

Arm® A64 Instruction Set

for A-profile architecture



Arm A64 Instruction Set for A-profile architecture

Copyright © 2010-2025 Arm Limited (or its affiliates). All rights reserved.

Release Information

For information on the change history and known issues for this release, see the **Release Notes** in the **A64 ISA XML for A-profile architecture (2025-03)**.

Proprietary Notice

This document is protected by copyright and other related rights and the use or implementation of the information contained in this document may be protected by one or more patents or pending patent applications. No part of this document may be reproduced in any form by any means without the express prior written permission of Arm Limited (“Arm”). **No license, express or implied, by estoppel or otherwise to any intellectual property rights is granted by this document unless specifically stated.**

Your access to the information in this document is conditional upon your acceptance that you will not use or permit others to use the information for the purposes of determining whether the subject matter of this document infringes any third party patents.

The content of this document is informational only. Any solutions presented herein are subject to changing conditions, information, scope, and data. This document was produced using reasonable efforts based on information available as of the date of issue of this document. The scope of information in this document may exceed that which Arm is required to provide, and such additional information is merely intended to further assist the recipient and does not represent Arm’s view of the scope of its obligations. You acknowledge and agree that you possess the necessary expertise in system security and functional safety and that you shall be solely responsible for compliance with all legal, regulatory, safety and security related requirements concerning your products, notwithstanding any information or support that may be provided by Arm herein. In addition, you are responsible for any applications which are used in conjunction with any Arm technology described in this document, and to minimize risks, adequate design and operating safeguards should be provided for by you.

This document may include technical inaccuracies or typographical errors. THIS DOCUMENT IS PROVIDED “AS IS”. ARM PROVIDES NO REPRESENTATIONS AND NO WARRANTIES, EXPRESS, IMPLIED OR STATUTORY, INCLUDING, WITHOUT LIMITATION, THE IMPLIED WARRANTIES OF MERCHANTABILITY, SATISFACTORY QUALITY, NON-INFRINGEMENT OR FITNESS FOR A PARTICULAR PURPOSE WITH RESPECT TO THE DOCUMENT. For the avoidance of doubt, Arm makes no representation with respect to, and has undertaken no analysis to identify or understand the scope and content of, patents, copyrights, trade secrets, or other rights.

TO THE EXTENT NOT PROHIBITED BY LAW, IN NO EVENT WILL ARM BE LIABLE FOR ANY DAMAGES, INCLUDING WITHOUT LIMITATION ANY DIRECT, INDIRECT, SPECIAL, INCIDENTAL, PUNITIVE, OR CONSEQUENTIAL DAMAGES, HOWEVER CAUSED AND REGARDLESS OF THE THEORY OF LIABILITY, ARISING OUT OF ANY USE OF THIS DOCUMENT, EVEN IF ARM HAS BEEN ADVISED OF THE POSSIBILITY OF SUCH DAMAGES.

Reference by Arm to any third party’s products or services within this document is not an express or implied approval or endorsement of the use thereof.

This document consists solely of commercial items. You shall be responsible for ensuring that any use, duplication or disclosure of this document complies fully with any relevant export laws and regulations to assure that this document or any portion thereof is not exported, directly or indirectly, in violation of such export laws. Use of the word “partner” in reference to Arm’s customers is not intended to create or refer to any partnership relationship with any other company. Arm may make changes to this document at any time and without notice.

This document may be translated into other languages for convenience, and you agree that if there is any conflict between the English version of this document and any translation, the terms of the English version of the Agreement shall prevail.

The validity, construction and performance of this License shall be governed by English Law.

The Arm corporate logo and words marked with ™ or © are registered trademarks or trademarks of Arm Limited (or its affiliates) in the US and/or elsewhere. All rights reserved. Other brands and names mentioned in this document may be the trademarks of their respective owners. You must follow the Arm’s trademark usage guidelines <http://www.arm.com/company/policies/trademarks>.

Copyright © 2010-2025 Arm Limited (or its affiliates). All rights reserved.

Arm Limited, Company 02557590 registered in England.
110 Fulbourn Road, Cambridge, England CB1 9NJ.

PRE-20349
8 March 2024

Confidentiality Status

This document is Non-Confidential. The right to use, copy and disclose this document may be subject to license restrictions in accordance with the terms of the agreement entered into by Arm and the party that Arm delivered this document to.

Product Status

The information relating to the 2024 Extensions is at Alpha quality. Alpha quality means that most major features of the specification are described in this release, but some features and details might be missing.

The information relating to the rest of the A-profile Architecture is at Beta quality. Beta quality means that all major features of the specification are described, but some details might be missing.

Web Address

<http://www.arm.com>

Progressive Terminology Commitment

Previous issues of this document included terms that can be offensive. We have replaced these terms. If you find offensive terms in this document, please contact terms@arm.com.

Feedback on this document

If you have any comments or queries about this document, create a ticket at <https://support.developer.arm.com>.

As part of the ticket, include:

- The title, *Arm® A64 Instruction Set for A-profile architecture*.
- The number, DDI 0602.
- The section name to which your comments refer.
- The page number(s) to which your comments refer.
- The rule identifier(s) to which your comments refer if applicable.
- A concise explanation of your comments.

Arm also welcomes general suggestions for additions and improvements.

A64 -- Base Instructions (alphabetic order)

[ABS](#): Absolute value.

[ADC](#): Add with carry.

[ADCS](#): Add with carry, setting flags.

[ADD \(extended register\)](#): Add extended and scaled register.

[ADD \(immediate\)](#): Add immediate value.

[ADD \(shifted register\)](#): Add optionally-shifted register.

[ADDG](#): Add with tag.

[ADDPT](#): Add checked pointer.

[ADDS \(extended register\)](#): Add extended and scaled register, setting flags.

[ADDS \(immediate\)](#): Add immediate value, setting flags.

[ADDS \(shifted register\)](#): Add optionally-shifted register, setting flags.

[ADR](#): Form PC-relative address.

[ADRP](#): Form PC-relative address to 4KB page.

[AND \(immediate\)](#): Bitwise AND (immediate).

[AND \(shifted register\)](#): Bitwise AND (shifted register).

[ANDS \(immediate\)](#): Bitwise AND (immediate), setting flags.

[ANDS \(shifted register\)](#): Bitwise AND (shifted register), setting flags.

[APAS](#): Associate physical address space: an alias of SYS.

[ASR \(immediate\)](#): Arithmetic shift right (immediate): an alias of SBFM.

[ASR \(register\)](#): Arithmetic shift right (register): an alias of ASRV.

[ASRV](#): Arithmetic shift right variable.

[AT](#): Address translate: an alias of SYS.

[AUTDA, AUTDZA](#): Authenticate data address, using key A.

[AUTDB, AUTDZB](#): Authenticate data address, using key B.

[AUTIA, AUTIA1716, AUTIASP, AUTIAZ, AUTIZA](#): Authenticate instruction address, using key A.

[AUTIA171615](#): Authenticate instruction address, using key A.

[AUTIASPPC](#): Authenticate return address using key A, using an immediate offset.

[AUTIASPPCR](#): Authenticate return address using key A, using a register.

[AUTIB, AUTIB1716, AUTIBSP, AUTIBZ, AUTIZB](#): Authenticate instruction address, using key B.

[AUTIB171615](#): Authenticate instruction address, using key B.

[AUTIBSPPC](#): Authenticate return address using key B, using an immediate offset.

[AUTIBSPPCR](#): Authenticate return address using key B, using a register.

[AXFLAG](#): Convert floating-point condition flags from Arm to external format.

[B](#): Branch.

[B.cond](#): Branch conditionally.

[BC.cond](#): Branch consistent conditionally.

[BFC](#): Bitfield clear: an alias of BFM.

[BFI](#): Bitfield insert: an alias of BFM.

[BFM](#): Bitfield move.

[BFXIL](#): Bitfield extract and insert at low end: an alias of BFM.

[BIC \(shifted register\)](#): Bitwise bit clear (shifted register).

[BICS \(shifted register\)](#): Bitwise bit clear (shifted register), setting flags.

[BL](#): Branch with link.

[BLR](#): Branch with link to register.

[BLRAA](#), [BLRAAZ](#), [BLRAB](#), [BLRABZ](#): Branch with link to register, with pointer authentication.

[BR](#): Branch to register.

[BRAA](#), [BRAAZ](#), [BRAB](#), [BRABZ](#): Branch to register, with pointer authentication.

[BRB](#): Branch record buffer: an alias of SYS.

[BRK](#): Breakpoint instruction.

[BTI](#): Branch target identification.

[CAS](#), [CASA](#), [CASAL](#), [CASL](#): Compare and swap word or doubleword in memory.

[CASB](#), [CASAB](#), [CASALB](#), [CASLB](#): Compare and swap byte in memory.

[CASH](#), [CASA](#)[H](#), [CASALH](#), [CASLH](#): Compare and swap halfword in memory.

[CASP](#), [CASPA](#), [CASPAL](#), [CASPL](#): Compare and swap pair of words or doublewords in memory.

[CASPT](#), [CASPAT](#), [CASPALT](#), [CASPLT](#): Compare and swap pair unprivileged.

[CAST](#), [CASAT](#), [CASALT](#), [CASLT](#): Compare and swap unprivileged.

[CB<cc> \(immediate\)](#): Compare register with immediate and branch.

[CB<cc> \(register\)](#): Compare registers and branch.

[CBB<cc>](#): Compare bytes and branch.

[CBBLE](#): Compare signed less than or equal bytes and branch: an alias of CBB<cc>.

[CBBLO](#): Compare unsigned lower than bytes and branch: an alias of CBB<cc>.

[CBBLS](#): Compare unsigned lower than or equal bytes and branch: an alias of CBB<cc>.

[CBBLT](#): Compare signed less than bytes and branch: an alias of CBB<cc>.

[CBGE \(immediate\)](#): Compare signed greater than or equal immediate and branch: an alias of CB<cc> (immediate).

[CBH<cc>](#): Compare halfwords and branch.

[CBHLE](#): Compare signed less than or equal halfwords and branch: an alias of CBH<cc>.

[CBHLO](#): Compare unsigned lower than halfwords and branch: an alias of CBH<cc>.

[CBHLS](#): Compare unsigned lower than or equal halfwords and branch: an alias of CBH<cc>.

[CBHLT](#): Compare signed less than halfwords and branch: an alias of CBH<cc>.

[CBHS \(immediate\)](#): Compare unsigned greater than or equal immediate and branch: an alias of CB<cc> (immediate).

[CBLE \(immediate\)](#): Compare signed less than or equal immediate and branch: an alias of CB<cc> (immediate).

[CBLE \(register\)](#): Compare signed less than or equal register and branch: an alias of CB<cc> (register).

[CBLO \(register\)](#): Compare unsigned lower than register and branch: an alias of CB<cc> (register).

[CBLS \(immediate\)](#): Compare unsigned lower than or equal immediate and branch: an alias of CB<cc> (immediate).

[CBLS \(register\)](#): Compare unsigned lower than or equal register and branch: an alias of CB<cc> (register).

[CBLT \(register\)](#): Compare signed less than register and branch: an alias of CB<cc> (register).

[CBNZ](#): Compare and branch on nonzero.

[CBZ](#): Compare and branch on zero.

[CCMN \(immediate\)](#): Conditional compare negative (immediate).

[CCMN \(register\)](#): Conditional compare negative (register).

[CCMP \(immediate\)](#): Conditional compare (immediate).

[CCMP \(register\)](#): Conditional compare (register).

[CFINV](#): Invert carry flag.

[CFP](#): Control flow prediction restriction by context: an alias of SYS.

[CHKFEAT](#): Check feature status.

[CINC](#): Conditional increment: an alias of CSINC.

[CINV](#): Conditional invert: an alias of CSINV.

[CLRBHB](#): Clear branch history.

[CLREX](#): Clear exclusive.

[CLS](#): Count leading sign bits.

[CLZ](#): Count leading zeros.

[CMN \(extended register\)](#): Compare negative (extended register): an alias of ADDS (extended register).

[CMN \(immediate\)](#): Compare negative (immediate): an alias of ADDS (immediate).

[CMN \(shifted register\)](#): Compare negative (shifted register): an alias of ADDS (shifted register).

[CMP \(extended register\)](#): Compare (extended register): an alias of SUBS (extended register).

[CMP \(immediate\)](#): Compare (immediate): an alias of SUBS (immediate).

[CMP \(shifted register\)](#): Compare (shifted register): an alias of SUBS (shifted register).

[CMPP](#): Compare with tag: an alias of SUBPS.

[CNEG](#): Conditional negate: an alias of CSNEG.

[CNT](#): Count bits.

[COSP](#): Clear other speculative prediction restriction by context: an alias of SYS.

[CPP](#): Cache prefetch prediction restriction by context: an alias of SYS.

[CPYFP, CPYFM, CPYFE](#): Memory copy forward-only.

[CPYFPN, CPYFMN, CPYFEN](#): Memory copy forward-only, reads and writes non-temporal.

[CPYFPRN, CPYFMRN, CPYFERN](#): Memory copy forward-only, reads non-temporal.

[CPYFPRT, CPYFMRT, CPYFERT](#): Memory copy forward-only, reads unprivileged.

[CPYFPRTN, CPYFMRTN, CPYFERTN](#): Memory copy forward-only, reads unprivileged, reads and writes non-temporal.

[CPYFPRTN, CPYFMRTN, CPYFERTN](#): Memory copy forward-only, reads unprivileged and non-temporal.

[CPYFPRTWN, CPYFMRTWN, CPYFERTWN](#): Memory copy forward-only, reads unprivileged, writes non-temporal.

[CPYFPT, CPYFMT, CPYFET](#): Memory copy forward-only, reads and writes unprivileged.

[CPYFPTN, CPYFMTN, CPYFETN](#): Memory copy forward-only, reads and writes unprivileged and non-temporal.

[CPYFPTRN, CPYFMTRN, CPYFETRN](#): Memory copy forward-only, reads and writes unprivileged, reads non-temporal.

[CPYFPTRN, CPYFMTRN, CPYFETRN](#): Memory copy forward-only, reads and writes unprivileged, writes non-temporal.

[CPYFPWN, CPYFMWN, CPYFEWN](#): Memory copy forward-only, writes non-temporal.

[CPYFPWT, CPYFMWT, CPYFEWT](#): Memory copy forward-only, writes unprivileged.

[CPYFPWTN, CPYFMWTN, CPYFEWTN](#): Memory copy forward-only, writes unprivileged, reads and writes non-temporal.

[CPYFPWTRN, CPYFMWTRN, CPYFEWTRN](#): Memory copy forward-only, writes unprivileged, reads non-temporal.

[CPYFPWTWN, CPYFMWTWN, CPYFEWTWN](#): Memory copy forward-only, writes unprivileged and non-temporal.

[CPYP, CPYM, CPYE](#): Memory copy.

[CPYPN, CPYMN, CPYEN](#): Memory copy, reads and writes non-temporal.

[CPYPRN, CPYMRN, CPYERN](#): Memory copy, reads non-temporal.

[CPYPRT, CPYMRT, CPYERT](#): Memory copy, reads unprivileged.

[CPYPRTN, CPYMRTN, CPYERTN](#): Memory copy, reads unprivileged, reads and writes non-temporal.

[CPYPRTRN, CPYMRTRN, CPYERTRN](#): Memory copy, reads unprivileged and non-temporal.

[CPYPRTWN, CPYMRTWN, CPYERTWN](#): Memory copy, reads unprivileged, writes non-temporal.

[CPYPT, CPYMT, CPYET](#): Memory copy, reads and writes unprivileged.

[CPYPTN, CPYMTN, CPYETN](#): Memory copy, reads and writes unprivileged and non-temporal.

[CPYPTRN, CPYMTRN, CPYETRN](#): Memory copy, reads and writes unprivileged, reads non-temporal.

[CPYPTWN, CPYMTWN, CPYETWN](#): Memory copy, reads and writes unprivileged, writes non-temporal.

[CPYPWN, CPYMWN, CPYEWN](#): Memory copy, writes non-temporal.

[CPYPWT, CPYMW, CPYEW](#): Memory copy, writes unprivileged.

[CPYPWTN, CPYMW, CPYEW](#): Memory copy, writes unprivileged, reads and writes non-temporal.

[CPYPWTRN, CPYMWTRN, CPYEWTRN](#): Memory copy, writes unprivileged, reads non-temporal.

[CPYPWTWN, CPYMWTRN, CPYEWTRN](#): Memory copy, writes unprivileged and non-temporal.

[CRC32B, CRC32H, CRC32W, CRC32X](#): CRC32 checksum.

[CRC32CB, CRC32CH, CRC32CW, CRC32CX](#): CRC32C checksum.

[CSDB](#): Consumption of speculative data barrier.

[CSEL](#): Conditional select.

[CSET](#): Conditional set: an alias of CSINC.

[CSETM](#): Conditional set mask: an alias of CSINV.

[CSINC](#): Conditional select increment.

[CSINV](#): Conditional select invert.

[CSNEG](#): Conditional select negation.

[CTZ](#): Count trailing zeros.

[DC](#): Data cache operation: an alias of SYS.

[DCPS1](#): Debug change PE state to EL1.

[DCPS2](#): Debug change PE state to EL2.

[DCPS3](#): Debug change PE state to EL3.

[DGH](#): Data gathering hint.

[DMB](#): Data memory barrier.

[DRPS](#): Debug restore PE state.

[DSB](#): Data synchronization barrier.

[DVP](#): Data value prediction restriction by context: an alias of SYS.

[EON \(shifted register\)](#): Bitwise exclusive-OR NOT (shifted register).

[EOR \(immediate\)](#): Bitwise exclusive-OR (immediate).

[EOR \(shifted register\)](#): Bitwise exclusive-OR (shifted register).

[ERET](#): Exception return.

[ERETAA, \[ERETAB\]\(#\): Exception return, with pointer authentication.](#)

[ESB](#): Error synchronization barrier.

[EXTR](#): Extract register.

[GCSB](#): Guarded Control Stack barrier.

[GCSPOPCX](#): Guarded Control Stack pop and compare exception return record: an alias of SYS.

[GCSPOPM](#): Guarded Control Stack pop: an alias of SYSL.

[GCSPOPX](#): Guarded Control Stack pop exception return record: an alias of SYS.

[GCSPUSHM](#): Guarded Control Stack push: an alias of SYS.

[GCSPUSHX](#): Guarded Control Stack push exception return record: an alias of SYS.

[GCSSS1](#): Guarded Control Stack switch stack 1: an alias of SYS.

[GCSSS2](#): Guarded Control Stack switch stack 2: an alias of SYSL.

[GCSSTR](#): Guarded Control Stack store register.

[GCSSTTR](#): Guarded Control Stack store register (unprivileged).

[GMI](#): Tag mask insert.

[HINT](#): Hint instruction.

[HLT](#): Halt instruction.

[HVC](#): Hypervisor call.

[IC](#): Instruction cache operation: an alias of SYS.

[IRG](#): Insert random tag.

[ISB](#): Instruction synchronization barrier.

[LD64B](#): Single-copy atomic 64-byte Load.

[LDADD, LDADDA, LDADDAL, LDADDL](#): Atomic add on word or doubleword in memory.

[LDADDB, LDADDAB, LDADDALB, LDADDLB](#): Atomic add on byte in memory.

[LDADDH, LDADDAH, LDADDALH, LDADDLH](#): Atomic add on halfword in memory.

[LDAPR](#): Load-acquire RCpc register.

[LDAPRB](#): Load-acquire RCpc register byte.

[LDAPRH](#): Load-acquire RCpc register halfword.

[LDAPUR](#): Load-acquire RCpc register (unscaled).

[LDAPURB](#): Load-acquire RCpc register byte (unscaled).

[LDAPURH](#): Load-acquire RCpc register halfword (unscaled).

[LDAPURSB](#): Load-acquire RCpc register signed byte (unscaled).

[LDAPURSH](#): Load-acquire RCpc register signed halfword (unscaled).

[LDAPURSW](#): Load-acquire RCpc register signed word (unscaled).

[LDAR](#): Load-acquire register.

[LDARB](#): Load-acquire register byte.

[LDARH](#): Load-acquire register halfword.

[LDATXR](#): Load-acquire unprivileged exclusive register.

[LDAXP](#): Load-acquire exclusive pair of registers.

[LDAXR](#): Load-acquire exclusive register.

[LDAXRB](#): Load-acquire exclusive register byte.

[LDAXRH](#): Load-acquire exclusive register halfword.

[LDCLR, LDCLRA, LDCLRAL, LDCLRL](#): Atomic bit clear on word or doubleword in memory.

[LDCLRB, LDCLRAB, LDCLRALB, LDCLRLB](#): Atomic bit clear on byte in memory.

[LDCLRH, LDCLRAH, LDCLRALH, LDCLRLH](#): Atomic bit clear on halfword in memory.

[LDCLRP, LDCLRPA, LDCLRPAL, LDCLRPL](#): Atomic bit clear on quadword in memory.

[LDEOR, LDEORA, LDEORAL, LDEORL](#): Atomic exclusive-OR on word or doubleword in memory.

[LDEORB, LDEORAB, LDEORALB, LDEORLB](#): Atomic exclusive-OR on byte in memory.

[LDEORH, LDEORAH, LDEORALH, LDEORLH](#): Atomic exclusive-OR on halfword in memory.

[LDG](#): Load Allocation Tag.

[LDGM](#): Load tag multiple.

[LDIAPP](#): Load-Acquire RCpc ordered pair of registers.

[LDLAR](#): Load LOAcquire register.

[LDLARB](#): Load LOAcquire register byte.

[LDLARH](#): Load LOAcquire register halfword.

[LDNP](#): Load pair of registers, with non-temporal hint.

[LDP](#): Load pair of registers.

[LDPSW](#): Load pair of registers signed word.

[LDR \(immediate\)](#): Load register (immediate).

[LDR \(literal\)](#): Load register (literal).

[LDR \(register\)](#): Load register (register).

[LDRAA, LDRAB](#): Load register, with pointer authentication.

[LDRB \(immediate\)](#): Load register byte (immediate).

[LDRB \(register\)](#): Load register byte (register).

[LDRH \(immediate\)](#): Load register halfword (immediate).

[LDRH \(register\)](#): Load register halfword (register).

[LDRSB \(immediate\)](#): Load register signed byte (immediate).

[LDRSB \(register\)](#): Load register signed byte (register).

[LDRSH \(immediate\)](#): Load register signed halfword (immediate).

[LDRSH \(register\)](#): Load register signed halfword (register).

[LDRSW \(immediate\)](#): Load register signed word (immediate).

[LDRSW \(literal\)](#): Load register signed word (literal).

[LDRSW \(register\)](#): Load register signed word (register).

[LDSET, LDSETA, LDSETAL, LDSETL](#): Atomic bit set on word or doubleword in memory.

[LDSETB, LDSETAB, LDSETALB, LDSETLB](#): Atomic bit set on byte in memory.

[LDSETH, LDSETHA, LDSETHALH, LDSETLH](#): Atomic bit set on halfword in memory.

[LDSETP, LDSETPA, LDSETPAL, LDSETPL](#): Atomic bit set on quadword in memory.

[LDSMAX, LDSMAXA, LDSMAXAL, LDSMAXL](#): Atomic signed maximum on word or doubleword in memory.

[LDSMAXB, LDSMAXAB, LDSMAXALB, LDSMAXLB](#): Atomic signed maximum on byte in memory.

[LDSMAXH, LDSMAXAH, LDSMAXALH, LDSMAXLH](#): Atomic signed maximum on halfword in memory.

[LDSMIN, LDSMINA, LDSMINAL, LDSMINL](#): Atomic signed minimum on word or doubleword in memory.

[LDSMINB, LDSMINAB, LDSMINALB, LDSMINLB](#): Atomic signed minimum on byte in memory.

[LDSMINH, LDSMINAH, LDSMINALH, LDSMINLH](#): Atomic signed minimum on halfword in memory.

[LDTADD, LDTADDA, LDTADDAL, LDTADDL](#): Atomic add unprivileged.

[LDTCLR, LDTCLRA, LDTCLRAL, LDTCLRL](#): Atomic bit clear unprivileged.

[LDTNP](#): Load unprivileged pair of registers, with non-temporal hint.

[LDTP](#): Load unprivileged pair of registers.

[LDTR](#): Load register (unprivileged).

[LDTRB](#): Load register byte (unprivileged).

[LDTRH](#): Load register halfword (unprivileged).

[LDTRSB](#): Load register signed byte (unprivileged).

[LDTRSH](#): Load register signed halfword (unprivileged).

[LDTRSW](#): Load register signed word (unprivileged).

[LDTSET, LDTSETA, LDTSETAL, LDTSETL](#): Atomic bit set unprivileged.

[LDTXR](#): Load unprivileged exclusive register.

[LDUMAX, LDUMAXA, LDUMAXAL, LDUMAXL](#): Atomic unsigned maximum on word or doubleword in memory.

[LDUMAXB, LDUMAXAB, LDUMAXALB, LDUMAXLB](#): Atomic unsigned maximum on byte in memory.

[LDUMAXH, LDUMAXAH, LDUMAXALH, LDUMAXLH](#): Atomic unsigned maximum on halfword in memory.

[LDUMIN, LDUMINA, LDUMINAL, LDUMINL](#): Atomic unsigned minimum on word or doubleword in memory.

[LDUMINB, LDUMINAB, LDUMINALB, LDUMINLB](#): Atomic unsigned minimum on byte in memory.

[LDUMINH, LDUMINAH, LDUMINALH, LDUMINLH](#): Atomic unsigned minimum on halfword in memory.

[LDUR](#): Load register (unscaled).

[LDURB](#): Load register byte (unscaled).

[LDURH](#): Load register halfword (unscaled).

[LDURSB](#): Load register signed byte (unscaled).

[LDURSH](#): Load register signed halfword (unscaled).

[LDURSW](#): Load register signed word (unscaled).

[LDXP](#): Load exclusive pair of registers.

[LDXR](#): Load exclusive register.

[LDXRB](#): Load exclusive register byte.

[LDXRH](#): Load exclusive register halfword.

[LSL \(immediate\)](#): Logical shift left (immediate): an alias of UBFM.

[LSL \(register\)](#): Logical shift left (register): an alias of LSLV.

[LSLV](#): Logical shift left variable.

[LSR \(immediate\)](#): Logical shift right (immediate): an alias of UBFM.

[LSR \(register\)](#): Logical shift right (register): an alias of LSRV.

[LSRV](#): Logical shift right variable.

[MADD](#): Multiply-add.

[MADDPT](#): Multiply-add checked pointer.

[MNEG](#): Multiply-negate: an alias of MSUB.

[MOV \(bitmask immediate\)](#): Move bitmask immediate value: an alias of ORR (immediate).

[MOV \(inverted wide immediate\)](#): Move inverted wide immediate value: an alias of MOVN.

[MOV \(register\)](#): Move register value: an alias of ORR (shifted register).

[MOV \(to/from SP\)](#): Move register value to or from SP: an alias of ADD (immediate).

[MOV \(wide immediate\)](#): Move wide immediate value: an alias of MOVZ.

[MOVK](#): Move wide with keep.

[MOVN](#): Move wide with NOT.

[MOVZ](#): Move wide with zero.

[MRRS](#): Move System register to two adjacent general-purpose registers.

[MRS](#): Move System register to general-purpose register.

[MSR \(immediate\)](#): Move immediate value to special register.

[MSR \(register\)](#): Move general-purpose register to System register.

[MSRR](#): Move two adjacent general-purpose registers to System register.

[MSUB](#): Multiply-subtract.

[MSUBPT](#): Multiply-subtract checked pointer.

[MUL](#): Multiply: an alias of MADD.

[MVN](#): Bitwise NOT: an alias of ORN (shifted register).

[NEG \(shifted register\)](#): Negate (shifted register): an alias of SUB (shifted register).

[NEGS](#): Negate, setting flags: an alias of SUBS (shifted register).

[NGC](#): Negate with carry: an alias of SBC.

[NGCS](#): Negate with carry, setting flags: an alias of SBCS.

[NOP](#): No operation.

[ORN \(shifted register\)](#): Bitwise OR NOT (shifted register).

[ORR \(immediate\)](#): Bitwise OR (immediate).

[ORR \(shifted register\)](#): Bitwise OR (shifted register).

[PACDA, PACDZA](#): Pointer Authentication Code for data address, using key A.

[PACDB, PACDZB](#): Pointer Authentication Code for data address, using key B.

[PACGA](#): Pointer Authentication Code, using generic key.

[PACIA, PACIA1716, PACIASP, PACIAZ, PACIZA](#): Pointer Authentication Code for instruction address, using key A.

[PACIA171615](#): Pointer Authentication Code for instruction address, using key A.

[PACIASPPC](#): Pointer Authentication Code for return address, using key A.

[PACIB, PACIB1716, PACIBSP, PACIBZ, PACIZB](#): Pointer Authentication Code for instruction address, using key B.

[PACIB171615](#): Pointer Authentication Code for instruction address, using key B.

[PACIBSPPC](#): Pointer Authentication Code for return address, using key B.

[PACM](#): Pointer authentication modifier.

[PACNBIASPPC](#): Pointer Authentication Code for return address, using key A, not a branch target.

[PACNBIBSPPC](#): Pointer Authentication Code for return address, using key B, not a branch target.

[PRFM \(immediate\)](#): Prefetch memory (immediate).

[PRFM \(literal\)](#): Prefetch memory (literal).

[PRFM \(register\)](#): Prefetch memory (register).

[PRFUM](#): Prefetch memory (unscaled offset).

[PSB](#): Profiling synchronization barrier.

[PSSBB](#): Physical speculative store bypass barrier: an alias of DSB.

[RBIT](#): Reverse bits.

[RCWCAS, RCWCASA, RCWCASAL, RCWCASL](#): Read check write compare and swap doubleword in memory.

[RCWCASP, RCWCASPA, RCWCASPAL, RCWCASPL](#): Read check write compare and swap quadword in memory.

[RCWCLR, RCWCLRA, RCWCLRAL, RCWCLRL](#): Read check write atomic bit clear on doubleword in memory.

[RCWCLRP, RCWCLRPA, RCWCLRPAL, RCWCLRPL](#): Read check write atomic bit clear on quadword in memory.

[RCWSCAS, RCWSCASA, RCWSCASAL, RCWSCASL](#): Read check write software compare and swap doubleword in memory.

[RCWSCASP, RCWSCASPA, RCWSCASPAL, RCWSCASPL](#): Read check write software compare and swap quadword in memory.

[RCWSCLR, RCWSCLRA, RCWSCLRAL, RCWSCLRL](#): Read check write software atomic bit clear on doubleword in memory.

[RCWSCLRP, RCWSCLRPA, RCWSCLRPAL, RCWSCLRPL](#): Read check write software atomic bit clear on quadword in memory.

[RCWSET, RCWSETA, RCWSETAL, RCWSETL](#): Read check write atomic bit set on doubleword in memory.

[RCWSETP, RCWSETPA, RCWSETPAL, RCWSETPL](#): Read check write atomic bit set on quadword in memory.

[RCWSSET, RCWSSETA, RCWSSETAL, RCWSSETL](#): Read check write software atomic bit set on doubleword in memory.

[RCWSSETP, RCWSSETPA, RCWSSETPAL, RCWSSETPL](#): Read check write software atomic bit set on quadword in memory.

[RCWSSWP, RCWSSWPA, RCWSSWPAL, RCWSSWPL](#): Read check write software swap doubleword in memory.

[RCWSSWPP, RCWSSWPPA, RCWSSWPPAL, RCWSSWPPL](#): Read check write software swap quadword in memory.

[RCWSWP, RCWSWPA, RCWSWPAL, RCWSWPL](#): Read check write swap doubleword in memory.

[RCWSWPP, RCWSWPPA, RCWSWPPAL, RCWSWPPL](#): Read check write swap quadword in memory.

[RET](#): Return from subroutine.

[RETAA, RETAB](#): Return from subroutine, with pointer authentication.

[RETAASPPC, RETABSPPC](#): Return from subroutine, with enhanced pointer authentication using an immediate offset.

[RETAASPPCR, RETABSPPCR](#): Return from subroutine, with enhanced pointer authentication using a register.

[REV](#): Reverse bytes.

[REV16](#): Reverse bytes in 16-bit halfwords.

[REV32](#): Reverse bytes in 32-bit words.

[REV64](#): Reverse bytes: an alias of REV.

[RMIE](#): Rotate, mask insert flags.

[ROR \(immediate\)](#): Rotate right (immediate): an alias of EXTR.

[ROR \(register\)](#): Rotate right (register): an alias of RORV.

[RORV](#): Rotate right variable.

[RPRFM](#): Range prefetch memory.

[SB](#): Speculation barrier.

[SBC](#): Subtract with carry.

[SBCS](#): Subtract with carry, setting flags.

[SBFIZ](#): Signed bitfield insert in zeros: an alias of SBFM.

[SBFM](#): Signed bitfield move.

[SBFX](#): Signed bitfield extract: an alias of SBFM.

[SDIV](#): Signed divide.

[SETF8, SETF16](#): Evaluation of 8-bit or 16-bit flag values.

[SETGP, SETGM, SETGE](#): Memory set with tag setting.

[SETGPN, SETGMN, SETGEN](#): Memory set with tag setting, non-temporal.

[SETGPT, SETGMT, SETGET](#): Memory set with tag setting, unprivileged.

[SETGPTN, SETGMTN, SETGETN](#): Memory set with tag setting, unprivileged and non-temporal.

[SETP, SETM, SETE](#): Memory set.

[SETPN, SETMN, SETEN](#): Memory set, non-temporal.

[SETPT, SETMT, SETET](#): Memory set, unprivileged.

[SETPTN, SETMTN, SETETN](#): Memory set, unprivileged and non-temporal.

[SEV](#): Send event.

[SEVL](#): Send event local.

[SMADDL](#): Signed multiply-add long.

[SMAX \(immediate\)](#): Signed maximum (immediate).

[SMAX \(register\)](#): Signed maximum (register).

[SMC](#): Secure monitor call.

[SMIN \(immediate\)](#): Signed minimum (immediate).

[SMIN \(register\)](#): Signed minimum (register).

[SMNEGL](#): Signed multiply-negate long: an alias of SMSUBL.

[SMSTART](#): Enables access to Streaming SVE mode and SME architectural state: an alias of MSR (immediate).

[SMSTOP](#): Disables access to Streaming SVE mode and SME architectural state: an alias of MSR (immediate).

[SMSUBL](#): Signed multiply-subtract long.

[SMULH](#): Signed multiply high.

[SMULL](#): Signed multiply long: an alias of SMADDL.

[SSBB](#): Speculative store bypass barrier: an alias of DSB.

[ST2G](#): Store Allocation Tags.

[ST64B](#): Single-copy atomic 64-byte store without status result.

[ST64BV](#): Single-copy atomic 64-byte store with status result.

[ST64BV0](#): Single-copy atomic 64-byte EL0 store with status result.

[STADD, STADDL](#): Atomic add on word or doubleword in memory, without return: an alias of LDADD, LDADDA, LDADDAL, LDADDL.

[STADDB, STADDLB](#): Atomic add on byte in memory, without return: an alias of LDADDB, LDADDAB, LDADDALB, LDADDLB.

[STADDH, STADDLH](#): Atomic add on halfword in memory, without return: an alias of LDADDH, LDADDAH, LDADDALH, LDADDLH.

[STCLR, STCLRL](#): Atomic bit clear on word or doubleword in memory, without return: an alias of LDCLR, LDCLRA, LDCLRAL, LDCLRL.

[STCLRB, STCLRLB](#): Atomic bit clear on byte in memory, without return: an alias of LDCLRB, LDCLRAB, LDCLRALB, LDCLRLB.

[STCLRH, STCLRLH](#): Atomic bit clear on halfword in memory, without return: an alias of LDCLRH, LDCLRAH, LDCLRALH, LDCLRLH.

[STEOR, STEORL](#): Atomic exclusive-OR on word or doubleword in memory, without return: an alias of LDEOR, LDEORA, LDEORAL, LDEORL.

[STEORB, STEORLB](#): Atomic exclusive-OR on byte in memory, without return: an alias of LDEORB, LDEORAB, LDEORALB, LDEORLB.

[STEORH, STEORLH](#): Atomic exclusive-OR on halfword in memory, without return: an alias of LDEORH, LDEORAH, LDEORALH, LDEORLH.

[STG](#): Store Allocation Tag.

[STGM](#): Store Allocation Tag multiple.

[STGP](#): Store Allocation Tag and pair of registers.

[STILP](#): Store-release ordered pair of registers.

[STLLR](#): Store LORelease register.

[STLLRB](#): Store LORelease register byte.

[STLLRH](#): Store LORelease register halfword.

[STLR](#): Store-release register.

[STLRB](#): Store-release register byte.

[STLRH](#): Store-release register halfword.

[STLTXR](#): Store-release unprivileged exclusive register.

[STLUR](#): Store-release register (unscaled).

[STLURB](#): Store-release register byte (unscaled).

[STLURH](#): Store-release register halfword (unscaled).

[STLXP](#): Store-release exclusive pair of registers.

[STLXR](#): Store-release exclusive register.

[STLXRB](#): Store-release exclusive register byte.

[STLXRH](#): Store-release exclusive register halfword.

[STNP](#): Store pair of registers, with non-temporal hint.

[STP](#): Store pair of registers.

[STR \(immediate\)](#): Store register (immediate).

[STR \(register\)](#): Store register (register).

[STRB \(immediate\)](#): Store register byte (immediate).

[STRB \(register\)](#): Store register byte (register).

[STRH \(immediate\)](#): Store register halfword (immediate).

[STRH \(register\)](#): Store register halfword (register).

[STSET, STSETL](#): Atomic bit set on word or doubleword in memory, without return: an alias of LDSET, LDSETA, LDSETAL, LDSETL.

[STSETB, STSETLB](#): Atomic bit set on byte in memory, without return: an alias of LDSETB, LDSETAB, LDSETALB, LDSETLB.

[STSETH, STSETLH](#): Atomic bit set on halfword in memory, without return: an alias of LDSETH, LDSETAH, LDSETALH, LDSETLH.

[STSHH](#): Store shared hint.

[STSMAX, STSMAXL](#): Atomic signed maximum on word or doubleword in memory, without return: an alias of LDSMAX, LDSMAXA, LDSMAXAL, LDSMAXL.

[STSMAXB, STSMAXLB](#): Atomic signed maximum on byte in memory, without return: an alias of LDSMAXB, LDSMAXAB, LDSMAXALB, LDSMAXLB.

[STSMAXH, STSMAXLH](#): Atomic signed maximum on halfword in memory, without return: an alias of LDSMAXH, LDSMAXAH, LDSMAXALH, LDSMAXLH.

[STSMIN, STSMINL](#): Atomic signed minimum on word or doubleword in memory, without return: an alias of LDSMIN, LDSMINA, LDSMINAL, LDSMINL.

[STSMINB, STSMINLB](#): Atomic signed minimum on byte in memory, without return: an alias of LDSMINB, LDSMINAB, LDSMINALB, LDSMINLB.

[STSMINH, STSMINLH](#): Atomic signed minimum on halfword in memory, without return: an alias of LDSMINH, LDSMINAH, LDSMINALH, LDSMINLH.

[STTADD, STTADDL](#): Atomic add unprivileged, without return: an alias of LDTADD, LDTADDA, LDTADDAL, LDTADDL.

[STTCLR, STTCLRL](#): Atomic bit clear unprivileged, without return: an alias of LDTCLR, LDTCLRA, LDTCLRAL, LDTCLRL.

[STTNP](#): Store unprivileged pair of registers, with non-temporal hint.

[STTP](#): Store unprivileged pair of registers.

[STTR](#): Store register (unprivileged).

[STTRB](#): Store register byte (unprivileged).

[STTRH](#): Store register halfword (unprivileged).

[STTSET, STTSETL](#): Atomic bit set unprivileged, without return: an alias of LDTSET, LDTSETA, LDTSETAL, LDTSETL.

[STTXR](#): Store unprivileged exclusive register.

[STUMAX, STUMAXL](#): Atomic unsigned maximum on word or doubleword in memory, without return: an alias of LDUMAX, LDUMAXA, LDUMAXAL, LDUMAXL.

[STUMAXB, STUMAXLB](#): Atomic unsigned maximum on byte in memory, without return: an alias of LDUMAXB, LDUMAXAB, LDUMAXALB, LDUMAXLB.

[STUMAXH, STUMAXLH](#): Atomic unsigned maximum on halfword in memory, without return: an alias of LDUMAXH, LDUMAXAH, LDUMAXALH, LDUMAXLH.

[STUMIN, STUMINL](#): Atomic unsigned minimum on word or doubleword in memory, without return: an alias of LDUMIN, LDUMINA, LDUMINAL, LDUMINL.

[STUMINB, STUMINLB](#): Atomic unsigned minimum on byte in memory, without return: an alias of LDUMINB, LDUMINAB, LDUMINALB, LDUMINLB.

[STUMINH, STUMINLH](#): Atomic unsigned minimum on halfword in memory, without return: an alias of LDUMINH, LDUMINAH, LDUMINALH, LDUMINLH.

[STUR](#): Store register (unscaled).

[STURB](#): Store register byte (unscaled).

[STURH](#): Store register halfword (unscaled).

[STXP](#): Store exclusive pair of registers.

[STXR](#): Store exclusive register.

[STXRB](#): Store exclusive register byte.

[STXRH](#): Store exclusive register halfword.

[STZ2G](#): Store Allocation Tags, zeroing.

[STZG](#): Store Allocation Tag, zeroing.

[STZGM](#): Store Allocation Tag and zero multiple.

[SUB \(extended register\)](#): Subtract extended and scaled register.

[SUB \(immediate\)](#): Subtract immediate value.

[SUB \(shifted register\)](#): Subtract optionally-shifted register.

[SUBG](#): Subtract with tag.

[SUBP](#): Subtract pointer.

[SUBPS](#): Subtract pointer, setting flags.

[SUBPT](#): Subtract checked pointer.

[SUBS \(extended register\)](#): Subtract extended and scaled register, setting flags.

[SUBS \(immediate\)](#): Subtract immediate value, setting flags.

[SUBS \(shifted register\)](#): Subtract optionally-shifted register, setting flags.

[SVC](#): Supervisor call.

[SWP, SWPA, SWPAL, SWPL](#): Swap word or doubleword in memory.

[SWPB, SWPAB, SWPALB, SWPLB](#): Swap byte in memory.

[SWPH, SWPAH, SWPALH, SWPLH](#): Swap halfword in memory.

[SWPP, SWPPA, SWPPAL, SWPPL](#): Swap quadword in memory.

[SWPT, SWPTA, SWPTAL, SWPTL](#): Swap unprivileged.

[SXTB](#): Signed extend byte: an alias of SBFM.

[SXTH](#): Sign extend halfword: an alias of SBFM.

[SXTW](#): Sign extend word: an alias of SBFM.

[SYS](#): System instruction.

[SYSL](#): System instruction with result.

[SYSP](#): 128-bit system instruction.

[TBNZ](#): Test bit and branch if nonzero.

[TBZ](#): Test bit and branch if zero.

[TCANCEL](#): Cancel current transaction.

[TCOMMIT](#): Commit current transaction.

[TLBI](#): TLB invalidate operation: an alias of SYS.

[TLBIP](#): TLB invalidate pair operation: an alias of SYSP.

[TRCIT](#): Trace instrumentation: an alias of SYS.

[TSB](#): Trace synchronization barrier.

[TST \(immediate\)](#): Test bits (immediate): an alias of ANDS (immediate).

[TST \(shifted register\)](#): Test (shifted register): an alias of ANDS (shifted register).

[TSTART](#): Start transaction.

[TTEST](#): Test transaction state.

[UBFIZ](#): Unsigned bitfield insert in zeros: an alias of UBFM.

[UBFM](#): Unsigned bitfield move.

[UBFX](#): Unsigned bitfield extract: an alias of UBFM.

[UDF](#): Permanently undefined.

[UDIV](#): Unsigned divide.

[UMADDL](#): Unsigned multiply-add long.

[UMAX \(immediate\)](#): Unsigned maximum (immediate).

[UMAX \(register\)](#): Unsigned maximum (register).

[UMIN \(immediate\)](#): Unsigned minimum (immediate).

[UMIN \(register\)](#): Unsigned minimum (register).

[UMNEGL](#): Unsigned multiply-negate long: an alias of UMSUBL.

[UMSUBL](#): Unsigned multiply-subtract long.

[UMULH](#): Unsigned multiply high.

[UMULL](#): Unsigned multiply long: an alias of UMADDL.

[UXTB](#): Unsigned extend byte: an alias of UBFM.

[UXTH](#): Unsigned extend halfword: an alias of UBFM.

[WFE](#): Wait for event.

[WFET](#): Wait for event with timeout.

[WFI](#): Wait for interrupt.

[WFIT](#): Wait for interrupt with timeout.

[XAFLAG](#): Convert floating-point condition flags from external format to Arm format.

[XPACD](#), [XPACL](#), [XPACLR](#): Strip Pointer Authentication Code.

[YIELD](#): Yield.

Internal version only: aarchmrs v2025-03_rel, pseudocode v2025-03_rel ; Build timestamp: 2025-03-21T17:41

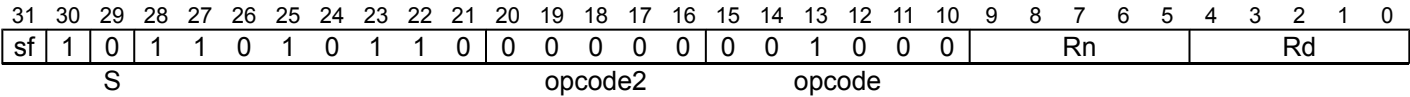
Copyright © 2010-2025 Arm Limited or its affiliates. All rights reserved. This document is Non-Confidential.

ABS

Absolute value

This instruction computes the absolute value of the signed integer value in the source register, and writes the result to the destination register.

Integer
(FEAT_CSSC)



Encoding for the 32-bit variant

Applies when (sf == 0)

ABS <Wd>, <Wn>

Encoding for the 64-bit variant

Applies when (sf == 1)

ABS <Xd>, <Xn>

Decode for all variants of this encoding

```
if !IsFeatureImplemented(FEAT_CSSC) then EndOfDecode(Decode_UNDEF);
constant integer datasize = 32 << UInt(sf);
constant integer d = UInt(Rd);
constant integer n = UInt(Rn);
```

Assembler Symbols

- <Wd> Is the 32-bit name of the general-purpose destination register, encoded in the "Rd" field.
- <Wn> Is the 32-bit name of the general-purpose source register, encoded in the "Rn" field.
- <Xd> Is the 64-bit name of the general-purpose destination register, encoded in the "Rd" field.
- <Xn> Is the 64-bit name of the general-purpose source register, encoded in the "Rn" field.

Operation

```
constant bits(datasize) operand1 = X[n, datasize];
constant integer result = Abs(SInt(operand1));
X[d, datasize] = result<datasize-1:0>;
```

Operational information

- If PSTATE.DIT is 1:
- The execution time of this instruction is independent of:
 - The values of the data supplied in any of its registers.
 - The values of the NZCV flags.
 - The response of this instruction to asynchronous exceptions does not vary based on:
 - The values of the data supplied in any of its registers.
 - The values of the NZCV flags.

ADC

Add with carry

This instruction adds two register values and the Carry flag value, and writes the result to the destination register.

31	30	29	28	27	26	25	24	23	22	21	20	19	18	17	16	15	14	13	12	11	10	9	8	7	6	5	4	3	2	1	0
sf	0	0	1	1	0	1	0	0	0	0	Rm					0	0	0	0	0	0	Rn					Rd				
op S																															

Encoding for the 32-bit variant

Applies when (sf == 0)

ADC <Wd>, <Wn>, <Wm>

Encoding for the 64-bit variant

Applies when (sf == 1)

ADC <Xd>, <Xn>, <Xm>

Decode for all variants of this encoding

```
constant integer d = UInt(Rd);
constant integer n = UInt(Rn);
constant integer m = UInt(Rm);
constant integer datasize = 32 << UInt(sf);
```

Assembler Symbols

- <Wd> Is the 32-bit name of the general-purpose destination register, encoded in the "Rd" field.
- <Wn> Is the 32-bit name of the first general-purpose source register, encoded in the "Rn" field.
- <Wm> Is the 32-bit name of the second general-purpose source register, encoded in the "Rm" field.
- <Xd> Is the 64-bit name of the general-purpose destination register, encoded in the "Rd" field.
- <Xn> Is the 64-bit name of the first general-purpose source register, encoded in the "Rn" field.
- <Xm> Is the 64-bit name of the second general-purpose source register, encoded in the "Rm" field.

Operation

```
constant bits(datasize) operand1 = X[n, datasize];
constant bits(datasize) operand2 = X[m, datasize];
bits(datasize) result;

(result, -) = AddWithCarry(operand1, operand2, PSTATE.C);

X[d, datasize] = result;
```

Operational information

- If PSTATE.DIT is 1:
- The execution time of this instruction is independent of:
 - The values of the data supplied in any of its registers.
 - The values of the NZCV flags.
 - The response of this instruction to asynchronous exceptions does not vary based on:
 - The values of the data supplied in any of its registers.
 - The values of the NZCV flags.

ADCS

Add with carry, setting flags

This instruction adds two register values and the Carry flag value, and writes the result to the destination register. It updates the condition flags based on the result.

31	30	29	28	27	26	25	24	23	22	21	20	19	18	17	16	15	14	13	12	11	10	9	8	7	6	5	4	3	2	1	0
sf	0	1	1	1	0	1	0	0	0	0	Rm					0	0	0	0	0	0	Rn					Rd				
op S																															

Encoding for the 32-bit variant

Applies when (sf == 0)

ADCS <Wd>, <Wn>, <Wm>

Encoding for the 64-bit variant

Applies when (sf == 1)

ADCS <Xd>, <Xn>, <Xm>

Decode for all variants of this encoding

```
constant integer d = UInt(Rd);
constant integer n = UInt(Rn);
constant integer m = UInt(Rm);
constant integer datasize = 32 << UInt(sf);
```

Assembler Symbols

<Wd>	Is the 32-bit name of the general-purpose destination register, encoded in the "Rd" field.
<Wn>	Is the 32-bit name of the first general-purpose source register, encoded in the "Rn" field.
<Wm>	Is the 32-bit name of the second general-purpose source register, encoded in the "Rm" field.
<Xd>	Is the 64-bit name of the general-purpose destination register, encoded in the "Rd" field.
<Xn>	Is the 64-bit name of the first general-purpose source register, encoded in the "Rn" field.
<Xm>	Is the 64-bit name of the second general-purpose source register, encoded in the "Rm" field.

Operation

```
constant bits(datasize) operand1 = X[n, datasize];
constant bits(datasize) operand2 = X[m, datasize];
bits(datasize) result;
bits(4) nzcvc;

(result, nzcvc) = AddWithCarry(operand1, operand2, PSTATE.C);

X[d, datasize] = result;
PSTATE.<N,Z,C,V> = nzcvc;
```

Operational information

If PSTATE.DIT is 1:

- The execution time of this instruction is independent of:
 - The values of the data supplied in any of its registers.
 - The values of the NZCV flags.
- The response of this instruction to asynchronous exceptions does not vary based on:
 - The values of the data supplied in any of its registers.

- The values of the NZCV flags.

Internal version only: aarchmrs v2025-03_rel, pseudocode v2025-03_rel ; Build timestamp: 2025-03-21T17:41

Copyright © 2010-2025 Arm Limited or its affiliates. All rights reserved. This document is Non-Confidential.

ADD (extended register)

Add extended and scaled register

This instruction adds a register value and a sign or zero-extended register value, followed by an optional left shift amount, and writes the result to the destination register. The argument that is extended from the <Rm> register can be a byte, halfword, word, or doubleword.

31	30	29	28	27	26	25	24	23	22	21	20	19	18	17	16	15	14	13	12	11	10	9	8	7	6	5	4	3	2	1	0
sf	0	0	0	1	0	1	1	0	0	1	Rm				option			imm3			Rn				Rd						
op S											opt																				

Encoding for the 32-bit variant

Applies when (sf == 0)

ADD <Wd|WSP>, <Wn|WSP>, <Wm>{, <extend> {#<amount>}}

Encoding for the 64-bit variant

Applies when (sf == 1)

ADD <Xd|SP>, <Xn|SP>, <R><m>{, <extend> {#<amount>}}

Decode for all variants of this encoding

```
if imm3 IN {'101', '110', '111'} then EndOfDecode(Decode_UNDEF);
constant integer d = UInt(Rd);
constant integer n = UInt(Rn);
constant integer m = UInt(Rm);
constant integer shift = UInt(imm3);
constant integer datasize = 32 << UInt(sf);
constant ExtendType extend_type = DecodeRegExtend(option);
```

Assembler Symbols

- <Wd|WSP> Is the 32-bit name of the destination general-purpose register or stack pointer, encoded in the "Rd" field.
- <Wn|WSP> Is the 32-bit name of the first source general-purpose register or stack pointer, encoded in the "Rn" field.
- <Wm> Is the 32-bit name of the second general-purpose source register, encoded in the "Rm" field.

<extend> For the "32-bit" variant: is the extension to be applied to the second source operand, encoded in "option":

option	<extend>
000	UXTB
001	UXTH
010	LSL UXTW
011	UXTX
100	SXTB
101	SXTH
110	SXTW
111	SXTX

If "Rd" or "Rn" is '11111' (WSP) and "option" is '010' then LSL is preferred, but may be omitted when "imm3" is '000'. In all other cases <extend> is required and must be UXTW when "option" is '010'.

For the "64-bit" variant: is the extension to be applied to the second source operand, encoded in "option":

option	<extend>
000	UXTB
001	UXTH
010	UXTW
011	LSL UXTX
100	SXTB
101	SXTH
110	SXTW
111	SXTX

If "Rd" or "Rn" is '11111' (SP) and "option" is '011' then LSL is preferred, but may be omitted when "imm3" is '000'. In all other cases <extend> is required and must be UXTX when "option" is '011'.

<amount> Is the left shift amount to be applied after extension in the range 0 to 4, defaulting to 0, encoded in the "imm3" field. It must be absent when <extend> is absent, is required when <extend> is LSL, and is optional when <extend> is present but not LSL.

<Xd|SP> Is the 64-bit name of the destination general-purpose register or stack pointer, encoded in the "Rd" field.

<Xn|SP> Is the 64-bit name of the first source general-purpose register or stack pointer, encoded in the "Rn" field.

<R> Is a width specifier, encoded in "option":

option	<R>
00x	W
010	W
x11	X
10x	W
110	W

<m> Is the number [0-30] of the second general-purpose source register or the name ZR (31), encoded in the "Rm" field.

Operation

```

constant bits(datasize) operand1 = if n == 31 then SP[datasize] else X[n, datasize];
constant bits(datasize) operand2 = ExtendReg(m, extend_type, shift, datasize);
bits(datasize) result;

(result, -) = AddWithCarry(operand1, operand2, '0');

if d == 31 then
    SP[64] = ZeroExtend(result, 64);
else
    X[d, datasize] = result;

```

Operational information

If PSTATE.DIT is 1:

- The execution time of this instruction is independent of:
 - The values of the data supplied in any of its registers.
 - The values of the NZCV flags.
- The response of this instruction to asynchronous exceptions does not vary based on:
 - The values of the data supplied in any of its registers.
 - The values of the NZCV flags.

Internal version only: aarchmrs v2025-03_rel, pseudocode v2025-03_rel ; Build timestamp: 2025-03-21T17:41

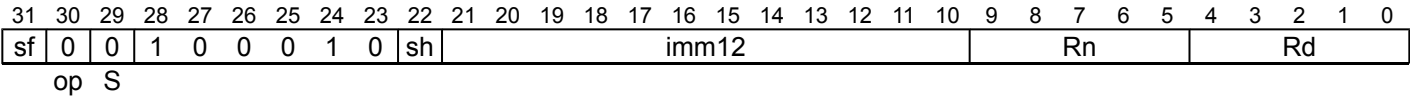
Copyright © 2010-2025 Arm Limited or its affiliates. All rights reserved. This document is Non-Confidential.

ADD (immediate)

Add immediate value

This instruction adds a register value and an optionally-shifted immediate value, and writes the result to the destination register.

This instruction is used by the alias [MOV \(to/from SP\)](#).



Encoding for the 32-bit variant

Applies when (sf == 0)

ADD <Wd|WSP>, <Wn|WSP>, #<imm>{, <shift>}

Encoding for the 64-bit variant

Applies when (sf == 1)

ADD <Xd|SP>, <Xn|SP>, #<imm>{, <shift>}

Decode for all variants of this encoding

```
constant integer d = UInt(Rd);
constant integer n = UInt(Rn);
constant integer datasize = 32 << UInt(sf);

constant bits(24) imm = if sh == '0' then Zeros(12):imm12 else imm12:Zeros(12);
```

Assembler Symbols

- <Wd|WSP> Is the 32-bit name of the destination general-purpose register or stack pointer, encoded in the "Rd" field.
- <Wn|WSP> Is the 32-bit name of the source general-purpose register or stack pointer, encoded in the "Rn" field.
- <imm> Is an unsigned immediate, in the range 0 to 4095, encoded in the "imm12" field.
- <shift> Is the optional left shift to apply to the immediate, defaulting to LSL #0 and encoded in "sh":

sh	<shift>
0	LSL #0
1	LSL #12

- <Xd|SP> Is the 64-bit name of the destination general-purpose register or stack pointer, encoded in the "Rd" field.
- <Xn|SP> Is the 64-bit name of the source general-purpose register or stack pointer, encoded in the "Rn" field.

Alias Conditions

Alias	Is preferred when
MOV (to/from SP)	sh == '0' && imm12 == '000000000000' && (Rd == '11111' Rn == '11111')

Operation

```
constant bits(datasize) operand1 = if n == 31 then SP[datasize] else X[n, datasize];
constant bits(datasize) operand2 = ZeroExtend(imm, datasize);
bits(datasize) result;
(result, -) = AddWithCarry(operand1, operand2, '0');

if d == 31 then
    SP[64] = ZeroExtend(result, 64);
else
    X[d, datasize] = result;
```

Operational information

If PSTATE.DIT is 1:

- The execution time of this instruction is independent of:
 - The values of the data supplied in any of its registers.
 - The values of the NZCV flags.
- The response of this instruction to asynchronous exceptions does not vary based on:
 - The values of the data supplied in any of its registers.
 - The values of the NZCV flags.

Internal version only: aarchmrs v2025-03_rel, pseudocode v2025-03_rel ; Build timestamp: 2025-03-21T17:41

Copyright © 2010-2025 Arm Limited or its affiliates. All rights reserved. This document is Non-Confidential.

ADD (shifted register)

Add optionally-shifted register

This instruction adds a register value and an optionally-shifted register value, and writes the result to the destination register.

31	30	29	28	27	26	25	24	23	22	21	20	19	18	17	16	15	14	13	12	11	10	9	8	7	6	5	4	3	2	1	0		
sf	0	0	0	1	0	1	1	shift	0	Rm						imm6						Rn						Rd					
op S																																	

Encoding for the 32-bit variant

Applies when (sf == 0)

ADD <Wd>, <Wn>, <Wm>{, <shift> #<amount>}

Encoding for the 64-bit variant

Applies when (sf == 1)

ADD <Xd>, <Xn>, <Xm>{, <shift> #<amount>}

Decode for all variants of this encoding

```
if shift == '11' then EndOfDecode(Decode_UNDEF);
if sf == '0' && imm6<5> == '1' then EndOfDecode(Decode_UNDEF);

constant integer d = UInt(Rd);
constant integer n = UInt(Rn);
constant integer m = UInt(Rm);
constant integer datasize = 32 << UInt(sf);
constant ShiftType shift_type = DecodeShift(shift);
constant integer shift_amount = UInt(imm6);
```

Assembler Symbols

- <Wd> Is the 32-bit name of the general-purpose destination register, encoded in the "Rd" field.
- <Wn> Is the 32-bit name of the first general-purpose source register, encoded in the "Rn" field.
- <Wm> Is the 32-bit name of the second general-purpose source register, encoded in the "Rm" field.
- <shift> Is the optional shift type to be applied to the second source operand, defaulting to LSL and encoded in "shift":

shift	<shift>
00	LSL
01	LSR
10	ASR
11	RESERVED

- <amount> For the "32-bit" variant: is the shift amount, in the range 0 to 31, defaulting to 0 and encoded in the "imm6" field.
For the "64-bit" variant: is the shift amount, in the range 0 to 63, defaulting to 0 and encoded in the "imm6" field.
- <Xd> Is the 64-bit name of the general-purpose destination register, encoded in the "Rd" field.
- <Xn> Is the 64-bit name of the first general-purpose source register, encoded in the "Rn" field.
- <Xm> Is the 64-bit name of the second general-purpose source register, encoded in the "Rm" field.

Operation

```
constant bits(datasize) operand1 = X[n, datasize];  
constant bits(datasize) operand2 = ShiftReg(m, shift_type, shift_amount, datasize);  
bits(datasize) result;  
  
(result, -) = AddWithCarry(operand1, operand2, '0');  
  
X[d, datasize] = result;
```

Operational information

If PSTATE.DIT is 1:

- The execution time of this instruction is independent of:
 - The values of the data supplied in any of its registers.
 - The values of the NZCV flags.
- The response of this instruction to asynchronous exceptions does not vary based on:
 - The values of the data supplied in any of its registers.
 - The values of the NZCV flags.

Internal version only: aarchmrs v2025-03_rel, pseudocode v2025-03_rel ; Build timestamp: 2025-03-21T17:41

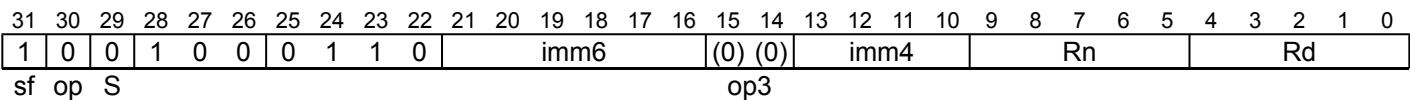
Copyright © 2010-2025 Arm Limited or its affiliates. All rights reserved. This document is Non-Confidential.

ADDG

Add with tag

This instruction adds an immediate value scaled by the Tag Granule to the address in the source register, modifies the Logical Address Tag of the address using an immediate value, and writes the result to the destination register. Tags specified in GCR_EL1.Exclude are excluded from the possible outputs when modifying the Logical Address Tag.

Integer (FEAT_MTE)



Encoding

ADDG <Xd|SP>, <Xn|SP>, #<uimm6>, #<uimm4>

Decode for this encoding

```
if !IsFeatureImplemented(FEAT_MTE) then EndOfDecode(Decode_UNDEF);
constant integer d = UInt(Rd);
constant integer n = UInt(Rn);
constant bits(4) tag_offset = imm4;
constant bits(64) offset = LSL(ZeroExtend(imm6, 64), LOG2_TAG_GRANULE);
```

Assembler Symbols

- <Xd|SP> Is the 64-bit name of the destination general-purpose register or stack pointer, encoded in the "Rd" field.
- <Xn|SP> Is the 64-bit name of the source general-purpose register or stack pointer, encoded in the "Rn" field.
- <uimm6> Is an unsigned immediate, a multiple of 16 in the range 0 to 1008, encoded in the "imm6" field.
- <uimm4> Is an unsigned immediate, in the range 0 to 15, encoded in the "imm4" field.

Operation

```
constant bits(64) operand1 = if n == 31 then SP[64] else X[n, 64];
constant bits(4) start_tag = AArch64.AllocationTagFromAddress(operand1);
constant bits(16) exclude = GCR_EL1.Exclude;
bits(64) result;
bits(4) rtag;

if AArch64.AllocationTagAccessIsEnabled(PSTATE.EL) then
    rtag = AArch64.ChooseNonExcludedTag(start_tag, tag_offset, exclude);
else
    rtag = '0000';

(result, -) = AddWithCarry(operand1, offset, '0');

result = AArch64.AddressWithAllocationTag(result, rtag);

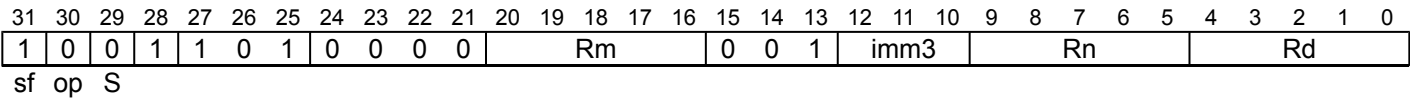
if d == 31 then
    SP[64] = result;
else
    X[d, 64] = result;
```

ADDPT

Add checked pointer

This instruction adds a base address register value and an optionally-shifted register value, and writes the result to the destination register. The optionally-shifted register value is treated as the offset.
If the operation would have generated a result where the most significant 8 bits of the result register differ from the most significant 8 bits of the base register, then the result is modified such that it is likely to be non-canonical when used as an address.

Integer
(FEAT_CPA)



Encoding

ADDPT <Xd|SP>, <Xn|SP>, <Xm>{, LSL #<amount>}

Decode for this encoding

```
if !IsFeatureImplemented(FEAT_CPA) then EndOfDecode(Decode_UNDEF);
constant integer d = UInt(Rd);
constant integer n = UInt(Rn);
constant integer m = UInt(Rm);
constant integer shift = UInt(imm3);
```

Assembler Symbols

- <Xd|SP> Is the 64-bit name of the general-purpose destination register or stack pointer, encoded in the "Rd" field.
- <Xn|SP> Is the 64-bit name of the first general-purpose source register or stack pointer, encoded in the "Rn" field.
- <Xm> Is the 64-bit name of the second general-purpose source register, encoded in the "Rm" field.
- <amount> Is the left shift amount, in the range 0 to 7, defaulting to 0, encoded in the "imm3" field.

Operation

```
bits(64) result;
constant bits(64) base = if n == 31 then SP[64] else X[n, 64];
constant bits(64) offset = LSL(X[m, 64], shift);

result = base + offset;
result = PointerAddCheck(result, base);

if d == 31 then
    SP[64] = result;
else
    X[d, 64] = result;
```

ADDS (extended register)

Add extended and scaled register, setting flags

This instruction adds a register value and a sign or zero-extended register value, followed by an optional left shift amount, and writes the result to the destination register. The argument that is extended from the <Rm> register can be a byte, halfword, word, or doubleword. It updates the condition flags based on the result.

This instruction is used by the alias [CMN \(extended register\)](#).

31	30	29	28	27	26	25	24	23	22	21	20	19	18	17	16	15	14	13	12	11	10	9	8	7	6	5	4	3	2	1	0
sf	0	1	0	1	0	1	1	0	0	1	Rm				option			imm3			Rn				Rd						
op				S		opt																									

Encoding for the 32-bit variant

Applies when (sf == 0)

ADDS <Wd>, <Wn|WSP>, <Wm>{, <extend> {#<amount>}}

Encoding for the 64-bit variant

Applies when (sf == 1)

ADDS <Xd>, <Xn|SP>, <R><m>{, <extend> {#<amount>}}

Decode for all variants of this encoding

```
if imm3 IN {'101', '110', '111'} then EndOfDecode(Decode_UNDEF);
constant integer d = UInt(Rd);
constant integer n = UInt(Rn);
constant integer m = UInt(Rm);
constant integer shift = UInt(imm3);
constant integer datasize = 32 << UInt(sf);
constant ExtendType extend_type = DecodeRegExtend(option);
```

Assembler Symbols

- <Wd> Is the 32-bit name of the general-purpose destination register, encoded in the "Rd" field.
- <Wn|WSP> Is the 32-bit name of the first source general-purpose register or stack pointer, encoded in the "Rn" field.
- <Wm> Is the 32-bit name of the second general-purpose source register, encoded in the "Rm" field.
- <extend> For the "32-bit" variant: is the extension to be applied to the second source operand, encoded in "option":

option	<extend>
000	UXTB
001	UXTH
010	LSL UXTW
011	UXTX
100	SXTB
101	SXTH
110	SXTW
111	SXTX

If "Rn" is '11111' (WSP) and "option" is '010' then LSL is preferred, but may be omitted when "imm3" is '000'. In all other cases <extend> is required and must be UXTW when "option" is '010'.

For the "64-bit" variant: is the extension to be applied to the second source operand, encoded in "option":

option	<extend>
000	UXTB
001	UXTH
010	UXTW
011	LSL UXTX
100	SXTB
101	SXTH
110	SXTW
111	SXTX

If "Rn" is '11111' (SP) and "option" is '011' then LSL is preferred, but may be omitted when "imm3" is '000'. In all other cases <extend> is required and must be UXTX when "option" is '011'.

<amount> Is the left shift amount to be applied after extension in the range 0 to 4, defaulting to 0, encoded in the "imm3" field. It must be absent when <extend> is absent, is required when <extend> is LSL, and is optional when <extend> is present but not LSL.

<Xd> Is the 64-bit name of the general-purpose destination register, encoded in the "Rd" field.

<Xn|SP> Is the 64-bit name of the first source general-purpose register or stack pointer, encoded in the "Rn" field.

<R> Is a width specifier, encoded in "option":

option	<R>
00x	W
010	W
x11	X
10x	W
110	W

<m> Is the number [0-30] of the second general-purpose source register or the name ZR (31), encoded in the "Rm" field.

Alias Conditions

Alias	Is preferred when
CMN (extended register)	Rd == '11111'

Operation

```
constant bits(datasize) operand1 = if n == 31 then SP[datasize] else X[n, datasize];
constant bits(datasize) operand2 = ExtendReg(m, extend_type, shift, datasize);
bits(datasize) result;
bits(4) nzcvc;

(result, nzcvc) = AddWithCarry(operand1, operand2, '0');

X[d, datasize] = result;
PSTATE.<N,Z,C,V> = nzcvc;
```

Operational information

If PSTATE.DIT is 1:

- The execution time of this instruction is independent of:
 - The values of the data supplied in any of its registers.
 - The values of the NZCV flags.
- The response of this instruction to asynchronous exceptions does not vary based on:
 - The values of the data supplied in any of its registers.
 - The values of the NZCV flags.

Internal version only: aarchmrs v2025-03_rel, pseudocode v2025-03_rel ; Build timestamp: 2025-03-21T17:41

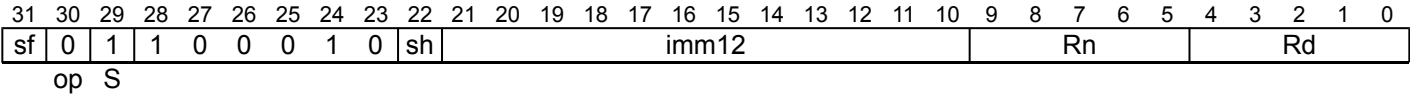
Copyright © 2010-2025 Arm Limited or its affiliates. All rights reserved. This document is Non-Confidential.

ADDS (immediate)

Add immediate value, setting flags

This instruction adds a register value and an optionally-shifted immediate value, and writes the result to the destination register. It updates the condition flags based on the result.

This instruction is used by the alias [CMN \(immediate\)](#).



Encoding for the 32-bit variant

Applies when (sf == 0)

ADDS <Wd>, <Wn|WSP>, #<imm>{, <shift>}

Encoding for the 64-bit variant

Applies when (sf == 1)

ADDS <Xd>, <Xn|SP>, #<imm>{, <shift>}

Decode for all variants of this encoding

```
constant integer d = UInt(Rd);
constant integer n = UInt(Rn);
constant integer datasize = 32 << UInt(sf);

constant bits(24) imm = if sh == '0' then Zeros(12):imm12 else imm12:Zeros(12);
```

Assembler Symbols

- <Wd> Is the 32-bit name of the general-purpose destination register, encoded in the "Rd" field.
- <Wn|WSP> Is the 32-bit name of the source general-purpose register or stack pointer, encoded in the "Rn" field.
- <imm> Is an unsigned immediate, in the range 0 to 4095, encoded in the "imm12" field.
- <shift> Is the optional left shift to apply to the immediate, defaulting to LSL #0 and encoded in "sh":

sh	<shift>
0	LSL #0
1	LSL #12

- <Xd> Is the 64-bit name of the general-purpose destination register, encoded in the "Rd" field.
- <Xn|SP> Is the 64-bit name of the source general-purpose register or stack pointer, encoded in the "Rn" field.

Alias Conditions

Alias	Is preferred when
CMN (immediate)	Rd == '11111'

Operation

```
constant bits(datasize) operand1 = if n == 31 then SP[datasize] else X[n, datasize];
constant bits(datasize) operand2 = ZeroExtend(imm, datasize);
bits(datasize) result;
bits(4) nzcvc;

(result, nzcvc) = AddWithCarry(operand1, operand2, '0');

X[d, datasize] = result;
PSTATE.<N,Z,C,V> = nzcvc;
```

Operational information

If PSTATE.DIT is 1:

- The execution time of this instruction is independent of:
 - The values of the data supplied in any of its registers.
 - The values of the NZCV flags.
- The response of this instruction to asynchronous exceptions does not vary based on:
 - The values of the data supplied in any of its registers.
 - The values of the NZCV flags.

Internal version only: aarchmrs v2025-03_rel, pseudocode v2025-03_rel ; Build timestamp: 2025-03-21T17:41

Copyright © 2010-2025 Arm Limited or its affiliates. All rights reserved. This document is Non-Confidential.

ADDS (shifted register)

Add optionally-shifted register, setting flags

This instruction adds a register value and an optionally-shifted register value, and writes the result to the destination register. It updates the condition flags based on the result.

This instruction is used by the alias [CMN \(shifted register\)](#).

31	30	29	28	27	26	25	24	23	22	21	20	19	18	17	16	15	14	13	12	11	10	9	8	7	6	5	4	3	2	1	0
sf	0	1	0	1	0	1	1	shift	0	Rm						imm6						Rn						Rd			
op S																															

Encoding for the 32-bit variant

Applies when (sf == 0)

ADDS <Wd>, <Wn>, <Wm>{, <shift> #<amount>}

Encoding for the 64-bit variant

Applies when (sf == 1)

ADDS <Xd>, <Xn>, <Xm>{, <shift> #<amount>}

Decode for all variants of this encoding

```
if shift == '11' then EndOfDecode(Decode_UNDEF);
if sf == '0' && imm6<5> == '1' then EndOfDecode(Decode_UNDEF);

constant integer d = UInt(Rd);
constant integer n = UInt(Rn);
constant integer m = UInt(Rm);
constant integer datasize = 32 << UInt(sf);
constant ShiftType shift_type = DecodeShift(shift);
constant integer shift_amount = UInt(imm6);
```

Assembler Symbols

- <Wd>

Is the 32-bit name of the general-purpose destination register, encoded in the "Rd" field.
- <Wn>

Is the 32-bit name of the first general-purpose source register, encoded in the "Rn" field.
- <Wm>

Is the 32-bit name of the second general-purpose source register, encoded in the "Rm" field.
- <shift>

Is the optional shift type to be applied to the second source operand, defaulting to LSL and encoded in “shift”:

shift	<shift>
00	LSL
01	LSR
10	ASR
11	RESERVED

<amount>

For the "32-bit" variant: is the shift amount, in the range 0 to 31, defaulting to 0 and encoded in the "imm6" field.
For the "64-bit" variant: is the shift amount, in the range 0 to 63, defaulting to 0 and encoded in the "imm6" field.

<Xd>

Is the 64-bit name of the general-purpose destination register, encoded in the "Rd" field.

<Xn>

Is the 64-bit name of the first general-purpose source register, encoded in the "Rn" field.

<Xm>

Is the 64-bit name of the second general-purpose source register, encoded in the "Rm" field.

Alias Conditions

Alias	Is preferred when
CMN (shifted register)	Rd == '11111'

Operation

```
constant bits(datasize) operand1 = X[n, datasize];
constant bits(datasize) operand2 = ShiftReg(m, shift_type, shift_amount, datasize);
bits(datasize) result;
bits(4) nzcvc;

(result, nzcvc) = AddWithCarry(operand1, operand2, '0');

X[d, datasize] = result;
PSTATE.<N,Z,C,V> = nzcvc;
```

Operational information

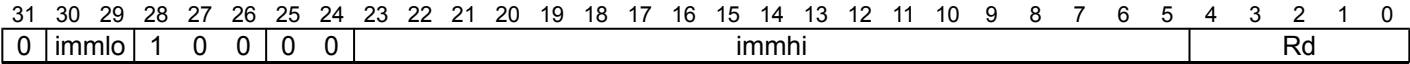
- If PSTATE.DIT is 1:
- The execution time of this instruction is independent of:
 - The values of the data supplied in any of its registers.
 - The values of the NZCV flags.
 - The response of this instruction to asynchronous exceptions does not vary based on:
 - The values of the data supplied in any of its registers.
 - The values of the NZCV flags.

Internal version only: aarchmrs v2025-03_rel, pseudocode v2025-03_rel ; Build timestamp: 2025-03-21T17:41
Copyright © 2010-2025 Arm Limited or its affiliates. All rights reserved. This document is Non-Confidential.

ADR

Form PC-relative address

This instruction adds an immediate value to the PC value to form a PC-relative address, and writes the result to the destination register.



op

Encoding

ADR <Xd>, <label>

Decode for this encoding

```
constant integer d = UInt(Rd);
constant bits(64) imm = SignExtend(immhi:immlo, 64);
```

Assembler Symbols

- <Xd> Is the 64-bit name of the general-purpose destination register, encoded in the "Rd" field.
- <label> Is the program label whose address is to be calculated. Its offset from the address of this instruction, in the range +/-1MB, is encoded in "immhi:immlo".

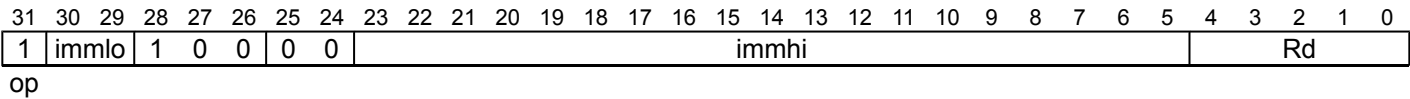
Operation

```
X[d, 64] = PC64 + imm;
```

ADRP

Form PC-relative address to 4KB page

This instruction adds an immediate value that is shifted left by 12 bits, to the PC value to form a PC-relative address, with the bottom 12 bits masked out, and writes the result to the destination register.



Encoding

ADRP <Xd>, <label>

Decode for this encoding

```
constant integer d = UInt(Rd);
constant bits(64) imm = SignExtend(immhi:immlo:Zeros(12), 64);
```

Assembler Symbols

- <Xd> Is the 64-bit name of the general-purpose destination register, encoded in the "Rd" field.
- <label> Is the program label whose 4KB page address is to be calculated. Its offset from the page address of this instruction, in the range +/-4GB, is encoded as "immhi:immlo" times 4096.

Operation

```
constant bits(64) base = PC64<63:12>:Zeros(12);
X[d, 64] = base + imm;
```

AND (immediate)

Bitwise AND (immediate)

This instruction performs a bitwise AND of a register value and an immediate value, and writes the result to the destination register.

31	30	29	28	27	26	25	24	23	22	21	20	19	18	17	16	15	14	13	12	11	10	9	8	7	6	5	4	3	2	1	0		
sf	0	0	1	0	0	1	0	0	N	immr						imms						Rn						Rd					
opc																																	

Encoding for the 32-bit variant

Applies when (sf == 0 && N == 0)

AND <Wd|WSP>, <Wn>, #<imm>

Encoding for the 64-bit variant

Applies when (sf == 1)

AND <Xd|SP>, <Xn>, #<imm>

Decode for all variants of this encoding

```
if sf == '0' && N != '0' then EndOfDecode(Decode_UNDEF);
constant integer d = UInt(Rd);
constant integer n = UInt(Rn);
constant integer datasize = 32 << UInt(sf);
bits(datasize) imm;
(imm, -) = DecodeBitMasks(N, imms, immr, TRUE, datasize);
```

Assembler Symbols

<Wd WSP>	Is the 32-bit name of the destination general-purpose register or stack pointer, encoded in the "Rd" field.
<Wn>	Is the 32-bit name of the general-purpose source register, encoded in the "Rn" field.
<imm>	For the "32-bit" variant: is the bitmask immediate, encoded in "imms:immr". For the "64-bit" variant: is the bitmask immediate, encoded in "N:imms:immr".
<Xd SP>	Is the 64-bit name of the destination general-purpose register or stack pointer, encoded in the "Rd" field.
<Xn>	Is the 64-bit name of the general-purpose source register, encoded in the "Rn" field.

Operation

```
constant bits(datasize) operand1 = X[n, datasize];
constant bits(datasize) operand2 = imm;

constant bits(datasize) result = operand1 AND operand2;

if d == 31 then
    SP[64] = ZeroExtend(result, 64);
else
    X[d, datasize] = result;
```

Operational information

If PSTATE.DIT is 1:

- The execution time of this instruction is independent of:
 - The values of the data supplied in any of its registers.
 - The values of the NZCV flags.
- The response of this instruction to asynchronous exceptions does not vary based on:

- The values of the data supplied in any of its registers.
- The values of the NZCV flags.

Internal version only: aarchmrs v2025-03_rel, pseudocode v2025-03_rel ; Build timestamp: 2025-03-21T17:41

Copyright © 2010-2025 Arm Limited or its affiliates. All rights reserved. This document is Non-Confidential.

AND (shifted register)

Bitwise AND (shifted register)

This instruction performs a bitwise AND of a register value and an optionally-shifted register value, and writes the result to the destination register.

31	30	29	28	27	26	25	24	23	22	21	20	19	18	17	16	15	14	13	12	11	10	9	8	7	6	5	4	3	2	1	0		
sf	0	0	0	1	0	1	0	shift	0	Rm						imm6						Rn						Rd					
opc								N																									

Encoding for the 32-bit variant

Applies when (sf == 0)

AND <Wd>, <Wn>, <Wm>{, <shift> #<amount>}

Encoding for the 64-bit variant

Applies when (sf == 1)

AND <Xd>, <Xn>, <Xm>{, <shift> #<amount>}

Decode for all variants of this encoding

```
if sf == '0' && imm6<5> == '1' then EndOfDecode(Decode_UNDEF);
constant integer d = UInt(Rd);
constant integer n = UInt(Rn);
constant integer m = UInt(Rm);
constant integer datasize = 32 << UInt(sf);
constant ShiftType shift_type = DecodeShift(shift);
constant integer shift_amount = UInt(imm6);
```

Assembler Symbols

- <Wd> Is the 32-bit name of the general-purpose destination register, encoded in the "Rd" field.
- <Wn> Is the 32-bit name of the first general-purpose source register, encoded in the "Rn" field.
- <Wm> Is the 32-bit name of the second general-purpose source register, encoded in the "Rm" field.
- <shift> Is the optional shift to be applied to the final source, defaulting to LSL and encoded in "shift":

shift	<shift>
00	LSL
01	LSR
10	ASR
11	ROR

- <amount> For the "32-bit" variant: is the shift amount, in the range 0 to 31, defaulting to 0 and encoded in the "imm6" field.
For the "64-bit" variant: is the shift amount, in the range 0 to 63, defaulting to 0 and encoded in the "imm6" field.
- <Xd> Is the 64-bit name of the general-purpose destination register, encoded in the "Rd" field.
- <Xn> Is the 64-bit name of the first general-purpose source register, encoded in the "Rn" field.
- <Xm> Is the 64-bit name of the second general-purpose source register, encoded in the "Rm" field.

Operation

```
constant bits(datasize) operand1 = X[n, datasize];
constant bits(datasize) operand2 = ShiftReg(m, shift_type, shift_amount, datasize);
X[d, datasize] = operand1 AND operand2;
```

Operational information

If PSTATE.DIT is 1:

- The execution time of this instruction is independent of:
 - The values of the data supplied in any of its registers.
 - The values of the NZCV flags.
- The response of this instruction to asynchronous exceptions does not vary based on:
 - The values of the data supplied in any of its registers.
 - The values of the NZCV flags.

Internal version only: aarchmrs v2025-03_rel, pseudocode v2025-03_rel ; Build timestamp: 2025-03-21T17:41

Copyright © 2010-2025 Arm Limited or its affiliates. All rights reserved. This document is Non-Confidential.

ANDS (immediate)

Bitwise AND (immediate), setting flags

This instruction performs a bitwise AND of a register value and an immediate value, and writes the result to the destination register. It updates the condition flags based on the result.

This instruction is used by the alias [TST \(immediate\)](#).

31	30	29	28	27	26	25	24	23	22	21	20	19	18	17	16	15	14	13	12	11	10	9	8	7	6	5	4	3	2	1	0
sf	1	1	1	0	0	1	0	0	N	immr						imms						Rn						Rd			
opc																															

Encoding for the 32-bit variant

Applies when (sf == 0 && N == 0)

ANDS <Wd>, <Wn>, #<imm>

Encoding for the 64-bit variant

Applies when (sf == 1)

ANDS <Xd>, <Xn>, #<imm>

Decode for all variants of this encoding

```
if sf == '0' && N != '0' then EndOfDecode(Decode_UNDEF);
constant integer d = UInt(Rd);
constant integer n = UInt(Rn);
constant integer datasize = 32 << UInt(sf);
bits(datasize) imm;
(imm, -) = DecodeBitMasks(N, imms, immr, TRUE, datasize);
```

Assembler Symbols

- <Wd> Is the 32-bit name of the general-purpose destination register, encoded in the "Rd" field.
- <Wn> Is the 32-bit name of the general-purpose source register, encoded in the "Rn" field.
- <imm> For the "32-bit" variant: is the bitmask immediate, encoded in "imms:immr".
For the "64-bit" variant: is the bitmask immediate, encoded in "N:imms:immr".
- <Xd> Is the 64-bit name of the general-purpose destination register, encoded in the "Rd" field.
- <Xn> Is the 64-bit name of the general-purpose source register, encoded in the "Rn" field.

Alias Conditions

Alias	Is preferred when
TST (immediate)	Rd == '11111'

Operation

```
constant bits(datasize) operand1 = X[n, datasize];
constant bits(datasize) operand2 = imm;

constant bits(datasize) result = operand1 AND operand2;

X[d, datasize] = result;
PSTATE.<N,Z,C,V> = result<datasize-1>:IsZeroBit(result):'00';
```

Operational information

If PSTATE.DIT is 1:

- The execution time of this instruction is independent of:
 - The values of the data supplied in any of its registers.
 - The values of the NZCV flags.
- The response of this instruction to asynchronous exceptions does not vary based on:
 - The values of the data supplied in any of its registers.
 - The values of the NZCV flags.

Internal version only: aarchmrs v2025-03_rel, pseudocode v2025-03_rel ; Build timestamp: 2025-03-21T17:41

Copyright © 2010-2025 Arm Limited or its affiliates. All rights reserved. This document is Non-Confidential.

ANDS (shifted register)

Bitwise AND (shifted register), setting flags

This instruction performs a bitwise AND of a register value and an optionally-shifted register value, and writes the result to the destination register. It updates the condition flags based on the result.

This instruction is used by the alias [TST \(shifted register\)](#).

31	30	29	28	27	26	25	24	23	22	21	20	19	18	17	16	15	14	13	12	11	10	9	8	7	6	5	4	3	2	1	0
sf	1	1	0	1	0	1	0	shift	0	Rm						imm6						Rn						Rd			
opc								N																							

Encoding for the 32-bit variant

Applies when (sf == 0)

```
ANDS <Wd>, <Wn>, <Wm>{, <shift> #<amount>}
```

Encoding for the 64-bit variant

Applies when (sf == 1)

```
ANDS <Xd>, <Xn>, <Xm>{, <shift> #<amount>}
```

Decode for all variants of this encoding

```
if sf == '0' && imm6<5> == '1' then EndOfDecode (Decode_UNDEF);
constant integer d = UInt(Rd);
constant integer n = UInt(Rn);
constant integer m = UInt(Rm);
constant integer datasize = 32 << UInt(sf);
constant ShiftType shift_type = DecodeShift(shift);
constant integer shift_amount = UInt(imm6);
```

Assembler Symbols

- <Wd> Is the 32-bit name of the general-purpose destination register, encoded in the "Rd" field.
- <Wn> Is the 32-bit name of the first general-purpose source register, encoded in the "Rn" field.
- <Wm> Is the 32-bit name of the second general-purpose source register, encoded in the "Rm" field.
- <shift> Is the optional shift to be applied to the final source, defaulting to LSL and encoded in “shift”:

shift	<shift>
00	LSL
01	LSR
10	ASR
11	ROR

- <amount> For the "32-bit" variant: is the shift amount, in the range 0 to 31, defaulting to 0 and encoded in the "imm6" field.
For the "64-bit" variant: is the shift amount, in the range 0 to 63, defaulting to 0 and encoded in the "imm6" field.
- <Xd> Is the 64-bit name of the general-purpose destination register, encoded in the "Rd" field.
- <Xn> Is the 64-bit name of the first general-purpose source register, encoded in the "Rn" field.
- <Xm> Is the 64-bit name of the second general-purpose source register, encoded in the "Rm" field.

Alias Conditions

Alias	Is preferred when
TST (shifted register)	Rd == '11111'

Operation

```
constant bits(datasize) operand1 = X[n, datasize];
constant bits(datasize) operand2 = ShiftReg(m, shift_type, shift_amount, datasize);

constant bits(datasize) result = operand1 AND operand2;
X[d, datasize] = result;
PSTATE.<N,Z,C,V> = result<datasize-1>:IsZeroBit(result):'00';
```

Operational information

If PSTATE.DIT is 1:

- The execution time of this instruction is independent of:
 - The values of the data supplied in any of its registers.
 - The values of the NZCV flags.
- The response of this instruction to asynchronous exceptions does not vary based on:
 - The values of the data supplied in any of its registers.
 - The values of the NZCV flags.

Internal version only: aarchmrs v2025-03_rel, pseudocode v2025-03_rel ; Build timestamp: 2025-03-21T17:41

Copyright © 2010-2025 Arm Limited or its affiliates. All rights reserved. This document is Non-Confidential.

APAS

Associate physical address space

This instruction associates a physical address space with a memory-mapped location that is protected by a memory-side physical address space filter.

This is an alias of [SYS](#). This means:

- The encodings in this description are named to match the encodings of [SYS](#).
- The description of [SYS](#) gives the operational pseudocode, any CONSTRAINED UNPREDICTABLE behavior, and any operational information for this instruction.

System (FEAT_RME_GPC3)

31	30	29	28	27	26	25	24	23	22	21	20	19	18	17	16	15	14	13	12	11	10	9	8	7	6	5	4	3	2	1	0
1	1	0	1	0	1	0	1	0	0	0	0	1	1	1	0	0	1	1	1	0	0	0	0	0	0	0	0	Rt			
L										op1				CRn				CRm				op2									

Encoding

APAS [<Xt>](#)

is equivalent to

[SYS](#) #6, C7, C0, #0, [<Xt>](#)

and is always the preferred disassembly.

Assembler Symbols

[<Xt>](#) Is the 64-bit name of the general-purpose source register, encoded in the "Rt" field.

Operation

The description of [SYS](#) gives the operational pseudocode for this instruction.

Internal version only: aarchmrs v2025-03_rel, pseudocode v2025-03_rel ; Build timestamp: 2025-03-21T17:41

Copyright © 2010-2025 Arm Limited or its affiliates. All rights reserved. This document is Non-Confidential.

ASR (immediate)

Arithmetic shift right (immediate)

This instruction shifts a register value right by an immediate number of bits, shifting in copies of the sign bit in the upper bits and zeros in the lower bits, and writes the result to the destination register.

This is an alias of [SBFM](#). This means:

- The encodings in this description are named to match the encodings of [SBFM](#).
- The description of [SBFM](#) gives the operational pseudocode, any CONSTRAINED UNPREDICTABLE behavior, and any operational information for this instruction.

for this instruction:

31	30	29	28	27	26	25	24	23	22	21	20	19	18	17	16	15	14	13	12	11	10	9	8	7	6	5	4	3	2	1	0		
sf	0	0	1	0	0	1	1	0	N	immr						x	1	1	1	1	1	Rn						Rd					
opc										imms																							

Encoding for the 32-bit variant

Applies when (sf == 0 && N == 0 && imms == 011111)

ASR <Wd>, <Wn>, #<shift>

is equivalent to

[SBFM](#) <Wd>, <Wn>, #<shift>, #31

and is always the preferred disassembly.

Encoding for the 64-bit variant

Applies when (sf == 1 && N == 1 && imms == 111111)

ASR <Xd>, <Xn>, #<shift>

is equivalent to

[SBFM](#) <Xd>, <Xn>, #<shift>, #63

and is always the preferred disassembly.

Assembler Symbols

<Wd>	Is the 32-bit name of the general-purpose destination register, encoded in the "Rd" field.
<Wn>	Is the 32-bit name of the general-purpose source register, encoded in the "Rn" field.
<shift>	For the "32-bit" variant: is the shift amount, in the range 0 to 31, encoded in the "immr" field. For the "64-bit" variant: is the shift amount, in the range 0 to 63, encoded in the "immr" field.
<Xd>	Is the 64-bit name of the general-purpose destination register, encoded in the "Rd" field.
<Xn>	Is the 64-bit name of the general-purpose source register, encoded in the "Rn" field.

Operation

The description of [SBFM](#) gives the operational pseudocode for this instruction.

Operational information

If PSTATE.DIT is 1:

- The execution time of this instruction is independent of:
 - The values of the data supplied in any of its registers.
 - The values of the NZCV flags.
- The response of this instruction to asynchronous exceptions does not vary based on:

- The values of the data supplied in any of its registers.
- The values of the NZCV flags.

Internal version only: aarchmrs v2025-03_rel, pseudocode v2025-03_rel ; Build timestamp: 2025-03-21T17:41

Copyright © 2010-2025 Arm Limited or its affiliates. All rights reserved. This document is Non-Confidential.

ASR (register)

Arithmetic shift right (register)

This instruction shifts a register value right by a variable number of bits, shifting in copies of its sign bit, and writes the result to the destination register. The value of the second source register modulo the register size in bits gives the number of bits by which the first source register is right-shifted.

This is an alias of [ASRV](#). This means:

- The encodings in this description are named to match the encodings of [ASRV](#).
- The description of [ASRV](#) gives the operational pseudocode, any CONSTRAINED UNPREDICTABLE behavior, and any operational information for this instruction.

31	30	29	28	27	26	25	24	23	22	21	20	19	18	17	16	15	14	13	12	11	10	9	8	7	6	5	4	3	2	1	0
sf	0	0	1	1	0	1	0	1	1	0	Rm					0	0	1	0	1	0	Rn					Rd				
S											op2																				

Encoding for the 32-bit variant

Applies when (sf == 0)

ASR <Wd>, <Wn>, <Wm>

is equivalent to

[ASRV](#) <Wd>, <Wn>, <Wm>

and is always the preferred disassembly.

Encoding for the 64-bit variant

Applies when (sf == 1)

ASR <Xd>, <Xn>, <Xm>

is equivalent to

[ASRV](#) <Xd>, <Xn>, <Xm>

and is always the preferred disassembly.

Assembler Symbols

<Wd>	Is the 32-bit name of the general-purpose destination register, encoded in the "Rd" field.
<Wn>	Is the 32-bit name of the first general-purpose source register, encoded in the "Rn" field.
<Wm>	Is the 32-bit name of the second general-purpose source register holding a shift amount from 0 to 31 in its bottom 5 bits, encoded in the "Rm" field.
<Xd>	Is the 64-bit name of the general-purpose destination register, encoded in the "Rd" field.
<Xn>	Is the 64-bit name of the first general-purpose source register, encoded in the "Rn" field.
<Xm>	Is the 64-bit name of the second general-purpose source register holding a shift amount from 0 to 63 in its bottom 6 bits, encoded in the "Rm" field.

Operation

The description of [ASRV](#) gives the operational pseudocode for this instruction.

Operational information

If PSTATE.DIT is 1:

- The execution time of this instruction is independent of:

- The values of the data supplied in any of its registers.
 - The values of the NZCV flags.
- The response of this instruction to asynchronous exceptions does not vary based on:
 - The values of the data supplied in any of its registers.
 - The values of the NZCV flags.

Internal version only: aarchmrs v2025-03_rel, pseudocode v2025-03_rel ; Build timestamp: 2025-03-21T17:41

Copyright © 2010-2025 Arm Limited or its affiliates. All rights reserved. This document is Non-Confidential.

ASRV

Arithmetic shift right variable

This instruction shifts a register value right by a variable number of bits, shifting in copies of its sign bit, and writes the result to the destination register. The value of the second source register modulo the register size in bits gives the number of bits by which the first source register is right-shifted.

This instruction is used by the alias [ASR \(register\)](#).

31	30	29	28	27	26	25	24	23	22	21	20	19	18	17	16	15	14	13	12	11	10	9	8	7	6	5	4	3	2	1	0
sf	0	0	1	1	0	1	0	1	1	0	Rm					0	0	1	0	1	0	Rn					Rd				
S											op2																				

Encoding for the 32-bit variant

Applies when (sf == 0)

ASRV <Wd>, <Wn>, <Wm>

Encoding for the 64-bit variant

Applies when (sf == 1)

ASRV <Xd>, <Xn>, <Xm>

Decode for all variants of this encoding

```
constant integer d = UInt(Rd);
constant integer n = UInt(Rn);
constant integer m = UInt(Rm);
constant integer datasize = 32 << UInt(sf);
constant ShiftType shift_type = DecodeShift(op2);
```

Assembler Symbols

- <Wd> Is the 32-bit name of the general-purpose destination register, encoded in the "Rd" field.
- <Wn> Is the 32-bit name of the first general-purpose source register, encoded in the "Rn" field.
- <Wm> Is the 32-bit name of the second general-purpose source register holding a shift amount from 0 to 31 in its bottom 5 bits, encoded in the "Rm" field.
- <Xd> Is the 64-bit name of the general-purpose destination register, encoded in the "Rd" field.
- <Xn> Is the 64-bit name of the first general-purpose source register, encoded in the "Rn" field.
- <Xm> Is the 64-bit name of the second general-purpose source register holding a shift amount from 0 to 63 in its bottom 6 bits, encoded in the "Rm" field.

Operation

```
constant bits(datasize) operand2 = X[m, datasize];
X[d, datasize] = ShiftReg(n, shift_type, UInt(operand2) MOD datasize, datasize);
```

Operational information

- If PSTATE.DIT is 1:
- The execution time of this instruction is independent of:
 - The values of the data supplied in any of its registers.
 - The values of the NZCV flags.
 - The response of this instruction to asynchronous exceptions does not vary based on:
 - The values of the data supplied in any of its registers.
 - The values of the NZCV flags.

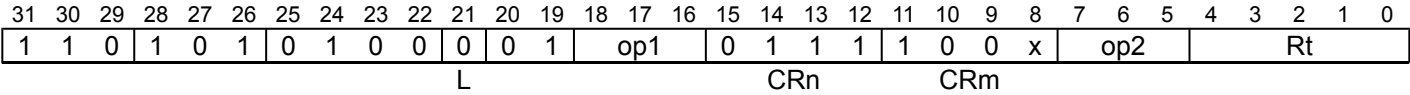
AT

Address translate

For more information, see *op0==0b01, cache maintenance, TLB maintenance, and address translation instructions*.

This is an alias of [SYS](#). This means:

- The encodings in this description are named to match the encodings of [SYS](#).
- The description of [SYS](#) gives the operational pseudocode, any CONSTRAINED UNPREDICTABLE behavior, and any operational information for this instruction.



Encoding

AT *<at_op>*, *<Xt>*

is equivalent to

[SYS](#) #*<op1>*, C7, *<Cm>*, #*<op2>*, *<Xt>*

and is the preferred disassembly when `SysOp(op1, '0111', CRm, op2) == Sys_AT`.

Assembler Symbols

<at_op> Is an AT operation name, as listed for the AT system instruction group, encoded in “op1:CRm:op2”:

op1	CRm	op2	<at_op>	Architectural Feature
000	1000	000	S1E1R	-
000	1000	001	S1E1W	-
000	1000	010	S1E0R	-
000	1000	011	S1E0W	-
000	1001	000	S1E1RP	FEAT_PAN2
000	1001	001	S1E1WP	FEAT_PAN2
000	1001	010	S1E1A	FEAT_ATS1A
100	1000	000	S1E2R	-
100	1000	001	S1E2W	-
100	1000	100	S12E1R	-
100	1000	101	S12E1W	-
100	1000	110	S12E0R	-
100	1000	111	S12E0W	-
100	1001	010	S1E2A	FEAT_ATS1A
110	1000	000	S1E3R	-
110	1000	001	S1E3W	-
110	1001	010	S1E3A	FEAT_ATS1A

<Xt> Is the 64-bit name of the general-purpose source register, encoded in the "Rt" field.

Operation

The description of [SYS](#) gives the operational pseudocode for this instruction.

AUTDA, AUTDZA

Authenticate data address, using key A

This instruction authenticates a data address, using a modifier and key A.
The address is in the general-purpose register that is specified by <Xd>.
The modifier is:

- In the general-purpose register or stack pointer that is specified by <Xn|SP>, for AUTDA.
- The value zero, for AUTDZA.

If the authentication passes, the upper bits of the address are restored to enable subsequent use of the address. For information on behavior if the authentication fails, see *Faulting on pointer authentication*.

Integer (FEAT_PAAuth)

31	30	29	28	27	26	25	24	23	22	21	20	19	18	17	16	15	14	13	12	11	10	9	8	7	6	5	4	3	2	1	0
1	1	0	1	1	0	1	0	1	1	0	0	0	0	0	1	0	0	Z	1	1	0	Rn				Rd					
sf		S		opcode2																											

Encoding for the AUTDA variant

Applies when (Z == 0)

AUTDA <Xd>, <Xn|SP>

Encoding for the AUTDZA variant

Applies when (Z == 1 && Rn == 11111)

AUTDZA <Xd>

Decode for all variants of this encoding

```
if !IsFeatureImplemented(FEAT_PAAuth) then EndOfDecode(Decode_UNDEF);
if Z == '1' && Rn != '11111' then EndOfDecode(Decode_UNDEF);
constant boolean auth_combined = FALSE;

constant integer d = UInt(Rd);
constant integer n = UInt(Rn);

constant boolean source_is_sp = Z == '0' && n == 31;
```

Assembler Symbols

- <Xd> Is the 64-bit name of the general-purpose destination register, encoded in the "Rd" field.
- <Xn|SP> Is the 64-bit name of the general-purpose source register or stack pointer, encoded in the "Rn" field.

Operation

```
if source_is_sp then
    X[d, 64] = AuthDA(X[d, 64], SP[64], auth_combined);
else
    X[d, 64] = AuthDA(X[d, 64], X[n, 64], auth_combined);
```

AUTDB, AUTDZB

Authenticate data address, using key B

This instruction authenticates a data address, using a modifier and key B.
The address is in the general-purpose register that is specified by <Xd>.
The modifier is:

- In the general-purpose register or stack pointer that is specified by <Xn|SP> for AUTDB.
- The value zero, for AUTDZB.

If the authentication passes, the upper bits of the address are restored to enable subsequent use of the address. For information on behavior if the authentication fails, see *Faulting on pointer authentication*.

Integer (FEAT_PAAuth)

31	30	29	28	27	26	25	24	23	22	21	20	19	18	17	16	15	14	13	12	11	10	9	8	7	6	5	4	3	2	1	0
1	1	0	1	1	0	1	0	1	1	0	0	0	0	0	1	0	0	Z	1	1	1	Rn				Rd					
sf		S		opcode2																											

Encoding for the AUTDB variant

Applies when (Z == 0)

AUTDB <Xd>, <Xn|SP>

Encoding for the AUTDZB variant

Applies when (Z == 1 && Rn == 11111)

AUTDZB <Xd>

Decode for all variants of this encoding

```
if !IsFeatureImplemented(FEAT_PAAuth) then EndOfDecode(Decode_UNDEF);
if Z == '1' && Rn != '11111' then EndOfDecode(Decode_UNDEF);
constant boolean auth_combined = FALSE;

constant integer d = UInt(Rd);
constant integer n = UInt(Rn);

constant boolean source_is_sp = Z == '0' && n == 31;
```

Assembler Symbols

- <Xd> Is the 64-bit name of the general-purpose destination register, encoded in the "Rd" field.
- <Xn|SP> Is the 64-bit name of the general-purpose source register or stack pointer, encoded in the "Rn" field.

Operation

```
if source_is_sp then
    X[d, 64] = AuthDB(X[d, 64], SP[64], auth_combined);
else
    X[d, 64] = AuthDB(X[d, 64], X[n, 64], auth_combined);
```

AUTIA, AUTIA1716, AUTIASP, AUTIAZ, AUTIZA

Authenticate instruction address, using key A

This instruction authenticates an instruction address, using a modifier and key A.
If the authentication passes, the upper bits of the address are restored to enable subsequent use of the address. For information on behavior if the authentication fails, see *Faulting on pointer authentication*.

The address is:

- In the general-purpose register that is specified by <Xd> for AUTIA and AUTIZA.
- In X17, for AUTIA1716.
- In X30, for AUTIASP and AUTIAZ.

The modifier is:

- In the general-purpose register or stack pointer that is specified by <Xn|SP> for AUTIA.
- The value zero, for AUTIZA and AUTIAZ.
- In X16, for AUTIA1716.
- In SP, for AUTIASP.

If *FEAT_PAuth_LR* is implemented and PSTATE.PACM is 1, then AUTIA1716 and AUTIASP include a second modifier that is:

- In X15, for AUTIA1716.
- In X16, for AUTIASP.

It has encodings from 2 classes: [Integer](#) and [System](#)

Integer
(FEAT_PAuth)

31	30	29	28	27	26	25	24	23	22	21	20	19	18	17	16	15	14	13	12	11	10	9	8	7	6	5	4	3	2	1	0
1	1	0	1	1	0	1	0	1	1	0	0	0	0	0	1	0	0	Z	1	0	0	Rn				Rd					
sf		S		opcode2																											

Encoding for the AUTIA variant

Applies when (Z == 0)

AUTIA <Xd>, <Xn|SP>

Encoding for the AUTIZA variant

Applies when (Z == 1 && Rn == 11111)

AUTIZA <Xd>

Decode for all variants of this encoding

```
if !IsFeatureImplemented(FEAT_PAuth) then EndOfDecode(Decode_UNDEF);
if Z == '1' && Rn != '11111' then EndOfDecode(Decode_UNDEF);
constant boolean autia1716 = FALSE;
constant integer d = UInt(Rd);
constant integer n = UInt(Rn);
constant boolean auth_combined = FALSE;

constant boolean source_is_sp = Z == '0' && n == 31;
```

System
(FEAT_PAuth)

31	30	29	28	27	26	25	24	23	22	21	20	19	18	17	16	15	14	13	12	11	10	9	8	7	6	5	4	3	2	1	0
1	1	0	1	0	1	0	1	0	0	0	0	0	0	1	1	0	0	1	0	0	0	x	1	1	0	x	1	1	1	1	1
																				CRm					op2						

Encoding for the AUTIA1716 variant

Applies when (CRm == 0001 && op2 == 100)

AUTIA1716

Encoding for the AUTIASP variant

Applies when (CRm == 0011 && op2 == 101)

AUTIASP

Encoding for the AUTIAZ variant

Applies when (CRm == 0011 && op2 == 100)

AUTIAZ

Decode for all variants of this encoding

```
if !IsFeatureImplemented(FEAT_PAuth) then EndOfDecode(Decode\_NOP);
integer d;
integer n;
boolean source_is_sp = FALSE;
boolean autia1716 = FALSE;
constant boolean auth_combined = FALSE;

case CRm:op2 of
  when '0011 100' // AUTIAZ
    d = 30;
    n = 31;
  when '0011 101' // AUTIASP
    d = 30;
    source_is_sp = TRUE;
  when '0001 100' // AUTIA1716
    d = 17;
    n = 16;
    autia1716 = TRUE;
```

Assembler Symbols

<Xd> Is the 64-bit name of the general-purpose destination register, encoded in the "Rd" field.

<Xn|SP> Is the 64-bit name of the general-purpose source register or stack pointer, encoded in the "Rn" field.

Operation

```
if source_is_sp then
  if IsFeatureImplemented(FEAT_PAuth_LR) && PSTATE.PACM == '1' then
    X[d, 64] = AuthIA2(X[d, 64], SP[64], X[16, 64], auth_combined);
  else
    X[d, 64] = AuthIA(X[d, 64], SP[64], auth_combined);
else
  if IsFeatureImplemented(FEAT_PAuth_LR) && PSTATE.PACM == '1' && autia1716 then
    X[d, 64] = AuthIA2(X[d, 64], X[n, 64], X[15, 64], auth_combined);
  else
    X[d, 64] = AuthIA(X[d, 64], X[n, 64], auth_combined);
```

Internal version only: aarchmrs v2025-03_rel, pseudocode v2025-03_rel ; Build timestamp: 2025-03-21T17:41

Copyright © 2010-2025 Arm Limited or its affiliates. All rights reserved. This document is Non-Confidential.

AUTIA171615

Authenticate instruction address, using key A

This instruction authenticates an instruction address, using two modifiers and key A. The address is in X17. The 64-bit value of modifier1 is the value in X16. The 64-bit value of modifier2 is the value in X15.
If the authentication passes, the upper bits of the address are restored to enable subsequent use of the address. For information on behavior if the authentication fails, see [Faulting on pointer authentication](#).

Integer (FEAT_PAuth_LR)

31	30	29	28	27	26	25	24	23	22	21	20	19	18	17	16	15	14	13	12	11	10	9	8	7	6	5	4	3	2	1	0
1	1	0	1	1	0	1	0	1	1	0	0	0	0	0	1	1	0	1	1	1	0	1	1	1	1	1	1	1	1	0	
sf		S		opcode2								opcode								Rn				Rd							

Encoding

AUTIA171615

Decode for this encoding

```
if !IsFeatureImplemented(FEAT_PAuth_LR) then EndOfDecode(Decode_UNDEF);
```

Operation

```
constant boolean is_combined = FALSE;  
X[17, 64] = AuthIA2(X[17, 64], X[16, 64], X[15, 64], is_combined);
```

AUTIASPPC

Authenticate return address using key A, using an immediate offset

This instruction authenticates an instruction address, using two modifiers and key A.

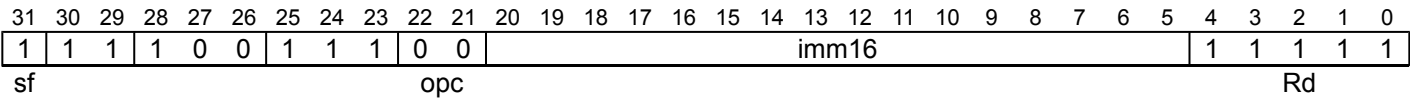
If the authentication passes, the upper bits of the address are restored to enable subsequent use of the address. For information on behavior if the authentication fails, see *Faulting on pointer authentication*.

The address is in X30.

The first modifier is in SP.

The second modifier is the address of a program label.

Integer (FEAT_PAuth_LR)



Encoding

AUTIASPPC <label>

Decode for this encoding

```
if !IsFeatureImplemented(FEAT_PAuth_LR) then EndOfDecode(Decode_UNDEF);

constant integer d = 30;
constant bits(64) offset = ZeroExtend(imm16:'00', 64);
constant boolean auth_combined = FALSE;
```

Assembler Symbols

<label> Is the program label whose address is to be calculated. Its negative offset from the address of this instruction, a multiple of 4 in the range -262140 to 0, is encoded as an unsigned value in the "imm16" field as <label>/4.

Operation

```
constant bits(64) pac_addr = PC64 - offset;

X[d, 64] = AuthIA2(X[d, 64], SP[64], pac_addr, auth_combined);
```

AUTIASPPCR

Authenticate return address using key A, using a register

This instruction authenticates an instruction address, using two modifiers and key A.

If the authentication passes, the upper bits of the address are restored to enable subsequent use of the address. For information on behavior if the authentication fails, see *Faulting on pointer authentication*.

The address is in X30.

The first modifier is in SP.

The second modifier is in the general-purpose register that is specified by <Xn>.

Integer (FEAT_PAuth_LR)

31	30	29	28	27	26	25	24	23	22	21	20	19	18	17	16	15	14	13	12	11	10	9	8	7	6	5	4	3	2	1	0
1	1	0	1	1	0	1	0	1	1	0	0	0	0	0	1	1	0	0	1	0	0	Rn				1	1	1	1	0	
sf		S		opcode2								opcode								Rd											

Encoding

AUTIASPPCR <Xn>

Decode for this encoding

```
if !IsFeatureImplemented(FEAT_PAuth_LR) then EndOfDecode(Decode_UNDEF);  
  
constant integer d = 30;  
constant integer n = UInt(Rn);  
constant boolean auth_combined = FALSE;
```

Assembler Symbols

<Xn> Is the 64-bit name of the general-purpose source register, encoded in the "Rn" field.

Operation

```
X[d, 64] = AuthIA2(X[d, 64], SP[64], X[n, 64], auth_combined);
```

AUTIB, AUTIB1716, AUTIBSP, AUTIBZ, AUTIZB

Authenticate instruction address, using key B

This instruction authenticates an instruction address, using a modifier and key B.
If the authentication passes, the upper bits of the address are restored to enable subsequent use of the address. For information on behavior if the authentication fails, see *Faulting on pointer authentication*.

The address is:

- In the general-purpose register that is specified by <Xd> for AUTIB and AUTIZB.
- In X17, for AUTIB1716.
- In X30, for AUTIBSP and AUTIBZ.

The modifier is:

- In the general-purpose register or stack pointer that is specified by <Xn|SP> for AUTIB.
- The value zero, for AUTIZB and AUTIBZ.
- In X16, for AUTIB1716.
- In SP, for AUTIBSP.

If *FEAT_PAuth_LR* is implemented and PSTATE.PACM is 1, then AUTIB1716 and AUTIBSP include a second modifier that is:

- In X15, for AUTIB1716.
- In X16, for AUTIBSP.

It has encodings from 2 classes: [Integer](#) and [System](#)

Integer
(FEAT_PAuth)

31	30	29	28	27	26	25	24	23	22	21	20	19	18	17	16	15	14	13	12	11	10	9	8	7	6	5	4	3	2	1	0
1	1	0	1	1	0	1	0	1	1	0	0	0	0	0	1	0	0	Z	1	0	1	Rn				Rd					
sf		S		opcode2																											

Encoding for the AUTIB variant

Applies when (Z == 0)

AUTIB <Xd>, <Xn|SP>

Encoding for the AUTIZB variant

Applies when (Z == 1 && Rn == 11111)

AUTIZB <Xd>

Decode for all variants of this encoding

```
if !IsFeatureImplemented(FEAT_PAuth) then EndOfDecode(Decode_UNDEF);
if Z == '1' && Rn != '11111' then EndOfDecode(Decode_UNDEF);
constant boolean autib1716 = FALSE;
constant integer d = UInt(Rd);
constant integer n = UInt(Rn);
constant boolean auth_combined = FALSE;

constant boolean source_is_sp = Z == '0' && n == 31;
```

System
(FEAT_PAuth)

31	30	29	28	27	26	25	24	23	22	21	20	19	18	17	16	15	14	13	12	11	10	9	8	7	6	5	4	3	2	1	0
1	1	0	1	0	1	0	1	0	0	0	0	0	0	1	1	0	0	1	0	0	0	x	1	1	1	x	1	1	1	1	1
																				CRm					op2						

Encoding for the AUTIB1716 variant

Applies when (CRm == 0001 && op2 == 110)

AUTIB1716

Encoding for the AUTIBSP variant

Applies when (CRm == 0011 && op2 == 111)

AUTIBSP

Encoding for the AUTIBZ variant

Applies when (CRm == 0011 && op2 == 110)

AUTIBZ

Decode for all variants of this encoding

```
if !IsFeatureImplemented(FEAT_PAuth) then EndOfDecode(Decode\_NOP);
integer d;
integer n;
boolean source_is_sp = FALSE;
boolean autib1716 = FALSE;
constant boolean auth_combined = FALSE;

case CRm:op2 of
  when '0011 110' // AUTIBZ
    d = 30;
    n = 31;
  when '0011 111' // AUTIBSP
    d = 30;
    source_is_sp = TRUE;
  when '0001 110' // AUTIB1716
    d = 17;
    n = 16;
    autib1716 = TRUE;
```

Assembler Symbols

<Xd> Is the 64-bit name of the general-purpose destination register, encoded in the "Rd" field.

<Xn|SP> Is the 64-bit name of the general-purpose source register or stack pointer, encoded in the "Rn" field.

Operation

```
if source_is_sp then
  if IsFeatureImplemented(FEAT_PAuth_LR) && PSTATE.PACM == '1' then
    X[d, 64] = AuthIB2(X[d, 64], SP[64], X[16, 64], auth_combined);
  else
    X[d, 64] = AuthIB(X[d, 64], SP[64], auth_combined);
else
  if IsFeatureImplemented(FEAT_PAuth_LR) && PSTATE.PACM == '1' && autib1716 then
    X[d, 64] = AuthIB2(X[d, 64], X[n, 64], X[15, 64], auth_combined);
  else
    X[d, 64] = AuthIB(X[d, 64], X[n, 64], auth_combined);
```

Internal version only: aarchmrs v2025-03_rel, pseudocode v2025-03_rel ; Build timestamp: 2025-03-21T17:41

Copyright © 2010-2025 Arm Limited or its affiliates. All rights reserved. This document is Non-Confidential.

AUTIB171615

Authenticate instruction address, using key B

This instruction authenticates an instruction address, using two modifiers and key B. The address is in X17. The 64-bit value of modifier1 is the value in X16. The 64-bit value of modifier2 is the value in X15.
If the authentication passes, the upper bits of the address are restored to enable subsequent use of the address. For information on behavior if the authentication fails, see [Faulting on pointer authentication](#).

Integer (FEAT_PAuth_LR)

31	30	29	28	27	26	25	24	23	22	21	20	19	18	17	16	15	14	13	12	11	10	9	8	7	6	5	4	3	2	1	0
1	1	0	1	1	0	1	0	1	1	0	0	0	0	0	1	1	0	1	1	1	1	1	1	1	1	1	1	1	1	1	0
sf		S		opcode2								opcode								Rn								Rd			

Encoding

AUTIB171615

Decode for this encoding

```
if !IsFeatureImplemented(FEAT_PAuth_LR) then EndOfDecode(Decode_UNDEF);
```

Operation

```
constant boolean is_combined = FALSE;  
X[17, 64] = AuthIB2(X[17, 64], X[16, 64], X[15, 64], is_combined);
```

AUTIBSPPC

Authenticate return address using key B, using an immediate offset

This instruction authenticates an instruction address, using two modifiers and key B.

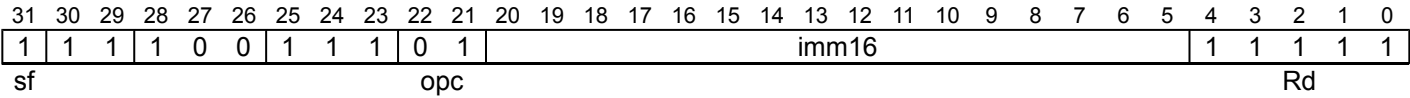
If the authentication passes, the upper bits of the address are restored to enable subsequent use of the address. For information on behavior if the authentication fails, see *Faulting on pointer authentication*.

The address is in X30.

The first modifier is in SP.

The second modifier is the address of a program label.

Integer (FEAT_PAAuth_LR)



Encoding

AUTIBSPPC <label>

Decode for this encoding

```
if !IsFeatureImplemented(FEAT_PAAuth_LR) then EndOfDecode(Decode_UNDEF);

constant integer d = 30;
constant bits(64) offset = ZeroExtend(imm16:'00', 64);
constant boolean auth_combined = FALSE;
```

Assembler Symbols

<label> Is the program label whose address is to be calculated. Its negative offset from the address of this instruction, a multiple of 4 in the range -262140 to 0, is encoded as an unsigned value in the "imm16" field as <label>/4.

Operation

```
constant bits(64) pac_addr = PC64 - offset;

X[d, 64] = AuthIB2(X[d, 64], SP[64], pac_addr, auth_combined);
```

AUTIBSPPCR

Authenticate return address using key B, using a register

This instruction authenticates an instruction address, using two modifiers and key B.
If the authentication passes, the upper bits of the address are restored to enable subsequent use of the address. For information on behavior if the authentication fails, see *Faulting on pointer authentication*.
The address is in X30.
The first modifier is in SP.
The second modifier is in the general-purpose register that is specified by <Xn>.

Integer (FEAT_PAuth_LR)

31	30	29	28	27	26	25	24	23	22	21	20	19	18	17	16	15	14	13	12	11	10	9	8	7	6	5	4	3	2	1	0	
1	1	0	1	1	0	1	0	1	1	0	0	0	0	0	1	1	0	0	1	0	1	Rn						1	1	1	1	0
sf		S		opcode2								opcode								Rd												

Encoding

AUTIBSPPCR <Xn>

Decode for this encoding

```
if !IsFeatureImplemented(FEAT_PAuth_LR) then EndOfDecode(Decode_UNDEF);  
  
constant integer d = 30;  
constant integer n = UInt(Rn);  
constant boolean auth_combined = FALSE;
```

Assembler Symbols

<Xn> Is the 64-bit name of the general-purpose source register, encoded in the "Rn" field.

Operation

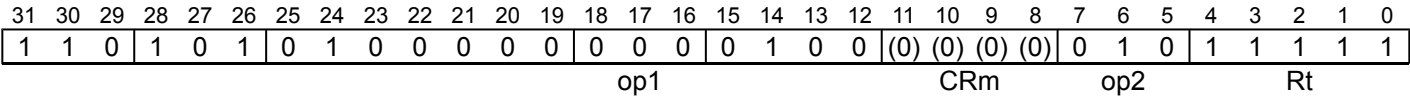
```
X[d, 64] = AuthIB2(X[d, 64], SP[64], X[n, 64], auth_combined);
```


AXFLAG

Convert floating-point condition flags from Arm to external format

This instruction converts the state of the PSTATE.{N,Z,C,V} flags from a form representing the result of an Arm floating-point scalar compare instruction to an alternative representation required by some software.

System (FEAT_FlagM2)



Encoding

AXFLAG

Decode for this encoding

```
if !IsFeatureImplemented(FEAT_FlagM2) then EndOfDecode(Decode_UNDEF);
```

Operation

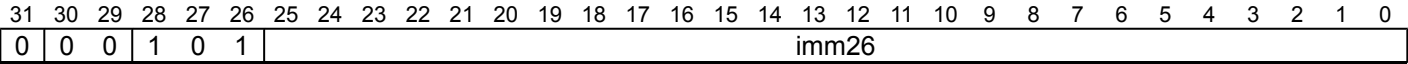
```
constant bit z = PSTATE.Z OR PSTATE.V;
constant bit c = PSTATE.C AND NOT(PSTATE.V);

PSTATE.<N,Z,C,V> = '0' : z : c : '0';
```

B

Branch

This instruction branches unconditionally to a label at a PC-relative offset, with a hint that this is not a subroutine call or return.



op

Encoding

B <label>

Decode for this encoding

```
constant bits(64) offset = SignExtend(imm26:'00', 64);
```

Assembler Symbols

<label> Is the program label to be unconditionally branched to. Its offset from the address of this instruction, in the range +/-128MB, is encoded as "imm26" times 4.

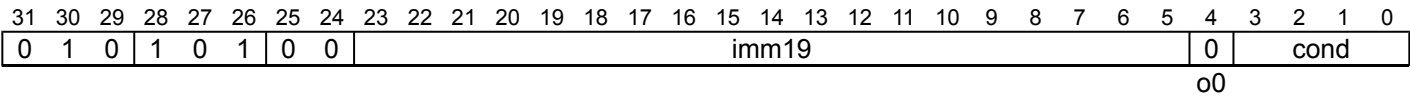
Operation

```
constant boolean branch_conditional = FALSE;
BranchTo(PC64 + offset, BranchType_DIR, branch_conditional);
```

B.cond

Branch conditionally

This instruction branches conditionally to a label at a PC-relative offset, with a hint that this is not a subroutine call or return.



Encoding

B.<cond> <label>

Decode for this encoding

```
constant bits(64) offset = SignExtend(imm19:'00', 64);
constant bits(4) condition = cond;
```

Assembler Symbols

<cond> Is one of the standard conditions, encoded in the standard way, and encoded in “cond”:

cond	<cond>
0000	EQ
0001	NE
0010	CS
0011	CC
0100	MI
0101	PL
0110	VS
0111	VC
1000	HI
1001	LS
1010	GE
1011	LT
1100	GT
1101	LE
1110	AL
1111	NV

<label> Is the program label to be conditionally branched to. Its offset from the address of this instruction, in the range +/-1MB, is encoded as "imm19" times 4.

Operation

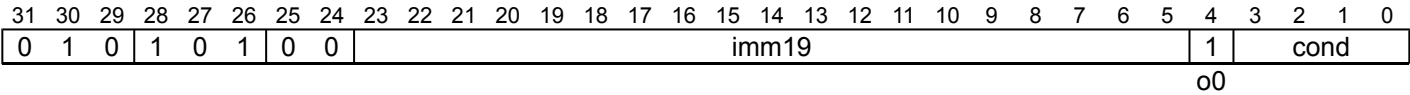
```
constant boolean branch_conditional = TRUE;
if ConditionHolds(condition) then
    BranchTo(PC64 + offset, BranchType_DIR, branch_conditional);
else
    BranchNotTaken(BranchType_DIR, branch_conditional);
```

BC.cond

Branch consistent conditionally

This instruction branches conditionally to a label at a PC-relative offset, with a hint that this branch will behave very consistently and is very unlikely to change direction.

19-bit signed PC-relative branch offset
(FEAT_HBC)



Encoding

BC.<cond> <label>

Decode for this encoding

```
if !IsFeatureImplemented(FEAT_HBC) then EndOfDecode(Decode_UNDEF);
constant bits(64) offset = SignExtend(imm19:'00', 64);
constant bits(4) condition = cond;
```

Assembler Symbols

<cond> Is one of the standard conditions, encoded in the standard way, and encoded in “cond”:

cond	<cond>
0000	EQ
0001	NE
0010	CS
0011	CC
0100	MI
0101	PL
0110	VS
0111	VC
1000	HI
1001	LS
1010	GE
1011	LT
1100	GT
1101	LE
1110	AL
1111	NV

<label> Is the program label to be conditionally branched to. Its offset from the address of this instruction, in the range +/-1MB, is encoded as "imm19" times 4.

Operation

```
constant boolean branch_conditional = TRUE;
if ConditionHolds(condition) then
    BranchTo(PC64 + offset, BranchType_DIR, branch_conditional);
else
    BranchNotTaken(BranchType_DIR, branch_conditional);
```

BFC

Bitfield clear

This instruction sets a bitfield of <width> bits at bit position <lsb> of the destination register to zero, leaving the other destination bits unchanged.

This is an alias of [BFM](#). This means:

- The encodings in this description are named to match the encodings of [BFM](#).
- The description of [BFM](#) gives the operational pseudocode, any CONSTRAINED UNPREDICTABLE behavior, and any operational information for this instruction.

Leaving other bits unchanged (FEAT_ASMv8p2)

31	30	29	28	27	26	25	24	23	22	21	20	19	18	17	16	15	14	13	12	11	10	9	8	7	6	5	4	3	2	1	0	
sf	0	1	1	0	0	1	1	0	N	immr						imms						1	1	1	1	1	Rd					
opc										Rn																						

Encoding for the 32-bit variant

Applies when (sf == 0 && N == 0)

BFC <Wd>, #<lsb>, #<width>

is equivalent to

BFM <Wd>, WZR, #(-<lsb> MOD 32), #(<width>-1)

and is the preferred disassembly when `UInt(imms) < UInt(immr)`.

Encoding for the 64-bit variant

Applies when (sf == 1 && N == 1)

BFC <Xd>, #<lsb>, #<width>

is equivalent to

BFM <Xd>, XZR, #(-<lsb> MOD 64), #(<width>-1)

and is the preferred disassembly when `UInt(imms) < UInt(immr)`.

Assembler Symbols

<Wd>	Is the 32-bit name of the general-purpose destination register, encoded in the "Rd" field.
<lsb>	For the "32-bit" variant: is the bit number of the lsb of the destination bitfield, in the range 0 to 31. For the "64-bit" variant: is the bit number of the lsb of the destination bitfield, in the range 0 to 63.
<width>	For the "32-bit" variant: is the width of the bitfield, in the range 1 to 32-<lsb>. For the "64-bit" variant: is the width of the bitfield, in the range 1 to 64-<lsb>.
<Xd>	Is the 64-bit name of the general-purpose destination register, encoded in the "Rd" field.

Operation

The description of [BFM](#) gives the operational pseudocode for this instruction.

Operational information

If PSTATE.DIT is 1:

- The execution time of this instruction is independent of:
 - The values of the data supplied in any of its registers.
 - The values of the NZCV flags.
- The response of this instruction to asynchronous exceptions does not vary based on:
 - The values of the data supplied in any of its registers.
 - The values of the NZCV flags.

Internal version only: aarchmrs v2025-03_rel, pseudocode v2025-03_rel ; Build timestamp: 2025-03-21T17:41

Copyright © 2010-2025 Arm Limited or its affiliates. All rights reserved. This document is Non-Confidential.

BFI

Bitfield insert

This instruction copies a bitfield of <width> bits from the least significant bits of the source register to bit position <lsb> of the destination register, leaving the other destination bits unchanged.

This is an alias of [BFM](#). This means:

- The encodings in this description are named to match the encodings of [BFM](#).
- The description of [BFM](#) gives the operational pseudocode, any CONSTRAINED UNPREDICTABLE behavior, and any operational information for this instruction.

31	30	29	28	27	26	25	24	23	22	21	20	19	18	17	16	15	14	13	12	11	10	9	8	7	6	5	4	3	2	1	0
sf	0	1	1	0	0	1	1	0	N	immr						imms						!= 1111				Rd					
opc										Rn																					

Encoding for the 32-bit variant

Applies when (sf == 0 && N == 0)

BFI <Wd>, <Wn>, #<lsb>, #<width>

is equivalent to

BFM <Wd>, <Wn>, #(-<lsb> MOD 32), #(<width>-1)

and is the preferred disassembly when `UInt(imms) < UInt(immr)`.

Encoding for the 64-bit variant

Applies when (sf == 1 && N == 1)

BFI <Xd>, <Xn>, #<lsb>, #<width>

is equivalent to

BFM <Xd>, <Xn>, #(-<lsb> MOD 64), #(<width>-1)

and is the preferred disassembly when `UInt(imms) < UInt(immr)`.

Assembler Symbols

<Wd>	Is the 32-bit name of the general-purpose destination register, encoded in the "Rd" field.
<Wn>	Is the 32-bit name of the general-purpose source register, encoded in the "Rn" field.
<lsb>	For the "32-bit" variant: is the bit number of the lsb of the destination bitfield, in the range 0 to 31. For the "64-bit" variant: is the bit number of the lsb of the destination bitfield, in the range 0 to 63.
<width>	For the "32-bit" variant: is the width of the bitfield, in the range 1 to 32-<lsb>. For the "64-bit" variant: is the width of the bitfield, in the range 1 to 64-<lsb>.
<Xd>	Is the 64-bit name of the general-purpose destination register, encoded in the "Rd" field.
<Xn>	Is the 64-bit name of the general-purpose source register, encoded in the "Rn" field.

Operation

The description of [BFM](#) gives the operational pseudocode for this instruction.

Operational information

If PSTATE.DIT is 1:

- The execution time of this instruction is independent of:

- The values of the data supplied in any of its registers.
 - The values of the NZCV flags.
- The response of this instruction to asynchronous exceptions does not vary based on:
 - The values of the data supplied in any of its registers.
 - The values of the NZCV flags.

Internal version only: aarchmrs v2025-03_rel, pseudocode v2025-03_rel ; Build timestamp: 2025-03-21T17:41

Copyright © 2010-2025 Arm Limited or its affiliates. All rights reserved. This document is Non-Confidential.

BFM

Bitfield move

This instruction is usually accessed via one of its aliases, which are always preferred for disassembly.

If `<imms>` is greater than or equal to `<immr>`, this copies a bitfield of (`<imms>-<immr>+1`) bits starting from bit position `<immr>` in the source register to the least significant bits of the destination register.

If `<imms>` is less than `<immr>`, this copies a bitfield of (`<imms>+1`) bits from the least significant bits of the source register to bit position (`regsize-<immr>`) of the destination register, where `regsize` is the destination register size of 32 or 64 bits.

In both cases, the other bits of the destination register remain unchanged.

This instruction is used by the aliases [BFC](#), [BFI](#), and [BFXIL](#).

31	30	29	28	27	26	25	24	23	22	21	20	19	18	17	16	15	14	13	12	11	10	9	8	7	6	5	4	3	2	1	0
sf	0	1	1	0	0	1	1	0	N	immr						imms						Rn				Rd					
opc																															

Encoding for the 32-bit variant

Applies when (`sf == 0 && N == 0`)

BFM `<Wd>`, `<Wn>`, `#<immr>`, `#<imms>`

Encoding for the 64-bit variant

Applies when (`sf == 1 && N == 1`)

BFM `<Xd>`, `<Xn>`, `#<immr>`, `#<imms>`

Decode for all variants of this encoding

```
if sf == '1' && N != '1' then EndOfDecode(Decode_UNDEF);
if sf == '0' && (N != '0' || immr<5> != '0' || imms<5> != '0') then EndOfDecode(Decode_UNDEF);

constant integer d = UInt(Rd);
constant integer n = UInt(Rn);
constant integer datasize = 32 << UInt(sf);
constant integer s = UInt(imms);
constant integer r = UInt(immr);

bits(datasize) wmask;
bits(datasize) tmask;
(wmask, tmask) = DecodeBitMasks(N, imms, immr, FALSE, datasize);
```

Assembler Symbols

- `<Wd>` Is the 32-bit name of the general-purpose destination register, encoded in the "Rd" field.
- `<Wn>` Is the 32-bit name of the general-purpose source register, encoded in the "Rn" field.
- `<immr>` For the "32-bit" variant: is the right rotate amount, in the range 0 to 31, encoded in the "immr" field.
For the "64-bit" variant: is the right rotate amount, in the range 0 to 63, encoded in the "immr" field.
- `<imms>` For the "32-bit" variant: is the leftmost bit number to be moved from the source, in the range 0 to 31, encoded in the "imms" field.
For the "64-bit" variant: is the leftmost bit number to be moved from the source, in the range 0 to 63, encoded in the "imms" field.
- `<Xd>` Is the 64-bit name of the general-purpose destination register, encoded in the "Rd" field.
- `<Xn>` Is the 64-bit name of the general-purpose source register, encoded in the "Rn" field.

Alias Conditions

Alias	Is preferred when
BFC	<code>Rn == '11111' && UInt(imms) < UInt(immr)</code>

Alias	Is preferred when
BFI	<code>Rn != '11111' && UInt(imms) < UInt(immr)</code>
BFXIL	<code>UInt(imms) >= UInt(immr)</code>

Operation

```

constant bits(datasize) dst = X[d, datasize];
constant bits(datasize) src = X[n, datasize];

// Perform bitfield move on low bits
constant bits(datasize) bot = (dst AND NOT(wmask)) OR (ROR(src, r) AND wmask);

// Combine extension bits and result bits
X[d, datasize] = (dst AND NOT(tmask)) OR (bot AND tmask);

```

Operational information

If PSTATE.DIT is 1:

- The execution time of this instruction is independent of:
 - The values of the data supplied in any of its registers.
 - The values of the NZCV flags.
- The response of this instruction to asynchronous exceptions does not vary based on:
 - The values of the data supplied in any of its registers.
 - The values of the NZCV flags.

Internal version only: aarchmrs v2025-03_rel, pseudocode v2025-03_rel ; Build timestamp: 2025-03-21T17:41

Copyright © 2010-2025 Arm Limited or its affiliates. All rights reserved. This document is Non-Confidential.

BFXIL

Bitfield extract and insert at low end

This instruction copies a bitfield of <width> bits starting from bit position <lsb> in the source register to the least significant bits of the destination register, leaving the other destination bits unchanged.

This is an alias of [BFM](#). This means:

- The encodings in this description are named to match the encodings of [BFM](#).
- The description of [BFM](#) gives the operational pseudocode, any CONSTRAINED UNPREDICTABLE behavior, and any operational information for this instruction.

31	30	29	28	27	26	25	24	23	22	21	20	19	18	17	16	15	14	13	12	11	10	9	8	7	6	5	4	3	2	1	0
sf	0	1	1	0	0	1	1	0	N	immr						imms						Rn						Rd			
opc																															

Encoding for the 32-bit variant

Applies when (sf == 0 && N == 0)

BFXIL <Wd>, <Wn>, #<lsb>, #<width>

is equivalent to

BFM <Wd>, <Wn>, #<lsb>, #(<lsb>+<width>-1)

and is the preferred disassembly when `UInt(imms) >= UInt(immr)`.

Encoding for the 64-bit variant

Applies when (sf == 1 && N == 1)

BFXIL <Xd>, <Xn>, #<lsb>, #<width>

is equivalent to

BFM <Xd>, <Xn>, #<lsb>, #(<lsb>+<width>-1)

and is the preferred disassembly when `UInt(imms) >= UInt(immr)`.

Assembler Symbols

<Wd>	Is the 32-bit name of the general-purpose destination register, encoded in the "Rd" field.
<Wn>	Is the 32-bit name of the general-purpose source register, encoded in the "Rn" field.
<lsb>	For the "32-bit" variant: is the bit number of the lsb of the source bitfield, in the range 0 to 31. For the "64-bit" variant: is the bit number of the lsb of the source bitfield, in the range 0 to 63.
<width>	For the "32-bit" variant: is the width of the bitfield, in the range 1 to 32-<lsb>. For the "64-bit" variant: is the width of the bitfield, in the range 1 to 64-<lsb>.
<Xd>	Is the 64-bit name of the general-purpose destination register, encoded in the "Rd" field.
<Xn>	Is the 64-bit name of the general-purpose source register, encoded in the "Rn" field.

Operation

The description of [BFM](#) gives the operational pseudocode for this instruction.

Operational information

If PSTATE.DIT is 1:

- The execution time of this instruction is independent of:

- The values of the data supplied in any of its registers.
 - The values of the NZCV flags.
- The response of this instruction to asynchronous exceptions does not vary based on:
 - The values of the data supplied in any of its registers.
 - The values of the NZCV flags.

Internal version only: aarchmrs v2025-03_rel, pseudocode v2025-03_rel ; Build timestamp: 2025-03-21T17:41

Copyright © 2010-2025 Arm Limited or its affiliates. All rights reserved. This document is Non-Confidential.

BIC (shifted register)

Bitwise bit clear (shifted register)

This instruction performs a bitwise AND of a register value and the complement of an optionally-shifted register value, and writes the result to the destination register.

31	30	29	28	27	26	25	24	23	22	21	20	19	18	17	16	15	14	13	12	11	10	9	8	7	6	5	4	3	2	1	0
sf	0	0	0	1	0	1	0	shift	1	Rm						imm6						Rn						Rd			
opc								N																							

Encoding for the 32-bit variant

Applies when (sf == 0)

BIC <Wd>, <Wn>, <Wm>{, <shift> #<amount>}

Encoding for the 64-bit variant

Applies when (sf == 1)

BIC <Xd>, <Xn>, <Xm>{, <shift> #<amount>}

Decode for all variants of this encoding

```
if sf == '0' && imm6<5> == '1' then EndOfDecode (Decode_UNDEF);
constant integer d = UInt (Rd);
constant integer n = UInt (Rn);
constant integer m = UInt (Rm);
constant integer datasize = 32 << UInt (sf);
constant ShiftType shift_type = DecodeShift (shift);
constant integer shift_amount = UInt (imm6);
```

Assembler Symbols

- <Wd> Is the 32-bit name of the general-purpose destination register, encoded in the "Rd" field.
- <Wn> Is the 32-bit name of the first general-purpose source register, encoded in the "Rn" field.
- <Wm> Is the 32-bit name of the second general-purpose source register, encoded in the "Rm" field.
- <shift> Is the optional shift to be applied to the final source, defaulting to LSL and encoded in "shift":

shift	<shift>
00	LSL
01	LSR
10	ASR
11	ROR

- <amount> For the "32-bit" variant: is the shift amount, in the range 0 to 31, defaulting to 0 and encoded in the "imm6" field.
For the "64-bit" variant: is the shift amount, in the range 0 to 63, defaulting to 0 and encoded in the "imm6" field.
- <Xd> Is the 64-bit name of the general-purpose destination register, encoded in the "Rd" field.
- <Xn> Is the 64-bit name of the first general-purpose source register, encoded in the "Rn" field.
- <Xm> Is the 64-bit name of the second general-purpose source register, encoded in the "Rm" field.

Operation

```
constant bits(datasize) operand1 = X[n, datasize];
constant bits(datasize) operand2 = ShiftReg(m, shift_type, shift_amount, datasize);
X[d, datasize] = operand1 AND NOT(operand2);
```

Operational information

If PSTATE.DIT is 1:

- The execution time of this instruction is independent of:
 - The values of the data supplied in any of its registers.
 - The values of the NZCV flags.
- The response of this instruction to asynchronous exceptions does not vary based on:
 - The values of the data supplied in any of its registers.
 - The values of the NZCV flags.

Internal version only: aarchmrs v2025-03_rel, pseudocode v2025-03_rel ; Build timestamp: 2025-03-21T17:41

Copyright © 2010-2025 Arm Limited or its affiliates. All rights reserved. This document is Non-Confidential.

BICS (shifted register)

Bitwise bit clear (shifted register), setting flags

This instruction performs a bitwise AND of a register value and the complement of an optionally-shifted register value, and writes the result to the destination register. It updates the condition flags based on the result.

31	30	29	28	27	26	25	24	23	22	21	20	19	18	17	16	15	14	13	12	11	10	9	8	7	6	5	4	3	2	1	0		
sf	1	1	0	1	0	1	0	shift	1	Rm						imm6						Rn						Rd					
opc								N																									

Encoding for the 32-bit variant

Applies when (sf == 0)

```
BICS <Wd>, <Wn>, <Wm>{, <shift> #<amount>}
```

Encoding for the 64-bit variant

Applies when (sf == 1)

```
BICS <Xd>, <Xn>, <Xm>{, <shift> #<amount>}
```

Decode for all variants of this encoding

```
if sf == '0' && imm6<5> == '1' then EndOfDecode(Decode_UNDEF);
constant integer d = UInt(Rd);
constant integer n = UInt(Rn);
constant integer m = UInt(Rm);
constant integer datasize = 32 << UInt(sf);
constant ShiftType shift_type = DecodeShift(shift);
constant integer shift_amount = UInt(imm6);
```

Assembler Symbols

- <Wd> Is the 32-bit name of the general-purpose destination register, encoded in the "Rd" field.
- <Wn> Is the 32-bit name of the first general-purpose source register, encoded in the "Rn" field.
- <Wm> Is the 32-bit name of the second general-purpose source register, encoded in the "Rm" field.
- <shift> Is the optional shift to be applied to the final source, defaulting to LSL and encoded in “shift”:

shift	<shift>
00	LSL
01	LSR
10	ASR
11	ROR

- <amount> For the "32-bit" variant: is the shift amount, in the range 0 to 31, defaulting to 0 and encoded in the "imm6" field.
For the "64-bit" variant: is the shift amount, in the range 0 to 63, defaulting to 0 and encoded in the "imm6" field.
- <Xd> Is the 64-bit name of the general-purpose destination register, encoded in the "Rd" field.
- <Xn> Is the 64-bit name of the first general-purpose source register, encoded in the "Rn" field.
- <Xm> Is the 64-bit name of the second general-purpose source register, encoded in the "Rm" field.

Operation

```
constant bits(datasize) operand1 = X[n, datasize];  
constant bits(datasize) operand2 = ShiftReg(m, shift_type, shift_amount, datasize);  
  
constant bits(datasize) result = operand1 AND NOT(operand2);  
X[d, datasize] = result;  
PSTATE.<N,Z,C,V> = result<datasize-1>:IsZeroBit(result):'00';
```

Operational information

If PSTATE.DIT is 1:

- The execution time of this instruction is independent of:
 - The values of the data supplied in any of its registers.
 - The values of the NZCV flags.
- The response of this instruction to asynchronous exceptions does not vary based on:
 - The values of the data supplied in any of its registers.
 - The values of the NZCV flags.

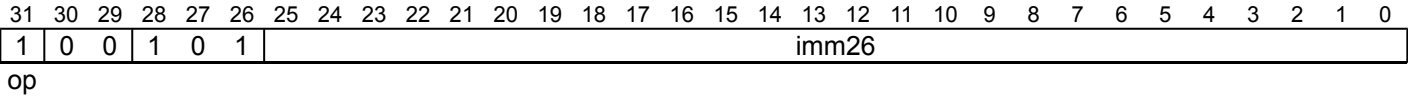
Internal version only: aarchmrs v2025-03_rel, pseudocode v2025-03_rel ; Build timestamp: 2025-03-21T17:41

Copyright © 2010-2025 Arm Limited or its affiliates. All rights reserved. This document is Non-Confidential.

BL

Branch with link

This instruction branches to a PC-relative offset, setting register X30 to PC+4. It provides a hint that this is a subroutine call.



Encoding

BL <label>

Decode for this encoding

```
constant bits(64) offset = SignExtend(imm26:'00', 64);
constant integer d = 30;
```

Assembler Symbols

<label> Is the program label to be unconditionally branched to. Its offset from the address of this instruction, in the range +/-128MB, is encoded as "imm26" times 4.

Operation

```
if IsFeatureImplemented(FEAT_GCS) && GCSPCREnabled(PSTATE.EL) then
    AddGCSRecord(PC64 + 4);
X[d, 64] = PC64 + 4;

constant boolean branch_conditional = FALSE;
BranchTo(PC64 + offset, BranchType_DIRCALL, branch_conditional);
```

BLR

Branch with link to register

This instruction calls a subroutine at an address in a register, setting register X30 to PC+4.

31	30	29	28	27	26	25	24	23	22	21	20	19	18	17	16	15	14	13	12	11	10	9	8	7	6	5	4	3	2	1	0
1	1	0	1	0	1	1	0	0	0	1	1	1	1	1	1	0	0	0	0	0	0										
Z								op				op2				A		M		Rn								Rm			

Encoding

BLR <Xn>

Decode for this encoding

```
constant integer n = UInt(Rn);
```

Assembler Symbols

<Xn> Is the 64-bit name of the general-purpose register holding the address to be branched to, encoded in the "Rn" field.

Operation

```
constant bits(64) target = X[n, 64];
if IsFeatureImplemented(FEAT_GCS) && GCSPCREnabled(PSTATE.EL) then
    AddGCSRecord(PC64 + 4);

// Value in BTypeNext will be used to set PSTATE.BTYPE
BTypeNext = '10';

X[30, 64] = PC64 + 4;

constant boolean branch_conditional = FALSE;
BranchTo(target, BranchType_INDCALL, branch_conditional);
```

BLRAA, BLRAAZ, BLRAB, BLRABZ

Branch with link to register, with pointer authentication

This instruction authenticates the address in the general-purpose register that is specified by <Xn>, using a modifier and the specified key, and calls a subroutine at the authenticated address, setting register X30 to PC+4.

The modifier is:

- In the general-purpose register or stack pointer that is specified by <Xm|SP>, for BLRAA and BLRAB.
- The value zero, for BLRAAZ and BLRABZ.

Key A is used for BLRAA and BLRAAZ. Key B is used for BLRAB and BLRABZ.

If the authentication passes, the PE continues execution at the target of the branch. For information on behavior if the authentication fails, see [Faulting on pointer authentication](#).

The authenticated address is not written back to the general-purpose register.

Integer (FEAT_PAuth)

31	30	29	28	27	26	25	24	23	22	21	20	19	18	17	16	15	14	13	12	11	10	9	8	7	6	5	4	3	2	1	0
1	1	0	1	0	1	1	Z	0	0	1	1	1	1	1	1	0	0	0	0	1	M	Rn				Rm					
								op				op2				A															

Encoding for the Key A, register modifier variant

Applies when (Z == 1 && M == 0)

BLRAA <Xn>, <Xm|SP>

Encoding for the Key A, zero modifier variant

Applies when (Z == 0 && M == 0 && Rm == 11111)

BLRAAZ <Xn>

Encoding for the Key B, register modifier variant

Applies when (Z == 1 && M == 1)

BLRAB <Xn>, <Xm|SP>

Encoding for the Key B, zero modifier variant

Applies when (Z == 0 && M == 1 && Rm == 11111)

BLRABZ <Xn>

Decode for all variants of this encoding

```
if !IsFeatureImplemented(FEAT_PAuth) then EndOfDecode(Decode_UNDEF);
if Z == '0' && Rm != '11111' then EndOfDecode(Decode_UNDEF);

constant integer n = UInt(Rn);
constant integer m = UInt(Rm);
constant boolean use_key_a = (M == '0');
constant boolean source_is_sp = ((Z == '1') && (m == 31));
constant boolean auth_then_branch = TRUE;
```

Assembler Symbols

<Xn> Is the 64-bit name of the general-purpose register holding the address to be branched to, encoded in the "Rn" field.

<Xm|SP> Is the 64-bit name of the general-purpose source register or stack pointer holding the modifier, encoded in the "Rm" field.

Operation

```
bits(64) target = X[n, 64];
constant bits(64) modifier = if source_is_sp then SP[64] else X[m, 64];

if use_key_a then
    target = AuthIA(target, modifier, auth_then_branch);
else
    target = AuthIB(target, modifier, auth_then_branch);
if IsFeatureImplemented(FEAT_GCS) && GCSPCREnabled(PSTATE.EL) then
    AddGCSRecord(PC64 + 4);

// Value in BTypeNext will be used to set PSTATE.BTYPE
BTypeNext = '10';

X[30, 64] = PC64 + 4;

constant boolean branch_conditional = FALSE;
BranchTo(target, BranchType_INDCALL, branch_conditional);
```

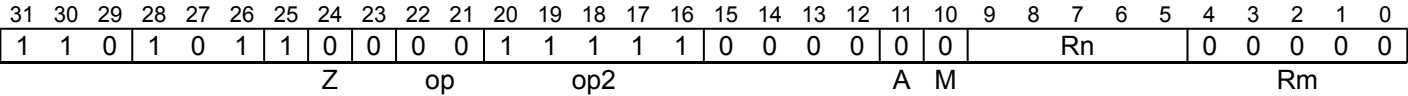
Internal version only: aarchmrs v2025-03_rel, pseudocode v2025-03_rel ; Build timestamp: 2025-03-21T17:41

Copyright © 2010-2025 Arm Limited or its affiliates. All rights reserved. This document is Non-Confidential.

BR

Branch to register

This instruction branches unconditionally to an address in a register, with a hint that this is not a subroutine return.



Encoding

BR <Xn>

Decode for this encoding

```
constant integer n = UInt(Rn);
```

Assembler Symbols

<Xn> Is the 64-bit name of the general-purpose register holding the address to be branched to, encoded in the "Rn" field.

Operation

```
constant bits(64) target = X[n, 64];
// Value in BTypeNext will be used to set PSTATE.BTYPE
if InGuardedPage then
    if n == 16 || n == 17 then
        BTypeNext = '01';
    else
        BTypeNext = '11';
else
    BTypeNext = '01';

constant boolean branch_conditional = FALSE;
BranchTo(target, BranchType_INDIR, branch_conditional);
```

BRAA, BRAAZ, BRAB, BRABZ

Branch to register, with pointer authentication

This instruction authenticates the address in the general-purpose register that is specified by <Xn>, using a modifier and the specified key, and branches to the authenticated address.

The modifier is:

- In the general-purpose register or stack pointer that is specified by <Xm|SP>, for BRAA and BRAB.
- The value zero, for BRAAZ and BRABZ.

Key A is used for BRAA and BRAAZ. Key B is used for BRAB and BRABZ.

If the authentication passes, the PE continues execution at the target of the branch. For information on behavior if the authentication fails, see [Faulting on pointer authentication](#).

The authenticated address is not written back to the general-purpose register.

Integer (FEAT_PAuth)

31	30	29	28	27	26	25	24	23	22	21	20	19	18	17	16	15	14	13	12	11	10	9	8	7	6	5	4	3	2	1	0
1	1	0	1	0	1	1	Z	0	0	0	1	1	1	1	1	0	0	0	0	1	M	Rn					Rm				
								op				op2				A															

Encoding for the Key A, register modifier variant

Applies when (Z == 1 && M == 0)

BRAA <Xn>, <Xm|SP>

Encoding for the Key A, zero modifier variant

Applies when (Z == 0 && M == 0 && Rm == 11111)

BRAAZ <Xn>

Encoding for the Key B, register modifier variant

Applies when (Z == 1 && M == 1)

BRAB <Xn>, <Xm|SP>

Encoding for the Key B, zero modifier variant

Applies when (Z == 0 && M == 1 && Rm == 11111)

BRABZ <Xn>

Decode for all variants of this encoding

```
if !IsFeatureImplemented(FEAT_PAuth) then EndOfDecode(Decode_UNDEF);
if Z == '0' && Rm != '11111' then EndOfDecode(Decode_UNDEF);

constant integer n = UInt(Rn);
constant integer m = UInt(Rm);
constant boolean use_key_a = (M == '0');
constant boolean source_is_sp = ((Z == '1') && (m == 31));
constant boolean auth_then_branch = TRUE;
```

Assembler Symbols

<Xn> Is the 64-bit name of the general-purpose register holding the address to be branched to, encoded in the "Rn" field.

<Xm|SP> Is the 64-bit name of the general-purpose source register or stack pointer holding the modifier, encoded in the "Rm" field.

Operation

```
bits(64) target = X[n, 64];
constant bits(64) modifier = if source_is_sp then SP[64] else X[m, 64];

if use_key_a then
    target = AuthIA(target, modifier, auth_then_branch);
else
    target = AuthIB(target, modifier, auth_then_branch);
// Value in BTypeNext will be used to set PSTATE.BTYPE
if InGuardedPage then
    if n == 16 || n == 17 then
        BTypeNext = '01';
    else
        BTypeNext = '11';
else
    BTypeNext = '01';

constant boolean branch_conditional = FALSE;
BranchTo(target, BranchType_INDIR, branch_conditional);
```

Internal version only: aarchmrs v2025-03_rel, pseudocode v2025-03_rel ; Build timestamp: 2025-03-21T17:41

Copyright © 2010-2025 Arm Limited or its affiliates. All rights reserved. This document is Non-Confidential.

BRB

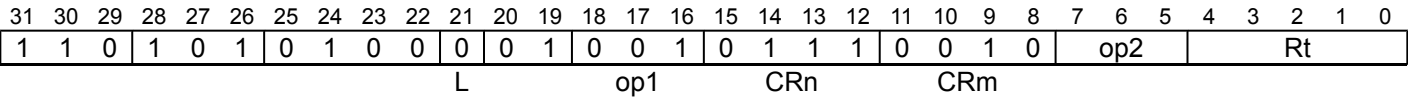
Branch record buffer

For more information, see *op0==0b01, cache maintenance, TLB maintenance, and address translation instructions*.

This is an alias of [SYS](#). This means:

- The encodings in this description are named to match the encodings of [SYS](#).
- The description of [SYS](#) gives the operational pseudocode, any CONSTRAINED UNPREDICTABLE behavior, and any operational information for this instruction.

System
(FEAT_BRBE)



Encoding

BRB [<brb_op>](#)

is equivalent to

[SYS](#) #1, C7, C2, #[<op2>](#){, [<Xt>](#)}

and is the preferred disassembly when `SysOp('001', '0111', '0010', op2) == Sys_BRB`.

Assembler Symbols

[<brb_op>](#) Is a BRB operation name, as listed for the BRB system instruction group, encoded in “op2”:

op2	<brb_op>	Architectural Feature
100	IALL	FEAT_BRBE
101	INJ	FEAT_BRBE

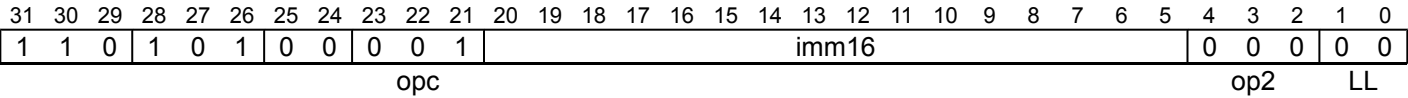
Operation

The description of [SYS](#) gives the operational pseudocode for this instruction.

BRK

Breakpoint instruction

This instruction generates a Breakpoint Instruction exception. The PE records the exception in *ESR_ELx*, using the EC value 0x3C, and captures the value of the immediate argument in *ESR_ELx.ISS*.
Within a guarded memory region, while *PSTATE.BTYPE* != 0b00, a BRK instruction will not generate a Branch Target exception and will generate a Breakpoint Instruction exception as normal. For more information, see *PSTATE.BTYPE*.



Encoding

BRK #<imm>

Decode for this encoding

```
constant bits(16) comment = imm16;
if IsFeatureImplemented(FEAT_BTI) then
    SetBTypeCompatible(TRUE);
```

Assembler Symbols

<imm> Is a 16-bit unsigned immediate, in the range 0 to 65535, encoded in the "imm16" field.

Operation

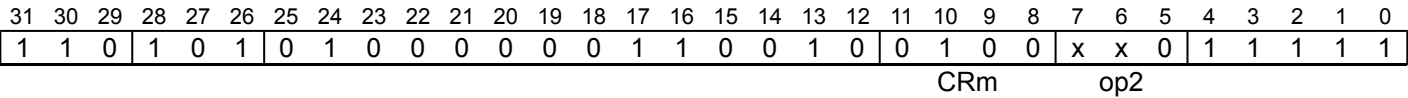
```
AArch64.SoftwareBreakpoint(comment);
```

BTI

Branch target identification

This instruction is used to guard against the execution of instructions that are not the intended target of a branch. Outside of a guarded memory region, a BTI instruction executes as a NOP. Within a guarded memory region, while *PSTATE.BTYPE* != 0b00, a BTI instruction compatible with the current value of *PSTATE.BTYPE* will not generate a Branch Target Exception and will allow execution of subsequent instructions within the memory region. For more information, see *PSTATE.BTYPE*. The operand <targets> passed to a BTI instruction determines the values of *PSTATE.BTYPE* that the BTI instruction is compatible with.

System (FEAT_BTI)



Encoding

```
BTI {<targets>}
```

Decode for this encoding

```
if !IsFeatureImplemented(FEAT_BTI) then EndOfDecode(Decode_NOP);
// Check branch target compatibility between BTI instruction and PSTATE.BTYPE
SetBTypeCompatible(BTypeCompatible BTI(op2<2:1>));
```

Assembler Symbols

<targets> Is the type of indirection, encoded in “op2<2:1>”:

op2<2:1>	<targets>
00	[absent]
01	c
10	j
11	jc

Operation

```
SetBTypeNext('00');
```

CAS, CASA, CASAL, CASL

Compare and swap word or doubleword in memory

This instruction reads a 32-bit word or 64-bit doubleword from memory, and compares it against the value held in a first register. If the comparison is equal, the value in a second register is written to memory. If the comparison is not equal, the architecture permits writing the value read from the location to memory. If the write is performed, the read and write occur atomically such that no other modification of the memory location can take place between the read and write.

- CASA and CASAL load from memory with acquire semantics.
- CASL and CASAL store to memory with release semantics.
- CAS has neither acquire nor release semantics.

The architecture permits that the data read clears any exclusive monitors associated with that location, even if the compare subsequently fails.

If the instruction generates a synchronous Data Abort, the register which is compared and loaded, that is <Ws>, or <Xs>, is restored to the value held in the register before the instruction was executed.

For a CAS or CASA instruction, when <Ws> or <Xs> specifies the same register as <Wt> or <Xt>, this signals to the memory system that an additional subsequent CAS, CASA, CASAL, or CASL access to the specified location is likely to occur in the near future. The memory system can respond by taking actions that are expected to enable the subsequent CAS, CASA, CASAL, or CASL access to succeed when it does occur.

A code sequence starting with a CAS or CASA instruction for which <Ws> or <Xs> specifies the same register as <Wt> or <Xt>, and ending with a subsequent CAS, CASA, CASAL, or CASL to the same location, exhibits the following properties for best performance when the location may be accessed concurrently, on one or more other PEs:

- The sequence does not contain any direct system register writes, address translation instructions, cache or TLB maintenance operations, exception producing instructions, exception returns, or ISB barriers.
- The execution of the sequence includes 32 or fewer instructions.
- The value provided in <Ws> or <Xs> of the first CAS or CASA is a value likely to result in the comparison failing. A failing comparison result may lead to better performance due to the hardware not performing a write to memory.

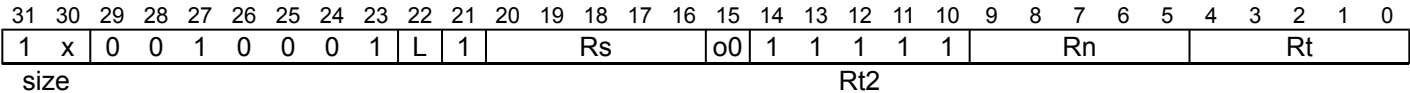
Note

For a CAS or CASA instruction, when <Ws> or <Xs> specifies the same register as <Wt> or <Xt>, the value in memory is not modified, because the CAS or CASA either fails its compare or writes the same value back to memory.

For more information about memory ordering semantics, see [Load-Acquire, Store-Release](#).

For information about addressing modes, see [Load/Store addressing modes](#).

No offset
(FEAT_LSE)



Encoding for the 32-bit CAS variant

Applies when (size == 10 && L == 0 && o0 == 0)

```
CAS <Ws>, <Wt>, [<Xn|SP>{, #0}]
```

Encoding for the 32-bit CASA variant

Applies when (size == 10 && L == 1 && o0 == 0)

```
CASA <Ws>, <Wt>, [<Xn|SP>{, #0}]
```

Encoding for the 32-bit CASAL variant

Applies when (size == 10 && L == 1 && o0 == 1)

```
CASAL <Ws>, <Wt>, [<Xn|SP>{, #0}]
```

Encoding for the 32-bit CASL variant

Applies when (size == 10 && L == 0 && o0 == 1)

```
CASL <Ws>, <Wt>, [<Xn|SP>{, #0}]
```

Encoding for the 64-bit CAS variant

Applies when (size == 11 && L == 0 && o0 == 0)

```
CAS <Xs>, <Xt>, [<Xn|SP>{, #0}]
```

Encoding for the 64-bit CASA variant

Applies when (size == 11 && L == 1 && o0 == 0)

```
CASA <Xs>, <Xt>, [<Xn|SP>{, #0}]
```

Encoding for the 64-bit CASAL variant

Applies when (size == 11 && L == 1 && o0 == 1)

```
CASAL <Xs>, <Xt>, [<Xn|SP>{, #0}]
```

Encoding for the 64-bit CASL variant

Applies when (size == 11 && L == 0 && o0 == 1)

```
CASL <Xs>, <Xt>, [<Xn|SP>{, #0}]
```

Decode for all variants of this encoding

```
if !IsFeatureImplemented(FEAT_LSE) then EndOfDecode(Decode_UNDEF);
constant integer s = UInt(Rs);
constant integer t = UInt(Rt);
constant integer n = UInt(Rn);
constant integer datasize = 8 << UInt(size);
constant integer regsize = if datasize == 64 then 64 else 32;
constant boolean acquire = L == '1';
constant boolean release = o0 == '1';
constant boolean tagchecked = n != 31;
```

Assembler Symbols

<Ws>	Is the 32-bit name of the general-purpose register to be compared and loaded, encoded in the "Rs" field.
<Wt>	Is the 32-bit name of the general-purpose register to be conditionally stored, encoded in the "Rt" field.
<Xn SP>	Is the 64-bit name of the general-purpose base register or stack pointer, encoded in the "Rn" field.
<Xs>	Is the 64-bit name of the general-purpose register to be compared and loaded, encoded in the "Rs" field.
<Xt>	Is the 64-bit name of the general-purpose register to be conditionally stored, encoded in the "Rt" field.

Operation

```
bits(64) address;
bits(datasize) comparevalue;
bits(datasize) newvalue;

constant boolean privileged = PSTATE.EL != EL0;
constant AccessDescriptor accdesc = CreateAccDescAtomicOp(MemAtomicOp_CAS, acquire, release,
                                                         tagchecked, privileged);

comparevalue = X[s, datasize];
newvalue = X[t, datasize];

if n == 31 then
    CheckSPAlignment();
    address = SP[64];
else
    address = X[n, 64];

constant bits(datasize) data = MemAtomic(address, comparevalue, newvalue, accdesc);
X[s, regsize] = ZeroExtend(data, regsize);
```

Internal version only: aarchmrs v2025-03_rel, pseudocode v2025-03_rel ; Build timestamp: 2025-03-21T17:41

Copyright © 2010-2025 Arm Limited or its affiliates. All rights reserved. This document is Non-Confidential.

CASB, CASAB, CASALB, CASLB

Compare and swap byte in memory

This instruction reads an 8-bit byte from memory, and compares it against the value held in a first register. If the comparison is equal, the value in a second register is written to memory. If the comparison is not equal, the architecture permits writing the value read from the location to memory. If the write is performed, the read and write occur atomically such that no other modification of the memory location can take place between the read and write.

- CASAB and CASALB load from memory with acquire semantics.
- CASLB and CASALB store to memory with release semantics.
- CASB has neither acquire nor release semantics.

The architecture permits that the data read clears any exclusive monitors associated with that location, even if the compare subsequently fails.

If the instruction generates a synchronous Data Abort, the register which is compared and loaded, that is <Ws>, is restored to the values held in the register before the instruction was executed.

For a CASB or CASAB instruction, when <Ws> or <Xs> specifies the same register as <Wt> or <Xt>, this signals to the memory system that an additional subsequent CASB, CASAB, CASALB, or CASLB access to the specified location is likely to occur in the near future. The memory system can respond by taking actions that are expected to enable the subsequent CASB, CASAB, CASALB, or CASLB access to succeed when it does occur.

A code sequence starting with a CASB or CASAB instruction for which <Ws> or <Xs> specifies the same register as <Wt> or <Xt>, and ending with a subsequent CASB, CASAB, CASALB, or CASLB to the same location, exhibits the following properties for best performance when the location may be accessed concurrently, on one or more other PEs:

- The sequence does not contain any direct system register writes, address translation instructions, cache or TLB maintenance operations, exception producing instructions, exception returns, or ISB barriers.
- The execution of the sequence includes 32 or fewer instructions.
- The value provided in <Ws> or <Xs> of the first CASB or CASAB is a value likely to result in the comparison failing. A failing comparison result may lead to better performance due to the hardware not performing a write to memory.

Note

For a CASB or CASAB instruction, when <Ws> or <Xs> specifies the same register as <Wt> or <Xt>, the value in memory is not modified, because the CASB or CASAB either fails its compare or writes the same value back to memory.

For more information about memory ordering semantics, see [Load-Acquire, Store-Release](#).

For information about addressing modes, see [Load/Store addressing modes](#).

No offset (FEAT_LSE)

31	30	29	28	27	26	25	24	23	22	21	20	19	18	17	16	15	14	13	12	11	10	9	8	7	6	5	4	3	2	1	0
0	0	0	0	1	0	0	0	1	L	1			Rs			o0	1	1	1	1	1			Rn					Rt		
size										Rt2																					

Encoding for the CASB variant

Applies when (L == 0 && o0 == 0)

```
CASB <Ws>, <Wt>, [<Xn|SP>{, #0}]
```

Encoding for the CASAB variant

Applies when (L == 1 && o0 == 0)

```
CASAB <Ws>, <Wt>, [<Xn|SP>{, #0}]
```

Encoding for the CASALB variant

Applies when (L == 1 && o0 == 1)

```
CASALB <Ws>, <Wt>, [<Xn|SP>{, #0}]
```

Encoding for the CASLB variant

Applies when (L == 0 && o0 == 1)

```
CASLB <Ws>, <Wt>, [<Xn|SP>{, #0}]
```

Decode for all variants of this encoding

```
if !IsFeatureImplemented(FEAT_LSE) then EndOfDecode(Decode_UNDEF);
constant integer s = UInt(Rs);
constant integer t = UInt(Rt);
constant integer n = UInt(Rn);
constant boolean acquire = L == '1';
constant boolean release = o0 == '1';
constant boolean tagchecked = n != 31;
```

Assembler Symbols

<Ws>	Is the 32-bit name of the general-purpose register to be compared and loaded, encoded in the "Rs" field.
<Wt>	Is the 32-bit name of the general-purpose register to be conditionally stored, encoded in the "Rt" field.
<Xn SP>	Is the 64-bit name of the general-purpose base register or stack pointer, encoded in the "Rn" field.

Operation

```
bits(64) address;
bits(8) comparevalue;
bits(8) newvalue;

constant boolean privileged = PSTATE.EL != EL0;
constant AccessDescriptor accdesc = CreateAccDescAtomicOp(MemAtomicOp_CAS, acquire, release,
tagchecked, privileged);

comparevalue = X[s, 8];
newvalue = X[t, 8];

if n == 31 then
    CheckSPAlignment();
    address = SP[64];
else
    address = X[n, 64];

constant bits(8) data = MemAtomic(address, comparevalue, newvalue, accdesc);
X[s, 32] = ZeroExtend(data, 32);
```


CASH, CASAH, CASALH, CASLH

Compare and swap halfword in memory

This instruction reads a 16-bit halfword from memory, and compares it against the value held in a first register. If the comparison is equal, the value in a second register is written to memory. If the comparison is not equal, the architecture permits writing the value read from the location to memory. If the write is performed, the read and write occur atomically such that no other modification of the memory location can take place between the read and write.

- CASAH and CASALH load from memory with acquire semantics.
- CASLH and CASALH store to memory with release semantics.
- CASH has neither acquire nor release semantics.

The architecture permits that the data read clears any exclusive monitors associated with that location, even if the compare subsequently fails.

If the instruction generates a synchronous Data Abort, the register which is compared and loaded, that is <Ws>, is restored to the values held in the register before the instruction was executed.

For a CASH or CASAH instruction, when <Ws> or <Xs> specifies the same register as <Wt> or <Xt>, this signals to the memory system that an additional subsequent CASH, CASAH, CASALH, or CASLH access to the specified location is likely to occur in the near future. The memory system can respond by taking actions that are expected to enable the subsequent CASH, CASAH, CASALH, or CASLH access to succeed when it does occur.

A code sequence starting with a CASH or CASAH instruction for which <Ws> or <Xs> specifies the same register as <Wt> or <Xt>, and ending with a subsequent CASH, CASAH, CASALH, or CASLH to the same location, exhibits the following properties for best performance when the location may be accessed concurrently, on one or more other PEs:

- The sequence does not contain any direct system register writes, address translation instructions, cache or TLB maintenance operations, exception producing instructions, exception returns, or ISB barriers.
- The execution of the sequence includes 32 or fewer instructions.
- The value provided in <Ws> or <Xs> of the first CASH or CASAH is a value likely to result in the comparison failing. A failing comparison result may lead to better performance due to the hardware not performing a write to memory.

Note

For a CASH or CASAH instruction, when <Ws> or <Xs> specifies the same register as <Wt> or <Xt>, the value in memory is not modified, because the CASH or CASAH either fails its compare or writes the same value back to memory.

For more information about memory ordering semantics, see [Load-Acquire, Store-Release](#).

For information about addressing modes, see [Load/Store addressing modes](#).

No offset (FEAT_LSE)

31	30	29	28	27	26	25	24	23	22	21	20	19	18	17	16	15	14	13	12	11	10	9	8	7	6	5	4	3	2	1	0
0	1	0	0	1	0	0	0	1	L	1	Rs				o0	1	1	1	1	1	Rn				Rt						
size										Rt2																					

Encoding for the CASH variant

Applies when (L == 0 && o0 == 0)

CASH <Ws>, <Wt>, [<Xn|SP>{, #0}]

Encoding for the CASAH variant

Applies when (L == 1 && o0 == 0)

CASAH <Ws>, <Wt>, [<Xn|SP>{, #0}]

Encoding for the CASALH variant

Applies when (L == 1 && o0 == 1)

CASALH <Ws>, <Wt>, [<Xn|SP>{, #0}]

Encoding for the CASLH variant

Applies when (L == 0 && o0 == 1)

CASLH <Ws>, <Wt>, [<Xn|SP>{, #0}]

Decode for all variants of this encoding

```
if !IsFeatureImplemented(FEAT_LSE) then EndOfDecode(Decode_UNDEF);
constant integer s = UInt(Rs);
constant integer t = UInt(Rt);
constant integer n = UInt(Rn);
constant boolean acquire = L == '1';
constant boolean release = o0 == '1';
constant boolean tagchecked = n != 31;
```

Assembler Symbols

<Ws>	Is the 32-bit name of the general-purpose register to be compared and loaded, encoded in the "Rs" field.
<Wt>	Is the 32-bit name of the general-purpose register to be conditionally stored, encoded in the "Rt" field.
<Xn SP>	Is the 64-bit name of the general-purpose base register or stack pointer, encoded in the "Rn" field.

Operation

```
bits(64) address;
bits(16) comparevalue;
bits(16) newvalue;

constant boolean privileged = PSTATE.EL != EL0;
constant AccessDescriptor accdesc = CreateAccDescAtomicOp(MemAtomicOp_CAS, acquire, release,
tagchecked, privileged);

comparevalue = X[s, 16];
newvalue = X[t, 16];

if n == 31 then
    CheckSPAlignment();
    address = SP[64];
else
    address = X[n, 64];

constant bits(16) data = MemAtomic(address, comparevalue, newvalue, accdesc);
X[s, 32] = ZeroExtend(data, 32);
```


CASP, CASPA, CASPAL, CASPL

Compare and swap pair of words or doublewords in memory

This instruction reads a pair of 32-bit words or 64-bit doublewords from memory, and compares them against the values held in the first pair of registers. If the comparison is equal, the values in the second pair of registers are written to memory. If the comparison is not equal, the architecture permits writing the value read from the location to memory. If the writes are performed, the reads and writes occur atomically such that no other modification of the memory location can take place between the reads and writes.

- CASPA and CASPAL load from memory with acquire semantics.
- CASPL and CASPAL store to memory with release semantics.
- CASP has neither acquire nor release semantics.

The architecture permits that the data read clears any exclusive monitors associated with that location, even if the compare subsequently fails.

If the instruction generates a synchronous Data Abort, the registers which are compared and loaded, that is <Ws> and <W(s+1)>, or <Xs> and <X(s+1)>, are restored to the values held in the registers before the instruction was executed.

For a CASP or CASPA instruction, when <Ws> or <Xs> specifies the same register as <Wt> or <Xt>, this signals to the memory system that an additional subsequent CASP, CASPA, CASPAL, or CASPL access to the specified location is likely to occur in the near future. The memory system can respond by taking actions that are expected to enable the subsequent CASP, CASPA, CASPAL, or CASPL access to succeed when it does occur.

A code sequence starting with a CASP or CASPA instruction for which <Ws> or <Xs> specifies the same register as <Wt> or <Xt>, and ending with a subsequent CASP, CASPA, CASPAL, or CASPL to the same location, exhibits the following properties for best performance when the location may be accessed concurrently, on one or more other PEs:

- The sequence does not contain any direct system register writes, address translation instructions, cache or TLB maintenance operations, exception producing instructions, exception returns, or ISB barriers.
- The execution of the sequence includes 32 or fewer instructions.
- The value provided in <Ws> or <Xs> of the first CASP or CASPA is a value likely to result in the comparison failing. A failing comparison result may lead to better performance due to the hardware not performing a write to memory.

Note

For a CASP or CASPA instruction, when <Ws> or <Xs> specifies the same register as <Wt> or <Xt>, the value in memory is not modified, because the CASP or CASPA either fails its compare or writes the same value back to memory.

For more information about memory ordering semantics, see [Load-Acquire, Store-Release](#).

For information about addressing modes, see [Load/Store addressing modes](#).

No offset (FEAT_LSE)

31	30	29	28	27	26	25	24	23	22	21	20	19	18	17	16	15	14	13	12	11	10	9	8	7	6	5	4	3	2	1	0
0	sz	0	0	1	0	0	0	0	L	1	Rs			o0		1	1	1	1	1	Rn				Rt						
																Rt2															

Encoding for the 32-bit CASP variant

Applies when (sz == 0 && L == 0 && o0 == 0)

```
CASP <Ws>, <W(s+1)>, <Wt>, <W(t+1)>, [<Xn|SP>{, #0}]
```

Encoding for the 32-bit CASPA variant

Applies when (sz == 0 && L == 1 && o0 == 0)

```
CASPA <Ws>, <W(s+1)>, <Wt>, <W(t+1)>, [<Xn|SP>{, #0}]
```

Encoding for the 32-bit CASPAL variant

Applies when (sz == 0 && L == 1 && o0 == 1)

```
CASPAL <Ws>, <W(s+1)>, <Wt>, <W(t+1)>, [<Xn|SP>{, #0}]
```

Encoding for the 32-bit CASPL variant

Applies when (sz == 0 && L == 0 && o0 == 1)

```
CASPL <Ws>, <W(s+1)>, <Wt>, <W(t+1)>, [<Xn|SP>{, #0}]
```

Encoding for the 64-bit CASP variant

Applies when (sz == 1 && L == 0 && o0 == 0)

```
CASP <Xs>, <X(s+1)>, <Xt>, <X(t+1)>, [<Xn|SP>{, #0}]
```

Encoding for the 64-bit CASPA variant

Applies when (sz == 1 && L == 1 && o0 == 0)

```
CASPA <Xs>, <X(s+1)>, <Xt>, <X(t+1)>, [<Xn|SP>{, #0}]
```

Encoding for the 64-bit CASPAL variant

Applies when (sz == 1 && L == 1 && o0 == 1)

```
CASPAL <Xs>, <X(s+1)>, <Xt>, <X(t+1)>, [<Xn|SP>{, #0}]
```

Encoding for the 64-bit CASPL variant

Applies when (sz == 1 && L == 0 && o0 == 1)

```
CASPL <Xs>, <X(s+1)>, <Xt>, <X(t+1)>, [<Xn|SP>{, #0}]
```

Decode for all variants of this encoding

```
if !IsFeatureImplemented(FEAT_LSE) then EndOfDecode(Decode_UNDEF);
if Rs<0> == '1' || Rt<0> == '1' then EndOfDecode(Decode_UNDEF);
constant integer s = UInt(Rs);
constant integer t = UInt(Rt);
constant integer n = UInt(Rn);
constant integer datasize = 32 << UInt(sz);
constant boolean acquire = L == '1';
constant boolean release = o0 == '1';
constant boolean tagchecked = n != 31;
```

Assembler Symbols

<Ws>	Is the 32-bit name of the first general-purpose register to be compared and loaded, encoded in the "Rs" field. <Ws> must be an even-numbered register.
<W(s+1)>	Is the 32-bit name of the second general-purpose register to be compared and loaded.
<Wt>	Is the 32-bit name of the first general-purpose register to be conditionally stored, encoded in the "Rt" field. <Wt> must be an even-numbered register.
<W(t+1)>	Is the 32-bit name of the second general-purpose register to be conditionally stored.
<Xn SP>	Is the 64-bit name of the general-purpose base register or stack pointer, encoded in the "Rn" field.
<Xs>	Is the 64-bit name of the first general-purpose register to be compared and loaded, encoded in the "Rs" field. <Xs> must be an even-numbered register.
<X(s+1)>	Is the 64-bit name of the second general-purpose register to be compared and loaded.
<Xt>	Is the 64-bit name of the first general-purpose register to be conditionally stored, encoded in the "Rt" field. <Xt> must be an even-numbered register.
<X(t+1)>	Is the 64-bit name of the second general-purpose register to be conditionally stored.

Operation

```
bits(64) address;
bits(2*datasize) comparevalue;
bits(2*datasize) newvalue;
bits(2*datasize) data;

constant bits(datasize) s1 = X[s, datasize];
constant bits(datasize) s2 = X[s+1, datasize];
constant bits(datasize) t1 = X[t, datasize];
constant bits(datasize) t2 = X[t+1, datasize];

constant boolean privileged = PSTATE.EL != EL0;
constant AccessDescriptor accdesc = CreateAccDescAtomicOp(MemAtomicOp\_CAS, acquire, release,
tagchecked, privileged);

comparevalue = if BigEndian(accdesc.acctype) then s1:s2 else s2:s1;
newvalue      = if BigEndian(accdesc.acctype) then t1:t2 else t2:t1;
if n == 31 then
    CheckSPAlignment();
    address = SP[64];
else
    address = X[n, 64];

data = MemAtomic(address, comparevalue, newvalue, accdesc);

if BigEndian(accdesc.acctype) then
    X[s, datasize]    = data<2*datasize-1:datasize>;
    X[s+1, datasize] = data<datasize-1:0>;
else
    X[s, datasize]    = data<datasize-1:0>;
    X[s+1, datasize] = data<2*datasize-1:datasize>;
```

Internal version only: aarchmrs v2025-03_rel, pseudocode v2025-03_rel ; Build timestamp: 2025-03-21T17:41

Copyright © 2010-2025 Arm Limited or its affiliates. All rights reserved. This document is Non-Confidential.

CASPT, CASPAT, CASPALT, CASPLT

Compare and swap pair unprivileged

This instruction reads a pair of 64-bit doublewords from memory, and compares them against the values held in the first pair of registers. If the comparison is equal, the values in the second pair of registers are written to memory. If the comparison is not equal, the architecture permits writing the value read from the location to memory. If the writes are performed, the reads and writes occur atomically such that no other modification of the memory location can take place between the reads and writes.

- CASPAT and CASPALT load from memory with acquire semantics.
- CASPLT and CASPALT store to memory with release semantics.
- CASPT has neither acquire nor release semantics.

The architecture permits that the data read clears any exclusive monitors associated with that location, even if the compare subsequently fails. If the instruction generates a synchronous Data Abort, the registers which are compared and loaded, that is <Xs> and <X(s+1)>, are restored to the values held in the registers before the instruction was executed. Explicit Memory effects produced by the instruction behave as if the instruction was executed at EL0 if the *Effective value* of PSTATE.UAO is 0 and either:

- The instruction is executed at EL1.
- The instruction is executed at EL2 when the *Effective value* of HCR_EL2.{E2H, TGE} is {1, 1}.

Otherwise, the Explicit Memory effects operate with the restrictions determined by the Exception level at which the instruction is executed. For a CASPT or CASPAT instruction, when <Ws> or <Xs> specifies the same register as <Wt> or <Xt>, this signals to the memory system that an additional subsequent CASPT, CASPAT, CASPALT, or CASPLT access to the specified location is likely to occur in the near future. The memory system can respond by taking actions that are expected to enable the subsequent CASPT, CASPAT, CASPALT, or CASPLT access to succeed when it does occur.

A code sequence starting with a CASPT or CASPAT instruction for which <Ws> or <Xs> specifies the same register as <Wt> or <Xt>, and ending with a subsequent CASPT, CASPAT, CASPALT, or CASPLT to the same location, exhibits the following properties for best performance when the location may be accessed concurrently, on one or more other PEs:

- The sequence does not contain any direct system register writes, address translation instructions, cache or TLB maintenance operations, exception producing instructions, exception returns, or ISB barriers.
- The execution of the sequence includes 32 or fewer instructions.
- The value provided in <Ws> or <Xs> of the first CASPT or CASPAT is a value likely to result in the comparison failing. A failing comparison result may lead to better performance due to the hardware not performing a write to memory.

Note

For a CASPT or CASPAT instruction, when <Ws> or <Xs> specifies the same register as <Wt> or <Xt>, the value in memory is not modified, because the CASPT or CASPAT either fails its compare or writes the same value back to memory. For more information about memory ordering semantics, see *Load-Acquire, Store-Release*. For information about addressing modes, see *Load/Store addressing modes*.

No offset (FEAT_LSUI)

31	30	29	28	27	26	25	24	23	22	21	20	19	18	17	16	15	14	13	12	11	10	9	8	7	6	5	4	3	2	1	0
0	1	0	0	1	0	0	1	1	L	0	Rs				o0	1	1	1	1	1	Rn				Rt						
SZ										Rt2																					

Encoding for the CASPT variant

Applies when (L == 0 && o0 == 0)

```
CASPT <Xs>, <X(s+1)>, <Xt>, <X(t+1)>, [<Xn|SP>{, #0}]
```

Encoding for the CASPAT variant

Applies when (L == 1 && o0 == 0)

```
CASPAT <Xs>, <X(s+1)>, <Xt>, <X(t+1)>, [<Xn|SP>{, #0}]
```

Encoding for the CASPALT variant

Applies when (L == 1 && o0 == 1)

```
CASPALT <Xs>, <X(s+1)>, <Xt>, <X(t+1)>, [<Xn|SP>{, #0}]
```

Encoding for the CASPLT variant

Applies when (L == 0 && o0 == 1)

```
CASPLT <Xs>, <X(s+1)>, <Xt>, <X(t+1)>, [<Xn|SP>{, #0}]
```

Decode for all variants of this encoding

```
if !IsFeatureImplemented(FEAT_LSUI) then EndOfDecode(Decode_UNDEF);
if Rs<0> == '1' || Rt<0> == '1' then EndOfDecode(Decode_UNDEF);
constant integer s = UInt(Rs);
constant integer t = UInt(Rt);
constant integer n = UInt(Rn);
constant integer datasize = 64;
constant boolean acquire = L == '1';
constant boolean release = o0 == '1';
constant boolean tagchecked = n != 31;
```

Assembler Symbols

<Xs>	Is the 64-bit name of the first general-purpose register to be compared and loaded, encoded in the "Rs" field. <Xs> must be an even-numbered register.
<X(s+1)>	Is the 64-bit name of the second general-purpose register to be compared and loaded.
<Xt>	Is the 64-bit name of the first general-purpose register to be conditionally stored, encoded in the "Rt" field. <Xt> must be an even-numbered register.
<X(t+1)>	Is the 64-bit name of the second general-purpose register to be conditionally stored.
<Xn SP>	Is the 64-bit name of the general-purpose base register or stack pointer, encoded in the "Rn" field.

Operation

```
bits(64) address;
bits(2*datasize) comparevalue;
bits(2*datasize) newvalue;
bits(2*datasize) data;

constant bits(datasize) s1 = X[s, datasize];
constant bits(datasize) s2 = X[s+1, datasize];
constant bits(datasize) t1 = X[t, datasize];
constant bits(datasize) t2 = X[t+1, datasize];

constant boolean privileged = AArch64.IsUnprivAccessPriv();
constant AccessDescriptor accdesc = CreateAccDescAtomicOp(MemAtomicOp_CAS, acquire, release,
                                                         tagchecked, privileged);

comparevalue = if BigEndian(accdesc.acctype) then s1:s2 else s2:s1;
newvalue      = if BigEndian(accdesc.acctype) then t1:t2 else t2:t1;
if n == 31 then
    CheckSPAlignment();
    address = SP[64];
else
    address = X[n, 64];

data = MemAtomic(address, comparevalue, newvalue, accdesc);

if BigEndian(accdesc.acctype) then
    X[s, datasize] = data<2*datasize-1:datasize>;
    X[s+1, datasize] = data<datasize-1:0>;
else
    X[s, datasize] = data<datasize-1:0>;
    X[s+1, datasize] = data<2*datasize-1:datasize>;
```

Internal version only: aarchmrs v2025-03_rel, pseudocode v2025-03_rel ; Build timestamp: 2025-03-21T17:41

Copyright © 2010-2025 Arm Limited or its affiliates. All rights reserved. This document is Non-Confidential.

CAST, CASAT, CASALT, CASLT

Compare and swap unprivileged

This instruction reads a 64-bit doubleword from memory, and compares it against the value held in a first register. If the comparison is equal, the value in a second register is written to memory. If the comparison is not equal, the architecture permits writing the value read from the location to memory. If the write is performed, the read and write occur atomically such that no other modification of the memory location can take place between the read and write.

- CASAT and CASALT load from memory with acquire semantics.
- CASLT and CASALT store to memory with release semantics.
- CAST has neither acquire nor release semantics.

The architecture permits that the data read clears any exclusive monitors associated with that location, even if the compare subsequently fails.

If the instruction generates a synchronous Data Abort, the register which is compared and loaded, that is <Xs>, is restored to the value held in the register before the instruction was executed.

Explicit Memory effects produced by the instruction behave as if the instruction was executed at EL0 if the *Effective value* of PSTATE.UAO is 0 and either:

- The instruction is executed at EL1.
- The instruction is executed at EL2 when the *Effective value* of HCR_EL2.{E2H, TGE} is {1, 1}.

Otherwise, the Explicit Memory effects operate with the restrictions determined by the Exception level at which the instruction is executed.

For a CAST or CASAT instruction, when <Ws> or <Xs> specifies the same register as <Wt> or <Xt>, this signals to the memory system that an additional subsequent CAST, CASAT, CASALT, or CASLT access to the specified location is likely to occur in the near future. The memory system can respond by taking actions that are expected to enable the subsequent CAST, CASAT, CASALT, or CASLT access to succeed when it does occur.

A code sequence starting with a CAST or CASAT instruction for which <Ws> or <Xs> specifies the same register as <Wt> or <Xt>, and ending with a subsequent CAST, CASAT, CASALT, or CASLT to the same location, exhibits the following properties for best performance when the location may be accessed concurrently, on one or more other PEs:

- The sequence does not contain any direct system register writes, address translation instructions, cache or TLB maintenance operations, exception producing instructions, exception returns, or ISB barriers.
- The execution of the sequence includes 32 or fewer instructions.
- The value provided in <Ws> or <Xs> of the first CAST or CASAT is a value likely to result in the comparison failing. A failing comparison result may lead to better performance due to the hardware not performing a write to memory.

Note

For a CAST or CASAT instruction, when <Ws> or <Xs> specifies the same register as <Wt> or <Xt>, the value in memory is not modified, because the CAST or CASAT either fails its compare or writes the same value back to memory.

For more information about memory ordering semantics, see *Load-Acquire, Store-Release*.

For information about addressing modes, see *Load/Store addressing modes*.

No offset (FEAT_LSUI)

31	30	29	28	27	26	25	24	23	22	21	20	19	18	17	16	15	14	13	12	11	10	9	8	7	6	5	4	3	2	1	0
1	1	0	0	1	0	0	1	1	L	0	Rs				o0	1	1	1	1	1	Rn				Rt						
SZ																Rt2															

Encoding for the CAST variant

Applies when (L == 0 && o0 == 0)

```
CAST <Xs>, <Xt>, [<Xn|SP>{, #0}]
```

Encoding for the CASAT variant

Applies when (L == 1 && o0 == 0)

```
CASAT <Xs>, <Xt>, [<Xn|SP>{, #0}]
```

Encoding for the CASALT variant

Applies when (L == 1 && o0 == 1)

```
CASALT <Xs>, <Xt>, [<Xn|SP>{, #0}]
```

Encoding for the CASLT variant

Applies when (L == 0 && o0 == 1)

```
CASLT <Xs>, <Xt>, [<Xn|SP>{, #0}]
```

Decode for all variants of this encoding

```
if !IsFeatureImplemented(FEAT_LSUI) then EndOfDecode(Decode_UNDEF);
constant integer s = UInt(Rs);
constant integer t = UInt(Rt);
constant integer n = UInt(Rn);
constant boolean acquire = L == '1';
constant boolean release = o0 == '1';
constant boolean tagchecked = n != 31;
```

Assembler Symbols

<Xs>	Is the 64-bit name of the general-purpose register to be compared and loaded, encoded in the "Rs" field.
<Xt>	Is the 64-bit name of the general-purpose register to be conditionally stored, encoded in the "Rt" field.
<Xn SP>	Is the 64-bit name of the general-purpose base register or stack pointer, encoded in the "Rn" field.

Operation

```
bits(64) address;
bits(64) comparevalue;
bits(64) newvalue;

constant boolean privileged = AArch64.IsUnprivAccessPriv();
constant AccessDescriptor accdesc = CreateAccDescAtomicOp(MemAtomicOp_CAS, acquire, release,
tagchecked, privileged);

comparevalue = X[s, 64];
newvalue = X[t, 64];

if n == 31 then
    CheckSPAlignment();
    address = SP[64];
else
    address = X[n, 64];

X[s, 64] = MemAtomic(address, comparevalue, newvalue, accdesc);
```


CB<cc> (immediate)

Compare register with immediate and branch

This instruction compares the value in a register with an immediate, and conditionally branches to a label at a PC-relative offset if the comparison is true. It provides a hint that this is not a subroutine call or return. This instruction does not affect the condition flags.
This instruction is used by the pseudo-instructions [CBGE \(immediate\)](#), [CBHS \(immediate\)](#), [CBLE \(immediate\)](#), and [CBLS \(immediate\)](#).

Branch (FEAT_CMPBR)

31	30	29	28	27	26	25	24	23	22	21	20	19	18	17	16	15	14	13	12	11	10	9	8	7	6	5	4	3	2	1	0
sf		1	1	1	0	1	0	1	cc			imm6						0	imm9									Rt			

Encoding for the 32-bit greater than variant

Applies when (sf == 0 && cc == 000)

CBGT <Wt>, #<imm>, <label>

Encoding for the 32-bit less than variant

Applies when (sf == 0 && cc == 001)

CBLT <Wt>, #<imm>, <label>

Encoding for the 32-bit higher variant

Applies when (sf == 0 && cc == 010)

CBHI <Wt>, #<imm>, <label>

Encoding for the 32-bit lower variant

Applies when (sf == 0 && cc == 011)

CBLO <Wt>, #<imm>, <label>

Encoding for the 32-bit equal variant

Applies when (sf == 0 && cc == 110)

CBEQ <Wt>, #<imm>, <label>

Encoding for the 32-bit not equal variant

Applies when (sf == 0 && cc == 111)

CBNE <Wt>, #<imm>, <label>

Encoding for the 64-bit greater than variant

Applies when (sf == 1 && cc == 000)

CBGT <Xt>, #<imm>, <label>

Encoding for the 64-bit less than variant

Applies when (sf == 1 && cc == 001)

CBLT <Xt>, #<imm>, <label>

Encoding for the 64-bit higher variant

Applies when (sf == 1 && cc == 010)

CBHI <Xt>, #<imm>, <label>

Encoding for the 64-bit lower variant

Applies when (sf == 1 && cc == 011)

CBLO <Xt>, #<imm>, <label>

Encoding for the 64-bit equal variant

Applies when (sf == 1 && cc == 110)

CBEQ <Xt>, #<imm>, <label>

Encoding for the 64-bit not equal variant

Applies when (sf == 1 && cc == 111)

CBNE <Xt>, #<imm>, <label>

Decode for all variants of this encoding

```
if !IsFeatureImplemented(FEAT_CMPBR) then EndOfDecode(Decode_UNDEF);
constant integer datasize = 32 << UInt(sf);
constant integer t = UInt(Rt);
constant bits(64) offset = SignExtend(imm9:'00', 64);
CmpOp op;
boolean unsigned;

case cc of
  when '000' op = Cmp_GT; unsigned = FALSE;
  when '001' op = Cmp_LT; unsigned = FALSE;
  when '010' op = Cmp_GT; unsigned = TRUE;
  when '011' op = Cmp_LT; unsigned = TRUE;
  when '110' op = Cmp_EQ; unsigned = TRUE;
  when '111' op = Cmp_NE; unsigned = TRUE;
  otherwise EndOfDecode(Decode_UNDEF);
constant integer value2 = UInt(imm6);
```

Assembler Symbols

<Wt>	Is the 32-bit name of the general-purpose register to be tested, encoded in the "Rt" field.
<imm>	Is an unsigned immediate, in the range 0 to 63, encoded in the "imm6" field.
<label>	Is the program label to be conditionally branched to. Its offset from the address of this instruction, in the range -1024 to 1020, is encoded as "imm9" times 4.
<Xt>	Is the 64-bit name of the general-purpose register to be tested, encoded in the "Rt" field.

Operation

```
constant bits(datasize) operand1 = X[t, datasize];
constant boolean branch_conditional = TRUE;

constant integer value1 = Int(operand1, unsigned);
boolean cond;
case op of
    when Cmp\_EQ cond = value1 == value2;
    when Cmp\_NE cond = value1 != value2;
    when Cmp\_GE cond = value1 >= value2;
    when Cmp\_LT cond = value1 < value2;
    when Cmp\_GT cond = value1 > value2;
    when Cmp\_LE cond = value1 <= value2;

if cond then
    BranchTo(PC64 + offset, BranchType\_DIR, branch_conditional);
else
    BranchNotTaken(BranchType\_DIR, branch_conditional);
```

Internal version only: aarchmrs v2025-03_rel, pseudocode v2025-03_rel ; Build timestamp: 2025-03-21T17:41

Copyright © 2010-2025 Arm Limited or its affiliates. All rights reserved. This document is Non-Confidential.

CB<cc> (register)

Compare registers and branch

This instruction compares the values in two registers, and conditionally branches to a label at a PC-relative offset if the condition is true. It provides a hint that this is not a subroutine call or return. This instruction does not affect the condition flags.

This instruction is used by the pseudo-instructions [CBLE \(register\)](#), [CBLO \(register\)](#), [CBLS \(register\)](#), and [CBLT \(register\)](#).

Branch (FEAT_CMPBR)

31	30	29	28	27	26	25	24	23	22	21	20	19	18	17	16	15	14	13	12	11	10	9	8	7	6	5	4	3	2	1	0
sf		1	1	1	0	1	0	0	cc			Rm				0	0	imm9							Rt						

Encoding for the 32-bit greater than variant

Applies when (sf == 0 && cc == 000)

CBGT <Wt>, <Wm>, <label>

Encoding for the 32-bit greater than or equal variant

Applies when (sf == 0 && cc == 001)

CBGE <Wt>, <Wm>, <label>

Encoding for the 32-bit higher variant

Applies when (sf == 0 && cc == 010)

CBHI <Wt>, <Wm>, <label>

Encoding for the 32-bit higher or same variant

Applies when (sf == 0 && cc == 011)

CBHS <Wt>, <Wm>, <label>

Encoding for the 32-bit equal variant

Applies when (sf == 0 && cc == 110)

CBEQ <Wt>, <Wm>, <label>

Encoding for the 32-bit not equal variant

Applies when (sf == 0 && cc == 111)

CBNE <Wt>, <Wm>, <label>

Encoding for the 64-bit greater than variant

Applies when (sf == 1 && cc == 000)

CBGT <Xt>, <Xm>, <label>

Encoding for the 64-bit greater than or equal variant

Applies when (sf == 1 && cc == 001)

CBGE <Xt>, <Xm>, <label>

Encoding for the 64-bit higher variant

Applies when (sf == 1 && cc == 010)

CBHI <Xt>, <Xm>, <label>

Encoding for the 64-bit higher or same variant

Applies when (sf == 1 && cc == 011)

CBHS <Xt>, <Xm>, <label>

Encoding for the 64-bit equal variant

Applies when (sf == 1 && cc == 110)

CBEQ <Xt>, <Xm>, <label>

Encoding for the 64-bit not equal variant

Applies when (sf == 1 && cc == 111)

CBNE <Xt>, <Xm>, <label>

Decode for all variants of this encoding

```
if !IsFeatureImplemented(FEAT_CMPBR) then EndOfDecode(Decode_UNDEF);
constant integer datasize = 32 << UInt(sf);
constant integer t = UInt(Rt);
constant integer m = UInt(Rm);
constant bits(64) offset = SignExtend(imm9:'00', 64);
CmpOp op;
boolean unsigned;

case cc of
  when '000' op = Cmp_GT; unsigned = FALSE;
  when '001' op = Cmp_GE; unsigned = FALSE;
  when '010' op = Cmp_GT; unsigned = TRUE;
  when '011' op = Cmp_GE; unsigned = TRUE;
  when '110' op = Cmp_EQ; unsigned = TRUE;
  when '111' op = Cmp_NE; unsigned = TRUE;
  otherwise EndOfDecode(Decode_UNDEF);
```

Assembler Symbols

<Wt>	Is the 32-bit name of the general-purpose register to be tested, encoded in the "Rt" field.
<Wm>	Is the 32-bit name of the second general-purpose source register, encoded in the "Rm" field.
<label>	Is the program label to be conditionally branched to. Its offset from the address of this instruction, in the range -1024 to 1020, is encoded as "imm9" times 4.
<Xt>	Is the 64-bit name of the general-purpose register to be tested, encoded in the "Rt" field.
<Xm>	Is the 64-bit name of the second general-purpose source register, encoded in the "Rm" field.

Operation

```
constant bits(datasize) operand1 = X[t, datasize];
constant bits(datasize) operand2 = X[m, datasize];
constant boolean branch_conditional = TRUE;

boolean cond;
constant integer value1 = Int(operand1, unsigned);
constant integer value2 = Int(operand2, unsigned);
case op of
    when Cmp\_EQ cond = value1 == value2;
    when Cmp\_NE cond = value1 != value2;
    when Cmp\_GE cond = value1 >= value2;
    when Cmp\_LT cond = value1 < value2;
    when Cmp\_GT cond = value1 > value2;
    when Cmp\_LE cond = value1 <= value2;

if cond then
    BranchTo(PC64 + offset, BranchType\_DIR, branch_conditional);
else
    BranchNotTaken(BranchType\_DIR, branch_conditional);
```

Internal version only: aarchmrs v2025-03_rel, pseudocode v2025-03_rel ; Build timestamp: 2025-03-21T17:41

Copyright © 2010-2025 Arm Limited or its affiliates. All rights reserved. This document is Non-Confidential.

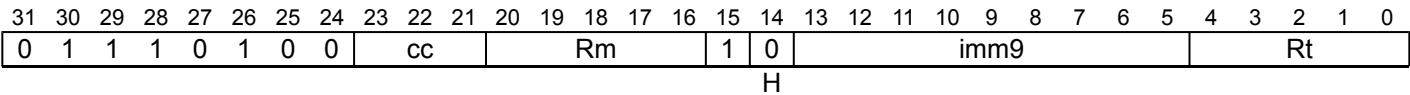
CBB<cc>

Compare bytes and branch

This instruction compares the byte values in two registers, and conditionally branches to a label at a PC-relative offset if the condition is true. It provides a hint that this is not a subroutine call or return. This instruction does not affect the condition flags.

This instruction is used by the pseudo-instructions [CBBLE](#), [CBBLO](#), [CBBLS](#), and [CBBLT](#).

Branch
(FEAT_CMPBR)



Encoding for the Greater than variant

Applies when (cc == 000)

```
CBBGT <Wt>, <Wm>, <label>
```

Encoding for the Greater than or equal variant

Applies when (cc == 001)

```
CBBGE <Wt>, <Wm>, <label>
```

Encoding for the Higher variant

Applies when (cc == 010)

```
CBBHI <Wt>, <Wm>, <label>
```

Encoding for the Higher or same variant

Applies when (cc == 011)

```
CBBHS <Wt>, <Wm>, <label>
```

Encoding for the Equal variant

Applies when (cc == 110)

```
CBBEQ <Wt>, <Wm>, <label>
```

Encoding for the Not equal variant

Applies when (cc == 111)

```
CBBNE <Wt>, <Wm>, <label>
```

Decode for all variants of this encoding

```
if !IsFeatureImplemented(FEAT_CMPBR) then EndOfDecode(Decode_UNDEF);
constant integer datasize = 8 << UInt(H);
constant integer t = UInt(Rt);
constant integer m = UInt(Rm);
constant bits(64) offset = SignExtend(imm9:'00', 64);
CmpOp op;
boolean unsigned;

case cc of
  when '000' op = Cmp_GT; unsigned = FALSE;
  when '001' op = Cmp_GE; unsigned = FALSE;
  when '010' op = Cmp_GT; unsigned = TRUE;
  when '011' op = Cmp_GE; unsigned = TRUE;
  when '110' op = Cmp_EQ; unsigned = TRUE;
  when '111' op = Cmp_NE; unsigned = TRUE;
  otherwise EndOfDecode(Decode_UNDEF);
```

Assembler Symbols

<Wt>	Is the 32-bit name of the general-purpose register to be tested, encoded in the "Rt" field.
<Wm>	Is the 32-bit name of the second general-purpose source register, encoded in the "Rm" field.
<label>	Is the program label to be conditionally branched to. Its offset from the address of this instruction, in the range -1024 to 1020, is encoded as "imm9" times 4.

Operation

```
constant bits(datasize) operand1 = X[t, datasize];
constant bits(datasize) operand2 = X[m, datasize];
constant boolean branch_conditional = TRUE;

boolean cond;
constant integer value1 = Int(operand1, unsigned);
constant integer value2 = Int(operand2, unsigned);
case op of
    when Cmp\_EQ cond = value1 == value2;
    when Cmp\_NE cond = value1 != value2;
    when Cmp\_GE cond = value1 >= value2;
    when Cmp\_LT cond = value1 < value2;
    when Cmp\_GT cond = value1 > value2;
    when Cmp\_LE cond = value1 <= value2;

if cond then
    BranchTo(PC64 + offset, BranchType\_DIR, branch_conditional);
else
    BranchNotTaken(BranchType\_DIR, branch_conditional);
```

Internal version only: aarchmrs v2025-03_rel, pseudocode v2025-03_rel ; Build timestamp: 2025-03-21T17:41

Copyright © 2010-2025 Arm Limited or its affiliates. All rights reserved. This document is Non-Confidential.

CBBLE

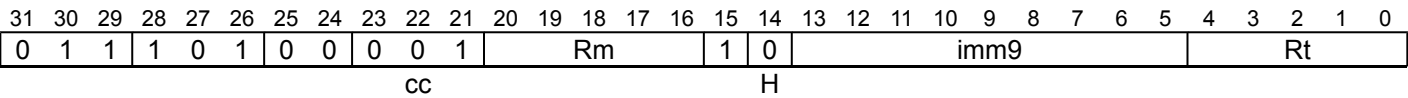
Compare signed less than or equal bytes and branch

This instruction compares the signed byte values in two registers, and conditionally branches to a label at a PC-relative offset if the second value is less than or equal to the first. It provides a hint that this is not a subroutine call or return. This instruction does not affect the condition flags.

This is a pseudo-instruction of [CBB<cc>](#). This means:

- The encodings in this description are named to match the encodings of [CBB<cc>](#).
- The assembler syntax is used only for assembly, and is not used on disassembly.
- The description of [CBB<cc>](#) gives the operational pseudocode, any CONSTRAINED UNPREDICTABLE behavior, and any operational information for this instruction.

Branch (FEAT_CMPBR)



Encoding for the Greater than or equal variant

CBBLE <Wm>, <Wt>, <label>

is equivalent to

CBBGE <Wt>, <Wm>, <label>

Assembler Symbols

- <Wm> Is the 32-bit name of the second general-purpose source register, encoded in the "Rm" field.
- <Wt> Is the 32-bit name of the general-purpose register to be tested, encoded in the "Rt" field.
- <label> Is the program label to be conditionally branched to. Its offset from the address of this instruction, in the range -1024 to 1020, is encoded as "imm9" times 4.

Operation

The description of [CBB<cc>](#) gives the operational pseudocode for this instruction.

CBBLO

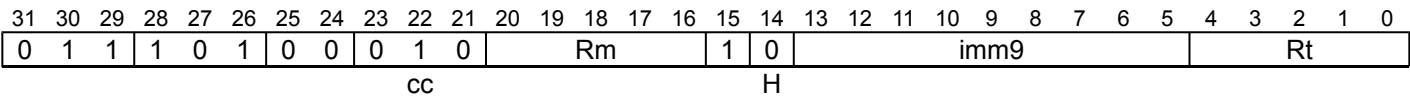
Compare unsigned lower than bytes and branch

This instruction compares the unsigned byte values in two registers, and conditionally branches to a label at a PC-relative offset if the second value is lower than the first. It provides a hint that this is not a subroutine call or return. This instruction does not affect the condition flags.

This is a pseudo-instruction of [CBB<cc>](#). This means:

- The encodings in this description are named to match the encodings of [CBB<cc>](#).
- The assembler syntax is used only for assembly, and is not used on disassembly.
- The description of [CBB<cc>](#) gives the operational pseudocode, any CONSTRAINED UNPREDICTABLE behavior, and any operational information for this instruction.

Branch (FEAT_CMPBR)



Encoding for the Higher variant

CBBLO <Wm>, <Wt>, <label>

is equivalent to

CBBHI <Wt>, <Wm>, <label>

Assembler Symbols

- <Wm>
- Is the 32-bit name of the second general-purpose source register, encoded in the "Rm" field.
- <Wt>
- Is the 32-bit name of the general-purpose register to be tested, encoded in the "Rt" field.
- <label>
- Is the program label to be conditionally branched to. Its offset from the address of this instruction, in the range -1024 to 1020, is encoded as "imm9" times 4.

Operation

The description of [CBB<cc>](#) gives the operational pseudocode for this instruction.

CBBLS

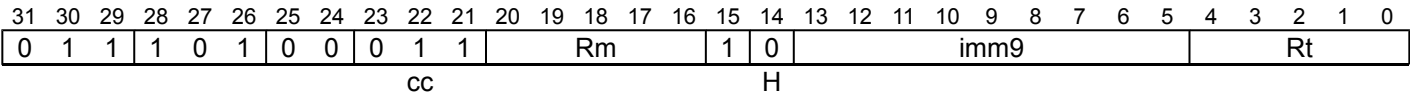
Compare unsigned lower than or equal bytes and branch

This instruction compares the unsigned byte values in two registers, and conditionally branches to a label at a PC-relative offset if the second value is lower than or equal to the first. It provides a hint that this is not a subroutine call or return. This instruction does not affect the condition flags.

This is a pseudo-instruction of [CBB<cc>](#). This means:

- The encodings in this description are named to match the encodings of [CBB<cc>](#).
- The assembler syntax is used only for assembly, and is not used on disassembly.
- The description of [CBB<cc>](#) gives the operational pseudocode, any CONSTRAINED UNPREDICTABLE behavior, and any operational information for this instruction.

Branch (FEAT_CMPBR)



Encoding for the Higher or same variant

CBBLS <Wm>, <Wt>, <label>

is equivalent to

CBBHS <Wt>, <Wm>, <label>

Assembler Symbols

- <Wm>
- Is the 32-bit name of the second general-purpose source register, encoded in the "Rm" field.
- <Wt>
- Is the 32-bit name of the general-purpose register to be tested, encoded in the "Rt" field.
- <label>
- Is the program label to be conditionally branched to. Its offset from the address of this instruction, in the range -1024 to 1020, is encoded as "imm9" times 4.

Operation

The description of [CBB<cc>](#) gives the operational pseudocode for this instruction.

CBBLT

Compare signed less than bytes and branch

This instruction compares the signed byte values in two registers, and conditionally branches to a label at a PC-relative offset if the second value is less than the first. It provides a hint that this is not a subroutine call or return. This instruction does not affect the condition flags.

This is a pseudo-instruction of [CBB<cc>](#). This means:

- The encodings in this description are named to match the encodings of [CBB<cc>](#).
- The assembler syntax is used only for assembly, and is not used on disassembly.
- The description of [CBB<cc>](#) gives the operational pseudocode, any CONSTRAINED UNPREDICTABLE behavior, and any operational information for this instruction.

Branch (FEAT_CMPBR)

31	30	29	28	27	26	25	24	23	22	21	20	19	18	17	16	15	14	13	12	11	10	9	8	7	6	5	4	3	2	1	0
0	1	1	1	0	1	0	0	0	0	0	Rm				1	0	imm9								Rt						
cc												H																			

Encoding for the Greater than variant

CBBLT <Wm>, <Wt>, <label>

is equivalent to

CBBGT <Wt>, <Wm>, <label>

Assembler Symbols

- <Wm>
- Is the 32-bit name of the second general-purpose source register, encoded in the "Rm" field.
- <Wt>
- Is the 32-bit name of the general-purpose register to be tested, encoded in the "Rt" field.
- <label>
- Is the program label to be conditionally branched to. Its offset from the address of this instruction, in the range -1024 to 1020, is encoded as "imm9" times 4.

Operation

The description of [CBB<cc>](#) gives the operational pseudocode for this instruction.

CBGE (immediate)

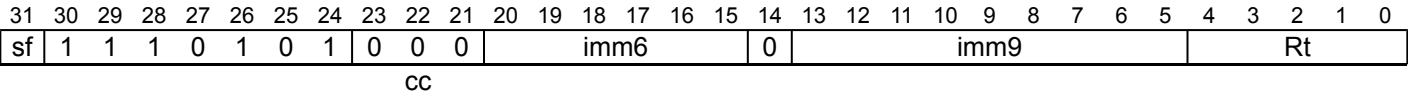
Compare signed greater than or equal immediate and branch

This instruction compares the signed value in a register with an immediate, and conditionally branches to a label at a PC-relative offset if the register value is greater than or equal to the immediate. It provides a hint that this is not a subroutine call or return. This instruction does not affect the condition flags.

This is a pseudo-instruction of [CB<cc> \(immediate\)](#). This means:

- The encodings in this description are named to match the encodings of [CB<cc> \(immediate\)](#).
- The assembler syntax is used only for assembly, and is not used on disassembly.
- The description of [CB<cc> \(immediate\)](#) gives the operational pseudocode, any CONSTRAINED UNPREDICTABLE behavior, and any operational information for this instruction.

Branch (FEAT_CMPBR)



Encoding for the 32-bit greater than variant

Applies when (sf == 0)

CBGE <Wt>, #<immp1>, <label>

is equivalent to

CBGT <Wt>, #<imm>, <label>

Encoding for the 64-bit greater than variant

Applies when (sf == 1)

CBGE <Xt>, #<immp1>, <label>

is equivalent to

CBGT <Xt>, #<imm>, <label>

Assembler Symbols

- | | |
|---------|--|
| <Wt> | Is the 32-bit name of the general-purpose register to be tested, encoded in the "Rt" field. |
| <immp1> | Is an unsigned immediate, in the range 1 to 64, encoded as "imm6" plus 1. |
| <label> | Is the program label to be conditionally branched to. Its offset from the address of this instruction, in the range -1024 to 1020, is encoded as "imm9" times 4. |
| <Xt> | Is the 64-bit name of the general-purpose register to be tested, encoded in the "Rt" field. |

Operation

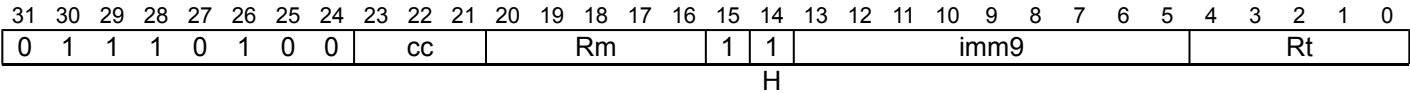
The description of [CB<cc> \(immediate\)](#) gives the operational pseudocode for this instruction.

CBH<cc>

Compare halfwords and branch

This instruction compares the halfword values in two registers, and conditionally branches to a label at a PC-relative offset if the condition is true. It provides a hint that this is not a subroutine call or return. This instruction does not affect the condition flags.
This instruction is used by the pseudo-instructions [CBHLE](#), [CBHLO](#), [CBHLS](#), and [CBHLT](#).

Branch
(FEAT_CMPBR)



Encoding for the Greater than variant

Applies when (cc == 000)

```
CBHGT <Wt>, <Wm>, <label>
```

Encoding for the Greater than or equal variant

Applies when (cc == 001)

```
CBHGE <Wt>, <Wm>, <label>
```

Encoding for the Higher variant

Applies when (cc == 010)

```
CBHHI <Wt>, <Wm>, <label>
```

Encoding for the Higher or same variant

Applies when (cc == 011)

```
CBHHS <Wt>, <Wm>, <label>
```

Encoding for the Equal variant

Applies when (cc == 110)

```
CBHEQ <Wt>, <Wm>, <label>
```

Encoding for the Not equal variant

Applies when (cc == 111)

```
CBHNE <Wt>, <Wm>, <label>
```

Decode for all variants of this encoding

```
if !IsFeatureImplemented(FEAT_CMPBR) then EndOfDecode(Decode_UNDEF);
constant integer datasize = 8 << UInt(H);
constant integer t = UInt(Rt);
constant integer m = UInt(Rm);
constant bits(64) offset = SignExtend(imm9:'00', 64);
CmpOp op;
boolean unsigned;

case cc of
  when '000' op = Cmp_GT; unsigned = FALSE;
  when '001' op = Cmp_GE; unsigned = FALSE;
  when '010' op = Cmp_GT; unsigned = TRUE;
  when '011' op = Cmp_GE; unsigned = TRUE;
  when '110' op = Cmp_EQ; unsigned = TRUE;
  when '111' op = Cmp_NE; unsigned = TRUE;
  otherwise EndOfDecode(Decode_UNDEF);
```

Assembler Symbols

<Wt>	Is the 32-bit name of the general-purpose register to be tested, encoded in the "Rt" field.
<Wm>	Is the 32-bit name of the second general-purpose source register, encoded in the "Rm" field.
<label>	Is the program label to be conditionally branched to. Its offset from the address of this instruction, in the range -1024 to 1020, is encoded as "imm9" times 4.

Operation

```
constant bits(datasize) operand1 = X[t, datasize];
constant bits(datasize) operand2 = X[m, datasize];
constant boolean branch_conditional = TRUE;

boolean cond;
constant integer value1 = Int(operand1, unsigned);
constant integer value2 = Int(operand2, unsigned);
case op of
  when Cmp\_EQ cond = value1 == value2;
  when Cmp\_NE cond = value1 != value2;
  when Cmp\_GE cond = value1 >= value2;
  when Cmp\_LT cond = value1 < value2;
  when Cmp\_GT cond = value1 > value2;
  when Cmp\_LE cond = value1 <= value2;

if cond then
  BranchTo(PC64 + offset, BranchType\_DIR, branch_conditional);
else
  BranchNotTaken(BranchType\_DIR, branch_conditional);
```

Internal version only: aarchmrs v2025-03_rel, pseudocode v2025-03_rel ; Build timestamp: 2025-03-21T17:41

Copyright © 2010-2025 Arm Limited or its affiliates. All rights reserved. This document is Non-Confidential.

CBHLE

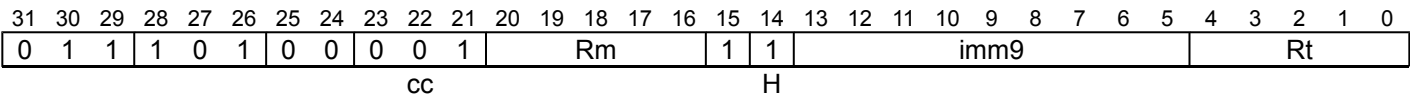
Compare signed less than or equal halfwords and branch

This instruction compares the signed halfword values in two registers, and conditionally branches to a label at a PC-relative offset if the second value is less than or equal to the first. It provides a hint that this is not a subroutine call or return. This instruction does not affect the condition flags.

This is a pseudo-instruction of [CBH<cc>](#). This means:

- The encodings in this description are named to match the encodings of [CBH<cc>](#).
- The assembler syntax is used only for assembly, and is not used on disassembly.
- The description of [CBH<cc>](#) gives the operational pseudocode, any CONSTRAINED UNPREDICTABLE behavior, and any operational information for this instruction.

Branch (FEAT_CMPBR)



Encoding for the Greater than or equal variant

CBHLE <Wm>, <Wt>, <label>

is equivalent to

CBHGE <Wt>, <Wm>, <label>

Assembler Symbols

- <Wm> Is the 32-bit name of the second general-purpose source register, encoded in the "Rm" field.
- <Wt> Is the 32-bit name of the general-purpose register to be tested, encoded in the "Rt" field.
- <label> Is the program label to be conditionally branched to. Its offset from the address of this instruction, in the range -1024 to 1020, is encoded as "imm9" times 4.

Operation

The description of [CBH<cc>](#) gives the operational pseudocode for this instruction.

CBHLO

Compare unsigned lower than halfwords and branch

This instruction compares the unsigned halfword values in two registers, and conditionally branches to a label at a PC-relative offset if the second value is lower than the first. It provides a hint that this is not a subroutine call or return. This instruction does not affect the condition flags.

This is a pseudo-instruction of [CBH<cc>](#). This means:

- The encodings in this description are named to match the encodings of [CBH<cc>](#).
- The assembler syntax is used only for assembly, and is not used on disassembly.
- The description of [CBH<cc>](#) gives the operational pseudocode, any CONSTRAINED UNPREDICTABLE behavior, and any operational information for this instruction.

Branch (FEAT_CMPBR)

31	30	29	28	27	26	25	24	23	22	21	20	19	18	17	16	15	14	13	12	11	10	9	8	7	6	5	4	3	2	1	0
0	1	1	1	0	1	0	0	0	1	0	Rm				1	1	imm9								Rt						
cc										H																					

Encoding for the Higher variant

CBHLO <Wm>, <Wt>, <label>

is equivalent to

CBHHI <Wt>, <Wm>, <label>

Assembler Symbols

- <Wm>
- Is the 32-bit name of the second general-purpose source register, encoded in the "Rm" field.
- <Wt>
- Is the 32-bit name of the general-purpose register to be tested, encoded in the "Rt" field.
- <label>
- Is the program label to be conditionally branched to. Its offset from the address of this instruction, in the range -1024 to 1020, is encoded as "imm9" times 4.

Operation

The description of [CBH<cc>](#) gives the operational pseudocode for this instruction.

CBHLS

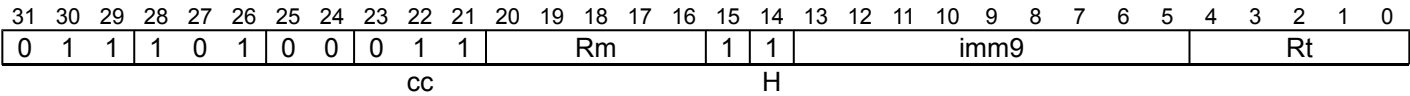
Compare unsigned lower than or equal halfwords and branch

This instruction compares the unsigned halfword values in two registers, and conditionally branches to a label at a PC-relative offset if the second value is lower than or equal to the first. It provides a hint that this is not a subroutine call or return. This instruction does not affect the condition flags.

This is a pseudo-instruction of [CBH<cc>](#). This means:

- The encodings in this description are named to match the encodings of [CBH<cc>](#).
- The assembler syntax is used only for assembly, and is not used on disassembly.
- The description of [CBH<cc>](#) gives the operational pseudocode, any CONSTRAINED UNPREDICTABLE behavior, and any operational information for this instruction.

Branch (FEAT_CMPBR)



Encoding for the Higher or same variant

CBHLS [<Wm>](#), [<Wt>](#), [<label>](#)

is equivalent to

[CBHHS](#) [<Wt>](#), [<Wm>](#), [<label>](#)

Assembler Symbols

- <Wm>

Is the 32-bit name of the second general-purpose source register, encoded in the "Rm" field.
- <Wt>

Is the 32-bit name of the general-purpose register to be tested, encoded in the "Rt" field.
- <label>

Is the program label to be conditionally branched to. Its offset from the address of this instruction, in the range -1024 to 1020, is encoded as "imm9" times 4.

Operation

The description of [CBH<cc>](#) gives the operational pseudocode for this instruction.

CBHLT

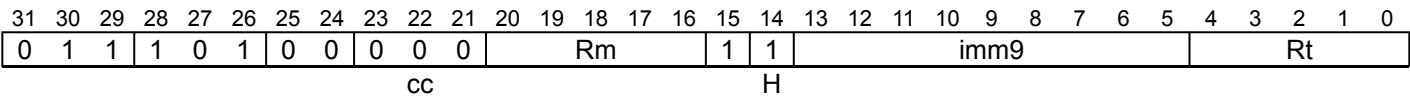
Compare signed less than halfwords and branch

This instruction compares the signed halfword values in two registers, and conditionally branches to a label at a PC-relative offset if the second value is less than the first. It provides a hint that this is not a subroutine call or return. This instruction does not affect the condition flags.

This is a pseudo-instruction of [CBH<cc>](#). This means:

- The encodings in this description are named to match the encodings of [CBH<cc>](#).
- The assembler syntax is used only for assembly, and is not used on disassembly.
- The description of [CBH<cc>](#) gives the operational pseudocode, any CONSTRAINED UNPREDICTABLE behavior, and any operational information for this instruction.

Branch (FEAT_CMPBR)



Encoding for the Greater than variant

CBHLT <Wm>, <Wt>, <label>

is equivalent to

CBHGT <Wt>, <Wm>, <label>

Assembler Symbols

- <Wm> Is the 32-bit name of the second general-purpose source register, encoded in the "Rm" field.
- <Wt> Is the 32-bit name of the general-purpose register to be tested, encoded in the "Rt" field.
- <label> Is the program label to be conditionally branched to. Its offset from the address of this instruction, in the range -1024 to 1020, is encoded as "imm9" times 4.

Operation

The description of [CBH<cc>](#) gives the operational pseudocode for this instruction.

CBHS (immediate)

Compare unsigned greater than or equal immediate and branch

This instruction compares the unsigned value in a register with an immediate, and conditionally branches to a label at a PC-relative offset if the register value is greater than or equal to the immediate. It provides a hint that this is not a subroutine call or return. This instruction does not affect the condition flags.

This is a pseudo-instruction of [CB<cc> \(immediate\)](#). This means:

- The encodings in this description are named to match the encodings of [CB<cc> \(immediate\)](#).
- The assembler syntax is used only for assembly, and is not used on disassembly.
- The description of [CB<cc> \(immediate\)](#) gives the operational pseudocode, any CONSTRAINED UNPREDICTABLE behavior, and any operational information for this instruction.

Branch (FEAT_CMPBR)

31	30	29	28	27	26	25	24	23	22	21	20	19	18	17	16	15	14	13	12	11	10	9	8	7	6	5	4	3	2	1	0
sf	1	1	1	0	1	0	1	0	1	0	imm6						0	imm9									Rt				
cc																															

Encoding for the 32-bit higher variant

Applies when (sf == 0)

CBHS <Wt>, #<immp1>, <label>

is equivalent to

CBHI <Wt>, #<imm>, <label>

Encoding for the 64-bit higher variant

Applies when (sf == 1)

CBHS <Xt>, #<immp1>, <label>

is equivalent to

CBHI <Xt>, #<imm>, <label>

Assembler Symbols

- | | |
|---------|--|
| <Wt> | Is the 32-bit name of the general-purpose register to be tested, encoded in the "Rt" field. |
| <immp1> | Is an unsigned immediate, in the range 1 to 64, encoded as "imm6" plus 1. |
| <label> | Is the program label to be conditionally branched to. Its offset from the address of this instruction, in the range -1024 to 1020, is encoded as "imm9" times 4. |
| <Xt> | Is the 64-bit name of the general-purpose register to be tested, encoded in the "Rt" field. |

Operation

The description of [CB<cc> \(immediate\)](#) gives the operational pseudocode for this instruction.

CBLE (immediate)

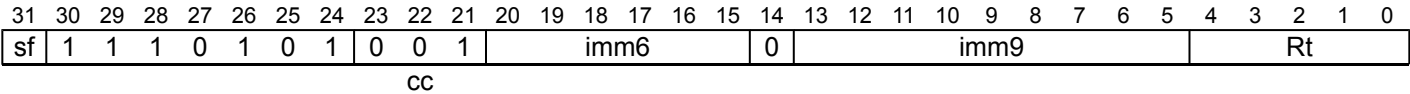
Compare signed less than or equal immediate and branch

This instruction compares the signed value in a register with an immediate, and conditionally branches to a label at a PC-relative offset if the register value is less than or equal to the immediate. It provides a hint that this is not a subroutine call or return. This instruction does not affect the condition flags.

This is a pseudo-instruction of [CB<cc> \(immediate\)](#). This means:

- The encodings in this description are named to match the encodings of [CB<cc> \(immediate\)](#).
- The assembler syntax is used only for assembly, and is not used on disassembly.
- The description of [CB<cc> \(immediate\)](#) gives the operational pseudocode, any CONSTRAINED UNPREDICTABLE behavior, and any operational information for this instruction.

Branch
(FEAT_CMPBR)



Encoding for the 32-bit less than variant

Applies when (sf == 0)

CBLE <Wt>, #<imms1>, <label>

is equivalent to

CBLT <Wt>, #<imm>, <label>

Encoding for the 64-bit less than variant

Applies when (sf == 1)

CBLE <Xt>, #<imms1>, <label>

is equivalent to

CBLT <Xt>, #<imm>, <label>

Assembler Symbols

- <Wt>

Is the 32-bit name of the general-purpose register to be tested, encoded in the "Rt" field.
- <imms1>

Is a signed immediate, in the range -1 to 62, encoded as "imm6" minus 1.
- <label>

Is the program label to be conditionally branched to. Its offset from the address of this instruction, in the range -1024 to 1020, is encoded as "imm9" times 4.
- <Xt>

Is the 64-bit name of the general-purpose register to be tested, encoded in the "Rt" field.

Operation

The description of [CB<cc> \(immediate\)](#) gives the operational pseudocode for this instruction.

CBLE (register)

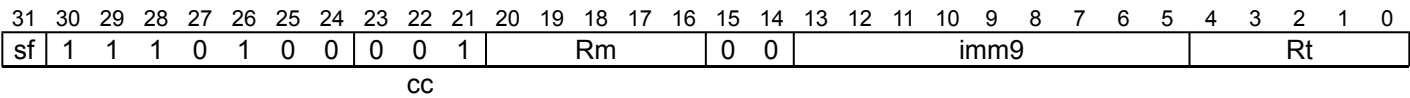
Compare signed less than or equal register and branch

This instruction compares the signed values in two registers, and conditionally branches to a label at a PC-relative offset if the second value is less than or equal to the first. It provides a hint that this is not a subroutine call or return. This instruction does not affect the condition flags.

This is a pseudo-instruction of [CB<cc> \(register\)](#). This means:

- The encodings in this description are named to match the encodings of [CB<cc> \(register\)](#).
- The assembler syntax is used only for assembly, and is not used on disassembly.
- The description of [CB<cc> \(register\)](#) gives the operational pseudocode, any CONSTRAINED UNPREDICTABLE behavior, and any operational information for this instruction.

Branch
(FEAT_CMPBR)



Encoding for the 32-bit greater than or equal variant

Applies when (sf == 0)

```
CBLE <Wm>, <Wt>, <label>
```

is equivalent to

```
CBGE <Wt>, <Wm>, <label>
```

Encoding for the 64-bit greater than or equal variant

Applies when (sf == 1)

```
CBLE <Xm>, <Xt>, <label>
```

is equivalent to

```
CBGE <Xt>, <Xm>, <label>
```

Assembler Symbols

- <Wm> Is the 32-bit name of the second general-purpose source register, encoded in the "Rm" field.
- <Wt> Is the 32-bit name of the general-purpose register to be tested, encoded in the "Rt" field.
- <label> Is the program label to be conditionally branched to. Its offset from the address of this instruction, in the range -1024 to 1020, is encoded as "imm9" times 4.
- <Xm> Is the 64-bit name of the second general-purpose source register, encoded in the "Rm" field.
- <Xt> Is the 64-bit name of the general-purpose register to be tested, encoded in the "Rt" field.

Operation

The description of [CB<cc> \(register\)](#) gives the operational pseudocode for this instruction.

CBLO (register)

Compare unsigned lower than register and branch

This instruction compares the unsigned values in two registers, and conditionally branches to a label at a PC-relative offset if the second value is lower than the first. It provides a hint that this is not a subroutine call or return. This instruction does not affect the condition flags.

This is a pseudo-instruction of [CB<cc> \(register\)](#). This means:

- The encodings in this description are named to match the encodings of [CB<cc> \(register\)](#).
- The assembler syntax is used only for assembly, and is not used on disassembly.
- The description of [CB<cc> \(register\)](#) gives the operational pseudocode, any CONSTRAINED UNPREDICTABLE behavior, and any operational information for this instruction.

Branch (FEAT_CMPBR)

31	30	29	28	27	26	25	24	23	22	21	20	19	18	17	16	15	14	13	12	11	10	9	8	7	6	5	4	3	2	1	0
sf	1	1	1	0	1	0	0	0	1	0	Rm				0	0	imm9								Rt						
cc																															

Encoding for the 32-bit higher variant

Applies when (sf == 0)

CBLO <Wm>, <Wt>, <label>

is equivalent to

CBHI <Wt>, <Wm>, <label>

Encoding for the 64-bit higher variant

Applies when (sf == 1)

CBLO <Xm>, <Xt>, <label>

is equivalent to

CBHI <Xt>, <Xm>, <label>

Assembler Symbols

<Wm>	Is the 32-bit name of the second general-purpose source register, encoded in the "Rm" field.
<Wt>	Is the 32-bit name of the general-purpose register to be tested, encoded in the "Rt" field.
<label>	Is the program label to be conditionally branched to. Its offset from the address of this instruction, in the range -1024 to 1020, is encoded as "imm9" times 4.
<Xm>	Is the 64-bit name of the second general-purpose source register, encoded in the "Rm" field.
<Xt>	Is the 64-bit name of the general-purpose register to be tested, encoded in the "Rt" field.

Operation

The description of [CB<cc> \(register\)](#) gives the operational pseudocode for this instruction.

CBLS (immediate)

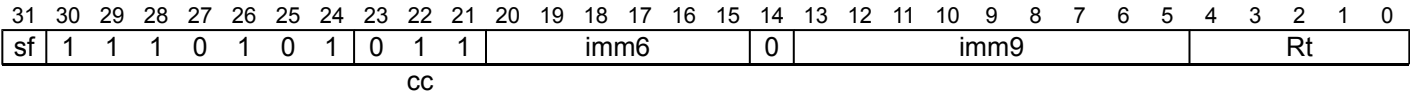
Compare unsigned lower than or equal immediate and branch

This instruction compares the unsigned value in a register with an immediate, and conditionally branches to a label at a PC-relative offset if the register value is lower than or equal to the immediate. It provides a hint that this is not a subroutine call or return. This instruction does not affect the condition flags.

This is a pseudo-instruction of [CB<cc> \(immediate\)](#). This means:

- The encodings in this description are named to match the encodings of [CB<cc> \(immediate\)](#).
- The assembler syntax is used only for assembly, and is not used on disassembly.
- The description of [CB<cc> \(immediate\)](#) gives the operational pseudocode, any CONSTRAINED UNPREDICTABLE behavior, and any operational information for this instruction.

Branch
(FEAT_CMPBR)



Encoding for the 32-bit lower variant

Applies when (sf == 0)

CBLS <Wt>, #<imms1>, <label>

is equivalent to

CBLO <Wt>, #<imm>, <label>

Encoding for the 64-bit lower variant

Applies when (sf == 1)

CBLS <Xt>, #<imms1>, <label>

is equivalent to

CBLO <Xt>, #<imm>, <label>

Assembler Symbols

- <Wt>

Is the 32-bit name of the general-purpose register to be tested, encoded in the "Rt" field.
- <imms1>

Is a signed immediate, in the range -1 to 62, encoded as "imm6" minus 1.
- <label>

Is the program label to be conditionally branched to. Its offset from the address of this instruction, in the range -1024 to 1020, is encoded as "imm9" times 4.
- <Xt>

Is the 64-bit name of the general-purpose register to be tested, encoded in the "Rt" field.

Operation

The description of [CB<cc> \(immediate\)](#) gives the operational pseudocode for this instruction.

CBLS (register)

Compare unsigned lower than or equal register and branch

This instruction compares the unsigned values in two registers, and conditionally branches to a label at a PC-relative offset if the second value is lower than or equal to the first. It provides a hint that this is not a subroutine call or return. This instruction does not affect the condition flags.

This is a pseudo-instruction of [CB<cc> \(register\)](#). This means:

- The encodings in this description are named to match the encodings of [CB<cc> \(register\)](#).
- The assembler syntax is used only for assembly, and is not used on disassembly.
- The description of [CB<cc> \(register\)](#) gives the operational pseudocode, any CONSTRAINED UNPREDICTABLE behavior, and any operational information for this instruction.

Branch (FEAT_CMPBR)

31	30	29	28	27	26	25	24	23	22	21	20	19	18	17	16	15	14	13	12	11	10	9	8	7	6	5	4	3	2	1	0
sf	1	1	1	0	1	0	0	0	1	1	Rm				0	0	imm9								Rt						
cc																															

Encoding for the 32-bit higher or same variant

Applies when (sf == 0)

CBLS <Wm>, <Wt>, <label>

is equivalent to

CBHS <Wt>, <Wm>, <label>

Encoding for the 64-bit higher or same variant

Applies when (sf == 1)

CBLS <Xm>, <Xt>, <label>

is equivalent to

CBHS <Xt>, <Xm>, <label>

Assembler Symbols

- | | |
|---------|--|
| <Wm> | Is the 32-bit name of the second general-purpose source register, encoded in the "Rm" field. |
| <Wt> | Is the 32-bit name of the general-purpose register to be tested, encoded in the "Rt" field. |
| <label> | Is the program label to be conditionally branched to. Its offset from the address of this instruction, in the range -1024 to 1020, is encoded as "imm9" times 4. |
| <Xm> | Is the 64-bit name of the second general-purpose source register, encoded in the "Rm" field. |
| <Xt> | Is the 64-bit name of the general-purpose register to be tested, encoded in the "Rt" field. |

Operation

The description of [CB<cc> \(register\)](#) gives the operational pseudocode for this instruction.

CBLT (register)

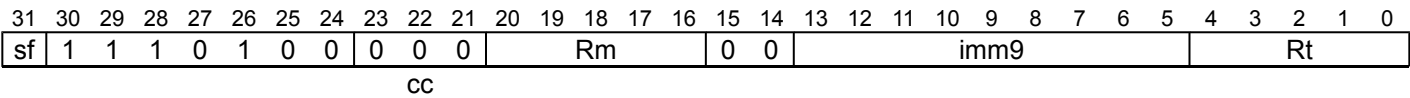
Compare signed less than register and branch

This instruction compares the signed values in two registers, and conditionally branches to a label at a PC-relative offset if the second value is less than the first. It provides a hint that this is not a subroutine call or return. This instruction does not affect the condition flags.

This is a pseudo-instruction of [CB<cc> \(register\)](#). This means:

- The encodings in this description are named to match the encodings of [CB<cc> \(register\)](#).
- The assembler syntax is used only for assembly, and is not used on disassembly.
- The description of [CB<cc> \(register\)](#) gives the operational pseudocode, any CONSTRAINED UNPREDICTABLE behavior, and any operational information for this instruction.

Branch (FEAT_CMPBR)



Encoding for the 32-bit greater than variant

Applies when (sf == 0)

CBLT <Wm>, <Wt>, <label>

is equivalent to

CBGT <Wt>, <Wm>, <label>

Encoding for the 64-bit greater than variant

Applies when (sf == 1)

CBLT <Xm>, <Xt>, <label>

is equivalent to

CBGT <Xt>, <Xm>, <label>

Assembler Symbols

- <Wm>
- Is the 32-bit name of the second general-purpose source register, encoded in the "Rm" field.
- <Wt>
- Is the 32-bit name of the general-purpose register to be tested, encoded in the "Rt" field.
- <label>
- Is the program label to be conditionally branched to. Its offset from the address of this instruction, in the range -1024 to 1020, is encoded as "imm9" times 4.
- <Xm>
- Is the 64-bit name of the second general-purpose source register, encoded in the "Rm" field.
- <Xt>
- Is the 64-bit name of the general-purpose register to be tested, encoded in the "Rt" field.

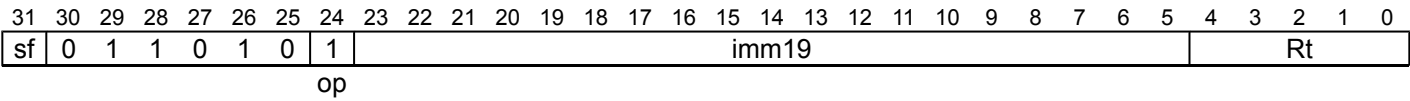
Operation

The description of [CB<cc> \(register\)](#) gives the operational pseudocode for this instruction.

CBNZ

Compare and branch on nonzero

This instruction compares the value in a register with zero, and conditionally branches to a label at a PC-relative offset if the comparison is not equal. It provides a hint that this is not a subroutine call or return. This instruction does not affect the condition flags.



Encoding for the 32-bit variant

Applies when (sf == 0)

```
CBNZ <Wt>, <label>
```

Encoding for the 64-bit variant

Applies when (sf == 1)

```
CBNZ <Xt>, <label>
```

Decode for all variants of this encoding

```
constant integer t = UInt(Rt);
constant integer datasize = 32 << UInt(sf);
constant bits(64) offset = SignExtend(imm19:'00', 64);
```

Assembler Symbols

- <Wt> Is the 32-bit name of the general-purpose register to be tested, encoded in the "Rt" field.
- <label> Is the program label to be conditionally branched to. Its offset from the address of this instruction, in the range +/-1MB, is encoded as "imm19" times 4.
- <Xt> Is the 64-bit name of the general-purpose register to be tested, encoded in the "Rt" field.

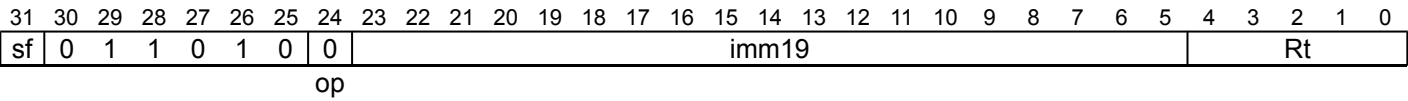
Operation

```
constant boolean branch_conditional = TRUE;
constant bits(datasize) operand1 = X[t, datasize];
if !IsZero(operand1) then
    BranchTo(PC64 + offset, BranchType_DIR, branch_conditional);
else
    BranchNotTaken(BranchType_DIR, branch_conditional);
```

CBZ

Compare and branch on zero

This instruction compares the value in a register with zero, and conditionally branches to a label at a PC-relative offset if the comparison is equal. It provides a hint that this is not a subroutine call or return. This instruction does not affect condition flags.



Encoding for the 32-bit variant

Applies when (sf == 0)

```
CBZ <Wt>, <label>
```

Encoding for the 64-bit variant

Applies when (sf == 1)

```
CBZ <Xt>, <label>
```

Decode for all variants of this encoding

```
constant integer t = UInt(Rt);
constant integer datasize = 32 << UInt(sf);
constant bits(64) offset = SignExtend(imm19:'00', 64);
```

Assembler Symbols

- <Wt> Is the 32-bit name of the general-purpose register to be tested, encoded in the "Rt" field.
- <label> Is the program label to be conditionally branched to. Its offset from the address of this instruction, in the range +/-1MB, is encoded as "imm19" times 4.
- <Xt> Is the 64-bit name of the general-purpose register to be tested, encoded in the "Rt" field.

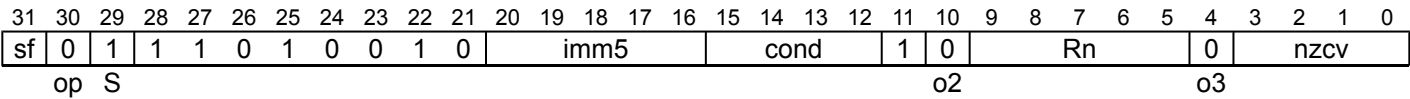
Operation

```
constant boolean branch_conditional = TRUE;
constant bits(datasize) operand1 = X[t, datasize];
if IsZero(operand1) then
    BranchTo(PC64 + offset, BranchType_DIR, branch_conditional);
else
    BranchNotTaken(BranchType_DIR, branch_conditional);
```

CCMN (immediate)

Conditional compare negative (immediate)

This instruction sets the value of the condition flags to the result of the comparison of a register value and a negated immediate value if the condition is TRUE, and an immediate value otherwise.



Encoding for the 32-bit variant

Applies when (sf == 0)

```
CCMN <Wn>, #<imm>, #<nzcw>, <cond>
```

Encoding for the 64-bit variant

Applies when (sf == 1)

```
CCMN <Xn>, #<imm>, #<nzcw>, <cond>
```

Decode for all variants of this encoding

```
constant integer n = UInt(Rn);
constant integer datasize = 32 << UInt(sf);
constant bits(4) condition = cond;
bits(4) flags = nzcw;
constant bits(datasize) imm = ZeroExtend(imm5, datasize);
```

Assembler Symbols

- <Wn> Is the 32-bit name of the general-purpose source register, encoded in the "Rn" field.
- <imm> Is a five bit unsigned (positive) immediate encoded in the "imm5" field.
- <nzcw> Is the flag bit specifier, an immediate in the range 0 to 15, giving the alternative state for the 4-bit NZCV condition flags, encoded in the "nzcw" field.
- <cond> Is one of the standard conditions, encoded in the standard way, and encoded in "cond".

cond	<cond>
0000	EQ
0001	NE
0010	CS
0011	CC
0100	MI
0101	PL
0110	VS
0111	VC
1000	HI
1001	LS
1010	GE
1011	LT
1100	GT
1101	LE
1110	AL
1111	NV

- <Xn> Is the 64-bit name of the general-purpose source register, encoded in the "Rn" field.

Operation

```
if ConditionHolds(condition) then
    constant bits(datasize) operand1 = X[n, datasize];
    constant bits(datasize) operand2 = imm;
    (-, flags) = AddWithCarry(operand1, operand2, '0');
PSTATE.<N,Z,C,V> = flags;
```

Operational information

If PSTATE.DIT is 1:

- The execution time of this instruction is independent of:
 - The values of the data supplied in any of its registers.
 - The values of the NZCV flags.
- The response of this instruction to asynchronous exceptions does not vary based on:
 - The values of the data supplied in any of its registers.
 - The values of the NZCV flags.

Internal version only: aarchmrs v2025-03_rel, pseudocode v2025-03_rel ; Build timestamp: 2025-03-21T17:41

Copyright © 2010-2025 Arm Limited or its affiliates. All rights reserved. This document is Non-Confidential.

CCMN (register)

Conditional compare negative (register)

This instruction sets the value of the condition flags to the result of the comparison of a register value and the inverse of another register value if the condition is TRUE, and an immediate value otherwise.

31	30	29	28	27	26	25	24	23	22	21	20	19	18	17	16	15	14	13	12	11	10	9	8	7	6	5	4	3	2	1	0	
sf	0	1	1	1	0	1	0	0	1	0	Rm					cond					0	0	Rn					0	nzcw			
op S											o2											o3										

Encoding for the 32-bit variant

Applies when (sf == 0)

CCMN <Wn>, <Wm>, #<nzcw>, <cond>

Encoding for the 64-bit variant

Applies when (sf == 1)

CCMN <Xn>, <Xm>, #<nzcw>, <cond>

Decode for all variants of this encoding

```
constant integer n = UInt(Rn);
constant integer m = UInt(Rm);
constant integer datasize = 32 << UInt(sf);
constant bits(4) condition = cond;
bits(4) flags = nzcw;
```

Assembler Symbols

- <Wn> Is the 32-bit name of the first general-purpose source register, encoded in the "Rn" field.
- <Wm> Is the 32-bit name of the second general-purpose source register, encoded in the "Rm" field.
- <nzcw> Is the flag bit specifier, an immediate in the range 0 to 15, giving the alternative state for the 4-bit NZCV condition flags, encoded in the "nzcw" field.
- <cond> Is one of the standard conditions, encoded in the standard way, and encoded in "cond":

cond	<cond>
0000	EQ
0001	NE
0010	CS
0011	CC
0100	MI
0101	PL
0110	VS
0111	VC
1000	HI
1001	LS
1010	GE
1011	LT
1100	GT
1101	LE
1110	AL
1111	NV

- <Xn> Is the 64-bit name of the first general-purpose source register, encoded in the "Rn" field.
- <Xm> Is the 64-bit name of the second general-purpose source register, encoded in the "Rm" field.

Operation

```
if ConditionHolds(condition) then
    constant bits(datasize) operand1 = X[n, datasize];
    constant bits(datasize) operand2 = X[m, datasize];
    (-, flags) = AddWithCarry(operand1, operand2, '0');
PSTATE.<N,Z,C,V> = flags;
```

Operational information

If PSTATE.DIT is 1:

- The execution time of this instruction is independent of:
 - The values of the data supplied in any of its registers.
 - The values of the NZCV flags.
- The response of this instruction to asynchronous exceptions does not vary based on:
 - The values of the data supplied in any of its registers.
 - The values of the NZCV flags.

Internal version only: aarchmrs v2025-03_rel, pseudocode v2025-03_rel ; Build timestamp: 2025-03-21T17:41

Copyright © 2010-2025 Arm Limited or its affiliates. All rights reserved. This document is Non-Confidential.

CCMP (immediate)

Conditional compare (immediate)

This instruction sets the value of the condition flags to the result of the comparison of a register value and an immediate value if the condition is TRUE, and an immediate value otherwise.

31	30	29	28	27	26	25	24	23	22	21	20	19	18	17	16	15	14	13	12	11	10	9	8	7	6	5	4	3	2	1	0	
sf	1	1	1	1	0	1	0	0	1	0	imm5					cond					1	0	Rn					0	nzcv			
op S											o2										o3											

Encoding for the 32-bit variant

Applies when (sf == 0)

CCMP <Wn>, #<imm>, #<nzcv>, <cond>

Encoding for the 64-bit variant

Applies when (sf == 1)

CCMP <Xn>, #<imm>, #<nzcv>, <cond>

Decode for all variants of this encoding

```
constant integer n = UInt(Rn);
constant integer datasize = 32 << UInt(sf);
constant bits(4) condition = cond;
bits(4) flags = nzcv;
constant bits(datasize) imm = ZeroExtend(imm5, datasize);
```

Assembler Symbols

- <Wn> Is the 32-bit name of the general-purpose source register, encoded in the "Rn" field.
- <imm> Is a five bit unsigned (positive) immediate encoded in the "imm5" field.
- <nzcv> Is the flag bit specifier, an immediate in the range 0 to 15, giving the alternative state for the 4-bit NZCV condition flags, encoded in the "nzcv" field.
- <cond> Is one of the standard conditions, encoded in the standard way, and encoded in "cond".

cond	<cond>
0000	EQ
0001	NE
0010	CS
0011	CC
0100	MI
0101	PL
0110	VS
0111	VC
1000	HI
1001	LS
1010	GE
1011	LT
1100	GT
1101	LE
1110	AL
1111	NV

- <Xn> Is the 64-bit name of the general-purpose source register, encoded in the "Rn" field.

Operation

```
if ConditionHolds(condition) then
    constant bits(datasize) operand1 = X[n, datasize];
    constant bits(datasize) operand2 = imm;
    (-, flags) = AddWithCarry(operand1, NOT(operand2), '1');
PSTATE.<N,Z,C,V> = flags;
```

Operational information

If PSTATE.DIT is 1:

- The execution time of this instruction is independent of:
 - The values of the data supplied in any of its registers.
 - The values of the NZCV flags.
- The response of this instruction to asynchronous exceptions does not vary based on:
 - The values of the data supplied in any of its registers.
 - The values of the NZCV flags.

Internal version only: aarchmrs v2025-03_rel, pseudocode v2025-03_rel ; Build timestamp: 2025-03-21T17:41

Copyright © 2010-2025 Arm Limited or its affiliates. All rights reserved. This document is Non-Confidential.

CCMP (register)

Conditional compare (register)

This instruction sets the value of the condition flags to the result of the comparison of two registers if the condition is TRUE, and an immediate value otherwise.

31	30	29	28	27	26	25	24	23	22	21	20	19	18	17	16	15	14	13	12	11	10	9	8	7	6	5	4	3	2	1	0
sf	1	1	1	1	0	1	0	0	1	0	Rm				cond				0	0	Rn				0	nzcw					
op S											o2										o3										

Encoding for the 32-bit variant

Applies when (sf == 0)

CCMP <Wn>, <Wm>, #<nzcw>, <cond>

Encoding for the 64-bit variant

Applies when (sf == 1)

CCMP <Xn>, <Xm>, #<nzcw>, <cond>

Decode for all variants of this encoding

```
constant integer n = UInt(Rn);
constant integer m = UInt(Rm);
constant integer datasize = 32 << UInt(sf);
constant bits(4) condition = cond;
bits(4) flags = nzcw;
```

Assembler Symbols

- <Wn> Is the 32-bit name of the first general-purpose source register, encoded in the "Rn" field.
- <Wm> Is the 32-bit name of the second general-purpose source register, encoded in the "Rm" field.
- <nzcw> Is the flag bit specifier, an immediate in the range 0 to 15, giving the alternative state for the 4-bit NZCV condition flags, encoded in the "nzcw" field.
- <cond> Is one of the standard conditions, encoded in the standard way, and encoded in "cond".

cond	<cond>
0000	EQ
0001	NE
0010	CS
0011	CC
0100	MI
0101	PL
0110	VS
0111	VC
1000	HI
1001	LS
1010	GE
1011	LT
1100	GT
1101	LE
1110	AL
1111	NV

- <Xn> Is the 64-bit name of the first general-purpose source register, encoded in the "Rn" field.
- <Xm> Is the 64-bit name of the second general-purpose source register, encoded in the "Rm" field.

Operation

```
if ConditionHolds(condition) then
    constant bits(datasize) operand1 = X[n, datasize];
    constant bits(datasize) operand2 = X[m, datasize];
    (-, flags) = AddWithCarry(operand1, NOT(operand2), '1');
PSTATE.<N,Z,C,V> = flags;
```

Operational information

If PSTATE.DIT is 1:

- The execution time of this instruction is independent of:
 - The values of the data supplied in any of its registers.
 - The values of the NZCV flags.
- The response of this instruction to asynchronous exceptions does not vary based on:
 - The values of the data supplied in any of its registers.
 - The values of the NZCV flags.

Internal version only: aarchmrs v2025-03_rel, pseudocode v2025-03_rel ; Build timestamp: 2025-03-21T17:41

Copyright © 2010-2025 Arm Limited or its affiliates. All rights reserved. This document is Non-Confidential.

CFINV

Invert carry flag

This instruction inverts the value of the PSTATE.C flag.

System (FEAT_FlagM)

31	30	29	28	27	26	25	24	23	22	21	20	19	18	17	16	15	14	13	12	11	10	9	8	7	6	5	4	3	2	1	0	
1	1	0	1	0	1	0	1	0	0	0	0	0	0	0	0	0	1	0	0	0	(0)	(0)	(0)	(0)	0	0	0	1	1	1	1	1
op1												CRm				op2			Rt													

Encoding

CFINV

Decode for this encoding

```
if !IsFeatureImplemented(FEAT_FlagM) then EndOfDecode(Decode_UNDEF);
```

Operation

```
PSTATE.C = NOT(PSTATE.C);
```

Operational information

- If PSTATE.DIT is 1:
- The execution time of this instruction is independent of:
 - The values of the data supplied in any of its registers.
 - The values of the NZCV flags.
 - The response of this instruction to asynchronous exceptions does not vary based on:
 - The values of the data supplied in any of its registers.
 - The values of the NZCV flags.

CFP

Control flow prediction restriction by context

This instruction prevents control flow predictions that predict execution addresses based on information gathered from earlier execution within a particular execution context. Control flow predictions determined by the actions of code in the target execution context or contexts appearing in program order before the instruction cannot be used to exploitatively control speculative execution occurring after the instruction is complete and synchronized.

For more information, see CFP RCTX, Control Flow Prediction Restriction by Context.

This is an alias of [SYS](#). This means:

- The encodings in this description are named to match the encodings of [SYS](#).
- The description of [SYS](#) gives the operational pseudocode, any CONSTRAINED UNPREDICTABLE behavior, and any operational information for this instruction.

System (FEAT_SPECRES)

31	30	29	28	27	26	25	24	23	22	21	20	19	18	17	16	15	14	13	12	11	10	9	8	7	6	5	4	3	2	1	0
1	1	0	1	0	1	0	1	0	0	0	0	1	0	1	1	0	1	1	1	0	0	1	1	1	0	0	Rt				
L										op1				CRn				CRm				op2									

Encoding

CFP RCTX, [<Xt>](#)

is equivalent to

[SYS](#) #3, C7, C3, #4, [<Xt>](#)

and is always the preferred disassembly.

Assembler Symbols

[<Xt>](#) Is the 64-bit name of the general-purpose source register, encoded in the "Rt" field.

Operation

The description of [SYS](#) gives the operational pseudocode for this instruction.

CHKFEAT

Check feature status

This instruction indicates the status of features. For more information, see *Check Feature*.
If *FEAT_CHK* is not implemented, this instruction executes as a NOP.

System (FEAT_CHK)

31	30	29	28	27	26	25	24	23	22	21	20	19	18	17	16	15	14	13	12	11	10	9	8	7	6	5	4	3	2	1	0
1	1	0	1	0	1	0	1	0	0	0	0	0	0	1	1	0	0	1	0	0	1	0	1	0	0	0	1	1	1	1	1
												CRm				op2															

Encoding

CHKFEAT X16

Decode for this encoding

```
if !IsFeatureImplemented(FEAT_CHK) then EndOfDecode(Decode_NOP);
```

Operation

```
X[16, 64] = AArch64.ChkFeat(X[16, 64]);
```

CINC

Conditional increment

This instruction returns, in the destination register, the value of the source register incremented by 1 if the condition is TRUE, and otherwise returns the value of the source register.

This is an alias of [CSINC](#). This means:

- The encodings in this description are named to match the encodings of [CSINC](#).
- The description of [CSINC](#) gives the operational pseudocode, any CONSTRAINED UNPREDICTABLE behavior, and any operational information for this instruction.

31	30	29	28	27	26	25	24	23	22	21	20	19	18	17	16	15	14	13	12	11	10	9	8	7	6	5	4	3	2	1	0						
sf	0	0	1	1	0	1	0	1	0	0	!= 11111					!= 111x					0	1	!= 11111					Rd									
op S											Rm										cond					o2		Rn									

Encoding for the 32-bit variant

Applies when (sf == 0)

CINC <Wd>, <Wn>, <invcond>

is equivalent to

CSINC <Wd>, <Wn>, <Wm>, <cond>

and is the preferred disassembly when Rn == Rm.

Encoding for the 64-bit variant

Applies when (sf == 1)

CINC <Xd>, <Xn>, <invcond>

is equivalent to

CSINC <Xd>, <Xn>, <Xm>, <cond>

and is the preferred disassembly when Rn == Rm.

Assembler Symbols

<Wd>	Is the 32-bit name of the general-purpose destination register, encoded in the "Rd" field.
<Wn>	Is the 32-bit name of the general-purpose source register, encoded in the "Rn" and "Rm" fields.
<invcond>	Is one of the standard conditions, excluding AL and NV, encoded with its least significant bit inverted, and encoded in “cond”:

cond	<invcond>	Description
0000	NE	Maps to <cond> EQ.
0001	EQ	Maps to <cond> NE.
0010	CC	Maps to <cond> CS.
0011	CS	Maps to <cond> CC.
0100	PL	Maps to <cond> MI.
0101	MI	Maps to <cond> PL.
0110	VC	Maps to <cond> VS.
0111	VS	Maps to <cond> VC.
1000	LS	Maps to <cond> HI.
1001	HI	Maps to <cond> LS.
1010	LT	Maps to <cond> GE.
1011	GE	Maps to <cond> LT.
1100	LE	Maps to <cond> GT.
1101	GT	Maps to <cond> LE.

- <Xd> Is the 64-bit name of the general-purpose destination register, encoded in the "Rd" field.
- <Xn> Is the 64-bit name of the general-purpose source register, encoded in the "Rn" and "Rm" fields.

Operation

The description of [CSINC](#) gives the operational pseudocode for this instruction.

Operational information

If PSTATE.DIT is 1:

- The execution time of this instruction is independent of:
 - The values of the data supplied in any of its registers.
 - The values of the NZCV flags.
- The response of this instruction to asynchronous exceptions does not vary based on:
 - The values of the data supplied in any of its registers.
 - The values of the NZCV flags.

Internal version only: aarchmrs v2025-03_rel, pseudocode v2025-03_rel ; Build timestamp: 2025-03-21T17:41

Copyright © 2010-2025 Arm Limited or its affiliates. All rights reserved. This document is Non-Confidential.

CINV

Conditional invert

This instruction returns, in the destination register, the bitwise inversion of the value of the source register if the condition is TRUE, and otherwise returns the value of the source register.

This is an alias of [CSINV](#). This means:

- The encodings in this description are named to match the encodings of [CSINV](#).
- The description of [CSINV](#) gives the operational pseudocode, any CONSTRAINED UNPREDICTABLE behavior, and any operational information for this instruction.

31	30	29	28	27	26	25	24	23	22	21	20	19	18	17	16	15	14	13	12	11	10	9	8	7	6	5	4	3	2	1	0
sf	1	0	1	1	0	1	0	1	0	0	!= 11111				!= 111x				0	0	!= 11111				Rd						
op S											Rm					cond				o2		Rn									

Encoding for the 32-bit variant

Applies when (sf == 0)

CINV <Wd>, <Wn>, <invcond>

is equivalent to

CSINV <Wd>, <Wn>, <Wm>, <cond>

and is the preferred disassembly when Rn == Rm.

Encoding for the 64-bit variant

Applies when (sf == 1)

CINV <Xd>, <Xn>, <invcond>

is equivalent to

CSINV <Xd>, <Xn>, <Xm>, <cond>

and is the preferred disassembly when Rn == Rm.

Assembler Symbols

- <Wd>
- Is the 32-bit name of the general-purpose destination register, encoded in the "Rd" field.
- <Wn>
- Is the 32-bit name of the general-purpose source register, encoded in the "Rn" and "Rm" fields.
- <invcond>
- Is one of the standard conditions, excluding AL and NV, encoded with its least significant bit inverted, and encoded in “cond”:

cond	<invcond>	Description
0000	NE	Maps to <cond> EQ.
0001	EQ	Maps to <cond> NE.
0010	CC	Maps to <cond> CS.
0011	CS	Maps to <cond> CC.
0100	PL	Maps to <cond> MI.
0101	MI	Maps to <cond> PL.
0110	VC	Maps to <cond> VS.
0111	VS	Maps to <cond> VC.
1000	LS	Maps to <cond> HI.
1001	HI	Maps to <cond> LS.
1010	LT	Maps to <cond> GE.
1011	GE	Maps to <cond> LT.
1100	LE	Maps to <cond> GT.
1101	GT	Maps to <cond> LE.

<Xd> Is the 64-bit name of the general-purpose destination register, encoded in the "Rd" field.

<Xn> Is the 64-bit name of the general-purpose source register, encoded in the "Rn" and "Rm" fields.

Operation

The description of [CSINV](#) gives the operational pseudocode for this instruction.

Operational information

If PSTATE.DIT is 1:

- The execution time of this instruction is independent of:
 - The values of the data supplied in any of its registers.
 - The values of the NZCV flags.
- The response of this instruction to asynchronous exceptions does not vary based on:
 - The values of the data supplied in any of its registers.
 - The values of the NZCV flags.

Internal version only: aarchmrs v2025-03_rel, pseudocode v2025-03_rel ; Build timestamp: 2025-03-21T17:41

Copyright © 2010-2025 Arm Limited or its affiliates. All rights reserved. This document is Non-Confidential.

CLRBHB

Clear branch history

This instruction clears the branch history for the current context to the extent that branch history information created before the CLRBHB instruction cannot be used by code before the CLRBHB instruction to exploitatively control the execution of any indirect branches in code in the current context that appear in program order after the instruction.

System (FEAT_CLRBHB)

31	30	29	28	27	26	25	24	23	22	21	20	19	18	17	16	15	14	13	12	11	10	9	8	7	6	5	4	3	2	1	0
1	1	0	1	0	1	0	1	0	0	0	0	0	0	1	1	0	0	1	0	0	0	1	0	1	1	0	1	1	1	1	1
																CRm						op2									

Encoding

CLRBHB

Decode for this encoding

```
if !IsFeatureImplemented(FEAT_CLRBHB) then EndOfDecode(Decode_NOP);
```

Operation

```
Hint_CLRBHB();
```

CLREX

Clear exclusive

This instruction clears the local monitor of the executing PE.

31	30	29	28	27	26	25	24	23	22	21	20	19	18	17	16	15	14	13	12	11	10	9	8	7	6	5	4	3	2	1	0
1	1	0	1	0	1	0	1	0	0	0	0	0	0	1	1	0	0	1	1	CRm				0	1	0	1	1	1	1	1
																								op2			Rt				

Encoding

CLREX {#<imm>}

Decode for this encoding

// CRm field is ignored

Assembler Symbols

<imm> Is an optional 4-bit unsigned immediate, in the range 0 to 15, defaulting to 15 and encoded in the "CRm" field.

Operation

[ClearExclusiveLocal](#)([ProcessorID](#)()) ;

CLS

Count leading sign bits

This instruction counts the number of leading bits of the source register that have the same value as the most significant bit of the register, and writes the result to the destination register. This count does not include the most significant bit of the source register.

31	30	29	28	27	26	25	24	23	22	21	20	19	18	17	16	15	14	13	12	11	10	9	8	7	6	5	4	3	2	1	0		
sf	1	0	1	1	0	1	0	1	1	0	0	0	0	0	0	0	0	0	1	0	1	Rn						Rd					
S											opcode2						op																

Encoding for the 32-bit variant

Applies when (sf == 0)

CLS <Wd>, <Wn>

Encoding for the 64-bit variant

Applies when (sf == 1)

CLS <Xd>, <Xn>

Decode for all variants of this encoding

```
constant integer d = UInt(Rd);
constant integer n = UInt(Rn);
constant integer datasize = 32 << UInt(sf);
```

Assembler Symbols

- <Wd> Is the 32-bit name of the general-purpose destination register, encoded in the "Rd" field.
- <Wn> Is the 32-bit name of the general-purpose source register, encoded in the "Rn" field.
- <Xd> Is the 64-bit name of the general-purpose destination register, encoded in the "Rd" field.
- <Xn> Is the 64-bit name of the general-purpose source register, encoded in the "Rn" field.

Operation

```
constant bits(datasize) operand1 = X[n, datasize];
constant integer result = CountLeadingSignBits(operand1);
X[d, datasize] = result<datasize-1:0>;
```

Operational information

- If PSTATE.DIT is 1:
- The execution time of this instruction is independent of:
 - The values of the data supplied in any of its registers.
 - The values of the NZCV flags.
 - The response of this instruction to asynchronous exceptions does not vary based on:
 - The values of the data supplied in any of its registers.
 - The values of the NZCV flags.

CLZ

Count leading zeros

This instruction counts the number of consecutive binary zero bits, starting from the most significant bit in the source register, and places the count in the destination register.

31	30	29	28	27	26	25	24	23	22	21	20	19	18	17	16	15	14	13	12	11	10	9	8	7	6	5	4	3	2	1	0		
sf	1	0	1	1	0	1	0	1	1	0	0	0	0	0	0	0	0	0	1	0	0	Rn						Rd					
S			opcode2														op																

Encoding for the 32-bit variant

Applies when (sf == 0)

CLZ <Wd>, <Wn>

Encoding for the 64-bit variant

Applies when (sf == 1)

CLZ <Xd>, <Xn>

Decode for all variants of this encoding

```
constant integer d = UInt(Rd);
constant integer n = UInt(Rn);
constant integer datasize = 32 << UInt(sf);
```

Assembler Symbols

- <Wd> Is the 32-bit name of the general-purpose destination register, encoded in the "Rd" field.
- <Wn> Is the 32-bit name of the general-purpose source register, encoded in the "Rn" field.
- <Xd> Is the 64-bit name of the general-purpose destination register, encoded in the "Rd" field.
- <Xn> Is the 64-bit name of the general-purpose source register, encoded in the "Rn" field.

Operation

```
constant bits(datasize) operand1 = X[n, datasize];
constant integer result = CountLeadingZeroBits(operand1);
X[d, datasize] = result<datasize-1:0>;
```

Operational information

- If PSTATE.DIT is 1:
- The execution time of this instruction is independent of:
 - The values of the data supplied in any of its registers.
 - The values of the NZCV flags.
 - The response of this instruction to asynchronous exceptions does not vary based on:
 - The values of the data supplied in any of its registers.
 - The values of the NZCV flags.

CMN (extended register)

Compare negative (extended register)

This instruction adds a register value and a sign or zero-extended register value, followed by an optional left shift amount. The argument that is extended from the <Rm> register can be a byte, halfword, word, or doubleword. It updates the condition flags based on the result, and discards the result.

This is an alias of [ADDS \(extended register\)](#). This means:

- The encodings in this description are named to match the encodings of [ADDS \(extended register\)](#).
- The description of [ADDS \(extended register\)](#) gives the operational pseudocode, any CONSTRAINED UNPREDICTABLE behavior, and any operational information for this instruction.

31	30	29	28	27	26	25	24	23	22	21	20	19	18	17	16	15	14	13	12	11	10	9	8	7	6	5	4	3	2	1	0
sf	0	1	0	1	0	1	1	0	0	1	Rm				option			imm3			Rn				1	1	1	1	1		
op				S			opt																				Rd				

Encoding for the 32-bit variant

Applies when (sf == 0)

CMN <Wn|WSP>, <Wm>{, <extend> {#<amount>}}

is equivalent to

ADDS WZR, <Wn|WSP>, <Wm>{, <extend> {#<amount>}}

and is always the preferred disassembly.

Encoding for the 64-bit variant

Applies when (sf == 1)

CMN <Xn|SP>, <R><m>{, <extend> {#<amount>}}

is equivalent to

ADDS XZR, <Xn|SP>, <R><m>{, <extend> {#<amount>}}

and is always the preferred disassembly.

Assembler Symbols

<Wn|WSP> Is the 32-bit name of the first source general-purpose register or stack pointer, encoded in the "Rn" field.

<Wm> Is the 32-bit name of the second general-purpose source register, encoded in the "Rm" field.

<extend> For the "32-bit" variant: is the extension to be applied to the second source operand, encoded in "option":

option	<extend>
000	UXTB
001	UXTH
010	LSL UXTW
011	UXTX
100	SXTB
101	SXTH
110	SXTW
111	SXTX

If "Rn" is '11111' (WSP) and "option" is '010' then LSL is preferred, but may be omitted when "imm3" is '000'. In all other cases <extend> is required and must be UXTW when "option" is '010'.

For the "64-bit" variant: is the extension to be applied to the second source operand, encoded in "option":

option	<extend>
000	UXTB
001	UXTH
010	UXTW
011	LSL UXTX
100	SXTB
101	SXTH
110	SXTW
111	SXTX

If "Rn" is '11111' (SP) and "option" is '011' then LSL is preferred, but may be omitted when "imm3" is '000'. In all other cases <extend> is required and must be UXTX when "option" is '011'.

<amount> Is the left shift amount to be applied after extension in the range 0 to 4, defaulting to 0, encoded in the "imm3" field. It must be absent when <extend> is absent, is required when <extend> is LSL, and is optional when <extend> is present but not LSL.

<Xn|SP> Is the 64-bit name of the first source general-purpose register or stack pointer, encoded in the "Rn" field.

<R> Is a width specifier, encoded in "option":

option	<R>
00x	W
010	W
x11	X
10x	W
110	W

<m> Is the number [0-30] of the second general-purpose source register or the name ZR (31), encoded in the "Rm" field.

Operation

The description of [ADDS \(extended register\)](#) gives the operational pseudocode for this instruction.

Operational information

If PSTATE.DIT is 1:

- The execution time of this instruction is independent of:
 - The values of the data supplied in any of its registers.
 - The values of the NZCV flags.
- The response of this instruction to asynchronous exceptions does not vary based on:
 - The values of the data supplied in any of its registers.
 - The values of the NZCV flags.

Internal version only: aarchmrs v2025-03_rel, pseudocode v2025-03_rel ; Build timestamp: 2025-03-21T17:41

Copyright © 2010-2025 Arm Limited or its affiliates. All rights reserved. This document is Non-Confidential.

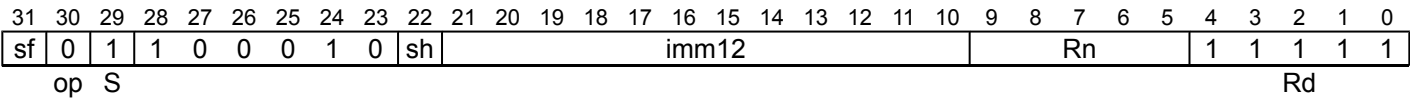
CMN (immediate)

Compare negative (immediate)

This instruction adds a register value and an optionally-shifted immediate value. It updates the condition flags based on the result, and discards the result.

This is an alias of [ADDS \(immediate\)](#). This means:

- The encodings in this description are named to match the encodings of [ADDS \(immediate\)](#).
- The description of [ADDS \(immediate\)](#) gives the operational pseudocode, any CONSTRAINED UNPREDICTABLE behavior, and any operational information for this instruction.



Encoding for the 32-bit variant

Applies when (sf == 0)

CMN <Wn|WSP>, #<imm>{, <shift>}

is equivalent to

ADDS WZR, <Wn|WSP>, #<imm>{, <shift>}

and is always the preferred disassembly.

Encoding for the 64-bit variant

Applies when (sf == 1)

CMN <Xn|SP>, #<imm>{, <shift>}

is equivalent to

ADDS XZR, <Xn|SP>, #<imm>{, <shift>}

and is always the preferred disassembly.

Assembler Symbols

<Wn|WSP> Is the 32-bit name of the source general-purpose register or stack pointer, encoded in the "Rn" field.

<imm> Is an unsigned immediate, in the range 0 to 4095, encoded in the "imm12" field.

<shift> Is the optional left shift to apply to the immediate, defaulting to LSL #0 and encoded in "sh":

sh	<shift>
0	LSL #0
1	LSL #12

<Xn|SP> Is the 64-bit name of the source general-purpose register or stack pointer, encoded in the "Rn" field.

Operation

The description of [ADDS \(immediate\)](#) gives the operational pseudocode for this instruction.

Operational information

If PSTATE.DIT is 1:

- The execution time of this instruction is independent of:
 - The values of the data supplied in any of its registers.

- The values of the NZCV flags.
- The response of this instruction to asynchronous exceptions does not vary based on:
 - The values of the data supplied in any of its registers.
 - The values of the NZCV flags.

Internal version only: aarchmrs v2025-03_rel, pseudocode v2025-03_rel ; Build timestamp: 2025-03-21T17:41

Copyright © 2010-2025 Arm Limited or its affiliates. All rights reserved. This document is Non-Confidential.

CMN (shifted register)

Compare negative (shifted register)

This instruction adds a register value and an optionally-shifted register value. It updates the condition flags based on the result, and discards the result.

This is an alias of [ADDS \(shifted register\)](#). This means:

- The encodings in this description are named to match the encodings of [ADDS \(shifted register\)](#).
- The description of [ADDS \(shifted register\)](#) gives the operational pseudocode, any CONSTRAINED UNPREDICTABLE behavior, and any operational information for this instruction.

31	30	29	28	27	26	25	24	23	22	21	20	19	18	17	16	15	14	13	12	11	10	9	8	7	6	5	4	3	2	1	0	
sf	0	1	0	1	0	1	1	shift	0	Rm						imm6						Rn						1	1	1	1	1
op S										Rd																						

Encoding for the 32-bit variant

Applies when (sf == 0)

CMN <Wn>, <Wm>{, <shift> #<amount>}

is equivalent to

ADDS WZR, <Wn>, <Wm>{, <shift> #<amount>}

and is always the preferred disassembly.

Encoding for the 64-bit variant

Applies when (sf == 1)

CMN <Xn>, <Xm>{, <shift> #<amount>}

is equivalent to

ADDS XZR, <Xn>, <Xm>{, <shift> #<amount>}

and is always the preferred disassembly.

Assembler Symbols

- <Wn> Is the 32-bit name of the first general-purpose source register, encoded in the "Rn" field.
- <Wm> Is the 32-bit name of the second general-purpose source register, encoded in the "Rm" field.
- <shift> Is the optional shift type to be applied to the second source operand, defaulting to LSL and encoded in "shift":

shift	<shift>
00	LSL
01	LSR
10	ASR
11	RESERVED

- <amount> For the "32-bit" variant: is the shift amount, in the range 0 to 31, defaulting to 0 and encoded in the "imm6" field.
For the "64-bit" variant: is the shift amount, in the range 0 to 63, defaulting to 0 and encoded in the "imm6" field.
- <Xn> Is the 64-bit name of the first general-purpose source register, encoded in the "Rn" field.
- <Xm> Is the 64-bit name of the second general-purpose source register, encoded in the "Rm" field.

Operation

The description of [ADDS \(shifted register\)](#) gives the operational pseudocode for this instruction.

Operational information

If PSTATE.DIT is 1:

- The execution time of this instruction is independent of:
 - The values of the data supplied in any of its registers.
 - The values of the NZCV flags.
- The response of this instruction to asynchronous exceptions does not vary based on:
 - The values of the data supplied in any of its registers.
 - The values of the NZCV flags.

Internal version only: aarchmrs v2025-03_rel, pseudocode v2025-03_rel ; Build timestamp: 2025-03-21T17:41

Copyright © 2010-2025 Arm Limited or its affiliates. All rights reserved. This document is Non-Confidential.

CMP (extended register)

Compare (extended register)

This instruction subtracts a sign or zero-extended register value, followed by an optional left shift amount, from a register value. The argument that is extended from the <Rm> register can be a byte, halfword, word, or doubleword. It updates the condition flags based on the result, and discards the result.

This is an alias of [SUBS \(extended register\)](#). This means:

- The encodings in this description are named to match the encodings of [SUBS \(extended register\)](#).
- The description of [SUBS \(extended register\)](#) gives the operational pseudocode, any CONSTRAINED UNPREDICTABLE behavior, and any operational information for this instruction.

31	30	29	28	27	26	25	24	23	22	21	20	19	18	17	16	15	14	13	12	11	10	9	8	7	6	5	4	3	2	1	0	
sf	1	1	0	1	0	1	1	0	0	1	Rm				option			imm3			Rn				1	1	1	1	1			
op S				opt																						Rd						

Encoding for the 32-bit variant

Applies when (sf == 0)

CMP <Wn|WSP>, <Wm>{, <extend> {#<amount>}}

is equivalent to

SUBS WZR, <Wn|WSP>, <Wm>{, <extend> {#<amount>}}

and is always the preferred disassembly.

Encoding for the 64-bit variant

Applies when (sf == 1)

CMP <Xn|SP>, <R><m>{, <extend> {#<amount>}}

is equivalent to

SUBS XZR, <Xn|SP>, <R><m>{, <extend> {#<amount>}}

and is always the preferred disassembly.

Assembler Symbols

<Wn|WSP> Is the 32-bit name of the first source general-purpose register or stack pointer, encoded in the "Rn" field.

<Wm> Is the 32-bit name of the second general-purpose source register, encoded in the "Rm" field.

<extend> For the "32-bit" variant: is the extension to be applied to the second source operand, encoded in "option":

option	<extend>
000	UXTB
001	UXTH
010	LSL UXTW
011	UXTX
100	SXTB
101	SXTH
110	SXTW
111	SXTX

If "Rn" is '11111' (WSP) and "option" is '010' then LSL is preferred, but may be omitted when "imm3" is '000'. In all other cases <extend> is required and must be UXTW when "option" is '010'.

For the "64-bit" variant: is the extension to be applied to the second source operand, encoded in "option":

option	<extend>
000	UXTB
001	UXTH
010	UXTW
011	LSL UXTX
100	SXTB
101	SXTH
110	SXTW
111	SXTX

If "Rn" is '11111' (SP) and "option" is '011' then LSL is preferred, but may be omitted when "imm3" is '000'. In all other cases <extend> is required and must be UXTX when "option" is '011'.

<amount> Is the left shift amount to be applied after extension in the range 0 to 4, defaulting to 0, encoded in the "imm3" field. It must be absent when <extend> is absent, is required when <extend> is LSL, and is optional when <extend> is present but not LSL.

<Xn|SP> Is the 64-bit name of the first source general-purpose register or stack pointer, encoded in the "Rn" field.

<R> Is a width specifier, encoded in "option":

option	<R>
00x	W
010	W
x11	X
10x	W
110	W

<m> Is the number [0-30] of the second general-purpose source register or the name ZR (31), encoded in the "Rm" field.

Operation

The description of [SUBS \(extended register\)](#) gives the operational pseudocode for this instruction.

Operational information

If PSTATE.DIT is 1:

- The execution time of this instruction is independent of:
 - The values of the data supplied in any of its registers.
 - The values of the NZCV flags.
- The response of this instruction to asynchronous exceptions does not vary based on:
 - The values of the data supplied in any of its registers.
 - The values of the NZCV flags.

Internal version only: aarchmrs v2025-03_rel, pseudocode v2025-03_rel ; Build timestamp: 2025-03-21T17:41

Copyright © 2010-2025 Arm Limited or its affiliates. All rights reserved. This document is Non-Confidential.

CMP (immediate)

Compare (immediate)

This instruction subtracts an optionally-shifted immediate value from a register value. It updates the condition flags based on the result, and discards the result.

This is an alias of [SUBS \(immediate\)](#). This means:

- The encodings in this description are named to match the encodings of [SUBS \(immediate\)](#).
- The description of [SUBS \(immediate\)](#) gives the operational pseudocode, any CONSTRAINED UNPREDICTABLE behavior, and any operational information for this instruction.

31	30	29	28	27	26	25	24	23	22	21	20	19	18	17	16	15	14	13	12	11	10	9	8	7	6	5	4	3	2	1	0	
sf	1	1	1	0	0	0	1	0	sh	imm12												Rn			1	1	1	1	1			
op S																												Rd				

Encoding for the 32-bit variant

Applies when (sf == 0)

CMP <Wn|WSP>, #<imm>{, <shift>}

is equivalent to

SUBS WZR, <Wn|WSP>, #<imm>{, <shift>}

and is always the preferred disassembly.

Encoding for the 64-bit variant

Applies when (sf == 1)

CMP <Xn|SP>, #<imm>{, <shift>}

is equivalent to

SUBS XZR, <Xn|SP>, #<imm>{, <shift>}

and is always the preferred disassembly.

Assembler Symbols

<Wn|WSP> Is the 32-bit name of the source general-purpose register or stack pointer, encoded in the "Rn" field.

<imm> Is an unsigned immediate, in the range 0 to 4095, encoded in the "imm12" field.

<shift> Is the optional left shift to apply to the immediate, defaulting to LSL #0 and encoded in "sh":

sh	<shift>
0	LSL #0
1	LSL #12

<Xn|SP> Is the 64-bit name of the source general-purpose register or stack pointer, encoded in the "Rn" field.

Operation

The description of [SUBS \(immediate\)](#) gives the operational pseudocode for this instruction.

Operational information

If PSTATE.DIT is 1:

- The execution time of this instruction is independent of:
 - The values of the data supplied in any of its registers.

- The values of the NZCV flags.
- The response of this instruction to asynchronous exceptions does not vary based on:
 - The values of the data supplied in any of its registers.
 - The values of the NZCV flags.

Internal version only: aarchmrs v2025-03_rel, pseudocode v2025-03_rel ; Build timestamp: 2025-03-21T17:41

Copyright © 2010-2025 Arm Limited or its affiliates. All rights reserved. This document is Non-Confidential.

CMP (shifted register)

Compare (shifted register)

This instruction subtracts an optionally-shifted register value from a register value. It updates the condition flags based on the result, and discards the result.

This is an alias of [SUBS \(shifted register\)](#). This means:

- The encodings in this description are named to match the encodings of [SUBS \(shifted register\)](#).
 - The description of [SUBS \(shifted register\)](#) gives the operational pseudocode, any CONSTRAINED UNPREDICTABLE behavior, and any operational information for this instruction.
- | | | | | | | | | | | | | | | | | | | | | | | | | | | | | | | | | | | | | |
|------|----|----|----|----|----|----|----|-------|----|----|----|----|----|----|----|------|----|----|----|----|----|----|---|---|---|---|---|---|---|---|---|---|--|--|--|--|
| 31 | 30 | 29 | 28 | 27 | 26 | 25 | 24 | 23 | 22 | 21 | 20 | 19 | 18 | 17 | 16 | 15 | 14 | 13 | 12 | 11 | 10 | 9 | 8 | 7 | 6 | 5 | 4 | 3 | 2 | 1 | 0 | | | | | |
| sf | 1 | 1 | 0 | 1 | 0 | 1 | 1 | shift | 0 | Rm | | | | | | imm6 | | | | | | Rn | | | | | | 1 | 1 | 1 | 1 | 1 | | | | |
| op S | | | | | | | | | | Rd | | | | | | | | | | | | | | | | | | | | | | | | | | |

Encoding for the 32-bit variant

Applies when (sf == 0)

CMP <Wn>, <Wm>{, <shift> #<amount>}

is equivalent to

SUBS WZR, <Wn>, <Wm>{, <shift> #<amount>}

and is always the preferred disassembly.

Encoding for the 64-bit variant

Applies when (sf == 1)

CMP <Xn>, <Xm>{, <shift> #<amount>}

is equivalent to

SUBS XZR, <Xn>, <Xm>{, <shift> #<amount>}

and is always the preferred disassembly.

Assembler Symbols

- <Wn> Is the 32-bit name of the first general-purpose source register, encoded in the "Rn" field.
- <Wm> Is the 32-bit name of the second general-purpose source register, encoded in the "Rm" field.
- <shift> Is the optional shift type to be applied to the second source operand, defaulting to LSL and encoded in "shift":

shift	<shift>
00	LSL
01	LSR
10	ASR
11	RESERVED

- <amount> For the "32-bit" variant: is the shift amount, in the range 0 to 31, defaulting to 0 and encoded in the "imm6" field.
For the "64-bit" variant: is the shift amount, in the range 0 to 63, defaulting to 0 and encoded in the "imm6" field.
- <Xn> Is the 64-bit name of the first general-purpose source register, encoded in the "Rn" field.
- <Xm> Is the 64-bit name of the second general-purpose source register, encoded in the "Rm" field.

Operation

The description of [SUBS \(shifted register\)](#) gives the operational pseudocode for this instruction.

Operational information

If PSTATE.DIT is 1:

- The execution time of this instruction is independent of:
 - The values of the data supplied in any of its registers.
 - The values of the NZCV flags.
- The response of this instruction to asynchronous exceptions does not vary based on:
 - The values of the data supplied in any of its registers.
 - The values of the NZCV flags.

Internal version only: aarchmrs v2025-03_rel, pseudocode v2025-03_rel ; Build timestamp: 2025-03-21T17:41

Copyright © 2010-2025 Arm Limited or its affiliates. All rights reserved. This document is Non-Confidential.

CMPP

Compare with tag

This instruction subtracts the 56-bit address held in the second source register from the 56-bit address held in the first source register, updates the condition flags based on the result of the subtraction, and discards the result.

This is an alias of [SUBPS](#). This means:

- The encodings in this description are named to match the encodings of [SUBPS](#).
- The description of [SUBPS](#) gives the operational pseudocode, any CONSTRAINED UNPREDICTABLE behavior, and any operational information for this instruction.

Integer
(FEAT_MTE)

31	30	29	28	27	26	25	24	23	22	21	20	19	18	17	16	15	14	13	12	11	10	9	8	7	6	5	4	3	2	1	0
1	0	1	1	1	0	1	0	1	1	0	Rm					0	0	0	0	0	0	Rn					1	1	1	1	1
sf		S		opcode												Rd															

Encoding

CMPP <Xn | SP>, <Xm | SP>

is equivalent to

[SUBPS](#) XZR, <Xn | SP>, <Xm | SP>

and is always the preferred disassembly.

Assembler Symbols

- <Xn|SP> Is the 64-bit name of the first source general-purpose register or stack pointer, encoded in the "Rn" field.
- <Xm|SP> Is the 64-bit name of the second general-purpose source register or stack pointer, encoded in the "Rm" field.

Operation

The description of [SUBPS](#) gives the operational pseudocode for this instruction.

CNEG

Conditional negate

This instruction returns, in the destination register, the negated value of the source register if the condition is TRUE, and otherwise returns the value of the source register.

This is an alias of [CSNEG](#). This means:

- The encodings in this description are named to match the encodings of [CSNEG](#).
- The description of [CSNEG](#) gives the operational pseudocode, any CONSTRAINED UNPREDICTABLE behavior, and any operational information for this instruction.

31	30	29	28	27	26	25	24	23	22	21	20	19	18	17	16	15	14	13	12	11	10	9	8	7	6	5	4	3	2	1	0
sf	1	0	1	1	0	1	0	1	0	0	Rm				!= 111x				0	1	Rn				Rd						
op S											cond				o2																

Encoding for the 32-bit variant

Applies when (sf == 0)

CNEG <Wd>, <Wn>, <invcond>

is equivalent to

CSNEG <Wd>, <Wn>, <Wm>, <cond>

and is the preferred disassembly when Rn == Rm.

Encoding for the 64-bit variant

Applies when (sf == 1)

CNEG <Xd>, <Xn>, <invcond>

is equivalent to

CSNEG <Xd>, <Xn>, <Xm>, <cond>

and is the preferred disassembly when Rn == Rm.

Assembler Symbols

- <Wd>
- Is the 32-bit name of the general-purpose destination register, encoded in the "Rd" field.
- <Wn>
- Is the 32-bit name of the general-purpose source register, encoded in the "Rn" and "Rm" fields.
- <invcond>
- Is one of the standard conditions, excluding AL and NV, encoded with its least significant bit inverted, and encoded in “cond”:

cond	<invcond>	Description
0000	NE	Maps to <cond> EQ.
0001	EQ	Maps to <cond> NE.
0010	CC	Maps to <cond> CS.
0011	CS	Maps to <cond> CC.
0100	PL	Maps to <cond> MI.
0101	MI	Maps to <cond> PL.
0110	VC	Maps to <cond> VS.
0111	VS	Maps to <cond> VC.
1000	LS	Maps to <cond> HI.
1001	HI	Maps to <cond> LS.
1010	LT	Maps to <cond> GE.
1011	GE	Maps to <cond> LT.
1100	LE	Maps to <cond> GT.
1101	GT	Maps to <cond> LE.

<Xd> Is the 64-bit name of the general-purpose destination register, encoded in the "Rd" field.

<Xn> Is the 64-bit name of the general-purpose source register, encoded in the "Rn" and "Rm" fields.

Operation

The description of [CSNEG](#) gives the operational pseudocode for this instruction.

Operational information

If PSTATE.DIT is 1:

- The execution time of this instruction is independent of:
 - The values of the data supplied in any of its registers.
 - The values of the NZCV flags.
- The response of this instruction to asynchronous exceptions does not vary based on:
 - The values of the data supplied in any of its registers.
 - The values of the NZCV flags.

Internal version only: aarchmrs v2025-03_rel, pseudocode v2025-03_rel ; Build timestamp: 2025-03-21T17:41

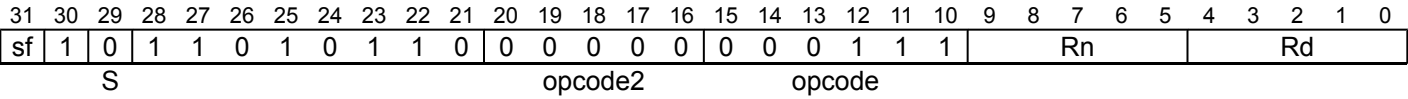
Copyright © 2010-2025 Arm Limited or its affiliates. All rights reserved. This document is Non-Confidential.

CNT

Count bits

This instruction counts the number of binary one bits in the value of the source register, and writes the result to the destination register.

Integer (FEAT_CSSC)



Encoding for the 32-bit variant

Applies when (sf == 0)

CNT <Wd>, <Wn>

Encoding for the 64-bit variant

Applies when (sf == 1)

CNT <Xd>, <Xn>

Decode for all variants of this encoding

```
if !IsFeatureImplemented(FEAT_CSSC) then EndOfDecode(Decode_UNDEF);
constant integer datasize = 32 << UInt(sf);
constant integer d = UInt(Rd);
constant integer n = UInt(Rn);
```

Assembler Symbols

- <Wd> Is the 32-bit name of the general-purpose destination register, encoded in the "Rd" field.
- <Wn> Is the 32-bit name of the general-purpose source register, encoded in the "Rn" field.
- <Xd> Is the 64-bit name of the general-purpose destination register, encoded in the "Rd" field.
- <Xn> Is the 64-bit name of the general-purpose source register, encoded in the "Rn" field.

Operation

```
constant bits(datasize) operand1 = X[n, datasize];
constant integer result = BitCount(operand1);
X[d, datasize] = result<datasize-1:0>;
```

Operational information

- If PSTATE.DIT is 1:
- The execution time of this instruction is independent of:
 - The values of the data supplied in any of its registers.
 - The values of the NZCV flags.
 - The response of this instruction to asynchronous exceptions does not vary based on:
 - The values of the data supplied in any of its registers.
 - The values of the NZCV flags.

COSP

Clear other speculative prediction restriction by context

This instruction prevents predictions, other than Cache prefetch, Control flow, and Data Value predictions, that predict execution addresses based on information gathered from earlier execution within a particular execution context. Predictions, other than Cache prefetch, Control flow, and Data Value predictions, determined by the actions of code in the target execution context or contexts appearing in program order before the instruction cannot exploitatively control any speculative access occurring after the instruction is complete and synchronized.

This is an alias of [SYS](#). This means:

- The encodings in this description are named to match the encodings of [SYS](#).
- The description of [SYS](#) gives the operational pseudocode, any CONSTRAINED UNPREDICTABLE behavior, and any operational information for this instruction.

System (FEAT_SPECRES2)

31	30	29	28	27	26	25	24	23	22	21	20	19	18	17	16	15	14	13	12	11	10	9	8	7	6	5	4	3	2	1	0
1	1	0	1	0	1	0	1	0	0	0	0	1	0	1	1	0	1	1	1	0	0	1	1	1	1	0	Rt				
L										op1				CRn				CRm				op2									

Encoding

COSP RCTX, [<Xt>](#)

is equivalent to

[SYS](#) #3, C7, C3, #6, [<Xt>](#)

and is always the preferred disassembly.

Assembler Symbols

[<Xt>](#) Is the 64-bit name of the general-purpose source register, encoded in the "Rt" field.

Operation

The description of [SYS](#) gives the operational pseudocode for this instruction.

CPP

Cache prefetch prediction restriction by context

This instruction prevents cache allocation predictions that predict execution addresses based on information gathered from earlier execution within a particular execution context. The actions of code in the target execution context or contexts appearing in program order before the instruction cannot exploitatively control cache prefetch predictions occurring after the instruction is complete and synchronized.

For more information, see CPP RCTX, Cache Prefetch Prediction Restriction by Context.

This is an alias of [SYS](#). This means:

- The encodings in this description are named to match the encodings of [SYS](#).
- The description of [SYS](#) gives the operational pseudocode, any CONSTRAINED UNPREDICTABLE behavior, and any operational information for this instruction.

System (FEAT_SPECRES)

31	30	29	28	27	26	25	24	23	22	21	20	19	18	17	16	15	14	13	12	11	10	9	8	7	6	5	4	3	2	1	0
1	1	0	1	0	1	0	1	0	0	0	0	1	0	1	1	0	1	1	1	0	0	1	1	1	1	1	1				Rt
L										op1				CRn				CRm				op2									

Encoding

CPP RCTX, [<Xt>](#)

is equivalent to

[SYS](#) #3, C7, C3, #7, [<Xt>](#)

and is always the preferred disassembly.

Assembler Symbols

[<Xt>](#) Is the 64-bit name of the general-purpose source register, encoded in the "Rt" field.

Operation

The description of [SYS](#) gives the operational pseudocode for this instruction.

CPYFP, CPYFM, CPYFE

Memory copy forward-only

These instructions copy a requested number of bytes in memory from a source address to a destination address in a forward direction. The prologue, main, and epilogue instructions are expected to be run in succession and to appear consecutively in memory: CPYFP, then CPYFM, and then CPYFE. CPYFP performs some preconditioning of the arguments suitable for using the CPYFM instruction, and copies an IMPLEMENTATION DEFINED portion of the requested number of bytes. CPYFM copies a further IMPLEMENTATION DEFINED portion of the remaining bytes. CPYFE copies any final remaining bytes.

Note

The ability to copy an IMPLEMENTATION DEFINED number of bytes allows an implementation to optimize how the bytes being copied are divided between the different instructions.

For more information on exceptions specific to memory copy instructions, see [Memory Copy and Memory Set exceptions](#).

The memory copy performed by these instructions is in the forward direction only, so the instructions are suitable for a memory copy only where there is no overlap between the source and destination locations, or where the source address is greater than the destination address.

The architecture supports two algorithms for the memory copy: option A and option B. Which algorithm is used is IMPLEMENTATION DEFINED.

Note

Portable software should not assume that the choice of algorithm is constant.

For CPYFP:

- If $Xn < 63$, the copy size is saturated to $0x7FFFFFFFFFFFFFFF$.

On completion of CPYFP, option A:

- Xn holds -1 times the number of bytes in the saturated copy size remaining to be copied.
- Xs holds the original Xs + saturated copy size.
- Xd holds the original Xd + saturated copy size.
- $PSTATE.\{N,Z,C,V\}$ are set to $\{0,0,0,0\}$.

On completion of CPYFP, option B:

- Xn holds the number of bytes in the saturated copy size remaining to be copied.
- Xs holds the lowest address that has not been copied from.
- Xd holds the lowest address that has not been copied to.
- $PSTATE.\{N,Z,C,V\}$ are set to $\{0,0,1,0\}$.

For CPYFM, option A, when $PSTATE.C = 0$:

- Xn holds a signed 64-bit integer.
- Xn holds -1 times the number of bytes remaining to be copied.
- Xs holds the lowest address to be copied from - Xn .
- Xd holds the lowest address to be copied to - Xn .
- On completion of the instruction, Xn holds -1 times the number of bytes remaining to be copied.

For CPYFM, option B, when $PSTATE.C = 1$:

- Xn holds the number of bytes remaining to be copied.
- Xs holds the lowest address to be copied from.
- Xd holds the lowest address to be copied to.
- On completion of the instruction:
 - Xn holds the number of bytes remaining to be copied.
 - Xs holds the lowest address that has not been copied from.
 - Xd holds the lowest address that has not been copied to.

For CPYFE, option A, when $PSTATE.C = 0$:

- Xn holds a signed 64-bit integer.
- Xn holds -1 times the number of bytes remaining to be copied.
- Xs holds the lowest address to be copied from - Xn .
- Xd holds the lowest address to be copied to - Xn .
- On completion of the instruction, Xn holds 0.

For CPYFE, option B, when $PSTATE.C = 1$:

- Xn holds the number of bytes remaining to be copied.
- Xs holds the lowest address to be copied from.
- Xd holds the lowest address to be copied to.
- On completion of the instruction:
 - Xn holds 0.
 - Xs holds the lowest address that has not been copied from.

- Xd holds the lowest address that has not been copied to.

Integer (FEAT_MOPS)

31	30	29	28	27	26	25	24	23	22	21	20	19	18	17	16	15	14	13	12	11	10	9	8	7	6	5	4	3	2	1	0
sz		0	1	1	0	0	1	op1		0	Rs					0	0	0	0	0	1	Rn					Rd				
o0										op2																					

Encoding for the Prologue variant

Applies when (op1 == 00)

CPYFP [<Xd>]!, [<Xs>]!, <Xn>!

Encoding for the Main variant

Applies when (op1 == 01)

CPYFM [<Xd>]!, [<Xs>]!, <Xn>!

Encoding for the Epilogue variant

Applies when (op1 == 10)

CPYFE [<Xd>]!, [<Xs>]!, <Xn>!

Decode for all variants of this encoding

```
if !IsFeatureImplemented(FEAT_MOPS) || sz != '00' then EndOfDecode(Decode_UNDEF);

CPYParams memcpy;
memcpy.d = UInt(Rd);
memcpy.s = UInt(Rs);
memcpy.n = UInt(Rn);
constant bits(4) options = op2;
constant boolean rntemporal = options<3> == '1';
constant boolean wntemporal = options<2> == '1';
case op1 of
  when '00' memcpy.stage = MOPSStage_Prologue;
  when '01' memcpy.stage = MOPSStage_Main;
  when '10' memcpy.stage = MOPSStage_Epilogue;
  otherwise SEE "Memory Copy and Memory Set";
```

For information about the CONSTRAINED UNPREDICTABLE behavior of this instruction, see [Architectural Constraints on UNPREDICTABLE behaviors](#), and particularly [Memory Copy and Memory Set CPY*](#) and [Crossing a page boundary with different memory types or Shareability attributes](#).

Assembler Symbols

<Xd>	For the "Prologue" variant: is the 64-bit name of the general-purpose register that holds the destination address and is updated by the instruction, encoded in the "Rd" field. For the "Epilogue" and "Main" variants: is the 64-bit name of the general-purpose register that holds an encoding of the destination address, encoded in the "Rd" field.
<Xs>	For the "Prologue" variant: is the 64-bit name of the general-purpose register that holds the source address and is updated by the instruction, encoded in the "Rs" field. For the "Epilogue" and "Main" variants: is the 64-bit name of the general-purpose register that holds an encoding of the source address, encoded in the "Rs" field.
<Xn>	For the "Prologue" variant: is the 64-bit name of the general-purpose register that holds the number of bytes to be transferred and is updated by the instruction to encode the remaining size and destination, encoded in the "Rn" field. For the "Main" variant: is the 64-bit name of the general-purpose register that holds an encoding of the number of bytes to be transferred, encoded in the "Rn" field.

For the "Epilogue" variant: is the 64-bit name of the general-purpose register that holds an encoding of the number of bytes to be transferred and is set to zero on completion of the instruction, encoded in the "Rn" field.


```

CheckMOPSEnabled();

CheckCPYConstrainedUnpredictable(memcpy.n, memcpy.d, memcpy.s);

memcpy.nzcv      = PSTATE.<N,Z,C,V>;
memcpy.toaddress = X[memcpy.d, 64];
memcpy.fromaddress = X[memcpy.s, 64];
memcpy.cpyssize  = SInt(X[memcpy.n, 64]);
memcpy.implements_option_a = CPYFOptionA();

constant boolean rprivileged = (if options<1> == '1' then AArch64.IsUnprivAccessPriv()
                                else PSTATE.EL != EL0);
constant boolean wprivileged = (if options<0> == '1' then AArch64.IsUnprivAccessPriv()
                                else PSTATE.EL != EL0);

constant AccessDescriptor raccdesc = CreateAccDescMOPS(MemOp\_LOAD, rprivileged, rnontemporal);
constant AccessDescriptor waccdesc = CreateAccDescMOPS(MemOp\_STORE, wprivileged, wnontemporal);

if memcpy.stage == MOPSStage\_Prologue then
    if memcpy.cpyssize<63> == '1' then memcpy.cpyssize = ArchMaxMOPSBlockSize;

    if memcpy.implements_option_a then
        memcpy.nzcv = '0000';
        // Copy in the forward direction offsets the arguments.
        memcpy.toaddress = memcpy.toaddress + memcpy.cpyssize;
        memcpy.fromaddress = memcpy.fromaddress + memcpy.cpyssize;
        memcpy.cpyssize = 0 - memcpy.cpyssize;
    else
        memcpy.nzcv = '0010';

memcpy.stagecpyssize = MemCpyStageSize(memcpy);

if memcpy.stage != MOPSStage\_Prologue then
    CheckMemCpyParams(memcpy, options);

integer copied;
boolean iswrite;
AddressDescriptor memaddrdesc;
PhysMemRetStatus memstatus;
memcpy.forward = TRUE;
boolean fault = FALSE;
MOPSBlockSize B;

if memcpy.implements_option_a then
    while memcpy.stagecpyssize != 0 && !fault do
        // IMP DEF selection of the block size that is worked on. While many
        // implementations might make this constant, that is not assumed.
        B = CPYSizeChoice(memcpy);
        assert B <= -1 * memcpy.stagecpyssize;

        (copied, iswrite, memaddrdesc, memstatus) = MemCpyBytes(memcpy.toaddress + memcpy.cpyssize,
                                                                memcpy.fromaddress + memcpy.cpyssize,
                                                                memcpy.forward, B,
                                                                raccdesc, waccdesc);

        if copied != B then
            fault = TRUE;
        else
            memcpy.cpyssize = memcpy.cpyssize + B;
            memcpy.stagecpyssize = memcpy.stagecpyssize + B;
    else
        while memcpy.stagecpyssize > 0 && !fault do
            // IMP DEF selection of the block size that is worked on. While many
            // implementations might make this constant, that is not assumed.
            B = CPYSizeChoice(memcpy);
            assert B <= memcpy.stagecpyssize;

            (copied, iswrite, memaddrdesc, memstatus) = MemCpyBytes(memcpy.toaddress,
                                                                    memcpy.fromaddress,
                                                                    memcpy.forward, B,
                                                                    raccdesc, waccdesc);

```

```

    if copied != B then
        fault = TRUE;
    else
        memcpy.fromaddress = memcpy.fromaddress + B;
        memcpy.toaddress   = memcpy.toaddress   + B;
        memcpy.cpyssize    = memcpy.cpyssize    - B;
        memcpy.stagecpyssize = memcpy.stagecpyssize - B;

UpdateCpyRegisters(memcpy, fault, copied);

if fault then
    if IsFault(memaddrdesc) then
        AArch64.Abort(memaddrdesc.fault);

    if IsFault(memstatus) then
        constant AccessDescriptor accdesc = if iswrite then waccdesc else raccdesc;
        HandleExternalAbort(memstatus, iswrite, memaddrdesc, B, accdesc);

if memcpy.stage == MOPSTage Prologue then
    PSTATE.<N,Z,C,V> = memcpy.nzcv;

```

Internal version only: aarchmrs v2025-03_rel, pseudocode v2025-03_rel ; Build timestamp: 2025-03-21T17:41

Copyright © 2010-2025 Arm Limited or its affiliates. All rights reserved. This document is Non-Confidential.

CPYFPN, CPYFMN, CPYFEN

Memory copy forward-only, reads and writes non-temporal

These instructions copy a requested number of bytes in memory from a source address to a destination address in a forward direction. The prologue, main, and epilogue instructions are expected to be run in succession and to appear consecutively in memory: CPYFPN, then CPYFMN, and then CPYFEN.

CPYFPN performs some preconditioning of the arguments suitable for using the CPYFMN instruction, and copies an IMPLEMENTATION DEFINED portion of the requested number of bytes. CPYFMN copies a further IMPLEMENTATION DEFINED portion of the remaining bytes. CPYFEN copies any final remaining bytes.

Note

The ability to copy an IMPLEMENTATION DEFINED number of bytes allows an implementation to optimize how the bytes being copied are divided between the different instructions.

For more information on exceptions specific to memory copy instructions, see [Memory Copy and Memory Set exceptions](#).

The memory copy performed by these instructions is in the forward direction only, so the instructions are suitable for a memory copy only where there is no overlap between the source and destination locations, or where the source address is greater than the destination address.

The architecture supports two algorithms for the memory copy: option A and option B. Which algorithm is used is IMPLEMENTATION DEFINED.

Note

Portable software should not assume that the choice of algorithm is constant.

For CPYFPN:

- If $Xn < 63$, the copy size is saturated to $0x7FFFFFFFFFFFFFFF$.

On completion of CPYFPN, option A:

- Xn holds -1 times the number of bytes in the saturated copy size remaining to be copied.
- Xs holds the original Xs + saturated copy size.
- Xd holds the original Xd + saturated copy size.
- $PSTATE.\{N,Z,C,V\}$ are set to $\{0,0,0,0\}$.

On completion of CPYFPN, option B:

- Xn holds the number of bytes in the saturated copy size remaining to be copied.
- Xs holds the lowest address that has not been copied from.
- Xd holds the lowest address that has not been copied to.
- $PSTATE.\{N,Z,C,V\}$ are set to $\{0,0,1,0\}$.

For CPYFMN, option A, when $PSTATE.C = 0$:

- Xn holds a signed 64-bit integer.
- Xn holds -1 times the number of bytes remaining to be copied.
- Xs holds the lowest address to be copied from - Xn .
- Xd holds the lowest address to be copied to - Xn .
- On completion of the instruction, Xn holds -1 times the number of bytes remaining to be copied.

For CPYFMN, option B, when $PSTATE.C = 1$:

- Xn holds the number of bytes remaining to be copied.
- Xs holds the lowest address to be copied from.
- Xd holds the lowest address to be copied to.
- On completion of the instruction:
 - Xn holds the number of bytes remaining to be copied.
 - Xs holds the lowest address that has not been copied from.
 - Xd holds the lowest address that has not been copied to.

For CPYFEN, option A, when $PSTATE.C = 0$:

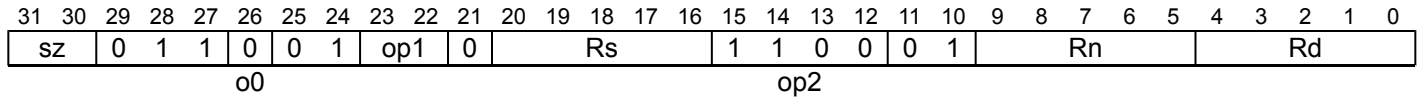
- Xn holds a signed 64-bit integer.
- Xn holds -1 times the number of bytes remaining to be copied.
- Xs holds the lowest address to be copied from - Xn .
- Xd holds the lowest address to be copied to - Xn .
- On completion of the instruction, Xn holds 0.

For CPYFEN, option B, when $PSTATE.C = 1$:

- Xn holds the number of bytes remaining to be copied.
- Xs holds the lowest address to be copied from.
- Xd holds the lowest address to be copied to.
- On completion of the instruction:
 - Xn holds 0.

- Xs holds the lowest address that has not been copied from.
- Xd holds the lowest address that has not been copied to.

Integer (FEAT_MOPS)



Encoding for the Prologue variant

Applies when (op1 == 00)

```
CPYFPN [<Xd>]!, [<Xs>]!, <Xn>!
```

Encoding for the Main variant

Applies when (op1 == 01)

```
CPYFMN [<Xd>]!, [<Xs>]!, <Xn>!
```

Encoding for the Epilogue variant

Applies when (op1 == 10)

```
CPYFEN [<Xd>]!, [<Xs>]!, <Xn>!
```

Decode for all variants of this encoding

```
if !IsFeatureImplemented(FEAT_MOPS) || sz != '00' then EndOfDecode(Decode_UNDEF);

CPYParams memcpy;
memcpy.d = UInt(Rd);
memcpy.s = UInt(Rs);
memcpy.n = UInt(Rn);
constant bits(4) options = op2;
constant boolean rntemporal = options<3> == '1';
constant boolean wntemporal = options<2> == '1';
case op1 of
  when '00' memcpy.stage = MOPSStage_Prologue;
  when '01' memcpy.stage = MOPSStage_Main;
  when '10' memcpy.stage = MOPSStage_Epilogue;
  otherwise SEE "Memory Copy and Memory Set";
```

For information about the CONSTRAINED UNPREDICTABLE behavior of this instruction, see [Architectural Constraints on UNPREDICTABLE behaviors](#), and particularly [Memory Copy and Memory Set CPY*](#) and [Crossing a page boundary with different memory types or Shareability attributes](#).

Assembler Symbols

<Xd>	For the "Prologue" variant: is the 64-bit name of the general-purpose register that holds the destination address and is updated by the instruction, encoded in the "Rd" field.
	For the "Epilogue" and "Main" variants: is the 64-bit name of the general-purpose register that holds an encoding of the destination address, encoded in the "Rd" field.
<Xs>	For the "Prologue" variant: is the 64-bit name of the general-purpose register that holds the source address and is updated by the instruction, encoded in the "Rs" field.
	For the "Epilogue" and "Main" variants: is the 64-bit name of the general-purpose register that holds an encoding of the source address, encoded in the "Rs" field.
<Xn>	For the "Prologue" variant: is the 64-bit name of the general-purpose register that holds the number of bytes to be transferred and is updated by the instruction to encode the remaining size and destination, encoded in the "Rn" field.

For the "Main" variant: is the 64-bit name of the general-purpose register that holds an encoding of the number of bytes to be transferred, encoded in the "Rn" field.

For the "Epilogue" variant: is the 64-bit name of the general-purpose register that holds an encoding of the number of bytes to be transferred and is set to zero on completion of the instruction, encoded in the "Rn" field.


```

CheckMOPSEnabled();

CheckCPYConstrainedUnpredictable(memcpy.n, memcpy.d, memcpy.s);

memcpy.nzcv      = PSTATE.<N,Z,C,V>;
memcpy.toaddress  = X[memcpy.d, 64];
memcpy.fromaddress = X[memcpy.s, 64];
memcpy.cpyssize   = SInt(X[memcpy.n, 64]);
memcpy.implements_option_a = CPYFOptionA();

constant boolean rprivileged = (if options<1> == '1' then AArch64.IsUnprivAccessPriv()
                                else PSTATE.EL != EL0);
constant boolean wprivileged = (if options<0> == '1' then AArch64.IsUnprivAccessPriv()
                                else PSTATE.EL != EL0);

constant AccessDescriptor raccdesc = CreateAccDescMOPS(MemOp\_LOAD, rprivileged, rnontemporal);
constant AccessDescriptor waccdesc = CreateAccDescMOPS(MemOp\_STORE, wprivileged, wnontemporal);

if memcpy.stage == MOPSStage\_Prologue then
    if memcpy.cpyssize<63> == '1' then memcpy.cpyssize = ArchMaxMOPSBlockSize;

    if memcpy.implements_option_a then
        memcpy.nzcv = '0000';
        // Copy in the forward direction offsets the arguments.
        memcpy.toaddress  = memcpy.toaddress  + memcpy.cpyssize;
        memcpy.fromaddress = memcpy.fromaddress + memcpy.cpyssize;
        memcpy.cpyssize   = 0 - memcpy.cpyssize;
    else
        memcpy.nzcv = '0010';

memcpy.stagecpyssize = MemCpyStageSize(memcpy);

if memcpy.stage != MOPSStage\_Prologue then
    CheckMemCpyParams(memcpy, options);

integer copied;
boolean iswrite;
AddressDescriptor memaddrdesc;
PhysMemRetStatus memstatus;
memcpy.forward = TRUE;
boolean fault   = FALSE;
MOPSBlockSize B;

if memcpy.implements_option_a then
    while memcpy.stagecpyssize != 0 && !fault do
        // IMP DEF selection of the block size that is worked on. While many
        // implementations might make this constant, that is not assumed.
        B = CPYSizeChoice(memcpy);
        assert B <= -1 * memcpy.stagecpyssize;

        (copied, iswrite, memaddrdesc, memstatus) = MemCpyBytes(memcpy.toaddress  + memcpy.cpyssize,
                                                                memcpy.fromaddress + memcpy.cpyssize,
                                                                memcpy.forward, B,
                                                                raccdesc, waccdesc);

        if copied != B then
            fault = TRUE;
        else
            memcpy.cpyssize      = memcpy.cpyssize + B;
            memcpy.stagecpyssize = memcpy.stagecpyssize + B;
    else
        while memcpy.stagecpyssize > 0 && !fault do
            // IMP DEF selection of the block size that is worked on. While many
            // implementations might make this constant, that is not assumed.
            B = CPYSizeChoice(memcpy);
            assert B <= memcpy.stagecpyssize;

            (copied, iswrite, memaddrdesc, memstatus) = MemCpyBytes(memcpy.toaddress,
                                                                    memcpy.fromaddress,
                                                                    memcpy.forward, B,
                                                                    raccdesc, waccdesc);

```

```

    if copied != B then
        fault = TRUE;
    else
        memcpy.fromaddress = memcpy.fromaddress + B;
        memcpy.toaddress   = memcpy.toaddress   + B;
        memcpy.cpyssize    = memcpy.cpyssize    - B;
        memcpy.stagecpyssize = memcpy.stagecpyssize - B;

UpdateCpyRegisters(memcpy, fault, copied);

if fault then
    if IsFault(memaddrdesc) then
        AArch64.Abort(memaddrdesc.fault);

    if IsFault(memstatus) then
        constant AccessDescriptor accdesc = if iswrite then waccdesc else raccdesc;
        HandleExternalAbort(memstatus, iswrite, memaddrdesc, B, accdesc);

if memcpy.stage == MOPSTage Prologue then
    PSTATE.<N,Z,C,V> = memcpy.nzcv;

```

Internal version only: aarchmrs v2025-03_rel, pseudocode v2025-03_rel ; Build timestamp: 2025-03-21T17:41

Copyright © 2010-2025 Arm Limited or its affiliates. All rights reserved. This document is Non-Confidential.

CPYFPRN, CPYFMRN, CPYFERN

Memory copy forward-only, reads non-temporal

These instructions copy a requested number of bytes in memory from a source address to a destination address in a forward direction. The prologue, main, and epilogue instructions are expected to be run in succession and to appear consecutively in memory: CPYFPRN, then CPYFMRN, and then CPYFERN.

CPYFPRN performs some preconditioning of the arguments suitable for using the CPYFMRN instruction, and copies an IMPLEMENTATION DEFINED portion of the requested number of bytes. CPYFMRN copies a further IMPLEMENTATION DEFINED portion of the remaining bytes. CPYFERN copies any final remaining bytes.

Note

The ability to copy an IMPLEMENTATION DEFINED number of bytes allows an implementation to optimize how the bytes being copied are divided between the different instructions.

For more information on exceptions specific to memory copy instructions, see [Memory Copy and Memory Set exceptions](#).

The memory copy performed by these instructions is in the forward direction only, so the instructions are suitable for a memory copy only where there is no overlap between the source and destination locations, or where the source address is greater than the destination address.

The architecture supports two algorithms for the memory copy: option A and option B. Which algorithm is used is IMPLEMENTATION DEFINED.

Note

Portable software should not assume that the choice of algorithm is constant.

For CPYFPRN:

- If $Xn < 63$, the copy size is saturated to $0x7FFFFFFFFFFFFFFF$.

On completion of CPYFPRN, option A:

- Xn holds -1 times the number of bytes in the saturated copy size remaining to be copied.
- Xs holds the original Xs + saturated copy size.
- Xd holds the original Xd + saturated copy size.
- $PSTATE.\{N,Z,C,V\}$ are set to $\{0,0,0,0\}$.

On completion of CPYFPRN, option B:

- Xn holds the number of bytes in the saturated copy size remaining to be copied.
- Xs holds the lowest address that has not been copied from.
- Xd holds the lowest address that has not been copied to.
- $PSTATE.\{N,Z,C,V\}$ are set to $\{0,0,1,0\}$.

For CPYFMRN, option A, when $PSTATE.C = 0$:

- Xn holds a signed 64-bit integer.
- Xn holds -1 times the number of bytes remaining to be copied.
- Xs holds the lowest address to be copied from - Xn .
- Xd holds the lowest address to be copied to - Xn .
- On completion of the instruction, Xn holds -1 times the number of bytes remaining to be copied.

For CPYFMRN, option B, when $PSTATE.C = 1$:

- Xn holds the number of bytes remaining to be copied.
- Xs holds the lowest address to be copied from.
- Xd holds the lowest address to be copied to.
- On completion of the instruction:
 - Xn holds the number of bytes remaining to be copied.
 - Xs holds the lowest address that has not been copied from.
 - Xd holds the lowest address that has not been copied to.

For CPYFERN, option A, when $PSTATE.C = 0$:

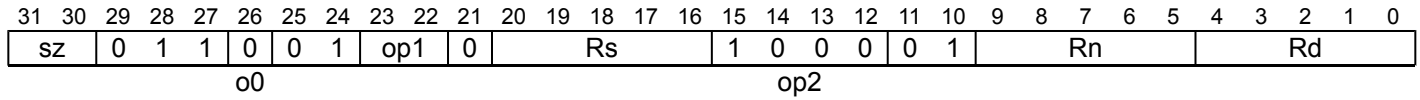
- Xn holds a signed 64-bit integer.
- Xn holds -1 times the number of bytes remaining to be copied.
- Xs holds the lowest address to be copied from - Xn .
- Xd holds the lowest address to be copied to - Xn .
- On completion of the instruction, Xn holds 0.

For CPYFERN, option B, when $PSTATE.C = 1$:

- Xn holds the number of bytes remaining to be copied.
- Xs holds the lowest address to be copied from.
- Xd holds the lowest address to be copied to.
- On completion of the instruction:
 - Xn holds 0.

- Xs holds the lowest address that has not been copied from.
- Xd holds the lowest address that has not been copied to.

Integer (FEAT_MOPS)



Encoding for the Prologue variant

Applies when (op1 == 00)

```
CPYFPRN [<Xd>]!, [<Xs>]!, <Xn>!
```

Encoding for the Main variant

Applies when (op1 == 01)

```
CPYFMRN [<Xd>]!, [<Xs>]!, <Xn>!
```

Encoding for the Epilogue variant

Applies when (op1 == 10)

```
CPYFERN [<Xd>]!, [<Xs>]!, <Xn>!
```

Decode for all variants of this encoding

```
if !IsFeatureImplemented(FEAT_MOPS) || sz != '00' then EndOfDecode(Decode_UNDEF);

CPYParams memcpy;
memcpy.d = UInt(Rd);
memcpy.s = UInt(Rs);
memcpy.n = UInt(Rn);
constant bits(4) options = op2;
constant boolean rntemporal = options<3> == '1';
constant boolean wntemporal = options<2> == '1';
case op1 of
  when '00' memcpy.stage = MOPSStage_Prologue;
  when '01' memcpy.stage = MOPSStage_Main;
  when '10' memcpy.stage = MOPSStage_Epilogue;
  otherwise SEE "Memory Copy and Memory Set";
```

For information about the CONSTRAINED UNPREDICTABLE behavior of this instruction, see [Architectural Constraints on UNPREDICTABLE behaviors](#), and particularly [Memory Copy and Memory Set CPY*](#) and [Crossing a page boundary with different memory types or Shareability attributes](#).

Assembler Symbols

- <Xd> For the "Prologue" variant: is the 64-bit name of the general-purpose register that holds the destination address and is updated by the instruction, encoded in the "Rd" field.
- For the "Epilogue" and "Main" variants: is the 64-bit name of the general-purpose register that holds an encoding of the destination address, encoded in the "Rd" field.
- <Xs> For the "Prologue" variant: is the 64-bit name of the general-purpose register that holds the source address and is updated by the instruction, encoded in the "Rs" field.
- For the "Epilogue" and "Main" variants: is the 64-bit name of the general-purpose register that holds an encoding of the source address, encoded in the "Rs" field.
- <Xn> For the "Prologue" variant: is the 64-bit name of the general-purpose register that holds the number of bytes to be transferred and is updated by the instruction to encode the remaining size and destination, encoded in the "Rn" field.

For the "Main" variant: is the 64-bit name of the general-purpose register that holds an encoding of the number of bytes to be transferred, encoded in the "Rn" field.

For the "Epilogue" variant: is the 64-bit name of the general-purpose register that holds an encoding of the number of bytes to be transferred and is set to zero on completion of the instruction, encoded in the "Rn" field.


```

CheckMOPSEnabled();

CheckCPYConstrainedUnpredictable(memcpy.n, memcpy.d, memcpy.s);

memcpy.nzcv      = PSTATE.<N,Z,C,V>;
memcpy.toaddress  = X[memcpy.d, 64];
memcpy.fromaddress = X[memcpy.s, 64];
memcpy.cpyssize   = SInt(X[memcpy.n, 64]);
memcpy.implements_option_a = CPYFOptionA();

constant boolean rprivileged = (if options<1> == '1' then AArch64.IsUnprivAccessPriv()
                                else PSTATE.EL != EL0);
constant boolean wprivileged = (if options<0> == '1' then AArch64.IsUnprivAccessPriv()
                                else PSTATE.EL != EL0);

constant AccessDescriptor raccdesc = CreateAccDescMOPS(MemOp\_LOAD, rprivileged, rnontemporal);
constant AccessDescriptor waccdesc = CreateAccDescMOPS(MemOp\_STORE, wprivileged, wnontemporal);

if memcpy.stage == MOPSStage\_Prologue then
    if memcpy.cpyssize<63> == '1' then memcpy.cpyssize = ArchMaxMOPSBlockSize;

    if memcpy.implements_option_a then
        memcpy.nzcv = '0000';
        // Copy in the forward direction offsets the arguments.
        memcpy.toaddress  = memcpy.toaddress  + memcpy.cpyssize;
        memcpy.fromaddress = memcpy.fromaddress + memcpy.cpyssize;
        memcpy.cpyssize   = 0 - memcpy.cpyssize;
    else
        memcpy.nzcv = '0010';

memcpy.stagecpyssize = MemCpyStageSize(memcpy);

if memcpy.stage != MOPSStage\_Prologue then
    CheckMemCpyParams(memcpy, options);

integer copied;
boolean iswrite;
AddressDescriptor memaddrdesc;
PhysMemRetStatus memstatus;
memcpy.forward = TRUE;
boolean fault   = FALSE;
MOPSBlockSize B;

if memcpy.implements_option_a then
    while memcpy.stagecpyssize != 0 && !fault do
        // IMP DEF selection of the block size that is worked on. While many
        // implementations might make this constant, that is not assumed.
        B = CPYSizeChoice(memcpy);
        assert B <= -1 * memcpy.stagecpyssize;

        (copied, iswrite, memaddrdesc, memstatus) = MemCpyBytes(memcpy.toaddress  + memcpy.cpyssize,
                                                                memcpy.fromaddress + memcpy.cpyssize,
                                                                memcpy.forward, B,
                                                                raccdesc, waccdesc);

        if copied != B then
            fault = TRUE;
        else
            memcpy.cpyssize      = memcpy.cpyssize + B;
            memcpy.stagecpyssize = memcpy.stagecpyssize + B;
    else
        while memcpy.stagecpyssize > 0 && !fault do
            // IMP DEF selection of the block size that is worked on. While many
            // implementations might make this constant, that is not assumed.
            B = CPYSizeChoice(memcpy);
            assert B <= memcpy.stagecpyssize;

            (copied, iswrite, memaddrdesc, memstatus) = MemCpyBytes(memcpy.toaddress,
                                                                    memcpy.fromaddress,
                                                                    memcpy.forward, B,
                                                                    raccdesc, waccdesc);

```



```

    if copied != B then
        fault = TRUE;
    else
        memcpy.fromaddress = memcpy.fromaddress + B;
        memcpy.toaddress   = memcpy.toaddress   + B;
        memcpy.cpysize      = memcpy.cpysize     - B;
        memcpy.stagecpysize = memcpy.stagecpysize - B;

UpdateCpyRegisters(memcpy, fault, copied);

if fault then
    if IsFault(memaddrdesc) then
        AArch64.Abort(memaddrdesc.fault);

    if IsFault(memstatus) then
        constant AccessDescriptor accdesc = if iswrite then waccdesc else raccdesc;
        HandleExternalAbort(memstatus, iswrite, memaddrdesc, B, accdesc);

if memcpy.stage == MOPSTage Prologue then
    PSTATE.<N,Z,C,V> = memcpy.nzcv;

```

Internal version only: aarchmrs v2025-03_rel, pseudocode v2025-03_rel ; Build timestamp: 2025-03-21T17:41

Copyright © 2010-2025 Arm Limited or its affiliates. All rights reserved. This document is Non-Confidential.

CPYFPRT, CPYFMRT, CPYFERT

Memory copy forward-only, reads unprivileged

These instructions copy a requested number of bytes in memory from a source address to a destination address in a forward direction. The prologue, main, and epilogue instructions are expected to be run in succession and to appear consecutively in memory: CPYFPRT, then CPYFMRT, and then CPYFERT.

CPYFPRT performs some preconditioning of the arguments suitable for using the CPYFMRT instruction, and copies an IMPLEMENTATION DEFINED portion of the requested number of bytes. CPYFMRT copies a further IMPLEMENTATION DEFINED portion of the remaining bytes. CPYFERT copies any final remaining bytes.

Note

The ability to copy an IMPLEMENTATION DEFINED number of bytes allows an implementation to optimize how the bytes being copied are divided between the different instructions.

For more information on exceptions specific to memory copy instructions, see [Memory Copy and Memory Set exceptions](#).

The memory copy performed by these instructions is in the forward direction only, so the instructions are suitable for a memory copy only where there is no overlap between the source and destination locations, or where the source address is greater than the destination address.

The architecture supports two algorithms for the memory copy: option A and option B. Which algorithm is used is IMPLEMENTATION DEFINED.

Note

Portable software should not assume that the choice of algorithm is constant.

For CPYFPRT:

- If $Xn < 63$, the copy size is saturated to $0x7FFFFFFFFFFFFFFF$.

On completion of CPYFPRT, option A:

- Xn holds -1 times the number of bytes in the saturated copy size remaining to be copied.
- Xs holds the original Xs + saturated copy size.
- Xd holds the original Xd + saturated copy size.
- $PSTATE.\{N,Z,C,V\}$ are set to $\{0,0,0,0\}$.

On completion of CPYFPRT, option B:

- Xn holds the number of bytes in the saturated copy size remaining to be copied.
- Xs holds the lowest address that has not been copied from.
- Xd holds the lowest address that has not been copied to.
- $PSTATE.\{N,Z,C,V\}$ are set to $\{0,0,1,0\}$.

For CPYFMRT, option A, when $PSTATE.C = 0$:

- Xn holds a signed 64-bit integer.
- Xn holds -1 times the number of bytes remaining to be copied.
- Xs holds the lowest address to be copied from - Xn .
- Xd holds the lowest address to be copied to - Xn .
- On completion of the instruction, Xn holds -1 times the number of bytes remaining to be copied.

For CPYFMRT, option B, when $PSTATE.C = 1$:

- Xn holds the number of bytes remaining to be copied.
- Xs holds the lowest address to be copied from.
- Xd holds the lowest address to be copied to.
- On completion of the instruction:
 - Xn holds the number of bytes remaining to be copied.
 - Xs holds the lowest address that has not been copied from.
 - Xd holds the lowest address that has not been copied to.

For CPYFERT, option A, when $PSTATE.C = 0$:

- Xn holds a signed 64-bit integer.
- Xn holds -1 times the number of bytes remaining to be copied.
- Xs holds the lowest address to be copied from - Xn .
- Xd holds the lowest address to be copied to - Xn .
- On completion of the instruction, Xn holds 0.

For CPYFERT, option B, when $PSTATE.C = 1$:

- Xn holds the number of bytes remaining to be copied.
- Xs holds the lowest address to be copied from.
- Xd holds the lowest address to be copied to.
- On completion of the instruction:
 - Xn holds 0.

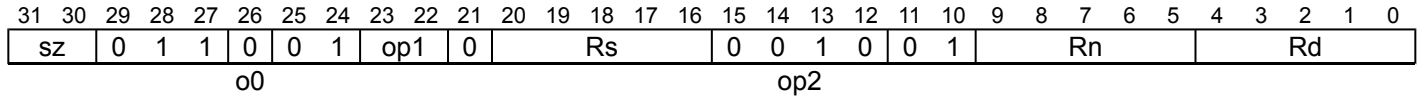
- Xs holds the lowest address that has not been copied from.
- Xd holds the lowest address that has not been copied to.

Explicit Memory Read effects produced by the instruction behave as if the instruction was executed at EL0 if the *Effective value* of PSTATE.UAO is 0 and either:

- The instruction is executed at EL1.
- The instruction is executed at EL2 when the *Effective value* of HCR_EL2.{E2H, TGE} is {1, 1}.

Otherwise, the Explicit Memory Read effects operate with the restrictions determined by the Exception level at which the instruction is executed.

Integer (FEAT_MOPS)



Encoding for the Prologue variant

Applies when (op1 == 00)

```
CPYFPRT [<Xd>]!, [<Xs>]!, <Xn>!
```

Encoding for the Main variant

Applies when (op1 == 01)

```
CPYFMRT [<Xd>]!, [<Xs>]!, <Xn>!
```

Encoding for the Epilogue variant

Applies when (op1 == 10)

```
CPYFERT [<Xd>]!, [<Xs>]!, <Xn>!
```

Decode for all variants of this encoding

```
if !IsFeatureImplemented(FEAT_MOPS) || sz != '00' then EndOfDecode(Decode_UNDEF);

CPYParams memcpy;
memcpy.d = UInt(Rd);
memcpy.s = UInt(Rs);
memcpy.n = UInt(Rn);
constant bits(4) options = op2;
constant boolean rntemporal = options<3> == '1';
constant boolean wnontemporal = options<2> == '1';
case op1 of
  when '00' memcpy.stage = MOPSStage_Prologue;
  when '01' memcpy.stage = MOPSStage_Main;
  when '10' memcpy.stage = MOPSStage_Epilogue;
  otherwise SEE "Memory Copy and Memory Set";
```

For information about the CONSTRAINED UNPREDICTABLE behavior of this instruction, see *Architectural Constraints on UNPREDICTABLE behaviors*, and particularly *Memory Copy and Memory Set CPY** and *Crossing a page boundary with different memory types or Shareability attributes*.

Assembler Symbols

- <Xd> For the "Prologue" variant: is the 64-bit name of the general-purpose register that holds the destination address and is updated by the instruction, encoded in the "Rd" field.
- For the "Epilogue" and "Main" variants: is the 64-bit name of the general-purpose register that holds an encoding of the destination address, encoded in the "Rd" field.
- <Xs> For the "Prologue" variant: is the 64-bit name of the general-purpose register that holds the source address and is updated by the instruction, encoded in the "Rs" field.

For the "Epilogue" and "Main" variants: is the 64-bit name of the general-purpose register that holds an encoding of the source address, encoded in the "Rs" field.

<Xn>

For the "Prologue" variant: is the 64-bit name of the general-purpose register that holds the number of bytes to be transferred and is updated by the instruction to encode the remaining size and destination, encoded in the "Rn" field.

For the "Main" variant: is the 64-bit name of the general-purpose register that holds an encoding of the number of bytes to be transferred, encoded in the "Rn" field.

For the "Epilogue" variant: is the 64-bit name of the general-purpose register that holds an encoding of the number of bytes to be transferred and is set to zero on completion of the instruction, encoded in the "Rn" field.


```

CheckMOPSEnabled();

CheckCPYConstrainedUnpredictable(memcpy.n, memcpy.d, memcpy.s);

memcpy.nzcv      = PSTATE.<N,Z,C,V>;
memcpy.toaddress  = X[memcpy.d, 64];
memcpy.fromaddress = X[memcpy.s, 64];
memcpy.cpyssize   = SInt(X[memcpy.n, 64]);
memcpy.implements_option_a = CPYFOptionA();

constant boolean rprivileged = (if options<1> == '1' then AArch64.IsUnprivAccessPriv()
                                else PSTATE.EL != EL0);
constant boolean wprivileged = (if options<0> == '1' then AArch64.IsUnprivAccessPriv()
                                else PSTATE.EL != EL0);

constant AccessDescriptor raccdesc = CreateAccDescMOPS(MemOp\_LOAD, rprivileged, rnontemporal);
constant AccessDescriptor waccdesc = CreateAccDescMOPS(MemOp\_STORE, wprivileged, wnontemporal);

if memcpy.stage == MOPSStage\_Prologue then
    if memcpy.cpyssize<63> == '1' then memcpy.cpyssize = ArchMaxMOPSBlockSize;

    if memcpy.implements_option_a then
        memcpy.nzcv = '0000';
        // Copy in the forward direction offsets the arguments.
        memcpy.toaddress  = memcpy.toaddress  + memcpy.cpyssize;
        memcpy.fromaddress = memcpy.fromaddress + memcpy.cpyssize;
        memcpy.cpyssize   = 0 - memcpy.cpyssize;
    else
        memcpy.nzcv = '0010';

memcpy.stagecpyssize = MemCpyStageSize(memcpy);

if memcpy.stage != MOPSStage\_Prologue then
    CheckMemCpyParams(memcpy, options);

integer copied;
boolean iswrite;
AddressDescriptor memaddrdesc;
PhysMemRetStatus memstatus;
memcpy.forward = TRUE;
boolean fault   = FALSE;
MOPSBlockSize B;

if memcpy.implements_option_a then
    while memcpy.stagecpyssize != 0 && !fault do
        // IMP DEF selection of the block size that is worked on. While many
        // implementations might make this constant, that is not assumed.
        B = CPYSizeChoice(memcpy);
        assert B <= -1 * memcpy.stagecpyssize;

        (copied, iswrite, memaddrdesc, memstatus) = MemCpyBytes(memcpy.toaddress  + memcpy.cpyssize,
                                                                memcpy.fromaddress + memcpy.cpyssize,
                                                                memcpy.forward, B,
                                                                raccdesc, waccdesc);

        if copied != B then
            fault = TRUE;
        else
            memcpy.cpyssize      = memcpy.cpyssize + B;
            memcpy.stagecpyssize = memcpy.stagecpyssize + B;
    else
        while memcpy.stagecpyssize > 0 && !fault do
            // IMP DEF selection of the block size that is worked on. While many
            // implementations might make this constant, that is not assumed.
            B = CPYSizeChoice(memcpy);
            assert B <= memcpy.stagecpyssize;

            (copied, iswrite, memaddrdesc, memstatus) = MemCpyBytes(memcpy.toaddress,
                                                                    memcpy.fromaddress,
                                                                    memcpy.forward, B,
                                                                    raccdesc, waccdesc);

```

```

    if copied != B then
        fault = TRUE;
    else
        memcpy.fromaddress = memcpy.fromaddress + B;
        memcpy.toaddress   = memcpy.toaddress   + B;
        memcpy.cpyssize    = memcpy.cpyssize    - B;
        memcpy.stagecpyssize = memcpy.stagecpyssize - B;

UpdateCpyRegisters(memcpy, fault, copied);

if fault then
    if IsFault(memaddrdesc) then
        AArch64.Abort(memaddrdesc.fault);

    if IsFault(memstatus) then
        constant AccessDescriptor accdesc = if iswrite then waccdesc else raccdesc;
        HandleExternalAbort(memstatus, iswrite, memaddrdesc, B, accdesc);

if memcpy.stage == MOPSStage\_Prologue then
    PSTATE.<N,Z,C,V> = memcpy.nzcv;

```

Internal version only: aarchmrs v2025-03_rel, pseudocode v2025-03_rel ; Build timestamp: 2025-03-21T17:41

Copyright © 2010-2025 Arm Limited or its affiliates. All rights reserved. This document is Non-Confidential.

CPYFPRTN, CPYFMRTN, CPYFERTN

Memory copy forward-only, reads unprivileged, reads and writes non-temporal

These instructions copy a requested number of bytes in memory from a source address to a destination address in a forward direction. The prologue, main, and epilogue instructions are expected to be run in succession and to appear consecutively in memory: CPYFPRTN, then CPYFMRTN, and then CPYFERTN.

CPYFPRTN performs some preconditioning of the arguments suitable for using the CPYFMRTN instruction, and copies an IMPLEMENTATION DEFINED portion of the requested number of bytes. CPYFMRTN copies a further IMPLEMENTATION DEFINED portion of the remaining bytes. CPYFERTN copies any final remaining bytes.

Note

The ability to copy an IMPLEMENTATION DEFINED number of bytes allows an implementation to optimize how the bytes being copied are divided between the different instructions.

For more information on exceptions specific to memory copy instructions, see [Memory Copy and Memory Set exceptions](#).

The memory copy performed by these instructions is in the forward direction only, so the instructions are suitable for a memory copy only where there is no overlap between the source and destination locations, or where the source address is greater than the destination address.

The architecture supports two algorithms for the memory copy: option A and option B. Which algorithm is used is IMPLEMENTATION DEFINED.

Note

Portable software should not assume that the choice of algorithm is constant.

For CPYFPRTN:

- If $Xn < 63$, the copy size is saturated to $0x7FFFFFFFFFFFFFFF$.

On completion of CPYFPRTN, option A:

- Xn holds -1 times the number of bytes in the saturated copy size remaining to be copied.
- Xs holds the original Xs + saturated copy size.
- Xd holds the original Xd + saturated copy size.
- $PSTATE.\{N,Z,C,V\}$ are set to $\{0,0,0,0\}$.

On completion of CPYFPRTN, option B:

- Xn holds the number of bytes in the saturated copy size remaining to be copied.
- Xs holds the lowest address that has not been copied from.
- Xd holds the lowest address that has not been copied to.
- $PSTATE.\{N,Z,C,V\}$ are set to $\{0,0,1,0\}$.

For CPYFMRTN, option A, when $PSTATE.C = 0$:

- Xn holds a signed 64-bit integer.
- Xn holds -1 times the number of bytes remaining to be copied.
- Xs holds the lowest address to be copied from - Xn .
- Xd holds the lowest address to be copied to - Xn .
- On completion of the instruction, Xn holds -1 times the number of bytes remaining to be copied.

For CPYFMRTN, option B, when $PSTATE.C = 1$:

- Xn holds the number of bytes remaining to be copied.
- Xs holds the lowest address to be copied from.
- Xd holds the lowest address to be copied to.
- On completion of the instruction:
 - Xn holds the number of bytes remaining to be copied.
 - Xs holds the lowest address that has not been copied from.
 - Xd holds the lowest address that has not been copied to.

For CPYFERTN, option A, when $PSTATE.C = 0$:

- Xn holds a signed 64-bit integer.
- Xn holds -1 times the number of bytes remaining to be copied.
- Xs holds the lowest address to be copied from - Xn .
- Xd holds the lowest address to be copied to - Xn .
- On completion of the instruction, Xn holds 0.

For CPYFERTN, option B, when $PSTATE.C = 1$:

- Xn holds the number of bytes remaining to be copied.
- Xs holds the lowest address to be copied from.
- Xd holds the lowest address to be copied to.
- On completion of the instruction:
 - Xn holds 0.

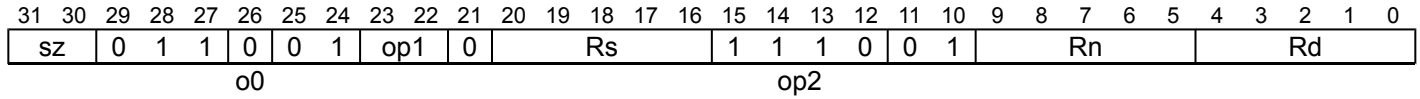
- Xs holds the lowest address that has not been copied from.
- Xd holds the lowest address that has not been copied to.

Explicit Memory Read effects produced by the instruction behave as if the instruction was executed at EL0 if the *Effective value* of PSTATE.UAO is 0 and either:

- The instruction is executed at EL1.
- The instruction is executed at EL2 when the *Effective value* of HCR_EL2.{E2H, TGE} is {1, 1}.

Otherwise, the Explicit Memory Read effects operate with the restrictions determined by the Exception level at which the instruction is executed.

Integer (FEAT_MOPS)



Encoding for the Prologue variant

Applies when (op1 == 00)

```
CPYFPRTN [<Xd>]!, [<Xs>]!, <Xn>!
```

Encoding for the Main variant

Applies when (op1 == 01)

```
CPYFMRTN [<Xd>]!, [<Xs>]!, <Xn>!
```

Encoding for the Epilogue variant

Applies when (op1 == 10)

```
CPYFERTN [<Xd>]!, [<Xs>]!, <Xn>!
```

Decode for all variants of this encoding

```
if !IsFeatureImplemented(FEAT_MOPS) || sz != '00' then EndOfDecode(Decode_UNDEF);

CPYParams memcpy;
memcpy.d = UInt(Rd);
memcpy.s = UInt(Rs);
memcpy.n = UInt(Rn);
constant bits(4) options = op2;
constant boolean rntemporal = options<3> == '1';
constant boolean wnontemporal = options<2> == '1';
case op1 of
  when '00' memcpy.stage = MOPSStage_Prologue;
  when '01' memcpy.stage = MOPSStage_Main;
  when '10' memcpy.stage = MOPSStage_Epilogue;
  otherwise SEE "Memory Copy and Memory Set";
```

For information about the CONSTRAINED UNPREDICTABLE behavior of this instruction, see *Architectural Constraints on UNPREDICTABLE behaviors*, and particularly *Memory Copy and Memory Set CPY** and *Crossing a page boundary with different memory types or Shareability attributes*.

Assembler Symbols

- <Xd> For the "Prologue" variant: is the 64-bit name of the general-purpose register that holds the destination address and is updated by the instruction, encoded in the "Rd" field.
- For the "Epilogue" and "Main" variants: is the 64-bit name of the general-purpose register that holds an encoding of the destination address, encoded in the "Rd" field.
- <Xs> For the "Prologue" variant: is the 64-bit name of the general-purpose register that holds the source address and is updated by the instruction, encoded in the "Rs" field.

For the "Epilogue" and "Main" variants: is the 64-bit name of the general-purpose register that holds an encoding of the source address, encoded in the "Rs" field.

<Xn>

For the "Prologue" variant: is the 64-bit name of the general-purpose register that holds the number of bytes to be transferred and is updated by the instruction to encode the remaining size and destination, encoded in the "Rn" field.

For the "Main" variant: is the 64-bit name of the general-purpose register that holds an encoding of the number of bytes to be transferred, encoded in the "Rn" field.

For the "Epilogue" variant: is the 64-bit name of the general-purpose register that holds an encoding of the number of bytes to be transferred and is set to zero on completion of the instruction, encoded in the "Rn" field.


```

CheckMOPSEnabled();

CheckCPYConstrainedUnpredictable(memcpy.n, memcpy.d, memcpy.s);

memcpy.nzcv      = PSTATE.<N,Z,C,V>;
memcpy.toaddress  = X[memcpy.d, 64];
memcpy.fromaddress = X[memcpy.s, 64];
memcpy.cpyssize   = Sint(X[memcpy.n, 64]);
memcpy.implements_option_a = CPYFOptionA();

constant boolean rprivileged = (if options<1> == '1' then AArch64.IsUnprivAccessPriv()
                                else PSTATE.EL != EL0);
constant boolean wprivileged = (if options<0> == '1' then AArch64.IsUnprivAccessPriv()
                                else PSTATE.EL != EL0);

constant AccessDescriptor raccdesc = CreateAccDescMOPS(MemOp_LOAD, rprivileged, rnontemporal);
constant AccessDescriptor waccdesc = CreateAccDescMOPS(MemOp_STORE, wprivileged, wnontemporal);

if memcpy.stage == MOPSStage_Prologue then
    if memcpy.cpyssize<63> == '1' then memcpy.cpyssize = ArchMaxMOPSBlockSize;

    if memcpy.implements_option_a then
        memcpy.nzcv = '0000';
        // Copy in the forward direction offsets the arguments.
        memcpy.toaddress  = memcpy.toaddress  + memcpy.cpyssize;
        memcpy.fromaddress = memcpy.fromaddress + memcpy.cpyssize;
        memcpy.cpyssize   = 0 - memcpy.cpyssize;
    else
        memcpy.nzcv = '0010';

memcpy.stagecpyssize = MemCpyStageSize(memcpy);

if memcpy.stage != MOPSStage_Prologue then
    CheckMemCpyParams(memcpy, options);

integer copied;
boolean iswrite;
AddressDescriptor memaddrdesc;
PhysMemRetStatus memstatus;
memcpy.forward = TRUE;
boolean fault = FALSE;
MOPSBlockSize B;

if memcpy.implements_option_a then
    while memcpy.stagecpyssize != 0 && !fault do
        // IMP DEF selection of the block size that is worked on. While many
        // implementations might make this constant, that is not assumed.
        B = CPYSizeChoice(memcpy);
        assert B <= -1 * memcpy.stagecpyssize;

        (copied, iswrite, memaddrdesc, memstatus) = MemCpyBytes(memcpy.toaddress + memcpy.cpyssize,
                                                                memcpy.fromaddress + memcpy.cpyssize,
                                                                memcpy.forward, B,
                                                                raccdesc, waccdesc);

        if copied != B then
            fault = TRUE;
        else
            memcpy.cpyssize = memcpy.cpyssize + B;
            memcpy.stagecpyssize = memcpy.stagecpyssize + B;
    else
        while memcpy.stagecpyssize > 0 && !fault do
            // IMP DEF selection of the block size that is worked on. While many
            // implementations might make this constant, that is not assumed.
            B = CPYSizeChoice(memcpy);
            assert B <= memcpy.stagecpyssize;

            (copied, iswrite, memaddrdesc, memstatus) = MemCpyBytes(memcpy.toaddress,
                                                                    memcpy.fromaddress,
                                                                    memcpy.forward, B,
                                                                    raccdesc, waccdesc);

```

```

    if copied != B then
        fault = TRUE;
    else
        memcpy.fromaddress = memcpy.fromaddress + B;
        memcpy.toaddress   = memcpy.toaddress   + B;
        memcpy.cpysize      = memcpy.cpysize     - B;
        memcpy.stagecpysize = memcpy.stagecpysize - B;

UpdateCpyRegisters(memcpy, fault, copied);

if fault then
    if IsFault(memaddrdesc) then
        AArch64.Abort(memaddrdesc.fault);

    if IsFault(memstatus) then
        constant AccessDescriptor accdesc = if iswrite then waccdesc else raccdesc;
        HandleExternalAbort(memstatus, iswrite, memaddrdesc, B, accdesc);

if memcpy.stage == MOPSTage Prologue then
    PSTATE.<N,Z,C,V> = memcpy.nzcv;

```

Internal version only: aarchmrs v2025-03_rel, pseudocode v2025-03_rel ; Build timestamp: 2025-03-21T17:41

Copyright © 2010-2025 Arm Limited or its affiliates. All rights reserved. This document is Non-Confidential.

CPYFPRTRN, CPYFMRTRN, CPYFERTRN

Memory copy forward-only, reads unprivileged and non-temporal

These instructions copy a requested number of bytes in memory from a source address to a destination address in a forward direction. The prologue, main, and epilogue instructions are expected to be run in succession and to appear consecutively in memory: CPYFPRTRN, then CPYFMRTRN, and then CPYFERTRN.

CPYFPRTRN performs some preconditioning of the arguments suitable for using the CPYFMRTRN instruction, and copies an IMPLEMENTATION DEFINED portion of the requested number of bytes. CPYFMRTRN copies a further IMPLEMENTATION DEFINED portion of the remaining bytes. CPYFERTRN copies any final remaining bytes.

Note

The ability to copy an IMPLEMENTATION DEFINED number of bytes allows an implementation to optimize how the bytes being copied are divided between the different instructions.

For more information on exceptions specific to memory copy instructions, see [Memory Copy and Memory Set exceptions](#).

The memory copy performed by these instructions is in the forward direction only, so the instructions are suitable for a memory copy only where there is no overlap between the source and destination locations, or where the source address is greater than the destination address.

The architecture supports two algorithms for the memory copy: option A and option B. Which algorithm is used is IMPLEMENTATION DEFINED.

Note

Portable software should not assume that the choice of algorithm is constant.

For CPYFPRTRN:

- If $Xn < 63$, the copy size is saturated to $0x7FFFFFFFFFFFFFFF$.

On completion of CPYFPRTRN, option A:

- Xn holds -1 times the number of bytes in the saturated copy size remaining to be copied.
- Xs holds the original Xs + saturated copy size.
- Xd holds the original Xd + saturated copy size.
- $PSTATE.\{N,Z,C,V\}$ are set to $\{0,0,0,0\}$.

On completion of CPYFPRTRN, option B:

- Xn holds the number of bytes in the saturated copy size remaining to be copied.
- Xs holds the lowest address that has not been copied from.
- Xd holds the lowest address that has not been copied to.
- $PSTATE.\{N,Z,C,V\}$ are set to $\{0,0,1,0\}$.

For CPYFMRTRN, option A, when $PSTATE.C = 0$:

- Xn holds a signed 64-bit integer.
- Xn holds -1 times the number of bytes remaining to be copied.
- Xs holds the lowest address to be copied from - Xn .
- Xd holds the lowest address to be copied to - Xn .
- On completion of the instruction, Xn holds -1 times the number of bytes remaining to be copied.

For CPYFMRTRN, option B, when $PSTATE.C = 1$:

- Xn holds the number of bytes remaining to be copied.
- Xs holds the lowest address to be copied from.
- Xd holds the lowest address to be copied to.
- On completion of the instruction:
 - Xn holds the number of bytes remaining to be copied.
 - Xs holds the lowest address that has not been copied from.
 - Xd holds the lowest address that has not been copied to.

For CPYFERTRN, option A, when $PSTATE.C = 0$:

- Xn holds a signed 64-bit integer.
- Xn holds -1 times the number of bytes remaining to be copied.
- Xs holds the lowest address to be copied from - Xn .
- Xd holds the lowest address to be copied to - Xn .
- On completion of the instruction, Xn holds 0.

For CPYFERTRN, option B, when $PSTATE.C = 1$:

- Xn holds the number of bytes remaining to be copied.
- Xs holds the lowest address to be copied from.
- Xd holds the lowest address to be copied to.
- On completion of the instruction:
 - Xn holds 0.

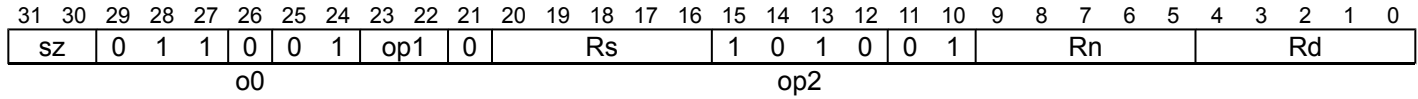
- Xs holds the lowest address that has not been copied from.
- Xd holds the lowest address that has not been copied to.

Explicit Memory Read effects produced by the instruction behave as if the instruction was executed at EL0 if the *Effective value* of PSTATE.UAO is 0 and either:

- The instruction is executed at EL1.
- The instruction is executed at EL2 when the *Effective value* of HCR_EL2.{E2H, TGE} is {1, 1}.

Otherwise, the Explicit Memory Read effects operate with the restrictions determined by the Exception level at which the instruction is executed.

Integer (FEAT_MOPS)



Encoding for the Prologue variant

Applies when (op1 == 00)

```
CPYFPRTRN [<Xd>]!, [<Xs>]!, <Xn>!
```

Encoding for the Main variant

Applies when (op1 == 01)

```
CPYFMRTRN [<Xd>]!, [<Xs>]!, <Xn>!
```

Encoding for the Epilogue variant

Applies when (op1 == 10)

```
CPYFERTRN [<Xd>]!, [<Xs>]!, <Xn>!
```

Decode for all variants of this encoding

```
if !IsFeatureImplemented(FEAT_MOPS) || sz != '00' then EndOfDecode(Decode_UNDEF);

CPYParams memcpy;
memcpy.d = UInt(Rd);
memcpy.s = UInt(Rs);
memcpy.n = UInt(Rn);
constant bits(4) options = op2;
constant boolean rntemporal = options<3> == '1';
constant boolean wnontemporal = options<2> == '1';
case op1 of
  when '00' memcpy.stage = MOPSStage_Prologue;
  when '01' memcpy.stage = MOPSStage_Main;
  when '10' memcpy.stage = MOPSStage_Epilogue;
  otherwise SEE "Memory Copy and Memory Set";
```

For information about the CONSTRAINED UNPREDICTABLE behavior of this instruction, see *Architectural Constraints on UNPREDICTABLE behaviors*, and particularly *Memory Copy and Memory Set CPY** and *Crossing a page boundary with different memory types or Shareability attributes*.

Assembler Symbols

- <Xd> For the "Prologue" variant: is the 64-bit name of the general-purpose register that holds the destination address and is updated by the instruction, encoded in the "Rd" field.
- For the "Epilogue" and "Main" variants: is the 64-bit name of the general-purpose register that holds an encoding of the destination address, encoded in the "Rd" field.
- <Xs> For the "Prologue" variant: is the 64-bit name of the general-purpose register that holds the source address and is updated by the instruction, encoded in the "Rs" field.

For the "Epilogue" and "Main" variants: is the 64-bit name of the general-purpose register that holds an encoding of the source address, encoded in the "Rs" field.

<Xn>

For the "Prologue" variant: is the 64-bit name of the general-purpose register that holds the number of bytes to be transferred and is updated by the instruction to encode the remaining size and destination, encoded in the "Rn" field.

For the "Main" variant: is the 64-bit name of the general-purpose register that holds an encoding of the number of bytes to be transferred, encoded in the "Rn" field.

For the "Epilogue" variant: is the 64-bit name of the general-purpose register that holds an encoding of the number of bytes to be transferred and is set to zero on completion of the instruction, encoded in the "Rn" field.


```

CheckMOPSEnabled();

CheckCPYConstrainedUnpredictable(memcpy.n, memcpy.d, memcpy.s);

memcpy.nzcv      = PSTATE.<N,Z,C,V>;
memcpy.toaddress  = X[memcpy.d, 64];
memcpy.fromaddress = X[memcpy.s, 64];
memcpy.cpyssize   = SInt(X[memcpy.n, 64]);
memcpy.implements_option_a = CPYFOptionA();

constant boolean rprivileged = (if options<1> == '1' then AArch64.IsUnprivAccessPriv()
                                else PSTATE.EL != EL0);
constant boolean wprivileged = (if options<0> == '1' then AArch64.IsUnprivAccessPriv()
                                else PSTATE.EL != EL0);

constant AccessDescriptor raccdesc = CreateAccDescMOPS(MemOp\_LOAD, rprivileged, rnontemporal);
constant AccessDescriptor waccdesc = CreateAccDescMOPS(MemOp\_STORE, wprivileged, wnontemporal);

if memcpy.stage == MOPSStage\_Prologue then
    if memcpy.cpyssize<63> == '1' then memcpy.cpyssize = ArchMaxMOPSBlockSize;

    if memcpy.implements_option_a then
        memcpy.nzcv = '0000';
        // Copy in the forward direction offsets the arguments.
        memcpy.toaddress  = memcpy.toaddress  + memcpy.cpyssize;
        memcpy.fromaddress = memcpy.fromaddress + memcpy.cpyssize;
        memcpy.cpyssize   = 0 - memcpy.cpyssize;
    else
        memcpy.nzcv = '0010';

memcpy.stagecpyssize = MemCpyStageSize(memcpy);

if memcpy.stage != MOPSStage\_Prologue then
    CheckMemCpyParams(memcpy, options);

integer copied;
boolean iswrite;
AddressDescriptor memaddrdesc;
PhysMemRetStatus memstatus;
memcpy.forward = TRUE;
boolean fault   = FALSE;
MOPSBlockSize B;

if memcpy.implements_option_a then
    while memcpy.stagecpyssize != 0 && !fault do
        // IMP DEF selection of the block size that is worked on. While many
        // implementations might make this constant, that is not assumed.
        B = CPYSizeChoice(memcpy);
        assert B <= -1 * memcpy.stagecpyssize;

        (copied, iswrite, memaddrdesc, memstatus) = MemCpyBytes(memcpy.toaddress  + memcpy.cpyssize,
                                                                memcpy.fromaddress + memcpy.cpyssize,
                                                                memcpy.forward, B,
                                                                raccdesc, waccdesc);

        if copied != B then
            fault = TRUE;
        else
            memcpy.cpyssize      = memcpy.cpyssize + B;
            memcpy.stagecpyssize = memcpy.stagecpyssize + B;
    else
        while memcpy.stagecpyssize > 0 && !fault do
            // IMP DEF selection of the block size that is worked on. While many
            // implementations might make this constant, that is not assumed.
            B = CPYSizeChoice(memcpy);
            assert B <= memcpy.stagecpyssize;

            (copied, iswrite, memaddrdesc, memstatus) = MemCpyBytes(memcpy.toaddress,
                                                                    memcpy.fromaddress,
                                                                    memcpy.forward, B,
                                                                    raccdesc, waccdesc);

```

```

    if copied != B then
        fault = TRUE;
    else
        memcpy.fromaddress = memcpy.fromaddress + B;
        memcpy.toaddress   = memcpy.toaddress   + B;
        memcpy.cpyssize    = memcpy.cpyssize    - B;
        memcpy.stagecpyssize = memcpy.stagecpyssize - B;

UpdateCpyRegisters(memcpy, fault, copied);

if fault then
    if IsFault(memaddrdesc) then
        AArch64.Abort(memaddrdesc.fault);

    if IsFault(memstatus) then
        constant AccessDescriptor accdesc = if iswrite then waccdesc else raccdesc;
        HandleExternalAbort(memstatus, iswrite, memaddrdesc, B, accdesc);

if memcpy.stage == MOPSTage Prologue then
    PSTATE.<N,Z,C,V> = memcpy.nzcv;

```

Internal version only: aarchmrs v2025-03_rel, pseudocode v2025-03_rel ; Build timestamp: 2025-03-21T17:41

Copyright © 2010-2025 Arm Limited or its affiliates. All rights reserved. This document is Non-Confidential.

CPYFPRTWN, CPYFMRTWN, CPYFERTWN

Memory copy forward-only, reads unprivileged, writes non-temporal

These instructions copy a requested number of bytes in memory from a source address to a destination address in a forward direction. The prologue, main, and epilogue instructions are expected to be run in succession and to appear consecutively in memory: CPYFPRTWN, then CPYFMRTWN, and then CPYFERTWN.

CPYFPRTWN performs some preconditioning of the arguments suitable for using the CPYFMRTWN instruction, and copies an IMPLEMENTATION DEFINED portion of the requested number of bytes. CPYFMRTWN copies a further IMPLEMENTATION DEFINED portion of the remaining bytes. CPYFERTWN copies any final remaining bytes.

Note

The ability to copy an IMPLEMENTATION DEFINED number of bytes allows an implementation to optimize how the bytes being copied are divided between the different instructions.

For more information on exceptions specific to memory copy instructions, see [Memory Copy and Memory Set exceptions](#).

The memory copy performed by these instructions is in the forward direction only, so the instructions are suitable for a memory copy only where there is no overlap between the source and destination locations, or where the source address is greater than the destination address.

The architecture supports two algorithms for the memory copy: option A and option B. Which algorithm is used is IMPLEMENTATION DEFINED.

Note

Portable software should not assume that the choice of algorithm is constant.

For CPYFPRTWN:

- If $Xn < 63$, the copy size is saturated to $0x7FFFFFFFFFFFFFFF$.

On completion of CPYFPRTWN, option A:

- Xn holds -1 times the number of bytes in the saturated copy size remaining to be copied.
- Xs holds the original Xs + saturated copy size.
- Xd holds the original Xd + saturated copy size.
- $PSTATE.\{N,Z,C,V\}$ are set to $\{0,0,0,0\}$.

On completion of CPYFPRTWN, option B:

- Xn holds the number of bytes in the saturated copy size remaining to be copied.
- Xs holds the lowest address that has not been copied from.
- Xd holds the lowest address that has not been copied to.
- $PSTATE.\{N,Z,C,V\}$ are set to $\{0,0,1,0\}$.

For CPYFMRTWN, option A, when $PSTATE.C = 0$:

- Xn holds a signed 64-bit integer.
- Xn holds -1 times the number of bytes remaining to be copied.
- Xs holds the lowest address to be copied from - Xn .
- Xd holds the lowest address to be copied to - Xn .
- On completion of the instruction, Xn holds -1 times the number of bytes remaining to be copied.

For CPYFMRTWN, option B, when $PSTATE.C = 1$:

- Xn holds the number of bytes remaining to be copied.
- Xs holds the lowest address to be copied from.
- Xd holds the lowest address to be copied to.
- On completion of the instruction:
 - Xn holds the number of bytes remaining to be copied.
 - Xs holds the lowest address that has not been copied from.
 - Xd holds the lowest address that has not been copied to.

For CPYFERTWN, option A, when $PSTATE.C = 0$:

- Xn holds a signed 64-bit integer.
- Xn holds -1 times the number of bytes remaining to be copied.
- Xs holds the lowest address to be copied from - Xn .
- Xd holds the lowest address to be copied to - Xn .
- On completion of the instruction, Xn holds 0.

For CPYFERTWN, option B, when $PSTATE.C = 1$:

- Xn holds the number of bytes remaining to be copied.
- Xs holds the lowest address to be copied from.
- Xd holds the lowest address to be copied to.
- On completion of the instruction:
 - Xn holds 0.

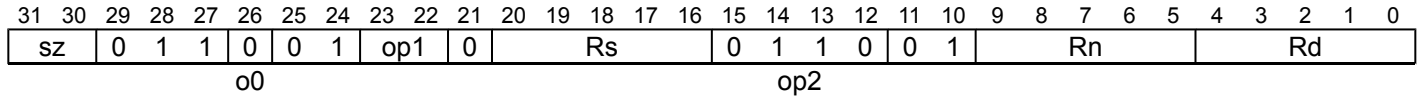
- Xs holds the lowest address that has not been copied from.
- Xd holds the lowest address that has not been copied to.

Explicit Memory Read effects produced by the instruction behave as if the instruction was executed at EL0 if the *Effective value* of PSTATE.UAO is 0 and either:

- The instruction is executed at EL1.
- The instruction is executed at EL2 when the *Effective value* of HCR_EL2.{E2H, TGE} is {1, 1}.

Otherwise, the Explicit Memory Read effects operate with the restrictions determined by the Exception level at which the instruction is executed.

Integer (FEAT_MOPS)



Encoding for the Prologue variant

Applies when (op1 == 00)

```
CPYFPRTWN [<Xd>]!, [<Xs>]!, <Xn>!
```

Encoding for the Main variant

Applies when (op1 == 01)

```
CPYFMRTWN [<Xd>]!, [<Xs>]!, <Xn>!
```

Encoding for the Epilogue variant

Applies when (op1 == 10)

```
CPYFERTWN [<Xd>]!, [<Xs>]!, <Xn>!
```

Decode for all variants of this encoding

```
if !IsFeatureImplemented(FEAT_MOPS) || sz != '00' then EndOfDecode(Decode_UNDEF);

CPYParams memcpy;
memcpy.d = UInt(Rd);
memcpy.s = UInt(Rs);
memcpy.n = UInt(Rn);
constant bits(4) options = op2;
constant boolean rntemporal = options<3> == '1';
constant boolean wntemporal = options<2> == '1';
case op1 of
  when '00' memcpy.stage = MOPSStage_Prologue;
  when '01' memcpy.stage = MOPSStage_Main;
  when '10' memcpy.stage = MOPSStage_Epilogue;
  otherwise SEE "Memory Copy and Memory Set";
```

For information about the CONSTRAINED UNPREDICTABLE behavior of this instruction, see *Architectural Constraints on UNPREDICTABLE behaviors*, and particularly *Memory Copy and Memory Set CPY** and *Crossing a page boundary with different memory types or Shareability attributes*.

Assembler Symbols

- <Xd> For the "Prologue" variant: is the 64-bit name of the general-purpose register that holds the destination address and is updated by the instruction, encoded in the "Rd" field.
- For the "Epilogue" and "Main" variants: is the 64-bit name of the general-purpose register that holds an encoding of the destination address, encoded in the "Rd" field.
- <Xs> For the "Prologue" variant: is the 64-bit name of the general-purpose register that holds the source address and is updated by the instruction, encoded in the "Rs" field.

For the "Epilogue" and "Main" variants: is the 64-bit name of the general-purpose register that holds an encoding of the source address, encoded in the "Rs" field.

<Xn>

For the "Prologue" variant: is the 64-bit name of the general-purpose register that holds the number of bytes to be transferred and is updated by the instruction to encode the remaining size and destination, encoded in the "Rn" field.

For the "Main" variant: is the 64-bit name of the general-purpose register that holds an encoding of the number of bytes to be transferred, encoded in the "Rn" field.

For the "Epilogue" variant: is the 64-bit name of the general-purpose register that holds an encoding of the number of bytes to be transferred and is set to zero on completion of the instruction, encoded in the "Rn" field.


```

CheckMOPSEnabled();

CheckCPYConstrainedUnpredictable(memcpy.n, memcpy.d, memcpy.s);

memcpy.nzcv      = PSTATE.<N,Z,C,V>;
memcpy.toaddress  = X[memcpy.d, 64];
memcpy.fromaddress = X[memcpy.s, 64];
memcpy.cpyssize   = SInt(X[memcpy.n, 64]);
memcpy.implements_option_a = CPYFOptionA();

constant boolean rprivileged = (if options<1> == '1' then AArch64.IsUnprivAccessPriv()
                                else PSTATE.EL != EL0);
constant boolean wprivileged = (if options<0> == '1' then AArch64.IsUnprivAccessPriv()
                                else PSTATE.EL != EL0);

constant AccessDescriptor raccdesc = CreateAccDescMOPS(MemOp\_LOAD, rprivileged, rnontemporal);
constant AccessDescriptor waccdesc = CreateAccDescMOPS(MemOp\_STORE, wprivileged, wnontemporal);

if memcpy.stage == MOPSStage\_Prologue then
    if memcpy.cpyssize<63> == '1' then memcpy.cpyssize = ArchMaxMOPSBlockSize;

    if memcpy.implements_option_a then
        memcpy.nzcv = '0000';
        // Copy in the forward direction offsets the arguments.
        memcpy.toaddress  = memcpy.toaddress  + memcpy.cpyssize;
        memcpy.fromaddress = memcpy.fromaddress + memcpy.cpyssize;
        memcpy.cpyssize   = 0 - memcpy.cpyssize;
    else
        memcpy.nzcv = '0010';

memcpy.stagecpyssize = MemCpyStageSize(memcpy);

if memcpy.stage != MOPSStage\_Prologue then
    CheckMemCpyParams(memcpy, options);

integer copied;
boolean iswrite;
AddressDescriptor memaddrdesc;
PhysMemRetStatus memstatus;
memcpy.forward = TRUE;
boolean fault   = FALSE;
MOPSBlockSize B;

if memcpy.implements_option_a then
    while memcpy.stagecpyssize != 0 && !fault do
        // IMP DEF selection of the block size that is worked on. While many
        // implementations might make this constant, that is not assumed.
        B = CPYSizeChoice(memcpy);
        assert B <= -1 * memcpy.stagecpyssize;

        (copied, iswrite, memaddrdesc, memstatus) = MemCpyBytes(memcpy.toaddress  + memcpy.cpyssize,
                                                                memcpy.fromaddress + memcpy.cpyssize,
                                                                memcpy.forward, B,
                                                                raccdesc, waccdesc);

        if copied != B then
            fault = TRUE;
        else
            memcpy.cpyssize      = memcpy.cpyssize + B;
            memcpy.stagecpyssize = memcpy.stagecpyssize + B;
    else
        while memcpy.stagecpyssize > 0 && !fault do
            // IMP DEF selection of the block size that is worked on. While many
            // implementations might make this constant, that is not assumed.
            B = CPYSizeChoice(memcpy);
            assert B <= memcpy.stagecpyssize;

            (copied, iswrite, memaddrdesc, memstatus) = MemCpyBytes(memcpy.toaddress,
                                                                    memcpy.fromaddress,
                                                                    memcpy.forward, B,
                                                                    raccdesc, waccdesc);

```



```

    if copied != B then
        fault = TRUE;
    else
        memcpy.fromaddress = memcpy.fromaddress + B;
        memcpy.toaddress   = memcpy.toaddress   + B;
        memcpy.cpyssize    = memcpy.cpyssize    - B;
        memcpy.stagecpyssize = memcpy.stagecpyssize - B;

UpdateCpyRegisters(memcpy, fault, copied);

if fault then
    if IsFault(memaddrdesc) then
        AArch64.Abort(memaddrdesc.fault);

    if IsFault(memstatus) then
        constant AccessDescriptor accdesc = if iswrite then waccdesc else raccdesc;
        HandleExternalAbort(memstatus, iswrite, memaddrdesc, B, accdesc);

if memcpy.stage == MOPSTage Prologue then
    PSTATE.<N,Z,C,V> = memcpy.nzcv;

```

Internal version only: aarchmrs v2025-03_rel, pseudocode v2025-03_rel ; Build timestamp: 2025-03-21T17:41

Copyright © 2010-2025 Arm Limited or its affiliates. All rights reserved. This document is Non-Confidential.

CPYFPT, CPYFMT, CPYFET

Memory copy forward-only, reads and writes unprivileged

These instructions copy a requested number of bytes in memory from a source address to a destination address in a forward direction. The prologue, main, and epilogue instructions are expected to be run in succession and to appear consecutively in memory: CPYFPT, then CPYFMT, and then CPYFET.

CPYFPT performs some preconditioning of the arguments suitable for using the CPYFMT instruction, and copies an IMPLEMENTATION DEFINED portion of the requested number of bytes. CPYFMT copies a further IMPLEMENTATION DEFINED portion of the remaining bytes. CPYFET copies any final remaining bytes.

Note

The ability to copy an IMPLEMENTATION DEFINED number of bytes allows an implementation to optimize how the bytes being copied are divided between the different instructions.

For more information on exceptions specific to memory copy instructions, see [Memory Copy and Memory Set exceptions](#).

The memory copy performed by these instructions is in the forward direction only, so the instructions are suitable for a memory copy only where there is no overlap between the source and destination locations, or where the source address is greater than the destination address.

The architecture supports two algorithms for the memory copy: option A and option B. Which algorithm is used is IMPLEMENTATION DEFINED.

Note

Portable software should not assume that the choice of algorithm is constant.

For CPYFPT:

- If $X_n < 63$, the copy size is saturated to $0x7FFFFFFFFFFFFFFF$.

On completion of CPYFPT, option A:

- X_n holds -1 times the number of bytes in the saturated copy size remaining to be copied.
- X_s holds the original X_s + saturated copy size.
- X_d holds the original X_d + saturated copy size.
- $PSTATE.\{N,Z,C,V\}$ are set to $\{0,0,0,0\}$.

On completion of CPYFPT, option B:

- X_n holds the number of bytes in the saturated copy size remaining to be copied.
- X_s holds the lowest address that has not been copied from.
- X_d holds the lowest address that has not been copied to.
- $PSTATE.\{N,Z,C,V\}$ are set to $\{0,0,1,0\}$.

For CPYFMT, option A, when $PSTATE.C = 0$:

- X_n holds a signed 64-bit integer.
- X_n holds -1 times the number of bytes remaining to be copied.
- X_s holds the lowest address to be copied from - X_n .
- X_d holds the lowest address to be copied to - X_n .
- On completion of the instruction, X_n holds -1 times the number of bytes remaining to be copied.

For CPYFMT, option B, when $PSTATE.C = 1$:

- X_n holds the number of bytes remaining to be copied.
- X_s holds the lowest address to be copied from.
- X_d holds the lowest address to be copied to.
- On completion of the instruction:
 - X_n holds the number of bytes remaining to be copied.
 - X_s holds the lowest address that has not been copied from.
 - X_d holds the lowest address that has not been copied to.

For CPYFET, option A, when $PSTATE.C = 0$:

- X_n holds a signed 64-bit integer.
- X_n holds -1 times the number of bytes remaining to be copied.
- X_s holds the lowest address to be copied from - X_n .
- X_d holds the lowest address to be copied to - X_n .
- On completion of the instruction, X_n holds 0.

For CPYFET, option B, when $PSTATE.C = 1$:

- X_n holds the number of bytes remaining to be copied.
- X_s holds the lowest address to be copied from.
- X_d holds the lowest address to be copied to.
- On completion of the instruction:
 - X_n holds 0.

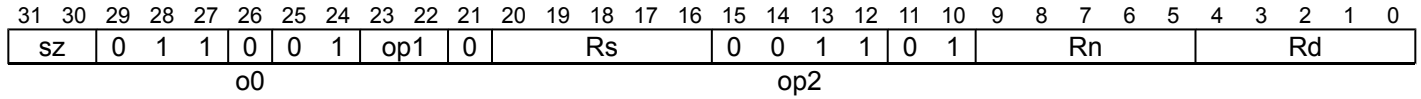
- Xs holds the lowest address that has not been copied from.
- Xd holds the lowest address that has not been copied to.

Explicit Memory effects produced by the instruction behave as if the instruction was executed at EL0 if the *Effective value* of PSTATE.UAO is 0 and either:

- The instruction is executed at EL1.
- The instruction is executed at EL2 when the *Effective value* of HCR_EL2.{E2H, TGE} is {1, 1}.

Otherwise, the Explicit Memory effects operate with the restrictions determined by the Exception level at which the instruction is executed.

Integer (FEAT_MOPS)



Encoding for the Prologue variant

Applies when (op1 == 00)

```
CPYFPT [<Xd>]!, [<Xs>]!, <Xn>!
```

Encoding for the Main variant

Applies when (op1 == 01)

```
CPYFMT [<Xd>]!, [<Xs>]!, <Xn>!
```

Encoding for the Epilogue variant

Applies when (op1 == 10)

```
CPYFET [<Xd>]!, [<Xs>]!, <Xn>!
```

Decode for all variants of this encoding

```
if !IsFeatureImplemented(FEAT_MOPS) || sz != '00' then EndOfDecode(Decode_UNDEF);

CPYParams memcpy;
memcpy.d = UInt(Rd);
memcpy.s = UInt(Rs);
memcpy.n = UInt(Rn);
constant bits(4) options = op2;
constant boolean rntemporal = options<3> == '1';
constant boolean wnontemporal = options<2> == '1';
case op1 of
  when '00' memcpy.stage = MOPSStage_Prologue;
  when '01' memcpy.stage = MOPSStage_Main;
  when '10' memcpy.stage = MOPSStage_Epilogue;
  otherwise SEE "Memory Copy and Memory Set";
```

For information about the CONSTRAINED UNPREDICTABLE behavior of this instruction, see *Architectural Constraints on UNPREDICTABLE behaviors*, and particularly *Memory Copy and Memory Set CPY** and *Crossing a page boundary with different memory types or Shareability attributes*.

Assembler Symbols

- <Xd> For the "Prologue" variant: is the 64-bit name of the general-purpose register that holds the destination address and is updated by the instruction, encoded in the "Rd" field.
- For the "Epilogue" and "Main" variants: is the 64-bit name of the general-purpose register that holds an encoding of the destination address, encoded in the "Rd" field.
- <Xs> For the "Prologue" variant: is the 64-bit name of the general-purpose register that holds the source address and is updated by the instruction, encoded in the "Rs" field.

For the "Epilogue" and "Main" variants: is the 64-bit name of the general-purpose register that holds an encoding of the source address, encoded in the "Rs" field.

<Xn>

For the "Prologue" variant: is the 64-bit name of the general-purpose register that holds the number of bytes to be transferred and is updated by the instruction to encode the remaining size and destination, encoded in the "Rn" field.

For the "Main" variant: is the 64-bit name of the general-purpose register that holds an encoding of the number of bytes to be transferred, encoded in the "Rn" field.

For the "Epilogue" variant: is the 64-bit name of the general-purpose register that holds an encoding of the number of bytes to be transferred and is set to zero on completion of the instruction, encoded in the "Rn" field.


```

CheckMOPSEnabled();

CheckCPYConstrainedUnpredictable(memcpy.n, memcpy.d, memcpy.s);

memcpy.nzcv      = PSTATE.<N,Z,C,V>;
memcpy.toaddress  = X[memcpy.d, 64];
memcpy.fromaddress = X[memcpy.s, 64];
memcpy.cpyssize   = SInt(X[memcpy.n, 64]);
memcpy.implements_option_a = CPYFOptionA();

constant boolean rprivileged = (if options<1> == '1' then AArch64.IsUnprivAccessPriv()
                                else PSTATE.EL != EL0);
constant boolean wprivileged = (if options<0> == '1' then AArch64.IsUnprivAccessPriv()
                                else PSTATE.EL != EL0);

constant AccessDescriptor raccdesc = CreateAccDescMOPS(MemOp\_LOAD, rprivileged, rnontemporal);
constant AccessDescriptor waccdesc = CreateAccDescMOPS(MemOp\_STORE, wprivileged, wnontemporal);

if memcpy.stage == MOPSTage\_Prologue then
    if memcpy.cpyssize<63> == '1' then memcpy.cpyssize = ArchMaxMOPSBlockSize;

    if memcpy.implements_option_a then
        memcpy.nzcv = '0000';
        // Copy in the forward direction offsets the arguments.
        memcpy.toaddress  = memcpy.toaddress  + memcpy.cpyssize;
        memcpy.fromaddress = memcpy.fromaddress + memcpy.cpyssize;
        memcpy.cpyssize   = 0 - memcpy.cpyssize;
    else
        memcpy.nzcv = '0010';

memcpy.stagecpyssize = MemCpyStageSize(memcpy);

if memcpy.stage != MOPSTage\_Prologue then
    CheckMemCpyParams(memcpy, options);

integer copied;
boolean iswrite;
AddressDescriptor memaddrdesc;
PhysMemRetStatus memstatus;
memcpy.forward = TRUE;
boolean fault   = FALSE;
MOPSBlockSize B;

if memcpy.implements_option_a then
    while memcpy.stagecpyssize != 0 && !fault do
        // IMP DEF selection of the block size that is worked on. While many
        // implementations might make this constant, that is not assumed.
        B = CPYSizeChoice(memcpy);
        assert B <= -1 * memcpy.stagecpyssize;

        (copied, iswrite, memaddrdesc, memstatus) = MemCpyBytes(memcpy.toaddress  + memcpy.cpyssize,
                                                                memcpy.fromaddress + memcpy.cpyssize,
                                                                memcpy.forward, B,
                                                                raccdesc, waccdesc);

        if copied != B then
            fault = TRUE;
        else
            memcpy.cpyssize      = memcpy.cpyssize + B;
            memcpy.stagecpyssize = memcpy.stagecpyssize + B;
    else
        while memcpy.stagecpyssize > 0 && !fault do
            // IMP DEF selection of the block size that is worked on. While many
            // implementations might make this constant, that is not assumed.
            B = CPYSizeChoice(memcpy);
            assert B <= memcpy.stagecpyssize;

            (copied, iswrite, memaddrdesc, memstatus) = MemCpyBytes(memcpy.toaddress,
                                                                    memcpy.fromaddress,
                                                                    memcpy.forward, B,
                                                                    raccdesc, waccdesc);

```

```

    if copied != B then
        fault = TRUE;
    else
        memcpy.fromaddress = memcpy.fromaddress + B;
        memcpy.toaddress   = memcpy.toaddress   + B;
        memcpy.cpyssize    = memcpy.cpyssize    - B;
        memcpy.stagecpyssize = memcpy.stagecpyssize - B;

UpdateCpyRegisters(memcpy, fault, copied);

if fault then
    if IsFault(memaddrdesc) then
        AArch64.Abort(memaddrdesc.fault);

    if IsFault(memstatus) then
        constant AccessDescriptor accdesc = if iswrite then waccdesc else raccdesc;
        HandleExternalAbort(memstatus, iswrite, memaddrdesc, B, accdesc);

if memcpy.stage == MOPSTage Prologue then
    PSTATE.<N,Z,C,V> = memcpy.nzcv;

```

Internal version only: aarchmrs v2025-03_rel, pseudocode v2025-03_rel ; Build timestamp: 2025-03-21T17:41

Copyright © 2010-2025 Arm Limited or its affiliates. All rights reserved. This document is Non-Confidential.

CPYFPTN, CPYFMTN, CPYFETN

Memory copy forward-only, reads and writes unprivileged and non-temporal

These instructions copy a requested number of bytes in memory from a source address to a destination address in a forward direction. The prologue, main, and epilogue instructions are expected to be run in succession and to appear consecutively in memory: CPYFPTN, then CPYFMTN, and then CPYFETN.

CPYFPTN performs some preconditioning of the arguments suitable for using the CPYFMTN instruction, and copies an IMPLEMENTATION DEFINED portion of the requested number of bytes. CPYFMTN copies a further IMPLEMENTATION DEFINED portion of the remaining bytes. CPYFETN copies any final remaining bytes.

Note

The ability to copy an IMPLEMENTATION DEFINED number of bytes allows an implementation to optimize how the bytes being copied are divided between the different instructions.

For more information on exceptions specific to memory copy instructions, see [Memory Copy and Memory Set exceptions](#).

The memory copy performed by these instructions is in the forward direction only, so the instructions are suitable for a memory copy only where there is no overlap between the source and destination locations, or where the source address is greater than the destination address.

The architecture supports two algorithms for the memory copy: option A and option B. Which algorithm is used is IMPLEMENTATION DEFINED.

Note

Portable software should not assume that the choice of algorithm is constant.

For CPYFPTN:

- If $X_n < 63$, the copy size is saturated to $0x7FFFFFFFFFFFFFFF$.

On completion of CPYFPTN, option A:

- X_n holds -1 times the number of bytes in the saturated copy size remaining to be copied.
- X_s holds the original X_s + saturated copy size.
- X_d holds the original X_d + saturated copy size.
- $PSTATE.\{N,Z,C,V\}$ are set to $\{0,0,0,0\}$.

On completion of CPYFPTN, option B:

- X_n holds the number of bytes in the saturated copy size remaining to be copied.
- X_s holds the lowest address that has not been copied from.
- X_d holds the lowest address that has not been copied to.
- $PSTATE.\{N,Z,C,V\}$ are set to $\{0,0,1,0\}$.

For CPYFMTN, option A, when $PSTATE.C = 0$:

- X_n holds a signed 64-bit integer.
- X_n holds -1 times the number of bytes remaining to be copied.
- X_s holds the lowest address to be copied from - X_n .
- X_d holds the lowest address to be copied to - X_n .
- On completion of the instruction, X_n holds -1 times the number of bytes remaining to be copied.

For CPYFMTN, option B, when $PSTATE.C = 1$:

- X_n holds the number of bytes remaining to be copied.
- X_s holds the lowest address to be copied from.
- X_d holds the lowest address to be copied to.
- On completion of the instruction:
 - X_n holds the number of bytes remaining to be copied.
 - X_s holds the lowest address that has not been copied from.
 - X_d holds the lowest address that has not been copied to.

For CPYFETN, option A, when $PSTATE.C = 0$:

- X_n holds a signed 64-bit integer.
- X_n holds -1 times the number of bytes remaining to be copied.
- X_s holds the lowest address to be copied from - X_n .
- X_d holds the lowest address to be copied to - X_n .
- On completion of the instruction, X_n holds 0.

For CPYFETN, option B, when $PSTATE.C = 1$:

- X_n holds the number of bytes remaining to be copied.
- X_s holds the lowest address to be copied from.
- X_d holds the lowest address to be copied to.
- On completion of the instruction:
 - X_n holds 0.

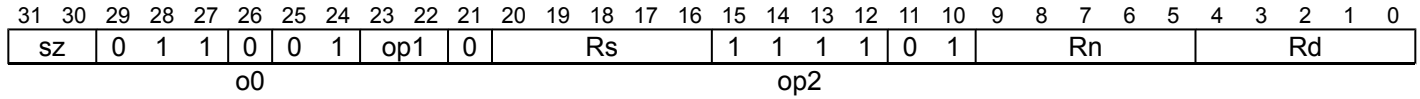
- Xs holds the lowest address that has not been copied from.
- Xd holds the lowest address that has not been copied to.

Explicit Memory effects produced by the instruction behave as if the instruction was executed at EL0 if the *Effective value* of PSTATE.UAO is 0 and either:

- The instruction is executed at EL1.
- The instruction is executed at EL2 when the *Effective value* of HCR_EL2.{E2H, TGE} is {1, 1}.

Otherwise, the Explicit Memory effects operate with the restrictions determined by the Exception level at which the instruction is executed.

Integer (FEAT_MOPS)



Encoding for the Prologue variant

Applies when (op1 == 00)

```
CPYFPTN [<Xd>]!, [<Xs>]!, <Xn>!
```

Encoding for the Main variant

Applies when (op1 == 01)

```
CPYFMTN [<Xd>]!, [<Xs>]!, <Xn>!
```

Encoding for the Epilogue variant

Applies when (op1 == 10)

```
CPYFETN [<Xd>]!, [<Xs>]!, <Xn>!
```

Decode for all variants of this encoding

```
if !IsFeatureImplemented(FEAT_MOPS) || sz != '00' then EndOfDecode(Decode_UNDEF);

CPYParams memcpy;
memcpy.d = UInt(Rd);
memcpy.s = UInt(Rs);
memcpy.n = UInt(Rn);
constant bits(4) options = op2;
constant boolean rntemporal = options<3> == '1';
constant boolean wnontemporal = options<2> == '1';
case op1 of
  when '00' memcpy.stage = MOPSStage_Prologue;
  when '01' memcpy.stage = MOPSStage_Main;
  when '10' memcpy.stage = MOPSStage_Epilogue;
  otherwise SEE "Memory Copy and Memory Set";
```

For information about the CONSTRAINED UNPREDICTABLE behavior of this instruction, see *Architectural Constraints on UNPREDICTABLE behaviors*, and particularly *Memory Copy and Memory Set CPY** and *Crossing a page boundary with different memory types or Shareability attributes*.

Assembler Symbols

- <Xd> For the "Prologue" variant: is the 64-bit name of the general-purpose register that holds the destination address and is updated by the instruction, encoded in the "Rd" field.
- For the "Epilogue" and "Main" variants: is the 64-bit name of the general-purpose register that holds an encoding of the destination address, encoded in the "Rd" field.
- <Xs> For the "Prologue" variant: is the 64-bit name of the general-purpose register that holds the source address and is updated by the instruction, encoded in the "Rs" field.

For the "Epilogue" and "Main" variants: is the 64-bit name of the general-purpose register that holds an encoding of the source address, encoded in the "Rs" field.

<Xn>

For the "Prologue" variant: is the 64-bit name of the general-purpose register that holds the number of bytes to be transferred and is updated by the instruction to encode the remaining size and destination, encoded in the "Rn" field.

For the "Main" variant: is the 64-bit name of the general-purpose register that holds an encoding of the number of bytes to be transferred, encoded in the "Rn" field.

For the "Epilogue" variant: is the 64-bit name of the general-purpose register that holds an encoding of the number of bytes to be transferred and is set to zero on completion of the instruction, encoded in the "Rn" field.


```

CheckMOPSEnabled();

CheckCPYConstrainedUnpredictable(memcpy.n, memcpy.d, memcpy.s);

memcpy.nzcv      = PSTATE.<N,Z,C,V>;
memcpy.toaddress = X[memcpy.d, 64];
memcpy.fromaddress = X[memcpy.s, 64];
memcpy.cpyssize  = SInt(X[memcpy.n, 64]);
memcpy.implements_option_a = CPYFOptionA();

constant boolean rprivileged = (if options<1> == '1' then AArch64.IsUnprivAccessPriv()
                                else PSTATE.EL != EL0);
constant boolean wprivileged = (if options<0> == '1' then AArch64.IsUnprivAccessPriv()
                                else PSTATE.EL != EL0);

constant AccessDescriptor raccdesc = CreateAccDescMOPS(MemOp\_LOAD, rprivileged, rnontemporal);
constant AccessDescriptor waccdesc = CreateAccDescMOPS(MemOp\_STORE, wprivileged, wnontemporal);

if memcpy.stage == MOPSStage\_Prologue then
    if memcpy.cpyssize<63> == '1' then memcpy.cpyssize = ArchMaxMOPSBlockSize;

    if memcpy.implements_option_a then
        memcpy.nzcv = '0000';
        // Copy in the forward direction offsets the arguments.
        memcpy.toaddress = memcpy.toaddress + memcpy.cpyssize;
        memcpy.fromaddress = memcpy.fromaddress + memcpy.cpyssize;
        memcpy.cpyssize = 0 - memcpy.cpyssize;
    else
        memcpy.nzcv = '0010';

memcpy.stagecpyssize = MemCpyStageSize(memcpy);

if memcpy.stage != MOPSStage\_Prologue then
    CheckMemCpyParams(memcpy, options);

integer copied;
boolean iswrite;
AddressDescriptor memaddrdesc;
PhysMemRetStatus memstatus;
memcpy.forward = TRUE;
boolean fault = FALSE;
MOPSBlockSize B;

if memcpy.implements_option_a then
    while memcpy.stagecpyssize != 0 && !fault do
        // IMP DEF selection of the block size that is worked on. While many
        // implementations might make this constant, that is not assumed.
        B = CPYSizeChoice(memcpy);
        assert B <= -1 * memcpy.stagecpyssize;

        (copied, iswrite, memaddrdesc, memstatus) = MemCpyBytes(memcpy.toaddress + memcpy.cpyssize,
                                                                memcpy.fromaddress + memcpy.cpyssize,
                                                                memcpy.forward, B,
                                                                raccdesc, waccdesc);

        if copied != B then
            fault = TRUE;
        else
            memcpy.cpyssize = memcpy.cpyssize + B;
            memcpy.stagecpyssize = memcpy.stagecpyssize + B;
    else
        while memcpy.stagecpyssize > 0 && !fault do
            // IMP DEF selection of the block size that is worked on. While many
            // implementations might make this constant, that is not assumed.
            B = CPYSizeChoice(memcpy);
            assert B <= memcpy.stagecpyssize;

            (copied, iswrite, memaddrdesc, memstatus) = MemCpyBytes(memcpy.toaddress,
                                                                    memcpy.fromaddress,
                                                                    memcpy.forward, B,
                                                                    raccdesc, waccdesc);

```

```

    if copied != B then
        fault = TRUE;
    else
        memcpy.fromaddress = memcpy.fromaddress + B;
        memcpy.toaddress   = memcpy.toaddress   + B;
        memcpy.cpyssize    = memcpy.cpyssize    - B;
        memcpy.stagecpyssize = memcpy.stagecpyssize - B;

UpdateCpyRegisters(memcpy, fault, copied);

if fault then
    if IsFault(memaddrdesc) then
        AArch64.Abort(memaddrdesc.fault);

    if IsFault(memstatus) then
        constant AccessDescriptor accdesc = if iswrite then waccdesc else raccdesc;
        HandleExternalAbort(memstatus, iswrite, memaddrdesc, B, accdesc);

if memcpy.stage == MOPSTage Prologue then
    PSTATE.<N,Z,C,V> = memcpy.nzcv;

```

Internal version only: aarchmrs v2025-03_rel, pseudocode v2025-03_rel ; Build timestamp: 2025-03-21T17:41

Copyright © 2010-2025 Arm Limited or its affiliates. All rights reserved. This document is Non-Confidential.

CPYFPTRN, CPYFMTRN, CPYFETRN

Memory copy forward-only, reads and writes unprivileged, reads non-temporal

These instructions copy a requested number of bytes in memory from a source address to a destination address in a forward direction. The prologue, main, and epilogue instructions are expected to be run in succession and to appear consecutively in memory: CPYFPTRN, then CPYFMTRN, and then CPYFETRN.

CPYFPTRN performs some preconditioning of the arguments suitable for using the CPYFMTRN instruction, and copies an IMPLEMENTATION DEFINED portion of the requested number of bytes. CPYFMTRN copies a further IMPLEMENTATION DEFINED portion of the remaining bytes. CPYFETRN copies any final remaining bytes.

Note

The ability to copy an IMPLEMENTATION DEFINED number of bytes allows an implementation to optimize how the bytes being copied are divided between the different instructions.

For more information on exceptions specific to memory copy instructions, see [Memory Copy and Memory Set exceptions](#).

The memory copy performed by these instructions is in the forward direction only, so the instructions are suitable for a memory copy only where there is no overlap between the source and destination locations, or where the source address is greater than the destination address.

The architecture supports two algorithms for the memory copy: option A and option B. Which algorithm is used is IMPLEMENTATION DEFINED.

Note

Portable software should not assume that the choice of algorithm is constant.

For CPYFPTRN:

- If $Xn < 63$, the copy size is saturated to $0x7FFFFFFFFFFFFFFF$.

On completion of CPYFPTRN, option A:

- Xn holds -1 times the number of bytes in the saturated copy size remaining to be copied.
- Xs holds the original Xs + saturated copy size.
- Xd holds the original Xd + saturated copy size.
- $PSTATE.\{N,Z,C,V\}$ are set to $\{0,0,0,0\}$.

On completion of CPYFPTRN, option B:

- Xn holds the number of bytes in the saturated copy size remaining to be copied.
- Xs holds the lowest address that has not been copied from.
- Xd holds the lowest address that has not been copied to.
- $PSTATE.\{N,Z,C,V\}$ are set to $\{0,0,1,0\}$.

For CPYFMTRN, option A, when $PSTATE.C = 0$:

- Xn holds a signed 64-bit integer.
- Xn holds -1 times the number of bytes remaining to be copied.
- Xs holds the lowest address to be copied from - Xn .
- Xd holds the lowest address to be copied to - Xn .
- On completion of the instruction, Xn holds -1 times the number of bytes remaining to be copied.

For CPYFMTRN, option B, when $PSTATE.C = 1$:

- Xn holds the number of bytes remaining to be copied.
- Xs holds the lowest address to be copied from.
- Xd holds the lowest address to be copied to.
- On completion of the instruction:
 - Xn holds the number of bytes remaining to be copied.
 - Xs holds the lowest address that has not been copied from.
 - Xd holds the lowest address that has not been copied to.

For CPYFETRN, option A, when $PSTATE.C = 0$:

- Xn holds a signed 64-bit integer.
- Xn holds -1 times the number of bytes remaining to be copied.
- Xs holds the lowest address to be copied from - Xn .
- Xd holds the lowest address to be copied to - Xn .
- On completion of the instruction, Xn holds 0.

For CPYFETRN, option B, when $PSTATE.C = 1$:

- Xn holds the number of bytes remaining to be copied.
- Xs holds the lowest address to be copied from.
- Xd holds the lowest address to be copied to.
- On completion of the instruction:
 - Xn holds 0.

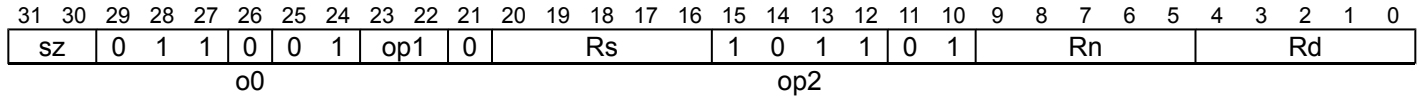
- Xs holds the lowest address that has not been copied from.
- Xd holds the lowest address that has not been copied to.

Explicit Memory effects produced by the instruction behave as if the instruction was executed at EL0 if the *Effective value* of PSTATE.UAO is 0 and either:

- The instruction is executed at EL1.
- The instruction is executed at EL2 when the *Effective value* of HCR_EL2.{E2H, TGE} is {1, 1}.

Otherwise, the Explicit Memory effects operate with the restrictions determined by the Exception level at which the instruction is executed.

Integer (FEAT_MOPS)



Encoding for the Prologue variant

Applies when (op1 == 00)

```
CPYFPTRN [<Xd>]!, [<Xs>]!, <Xn>!
```

Encoding for the Main variant

Applies when (op1 == 01)

```
CPYFMTRN [<Xd>]!, [<Xs>]!, <Xn>!
```

Encoding for the Epilogue variant

Applies when (op1 == 10)

```
CPYFETRN [<Xd>]!, [<Xs>]!, <Xn>!
```

Decode for all variants of this encoding

```
if !IsFeatureImplemented(FEAT_MOPS) || sz != '00' then EndOfDecode(Decode_UNDEF);

CPYParams memcpy;
memcpy.d = UInt(Rd);
memcpy.s = UInt(Rs);
memcpy.n = UInt(Rn);
constant bits(4) options = op2;
constant boolean rntemporal = options<3> == '1';
constant boolean wnontemporal = options<2> == '1';
case op1 of
  when '00' memcpy.stage = MOPSStage_Prologue;
  when '01' memcpy.stage = MOPSStage_Main;
  when '10' memcpy.stage = MOPSStage_Epilogue;
  otherwise SEE "Memory Copy and Memory Set";
```

For information about the CONSTRAINED UNPREDICTABLE behavior of this instruction, see *Architectural Constraints on UNPREDICTABLE behaviors*, and particularly *Memory Copy and Memory Set CPY** and *Crossing a page boundary with different memory types or Shareability attributes*.

Assembler Symbols

- <Xd> For the "Prologue" variant: is the 64-bit name of the general-purpose register that holds the destination address and is updated by the instruction, encoded in the "Rd" field.
- For the "Epilogue" and "Main" variants: is the 64-bit name of the general-purpose register that holds an encoding of the destination address, encoded in the "Rd" field.
- <Xs> For the "Prologue" variant: is the 64-bit name of the general-purpose register that holds the source address and is updated by the instruction, encoded in the "Rs" field.

For the "Epilogue" and "Main" variants: is the 64-bit name of the general-purpose register that holds an encoding of the source address, encoded in the "Rs" field.

<Xn>

For the "Prologue" variant: is the 64-bit name of the general-purpose register that holds the number of bytes to be transferred and is updated by the instruction to encode the remaining size and destination, encoded in the "Rn" field.

For the "Main" variant: is the 64-bit name of the general-purpose register that holds an encoding of the number of bytes to be transferred, encoded in the "Rn" field.

For the "Epilogue" variant: is the 64-bit name of the general-purpose register that holds an encoding of the number of bytes to be transferred and is set to zero on completion of the instruction, encoded in the "Rn" field.


```

CheckMOPSEnabled();

CheckCPYConstrainedUnpredictable(memcpy.n, memcpy.d, memcpy.s);

memcpy.nzcv      = PSTATE.<N,Z,C,V>;
memcpy.toaddress  = X[memcpy.d, 64];
memcpy.fromaddress = X[memcpy.s, 64];
memcpy.cpyssize   = SInt(X[memcpy.n, 64]);
memcpy.implements_option_a = CPYFOptionA();

constant boolean rprivileged = (if options<1> == '1' then AArch64.IsUnprivAccessPriv()
                                else PSTATE.EL != EL0);
constant boolean wprivileged = (if options<0> == '1' then AArch64.IsUnprivAccessPriv()
                                else PSTATE.EL != EL0);

constant AccessDescriptor raccdesc = CreateAccDescMOPS(MemOp\_LOAD, rprivileged, rnontemporal);
constant AccessDescriptor waccdesc = CreateAccDescMOPS(MemOp\_STORE, wprivileged, wnontemporal);

if memcpy.stage == MOPSStage\_Prologue then
    if memcpy.cpyssize<63> == '1' then memcpy.cpyssize = ArchMaxMOPSBlockSize;

    if memcpy.implements_option_a then
        memcpy.nzcv = '0000';
        // Copy in the forward direction offsets the arguments.
        memcpy.toaddress  = memcpy.toaddress  + memcpy.cpyssize;
        memcpy.fromaddress = memcpy.fromaddress + memcpy.cpyssize;
        memcpy.cpyssize   = 0 - memcpy.cpyssize;
    else
        memcpy.nzcv = '0010';

memcpy.stagecpyssize = MemCpyStageSize(memcpy);

if memcpy.stage != MOPSStage\_Prologue then
    CheckMemCpyParams(memcpy, options);

integer copied;
boolean iswrite;
AddressDescriptor memaddrdesc;
PhysMemRetStatus memstatus;
memcpy.forward = TRUE;
boolean fault   = FALSE;
MOPSBlockSize B;

if memcpy.implements_option_a then
    while memcpy.stagecpyssize != 0 && !fault do
        // IMP DEF selection of the block size that is worked on. While many
        // implementations might make this constant, that is not assumed.
        B = CPYSizeChoice(memcpy);
        assert B <= -1 * memcpy.stagecpyssize;

        (copied, iswrite, memaddrdesc, memstatus) = MemCpyBytes(memcpy.toaddress  + memcpy.cpyssize,
                                                                memcpy.fromaddress + memcpy.cpyssize,
                                                                memcpy.forward, B,
                                                                raccdesc, waccdesc);

        if copied != B then
            fault = TRUE;
        else
            memcpy.cpyssize      = memcpy.cpyssize + B;
            memcpy.stagecpyssize = memcpy.stagecpyssize + B;
    else
        while memcpy.stagecpyssize > 0 && !fault do
            // IMP DEF selection of the block size that is worked on. While many
            // implementations might make this constant, that is not assumed.
            B = CPYSizeChoice(memcpy);
            assert B <= memcpy.stagecpyssize;

            (copied, iswrite, memaddrdesc, memstatus) = MemCpyBytes(memcpy.toaddress,
                                                                    memcpy.fromaddress,
                                                                    memcpy.forward, B,
                                                                    raccdesc, waccdesc);

```

```

    if copied != B then
        fault = TRUE;
    else
        memcpy.fromaddress = memcpy.fromaddress + B;
        memcpy.toaddress   = memcpy.toaddress   + B;
        memcpy.cpyssize    = memcpy.cpyssize    - B;
        memcpy.stagecpyssize = memcpy.stagecpyssize - B;

UpdateCpyRegisters(memcpy, fault, copied);

if fault then
    if IsFault(memaddrdesc) then
        AArch64.Abort(memaddrdesc.fault);

    if IsFault(memstatus) then
        constant AccessDescriptor accdesc = if iswrite then waccdesc else raccdesc;
        HandleExternalAbort(memstatus, iswrite, memaddrdesc, B, accdesc);

if memcpy.stage == MOPSTage Prologue then
    PSTATE.<N,Z,C,V> = memcpy.nzcv;

```

Internal version only: aarchmrs v2025-03_rel, pseudocode v2025-03_rel ; Build timestamp: 2025-03-21T17:41

Copyright © 2010-2025 Arm Limited or its affiliates. All rights reserved. This document is Non-Confidential.

CPYFPTWN, CPYFMTWN, CPYFETWN

Memory copy forward-only, reads and writes unprivileged, writes non-temporal

These instructions copy a requested number of bytes in memory from a source address to a destination address in a forward direction. The prologue, main, and epilogue instructions are expected to be run in succession and to appear consecutively in memory: CPYFPTWN, then CPYFMTWN, and then CPYFETWN.

CPYFPTWN performs some preconditioning of the arguments suitable for using the CPYFMTWN instruction, and copies an IMPLEMENTATION DEFINED portion of the requested number of bytes. CPYFMTWN copies a further IMPLEMENTATION DEFINED portion of the remaining bytes. CPYFETWN copies any final remaining bytes.

Note

The ability to copy an IMPLEMENTATION DEFINED number of bytes allows an implementation to optimize how the bytes being copied are divided between the different instructions.

For more information on exceptions specific to memory copy instructions, see [Memory Copy and Memory Set exceptions](#).

The memory copy performed by these instructions is in the forward direction only, so the instructions are suitable for a memory copy only where there is no overlap between the source and destination locations, or where the source address is greater than the destination address.

The architecture supports two algorithms for the memory copy: option A and option B. Which algorithm is used is IMPLEMENTATION DEFINED.

Note

Portable software should not assume that the choice of algorithm is constant.

For CPYFPTWN:

- If $Xn < 63$, the copy size is saturated to $0x7FFFFFFFFFFFFFFF$.

On completion of CPYFPTWN, option A:

- Xn holds -1 times the number of bytes in the saturated copy size remaining to be copied.
- Xs holds the original Xs + saturated copy size.
- Xd holds the original Xd + saturated copy size.
- $PSTATE.\{N,Z,C,V\}$ are set to $\{0,0,0,0\}$.

On completion of CPYFPTWN, option B:

- Xn holds the number of bytes in the saturated copy size remaining to be copied.
- Xs holds the lowest address that has not been copied from.
- Xd holds the lowest address that has not been copied to.
- $PSTATE.\{N,Z,C,V\}$ are set to $\{0,0,1,0\}$.

For CPYFMTWN, option A, when $PSTATE.C = 0$:

- Xn holds a signed 64-bit integer.
- Xn holds -1 times the number of bytes remaining to be copied.
- Xs holds the lowest address to be copied from - Xn .
- Xd holds the lowest address to be copied to - Xn .
- On completion of the instruction, Xn holds -1 times the number of bytes remaining to be copied.

For CPYFMTWN, option B, when $PSTATE.C = 1$:

- Xn holds the number of bytes remaining to be copied.
- Xs holds the lowest address to be copied from.
- Xd holds the lowest address to be copied to.
- On completion of the instruction:
 - Xn holds the number of bytes remaining to be copied.
 - Xs holds the lowest address that has not been copied from.
 - Xd holds the lowest address that has not been copied to.

For CPYFETWN, option A, when $PSTATE.C = 0$:

- Xn holds a signed 64-bit integer.
- Xn holds -1 times the number of bytes remaining to be copied.
- Xs holds the lowest address to be copied from - Xn .
- Xd holds the lowest address to be copied to - Xn .
- On completion of the instruction, Xn holds 0.

For CPYFETWN, option B, when $PSTATE.C = 1$:

- Xn holds the number of bytes remaining to be copied.
- Xs holds the lowest address to be copied from.
- Xd holds the lowest address to be copied to.
- On completion of the instruction:
 - Xn holds 0.

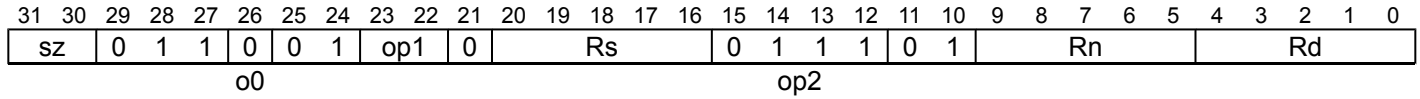
- Xs holds the lowest address that has not been copied from.
- Xd holds the lowest address that has not been copied to.

Explicit Memory effects produced by the instruction behave as if the instruction was executed at EL0 if the *Effective value* of PSTATE.UAO is 0 and either:

- The instruction is executed at EL1.
- The instruction is executed at EL2 when the *Effective value* of HCR_EL2.{E2H, TGE} is {1, 1}.

Otherwise, the Explicit Memory effects operate with the restrictions determined by the Exception level at which the instruction is executed.

Integer (FEAT_MOPS)



Encoding for the Prologue variant

Applies when (op1 == 00)

```
CPYFPTWN [<Xd>]!, [<Xs>]!, <Xn>!
```

Encoding for the Main variant

Applies when (op1 == 01)

```
CPYFMTWN [<Xd>]!, [<Xs>]!, <Xn>!
```

Encoding for the Epilogue variant

Applies when (op1 == 10)

```
CPYFETWN [<Xd>]!, [<Xs>]!, <Xn>!
```

Decode for all variants of this encoding

```
if !IsFeatureImplemented(FEAT_MOPS) || sz != '00' then EndOfDecode(Decode_UNDEF);

CPYParams memcpy;
memcpy.d = UInt(Rd);
memcpy.s = UInt(Rs);
memcpy.n = UInt(Rn);
constant bits(4) options = op2;
constant boolean rntemporal = options<3> == '1';
constant boolean wnontemporal = options<2> == '1';
case op1 of
  when '00' memcpy.stage = MOPSStage_Prologue;
  when '01' memcpy.stage = MOPSStage_Main;
  when '10' memcpy.stage = MOPSStage_Epilogue;
  otherwise SEE "Memory Copy and Memory Set";
```

For information about the CONSTRAINED UNPREDICTABLE behavior of this instruction, see *Architectural Constraints on UNPREDICTABLE behaviors*, and particularly *Memory Copy and Memory Set CPY** and *Crossing a page boundary with different memory types or Shareability attributes*.

Assembler Symbols

- <Xd> For the "Prologue" variant: is the 64-bit name of the general-purpose register that holds the destination address and is updated by the instruction, encoded in the "Rd" field.
- For the "Epilogue" and "Main" variants: is the 64-bit name of the general-purpose register that holds an encoding of the destination address, encoded in the "Rd" field.
- <Xs> For the "Prologue" variant: is the 64-bit name of the general-purpose register that holds the source address and is updated by the instruction, encoded in the "Rs" field.

For the "Epilogue" and "Main" variants: is the 64-bit name of the general-purpose register that holds an encoding of the source address, encoded in the "Rs" field.

<Xn>

For the "Prologue" variant: is the 64-bit name of the general-purpose register that holds the number of bytes to be transferred and is updated by the instruction to encode the remaining size and destination, encoded in the "Rn" field.

For the "Main" variant: is the 64-bit name of the general-purpose register that holds an encoding of the number of bytes to be transferred, encoded in the "Rn" field.

For the "Epilogue" variant: is the 64-bit name of the general-purpose register that holds an encoding of the number of bytes to be transferred and is set to zero on completion of the instruction, encoded in the "Rn" field.


```

CheckMOPSEnabled();

CheckCPYConstrainedUnpredictable(memcpy.n, memcpy.d, memcpy.s);

memcpy.nzcv      = PSTATE.<N,Z,C,V>;
memcpy.toaddress = X[memcpy.d, 64];
memcpy.fromaddress = X[memcpy.s, 64];
memcpy.cpyssize  = SInt(X[memcpy.n, 64]);
memcpy.implements_option_a = CPYFOptionA();

constant boolean rprivileged = (if options<1> == '1' then AArch64.IsUnprivAccessPriv()
                                else PSTATE.EL != EL0);
constant boolean wprivileged = (if options<0> == '1' then AArch64.IsUnprivAccessPriv()
                                else PSTATE.EL != EL0);

constant AccessDescriptor raccdesc = CreateAccDescMOPS(MemOp\_LOAD, rprivileged, rnontemporal);
constant AccessDescriptor waccdesc = CreateAccDescMOPS(MemOp\_STORE, wprivileged, wnontemporal);

if memcpy.stage == MOPSTage\_Prologue then
    if memcpy.cpyssize<63> == '1' then memcpy.cpyssize = ArchMaxMOPSBLOCKSIZE;

    if memcpy.implements_option_a then
        memcpy.nzcv = '0000';
        // Copy in the forward direction offsets the arguments.
        memcpy.toaddress = memcpy.toaddress + memcpy.cpyssize;
        memcpy.fromaddress = memcpy.fromaddress + memcpy.cpyssize;
        memcpy.cpyssize = 0 - memcpy.cpyssize;
    else
        memcpy.nzcv = '0010';

memcpy.stagecpyssize = MemCpyStageSize(memcpy);

if memcpy.stage != MOPSTage\_Prologue then
    CheckMemCpyParams(memcpy, options);

integer copied;
boolean iswrite;
AddressDescriptor memaddrdesc;
PhysMemRetStatus memstatus;
memcpy.forward = TRUE;
boolean fault = FALSE;
MOPSBLOCKSIZE B;

if memcpy.implements_option_a then
    while memcpy.stagecpyssize != 0 && !fault do
        // IMP DEF selection of the block size that is worked on. While many
        // implementations might make this constant, that is not assumed.
        B = CPYSizeChoice(memcpy);
        assert B <= -1 * memcpy.stagecpyssize;

        (copied, iswrite, memaddrdesc, memstatus) = MemCpyBytes(memcpy.toaddress + memcpy.cpyssize,
                                                                memcpy.fromaddress + memcpy.cpyssize,
                                                                memcpy.forward, B,
                                                                raccdesc, waccdesc);

        if copied != B then
            fault = TRUE;
        else
            memcpy.cpyssize = memcpy.cpyssize + B;
            memcpy.stagecpyssize = memcpy.stagecpyssize + B;
    else
        while memcpy.stagecpyssize > 0 && !fault do
            // IMP DEF selection of the block size that is worked on. While many
            // implementations might make this constant, that is not assumed.
            B = CPYSizeChoice(memcpy);
            assert B <= memcpy.stagecpyssize;

            (copied, iswrite, memaddrdesc, memstatus) = MemCpyBytes(memcpy.toaddress,
                                                                    memcpy.fromaddress,
                                                                    memcpy.forward, B,
                                                                    raccdesc, waccdesc);

```



```

    if copied != B then
        fault = TRUE;
    else
        memcpy.fromaddress = memcpy.fromaddress + B;
        memcpy.toaddress   = memcpy.toaddress   + B;
        memcpy.cpy.size     = memcpy.cpy.size     - B;
        memcpy.stagecpy.size = memcpy.stagecpy.size - B;

UpdateCpyRegisters(memcpy, fault, copied);

if fault then
    if IsFault(memaddrdesc) then
        AArch64.Abort(memaddrdesc.fault);

    if IsFault(memstatus) then
        constant AccessDescriptor accdesc = if iswrite then waccdesc else raccdesc;
        HandleExternalAbort(memstatus, iswrite, memaddrdesc, B, accdesc);

if memcpy.stage == MOPSTage Prologue then
    PSTATE.<N,Z,C,V> = memcpy.nzcv;

```

Internal version only: aarchmrs v2025-03_rel, pseudocode v2025-03_rel ; Build timestamp: 2025-03-21T17:41

Copyright © 2010-2025 Arm Limited or its affiliates. All rights reserved. This document is Non-Confidential.

CPYFPWN, CPYFMWN, CPYFEWN

Memory copy forward-only, writes non-temporal

These instructions copy a requested number of bytes in memory from a source address to a destination address in a forward direction. The prologue, main, and epilogue instructions are expected to be run in succession and to appear consecutively in memory: CPYFPWN, then CPYFMWN, and then CPYFEWN.

CPYFPWN performs some preconditioning of the arguments suitable for using the CPYFMWN instruction, and copies an IMPLEMENTATION DEFINED portion of the requested number of bytes. CPYFMWN copies a further IMPLEMENTATION DEFINED portion of the remaining bytes. CPYFEWN copies any final remaining bytes.

Note

The ability to copy an IMPLEMENTATION DEFINED number of bytes allows an implementation to optimize how the bytes being copied are divided between the different instructions.

For more information on exceptions specific to memory copy instructions, see [Memory Copy and Memory Set exceptions](#).

The memory copy performed by these instructions is in the forward direction only, so the instructions are suitable for a memory copy only where there is no overlap between the source and destination locations, or where the source address is greater than the destination address.

The architecture supports two algorithms for the memory copy: option A and option B. Which algorithm is used is IMPLEMENTATION DEFINED.

Note

Portable software should not assume that the choice of algorithm is constant.

For CPYFPWN:

- If $Xn < 63$, the copy size is saturated to $0x7FFFFFFFFFFFFFFF$.

On completion of CPYFPWN, option A:

- Xn holds -1 times the number of bytes in the saturated copy size remaining to be copied.
- Xs holds the original Xs + saturated copy size.
- Xd holds the original Xd + saturated copy size.
- $PSTATE.\{N,Z,C,V\}$ are set to $\{0,0,0,0\}$.

On completion of CPYFPWN, option B:

- Xn holds the number of bytes in the saturated copy size remaining to be copied.
- Xs holds the lowest address that has not been copied from.
- Xd holds the lowest address that has not been copied to.
- $PSTATE.\{N,Z,C,V\}$ are set to $\{0,0,1,0\}$.

For CPYFMWN, option A, when $PSTATE.C = 0$:

- Xn holds a signed 64-bit integer.
- Xn holds -1 times the number of bytes remaining to be copied.
- Xs holds the lowest address to be copied from - Xn .
- Xd holds the lowest address to be copied to - Xn .
- On completion of the instruction, Xn holds -1 times the number of bytes remaining to be copied.

For CPYFMWN, option B, when $PSTATE.C = 1$:

- Xn holds the number of bytes remaining to be copied.
- Xs holds the lowest address to be copied from.
- Xd holds the lowest address to be copied to.
- On completion of the instruction:
 - Xn holds the number of bytes remaining to be copied.
 - Xs holds the lowest address that has not been copied from.
 - Xd holds the lowest address that has not been copied to.

For CPYFEWN, option A, when $PSTATE.C = 0$:

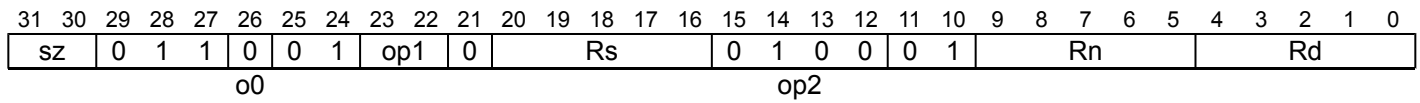
- Xn holds a signed 64-bit integer.
- Xn holds -1 times the number of bytes remaining to be copied.
- Xs holds the lowest address to be copied from - Xn .
- Xd holds the lowest address to be copied to - Xn .
- On completion of the instruction, Xn holds 0.

For CPYFEWN, option B, when $PSTATE.C = 1$:

- Xn holds the number of bytes remaining to be copied.
- Xs holds the lowest address to be copied from.
- Xd holds the lowest address to be copied to.
- On completion of the instruction:
 - Xn holds 0.

- Xs holds the lowest address that has not been copied from.
- Xd holds the lowest address that has not been copied to.

Integer (FEAT_MOPS)



Encoding for the Prologue variant

Applies when (op1 == 00)

```
CPYFPWN [<Xd>]!, [<Xs>]!, <Xn>!
```

Encoding for the Main variant

Applies when (op1 == 01)

```
CPYFMWN [<Xd>]!, [<Xs>]!, <Xn>!
```

Encoding for the Epilogue variant

Applies when (op1 == 10)

```
CPYFEWN [<Xd>]!, [<Xs>]!, <Xn>!
```

Decode for all variants of this encoding

```
if !IsFeatureImplemented(FEAT_MOPS) || sz != '00' then EndOfDecode(Decode_UNDEF);

CPYParams memcpy;
memcpy.d = UInt(Rd);
memcpy.s = UInt(Rs);
memcpy.n = UInt(Rn);
constant bits(4) options = op2;
constant boolean rntemporal = options<3> == '1';
constant boolean wntemporal = options<2> == '1';
case op1 of
  when '00' memcpy.stage = MOPSStage_Prologue;
  when '01' memcpy.stage = MOPSStage_Main;
  when '10' memcpy.stage = MOPSStage_Epilogue;
  otherwise SEE "Memory Copy and Memory Set";
```

For information about the CONSTRAINED UNPREDICTABLE behavior of this instruction, see [Architectural Constraints on UNPREDICTABLE behaviors](#), and particularly [Memory Copy and Memory Set CPY*](#) and [Crossing a page boundary with different memory types or Shareability attributes](#).

Assembler Symbols

- <Xd> For the "Prologue" variant: is the 64-bit name of the general-purpose register that holds the destination address and is updated by the instruction, encoded in the "Rd" field.
- For the "Epilogue" and "Main" variants: is the 64-bit name of the general-purpose register that holds an encoding of the destination address, encoded in the "Rd" field.
- <Xs> For the "Prologue" variant: is the 64-bit name of the general-purpose register that holds the source address and is updated by the instruction, encoded in the "Rs" field.
- For the "Epilogue" and "Main" variants: is the 64-bit name of the general-purpose register that holds an encoding of the source address, encoded in the "Rs" field.
- <Xn> For the "Prologue" variant: is the 64-bit name of the general-purpose register that holds the number of bytes to be transferred and is updated by the instruction to encode the remaining size and destination, encoded in the "Rn" field.

For the "Main" variant: is the 64-bit name of the general-purpose register that holds an encoding of the number of bytes to be transferred, encoded in the "Rn" field.

For the "Epilogue" variant: is the 64-bit name of the general-purpose register that holds an encoding of the number of bytes to be transferred and is set to zero on completion of the instruction, encoded in the "Rn" field.


```

CheckMOPSEnabled();

CheckCPYConstrainedUnpredictable(memcpy.n, memcpy.d, memcpy.s);

memcpy.nzcv      = PSTATE.<N,Z,C,V>;
memcpy.toaddress  = X[memcpy.d, 64];
memcpy.fromaddress = X[memcpy.s, 64];
memcpy.cpyssize   = SInt(X[memcpy.n, 64]);
memcpy.implements_option_a = CPYFOptionA();

constant boolean rprivileged = (if options<1> == '1' then AArch64.IsUnprivAccessPriv()
                                else PSTATE.EL != EL0);
constant boolean wprivileged = (if options<0> == '1' then AArch64.IsUnprivAccessPriv()
                                else PSTATE.EL != EL0);

constant AccessDescriptor raccdesc = CreateAccDescMOPS(MemOp_LOAD, rprivileged, rnontemporal);
constant AccessDescriptor waccdesc = CreateAccDescMOPS(MemOp_STORE, wprivileged, wnontemporal);

if memcpy.stage == MOPSStage Prologue then
    if memcpy.cpyssize<63> == '1' then memcpy.cpyssize = ArchMaxMOPSBlockSize;

    if memcpy.implements_option_a then
        memcpy.nzcv = '0000';
        // Copy in the forward direction offsets the arguments.
        memcpy.toaddress  = memcpy.toaddress  + memcpy.cpyssize;
        memcpy.fromaddress = memcpy.fromaddress + memcpy.cpyssize;
        memcpy.cpyssize   = 0 - memcpy.cpyssize;
    else
        memcpy.nzcv = '0010';

memcpy.stagecpyssize = MemCpyStageSize(memcpy);

if memcpy.stage != MOPSStage Prologue then
    CheckMemCpyParams(memcpy, options);

integer copied;
boolean iswrite;
AddressDescriptor memaddrdesc;
PhysMemRetStatus memstatus;
memcpy.forward = TRUE;
boolean fault   = FALSE;
MOPSBlockSize B;

if memcpy.implements_option_a then
    while memcpy.stagecpyssize != 0 && !fault do
        // IMP DEF selection of the block size that is worked on. While many
        // implementations might make this constant, that is not assumed.
        B = CPYSizeChoice(memcpy);
        assert B <= -1 * memcpy.stagecpyssize;

        (copied, iswrite, memaddrdesc, memstatus) = MemCpyBytes(memcpy.toaddress  + memcpy.cpyssize,
                                                                memcpy.fromaddress + memcpy.cpyssize,
                                                                memcpy.forward, B,
                                                                raccdesc, waccdesc);

        if copied != B then
            fault = TRUE;
        else
            memcpy.cpyssize      = memcpy.cpyssize + B;
            memcpy.stagecpyssize = memcpy.stagecpyssize + B;
    else
        while memcpy.stagecpyssize > 0 && !fault do
            // IMP DEF selection of the block size that is worked on. While many
            // implementations might make this constant, that is not assumed.
            B = CPYSizeChoice(memcpy);
            assert B <= memcpy.stagecpyssize;

            (copied, iswrite, memaddrdesc, memstatus) = MemCpyBytes(memcpy.toaddress,
                                                                    memcpy.fromaddress,
                                                                    memcpy.forward, B,
                                                                    raccdesc, waccdesc);

```

```

    if copied != B then
        fault = TRUE;
    else
        memcpy.fromaddress = memcpy.fromaddress + B;
        memcpy.toaddress   = memcpy.toaddress   + B;
        memcpy.cpyssize    = memcpy.cpyssize    - B;
        memcpy.stagecpyssize = memcpy.stagecpyssize - B;

UpdateCpyRegisters(memcpy, fault, copied);

if fault then
    if IsFault(memaddrdesc) then
        AArch64.Abort(memaddrdesc.fault);

    if IsFault(memstatus) then
        constant AccessDescriptor accdesc = if iswrite then waccdesc else raccdesc;
        HandleExternalAbort(memstatus, iswrite, memaddrdesc, B, accdesc);

if memcpy.stage == MOPSTage Prologue then
    PSTATE.<N,Z,C,V> = memcpy.nzcv;

```

Internal version only: aarchmrs v2025-03_rel, pseudocode v2025-03_rel ; Build timestamp: 2025-03-21T17:41

Copyright © 2010-2025 Arm Limited or its affiliates. All rights reserved. This document is Non-Confidential.

CPYFPWT, CPYFMWT, CPYFEWT

Memory copy forward-only, writes unprivileged

These instructions copy a requested number of bytes in memory from a source address to a destination address in a forward direction. The prologue, main, and epilogue instructions are expected to be run in succession and to appear consecutively in memory: CPYFPWT, then CPYFMWT, and then CPYFEWT.

CPYFPWT performs some preconditioning of the arguments suitable for using the CPYFMWT instruction, and copies an IMPLEMENTATION DEFINED portion of the requested number of bytes. CPYFMWT copies a further IMPLEMENTATION DEFINED portion of the remaining bytes. CPYFEWT copies any final remaining bytes.

Note

The ability to copy an IMPLEMENTATION DEFINED number of bytes allows an implementation to optimize how the bytes being copied are divided between the different instructions.

For more information on exceptions specific to memory copy instructions, see [Memory Copy and Memory Set exceptions](#).

The memory copy performed by these instructions is in the forward direction only, so the instructions are suitable for a memory copy only where there is no overlap between the source and destination locations, or where the source address is greater than the destination address.

The architecture supports two algorithms for the memory copy: option A and option B. Which algorithm is used is IMPLEMENTATION DEFINED.

Note

Portable software should not assume that the choice of algorithm is constant.

For CPYFPWT:

- If $Xn < 63$, the copy size is saturated to $0x7FFFFFFFFFFFFFFF$.

On completion of CPYFPWT, option A:

- Xn holds -1 times the number of bytes in the saturated copy size remaining to be copied.
- Xs holds the original Xs + saturated copy size.
- Xd holds the original Xd + saturated copy size.
- $PSTATE.\{N,Z,C,V\}$ are set to $\{0,0,0,0\}$.

On completion of CPYFPWT, option B:

- Xn holds the number of bytes in the saturated copy size remaining to be copied.
- Xs holds the lowest address that has not been copied from.
- Xd holds the lowest address that has not been copied to.
- $PSTATE.\{N,Z,C,V\}$ are set to $\{0,0,1,0\}$.

For CPYFMWT, option A, when $PSTATE.C = 0$:

- Xn holds a signed 64-bit integer.
- Xn holds -1 times the number of bytes remaining to be copied.
- Xs holds the lowest address to be copied from - Xn .
- Xd holds the lowest address to be copied to - Xn .
- On completion of the instruction, Xn holds -1 times the number of bytes remaining to be copied.

For CPYFMWT, option B, when $PSTATE.C = 1$:

- Xn holds the number of bytes remaining to be copied.
- Xs holds the lowest address to be copied from.
- Xd holds the lowest address to be copied to.
- On completion of the instruction:
 - Xn holds the number of bytes remaining to be copied.
 - Xs holds the lowest address that has not been copied from.
 - Xd holds the lowest address that has not been copied to.

For CPYFEWT, option A, when $PSTATE.C = 0$:

- Xn holds a signed 64-bit integer.
- Xn holds -1 times the number of bytes remaining to be copied.
- Xs holds the lowest address to be copied from - Xn .
- Xd holds the lowest address to be copied to - Xn .
- On completion of the instruction, Xn holds 0.

For CPYFEWT, option B, when $PSTATE.C = 1$:

- Xn holds the number of bytes remaining to be copied.
- Xs holds the lowest address to be copied from.
- Xd holds the lowest address to be copied to.
- On completion of the instruction:
 - Xn holds 0.

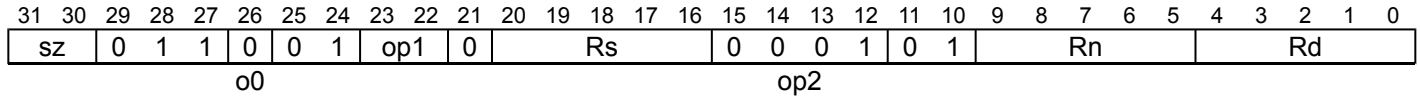
- Xs holds the lowest address that has not been copied from.
- Xd holds the lowest address that has not been copied to.

Explicit Memory Write effects produced by the instruction behave as if the instruction was executed at EL0 if the *Effective value* of PSTATE.UAO is 0 and either:

- The instruction is executed at EL1.
- The instruction is executed at EL2 when the *Effective value* of HCR_EL2.{E2H, TGE} is {1, 1}.

Otherwise, the Explicit Memory Write effects operate with the restrictions determined by the Exception level at which the instruction is executed.

Integer (FEAT_MOPS)



Encoding for the Prologue variant

Applies when (op1 == 00)

CPYFPWT [*<Xd>*]!, [*<Xs>*]!, *<Xn>*!

Encoding for the Main variant

Applies when (op1 == 01)

CPYFMWT [*<Xd>*]!, [*<Xs>*]!, *<Xn>*!

Encoding for the Epilogue variant

Applies when (op1 == 10)

CPYFEWT [*<Xd>*]!, [*<Xs>*]!, *<Xn>*!

Decode for all variants of this encoding

```
if !IsFeatureImplemented(FEAT_MOPS) || sz != '00' then EndOfDecode(Decode_UNDEF);

CPYParams memcpy;
memcpy.d = UInt(Rd);
memcpy.s = UInt(Rs);
memcpy.n = UInt(Rn);
constant bits(4) options = op2;
constant boolean rntemporal = options<3> == '1';
constant boolean wnontemporal = options<2> == '1';
case op1 of
  when '00' memcpy.stage = MOPSStage_Prologue;
  when '01' memcpy.stage = MOPSStage_Main;
  when '10' memcpy.stage = MOPSStage_Epilogue;
  otherwise SEE "Memory Copy and Memory Set";
```

For information about the CONSTRAINED UNPREDICTABLE behavior of this instruction, see *Architectural Constraints on UNPREDICTABLE behaviors*, and particularly *Memory Copy and Memory Set CPY** and *Crossing a page boundary with different memory types or Shareability attributes*.

Assembler Symbols

- <Xd>* For the "Prologue" variant: is the 64-bit name of the general-purpose register that holds the destination address and is updated by the instruction, encoded in the "Rd" field.
- For the "Epilogue" and "Main" variants: is the 64-bit name of the general-purpose register that holds an encoding of the destination address, encoded in the "Rd" field.
- <Xs>* For the "Prologue" variant: is the 64-bit name of the general-purpose register that holds the source address and is updated by the instruction, encoded in the "Rs" field.

For the "Epilogue" and "Main" variants: is the 64-bit name of the general-purpose register that holds an encoding of the source address, encoded in the "Rs" field.

<Xn>

For the "Prologue" variant: is the 64-bit name of the general-purpose register that holds the number of bytes to be transferred and is updated by the instruction to encode the remaining size and destination, encoded in the "Rn" field.

For the "Main" variant: is the 64-bit name of the general-purpose register that holds an encoding of the number of bytes to be transferred, encoded in the "Rn" field.

For the "Epilogue" variant: is the 64-bit name of the general-purpose register that holds an encoding of the number of bytes to be transferred and is set to zero on completion of the instruction, encoded in the "Rn" field.


```

CheckMOPSEnabled();

CheckCPYConstrainedUnpredictable(memcpy.n, memcpy.d, memcpy.s);

memcpy.nzcv      = PSTATE.<N,Z,C,V>;
memcpy.toaddress = X[memcpy.d, 64];
memcpy.fromaddress = X[memcpy.s, 64];
memcpy.cpyssize  = SInt(X[memcpy.n, 64]);
memcpy.implements_option_a = CPYFOptionA();

constant boolean rprivileged = (if options<1> == '1' then AArch64.IsUnprivAccessPriv()
                                else PSTATE.EL != EL0);
constant boolean wprivileged = (if options<0> == '1' then AArch64.IsUnprivAccessPriv()
                                else PSTATE.EL != EL0);

constant AccessDescriptor raccdesc = CreateAccDescMOPS(MemOp\_LOAD, rprivileged, rnontemporal);
constant AccessDescriptor waccdesc = CreateAccDescMOPS(MemOp\_STORE, wprivileged, wnontemporal);

if memcpy.stage == MOPSStage\_Prologue then
    if memcpy.cpyssize<63> == '1' then memcpy.cpyssize = ArchMaxMOPSBlockSize;

    if memcpy.implements_option_a then
        memcpy.nzcv = '0000';
        // Copy in the forward direction offsets the arguments.
        memcpy.toaddress = memcpy.toaddress + memcpy.cpyssize;
        memcpy.fromaddress = memcpy.fromaddress + memcpy.cpyssize;
        memcpy.cpyssize = 0 - memcpy.cpyssize;
    else
        memcpy.nzcv = '0010';

memcpy.stagecpyssize = MemCpyStageSize(memcpy);

if memcpy.stage != MOPSStage\_Prologue then
    CheckMemCpyParams(memcpy, options);

integer copied;
boolean iswrite;
AddressDescriptor memaddrdesc;
PhysMemRetStatus memstatus;
memcpy.forward = TRUE;
boolean fault = FALSE;
MOPSBlockSize B;

if memcpy.implements_option_a then
    while memcpy.stagecpyssize != 0 && !fault do
        // IMP DEF selection of the block size that is worked on. While many
        // implementations might make this constant, that is not assumed.
        B = CPYSizeChoice(memcpy);
        assert B <= -1 * memcpy.stagecpyssize;

        (copied, iswrite, memaddrdesc, memstatus) = MemCpyBytes(memcpy.toaddress + memcpy.cpyssize,
                                                                memcpy.fromaddress + memcpy.cpyssize,
                                                                memcpy.forward, B,
                                                                raccdesc, waccdesc);

        if copied != B then
            fault = TRUE;
        else
            memcpy.cpyssize = memcpy.cpyssize + B;
            memcpy.stagecpyssize = memcpy.stagecpyssize + B;
    else
        while memcpy.stagecpyssize > 0 && !fault do
            // IMP DEF selection of the block size that is worked on. While many
            // implementations might make this constant, that is not assumed.
            B = CPYSizeChoice(memcpy);
            assert B <= memcpy.stagecpyssize;

            (copied, iswrite, memaddrdesc, memstatus) = MemCpyBytes(memcpy.toaddress,
                                                                    memcpy.fromaddress,
                                                                    memcpy.forward, B,
                                                                    raccdesc, waccdesc);

```

```

    if copied != B then
        fault = TRUE;
    else
        memcpy.fromaddress = memcpy.fromaddress + B;
        memcpy.toaddress   = memcpy.toaddress   + B;
        memcpy.cpyssize    = memcpy.cpyssize    - B;
        memcpy.stagecpyssize = memcpy.stagecpyssize - B;

UpdateCpyRegisters(memcpy, fault, copied);

if fault then
    if IsFault(memaddrdesc) then
        AArch64.Abort(memaddrdesc.fault);

    if IsFault(memstatus) then
        constant AccessDescriptor accdesc = if iswrite then waccdesc else raccdesc;
        HandleExternalAbort(memstatus, iswrite, memaddrdesc, B, accdesc);

if memcpy.stage == MOPSTage Prologue then
    PSTATE.<N,Z,C,V> = memcpy.nzcv;

```

Internal version only: aarchmrs v2025-03_rel, pseudocode v2025-03_rel ; Build timestamp: 2025-03-21T17:41

Copyright © 2010-2025 Arm Limited or its affiliates. All rights reserved. This document is Non-Confidential.

CPYFPWTN, CPYFMWTN, CPYFEWTN

Memory copy forward-only, writes unprivileged, reads and writes non-temporal

These instructions copy a requested number of bytes in memory from a source address to a destination address in a forward direction. The prologue, main, and epilogue instructions are expected to be run in succession and to appear consecutively in memory: CPYFPWTN, then CPYFMWTN, and then CPYFEWTN.

CPYFPWTN performs some preconditioning of the arguments suitable for using the CPYFMWTN instruction, and copies an IMPLEMENTATION DEFINED portion of the requested number of bytes. CPYFMWTN copies a further IMPLEMENTATION DEFINED portion of the remaining bytes. CPYFEWTN copies any final remaining bytes.

Note

The ability to copy an IMPLEMENTATION DEFINED number of bytes allows an implementation to optimize how the bytes being copied are divided between the different instructions.

For more information on exceptions specific to memory copy instructions, see [Memory Copy and Memory Set exceptions](#).

The memory copy performed by these instructions is in the forward direction only, so the instructions are suitable for a memory copy only where there is no overlap between the source and destination locations, or where the source address is greater than the destination address.

The architecture supports two algorithms for the memory copy: option A and option B. Which algorithm is used is IMPLEMENTATION DEFINED.

Note

Portable software should not assume that the choice of algorithm is constant.

For CPYFPWTN:

- If $Xn < 63$, the copy size is saturated to $0x7FFFFFFFFFFFFFFF$.

On completion of CPYFPWTN, option A:

- Xn holds -1 times the number of bytes in the saturated copy size remaining to be copied.
- Xs holds the original Xs + saturated copy size.
- Xd holds the original Xd + saturated copy size.
- $PSTATE.\{N,Z,C,V\}$ are set to $\{0,0,0,0\}$.

On completion of CPYFPWTN, option B:

- Xn holds the number of bytes in the saturated copy size remaining to be copied.
- Xs holds the lowest address that has not been copied from.
- Xd holds the lowest address that has not been copied to.
- $PSTATE.\{N,Z,C,V\}$ are set to $\{0,0,1,0\}$.

For CPYFMWTN, option A, when $PSTATE.C = 0$:

- Xn holds a signed 64-bit integer.
- Xn holds -1 times the number of bytes remaining to be copied.
- Xs holds the lowest address to be copied from - Xn .
- Xd holds the lowest address to be copied to - Xn .
- On completion of the instruction, Xn holds -1 times the number of bytes remaining to be copied.

For CPYFMWTN, option B, when $PSTATE.C = 1$:

- Xn holds the number of bytes remaining to be copied.
- Xs holds the lowest address to be copied from.
- Xd holds the lowest address to be copied to.
- On completion of the instruction:
 - Xn holds the number of bytes remaining to be copied.
 - Xs holds the lowest address that has not been copied from.
 - Xd holds the lowest address that has not been copied to.

For CPYFEWTN, option A, when $PSTATE.C = 0$:

- Xn holds a signed 64-bit integer.
- Xn holds -1 times the number of bytes remaining to be copied.
- Xs holds the lowest address to be copied from - Xn .
- Xd holds the lowest address to be copied to - Xn .
- On completion of the instruction, Xn holds 0.

For CPYFEWTN, option B, when $PSTATE.C = 1$:

- Xn holds the number of bytes remaining to be copied.
- Xs holds the lowest address to be copied from.
- Xd holds the lowest address to be copied to.
- On completion of the instruction:
 - Xn holds 0.

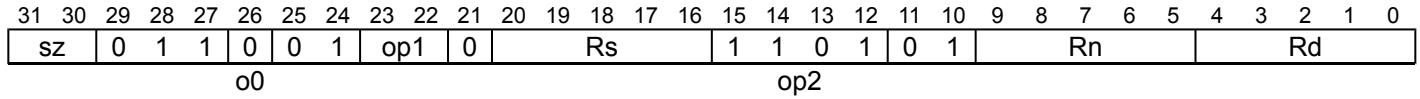
- Xs holds the lowest address that has not been copied from.
- Xd holds the lowest address that has not been copied to.

Explicit Memory Write effects produced by the instruction behave as if the instruction was executed at EL0 if the *Effective value* of PSTATE.UAO is 0 and either:

- The instruction is executed at EL1.
- The instruction is executed at EL2 when the *Effective value* of HCR_EL2.{E2H, TGE} is {1, 1}.

Otherwise, the Explicit Memory Write effects operate with the restrictions determined by the Exception level at which the instruction is executed.

Integer (FEAT_MOPS)



Encoding for the Prologue variant

Applies when (op1 == 00)

```
CPYFPWTN [<Xd>]!, [<Xs>]!, <Xn>!
```

Encoding for the Main variant

Applies when (op1 == 01)

```
CPYFMWTN [<Xd>]!, [<Xs>]!, <Xn>!
```

Encoding for the Epilogue variant

Applies when (op1 == 10)

```
CPYFEWTN [<Xd>]!, [<Xs>]!, <Xn>!
```

Decode for all variants of this encoding

```
if !IsFeatureImplemented(FEAT_MOPS) || sz != '00' then EndOfDecode(Decode_UNDEF);

CPYParams memcpy;
memcpy.d = UInt(Rd);
memcpy.s = UInt(Rs);
memcpy.n = UInt(Rn);
constant bits(4) options = op2;
constant boolean rntemporal = options<3> == '1';
constant boolean wnontemporal = options<2> == '1';
case op1 of
  when '00' memcpy.stage = MOPSStage_Prologue;
  when '01' memcpy.stage = MOPSStage_Main;
  when '10' memcpy.stage = MOPSStage_Epilogue;
  otherwise SEE "Memory Copy and Memory Set";
```

For information about the CONSTRAINED UNPREDICTABLE behavior of this instruction, see *Architectural Constraints on UNPREDICTABLE behaviors*, and particularly *Memory Copy and Memory Set CPY** and *Crossing a page boundary with different memory types or Shareability attributes*.

Assembler Symbols

- <Xd> For the "Prologue" variant: is the 64-bit name of the general-purpose register that holds the destination address and is updated by the instruction, encoded in the "Rd" field.
- For the "Epilogue" and "Main" variants: is the 64-bit name of the general-purpose register that holds an encoding of the destination address, encoded in the "Rd" field.
- <Xs> For the "Prologue" variant: is the 64-bit name of the general-purpose register that holds the source address and is updated by the instruction, encoded in the "Rs" field.

For the "Epilogue" and "Main" variants: is the 64-bit name of the general-purpose register that holds an encoding of the source address, encoded in the "Rs" field.

<Xn>

For the "Prologue" variant: is the 64-bit name of the general-purpose register that holds the number of bytes to be transferred and is updated by the instruction to encode the remaining size and destination, encoded in the "Rn" field.

For the "Main" variant: is the 64-bit name of the general-purpose register that holds an encoding of the number of bytes to be transferred, encoded in the "Rn" field.

For the "Epilogue" variant: is the 64-bit name of the general-purpose register that holds an encoding of the number of bytes to be transferred and is set to zero on completion of the instruction, encoded in the "Rn" field.


```

CheckMOPSEnabled();

CheckCPYConstrainedUnpredictable(memcpy.n, memcpy.d, memcpy.s);

memcpy.nzcv      = PSTATE.<N,Z,C,V>;
memcpy.toaddress = X[memcpy.d, 64];
memcpy.fromaddress = X[memcpy.s, 64];
memcpy.cpyssize  = SInt(X[memcpy.n, 64]);
memcpy.implements_option_a = CPYFOptionA();

constant boolean rprivileged = (if options<1> == '1' then AArch64.IsUnprivAccessPriv()
                                else PSTATE.EL != EL0);
constant boolean wprivileged = (if options<0> == '1' then AArch64.IsUnprivAccessPriv()
                                else PSTATE.EL != EL0);

constant AccessDescriptor raccdesc = CreateAccDescMOPS(MemOp\_LOAD, rprivileged, rnontemporal);
constant AccessDescriptor waccdesc = CreateAccDescMOPS(MemOp\_STORE, wprivileged, wnontemporal);

if memcpy.stage == MOPSStage\_Prologue then
    if memcpy.cpyssize<63> == '1' then memcpy.cpyssize = ArchMaxMOPSBlockSize;

    if memcpy.implements_option_a then
        memcpy.nzcv = '0000';
        // Copy in the forward direction offsets the arguments.
        memcpy.toaddress = memcpy.toaddress + memcpy.cpyssize;
        memcpy.fromaddress = memcpy.fromaddress + memcpy.cpyssize;
        memcpy.cpyssize = 0 - memcpy.cpyssize;
    else
        memcpy.nzcv = '0010';

memcpy.stagecpyssize = MemCpyStageSize(memcpy);

if memcpy.stage != MOPSStage\_Prologue then
    CheckMemCpyParams(memcpy, options);

integer copied;
boolean iswrite;
AddressDescriptor memaddrdesc;
PhysMemRetStatus memstatus;
memcpy.forward = TRUE;
boolean fault = FALSE;
MOPSBlockSize B;

if memcpy.implements_option_a then
    while memcpy.stagecpyssize != 0 && !fault do
        // IMP DEF selection of the block size that is worked on. While many
        // implementations might make this constant, that is not assumed.
        B = CPYSizeChoice(memcpy);
        assert B <= -1 * memcpy.stagecpyssize;

        (copied, iswrite, memaddrdesc, memstatus) = MemCpyBytes(memcpy.toaddress + memcpy.cpyssize,
                                                                memcpy.fromaddress + memcpy.cpyssize,
                                                                memcpy.forward, B,
                                                                raccdesc, waccdesc);

        if copied != B then
            fault = TRUE;
        else
            memcpy.cpyssize = memcpy.cpyssize + B;
            memcpy.stagecpyssize = memcpy.stagecpyssize + B;
    else
        while memcpy.stagecpyssize > 0 && !fault do
            // IMP DEF selection of the block size that is worked on. While many
            // implementations might make this constant, that is not assumed.
            B = CPYSizeChoice(memcpy);
            assert B <= memcpy.stagecpyssize;

            (copied, iswrite, memaddrdesc, memstatus) = MemCpyBytes(memcpy.toaddress,
                                                                    memcpy.fromaddress,
                                                                    memcpy.forward, B,
                                                                    raccdesc, waccdesc);

```

```

    if copied != B then
        fault = TRUE;
    else
        memcpy.fromaddress = memcpy.fromaddress + B;
        memcpy.toaddress   = memcpy.toaddress   + B;
        memcpy.cpy.size     = memcpy.cpy.size     - B;
        memcpy.stagecpy.size = memcpy.stagecpy.size - B;

UpdateCpyRegisters(memcpy, fault, copied);

if fault then
    if IsFault(memaddrdesc) then
        AArch64.Abort(memaddrdesc.fault);

    if IsFault(memstatus) then
        constant AccessDescriptor accdesc = if iswrite then waccdesc else raccdesc;
        HandleExternalAbort(memstatus, iswrite, memaddrdesc, B, accdesc);

if memcpy.stage == MOPSTage Prologue then
    PSTATE.<N,Z,C,V> = memcpy.nzcv;

```

Internal version only: aarchmrs v2025-03_rel, pseudocode v2025-03_rel ; Build timestamp: 2025-03-21T17:41

Copyright © 2010-2025 Arm Limited or its affiliates. All rights reserved. This document is Non-Confidential.

CPYFPWTRN, CPYFMWTRN, CPYFEWTRN

Memory copy forward-only, writes unprivileged, reads non-temporal

These instructions copy a requested number of bytes in memory from a source address to a destination address in a forward direction. The prologue, main, and epilogue instructions are expected to be run in succession and to appear consecutively in memory: CPYFPWTRN, then CPYFMWTRN, and then CPYFEWTRN.

CPYFPWTRN performs some preconditioning of the arguments suitable for using the CPYFMWTRN instruction, and copies an IMPLEMENTATION DEFINED portion of the requested number of bytes. CPYFMWTRN copies a further IMPLEMENTATION DEFINED portion of the remaining bytes. CPYFEWTRN copies any final remaining bytes.

Note

The ability to copy an IMPLEMENTATION DEFINED number of bytes allows an implementation to optimize how the bytes being copied are divided between the different instructions.

For more information on exceptions specific to memory copy instructions, see [Memory Copy and Memory Set exceptions](#).

The memory copy performed by these instructions is in the forward direction only, so the instructions are suitable for a memory copy only where there is no overlap between the source and destination locations, or where the source address is greater than the destination address.

The architecture supports two algorithms for the memory copy: option A and option B. Which algorithm is used is IMPLEMENTATION DEFINED.

Note

Portable software should not assume that the choice of algorithm is constant.

For CPYFPWTRN:

- If $Xn < 63$, the copy size is saturated to $0x7FFFFFFFFFFFFFFF$.

On completion of CPYFPWTRN, option A:

- Xn holds -1 times the number of bytes in the saturated copy size remaining to be copied.
- Xs holds the original Xs + saturated copy size.
- Xd holds the original Xd + saturated copy size.
- $PSTATE.\{N,Z,C,V\}$ are set to $\{0,0,0,0\}$.

On completion of CPYFPWTRN, option B:

- Xn holds the number of bytes in the saturated copy size remaining to be copied.
- Xs holds the lowest address that has not been copied from.
- Xd holds the lowest address that has not been copied to.
- $PSTATE.\{N,Z,C,V\}$ are set to $\{0,0,1,0\}$.

For CPYFMWTRN, option A, when $PSTATE.C = 0$:

- Xn holds a signed 64-bit integer.
- Xn holds -1 times the number of bytes remaining to be copied.
- Xs holds the lowest address to be copied from - Xn .
- Xd holds the lowest address to be copied to - Xn .
- On completion of the instruction, Xn holds -1 times the number of bytes remaining to be copied.

For CPYFMWTRN, option B, when $PSTATE.C = 1$:

- Xn holds the number of bytes remaining to be copied.
- Xs holds the lowest address to be copied from.
- Xd holds the lowest address to be copied to.
- On completion of the instruction:
 - Xn holds the number of bytes remaining to be copied.
 - Xs holds the lowest address that has not been copied from.
 - Xd holds the lowest address that has not been copied to.

For CPYFEWTRN, option A, when $PSTATE.C = 0$:

- Xn holds a signed 64-bit integer.
- Xn holds -1 times the number of bytes remaining to be copied.
- Xs holds the lowest address to be copied from - Xn .
- Xd holds the lowest address to be copied to - Xn .
- On completion of the instruction, Xn holds 0.

For CPYFEWTRN, option B, when $PSTATE.C = 1$:

- Xn holds the number of bytes remaining to be copied.
- Xs holds the lowest address to be copied from.
- Xd holds the lowest address to be copied to.
- On completion of the instruction:
 - Xn holds 0.

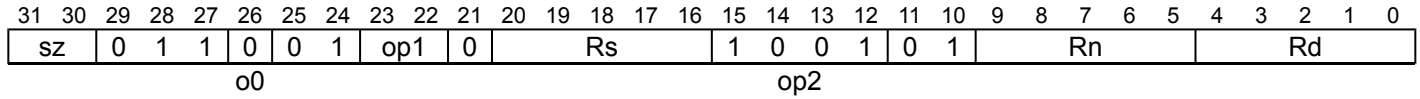
- Xs holds the lowest address that has not been copied from.
- Xd holds the lowest address that has not been copied to.

Explicit Memory Write effects produced by the instruction behave as if the instruction was executed at EL0 if the *Effective value* of PSTATE.UAO is 0 and either:

- The instruction is executed at EL1.
- The instruction is executed at EL2 when the *Effective value* of HCR_EL2.{E2H, TGE} is {1, 1}.

Otherwise, the Explicit Memory Write effects operate with the restrictions determined by the Exception level at which the instruction is executed.

Integer (FEAT_MOPS)



Encoding for the Prologue variant

Applies when (op1 == 00)

```
CPYFPWTRN [<Xd>]!, [<Xs>]!, <Xn>!
```

Encoding for the Main variant

Applies when (op1 == 01)

```
CPYFMWTRN [<Xd>]!, [<Xs>]!, <Xn>!
```

Encoding for the Epilogue variant

Applies when (op1 == 10)

```
CPYFEWTRN [<Xd>]!, [<Xs>]!, <Xn>!
```

Decode for all variants of this encoding

```
if !IsFeatureImplemented(FEAT_MOPS) || sz != '00' then EndOfDecode(Decode_UNDEF);

CPYParams memcpy;
memcpy.d = UInt(Rd);
memcpy.s = UInt(Rs);
memcpy.n = UInt(Rn);
constant bits(4) options = op2;
constant boolean rntemporal = options<3> == '1';
constant boolean wnontemporal = options<2> == '1';
case op1 of
  when '00' memcpy.stage = MOPSStage_Prologue;
  when '01' memcpy.stage = MOPSStage_Main;
  when '10' memcpy.stage = MOPSStage_Epilogue;
  otherwise SEE "Memory Copy and Memory Set";
```

For information about the CONSTRAINED UNPREDICTABLE behavior of this instruction, see *Architectural Constraints on UNPREDICTABLE behaviors*, and particularly *Memory Copy and Memory Set CPY** and *Crossing a page boundary with different memory types or Shareability attributes*.

Assembler Symbols

- <Xd> For the "Prologue" variant: is the 64-bit name of the general-purpose register that holds the destination address and is updated by the instruction, encoded in the "Rd" field.
- For the "Epilogue" and "Main" variants: is the 64-bit name of the general-purpose register that holds an encoding of the destination address, encoded in the "Rd" field.
- <Xs> For the "Prologue" variant: is the 64-bit name of the general-purpose register that holds the source address and is updated by the instruction, encoded in the "Rs" field.

For the "Epilogue" and "Main" variants: is the 64-bit name of the general-purpose register that holds an encoding of the source address, encoded in the "Rs" field.

<Xn>

For the "Prologue" variant: is the 64-bit name of the general-purpose register that holds the number of bytes to be transferred and is updated by the instruction to encode the remaining size and destination, encoded in the "Rn" field.

For the "Main" variant: is the 64-bit name of the general-purpose register that holds an encoding of the number of bytes to be transferred, encoded in the "Rn" field.

For the "Epilogue" variant: is the 64-bit name of the general-purpose register that holds an encoding of the number of bytes to be transferred and is set to zero on completion of the instruction, encoded in the "Rn" field.


```

CheckMOPSEnabled();

CheckCPYConstrainedUnpredictable(memcpy.n, memcpy.d, memcpy.s);

memcpy.nzcv      = PSTATE.<N,Z,C,V>;
memcpy.toaddress  = X[memcpy.d, 64];
memcpy.fromaddress = X[memcpy.s, 64];
memcpy.cpyssize   = SInt(X[memcpy.n, 64]);
memcpy.implements_option_a = CPYFOptionA();

constant boolean rprivileged = (if options<1> == '1' then AArch64.IsUnprivAccessPriv()
                                else PSTATE.EL != EL0);
constant boolean wprivileged = (if options<0> == '1' then AArch64.IsUnprivAccessPriv()
                                else PSTATE.EL != EL0);

constant AccessDescriptor raccdesc = CreateAccDescMOPS(MemOp\_LOAD, rprivileged, rnontemporal);
constant AccessDescriptor waccdesc = CreateAccDescMOPS(MemOp\_STORE, wprivileged, wnontemporal);

if memcpy.stage == MOPSStage\_Prologue then
    if memcpy.cpyssize<63> == '1' then memcpy.cpyssize = ArchMaxMOPSBlockSize;

    if memcpy.implements_option_a then
        memcpy.nzcv = '0000';
        // Copy in the forward direction offsets the arguments.
        memcpy.toaddress  = memcpy.toaddress  + memcpy.cpyssize;
        memcpy.fromaddress = memcpy.fromaddress + memcpy.cpyssize;
        memcpy.cpyssize   = 0 - memcpy.cpyssize;
    else
        memcpy.nzcv = '0010';

memcpy.stagecpyssize = MemCpyStageSize(memcpy);

if memcpy.stage != MOPSStage\_Prologue then
    CheckMemCpyParams(memcpy, options);

integer copied;
boolean iswrite;
AddressDescriptor memaddrdesc;
PhysMemRetStatus memstatus;
memcpy.forward = TRUE;
boolean fault   = FALSE;
MOPSBlockSize B;

if memcpy.implements_option_a then
    while memcpy.stagecpyssize != 0 && !fault do
        // IMP DEF selection of the block size that is worked on. While many
        // implementations might make this constant, that is not assumed.
        B = CPYSizeChoice(memcpy);
        assert B <= -1 * memcpy.stagecpyssize;

        (copied, iswrite, memaddrdesc, memstatus) = MemCpyBytes(memcpy.toaddress  + memcpy.cpyssize,
                                                                memcpy.fromaddress + memcpy.cpyssize,
                                                                memcpy.forward, B,
                                                                raccdesc, waccdesc);

        if copied != B then
            fault = TRUE;
        else
            memcpy.cpyssize      = memcpy.cpyssize + B;
            memcpy.stagecpyssize = memcpy.stagecpyssize + B;
    else
        while memcpy.stagecpyssize > 0 && !fault do
            // IMP DEF selection of the block size that is worked on. While many
            // implementations might make this constant, that is not assumed.
            B = CPYSizeChoice(memcpy);
            assert B <= memcpy.stagecpyssize;

            (copied, iswrite, memaddrdesc, memstatus) = MemCpyBytes(memcpy.toaddress,
                                                                    memcpy.fromaddress,
                                                                    memcpy.forward, B,
                                                                    raccdesc, waccdesc);

```



```

    if copied != B then
        fault = TRUE;
    else
        memcpy.fromaddress = memcpy.fromaddress + B;
        memcpy.toaddress   = memcpy.toaddress   + B;
        memcpy.cpyssize    = memcpy.cpyssize    - B;
        memcpy.stagecpyssize = memcpy.stagecpyssize - B;

UpdateCpyRegisters(memcpy, fault, copied);

if fault then
    if IsFault(memaddrdesc) then
        AArch64.Abort(memaddrdesc.fault);

    if IsFault(memstatus) then
        constant AccessDescriptor accdesc = if iswrite then waccdesc else raccdesc;
        HandleExternalAbort(memstatus, iswrite, memaddrdesc, B, accdesc);

if memcpy.stage == MOPSTage Prologue then
    PSTATE.<N,Z,C,V> = memcpy.nzcv;

```

Internal version only: aarchmrs v2025-03_rel, pseudocode v2025-03_rel ; Build timestamp: 2025-03-21T17:41

Copyright © 2010-2025 Arm Limited or its affiliates. All rights reserved. This document is Non-Confidential.

CPYFPWTWN, CPYFMWTWN, CPYFEWTWN

Memory copy forward-only, writes unprivileged and non-temporal

These instructions copy a requested number of bytes in memory from a source address to a destination address in a forward direction. The prologue, main, and epilogue instructions are expected to be run in succession and to appear consecutively in memory: CPYFPWTWN, then CPYFMWTWN, and then CPYFEWTWN.

CPYFPWTWN performs some preconditioning of the arguments suitable for using the CPYFMWTWN instruction, and copies an IMPLEMENTATION DEFINED portion of the requested number of bytes. CPYFMWTWN copies a further IMPLEMENTATION DEFINED portion of the remaining bytes. CPYFEWTWN copies any final remaining bytes.

Note

The ability to copy an IMPLEMENTATION DEFINED number of bytes allows an implementation to optimize how the bytes being copied are divided between the different instructions.

For more information on exceptions specific to memory copy instructions, see [Memory Copy and Memory Set exceptions](#).

The memory copy performed by these instructions is in the forward direction only, so the instructions are suitable for a memory copy only where there is no overlap between the source and destination locations, or where the source address is greater than the destination address.

The architecture supports two algorithms for the memory copy: option A and option B. Which algorithm is used is IMPLEMENTATION DEFINED.

Note

Portable software should not assume that the choice of algorithm is constant.

For CPYFPWTWN:

- If $Xn < 63$, the copy size is saturated to $0x7FFFFFFFFFFFFFFF$.

On completion of CPYFPWTWN, option A:

- Xn holds -1 times the number of bytes in the saturated copy size remaining to be copied.
- Xs holds the original Xs + saturated copy size.
- Xd holds the original Xd + saturated copy size.
- $PSTATE.\{N,Z,C,V\}$ are set to $\{0,0,0,0\}$.

On completion of CPYFPWTWN, option B:

- Xn holds the number of bytes in the saturated copy size remaining to be copied.
- Xs holds the lowest address that has not been copied from.
- Xd holds the lowest address that has not been copied to.
- $PSTATE.\{N,Z,C,V\}$ are set to $\{0,0,1,0\}$.

For CPYFMWTWN, option A, when $PSTATE.C = 0$:

- Xn holds a signed 64-bit integer.
- Xn holds -1 times the number of bytes remaining to be copied.
- Xs holds the lowest address to be copied from - Xn .
- Xd holds the lowest address to be copied to - Xn .
- On completion of the instruction, Xn holds -1 times the number of bytes remaining to be copied.

For CPYFMWTWN, option B, when $PSTATE.C = 1$:

- Xn holds the number of bytes remaining to be copied.
- Xs holds the lowest address to be copied from.
- Xd holds the lowest address to be copied to.
- On completion of the instruction:
 - Xn holds the number of bytes remaining to be copied.
 - Xs holds the lowest address that has not been copied from.
 - Xd holds the lowest address that has not been copied to.

For CPYFEWTWN, option A, when $PSTATE.C = 0$:

- Xn holds a signed 64-bit integer.
- Xn holds -1 times the number of bytes remaining to be copied.
- Xs holds the lowest address to be copied from - Xn .
- Xd holds the lowest address to be copied to - Xn .
- On completion of the instruction, Xn holds 0.

For CPYFEWTWN, option B, when $PSTATE.C = 1$:

- Xn holds the number of bytes remaining to be copied.
- Xs holds the lowest address to be copied from.
- Xd holds the lowest address to be copied to.
- On completion of the instruction:
 - Xn holds 0.

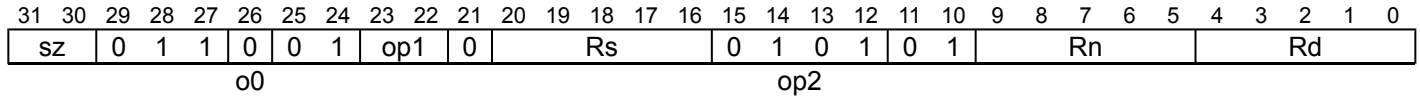
- Xs holds the lowest address that has not been copied from.
- Xd holds the lowest address that has not been copied to.

Explicit Memory Write effects produced by the instruction behave as if the instruction was executed at EL0 if the *Effective value* of PSTATE.UAO is 0 and either:

- The instruction is executed at EL1.
- The instruction is executed at EL2 when the *Effective value* of HCR_EL2.{E2H, TGE} is {1, 1}.

Otherwise, the Explicit Memory Write effects operate with the restrictions determined by the Exception level at which the instruction is executed.

Integer (FEAT_MOPS)



Encoding for the Prologue variant

Applies when (op1 == 00)

```
CPYFPWTWN [<Xd>]!, [<Xs>]!, <Xn>!
```

Encoding for the Main variant

Applies when (op1 == 01)

```
CPYFMWTWN [<Xd>]!, [<Xs>]!, <Xn>!
```

Encoding for the Epilogue variant

Applies when (op1 == 10)

```
CPYFEWTWN [<Xd>]!, [<Xs>]!, <Xn>!
```

Decode for all variants of this encoding

```
if !IsFeatureImplemented(FEAT_MOPS) || sz != '00' then EndOfDecode(Decode_UNDEF);

CPYParams memcpy;
memcpy.d = UInt(Rd);
memcpy.s = UInt(Rs);
memcpy.n = UInt(Rn);
constant bits(4) options = op2;
constant boolean rntemporal = options<3> == '1';
constant boolean wnontemporal = options<2> == '1';
case op1 of
  when '00' memcpy.stage = MOPSStage_Prologue;
  when '01' memcpy.stage = MOPSStage_Main;
  when '10' memcpy.stage = MOPSStage_Epilogue;
  otherwise SEE "Memory Copy and Memory Set";
```

For information about the CONSTRAINED UNPREDICTABLE behavior of this instruction, see *Architectural Constraints on UNPREDICTABLE behaviors*, and particularly *Memory Copy and Memory Set CPY** and *Crossing a page boundary with different memory types or Shareability attributes*.

Assembler Symbols

- <Xd> For the "Prologue" variant: is the 64-bit name of the general-purpose register that holds the destination address and is updated by the instruction, encoded in the "Rd" field.
- For the "Epilogue" and "Main" variants: is the 64-bit name of the general-purpose register that holds an encoding of the destination address, encoded in the "Rd" field.
- <Xs> For the "Prologue" variant: is the 64-bit name of the general-purpose register that holds the source address and is updated by the instruction, encoded in the "Rs" field.

For the "Epilogue" and "Main" variants: is the 64-bit name of the general-purpose register that holds an encoding of the source address, encoded in the "Rs" field.

<Xn>

For the "Prologue" variant: is the 64-bit name of the general-purpose register that holds the number of bytes to be transferred and is updated by the instruction to encode the remaining size and destination, encoded in the "Rn" field.

For the "Main" variant: is the 64-bit name of the general-purpose register that holds an encoding of the number of bytes to be transferred, encoded in the "Rn" field.

For the "Epilogue" variant: is the 64-bit name of the general-purpose register that holds an encoding of the number of bytes to be transferred and is set to zero on completion of the instruction, encoded in the "Rn" field.


```

CheckMOPSEnabled();

CheckCPYConstrainedUnpredictable(memcpy.n, memcpy.d, memcpy.s);

memcpy.nzcv      = PSTATE.<N,Z,C,V>;
memcpy.toaddress = X[memcpy.d, 64];
memcpy.fromaddress = X[memcpy.s, 64];
memcpy.cpyssize  = SInt(X[memcpy.n, 64]);
memcpy.implements_option_a = CPYFOptionA();

constant boolean rprivileged = (if options<1> == '1' then AArch64.IsUnprivAccessPriv()
                                else PSTATE.EL != EL0);
constant boolean wprivileged = (if options<0> == '1' then AArch64.IsUnprivAccessPriv()
                                else PSTATE.EL != EL0);

constant AccessDescriptor raccdesc = CreateAccDescMOPS(MemOp\_LOAD, rprivileged, rnontemporal);
constant AccessDescriptor waccdesc = CreateAccDescMOPS(MemOp\_STORE, wprivileged, wnontemporal);

if memcpy.stage == MOPSStage\_Prologue then
    if memcpy.cpyssize<63> == '1' then memcpy.cpyssize = ArchMaxMOPSBlockSize;

    if memcpy.implements_option_a then
        memcpy.nzcv = '0000';
        // Copy in the forward direction offsets the arguments.
        memcpy.toaddress = memcpy.toaddress + memcpy.cpyssize;
        memcpy.fromaddress = memcpy.fromaddress + memcpy.cpyssize;
        memcpy.cpyssize = 0 - memcpy.cpyssize;
    else
        memcpy.nzcv = '0010';

memcpy.stagecpyssize = MemCpyStageSize(memcpy);

if memcpy.stage != MOPSStage\_Prologue then
    CheckMemCpyParams(memcpy, options);

integer copied;
boolean iswrite;
AddressDescriptor memaddrdesc;
PhysMemRetStatus memstatus;
memcpy.forward = TRUE;
boolean fault = FALSE;
MOPSBlockSize B;

if memcpy.implements_option_a then
    while memcpy.stagecpyssize != 0 && !fault do
        // IMP DEF selection of the block size that is worked on. While many
        // implementations might make this constant, that is not assumed.
        B = CPYSizeChoice(memcpy);
        assert B <= -1 * memcpy.stagecpyssize;

        (copied, iswrite, memaddrdesc, memstatus) = MemCpyBytes(memcpy.toaddress + memcpy.cpyssize,
                                                                memcpy.fromaddress + memcpy.cpyssize,
                                                                memcpy.forward, B,
                                                                raccdesc, waccdesc);

        if copied != B then
            fault = TRUE;
        else
            memcpy.cpyssize = memcpy.cpyssize + B;
            memcpy.stagecpyssize = memcpy.stagecpyssize + B;
    else
        while memcpy.stagecpyssize > 0 && !fault do
            // IMP DEF selection of the block size that is worked on. While many
            // implementations might make this constant, that is not assumed.
            B = CPYSizeChoice(memcpy);
            assert B <= memcpy.stagecpyssize;

            (copied, iswrite, memaddrdesc, memstatus) = MemCpyBytes(memcpy.toaddress,
                                                                    memcpy.fromaddress,
                                                                    memcpy.forward, B,
                                                                    raccdesc, waccdesc);

```

```

    if copied != B then
        fault = TRUE;
    else
        memcpy.fromaddress = memcpy.fromaddress + B;
        memcpy.toaddress   = memcpy.toaddress   + B;
        memcpy.cpyssize    = memcpy.cpyssize    - B;
        memcpy.stagecpyssize = memcpy.stagecpyssize - B;

UpdateCpyRegisters(memcpy, fault, copied);

if fault then
    if IsFault(memaddrdesc) then
        AArch64.Abort(memaddrdesc.fault);

    if IsFault(memstatus) then
        constant AccessDescriptor accdesc = if iswrite then waccdesc else raccdesc;
        HandleExternalAbort(memstatus, iswrite, memaddrdesc, B, accdesc);

if memcpy.stage == MOPSTage Prologue then
    PSTATE.<N,Z,C,V> = memcpy.nzcv;

```

Internal version only: aarchmrs v2025-03_rel, pseudocode v2025-03_rel ; Build timestamp: 2025-03-21T17:41

Copyright © 2010-2025 Arm Limited or its affiliates. All rights reserved. This document is Non-Confidential.

CPYP, CPYM, CPYE

Memory copy

These instructions copy a requested number of bytes in memory from a source address to a destination address. The prologue, main, and epilogue instructions are expected to be run in succession and to appear consecutively in memory: CPYP, then CPYM, and then CPYE.

CPYP performs some preconditioning of the arguments suitable for using the CPYM instruction, and copies an IMPLEMENTATION DEFINED portion of the requested number of bytes. CPYM copies a further IMPLEMENTATION DEFINED portion of the remaining bytes. CPYE copies any final remaining bytes.

Note

The ability to copy an IMPLEMENTATION DEFINED number of bytes allows an implementation to optimize how the bytes being copied are divided between the different instructions.

For more information on exceptions specific to memory copy instructions, see [Memory Copy and Memory Set exceptions](#).

The architecture supports two algorithms for the memory copy: option A and option B. Which algorithm is used is IMPLEMENTATION DEFINED.

Note

Portable software should not assume that the choice of algorithm is constant.

For CPYP:

- If $X_n < 63:55 > \neq 000000000$, the copy size X_n is saturated to $0x007FFFFFFFFFFFFFFF$.
- After saturation is performed, the direction of the memory copy is based on the following:
 - If $(X_s > X_d)$ and $(X_d + \text{saturated copy size}) > X_s$, then the direction is forward.
 - If $(X_s < X_d)$ and $(X_s + \text{saturated copy size}) > X_d$, then the direction is backward.
 - Otherwise, the direction is an IMPLEMENTATION DEFINED choice between forward and backward.

On completion of CPYP, option A:

- $PSTATE.\{N,Z,C,V\}$ are set to $\{0,0,0,0\}$.
- If the copy is in the forward direction, then:
 - X_n holds -1 times the number of bytes in the saturated copy size remaining to be copied.
 - X_s holds the original $X_s + \text{saturated copy size}$.
 - X_d holds the original $X_d + \text{saturated copy size}$.
- If the copy is in the backward direction, then:
 - X_n holds the number of bytes in the saturated copy size remaining to be copied.
 - X_s and X_d are unchanged.

On completion of CPYP, option B:

- If the copy is in the forward direction, then:
 - X_n holds the number of bytes in the saturated copy size remaining to be copied.
 - X_s holds the lowest address that has not been copied from.
 - X_d holds the lowest address that has not been copied to.
 - $PSTATE.\{N,Z,C,V\}$ are set to $\{0,0,1,0\}$.
- If the copy is in the backward direction, then:
 - X_n holds the number of bytes in the saturated copy size remaining to be copied.
 - X_s holds the highest address that has not been copied from + 1.
 - X_d holds the highest address that has not been copied to + 1.
 - $PSTATE.\{N,Z,C,V\}$ are set to $\{1,0,1,0\}$.

For CPYM, option A, when $PSTATE.C = 0$:

- X_n holds a signed 64-bit integer.
- If the copy is in the forward direction (X_n holds a negative number), then:
 - X_n holds -1 times the number of bytes remaining to be copied.
 - X_s holds the lowest address to be copied from - X_n .
 - X_d holds the lowest address to be copied to - X_n .
 - On completion of the instruction, X_n holds -1 times the number of bytes remaining to be copied.
- If the copy is in the backward direction (X_n holds a positive number), then:
 - X_n holds the number of bytes remaining to be copied.
 - X_s holds the highest address to be copied from + 1 - X_n .
 - X_d holds the highest address to be copied to + 1 - X_n .
 - On completion of the instruction, X_n holds the number of bytes remaining to be copied.

For CPYM, option B, when $PSTATE.C = 1$:

- X_n holds the number of bytes remaining to be copied.
- If the copy is in the forward direction ($PSTATE.N == 0$), then:

- Xs holds the lowest address to be copied from.
- Xd holds the lowest address to be copied to.
- On completion of the instruction:
 - Xn holds the number of bytes remaining to be copied.
 - Xs holds the lowest address that has not been copied from.
 - Xd holds the lowest address that has not been copied to.
- If the copy is in the backward direction (PSTATE.N == 1), then:
 - Xs holds the highest address to be copied from + 1.
 - Xd holds the highest address to be copied to + 1.
 - On completion of the instruction:
 - Xn holds the number of bytes remaining to be copied.
 - Xs holds the highest address that has not been copied from + 1.
 - Xd holds the highest address that has not been copied to + 1.

For CPYE, option A, when PSTATE.C = 0:

- Xn holds a signed 64-bit integer.
- If the copy is in the forward direction (Xn holds a negative number), then:
 - Xn holds -1 times the number of bytes remaining to be copied.
 - Xs holds the lowest address to be copied from - Xn.
 - Xd holds the lowest address to be copied to - Xn.
 - On completion of the instruction, Xn holds 0.
- If the copy is in the backward direction (Xn holds a positive number), then:
 - Xn holds the number of bytes remaining to be copied.
 - Xs holds the highest address to be copied from + 1 - Xn.
 - Xd holds the highest address to be copied to + 1 - Xn.
 - On completion of the instruction, Xn holds 0.

For CPYE, option B, when PSTATE.C = 1:

- Xn holds the number of bytes remaining to be copied.
- If the copy is in the forward direction (PSTATE.N == 0), then:
 - Xs holds the lowest address to be copied from.
 - Xd holds the lowest address to be copied to.
 - On completion of the instruction:
 - Xn holds 0.
 - Xs holds the lowest address that has not been copied from.
 - Xd holds the lowest address that has not been copied to.
- If the copy is in the backward direction (PSTATE.N == 1), then:
 - Xs holds the highest address to be copied from.
 - Xd holds the highest address to be copied to.
 - On completion of the instruction:
 - Xn holds 0.
 - Xs holds the highest address that has not been copied from + 1.
 - Xd holds the highest address that has not been copied to + 1.

Integer

(FEAT_MOPS)

31	30	29	28	27	26	25	24	23	22	21	20	19	18	17	16	15	14	13	12	11	10	9	8	7	6	5	4	3	2	1	0
sz		0	1	1	1	0	1	op1		0	Rs					0	0	0	0	0	1	Rn					Rd				
o0										op2																					

Encoding for the Prologue variant

Applies when (op1 == 00)

CPYP [<Xd>]!, [<Xs>]!, <Xn>!

Encoding for the Main variant

Applies when (op1 == 01)

CPYM [<Xd>]!, [<Xs>]!, <Xn>!

Encoding for the Epilogue variant

Applies when (op1 == 10)

```
CPYE [<Xd>]!, [<Xs>]!, <Xn>!
```

Decode for all variants of this encoding

```
if !IsFeatureImplemented(FEAT_MOPS) || sz != '00' then EndOfDecode(Decode_UNDEF);

CPYParams memcpy;
memcpy.d = UInt(Rd);
memcpy.s = UInt(Rs);
memcpy.n = UInt(Rn);
constant bits(4) options = op2;
constant boolean rnontemporal = options<3> == '1';
constant boolean wnontemporal = options<2> == '1';
case op1 of
  when '00' memcpy.stage = MOPSStage_Prologue;
  when '01' memcpy.stage = MOPSStage_Main;
  when '10' memcpy.stage = MOPSStage_Epilogue;
  otherwise SEE "Memory Copy and Memory Set";
```

For information about the CONSTRAINED UNPREDICTABLE behavior of this instruction, see [Architectural Constraints on UNPREDICTABLE behaviors](#), and particularly [Memory Copy and Memory Set CPY*](#) and [Crossing a page boundary with different memory types or Shareability attributes](#).

Assembler Symbols

- <Xd> For the "Prologue" variant: is the 64-bit name of the general-purpose register that holds the destination address and is updated by the instruction, encoded in the "Rd" field.
- For the "Epilogue" and "Main" variants: is the 64-bit name of the general-purpose register that holds an encoding of the destination address, encoded in the "Rd" field.
- <Xs> For the "Prologue" variant: is the 64-bit name of the general-purpose register that holds the source address and is updated by the instruction, encoded in the "Rs" field.
- For the "Epilogue" and "Main" variants: is the 64-bit name of the general-purpose register that holds an encoding of the source address, encoded in the "Rs" field.
- <Xn> For the "Prologue" variant: is the 64-bit name of the general-purpose register that holds the number of bytes to be transferred and is updated by the instruction to encode the remaining size and destination, encoded in the "Rn" field.
- For the "Main" variant: is the 64-bit name of the general-purpose register that holds an encoding of the number of bytes to be transferred, encoded in the "Rn" field.
- For the "Epilogue" variant: is the 64-bit name of the general-purpose register that holds an encoding of the number of bytes to be transferred and is set to zero on completion of the instruction, encoded in the "Rn" field.


```

CheckMOPSEnabled();

CheckCPYConstrainedUnpredictable(memcpy.n, memcpy.d, memcpy.s);

memcpy.nzcv      = PSTATE.<N,Z,C,V>;
memcpy.toaddress  = X[memcpy.d, 64];
memcpy.fromaddress = X[memcpy.s, 64];

if memcpy.stage == MOPSTage Prologue then
    memcpy.cpyssize = UInt(X[memcpy.n, 64]);
else
    memcpy.cpyssize = SInt(X[memcpy.n, 64]);

memcpy.implements_option_a = CPYOptionA();

constant boolean rprivileged = (if options<1> == '1' then AArch64.IsUnprivAccessPriv()
                                else PSTATE.EL != EL0);
constant boolean wprivileged = (if options<0> == '1' then AArch64.IsUnprivAccessPriv()
                                else PSTATE.EL != EL0);

constant AccessDescriptor raccdesc = CreateAccDescMOPS(MemOp\_LOAD, rprivileged, rnontemporal);
constant AccessDescriptor waccdesc = CreateAccDescMOPS(MemOp\_STORE, wprivileged, wnontemporal);

if memcpy.stage == MOPSTage Prologue then
    if memcpy.cpyssize > ArchMaxMOPSCPYSize then
        memcpy.cpyssize = ArchMaxMOPSCPYSize;

    memcpy.forward = IsMemCpyForward(memcpy);

    if memcpy.implements_option_a then
        memcpy.nzcv = '0000';
        if memcpy.forward then
            // Copy in the forward direction offsets the arguments.
            memcpy.toaddress  = memcpy.toaddress  + memcpy.cpyssize;
            memcpy.fromaddress = memcpy.fromaddress + memcpy.cpyssize;
            memcpy.cpyssize   = 0 - memcpy.cpyssize;
        else
            if !memcpy.forward then
                // Copy in the reverse direction offsets the arguments.
                memcpy.toaddress  = memcpy.toaddress  + memcpy.cpyssize;
                memcpy.fromaddress = memcpy.fromaddress + memcpy.cpyssize;
                memcpy.nzcv = '1010';
            else
                memcpy.nzcv = '0010';

memcpy.stagecpyssize = MemCpyStageSize(memcpy);

if memcpy.stage != MOPSTage Prologue then
    memcpy.forward = memcpy.cpyssize < 0 || (!memcpy.implements_option_a && memcpy.nzcv<3> == '0');
    CheckMemCpyParams(memcpy, options);

integer copied;
boolean iswrite;
AddressDescriptor memaddrdesc;
PhysMemRetStatus memstatus;
boolean fault = FALSE;
MOPSBlockSize B;

if memcpy.implements_option_a then
    while memcpy.stagecpyssize != 0 && !fault do
        // IMP DEF selection of the block size that is worked on. While many
        // implementations might make this constant, that is not assumed.
        B = CPYSizeChoice(memcpy);

        if memcpy.forward then
            assert B <= -1 * memcpy.stagecpyssize;
            (copied, iswrite, memaddrdesc, memstatus) = MemCpyBytes(
                memcpy.toaddress + memcpy.cpyssize,
                memcpy.fromaddress + memcpy.cpyssize,
                memcpy.forward, B,

```

```

        raccdesc, waccdesc);

    if copied != B then
        fault = TRUE;
    else
        memcpy.cpyssize = memcpy.cpyssize + B;
        memcpy.stagecpyssize = memcpy.stagecpyssize + B;

else
    assert B <= memcpy.stagecpyssize;
    memcpy.cpyssize = memcpy.cpyssize - B;
    memcpy.stagecpyssize = memcpy.stagecpyssize - B;

    (copied, iswrite, memaddrdesc, memstatus) = MemCpyBytes(
        memcpy.toaddress + memcpy.cpyssize,
        memcpy.fromaddress + memcpy.cpyssize,
        memcpy.forward, B, raccdesc,
        waccdesc);

    if copied != B then
        fault = TRUE;
        memcpy.cpyssize = memcpy.cpyssize + B;
        memcpy.stagecpyssize = memcpy.stagecpyssize + B;

else
    while memcpy.stagecpyssize > 0 && !fault do
        // IMP DEF selection of the block size that is worked on. While many
        // implementations might make this constant, that is not assumed.
        B = CPYSizeChoice(memcpy);
        assert B <= memcpy.stagecpyssize;

        if memcpy.forward then
            (copied, iswrite, memaddrdesc, memstatus) = MemCpyBytes(memcpy.toaddress,
                memcpy.fromaddress,
                memcpy.forward, B,
                raccdesc, waccdesc);

            if copied != B then
                fault = TRUE;
            else
                memcpy.fromaddress = memcpy.fromaddress + B;
                memcpy.toaddress = memcpy.toaddress + B;

        else
            (copied, iswrite, memaddrdesc, memstatus) = MemCpyBytes(memcpy.toaddress - B,
                memcpy.fromaddress - B,
                memcpy.forward, B,
                raccdesc, waccdesc);

            if copied != B then
                fault = TRUE;
            else
                memcpy.fromaddress = memcpy.fromaddress - B;
                memcpy.toaddress = memcpy.toaddress - B;

        if !fault then
            memcpy.cpyssize = memcpy.cpyssize - B;
            memcpy.stagecpyssize = memcpy.stagecpyssize - B;

UpdateCpyRegisters(memcpy, fault, copied);

if fault then
    if IsFault(memaddrdesc) then
        AArch64.Abort(memaddrdesc.fault);
    else
        constant AccessDescriptor accdesc = if iswrite then waccdesc else raccdesc;
        HandleExternalAbort(memstatus, iswrite, memaddrdesc, B, accdesc);

if memcpy.stage == MOPSStage\_Prologue then
    PSTATE.<N,Z,C,V> = memcpy.nzcv;

```

CPYPN, CPYMN, CPYEN

Memory copy, reads and writes non-temporal

These instructions copy a requested number of bytes in memory from a source address to a destination address. The prologue, main, and epilogue instructions are expected to be run in succession and to appear consecutively in memory: CPYPN, then CPYMN, and then CPYEN.

CPYPN performs some preconditioning of the arguments suitable for using the CPYMN instruction, and copies an IMPLEMENTATION DEFINED portion of the requested number of bytes. CPYMN copies a further IMPLEMENTATION DEFINED portion of the remaining bytes. CPYEN copies any final remaining bytes.

Note

The ability to copy an IMPLEMENTATION DEFINED number of bytes allows an implementation to optimize how the bytes being copied are divided between the different instructions.

For more information on exceptions specific to memory copy instructions, see [Memory Copy and Memory Set exceptions](#).

The architecture supports two algorithms for the memory copy: option A and option B. Which algorithm is used is IMPLEMENTATION DEFINED.

Note

Portable software should not assume that the choice of algorithm is constant.

For CPYPN:

- If $X_n < 63:55 > \neq 000000000$, the copy size X_n is saturated to $0x007FFFFFFFFFFFFFFF$.
- After saturation is performed, the direction of the memory copy is based on the following:
 - If $(X_s > X_d)$ and $(X_d + \text{saturated copy size}) > X_s$, then the direction is forward.
 - If $(X_s < X_d)$ and $(X_s + \text{saturated copy size}) > X_d$, then the direction is backward.
 - Otherwise, the direction is an IMPLEMENTATION DEFINED choice between forward and backward.

On completion of CPYPN, option A:

- $PSTATE.\{N,Z,C,V\}$ are set to $\{0,0,0,0\}$.
- If the copy is in the forward direction, then:
 - X_n holds -1 times the number of bytes in the saturated copy size remaining to be copied.
 - X_s holds the original $X_s + \text{saturated copy size}$.
 - X_d holds the original $X_d + \text{saturated copy size}$.
- If the copy is in the backward direction, then:
 - X_n holds the number of bytes in the saturated copy size remaining to be copied.
 - X_s and X_d are unchanged.

On completion of CPYPN, option B:

- If the copy is in the forward direction, then:
 - X_n holds the number of bytes in the saturated copy size remaining to be copied.
 - X_s holds the lowest address that has not been copied from.
 - X_d holds the lowest address that has not been copied to.
 - $PSTATE.\{N,Z,C,V\}$ are set to $\{0,0,1,0\}$.
- If the copy is in the backward direction, then:
 - X_n holds the number of bytes in the saturated copy size remaining to be copied.
 - X_s holds the highest address that has not been copied from + 1.
 - X_d holds the highest address that has not been copied to + 1.
 - $PSTATE.\{N,Z,C,V\}$ are set to $\{1,0,1,0\}$.

For CPYMN, option A, when $PSTATE.C = 0$:

- X_n holds a signed 64-bit integer.
- If the copy is in the forward direction (X_n holds a negative number), then:
 - X_n holds -1 times the number of bytes remaining to be copied.
 - X_s holds the lowest address to be copied from - X_n .
 - X_d holds the lowest address to be copied to - X_n .
 - On completion of the instruction, X_n holds -1 times the number of bytes remaining to be copied.
- If the copy is in the backward direction (X_n holds a positive number), then:
 - X_n holds the number of bytes remaining to be copied.
 - X_s holds the highest address to be copied from + 1 - X_n .
 - X_d holds the highest address to be copied to + 1 - X_n .
 - On completion of the instruction, X_n holds the number of bytes remaining to be copied.

For CPYMN, option B, when $PSTATE.C = 1$:

- X_n holds the number of bytes remaining to be copied.
- If the copy is in the forward direction ($PSTATE.N == 0$), then:

- Xs holds the lowest address to be copied from.
- Xd holds the lowest address to be copied to.
- On completion of the instruction:
 - Xn holds the number of bytes remaining to be copied.
 - Xs holds the lowest address that has not been copied from.
 - Xd holds the lowest address that has not been copied to.
- If the copy is in the backward direction (PSTATE.N == 1), then:
 - Xs holds the highest address to be copied from + 1.
 - Xd holds the highest address to be copied to + 1.
 - On completion of the instruction:
 - Xn holds the number of bytes remaining to be copied.
 - Xs holds the highest address that has not been copied from + 1.
 - Xd holds the highest address that has not been copied to + 1.

For CPYEN, option A, when PSTATE.C = 0:

- Xn holds a signed 64-bit integer.
- If the copy is in the forward direction (Xn holds a negative number), then:
 - Xn holds -1 times the number of bytes remaining to be copied.
 - Xs holds the lowest address to be copied from - Xn.
 - Xd holds the lowest address to be copied to - Xn.
 - On completion of the instruction, Xn holds 0.
- If the copy is in the backward direction (Xn holds a positive number), then:
 - Xn holds the number of bytes remaining to be copied.
 - Xs holds the highest address to be copied from + 1 - Xn.
 - Xd holds the highest address to be copied to + 1 - Xn.
 - On completion of the instruction, Xn holds 0.

For CPYEN, option B, when PSTATE.C = 1:

- Xn holds the number of bytes remaining to be copied.
- If the copy is in the forward direction (PSTATE.N == 0), then:
 - Xs holds the lowest address to be copied from.
 - Xd holds the lowest address to be copied to.
 - On completion of the instruction:
 - Xn holds 0.
 - Xs holds the lowest address that has not been copied from.
 - Xd holds the lowest address that has not been copied to.
- If the copy is in the backward direction (PSTATE.N == 1), then:
 - Xs holds the highest address to be copied from.
 - Xd holds the highest address to be copied to.
 - On completion of the instruction:
 - Xn holds 0.
 - Xs holds the highest address that has not been copied from + 1.
 - Xd holds the highest address that has not been copied to + 1.

Integer

(FEAT_MOPS)

31	30	29	28	27	26	25	24	23	22	21	20	19	18	17	16	15	14	13	12	11	10	9	8	7	6	5	4	3	2	1	0
sz		0	1	1	1	0	1	op1		0	Rs					1	1	0	0	0	1	Rn					Rd				
o0										op2																					

Encoding for the Prologue variant

Applies when (op1 == 00)

CPYPN [<Xd>]!, [<Xs>]!, <Xn>!

Encoding for the Main variant

Applies when (op1 == 01)

CPYMN [<Xd>]!, [<Xs>]!, <Xn>!

Encoding for the Epilogue variant

Applies when (op1 == 10)

```
CPYEN [<Xd>]!, [<Xs>]!, <Xn>!
```

Decode for all variants of this encoding

```
if !IsFeatureImplemented(FEAT_MOPS) || sz != '00' then EndOfDecode(Decode_UNDEF);

CPYParams memcpy;
memcpy.d = UInt(Rd);
memcpy.s = UInt(Rs);
memcpy.n = UInt(Rn);
constant bits(4) options = op2;
constant boolean rnontemporal = options<3> == '1';
constant boolean wnontemporal = options<2> == '1';
case op1 of
  when '00' memcpy.stage = MOPSStage_Prologue;
  when '01' memcpy.stage = MOPSStage_Main;
  when '10' memcpy.stage = MOPSStage_Epilogue;
  otherwise SEE "Memory Copy and Memory Set";
```

For information about the CONSTRAINED UNPREDICTABLE behavior of this instruction, see [Architectural Constraints on UNPREDICTABLE behaviors](#), and particularly [Memory Copy and Memory Set CPY*](#) and [Crossing a page boundary with different memory types or Shareability attributes](#).

Assembler Symbols

<Xd>	For the "Prologue" variant: is the 64-bit name of the general-purpose register that holds the destination address and is updated by the instruction, encoded in the "Rd" field.
	For the "Epilogue" and "Main" variants: is the 64-bit name of the general-purpose register that holds an encoding of the destination address, encoded in the "Rd" field.
<Xs>	For the "Prologue" variant: is the 64-bit name of the general-purpose register that holds the source address and is updated by the instruction, encoded in the "Rs" field.
	For the "Epilogue" and "Main" variants: is the 64-bit name of the general-purpose register that holds an encoding of the source address, encoded in the "Rs" field.
<Xn>	For the "Prologue" variant: is the 64-bit name of the general-purpose register that holds the number of bytes to be transferred and is updated by the instruction to encode the remaining size and destination, encoded in the "Rn" field.
	For the "Main" variant: is the 64-bit name of the general-purpose register that holds an encoding of the number of bytes to be transferred, encoded in the "Rn" field.
	For the "Epilogue" variant: is the 64-bit name of the general-purpose register that holds an encoding of the number of bytes to be transferred and is set to zero on completion of the instruction, encoded in the "Rn" field.


```

CheckMOPSEnabled();

CheckCPYConstrainedUnpredictable(memcpy.n, memcpy.d, memcpy.s);

memcpy.nzcv      = PSTATE.<N,Z,C,V>;
memcpy.toaddress = X[memcpy.d, 64];
memcpy.fromaddress = X[memcpy.s, 64];

if memcpy.stage == MOPSTage Prologue then
    memcpy.cpy_size = UInt(X[memcpy.n, 64]);
else
    memcpy.cpy_size = SInt(X[memcpy.n, 64]);

memcpy.implements_option_a = CPYOptionA();

constant boolean rprivileged = (if options<1> == '1' then AArch64.IsUnprivAccessPriv()
                                else PSTATE.EL != EL0);
constant boolean wprivileged = (if options<0> == '1' then AArch64.IsUnprivAccessPriv()
                                else PSTATE.EL != EL0);

constant AccessDescriptor raccdesc = CreateAccDescMOPS(MemOp\_LOAD, rprivileged, rnontemporal);
constant AccessDescriptor waccdesc = CreateAccDescMOPS(MemOp\_STORE, wprivileged, wnontemporal);

if memcpy.stage == MOPSTage Prologue then
    if memcpy.cpy_size > ArchMaxMOPSCPYSize then
        memcpy.cpy_size = ArchMaxMOPSCPYSize;

    memcpy.forward = IsMemCpyForward(memcpy);

    if memcpy.implements_option_a then
        memcpy.nzcv = '0000';
        if memcpy.forward then
            // Copy in the forward direction offsets the arguments.
            memcpy.toaddress = memcpy.toaddress + memcpy.cpy_size;
            memcpy.fromaddress = memcpy.fromaddress + memcpy.cpy_size;
            memcpy.cpy_size = 0 - memcpy.cpy_size;
        else
            if !memcpy.forward then
                // Copy in the reverse direction offsets the arguments.
                memcpy.toaddress = memcpy.toaddress + memcpy.cpy_size;
                memcpy.fromaddress = memcpy.fromaddress + memcpy.cpy_size;
                memcpy.nzcv = '1010';
            else
                memcpy.nzcv = '0010';

memcpy.stagecpy_size = MemCpyStageSize(memcpy);

if memcpy.stage != MOPSTage Prologue then
    memcpy.forward = memcpy.cpy_size < 0 || (!memcpy.implements_option_a && memcpy.nzcv<3> == '0');
    CheckMemCpyParams(memcpy, options);

integer copied;
boolean iswrite;
AddressDescriptor memaddrdesc;
PhysMemRetStatus memstatus;
boolean fault = FALSE;
MOPSBlockSize B;

if memcpy.implements_option_a then
    while memcpy.stagecpy_size != 0 && !fault do
        // IMP DEF selection of the block size that is worked on. While many
        // implementations might make this constant, that is not assumed.
        B = CPYSizeChoice(memcpy);

        if memcpy.forward then
            assert B <= -1 * memcpy.stagecpy_size;
            (copied, iswrite, memaddrdesc, memstatus) = MemCpyBytes(
                memcpy.toaddress + memcpy.cpy_size,
                memcpy.fromaddress + memcpy.cpy_size,
                memcpy.forward, B,

```

```

        raccdesc, waccdesc);

    if copied != B then
        fault = TRUE;
    else
        memcpy.cpyssize = memcpy.cpyssize + B;
        memcpy.stagecpyssize = memcpy.stagecpyssize + B;

else
    assert B <= memcpy.stagecpyssize;
    memcpy.cpyssize = memcpy.cpyssize - B;
    memcpy.stagecpyssize = memcpy.stagecpyssize - B;

    (copied, iswrite, memaddrdesc, memstatus) = MemCpyBytes(
        memcpy.toaddress + memcpy.cpyssize,
        memcpy.fromaddress + memcpy.cpyssize,
        memcpy.forward, B, raccdesc,
        waccdesc);

    if copied != B then
        fault = TRUE;
        memcpy.cpyssize = memcpy.cpyssize + B;
        memcpy.stagecpyssize = memcpy.stagecpyssize + B;

else
    while memcpy.stagecpyssize > 0 && !fault do
        // IMP DEF selection of the block size that is worked on. While many
        // implementations might make this constant, that is not assumed.
        B = CPYSizeChoice(memcpy);
        assert B <= memcpy.stagecpyssize;

        if memcpy.forward then
            (copied, iswrite, memaddrdesc, memstatus) = MemCpyBytes(memcpy.toaddress,
                memcpy.fromaddress,
                memcpy.forward, B,
                raccdesc, waccdesc);

            if copied != B then
                fault = TRUE;
            else
                memcpy.fromaddress = memcpy.fromaddress + B;
                memcpy.toaddress = memcpy.toaddress + B;

        else
            (copied, iswrite, memaddrdesc, memstatus) = MemCpyBytes(memcpy.toaddress - B,
                memcpy.fromaddress - B,
                memcpy.forward, B,
                raccdesc, waccdesc);

            if copied != B then
                fault = TRUE;
            else
                memcpy.fromaddress = memcpy.fromaddress - B;
                memcpy.toaddress = memcpy.toaddress - B;

        if !fault then
            memcpy.cpyssize = memcpy.cpyssize - B;
            memcpy.stagecpyssize = memcpy.stagecpyssize - B;

UpdateCpyRegisters(memcpy, fault, copied);

if fault then
    if IsFault(memaddrdesc) then
        AArch64.Abort(memaddrdesc.fault);
    else
        constant AccessDescriptor accdesc = if iswrite then waccdesc else raccdesc;
        HandleExternalAbort(memstatus, iswrite, memaddrdesc, B, accdesc);

if memcpy.stage == MOPSSStage\_Prologue then
    PSTATE.<N,Z,C,V> = memcpy.nzcv;

```

CPYPRN, CPYMRN, CPYERN

Memory copy, reads non-temporal

These instructions copy a requested number of bytes in memory from a source address to a destination address. The prologue, main, and epilogue instructions are expected to be run in succession and to appear consecutively in memory: CPYPRN, then CPYMRN, and then CPYERN.

CPYPRN performs some preconditioning of the arguments suitable for using the CPYMRN instruction, and copies an IMPLEMENTATION DEFINED portion of the requested number of bytes. CPYMRN copies a further IMPLEMENTATION DEFINED portion of the remaining bytes. CPYERN copies any final remaining bytes.

Note

The ability to copy an IMPLEMENTATION DEFINED number of bytes allows an implementation to optimize how the bytes being copied are divided between the different instructions.

For more information on exceptions specific to memory copy instructions, see [Memory Copy and Memory Set exceptions](#).

The architecture supports two algorithms for the memory copy: option A and option B. Which algorithm is used is IMPLEMENTATION DEFINED.

Note

Portable software should not assume that the choice of algorithm is constant.

For CPYPRN:

- If $X_n < 63:55 > \neq 000000000$, the copy size X_n is saturated to $0x007FFFFFFFFFFFFFFF$.
- After saturation is performed, the direction of the memory copy is based on the following:
 - If $(X_s > X_d)$ and $(X_d + \text{saturated copy size}) > X_s$, then the direction is forward.
 - If $(X_s < X_d)$ and $(X_s + \text{saturated copy size}) > X_d$, then the direction is backward.
 - Otherwise, the direction is an IMPLEMENTATION DEFINED choice between forward and backward.

On completion of CPYPRN, option A:

- $PSTATE.\{N,Z,C,V\}$ are set to $\{0,0,0,0\}$.
- If the copy is in the forward direction, then:
 - X_n holds -1 times the number of bytes in the saturated copy size remaining to be copied.
 - X_s holds the original $X_s + \text{saturated copy size}$.
 - X_d holds the original $X_d + \text{saturated copy size}$.
- If the copy is in the backward direction, then:
 - X_n holds the number of bytes in the saturated copy size remaining to be copied.
 - X_s and X_d are unchanged.

On completion of CPYPRN, option B:

- If the copy is in the forward direction, then:
 - X_n holds the number of bytes in the saturated copy size remaining to be copied.
 - X_s holds the lowest address that has not been copied from.
 - X_d holds the lowest address that has not been copied to.
 - $PSTATE.\{N,Z,C,V\}$ are set to $\{0,0,1,0\}$.
- If the copy is in the backward direction, then:
 - X_n holds the number of bytes in the saturated copy size remaining to be copied.
 - X_s holds the highest address that has not been copied from + 1.
 - X_d holds the highest address that has not been copied to + 1.
 - $PSTATE.\{N,Z,C,V\}$ are set to $\{1,0,1,0\}$.

For CPYMRN, option A, when $PSTATE.C = 0$:

- X_n holds a signed 64-bit integer.
- If the copy is in the forward direction (X_n holds a negative number), then:
 - X_n holds -1 times the number of bytes remaining to be copied.
 - X_s holds the lowest address to be copied from - X_n .
 - X_d holds the lowest address to be copied to - X_n .
 - On completion of the instruction, X_n holds -1 times the number of bytes remaining to be copied.
- If the copy is in the backward direction (X_n holds a positive number), then:
 - X_n holds the number of bytes remaining to be copied.
 - X_s holds the highest address to be copied from + 1 - X_n .
 - X_d holds the highest address to be copied to + 1 - X_n .
 - On completion of the instruction, X_n holds the number of bytes remaining to be copied.

For CPYMRN, option B, when $PSTATE.C = 1$:

- X_n holds the number of bytes remaining to be copied.
- If the copy is in the forward direction ($PSTATE.N == 0$), then:

- Xs holds the lowest address to be copied from.
- Xd holds the lowest address to be copied to.
- On completion of the instruction:
 - Xn holds the number of bytes remaining to be copied.
 - Xs holds the lowest address that has not been copied from.
 - Xd holds the lowest address that has not been copied to.
- If the copy is in the backward direction (PSTATE.N == 1), then:
 - Xs holds the highest address to be copied from + 1.
 - Xd holds the highest address to be copied to + 1.
 - On completion of the instruction:
 - Xn holds the number of bytes remaining to be copied.
 - Xs holds the highest address that has not been copied from + 1.
 - Xd holds the highest address that has not been copied to + 1.

For CPYERN, option A, when PSTATE.C = 0:

- Xn holds a signed 64-bit integer.
- If the copy is in the forward direction (Xn holds a negative number), then:
 - Xn holds -1 times the number of bytes remaining to be copied.
 - Xs holds the lowest address to be copied from - Xn.
 - Xd holds the lowest address to be copied to - Xn.
 - On completion of the instruction, Xn holds 0.
- If the copy is in the backward direction (Xn holds a positive number), then:
 - Xn holds the number of bytes remaining to be copied.
 - Xs holds the highest address to be copied from + 1 - Xn.
 - Xd holds the highest address to be copied to + 1 - Xn.
 - On completion of the instruction, Xn holds 0.

For CPYERN, option B, when PSTATE.C = 1:

- Xn holds the number of bytes remaining to be copied.
- If the copy is in the forward direction (PSTATE.N == 0), then:
 - Xs holds the lowest address to be copied from.
 - Xd holds the lowest address to be copied to.
 - On completion of the instruction:
 - Xn holds 0.
 - Xs holds the lowest address that has not been copied from.
 - Xd holds the lowest address that has not been copied to.
- If the copy is in the backward direction (PSTATE.N == 1), then:
 - Xs holds the highest address to be copied from.
 - Xd holds the highest address to be copied to.
 - On completion of the instruction:
 - Xn holds 0.
 - Xs holds the highest address that has not been copied from + 1.
 - Xd holds the highest address that has not been copied to + 1.

Integer

(FEAT_MOPS)

31	30	29	28	27	26	25	24	23	22	21	20	19	18	17	16	15	14	13	12	11	10	9	8	7	6	5	4	3	2	1	0
sz		0	1	1	1	0	1	op1		0	Rs					1	0	0	0	0	1	Rn					Rd				
o0										op2																					

Encoding for the Prologue variant

Applies when (op1 == 00)

CPYPRN [<Xd>]!, [<Xs>]!, <Xn>!

Encoding for the Main variant

Applies when (op1 == 01)

CPYMRN [<Xd>]!, [<Xs>]!, <Xn>!

Encoding for the Epilogue variant

Applies when (op1 == 10)

CPYERN [<Xd>]!, [<Xs>]!, <Xn>!

Decode for all variants of this encoding

```
if !IsFeatureImplemented(FEAT_MOPS) || sz != '00' then EndOfDecode(Decode_UNDEF);

CPYParams memcpy;
memcpy.d = UInt(Rd);
memcpy.s = UInt(Rs);
memcpy.n = UInt(Rn);
constant bits(4) options = op2;
constant boolean rnontemporal = options<3> == '1';
constant boolean wnontemporal = options<2> == '1';
case op1 of
  when '00' memcpy.stage = MOPSStage_Prologue;
  when '01' memcpy.stage = MOPSStage_Main;
  when '10' memcpy.stage = MOPSStage_Epilogue;
  otherwise SEE "Memory Copy and Memory Set";
```

For information about the CONSTRAINED UNPREDICTABLE behavior of this instruction, see [Architectural Constraints on UNPREDICTABLE behaviors](#), and particularly [Memory Copy and Memory Set CPY*](#) and [Crossing a page boundary with different memory types or Shareability attributes](#).

Assembler Symbols

<Xd>	For the "Prologue" variant: is the 64-bit name of the general-purpose register that holds the destination address and is updated by the instruction, encoded in the "Rd" field.
	For the "Epilogue" and "Main" variants: is the 64-bit name of the general-purpose register that holds an encoding of the destination address, encoded in the "Rd" field.
<Xs>	For the "Prologue" variant: is the 64-bit name of the general-purpose register that holds the source address and is updated by the instruction, encoded in the "Rs" field.
	For the "Epilogue" and "Main" variants: is the 64-bit name of the general-purpose register that holds an encoding of the source address, encoded in the "Rs" field.
<Xn>	For the "Prologue" variant: is the 64-bit name of the general-purpose register that holds the number of bytes to be transferred and is updated by the instruction to encode the remaining size and destination, encoded in the "Rn" field.
	For the "Main" variant: is the 64-bit name of the general-purpose register that holds an encoding of the number of bytes to be transferred, encoded in the "Rn" field.
	For the "Epilogue" variant: is the 64-bit name of the general-purpose register that holds an encoding of the number of bytes to be transferred and is set to zero on completion of the instruction, encoded in the "Rn" field.


```

CheckMOPSEnabled();

CheckCPYConstrainedUnpredictable(memcpy.n, memcpy.d, memcpy.s);

memcpy.nzcv      = PSTATE.<N,Z,C,V>;
memcpy.toaddress = X[memcpy.d, 64];
memcpy.fromaddress = X[memcpy.s, 64];

if memcpy.stage == MOPSTage Prologue then
    memcpy.cpy_size = UInt(X[memcpy.n, 64]);
else
    memcpy.cpy_size = SInt(X[memcpy.n, 64]);

memcpy.implements_option_a = CPYOptionA();

constant boolean rprivileged = (if options<1> == '1' then AArch64.IsUnprivAccessPriv()
                                else PSTATE.EL != EL0);
constant boolean wprivileged = (if options<0> == '1' then AArch64.IsUnprivAccessPriv()
                                else PSTATE.EL != EL0);

constant AccessDescriptor raccdesc = CreateAccDescMOPS(MemOp\_LOAD, rprivileged, rnontemporal);
constant AccessDescriptor waccdesc = CreateAccDescMOPS(MemOp\_STORE, wprivileged, wnontemporal);

if memcpy.stage == MOPSTage Prologue then
    if memcpy.cpy_size > ArchMaxMOPSCPYSize then
        memcpy.cpy_size = ArchMaxMOPSCPYSize;

    memcpy.forward = IsMemCpyForward(memcpy);

    if memcpy.implements_option_a then
        memcpy.nzcv = '0000';
        if memcpy.forward then
            // Copy in the forward direction offsets the arguments.
            memcpy.toaddress = memcpy.toaddress + memcpy.cpy_size;
            memcpy.fromaddress = memcpy.fromaddress + memcpy.cpy_size;
            memcpy.cpy_size = 0 - memcpy.cpy_size;
        else
            if !memcpy.forward then
                // Copy in the reverse direction offsets the arguments.
                memcpy.toaddress = memcpy.toaddress + memcpy.cpy_size;
                memcpy.fromaddress = memcpy.fromaddress + memcpy.cpy_size;
                memcpy.nzcv = '1010';
            else
                memcpy.nzcv = '0010';

memcpy.stagecpy_size = MemCpyStageSize(memcpy);

if memcpy.stage != MOPSTage Prologue then
    memcpy.forward = memcpy.cpy_size < 0 || (!memcpy.implements_option_a && memcpy.nzcv<3> == '0');
    CheckMemCpyParams(memcpy, options);

integer copied;
boolean iswrite;
AddressDescriptor memaddrdesc;
PhysMemRetStatus memstatus;
boolean fault = FALSE;
MOPSBlockSize B;

if memcpy.implements_option_a then
    while memcpy.stagecpy_size != 0 && !fault do
        // IMP DEF selection of the block size that is worked on. While many
        // implementations might make this constant, that is not assumed.
        B = CPYSizeChoice(memcpy);

        if memcpy.forward then
            assert B <= -1 * memcpy.stagecpy_size;
            (copied, iswrite, memaddrdesc, memstatus) = MemCpyBytes(
                memcpy.toaddress + memcpy.cpy_size,
                memcpy.fromaddress + memcpy.cpy_size,
                memcpy.forward, B,

```



```

        raccdesc, waccdesc);

    if copied != B then
        fault = TRUE;
    else
        memcpy.cpyssize = memcpy.cpyssize + B;
        memcpy.stagecpyssize = memcpy.stagecpyssize + B;

else
    assert B <= memcpy.stagecpyssize;
    memcpy.cpyssize = memcpy.cpyssize - B;
    memcpy.stagecpyssize = memcpy.stagecpyssize - B;

    (copied, iswrite, memaddrdesc, memstatus) = MemCpyBytes(
        memcpy.toaddress + memcpy.cpyssize,
        memcpy.fromaddress + memcpy.cpyssize,
        memcpy.forward, B, raccdesc,
        waccdesc);

    if copied != B then
        fault = TRUE;
        memcpy.cpyssize = memcpy.cpyssize + B;
        memcpy.stagecpyssize = memcpy.stagecpyssize + B;

else
    while memcpy.stagecpyssize > 0 && !fault do
        // IMP DEF selection of the block size that is worked on. While many
        // implementations might make this constant, that is not assumed.
        B = CPYSizeChoice(memcpy);
        assert B <= memcpy.stagecpyssize;

        if memcpy.forward then
            (copied, iswrite, memaddrdesc, memstatus) = MemCpyBytes(memcpy.toaddress,
                memcpy.fromaddress,
                memcpy.forward, B,
                raccdesc, waccdesc);

            if copied != B then
                fault = TRUE;
            else
                memcpy.fromaddress = memcpy.fromaddress + B;
                memcpy.toaddress = memcpy.toaddress + B;

        else
            (copied, iswrite, memaddrdesc, memstatus) = MemCpyBytes(memcpy.toaddress - B,
                memcpy.fromaddress - B,
                memcpy.forward, B,
                raccdesc, waccdesc);

            if copied != B then
                fault = TRUE;
            else
                memcpy.fromaddress = memcpy.fromaddress - B;
                memcpy.toaddress = memcpy.toaddress - B;

        if !fault then
            memcpy.cpyssize = memcpy.cpyssize - B;
            memcpy.stagecpyssize = memcpy.stagecpyssize - B;

UpdateCpyRegisters(memcpy, fault, copied);

if fault then
    if IsFault(memaddrdesc) then
        AArch64.Abort(memaddrdesc.fault);
    else
        constant AccessDescriptor accdesc = if iswrite then waccdesc else raccdesc;
        HandleExternalAbort(memstatus, iswrite, memaddrdesc, B, accdesc);

if memcpy.stage == MOPSStage\_Prologue then
    PSTATE.<N,Z,C,V> = memcpy.nzcv;

```

CPYPRT, CPYMRT, CPYERT

Memory copy, reads unprivileged

These instructions copy a requested number of bytes in memory from a source address to a destination address. The prologue, main, and epilogue instructions are expected to be run in succession and to appear consecutively in memory: CPYPRT, then CPYMRT, and then CPYERT.

CPYPRT performs some preconditioning of the arguments suitable for using the CPYMRT instruction, and copies an IMPLEMENTATION DEFINED portion of the requested number of bytes. CPYMRT copies a further IMPLEMENTATION DEFINED portion of the remaining bytes. CPYERT copies any final remaining bytes.

Note

The ability to copy an IMPLEMENTATION DEFINED number of bytes allows an implementation to optimize how the bytes being copied are divided between the different instructions.

For more information on exceptions specific to memory copy instructions, see [Memory Copy and Memory Set exceptions](#).

The architecture supports two algorithms for the memory copy: option A and option B. Which algorithm is used is IMPLEMENTATION DEFINED.

Note

Portable software should not assume that the choice of algorithm is constant.

For CPYPRT:

- If $X_n < 63:55 > \neq 000000000$, the copy size X_n is saturated to $0x007FFFFFFFFFFFFFFF$.
- After saturation is performed, the direction of the memory copy is based on the following:
 - If $(X_s > X_d)$ and $(X_d + \text{saturated copy size}) > X_s$, then the direction is forward.
 - If $(X_s < X_d)$ and $(X_s + \text{saturated copy size}) > X_d$, then the direction is backward.
 - Otherwise, the direction is an IMPLEMENTATION DEFINED choice between forward and backward.

On completion of CPYPRT, option A:

- $PSTATE.\{N,Z,C,V\}$ are set to $\{0,0,0,0\}$.
- If the copy is in the forward direction, then:
 - X_n holds -1 times the number of bytes in the saturated copy size remaining to be copied.
 - X_s holds the original $X_s + \text{saturated copy size}$.
 - X_d holds the original $X_d + \text{saturated copy size}$.
- If the copy is in the backward direction, then:
 - X_n holds the number of bytes in the saturated copy size remaining to be copied.
 - X_s and X_d are unchanged.

On completion of CPYPRT, option B:

- If the copy is in the forward direction, then:
 - X_n holds the number of bytes in the saturated copy size remaining to be copied.
 - X_s holds the lowest address that has not been copied from.
 - X_d holds the lowest address that has not been copied to.
 - $PSTATE.\{N,Z,C,V\}$ are set to $\{0,0,1,0\}$.
- If the copy is in the backward direction, then:
 - X_n holds the number of bytes in the saturated copy size remaining to be copied.
 - X_s holds the highest address that has not been copied from + 1.
 - X_d holds the highest address that has not been copied to + 1.
 - $PSTATE.\{N,Z,C,V\}$ are set to $\{1,0,1,0\}$.

For CPYMRT, option A, when $PSTATE.C = 0$:

- X_n holds a signed 64-bit integer.
- If the copy is in the forward direction (X_n holds a negative number), then:
 - X_n holds -1 times the number of bytes remaining to be copied.
 - X_s holds the lowest address to be copied from - X_n .
 - X_d holds the lowest address to be copied to - X_n .
 - On completion of the instruction, X_n holds -1 times the number of bytes remaining to be copied.
- If the copy is in the backward direction (X_n holds a positive number), then:
 - X_n holds the number of bytes remaining to be copied.
 - X_s holds the highest address to be copied from + 1 - X_n .
 - X_d holds the highest address to be copied to + 1 - X_n .
 - On completion of the instruction, X_n holds the number of bytes remaining to be copied.

For CPYMRT, option B, when $PSTATE.C = 1$:

- X_n holds the number of bytes remaining to be copied.
- If the copy is in the forward direction ($PSTATE.N == 0$), then:

- Xs holds the lowest address to be copied from.
- Xd holds the lowest address to be copied to.
- On completion of the instruction:
 - Xn holds the number of bytes remaining to be copied.
 - Xs holds the lowest address that has not been copied from.
 - Xd holds the lowest address that has not been copied to.
- If the copy is in the backward direction (PSTATE.N == 1), then:
 - Xs holds the highest address to be copied from + 1.
 - Xd holds the highest address to be copied to + 1.
 - On completion of the instruction:
 - Xn holds the number of bytes remaining to be copied.
 - Xs holds the highest address that has not been copied from + 1.
 - Xd holds the highest address that has not been copied to + 1.

For CPYERT, option A, when PSTATE.C = 0:

- Xn holds a signed 64-bit integer.
- If the copy is in the forward direction (Xn holds a negative number), then:
 - Xn holds -1 times the number of bytes remaining to be copied.
 - Xs holds the lowest address to be copied from - Xn.
 - Xd holds the lowest address to be copied to - Xn.
 - On completion of the instruction, Xn holds 0.
- If the copy is in the backward direction (Xn holds a positive number), then:
 - Xn holds the number of bytes remaining to be copied.
 - Xs holds the highest address to be copied from + 1 - Xn.
 - Xd holds the highest address to be copied to + 1 - Xn.
 - On completion of the instruction, Xn holds 0.

For CPYERT, option B, when PSTATE.C = 1:

- Xn holds the number of bytes remaining to be copied.
- If the copy is in the forward direction (PSTATE.N == 0), then:
 - Xs holds the lowest address to be copied from.
 - Xd holds the lowest address to be copied to.
 - On completion of the instruction:
 - Xn holds 0.
 - Xs holds the lowest address that has not been copied from.
 - Xd holds the lowest address that has not been copied to.
- If the copy is in the backward direction (PSTATE.N == 1), then:
 - Xs holds the highest address to be copied from.
 - Xd holds the highest address to be copied to.
 - On completion of the instruction:
 - Xn holds 0.
 - Xs holds the highest address that has not been copied from + 1.
 - Xd holds the highest address that has not been copied to + 1.

Explicit Memory Read effects produced by the instruction behave as if the instruction was executed at EL0 if the *Effective value* of PSTATE.UAO is 0 and either:

- The instruction is executed at EL1.
- The instruction is executed at EL2 when the *Effective value* of HCR_EL2.{E2H, TGE} is {1, 1}.

Otherwise, the Explicit Memory Read effects operate with the restrictions determined by the Exception level at which the instruction is executed.

Integer

(FEAT_MOPS)

31	30	29	28	27	26	25	24	23	22	21	20	19	18	17	16	15	14	13	12	11	10	9	8	7	6	5	4	3	2	1	0
sz	0	1	1	1	0	1		op1	0				Rs			0	0	1	0	0	1			Rn					Rd		
o0								op2																							

Encoding for the Prologue variant

Applies when (op1 == 00)

```
CPYPRT [<Xd>]!, [<Xs>]!, <Xn>!
```

Encoding for the Main variant

Applies when (op1 == 01)

```
CPYMRT [<Xd>]!, [<Xs>]!, <Xn>!
```

Encoding for the Epilogue variant

Applies when (op1 == 10)

```
CPYERT [<Xd>]!, [<Xs>]!, <Xn>!
```

Decode for all variants of this encoding

```
if !IsFeatureImplemented(FEAT_MOPS) || sz != '00' then EndOfDecode(Decode\_UNDEF);  
CPYParams memcpy;  
memcpy.d = UInt(Rd);  
memcpy.s = UInt(Rs);  
memcpy.n = UInt(Rn);  
constant bits(4) options = op2;  
constant boolean rnontemporal = options<3> == '1';  
constant boolean wnontemporal = options<2> == '1';  
case op1 of  
  when '00' memcpy.stage = MOPSStage\_Prologue;  
  when '01' memcpy.stage = MOPSStage\_Main;  
  when '10' memcpy.stage = MOPSStage\_Epilogue;  
  otherwise SEE "Memory Copy and Memory Set";
```

For information about the CONSTRAINED UNPREDICTABLE behavior of this instruction, see [Architectural Constraints on UNPREDICTABLE behaviors](#), and particularly [Memory Copy and Memory Set CPY*](#) and [Crossing a page boundary with different memory types or Shareability attributes](#).

Assembler Symbols

<Xd>	<p>For the "Prologue" variant: is the 64-bit name of the general-purpose register that holds the destination address and is updated by the instruction, encoded in the "Rd" field.</p> <p>For the "Epilogue" and "Main" variants: is the 64-bit name of the general-purpose register that holds an encoding of the destination address, encoded in the "Rd" field.</p>
<Xs>	<p>For the "Prologue" variant: is the 64-bit name of the general-purpose register that holds the source address and is updated by the instruction, encoded in the "Rs" field.</p> <p>For the "Epilogue" and "Main" variants: is the 64-bit name of the general-purpose register that holds an encoding of the source address, encoded in the "Rs" field.</p>
<Xn>	<p>For the "Prologue" variant: is the 64-bit name of the general-purpose register that holds the number of bytes to be transferred and is updated by the instruction to encode the remaining size and destination, encoded in the "Rn" field.</p> <p>For the "Main" variant: is the 64-bit name of the general-purpose register that holds an encoding of the number of bytes to be transferred, encoded in the "Rn" field.</p> <p>For the "Epilogue" variant: is the 64-bit name of the general-purpose register that holds an encoding of the number of bytes to be transferred and is set to zero on completion of the instruction, encoded in the "Rn" field.</p>


```

CheckMOPSEnabled();

CheckCPYConstrainedUnpredictable(memcpy.n, memcpy.d, memcpy.s);

memcpy.nzcv      = PSTATE.<N,Z,C,V>;
memcpy.toaddress = X[memcpy.d, 64];
memcpy.fromaddress = X[memcpy.s, 64];

if memcpy.stage == MOPSTage Prologue then
    memcpy.cpy_size = UInt(X[memcpy.n, 64]);
else
    memcpy.cpy_size = SInt(X[memcpy.n, 64]);

memcpy.implements_option_a = CPYOptionA();

constant boolean rprivileged = (if options<1> == '1' then AArch64.IsUnprivAccessPriv()
                                else PSTATE.EL != EL0);
constant boolean wprivileged = (if options<0> == '1' then AArch64.IsUnprivAccessPriv()
                                else PSTATE.EL != EL0);

constant AccessDescriptor raccdesc = CreateAccDescMOPS(MemOp\_LOAD, rprivileged, rnontemporal);
constant AccessDescriptor waccdesc = CreateAccDescMOPS(MemOp\_STORE, wprivileged, wnontemporal);

if memcpy.stage == MOPSTage Prologue then
    if memcpy.cpy_size > ArchMaxMOPSCPYSize then
        memcpy.cpy_size = ArchMaxMOPSCPYSize;

    memcpy.forward = IsMemCpyForward(memcpy);

    if memcpy.implements_option_a then
        memcpy.nzcv = '0000';
        if memcpy.forward then
            // Copy in the forward direction offsets the arguments.
            memcpy.toaddress = memcpy.toaddress + memcpy.cpy_size;
            memcpy.fromaddress = memcpy.fromaddress + memcpy.cpy_size;
            memcpy.cpy_size = 0 - memcpy.cpy_size;
        else
            if !memcpy.forward then
                // Copy in the reverse direction offsets the arguments.
                memcpy.toaddress = memcpy.toaddress + memcpy.cpy_size;
                memcpy.fromaddress = memcpy.fromaddress + memcpy.cpy_size;
                memcpy.nzcv = '1010';
            else
                memcpy.nzcv = '0010';

memcpy.stagecpy_size = MemCpyStageSize(memcpy);

if memcpy.stage != MOPSTage Prologue then
    memcpy.forward = memcpy.cpy_size < 0 || (!memcpy.implements_option_a && memcpy.nzcv<3> == '0');
    CheckMemCpyParams(memcpy, options);

integer copied;
boolean iswrite;
AddressDescriptor memaddrdesc;
PhysMemRetStatus memstatus;
boolean fault = FALSE;
MOPSBlockSize B;

if memcpy.implements_option_a then
    while memcpy.stagecpy_size != 0 && !fault do
        // IMP DEF selection of the block size that is worked on. While many
        // implementations might make this constant, that is not assumed.
        B = CPYSizeChoice(memcpy);

        if memcpy.forward then
            assert B <= -1 * memcpy.stagecpy_size;
            (copied, iswrite, memaddrdesc, memstatus) = MemCpyBytes(
                memcpy.toaddress + memcpy.cpy_size,
                memcpy.fromaddress + memcpy.cpy_size,
                memcpy.forward, B,

```

```

        raccdesc, waccdesc);

    if copied != B then
        fault = TRUE;
    else
        memcpy.cpyssize = memcpy.cpyssize + B;
        memcpy.stagecpyssize = memcpy.stagecpyssize + B;

else
    assert B <= memcpy.stagecpyssize;
    memcpy.cpyssize = memcpy.cpyssize - B;
    memcpy.stagecpyssize = memcpy.stagecpyssize - B;

    (copied, iswrite, memaddrdesc, memstatus) = MemCpyBytes(
        memcpy.toaddress + memcpy.cpyssize,
        memcpy.fromaddress + memcpy.cpyssize,
        memcpy.forward, B, raccdesc,
        waccdesc);

    if copied != B then
        fault = TRUE;
        memcpy.cpyssize = memcpy.cpyssize + B;
        memcpy.stagecpyssize = memcpy.stagecpyssize + B;

else
    while memcpy.stagecpyssize > 0 && !fault do
        // IMP DEF selection of the block size that is worked on. While many
        // implementations might make this constant, that is not assumed.
        B = CPYSizeChoice(memcpy);
        assert B <= memcpy.stagecpyssize;

        if memcpy.forward then
            (copied, iswrite, memaddrdesc, memstatus) = MemCpyBytes(memcpy.toaddress,
                memcpy.fromaddress,
                memcpy.forward, B,
                raccdesc, waccdesc);

            if copied != B then
                fault = TRUE;
            else
                memcpy.fromaddress = memcpy.fromaddress + B;
                memcpy.toaddress = memcpy.toaddress + B;

        else
            (copied, iswrite, memaddrdesc, memstatus) = MemCpyBytes(memcpy.toaddress - B,
                memcpy.fromaddress - B,
                memcpy.forward, B,
                raccdesc, waccdesc);

            if copied != B then
                fault = TRUE;
            else
                memcpy.fromaddress = memcpy.fromaddress - B;
                memcpy.toaddress = memcpy.toaddress - B;

        if !fault then
            memcpy.cpyssize = memcpy.cpyssize - B;
            memcpy.stagecpyssize = memcpy.stagecpyssize - B;

UpdateCpyRegisters(memcpy, fault, copied);

if fault then
    if IsFault(memaddrdesc) then
        AArch64.Abort(memaddrdesc.fault);
    else
        constant AccessDescriptor accdesc = if iswrite then waccdesc else raccdesc;
        HandleExternalAbort(memstatus, iswrite, memaddrdesc, B, accdesc);

if memcpy.stage == MOPSStage\_Prologue then
    PSTATE.<N,Z,C,V> = memcpy.nzcv;

```

CPYPRTN, CPYMRTN, CPYERTN

Memory copy, reads unprivileged, reads and writes non-temporal

These instructions copy a requested number of bytes in memory from a source address to a destination address. The prologue, main, and epilogue instructions are expected to be run in succession and to appear consecutively in memory: CPYPRTN, then CPYMRTN, and then CPYERTN.

CPYPRTN performs some preconditioning of the arguments suitable for using the CPYMRTN instruction, and copies an IMPLEMENTATION DEFINED portion of the requested number of bytes. CPYMRTN copies a further IMPLEMENTATION DEFINED portion of the remaining bytes. CPYERTN copies any final remaining bytes.

Note

The ability to copy an IMPLEMENTATION DEFINED number of bytes allows an implementation to optimize how the bytes being copied are divided between the different instructions.

For more information on exceptions specific to memory copy instructions, see [Memory Copy and Memory Set exceptions](#).

The architecture supports two algorithms for the memory copy: option A and option B. Which algorithm is used is IMPLEMENTATION DEFINED.

Note

Portable software should not assume that the choice of algorithm is constant.

For CPYPRTN:

- If $X_n < 63:55 > \neq 000000000$, the copy size X_n is saturated to $0x007FFFFFFFFFFFFFFF$.
- After saturation is performed, the direction of the memory copy is based on the following:
 - If $(X_s > X_d)$ and $(X_d + \text{saturated copy size}) > X_s$, then the direction is forward.
 - If $(X_s < X_d)$ and $(X_s + \text{saturated copy size}) > X_d$, then the direction is backward.
 - Otherwise, the direction is an IMPLEMENTATION DEFINED choice between forward and backward.

On completion of CPYPRTN, option A:

- $PSTATE.\{N,Z,C,V\}$ are set to $\{0,0,0,0\}$.
- If the copy is in the forward direction, then:
 - X_n holds -1 times the number of bytes in the saturated copy size remaining to be copied.
 - X_s holds the original $X_s + \text{saturated copy size}$.
 - X_d holds the original $X_d + \text{saturated copy size}$.
- If the copy is in the backward direction, then:
 - X_n holds the number of bytes in the saturated copy size remaining to be copied.
 - X_s and X_d are unchanged.

On completion of CPYPRTN, option B:

- If the copy is in the forward direction, then:
 - X_n holds the number of bytes in the saturated copy size remaining to be copied.
 - X_s holds the lowest address that has not been copied from.
 - X_d holds the lowest address that has not been copied to.
 - $PSTATE.\{N,Z,C,V\}$ are set to $\{0,0,1,0\}$.
- If the copy is in the backward direction, then:
 - X_n holds the number of bytes in the saturated copy size remaining to be copied.
 - X_s holds the highest address that has not been copied from + 1.
 - X_d holds the highest address that has not been copied to + 1.
 - $PSTATE.\{N,Z,C,V\}$ are set to $\{1,0,1,0\}$.

For CPYMRTN, option A, when $PSTATE.C = 0$:

- X_n holds a signed 64-bit integer.
- If the copy is in the forward direction (X_n holds a negative number), then:
 - X_n holds -1 times the number of bytes remaining to be copied.
 - X_s holds the lowest address to be copied from - X_n .
 - X_d holds the lowest address to be copied to - X_n .
 - On completion of the instruction, X_n holds -1 times the number of bytes remaining to be copied.
- If the copy is in the backward direction (X_n holds a positive number), then:
 - X_n holds the number of bytes remaining to be copied.
 - X_s holds the highest address to be copied from + 1 - X_n .
 - X_d holds the highest address to be copied to + 1 - X_n .
 - On completion of the instruction, X_n holds the number of bytes remaining to be copied.

For CPYMRTN, option B, when $PSTATE.C = 1$:

- X_n holds the number of bytes remaining to be copied.
- If the copy is in the forward direction ($PSTATE.N == 0$), then:

- Xs holds the lowest address to be copied from.
- Xd holds the lowest address to be copied to.
- On completion of the instruction:
 - Xn holds the number of bytes remaining to be copied.
 - Xs holds the lowest address that has not been copied from.
 - Xd holds the lowest address that has not been copied to.
- If the copy is in the backward direction (PSTATE.N == 1), then:
 - Xs holds the highest address to be copied from + 1.
 - Xd holds the highest address to be copied to + 1.
 - On completion of the instruction:
 - Xn holds the number of bytes remaining to be copied.
 - Xs holds the highest address that has not been copied from + 1.
 - Xd holds the highest address that has not been copied to + 1.

For CPYERTN, option A, when PSTATE.C = 0:

- Xn holds a signed 64-bit integer.
- If the copy is in the forward direction (Xn holds a negative number), then:
 - Xn holds -1 times the number of bytes remaining to be copied.
 - Xs holds the lowest address to be copied from - Xn.
 - Xd holds the lowest address to be copied to - Xn.
 - On completion of the instruction, Xn holds 0.
- If the copy is in the backward direction (Xn holds a positive number), then:
 - Xn holds the number of bytes remaining to be copied.
 - Xs holds the highest address to be copied from + 1 - Xn.
 - Xd holds the highest address to be copied to + 1 - Xn.
 - On completion of the instruction, Xn holds 0.

For CPYERTN, option B, when PSTATE.C = 1:

- Xn holds the number of bytes remaining to be copied.
- If the copy is in the forward direction (PSTATE.N == 0), then:
 - Xs holds the lowest address to be copied from.
 - Xd holds the lowest address to be copied to.
 - On completion of the instruction:
 - Xn holds 0.
 - Xs holds the lowest address that has not been copied from.
 - Xd holds the lowest address that has not been copied to.
- If the copy is in the backward direction (PSTATE.N == 1), then:
 - Xs holds the highest address to be copied from.
 - Xd holds the highest address to be copied to.
 - On completion of the instruction:
 - Xn holds 0.
 - Xs holds the highest address that has not been copied from + 1.
 - Xd holds the highest address that has not been copied to + 1.

Explicit Memory Read effects produced by the instruction behave as if the instruction was executed at EL0 if the *Effective value* of PSTATE.UAO is 0 and either:

- The instruction is executed at EL1.
- The instruction is executed at EL2 when the *Effective value* of HCR_EL2.{E2H, TGE} is {1, 1}.

Otherwise, the Explicit Memory Read effects operate with the restrictions determined by the Exception level at which the instruction is executed.

Integer

(FEAT_MOPS)

31	30	29	28	27	26	25	24	23	22	21	20	19	18	17	16	15	14	13	12	11	10	9	8	7	6	5	4	3	2	1	0
sz		0	1	1	1	0	1	op1		0	Rs					1	1	1	0	0	1	Rn					Rd				
o0										op2																					

Encoding for the Prologue variant

Applies when (op1 == 00)

```
CPYPRTN [<Xd>]!, [<Xs>]!, <Xn>!
```

Encoding for the Main variant

Applies when (op1 == 01)

```
CPYMRTN [<Xd>]!, [<Xs>]!, <Xn>!
```

Encoding for the Epilogue variant

Applies when (op1 == 10)

```
CPYERTN [<Xd>]!, [<Xs>]!, <Xn>!
```

Decode for all variants of this encoding

```
if !IsFeatureImplemented(FEAT_MOPS) || sz != '00' then EndOfDecode(Decode_UNDEF);  
  
CPYParams memcpy;  
memcpy.d = UInt(Rd);  
memcpy.s = UInt(Rs);  
memcpy.n = UInt(Rn);  
constant bits(4) options = op2;  
constant boolean rntemporal = options<3> == '1';  
constant boolean wntemporal = options<2> == '1';  
case op1 of  
  when '00' memcpy.stage = MOPSStage_Prologue;  
  when '01' memcpy.stage = MOPSStage_Main;  
  when '10' memcpy.stage = MOPSStage_Epilogue;  
  otherwise SEE "Memory Copy and Memory Set";
```

For information about the CONSTRAINED UNPREDICTABLE behavior of this instruction, see *Architectural Constraints on UNPREDICTABLE behaviors*, and particularly *Memory Copy and Memory Set CPY** and *Crossing a page boundary with different memory types or Shareability attributes*.

Assembler Symbols

- | | |
|-------------------|--|
| <Xd> | For the "Prologue" variant: is the 64-bit name of the general-purpose register that holds the destination address and is updated by the instruction, encoded in the "Rd" field.

For the "Epilogue" and "Main" variants: is the 64-bit name of the general-purpose register that holds an encoding of the destination address, encoded in the "Rd" field. |
| <Xs> | For the "Prologue" variant: is the 64-bit name of the general-purpose register that holds the source address and is updated by the instruction, encoded in the "Rs" field.

For the "Epilogue" and "Main" variants: is the 64-bit name of the general-purpose register that holds an encoding of the source address, encoded in the "Rs" field. |
| <Xn> | For the "Prologue" variant: is the 64-bit name of the general-purpose register that holds the number of bytes to be transferred and is updated by the instruction to encode the remaining size and destination, encoded in the "Rn" field.

For the "Main" variant: is the 64-bit name of the general-purpose register that holds an encoding of the number of bytes to be transferred, encoded in the "Rn" field.

For the "Epilogue" variant: is the 64-bit name of the general-purpose register that holds an encoding of the number of bytes to be transferred and is set to zero on completion of the instruction, encoded in the "Rn" field. |


```

CheckMOPSEnabled();

CheckCPYConstrainedUnpredictable(memcpy.n, memcpy.d, memcpy.s);

memcpy.nzcv      = PSTATE.<N,Z,C,V>;
memcpy.toaddress  = X[memcpy.d, 64];
memcpy.fromaddress = X[memcpy.s, 64];

if memcpy.stage == MOPSTage Prologue then
    memcpy.cpyssize = UInt(X[memcpy.n, 64]);
else
    memcpy.cpyssize = SInt(X[memcpy.n, 64]);

memcpy.implements_option_a = CPYOptionA();

constant boolean rprivileged = (if options<1> == '1' then AArch64.IsUnprivAccessPriv()
                                else PSTATE.EL != EL0);
constant boolean wprivileged = (if options<0> == '1' then AArch64.IsUnprivAccessPriv()
                                else PSTATE.EL != EL0);

constant AccessDescriptor raccdesc = CreateAccDescMOPS(MemOp\_LOAD, rprivileged, rnontemporal);
constant AccessDescriptor waccdesc = CreateAccDescMOPS(MemOp\_STORE, wprivileged, wnontemporal);

if memcpy.stage == MOPSTage Prologue then
    if memcpy.cpyssize > ArchMaxMOPSCPYSize then
        memcpy.cpyssize = ArchMaxMOPSCPYSize;

    memcpy.forward = IsMemCpyForward(memcpy);

    if memcpy.implements_option_a then
        memcpy.nzcv = '0000';
        if memcpy.forward then
            // Copy in the forward direction offsets the arguments.
            memcpy.toaddress  = memcpy.toaddress  + memcpy.cpyssize;
            memcpy.fromaddress = memcpy.fromaddress + memcpy.cpyssize;
            memcpy.cpyssize   = 0 - memcpy.cpyssize;
        else
            if !memcpy.forward then
                // Copy in the reverse direction offsets the arguments.
                memcpy.toaddress  = memcpy.toaddress  + memcpy.cpyssize;
                memcpy.fromaddress = memcpy.fromaddress + memcpy.cpyssize;
                memcpy.nzcv = '1010';
            else
                memcpy.nzcv = '0010';

memcpy.stagecpyssize = MemCpyStageSize(memcpy);

if memcpy.stage != MOPSTage Prologue then
    memcpy.forward = memcpy.cpyssize < 0 || (!memcpy.implements_option_a && memcpy.nzcv<3> == '0');
    CheckMemCpyParams(memcpy, options);

integer copied;
boolean iswrite;
AddressDescriptor memaddrdesc;
PhysMemRetStatus memstatus;
boolean fault = FALSE;
MOPSBlockSize B;

if memcpy.implements_option_a then
    while memcpy.stagecpyssize != 0 && !fault do
        // IMP DEF selection of the block size that is worked on. While many
        // implementations might make this constant, that is not assumed.
        B = CPYSizeChoice(memcpy);

        if memcpy.forward then
            assert B <= -1 * memcpy.stagecpyssize;
            (copied, iswrite, memaddrdesc, memstatus) = MemCpyBytes(
                memcpy.toaddress + memcpy.cpyssize,
                memcpy.fromaddress + memcpy.cpyssize,
                memcpy.forward, B,

```

```

        raccdesc, waccdesc);

    if copied != B then
        fault = TRUE;
    else
        memcpy.cpyssize = memcpy.cpyssize + B;
        memcpy.stagecpyssize = memcpy.stagecpyssize + B;

else
    assert B <= memcpy.stagecpyssize;
    memcpy.cpyssize = memcpy.cpyssize - B;
    memcpy.stagecpyssize = memcpy.stagecpyssize - B;

    (copied, iswrite, memaddrdesc, memstatus) = MemCpyBytes(
        memcpy.toaddress + memcpy.cpyssize,
        memcpy.fromaddress + memcpy.cpyssize,
        memcpy.forward, B, raccdesc,
        waccdesc);

    if copied != B then
        fault = TRUE;
        memcpy.cpyssize = memcpy.cpyssize + B;
        memcpy.stagecpyssize = memcpy.stagecpyssize + B;

else
    while memcpy.stagecpyssize > 0 && !fault do
        // IMP DEF selection of the block size that is worked on. While many
        // implementations might make this constant, that is not assumed.
        B = CPYSizeChoice(memcpy);
        assert B <= memcpy.stagecpyssize;

        if memcpy.forward then
            (copied, iswrite, memaddrdesc, memstatus) = MemCpyBytes(memcpy.toaddress,
                memcpy.fromaddress,
                memcpy.forward, B,
                raccdesc, waccdesc);

            if copied != B then
                fault = TRUE;
            else
                memcpy.fromaddress = memcpy.fromaddress + B;
                memcpy.toaddress = memcpy.toaddress + B;

        else
            (copied, iswrite, memaddrdesc, memstatus) = MemCpyBytes(memcpy.toaddress - B,
                memcpy.fromaddress - B,
                memcpy.forward, B,
                raccdesc, waccdesc);

            if copied != B then
                fault = TRUE;
            else
                memcpy.fromaddress = memcpy.fromaddress - B;
                memcpy.toaddress = memcpy.toaddress - B;

        if !fault then
            memcpy.cpyssize = memcpy.cpyssize - B;
            memcpy.stagecpyssize = memcpy.stagecpyssize - B;

UpdateCpyRegisters(memcpy, fault, copied);

if fault then
    if IsFault(memaddrdesc) then
        AArch64.Abort(memaddrdesc.fault);
    else
        constant AccessDescriptor accdesc = if iswrite then waccdesc else raccdesc;
        HandleExternalAbort(memstatus, iswrite, memaddrdesc, B, accdesc);

if memcpy.stage == MOPSSStage\_Prologue then
    PSTATE.<N,Z,C,V> = memcpy.nzcv;

```

CPYPRTRN, CPYMRTRN, CPYERTRN

Memory copy, reads unprivileged and non-temporal

These instructions copy a requested number of bytes in memory from a source address to a destination address. The prologue, main, and epilogue instructions are expected to be run in succession and to appear consecutively in memory: CPYPRTRN, then CPYMRTRN, and then CPYERTRN. CPYPRTRN performs some preconditioning of the arguments suitable for using the CPYMRTRN instruction, and copies an IMPLEMENTATION DEFINED portion of the requested number of bytes. CPYMRTRN copies a further IMPLEMENTATION DEFINED portion of the remaining bytes. CPYERTRN copies any final remaining bytes.

Note

The ability to copy an IMPLEMENTATION DEFINED number of bytes allows an implementation to optimize how the bytes being copied are divided between the different instructions.

For more information on exceptions specific to memory copy instructions, see [Memory Copy and Memory Set exceptions](#).

The architecture supports two algorithms for the memory copy: option A and option B. Which algorithm is used is IMPLEMENTATION DEFINED.

Note

Portable software should not assume that the choice of algorithm is constant.

For CPYPRTRN:

- If $X_n < 63:55 > \neq 00000000$, the copy size X_n is saturated to $0x007FFFFFFFFFFFFFFF$.
- After saturation is performed, the direction of the memory copy is based on the following:
 - If $(X_s > X_d)$ and $(X_d + \text{saturated copy size}) > X_s$, then the direction is forward.
 - If $(X_s < X_d)$ and $(X_s + \text{saturated copy size}) > X_d$, then the direction is backward.
 - Otherwise, the direction is an IMPLEMENTATION DEFINED choice between forward and backward.

On completion of CPYPRTRN, option A:

- PSTATE. $\{N,Z,C,V\}$ are set to $\{0,0,0,0\}$.
- If the copy is in the forward direction, then:
 - X_n holds -1 times the number of bytes in the saturated copy size remaining to be copied.
 - X_s holds the original $X_s + \text{saturated copy size}$.
 - X_d holds the original $X_d + \text{saturated copy size}$.
- If the copy is in the backward direction, then:
 - X_n holds the number of bytes in the saturated copy size remaining to be copied.
 - X_s and X_d are unchanged.

On completion of CPYPRTRN, option B:

- If the copy is in the forward direction, then:
 - X_n holds the number of bytes in the saturated copy size remaining to be copied.
 - X_s holds the lowest address that has not been copied from.
 - X_d holds the lowest address that has not been copied to.
 - PSTATE. $\{N,Z,C,V\}$ are set to $\{0,0,1,0\}$.
- If the copy is in the backward direction, then:
 - X_n holds the number of bytes in the saturated copy size remaining to be copied.
 - X_s holds the highest address that has not been copied from + 1.
 - X_d holds the highest address that has not been copied to + 1.
 - PSTATE. $\{N,Z,C,V\}$ are set to $\{1,0,1,0\}$.

For CPYMRTRN, option A, when PSTATE.C = 0:

- X_n holds a signed 64-bit integer.
- If the copy is in the forward direction (X_n holds a negative number), then:
 - X_n holds -1 times the number of bytes remaining to be copied.
 - X_s holds the lowest address to be copied from - X_n .
 - X_d holds the lowest address to be copied to - X_n .
 - On completion of the instruction, X_n holds -1 times the number of bytes remaining to be copied.
- If the copy is in the backward direction (X_n holds a positive number), then:
 - X_n holds the number of bytes remaining to be copied.
 - X_s holds the highest address to be copied from + 1 - X_n .
 - X_d holds the highest address to be copied to + 1 - X_n .
 - On completion of the instruction, X_n holds the number of bytes remaining to be copied.

For CPYMRTRN, option B, when PSTATE.C = 1:

- X_n holds the number of bytes remaining to be copied.
- If the copy is in the forward direction (PSTATE.N == 0), then:

- Xs holds the lowest address to be copied from.
- Xd holds the lowest address to be copied to.
- On completion of the instruction:
 - Xn holds the number of bytes remaining to be copied.
 - Xs holds the lowest address that has not been copied from.
 - Xd holds the lowest address that has not been copied to.
- If the copy is in the backward direction (PSTATE.N == 1), then:
 - Xs holds the highest address to be copied from + 1.
 - Xd holds the highest address to be copied to + 1.
 - On completion of the instruction:
 - Xn holds the number of bytes remaining to be copied.
 - Xs holds the highest address that has not been copied from + 1.
 - Xd holds the highest address that has not been copied to + 1.

For CPYERTRN, option A, when PSTATE.C = 0:

- Xn holds a signed 64-bit integer.
- If the copy is in the forward direction (Xn holds a negative number), then:
 - Xn holds -1 times the number of bytes remaining to be copied.
 - Xs holds the lowest address to be copied from - Xn.
 - Xd holds the lowest address to be copied to - Xn.
 - On completion of the instruction, Xn holds 0.
- If the copy is in the backward direction (Xn holds a positive number), then:
 - Xn holds the number of bytes remaining to be copied.
 - Xs holds the highest address to be copied from + 1 - Xn.
 - Xd holds the highest address to be copied to + 1 - Xn.
 - On completion of the instruction, Xn holds 0.

For CPYERTRN, option B, when PSTATE.C = 1:

- Xn holds the number of bytes remaining to be copied.
- If the copy is in the forward direction (PSTATE.N == 0), then:
 - Xs holds the lowest address to be copied from.
 - Xd holds the lowest address to be copied to.
 - On completion of the instruction:
 - Xn holds 0.
 - Xs holds the lowest address that has not been copied from.
 - Xd holds the lowest address that has not been copied to.
- If the copy is in the backward direction (PSTATE.N == 1), then:
 - Xs holds the highest address to be copied from.
 - Xd holds the highest address to be copied to.
 - On completion of the instruction:
 - Xn holds 0.
 - Xs holds the highest address that has not been copied from + 1.
 - Xd holds the highest address that has not been copied to + 1.

Explicit Memory Read effects produced by the instruction behave as if the instruction was executed at EL0 if the *Effective value* of PSTATE.UAO is 0 and either:

- The instruction is executed at EL1.
- The instruction is executed at EL2 when the *Effective value* of HCR_EL2.{E2H, TGE} is {1, 1}.

Otherwise, the Explicit Memory Read effects operate with the restrictions determined by the Exception level at which the instruction is executed.

Integer

(FEAT_MOPS)

31	30	29	28	27	26	25	24	23	22	21	20	19	18	17	16	15	14	13	12	11	10	9	8	7	6	5	4	3	2	1	0	
sz		0	1	1	1	0	1	op1		0	Rs					1	0	1	0	0		1	Rn					Rd				
o0										op2																						

Encoding for the Prologue variant

Applies when (op1 == 00)

```
CPYPRTN [<Xd>]!, [<Xs>]!, <Xn>!
```

Encoding for the Main variant

Applies when (op1 == 01)

```
CPYMRTRN [<Xd>]!, [<Xs>]!, <Xn>!
```

Encoding for the Epilogue variant

Applies when (op1 == 10)

```
CPYERTN [<Xd>]!, [<Xs>]!, <Xn>!
```

Decode for all variants of this encoding

```
if !IsFeatureImplemented(FEAT_MOPS) || sz != '00' then EndOfDecode(Decode_UNDEF);  
  
CPYParams memcpy;  
memcpy.d = UInt(Rd);  
memcpy.s = UInt(Rs);  
memcpy.n = UInt(Rn);  
constant bits(4) options = op2;  
constant boolean rntemporal = options<3> == '1';  
constant boolean wntemporal = options<2> == '1';  
case op1 of  
  when '00' memcpy.stage = MOPSStage_Prologue;  
  when '01' memcpy.stage = MOPSStage_Main;  
  when '10' memcpy.stage = MOPSStage_Epilogue;  
  otherwise SEE "Memory Copy and Memory Set";
```

For information about the CONSTRAINED UNPREDICTABLE behavior of this instruction, see *Architectural Constraints on UNPREDICTABLE behaviors*, and particularly *Memory Copy and Memory Set CPY** and *Crossing a page boundary with different memory types or Shareability attributes*.

Assembler Symbols

<Xd>	<p>For the "Prologue" variant: is the 64-bit name of the general-purpose register that holds the destination address and is updated by the instruction, encoded in the "Rd" field.</p> <p>For the "Epilogue" and "Main" variants: is the 64-bit name of the general-purpose register that holds an encoding of the destination address, encoded in the "Rd" field.</p>
<Xs>	<p>For the "Prologue" variant: is the 64-bit name of the general-purpose register that holds the source address and is updated by the instruction, encoded in the "Rs" field.</p> <p>For the "Epilogue" and "Main" variants: is the 64-bit name of the general-purpose register that holds an encoding of the source address, encoded in the "Rs" field.</p>
<Xn>	<p>For the "Prologue" variant: is the 64-bit name of the general-purpose register that holds the number of bytes to be transferred and is updated by the instruction to encode the remaining size and destination, encoded in the "Rn" field.</p> <p>For the "Main" variant: is the 64-bit name of the general-purpose register that holds an encoding of the number of bytes to be transferred, encoded in the "Rn" field.</p> <p>For the "Epilogue" variant: is the 64-bit name of the general-purpose register that holds an encoding of the number of bytes to be transferred and is set to zero on completion of the instruction, encoded in the "Rn" field.</p>


```

CheckMOPSEnabled();

CheckCPYConstrainedUnpredictable(memcpy.n, memcpy.d, memcpy.s);

memcpy.nzcv      = PSTATE.<N,Z,C,V>;
memcpy.toaddress = X[memcpy.d, 64];
memcpy.fromaddress = X[memcpy.s, 64];

if memcpy.stage == MOPSTage Prologue then
    memcpy.cpy_size = UInt(X[memcpy.n, 64]);
else
    memcpy.cpy_size = SInt(X[memcpy.n, 64]);

memcpy.implements_option_a = CPYOptionA();

constant boolean rprivileged = (if options<1> == '1' then AArch64.IsUnprivAccessPriv()
                                else PSTATE.EL != EL0);
constant boolean wprivileged = (if options<0> == '1' then AArch64.IsUnprivAccessPriv()
                                else PSTATE.EL != EL0);

constant AccessDescriptor raccdesc = CreateAccDescMOPS(MemOp\_LOAD, rprivileged, rnontemporal);
constant AccessDescriptor waccdesc = CreateAccDescMOPS(MemOp\_STORE, wprivileged, wnontemporal);

if memcpy.stage == MOPSTage Prologue then
    if memcpy.cpy_size > ArchMaxMOPSCPYSize then
        memcpy.cpy_size = ArchMaxMOPSCPYSize;

    memcpy.forward = IsMemCpyForward(memcpy);

    if memcpy.implements_option_a then
        memcpy.nzcv = '0000';
        if memcpy.forward then
            // Copy in the forward direction offsets the arguments.
            memcpy.toaddress = memcpy.toaddress + memcpy.cpy_size;
            memcpy.fromaddress = memcpy.fromaddress + memcpy.cpy_size;
            memcpy.cpy_size = 0 - memcpy.cpy_size;
        else
            if !memcpy.forward then
                // Copy in the reverse direction offsets the arguments.
                memcpy.toaddress = memcpy.toaddress + memcpy.cpy_size;
                memcpy.fromaddress = memcpy.fromaddress + memcpy.cpy_size;
                memcpy.nzcv = '1010';
            else
                memcpy.nzcv = '0010';

memcpy.stagecpy_size = MemCpyStageSize(memcpy);

if memcpy.stage != MOPSTage Prologue then
    memcpy.forward = memcpy.cpy_size < 0 || (!memcpy.implements_option_a && memcpy.nzcv<3> == '0');
    CheckMemCpyParams(memcpy, options);

integer copied;
boolean iswrite;
AddressDescriptor memaddrdesc;
PhysMemRetStatus memstatus;
boolean fault = FALSE;
MOPSBlockSize B;

if memcpy.implements_option_a then
    while memcpy.stagecpy_size != 0 && !fault do
        // IMP DEF selection of the block size that is worked on. While many
        // implementations might make this constant, that is not assumed.
        B = CPYSizeChoice(memcpy);

        if memcpy.forward then
            assert B <= -1 * memcpy.stagecpy_size;
            (copied, iswrite, memaddrdesc, memstatus) = MemCpyBytes(
                memcpy.toaddress + memcpy.cpy_size,
                memcpy.fromaddress + memcpy.cpy_size,
                memcpy.forward, B,

```

```

        raccdesc, waccdesc);

    if copied != B then
        fault = TRUE;
    else
        memcpy.cpyssize = memcpy.cpyssize + B;
        memcpy.stagecpyssize = memcpy.stagecpyssize + B;

else
    assert B <= memcpy.stagecpyssize;
    memcpy.cpyssize = memcpy.cpyssize - B;
    memcpy.stagecpyssize = memcpy.stagecpyssize - B;

    (copied, iswrite, memaddrdesc, memstatus) = MemCpyBytes(
        memcpy.toaddress + memcpy.cpyssize,
        memcpy.fromaddress + memcpy.cpyssize,
        memcpy.forward, B, raccdesc,
        waccdesc);

    if copied != B then
        fault = TRUE;
        memcpy.cpyssize = memcpy.cpyssize + B;
        memcpy.stagecpyssize = memcpy.stagecpyssize + B;

else
    while memcpy.stagecpyssize > 0 && !fault do
        // IMP DEF selection of the block size that is worked on. While many
        // implementations might make this constant, that is not assumed.
        B = CPYSizeChoice(memcpy);
        assert B <= memcpy.stagecpyssize;

        if memcpy.forward then
            (copied, iswrite, memaddrdesc, memstatus) = MemCpyBytes(memcpy.toaddress,
                memcpy.fromaddress,
                memcpy.forward, B,
                raccdesc, waccdesc);

            if copied != B then
                fault = TRUE;
            else
                memcpy.fromaddress = memcpy.fromaddress + B;
                memcpy.toaddress = memcpy.toaddress + B;

        else
            (copied, iswrite, memaddrdesc, memstatus) = MemCpyBytes(memcpy.toaddress - B,
                memcpy.fromaddress - B,
                memcpy.forward, B,
                raccdesc, waccdesc);

            if copied != B then
                fault = TRUE;
            else
                memcpy.fromaddress = memcpy.fromaddress - B;
                memcpy.toaddress = memcpy.toaddress - B;

        if !fault then
            memcpy.cpyssize = memcpy.cpyssize - B;
            memcpy.stagecpyssize = memcpy.stagecpyssize - B;

UpdateCpyRegisters(memcpy, fault, copied);

if fault then
    if IsFault(memaddrdesc) then
        AArch64.Abort(memaddrdesc.fault);
    else
        constant AccessDescriptor accdesc = if iswrite then waccdesc else raccdesc;
        HandleExternalAbort(memstatus, iswrite, memaddrdesc, B, accdesc);

if memcpy.stage == MOPSSStage\_Prologue then
    PSTATE.<N,Z,C,V> = memcpy.nzcv;

```

CPYPRTWN, CPYMRTWN, CPYERTWN

Memory copy, reads unprivileged, writes non-temporal

These instructions copy a requested number of bytes in memory from a source address to a destination address. The prologue, main, and epilogue instructions are expected to be run in succession and to appear consecutively in memory: CPYPRTWN, then CPYMRTWN, and then CPYERTWN. CPYPRTWN performs some preconditioning of the arguments suitable for using the CPYMRTWN instruction, and copies an IMPLEMENTATION DEFINED portion of the requested number of bytes. CPYMRTWN copies a further IMPLEMENTATION DEFINED portion of the remaining bytes. CPYERTWN copies any final remaining bytes.

Note

The ability to copy an IMPLEMENTATION DEFINED number of bytes allows an implementation to optimize how the bytes being copied are divided between the different instructions.

For more information on exceptions specific to memory copy instructions, see [Memory Copy and Memory Set exceptions](#).

The architecture supports two algorithms for the memory copy: option A and option B. Which algorithm is used is IMPLEMENTATION DEFINED.

Note

Portable software should not assume that the choice of algorithm is constant.

For CPYPRTWN:

- If $X_n < 63:55 > \neq 00000000$, the copy size X_n is saturated to $0x007FFFFFFFFFFFFFFF$.
- After saturation is performed, the direction of the memory copy is based on the following:
 - If $(X_s > X_d)$ and $(X_d + \text{saturated copy size}) > X_s$, then the direction is forward.
 - If $(X_s < X_d)$ and $(X_s + \text{saturated copy size}) > X_d$, then the direction is backward.
 - Otherwise, the direction is an IMPLEMENTATION DEFINED choice between forward and backward.

On completion of CPYPRTWN, option A:

- $PSTATE.\{N,Z,C,V\}$ are set to $\{0,0,0,0\}$.
- If the copy is in the forward direction, then:
 - X_n holds -1 times the number of bytes in the saturated copy size remaining to be copied.
 - X_s holds the original $X_s + \text{saturated copy size}$.
 - X_d holds the original $X_d + \text{saturated copy size}$.
- If the copy is in the backward direction, then:
 - X_n holds the number of bytes in the saturated copy size remaining to be copied.
 - X_s and X_d are unchanged.

On completion of CPYPRTWN, option B:

- If the copy is in the forward direction, then:
 - X_n holds the number of bytes in the saturated copy size remaining to be copied.
 - X_s holds the lowest address that has not been copied from.
 - X_d holds the lowest address that has not been copied to.
 - $PSTATE.\{N,Z,C,V\}$ are set to $\{0,0,1,0\}$.
- If the copy is in the backward direction, then:
 - X_n holds the number of bytes in the saturated copy size remaining to be copied.
 - X_s holds the highest address that has not been copied from + 1.
 - X_d holds the highest address that has not been copied to + 1.
 - $PSTATE.\{N,Z,C,V\}$ are set to $\{1,0,1,0\}$.

For CPYMRTWN, option A, when $PSTATE.C = 0$:

- X_n holds a signed 64-bit integer.
- If the copy is in the forward direction (X_n holds a negative number), then:
 - X_n holds -1 times the number of bytes remaining to be copied.
 - X_s holds the lowest address to be copied from - X_n .
 - X_d holds the lowest address to be copied to - X_n .
 - On completion of the instruction, X_n holds -1 times the number of bytes remaining to be copied.
- If the copy is in the backward direction (X_n holds a positive number), then:
 - X_n holds the number of bytes remaining to be copied.
 - X_s holds the highest address to be copied from + 1 - X_n .
 - X_d holds the highest address to be copied to + 1 - X_n .
 - On completion of the instruction, X_n holds the number of bytes remaining to be copied.

For CPYMRTWN, option B, when $PSTATE.C = 1$:

- X_n holds the number of bytes remaining to be copied.
- If the copy is in the forward direction ($PSTATE.N == 0$), then:

- Xs holds the lowest address to be copied from.
- Xd holds the lowest address to be copied to.
- On completion of the instruction:
 - Xn holds the number of bytes remaining to be copied.
 - Xs holds the lowest address that has not been copied from.
 - Xd holds the lowest address that has not been copied to.
- If the copy is in the backward direction (PSTATE.N == 1), then:
 - Xs holds the highest address to be copied from + 1.
 - Xd holds the highest address to be copied to + 1.
 - On completion of the instruction:
 - Xn holds the number of bytes remaining to be copied.
 - Xs holds the highest address that has not been copied from + 1.
 - Xd holds the highest address that has not been copied to + 1.

For CPYERTWN, option A, when PSTATE.C = 0:

- Xn holds a signed 64-bit integer.
- If the copy is in the forward direction (Xn holds a negative number), then:
 - Xn holds -1 times the number of bytes remaining to be copied.
 - Xs holds the lowest address to be copied from - Xn.
 - Xd holds the lowest address to be copied to - Xn.
 - On completion of the instruction, Xn holds 0.
- If the copy is in the backward direction (Xn holds a positive number), then:
 - Xn holds the number of bytes remaining to be copied.
 - Xs holds the highest address to be copied from + 1 - Xn.
 - Xd holds the highest address to be copied to + 1 - Xn.
 - On completion of the instruction, Xn holds 0.

For CPYERTWN, option B, when PSTATE.C = 1:

- Xn holds the number of bytes remaining to be copied.
- If the copy is in the forward direction (PSTATE.N == 0), then:
 - Xs holds the lowest address to be copied from.
 - Xd holds the lowest address to be copied to.
 - On completion of the instruction:
 - Xn holds 0.
 - Xs holds the lowest address that has not been copied from.
 - Xd holds the lowest address that has not been copied to.
- If the copy is in the backward direction (PSTATE.N == 1), then:
 - Xs holds the highest address to be copied from.
 - Xd holds the highest address to be copied to.
 - On completion of the instruction:
 - Xn holds 0.
 - Xs holds the highest address that has not been copied from + 1.
 - Xd holds the highest address that has not been copied to + 1.

Explicit Memory Read effects produced by the instruction behave as if the instruction was executed at EL0 if the *Effective value* of PSTATE.UAO is 0 and either:

- The instruction is executed at EL1.
- The instruction is executed at EL2 when the *Effective value* of HCR_EL2.{E2H, TGE} is {1, 1}.

Otherwise, the Explicit Memory Read effects operate with the restrictions determined by the Exception level at which the instruction is executed.

Integer

(FEAT_MOPS)

31	30	29	28	27	26	25	24	23	22	21	20	19	18	17	16	15	14	13	12	11	10	9	8	7	6	5	4	3	2	1	0
sz		0	1	1	1	0	1	op1		0	Rs					0	1	1	0	0	1	Rn					Rd				
o0										op2																					

Encoding for the Prologue variant

Applies when (op1 == 00)

```
CPYPRTWN [<Xd>]!, [<Xs>]!, <Xn>!
```

Encoding for the Main variant

Applies when (op1 == 01)

```
CPYMRTWN [<Xd>]!, [<Xs>]!, <Xn>!
```

Encoding for the Epilogue variant

Applies when (op1 == 10)

```
CPYERTWN [<Xd>]!, [<Xs>]!, <Xn>!
```

Decode for all variants of this encoding

```
if !IsFeatureImplemented(FEAT_MOPS) || sz != '00' then EndOfDecode(Decode_UNDEF);  
  
CPYParams memcpy;  
memcpy.d = UInt(Rd);  
memcpy.s = UInt(Rs);  
memcpy.n = UInt(Rn);  
constant bits(4) options = op2;  
constant boolean rnontemporal = options<3> == '1';  
constant boolean wnontemporal = options<2> == '1';  
case op1 of  
  when '00' memcpy.stage = MOPSStage_Prologue;  
  when '01' memcpy.stage = MOPSStage_Main;  
  when '10' memcpy.stage = MOPSStage_Epilogue;  
  otherwise SEE "Memory Copy and Memory Set";
```

For information about the CONSTRAINED UNPREDICTABLE behavior of this instruction, see [Architectural Constraints on UNPREDICTABLE behaviors](#), and particularly [Memory Copy and Memory Set CPY*](#) and [Crossing a page boundary with different memory types or Shareability attributes](#).

Assembler Symbols

<Xd>	<p>For the "Prologue" variant: is the 64-bit name of the general-purpose register that holds the destination address and is updated by the instruction, encoded in the "Rd" field.</p> <p>For the "Epilogue" and "Main" variants: is the 64-bit name of the general-purpose register that holds an encoding of the destination address, encoded in the "Rd" field.</p>
<Xs>	<p>For the "Prologue" variant: is the 64-bit name of the general-purpose register that holds the source address and is updated by the instruction, encoded in the "Rs" field.</p> <p>For the "Epilogue" and "Main" variants: is the 64-bit name of the general-purpose register that holds an encoding of the source address, encoded in the "Rs" field.</p>
<Xn>	<p>For the "Prologue" variant: is the 64-bit name of the general-purpose register that holds the number of bytes to be transferred and is updated by the instruction to encode the remaining size and destination, encoded in the "Rn" field.</p> <p>For the "Main" variant: is the 64-bit name of the general-purpose register that holds an encoding of the number of bytes to be transferred, encoded in the "Rn" field.</p> <p>For the "Epilogue" variant: is the 64-bit name of the general-purpose register that holds an encoding of the number of bytes to be transferred and is set to zero on completion of the instruction, encoded in the "Rn" field.</p>


```

CheckMOPSEnabled();

CheckCPYConstrainedUnpredictable(memcpy.n, memcpy.d, memcpy.s);

memcpy.nzcv      = PSTATE.<N,Z,C,V>;
memcpy.toaddress = X[memcpy.d, 64];
memcpy.fromaddress = X[memcpy.s, 64];

if memcpy.stage == MOPSTage Prologue then
    memcpy.cpy_size = UInt(X[memcpy.n, 64]);
else
    memcpy.cpy_size = SInt(X[memcpy.n, 64]);

memcpy.implements_option_a = CPYOptionA();

constant boolean rprivileged = (if options<1> == '1' then AArch64.IsUnprivAccessPriv()
                                else PSTATE.EL != EL0);
constant boolean wprivileged = (if options<0> == '1' then AArch64.IsUnprivAccessPriv()
                                else PSTATE.EL != EL0);

constant AccessDescriptor raccdesc = CreateAccDescMOPS(MemOp\_LOAD, rprivileged, rnontemporal);
constant AccessDescriptor waccdesc = CreateAccDescMOPS(MemOp\_STORE, wprivileged, wnontemporal);

if memcpy.stage == MOPSTage Prologue then
    if memcpy.cpy_size > ArchMaxMOPSCPYSize then
        memcpy.cpy_size = ArchMaxMOPSCPYSize;

    memcpy.forward = IsMemCpyForward(memcpy);

    if memcpy.implements_option_a then
        memcpy.nzcv = '0000';
        if memcpy.forward then
            // Copy in the forward direction offsets the arguments.
            memcpy.toaddress = memcpy.toaddress + memcpy.cpy_size;
            memcpy.fromaddress = memcpy.fromaddress + memcpy.cpy_size;
            memcpy.cpy_size = 0 - memcpy.cpy_size;
        else
            if !memcpy.forward then
                // Copy in the reverse direction offsets the arguments.
                memcpy.toaddress = memcpy.toaddress + memcpy.cpy_size;
                memcpy.fromaddress = memcpy.fromaddress + memcpy.cpy_size;
                memcpy.nzcv = '1010';
            else
                memcpy.nzcv = '0010';

memcpy.stagecpy_size = MemCpyStageSize(memcpy);

if memcpy.stage != MOPSTage Prologue then
    memcpy.forward = memcpy.cpy_size < 0 || (!memcpy.implements_option_a && memcpy.nzcv<3> == '0');
    CheckMemCpyParams(memcpy, options);

integer copied;
boolean iswrite;
AddressDescriptor memaddrdesc;
PhysMemRetStatus memstatus;
boolean fault = FALSE;
MOPSBlockSize B;

if memcpy.implements_option_a then
    while memcpy.stagecpy_size != 0 && !fault do
        // IMP DEF selection of the block size that is worked on. While many
        // implementations might make this constant, that is not assumed.
        B = CPYSizeChoice(memcpy);

        if memcpy.forward then
            assert B <= -1 * memcpy.stagecpy_size;
            (copied, iswrite, memaddrdesc, memstatus) = MemCpyBytes(
                memcpy.toaddress + memcpy.cpy_size,
                memcpy.fromaddress + memcpy.cpy_size,
                memcpy.forward, B,

```



```

        raccdesc, waccdesc);

    if copied != B then
        fault = TRUE;
    else
        memcpy.cpyssize = memcpy.cpyssize + B;
        memcpy.stagecpyssize = memcpy.stagecpyssize + B;

else
    assert B <= memcpy.stagecpyssize;
    memcpy.cpyssize = memcpy.cpyssize - B;
    memcpy.stagecpyssize = memcpy.stagecpyssize - B;

    (copied, iswrite, memaddrdesc, memstatus) = MemCpyBytes(
        memcpy.toaddress + memcpy.cpyssize,
        memcpy.fromaddress + memcpy.cpyssize,
        memcpy.forward, B, raccdesc,
        waccdesc);

    if copied != B then
        fault = TRUE;
        memcpy.cpyssize = memcpy.cpyssize + B;
        memcpy.stagecpyssize = memcpy.stagecpyssize + B;

else
    while memcpy.stagecpyssize > 0 && !fault do
        // IMP DEF selection of the block size that is worked on. While many
        // implementations might make this constant, that is not assumed.
        B = CPYSizeChoice(memcpy);
        assert B <= memcpy.stagecpyssize;

        if memcpy.forward then
            (copied, iswrite, memaddrdesc, memstatus) = MemCpyBytes(memcpy.toaddress,
                memcpy.fromaddress,
                memcpy.forward, B,
                raccdesc, waccdesc);

            if copied != B then
                fault = TRUE;
            else
                memcpy.fromaddress = memcpy.fromaddress + B;
                memcpy.toaddress = memcpy.toaddress + B;

        else
            (copied, iswrite, memaddrdesc, memstatus) = MemCpyBytes(memcpy.toaddress - B,
                memcpy.fromaddress - B,
                memcpy.forward, B,
                raccdesc, waccdesc);

            if copied != B then
                fault = TRUE;
            else
                memcpy.fromaddress = memcpy.fromaddress - B;
                memcpy.toaddress = memcpy.toaddress - B;

        if !fault then
            memcpy.cpyssize = memcpy.cpyssize - B;
            memcpy.stagecpyssize = memcpy.stagecpyssize - B;

UpdateCpyRegisters(memcpy, fault, copied);

if fault then
    if IsFault(memaddrdesc) then
        AArch64.Abort(memaddrdesc.fault);
    else
        constant AccessDescriptor accdesc = if iswrite then waccdesc else raccdesc;
        HandleExternalAbort(memstatus, iswrite, memaddrdesc, B, accdesc);

if memcpy.stage == MOPSTage\_Prologue then
    PSTATE.<N,Z,C,V> = memcpy.nzcv;

```

CPYPT, CPYMT, CPYET

Memory copy, reads and writes unprivileged

These instructions copy a requested number of bytes in memory from a source address to a destination address. The prologue, main, and epilogue instructions are expected to be run in succession and to appear consecutively in memory: CPYPT, then CPYMT, and then CPYET.

CPYPT performs some preconditioning of the arguments suitable for using the CPYMT instruction, and copies an IMPLEMENTATION DEFINED portion of the requested number of bytes. CPYMT copies a further IMPLEMENTATION DEFINED portion of the remaining bytes. CPYET copies any final remaining bytes.

Note

The ability to copy an IMPLEMENTATION DEFINED number of bytes allows an implementation to optimize how the bytes being copied are divided between the different instructions.

For more information on exceptions specific to memory copy instructions, see [Memory Copy and Memory Set exceptions](#).

The architecture supports two algorithms for the memory copy: option A and option B. Which algorithm is used is IMPLEMENTATION DEFINED.

Note

Portable software should not assume that the choice of algorithm is constant.

For CPYPT:

- If $X_n < 63:55 > \neq 000000000$, the copy size X_n is saturated to $0x007FFFFFFFFFFFFFFF$.
- After saturation is performed, the direction of the memory copy is based on the following:
 - If $(X_s > X_d)$ and $(X_d + \text{saturated copy size}) > X_s$, then the direction is forward.
 - If $(X_s < X_d)$ and $(X_s + \text{saturated copy size}) > X_d$, then the direction is backward.
 - Otherwise, the direction is an IMPLEMENTATION DEFINED choice between forward and backward.

On completion of CPYPT, option A:

- $PSTATE.\{N,Z,C,V\}$ are set to $\{0,0,0,0\}$.
- If the copy is in the forward direction, then:
 - X_n holds -1 times the number of bytes in the saturated copy size remaining to be copied.
 - X_s holds the original $X_s + \text{saturated copy size}$.
 - X_d holds the original $X_d + \text{saturated copy size}$.
- If the copy is in the backward direction, then:
 - X_n holds the number of bytes in the saturated copy size remaining to be copied.
 - X_s and X_d are unchanged.

On completion of CPYPT, option B:

- If the copy is in the forward direction, then:
 - X_n holds the number of bytes in the saturated copy size remaining to be copied.
 - X_s holds the lowest address that has not been copied from.
 - X_d holds the lowest address that has not been copied to.
 - $PSTATE.\{N,Z,C,V\}$ are set to $\{0,0,1,0\}$.
- If the copy is in the backward direction, then:
 - X_n holds the number of bytes in the saturated copy size remaining to be copied.
 - X_s holds the highest address that has not been copied from + 1.
 - X_d holds the highest address that has not been copied to + 1.
 - $PSTATE.\{N,Z,C,V\}$ are set to $\{1,0,1,0\}$.

For CPYMT, option A, when $PSTATE.C = 0$:

- X_n holds a signed 64-bit integer.
- If the copy is in the forward direction (X_n holds a negative number), then:
 - X_n holds -1 times the number of bytes remaining to be copied.
 - X_s holds the lowest address to be copied from - X_n .
 - X_d holds the lowest address to be copied to - X_n .
 - On completion of the instruction, X_n holds -1 times the number of bytes remaining to be copied.
- If the copy is in the backward direction (X_n holds a positive number), then:
 - X_n holds the number of bytes remaining to be copied.
 - X_s holds the highest address to be copied from + 1 - X_n .
 - X_d holds the highest address to be copied to + 1 - X_n .
 - On completion of the instruction, X_n holds the number of bytes remaining to be copied.

For CPYMT, option B, when $PSTATE.C = 1$:

- X_n holds the number of bytes remaining to be copied.
- If the copy is in the forward direction ($PSTATE.N == 0$), then:

- Xs holds the lowest address to be copied from.
- Xd holds the lowest address to be copied to.
- On completion of the instruction:
 - Xn holds the number of bytes remaining to be copied.
 - Xs holds the lowest address that has not been copied from.
 - Xd holds the lowest address that has not been copied to.
- If the copy is in the backward direction (PSTATE.N == 1), then:
 - Xs holds the highest address to be copied from + 1.
 - Xd holds the highest address to be copied to + 1.
 - On completion of the instruction:
 - Xn holds the number of bytes remaining to be copied.
 - Xs holds the highest address that has not been copied from + 1.
 - Xd holds the highest address that has not been copied to + 1.

For CPYET, option A, when PSTATE.C = 0:

- Xn holds a signed 64-bit integer.
- If the copy is in the forward direction (Xn holds a negative number), then:
 - Xn holds -1 times the number of bytes remaining to be copied.
 - Xs holds the lowest address to be copied from - Xn.
 - Xd holds the lowest address to be copied to - Xn.
 - On completion of the instruction, Xn holds 0.
- If the copy is in the backward direction (Xn holds a positive number), then:
 - Xn holds the number of bytes remaining to be copied.
 - Xs holds the highest address to be copied from + 1 - Xn.
 - Xd holds the highest address to be copied to + 1 - Xn.
 - On completion of the instruction, Xn holds 0.

For CPYET, option B, when PSTATE.C = 1:

- Xn holds the number of bytes remaining to be copied.
- If the copy is in the forward direction (PSTATE.N == 0), then:
 - Xs holds the lowest address to be copied from.
 - Xd holds the lowest address to be copied to.
 - On completion of the instruction:
 - Xn holds 0.
 - Xs holds the lowest address that has not been copied from.
 - Xd holds the lowest address that has not been copied to.
- If the copy is in the backward direction (PSTATE.N == 1), then:
 - Xs holds the highest address to be copied from.
 - Xd holds the highest address to be copied to.
 - On completion of the instruction:
 - Xn holds 0.
 - Xs holds the highest address that has not been copied from + 1.
 - Xd holds the highest address that has not been copied to + 1.

Explicit Memory effects produced by the instruction behave as if the instruction was executed at EL0 if the *Effective value* of PSTATE.UAO is 0 and either:

- The instruction is executed at EL1.
- The instruction is executed at EL2 when the *Effective value* of HCR_EL2.{E2H, TGE} is {1, 1}.

Otherwise, the Explicit Memory effects operate with the restrictions determined by the Exception level at which the instruction is executed.

Integer

(FEAT_MOPS)

31	30	29	28	27	26	25	24	23	22	21	20	19	18	17	16	15	14	13	12	11	10	9	8	7	6	5	4	3	2	1	0	
sz		0	1	1	1	0	1	op1		0	Rs					0	0	1	1	0		1	Rn					Rd				
o0										op2																						

Encoding for the Prologue variant

Applies when (op1 == 00)

```
CPYPT [<Xd>]!, [<Xs>]!, <Xn>!
```

Encoding for the Main variant

Applies when (op1 == 01)

```
CPYMT [<Xd>]!, [<Xs>]!, <Xn>!
```

Encoding for the Epilogue variant

Applies when (op1 == 10)

```
CPYET [<Xd>]!, [<Xs>]!, <Xn>!
```

Decode for all variants of this encoding

```
if !IsFeatureImplemented(FEAT_MOPS) || sz != '00' then EndOfDecode(Decode_UNDEF);  
  
CPYParams memcpy;  
memcpy.d = UInt(Rd);  
memcpy.s = UInt(Rs);  
memcpy.n = UInt(Rn);  
constant bits(4) options = op2;  
constant boolean rnontemporal = options<3> == '1';  
constant boolean wnontemporal = options<2> == '1';  
case op1 of  
  when '00' memcpy.stage = MOPSStage_Prologue;  
  when '01' memcpy.stage = MOPSStage_Main;  
  when '10' memcpy.stage = MOPSStage_Epilogue;  
  otherwise SEE "Memory Copy and Memory Set";
```

For information about the CONSTRAINED UNPREDICTABLE behavior of this instruction, see [Architectural Constraints on UNPREDICTABLE behaviors](#), and particularly [Memory Copy and Memory Set CPY*](#) and [Crossing a page boundary with different memory types or Shareability attributes](#).

Assembler Symbols

<Xd>	<p>For the "Prologue" variant: is the 64-bit name of the general-purpose register that holds the destination address and is updated by the instruction, encoded in the "Rd" field.</p> <p>For the "Epilogue" and "Main" variants: is the 64-bit name of the general-purpose register that holds an encoding of the destination address, encoded in the "Rd" field.</p>
<Xs>	<p>For the "Prologue" variant: is the 64-bit name of the general-purpose register that holds the source address and is updated by the instruction, encoded in the "Rs" field.</p> <p>For the "Epilogue" and "Main" variants: is the 64-bit name of the general-purpose register that holds an encoding of the source address, encoded in the "Rs" field.</p>
<Xn>	<p>For the "Prologue" variant: is the 64-bit name of the general-purpose register that holds the number of bytes to be transferred and is updated by the instruction to encode the remaining size and destination, encoded in the "Rn" field.</p> <p>For the "Main" variant: is the 64-bit name of the general-purpose register that holds an encoding of the number of bytes to be transferred, encoded in the "Rn" field.</p> <p>For the "Epilogue" variant: is the 64-bit name of the general-purpose register that holds an encoding of the number of bytes to be transferred and is set to zero on completion of the instruction, encoded in the "Rn" field.</p>


```

CheckMOPSEnabled();

CheckCPYConstrainedUnpredictable(memcpy.n, memcpy.d, memcpy.s);

memcpy.nzcv      = PSTATE.<N,Z,C,V>;
memcpy.toaddress  = X[memcpy.d, 64];
memcpy.fromaddress = X[memcpy.s, 64];

if memcpy.stage == MOPSTage Prologue then
    memcpy.cpyssize = UInt(X[memcpy.n, 64]);
else
    memcpy.cpyssize = SInt(X[memcpy.n, 64]);

memcpy.implements_option_a = CPYOptionA();

constant boolean rprivileged = (if options<1> == '1' then AArch64.IsUnprivAccessPriv()
                                else PSTATE.EL != EL0);
constant boolean wprivileged = (if options<0> == '1' then AArch64.IsUnprivAccessPriv()
                                else PSTATE.EL != EL0);

constant AccessDescriptor raccdesc = CreateAccDescMOPS(MemOp\_LOAD, rprivileged, rnontemporal);
constant AccessDescriptor waccdesc = CreateAccDescMOPS(MemOp\_STORE, wprivileged, wnontemporal);

if memcpy.stage == MOPSTage Prologue then
    if memcpy.cpyssize > ArchMaxMOPSCPYSize then
        memcpy.cpyssize = ArchMaxMOPSCPYSize;

    memcpy.forward = IsMemCpyForward(memcpy);

    if memcpy.implements_option_a then
        memcpy.nzcv = '0000';
        if memcpy.forward then
            // Copy in the forward direction offsets the arguments.
            memcpy.toaddress  = memcpy.toaddress  + memcpy.cpyssize;
            memcpy.fromaddress = memcpy.fromaddress + memcpy.cpyssize;
            memcpy.cpyssize   = 0 - memcpy.cpyssize;
        else
            if !memcpy.forward then
                // Copy in the reverse direction offsets the arguments.
                memcpy.toaddress  = memcpy.toaddress  + memcpy.cpyssize;
                memcpy.fromaddress = memcpy.fromaddress + memcpy.cpyssize;
                memcpy.nzcv = '1010';
            else
                memcpy.nzcv = '0010';

memcpy.stagecpyssize = MemCpyStageSize(memcpy);

if memcpy.stage != MOPSTage Prologue then
    memcpy.forward = memcpy.cpyssize < 0 || (!memcpy.implements_option_a && memcpy.nzcv<3> == '0');
    CheckMemCpyParams(memcpy, options);

integer copied;
boolean iswrite;
AddressDescriptor memaddrdesc;
PhysMemRetStatus memstatus;
boolean fault = FALSE;
MOPSBlockSize B;

if memcpy.implements_option_a then
    while memcpy.stagecpyssize != 0 && !fault do
        // IMP DEF selection of the block size that is worked on. While many
        // implementations might make this constant, that is not assumed.
        B = CPYSizeChoice(memcpy);

        if memcpy.forward then
            assert B <= -1 * memcpy.stagecpyssize;
            (copied, iswrite, memaddrdesc, memstatus) = MemCpyBytes(
                memcpy.toaddress + memcpy.cpyssize,
                memcpy.fromaddress + memcpy.cpyssize,
                memcpy.forward, B,

```

```

        raccdesc, waccdesc);

    if copied != B then
        fault = TRUE;
    else
        memcpy.cpy_size = memcpy.cpy_size + B;
        memcpy.stagecpy_size = memcpy.stagecpy_size + B;

else
    assert B <= memcpy.stagecpy_size;
    memcpy.cpy_size = memcpy.cpy_size - B;
    memcpy.stagecpy_size = memcpy.stagecpy_size - B;

    (copied, iswrite, memaddrdesc, memstatus) = MemCpyBytes(
        memcpy.toaddress + memcpy.cpy_size,
        memcpy.fromaddress + memcpy.cpy_size,
        memcpy.forward, B, raccdesc,
        waccdesc);

    if copied != B then
        fault = TRUE;
        memcpy.cpy_size = memcpy.cpy_size + B;
        memcpy.stagecpy_size = memcpy.stagecpy_size + B;

else
    while memcpy.stagecpy_size > 0 && !fault do
        // IMP DEF selection of the block size that is worked on. While many
        // implementations might make this constant, that is not assumed.
        B = CPYSizeChoice(memcpy);
        assert B <= memcpy.stagecpy_size;

        if memcpy.forward then
            (copied, iswrite, memaddrdesc, memstatus) = MemCpyBytes(memcpy.toaddress,
                memcpy.fromaddress,
                memcpy.forward, B,
                raccdesc, waccdesc);

            if copied != B then
                fault = TRUE;
            else
                memcpy.fromaddress = memcpy.fromaddress + B;
                memcpy.toaddress = memcpy.toaddress + B;

        else
            (copied, iswrite, memaddrdesc, memstatus) = MemCpyBytes(memcpy.toaddress - B,
                memcpy.fromaddress - B,
                memcpy.forward, B,
                raccdesc, waccdesc);

            if copied != B then
                fault = TRUE;
            else
                memcpy.fromaddress = memcpy.fromaddress - B;
                memcpy.toaddress = memcpy.toaddress - B;

        if !fault then
            memcpy.cpy_size = memcpy.cpy_size - B;
            memcpy.stagecpy_size = memcpy.stagecpy_size - B;

UpdateCpyRegisters(memcpy, fault, copied);

if fault then
    if IsFault(memaddrdesc) then
        AArch64.Abort(memaddrdesc.fault);
    else
        constant AccessDescriptor accdesc = if iswrite then waccdesc else raccdesc;
        HandleExternalAbort(memstatus, iswrite, memaddrdesc, B, accdesc);

if memcpy.stage == MOPSTage\_Prologue then
    PSTATE.<N,Z,C,V> = memcpy.nzcv;

```

CPYPTN, CPYMTN, CPYETN

Memory copy, reads and writes unprivileged and non-temporal

These instructions copy a requested number of bytes in memory from a source address to a destination address. The prologue, main, and epilogue instructions are expected to be run in succession and to appear consecutively in memory: CPYPTN, then CPYMTN, and then CPYETN.

CPYPTN performs some preconditioning of the arguments suitable for using the CPYMTN instruction, and copies an IMPLEMENTATION DEFINED portion of the requested number of bytes. CPYMTN copies a further IMPLEMENTATION DEFINED portion of the remaining bytes. CPYETN copies any final remaining bytes.

Note

The ability to copy an IMPLEMENTATION DEFINED number of bytes allows an implementation to optimize how the bytes being copied are divided between the different instructions.

For more information on exceptions specific to memory copy instructions, see [Memory Copy and Memory Set exceptions](#).

The architecture supports two algorithms for the memory copy: option A and option B. Which algorithm is used is IMPLEMENTATION DEFINED.

Note

Portable software should not assume that the choice of algorithm is constant.

For CPYPTN:

- If $X_n < 63:55 > \neq 000000000$, the copy size X_n is saturated to $0x007FFFFFFFFFFFFFFF$.
- After saturation is performed, the direction of the memory copy is based on the following:
 - If $(X_s > X_d)$ and $(X_d + \text{saturated copy size}) > X_s$, then the direction is forward.
 - If $(X_s < X_d)$ and $(X_s + \text{saturated copy size}) > X_d$, then the direction is backward.
 - Otherwise, the direction is an IMPLEMENTATION DEFINED choice between forward and backward.

On completion of CPYPTN, option A:

- $PSTATE.\{N,Z,C,V\}$ are set to $\{0,0,0,0\}$.
- If the copy is in the forward direction, then:
 - X_n holds -1 times the number of bytes in the saturated copy size remaining to be copied.
 - X_s holds the original $X_s + \text{saturated copy size}$.
 - X_d holds the original $X_d + \text{saturated copy size}$.
- If the copy is in the backward direction, then:
 - X_n holds the number of bytes in the saturated copy size remaining to be copied.
 - X_s and X_d are unchanged.

On completion of CPYPTN, option B:

- If the copy is in the forward direction, then:
 - X_n holds the number of bytes in the saturated copy size remaining to be copied.
 - X_s holds the lowest address that has not been copied from.
 - X_d holds the lowest address that has not been copied to.
 - $PSTATE.\{N,Z,C,V\}$ are set to $\{0,0,1,0\}$.
- If the copy is in the backward direction, then:
 - X_n holds the number of bytes in the saturated copy size remaining to be copied.
 - X_s holds the highest address that has not been copied from + 1.
 - X_d holds the highest address that has not been copied to + 1.
 - $PSTATE.\{N,Z,C,V\}$ are set to $\{1,0,1,0\}$.

For CPYMTN, option A, when $PSTATE.C = 0$:

- X_n holds a signed 64-bit integer.
- If the copy is in the forward direction (X_n holds a negative number), then:
 - X_n holds -1 times the number of bytes remaining to be copied.
 - X_s holds the lowest address to be copied from - X_n .
 - X_d holds the lowest address to be copied to - X_n .
 - On completion of the instruction, X_n holds -1 times the number of bytes remaining to be copied.
- If the copy is in the backward direction (X_n holds a positive number), then:
 - X_n holds the number of bytes remaining to be copied.
 - X_s holds the highest address to be copied from + 1 - X_n .
 - X_d holds the highest address to be copied to + 1 - X_n .
 - On completion of the instruction, X_n holds the number of bytes remaining to be copied.

For CPYMTN, option B, when $PSTATE.C = 1$:

- X_n holds the number of bytes remaining to be copied.
- If the copy is in the forward direction ($PSTATE.N == 0$), then:

- Xs holds the lowest address to be copied from.
- Xd holds the lowest address to be copied to.
- On completion of the instruction:
 - Xn holds the number of bytes remaining to be copied.
 - Xs holds the lowest address that has not been copied from.
 - Xd holds the lowest address that has not been copied to.
- If the copy is in the backward direction (PSTATE.N == 1), then:
 - Xs holds the highest address to be copied from + 1.
 - Xd holds the highest address to be copied to + 1.
 - On completion of the instruction:
 - Xn holds the number of bytes remaining to be copied.
 - Xs holds the highest address that has not been copied from + 1.
 - Xd holds the highest address that has not been copied to + 1.

For CPYETN, option A, when PSTATE.C = 0:

- Xn holds a signed 64-bit integer.
- If the copy is in the forward direction (Xn holds a negative number), then:
 - Xn holds -1 times the number of bytes remaining to be copied.
 - Xs holds the lowest address to be copied from - Xn.
 - Xd holds the lowest address to be copied to - Xn.
 - On completion of the instruction, Xn holds 0.
- If the copy is in the backward direction (Xn holds a positive number), then:
 - Xn holds the number of bytes remaining to be copied.
 - Xs holds the highest address to be copied from + 1 - Xn.
 - Xd holds the highest address to be copied to + 1 - Xn.
 - On completion of the instruction, Xn holds 0.

For CPYETN, option B, when PSTATE.C = 1:

- Xn holds the number of bytes remaining to be copied.
- If the copy is in the forward direction (PSTATE.N == 0), then:
 - Xs holds the lowest address to be copied from.
 - Xd holds the lowest address to be copied to.
 - On completion of the instruction:
 - Xn holds 0.
 - Xs holds the lowest address that has not been copied from.
 - Xd holds the lowest address that has not been copied to.
- If the copy is in the backward direction (PSTATE.N == 1), then:
 - Xs holds the highest address to be copied from.
 - Xd holds the highest address to be copied to.
 - On completion of the instruction:
 - Xn holds 0.
 - Xs holds the highest address that has not been copied from + 1.
 - Xd holds the highest address that has not been copied to + 1.

Explicit Memory effects produced by the instruction behave as if the instruction was executed at EL0 if the *Effective value* of PSTATE.UAO is 0 and either:

- The instruction is executed at EL1.
- The instruction is executed at EL2 when the *Effective value* of HCR_EL2.{E2H, TGE} is {1, 1}.

Otherwise, the Explicit Memory effects operate with the restrictions determined by the Exception level at which the instruction is executed.

Integer

(FEAT_MOPS)

31	30	29	28	27	26	25	24	23	22	21	20	19	18	17	16	15	14	13	12	11	10	9	8	7	6	5	4	3	2	1	0
sz		0	1	1	1	0	1	op1		0	Rs					1	1	1	1	0	1	Rn					Rd				
o0										op2																					

Encoding for the Prologue variant

Applies when (op1 == 00)

```
CPYPTN [<Xd>]!, [<Xs>]!, <Xn>!
```

Encoding for the Main variant

Applies when (op1 == 01)

```
CPYMTN [<Xd>]!, [<Xs>]!, <Xn>!
```

Encoding for the Epilogue variant

Applies when (op1 == 10)

```
CPYETN [<Xd>]!, [<Xs>]!, <Xn>!
```

Decode for all variants of this encoding

```
if !IsFeatureImplemented(FEAT_MOPS) || sz != '00' then EndOfDecode(Decode_UNDEF);  
  
CPYParams memcpy;  
memcpy.d = UInt(Rd);  
memcpy.s = UInt(Rs);  
memcpy.n = UInt(Rn);  
constant bits(4) options = op2;  
constant boolean rnontemporal = options<3> == '1';  
constant boolean wnontemporal = options<2> == '1';  
case op1 of  
  when '00' memcpy.stage = MOPSStage_Prologue;  
  when '01' memcpy.stage = MOPSStage_Main;  
  when '10' memcpy.stage = MOPSStage_Epilogue;  
  otherwise SEE "Memory Copy and Memory Set";
```

For information about the CONSTRAINED UNPREDICTABLE behavior of this instruction, see *Architectural Constraints on UNPREDICTABLE behaviors*, and particularly *Memory Copy and Memory Set CPY** and *Crossing a page boundary with different memory types or Shareability attributes*.

Assembler Symbols

<Xd>	<p>For the "Prologue" variant: is the 64-bit name of the general-purpose register that holds the destination address and is updated by the instruction, encoded in the "Rd" field.</p> <p>For the "Epilogue" and "Main" variants: is the 64-bit name of the general-purpose register that holds an encoding of the destination address, encoded in the "Rd" field.</p>
<Xs>	<p>For the "Prologue" variant: is the 64-bit name of the general-purpose register that holds the source address and is updated by the instruction, encoded in the "Rs" field.</p> <p>For the "Epilogue" and "Main" variants: is the 64-bit name of the general-purpose register that holds an encoding of the source address, encoded in the "Rs" field.</p>
<Xn>	<p>For the "Prologue" variant: is the 64-bit name of the general-purpose register that holds the number of bytes to be transferred and is updated by the instruction to encode the remaining size and destination, encoded in the "Rn" field.</p> <p>For the "Main" variant: is the 64-bit name of the general-purpose register that holds an encoding of the number of bytes to be transferred, encoded in the "Rn" field.</p> <p>For the "Epilogue" variant: is the 64-bit name of the general-purpose register that holds an encoding of the number of bytes to be transferred and is set to zero on completion of the instruction, encoded in the "Rn" field.</p>


```

CheckMOPSEnabled();

CheckCPYConstrainedUnpredictable(memcpy.n, memcpy.d, memcpy.s);

memcpy.nzcv      = PSTATE.<N,Z,C,V>;
memcpy.toaddress  = X[memcpy.d, 64];
memcpy.fromaddress = X[memcpy.s, 64];

if memcpy.stage == MOPSTage Prologue then
    memcpy.cpy size = UInt(X[memcpy.n, 64]);
else
    memcpy.cpy size = SInt(X[memcpy.n, 64]);

memcpy.implements_option_a = CPYOptionA();

constant boolean rprivileged = (if options<1> == '1' then AArch64.IsUnprivAccessPriv()
                                else PSTATE.EL != EL0);
constant boolean wprivileged = (if options<0> == '1' then AArch64.IsUnprivAccessPriv()
                                else PSTATE.EL != EL0);

constant AccessDescriptor raccdesc = CreateAccDescMOPS(MemOp\_LOAD, rprivileged, rnontemporal);
constant AccessDescriptor waccdesc = CreateAccDescMOPS(MemOp\_STORE, wprivileged, wnontemporal);

if memcpy.stage == MOPSTage Prologue then
    if memcpy.cpy size > ArchMaxMOPSCPYSize then
        memcpy.cpy size = ArchMaxMOPSCPYSize;

    memcpy.forward = IsMemCpyForward(memcpy);

    if memcpy.implements_option_a then
        memcpy.nzcv = '0000';
        if memcpy.forward then
            // Copy in the forward direction offsets the arguments.
            memcpy.toaddress  = memcpy.toaddress  + memcpy.cpy size;
            memcpy.fromaddress = memcpy.fromaddress + memcpy.cpy size;
            memcpy.cpy size   = 0 - memcpy.cpy size;
        else
            if !memcpy.forward then
                // Copy in the reverse direction offsets the arguments.
                memcpy.toaddress  = memcpy.toaddress  + memcpy.cpy size;
                memcpy.fromaddress = memcpy.fromaddress + memcpy.cpy size;
                memcpy.nzcv = '1010';
            else
                memcpy.nzcv = '0010';

memcpy.stagecpy size = MemCpyStageSize(memcpy);

if memcpy.stage != MOPSTage Prologue then
    memcpy.forward = memcpy.cpy size < 0 || (!memcpy.implements_option_a && memcpy.nzcv<3> == '0');
    CheckMemCpyParams(memcpy, options);

integer copied;
boolean iswrite;
AddressDescriptor memaddrdesc;
PhysMemRetStatus memstatus;
boolean fault = FALSE;
MOPSBlockSize B;

if memcpy.implements_option_a then
    while memcpy.stagecpy size != 0 && !fault do
        // IMP DEF selection of the block size that is worked on. While many
        // implementations might make this constant, that is not assumed.
        B = CPYSizeChoice(memcpy);

        if memcpy.forward then
            assert B <= -1 * memcpy.stagecpy size;
            (copied, iswrite, memaddrdesc, memstatus) = MemCpyBytes(
                memcpy.toaddress + memcpy.cpy size,
                memcpy.fromaddress + memcpy.cpy size,
                memcpy.forward, B,

```

```

        raccdesc, waccdesc);

    if copied != B then
        fault = TRUE;
    else
        memcpy.cpysize      = memcpy.cpysize      + B;
        memcpy.stagecpysize = memcpy.stagecpysize + B;

else
    assert B <= memcpy.stagecpysize;
    memcpy.cpysize      = memcpy.cpysize      - B;
    memcpy.stagecpysize = memcpy.stagecpysize - B;

    (copied, iswrite, memaddrdesc, memstatus) = MemCpyBytes(
        memcpy.toaddress + memcpy.cpysize,
        memcpy.fromaddress + memcpy.cpysize,
        memcpy.forward, B, raccdesc,
        waccdesc);

    if copied != B then
        fault = TRUE;
        memcpy.cpysize      = memcpy.cpysize      + B;
        memcpy.stagecpysize = memcpy.stagecpysize + B;

else
    while memcpy.stagecpysize > 0 && !fault do
        // IMP DEF selection of the block size that is worked on. While many
        // implementations might make this constant, that is not assumed.
        B = CPYSizeChoice(memcpy);
        assert B <= memcpy.stagecpysize;

        if memcpy.forward then
            (copied, iswrite, memaddrdesc, memstatus) = MemCpyBytes(memcpy.toaddress,
                memcpy.fromaddress,
                memcpy.forward, B,
                raccdesc, waccdesc);

            if copied != B then
                fault = TRUE;
            else
                memcpy.fromaddress = memcpy.fromaddress + B;
                memcpy.toaddress   = memcpy.toaddress   + B;

        else
            (copied, iswrite, memaddrdesc, memstatus) = MemCpyBytes(memcpy.toaddress - B,
                memcpy.fromaddress - B,
                memcpy.forward, B,
                raccdesc, waccdesc);

            if copied != B then
                fault = TRUE;
            else
                memcpy.fromaddress = memcpy.fromaddress - B;
                memcpy.toaddress   = memcpy.toaddress   - B;

        if !fault then
            memcpy.cpysize      = memcpy.cpysize      - B;
            memcpy.stagecpysize = memcpy.stagecpysize - B;

UpdateCpyRegisters(memcpy, fault, copied);

if fault then
    if IsFault(memaddrdesc) then
        AArch64.Abort(memaddrdesc.fault);
    else
        constant AccessDescriptor accdesc = if iswrite then waccdesc else raccdesc;
        HandleExternalAbort(memstatus, iswrite, memaddrdesc, B, accdesc);

if memcpy.stage == MOPSTage\_Prologue then
    PSTATE.<N,Z,C,V> = memcpy.nzcv;

```

CPYPTRN, CPYMTRN, CPYETRN

Memory copy, reads and writes unprivileged, reads non-temporal

These instructions copy a requested number of bytes in memory from a source address to a destination address. The prologue, main, and epilogue instructions are expected to be run in succession and to appear consecutively in memory: CPYPTRN, then CPYMTRN, and then CPYETRN. CPYPTRN performs some preconditioning of the arguments suitable for using the CPYMTRN instruction, and copies an IMPLEMENTATION DEFINED portion of the requested number of bytes. CPYMTRN copies a further IMPLEMENTATION DEFINED portion of the remaining bytes. CPYETRN copies any final remaining bytes.

Note

The ability to copy an IMPLEMENTATION DEFINED number of bytes allows an implementation to optimize how the bytes being copied are divided between the different instructions.

For more information on exceptions specific to memory copy instructions, see [Memory Copy and Memory Set exceptions](#).

The architecture supports two algorithms for the memory copy: option A and option B. Which algorithm is used is IMPLEMENTATION DEFINED.

Note

Portable software should not assume that the choice of algorithm is constant.

For CPYPTRN:

- If $X_n < 63:55 > \neq 000000000$, the copy size X_n is saturated to $0x007FFFFFFFFFFFFFFF$.
- After saturation is performed, the direction of the memory copy is based on the following:
 - If $(X_s > X_d)$ and $(X_d + \text{saturated copy size}) > X_s$, then the direction is forward.
 - If $(X_s < X_d)$ and $(X_s + \text{saturated copy size}) > X_d$, then the direction is backward.
 - Otherwise, the direction is an IMPLEMENTATION DEFINED choice between forward and backward.

On completion of CPYPTRN, option A:

- $PSTATE.\{N,Z,C,V\}$ are set to $\{0,0,0,0\}$.
- If the copy is in the forward direction, then:
 - X_n holds -1 times the number of bytes in the saturated copy size remaining to be copied.
 - X_s holds the original $X_s + \text{saturated copy size}$.
 - X_d holds the original $X_d + \text{saturated copy size}$.
- If the copy is in the backward direction, then:
 - X_n holds the number of bytes in the saturated copy size remaining to be copied.
 - X_s and X_d are unchanged.

On completion of CPYPTRN, option B:

- If the copy is in the forward direction, then:
 - X_n holds the number of bytes in the saturated copy size remaining to be copied.
 - X_s holds the lowest address that has not been copied from.
 - X_d holds the lowest address that has not been copied to.
 - $PSTATE.\{N,Z,C,V\}$ are set to $\{0,0,1,0\}$.
- If the copy is in the backward direction, then:
 - X_n holds the number of bytes in the saturated copy size remaining to be copied.
 - X_s holds the highest address that has not been copied from + 1.
 - X_d holds the highest address that has not been copied to + 1.
 - $PSTATE.\{N,Z,C,V\}$ are set to $\{1,0,1,0\}$.

For CPYMTRN, option A, when $PSTATE.C = 0$:

- X_n holds a signed 64-bit integer.
- If the copy is in the forward direction (X_n holds a negative number), then:
 - X_n holds -1 times the number of bytes remaining to be copied.
 - X_s holds the lowest address to be copied from - X_n .
 - X_d holds the lowest address to be copied to - X_n .
 - On completion of the instruction, X_n holds -1 times the number of bytes remaining to be copied.
- If the copy is in the backward direction (X_n holds a positive number), then:
 - X_n holds the number of bytes remaining to be copied.
 - X_s holds the highest address to be copied from + 1 - X_n .
 - X_d holds the highest address to be copied to + 1 - X_n .
 - On completion of the instruction, X_n holds the number of bytes remaining to be copied.

For CPYMTRN, option B, when $PSTATE.C = 1$:

- X_n holds the number of bytes remaining to be copied.
- If the copy is in the forward direction ($PSTATE.N == 0$), then:

- Xs holds the lowest address to be copied from.
- Xd holds the lowest address to be copied to.
- On completion of the instruction:
 - Xn holds the number of bytes remaining to be copied.
 - Xs holds the lowest address that has not been copied from.
 - Xd holds the lowest address that has not been copied to.
- If the copy is in the backward direction (PSTATE.N == 1), then:
 - Xs holds the highest address to be copied from + 1.
 - Xd holds the highest address to be copied to + 1.
 - On completion of the instruction:
 - Xn holds the number of bytes remaining to be copied.
 - Xs holds the highest address that has not been copied from + 1.
 - Xd holds the highest address that has not been copied to + 1.

For CPYETRN, option A, when PSTATE.C = 0:

- Xn holds a signed 64-bit integer.
- If the copy is in the forward direction (Xn holds a negative number), then:
 - Xn holds -1 times the number of bytes remaining to be copied.
 - Xs holds the lowest address to be copied from - Xn.
 - Xd holds the lowest address to be copied to - Xn.
 - On completion of the instruction, Xn holds 0.
- If the copy is in the backward direction (Xn holds a positive number), then:
 - Xn holds the number of bytes remaining to be copied.
 - Xs holds the highest address to be copied from + 1 - Xn.
 - Xd holds the highest address to be copied to + 1 - Xn.
 - On completion of the instruction, Xn holds 0.

For CPYETRN, option B, when PSTATE.C = 1:

- Xn holds the number of bytes remaining to be copied.
- If the copy is in the forward direction (PSTATE.N == 0), then:
 - Xs holds the lowest address to be copied from.
 - Xd holds the lowest address to be copied to.
 - On completion of the instruction:
 - Xn holds 0.
 - Xs holds the lowest address that has not been copied from.
 - Xd holds the lowest address that has not been copied to.
- If the copy is in the backward direction (PSTATE.N == 1), then:
 - Xs holds the highest address to be copied from.
 - Xd holds the highest address to be copied to.
 - On completion of the instruction:
 - Xn holds 0.
 - Xs holds the highest address that has not been copied from + 1.
 - Xd holds the highest address that has not been copied to + 1.

Explicit Memory effects produced by the instruction behave as if the instruction was executed at EL0 if the *Effective value* of PSTATE.UAO is 0 and either:

- The instruction is executed at EL1.
- The instruction is executed at EL2 when the *Effective value* of HCR_EL2.{E2H, TGE} is {1, 1}.

Otherwise, the Explicit Memory effects operate with the restrictions determined by the Exception level at which the instruction is executed.

Integer

(FEAT_MOPS)

31	30	29	28	27	26	25	24	23	22	21	20	19	18	17	16	15	14	13	12	11	10	9	8	7	6	5	4	3	2	1	0	
sz		0	1	1	1	0	1	op1		0	Rs					1	0	1	1	0		1	Rn					Rd				
o0										op2																						

Encoding for the Prologue variant

Applies when (op1 == 00)

```
CPYPTRN [<Xd>]!, [<Xs>]!, <Xn>!
```

Encoding for the Main variant

Applies when (op1 == 01)

```
CPYMTRN [<Xd>]!, [<Xs>]!, <Xn>!
```

Encoding for the Epilogue variant

Applies when (op1 == 10)

```
CPYETRN [<Xd>]!, [<Xs>]!, <Xn>!
```

Decode for all variants of this encoding

```
if !IsFeatureImplemented(FEAT_MOPS) || sz != '00' then EndOfDecode(Decode_UNDEF);  
  
CPYParams memcpy;  
memcpy.d = UInt(Rd);  
memcpy.s = UInt(Rs);  
memcpy.n = UInt(Rn);  
constant bits(4) options = op2;  
constant boolean rntemporal = options<3> == '1';  
constant boolean wntemporal = options<2> == '1';  
case op1 of  
  when '00' memcpy.stage = MOPSStage_Prologue;  
  when '01' memcpy.stage = MOPSStage_Main;  
  when '10' memcpy.stage = MOPSStage_Epilogue;  
  otherwise SEE "Memory Copy and Memory Set";
```

For information about the CONSTRAINED UNPREDICTABLE behavior of this instruction, see *Architectural Constraints on UNPREDICTABLE behaviors*, and particularly *Memory Copy and Memory Set CPY** and *Crossing a page boundary with different memory types or Shareability attributes*.

Assembler Symbols

<Xd>	<p>For the "Prologue" variant: is the 64-bit name of the general-purpose register that holds the destination address and is updated by the instruction, encoded in the "Rd" field.</p> <p>For the "Epilogue" and "Main" variants: is the 64-bit name of the general-purpose register that holds an encoding of the destination address, encoded in the "Rd" field.</p>
<Xs>	<p>For the "Prologue" variant: is the 64-bit name of the general-purpose register that holds the source address and is updated by the instruction, encoded in the "Rs" field.</p> <p>For the "Epilogue" and "Main" variants: is the 64-bit name of the general-purpose register that holds an encoding of the source address, encoded in the "Rs" field.</p>
<Xn>	<p>For the "Prologue" variant: is the 64-bit name of the general-purpose register that holds the number of bytes to be transferred and is updated by the instruction to encode the remaining size and destination, encoded in the "Rn" field.</p> <p>For the "Main" variant: is the 64-bit name of the general-purpose register that holds an encoding of the number of bytes to be transferred, encoded in the "Rn" field.</p> <p>For the "Epilogue" variant: is the 64-bit name of the general-purpose register that holds an encoding of the number of bytes to be transferred and is set to zero on completion of the instruction, encoded in the "Rn" field.</p>


```

CheckMOPSEnabled();

CheckCPYConstrainedUnpredictable(memcpy.n, memcpy.d, memcpy.s);

memcpy.nzcv      = PSTATE.<N,Z,C,V>;
memcpy.toaddress = X[memcpy.d, 64];
memcpy.fromaddress = X[memcpy.s, 64];

if memcpy.stage == MOPSTage Prologue then
    memcpy.cpyssize = UInt(X[memcpy.n, 64]);
else
    memcpy.cpyssize = SInt(X[memcpy.n, 64]);

memcpy.implements_option_a = CPYOptionA();

constant boolean rprivileged = (if options<1> == '1' then AArch64.IsUnprivAccessPriv()
                                else PSTATE.EL != EL0);
constant boolean wprivileged = (if options<0> == '1' then AArch64.IsUnprivAccessPriv()
                                else PSTATE.EL != EL0);

constant AccessDescriptor raccdesc = CreateAccDescMOPS(MemOp\_LOAD, rprivileged, rnontemporal);
constant AccessDescriptor waccdesc = CreateAccDescMOPS(MemOp\_STORE, wprivileged, wnontemporal);

if memcpy.stage == MOPSTage Prologue then
    if memcpy.cpyssize > ArchMaxMOPSCPYSize then
        memcpy.cpyssize = ArchMaxMOPSCPYSize;

    memcpy.forward = IsMemCpyForward(memcpy);

    if memcpy.implements_option_a then
        memcpy.nzcv = '0000';
        if memcpy.forward then
            // Copy in the forward direction offsets the arguments.
            memcpy.toaddress = memcpy.toaddress + memcpy.cpyssize;
            memcpy.fromaddress = memcpy.fromaddress + memcpy.cpyssize;
            memcpy.cpyssize = 0 - memcpy.cpyssize;
        else
            if !memcpy.forward then
                // Copy in the reverse direction offsets the arguments.
                memcpy.toaddress = memcpy.toaddress + memcpy.cpyssize;
                memcpy.fromaddress = memcpy.fromaddress + memcpy.cpyssize;
                memcpy.nzcv = '1010';
            else
                memcpy.nzcv = '0010';

memcpy.stagecpyssize = MemCpyStageSize(memcpy);

if memcpy.stage != MOPSTage Prologue then
    memcpy.forward = memcpy.cpyssize < 0 || (!memcpy.implements_option_a && memcpy.nzcv<3> == '0');
    CheckMemCpyParams(memcpy, options);

integer copied;
boolean iswrite;
AddressDescriptor memaddrdesc;
PhysMemRetStatus memstatus;
boolean fault = FALSE;
MOPSBlockSize B;

if memcpy.implements_option_a then
    while memcpy.stagecpyssize != 0 && !fault do
        // IMP DEF selection of the block size that is worked on. While many
        // implementations might make this constant, that is not assumed.
        B = CPYSizeChoice(memcpy);

        if memcpy.forward then
            assert B <= -1 * memcpy.stagecpyssize;
            (copied, iswrite, memaddrdesc, memstatus) = MemCpyBytes(
                memcpy.toaddress + memcpy.cpyssize,
                memcpy.fromaddress + memcpy.cpyssize,
                memcpy.forward, B,

```

```

        raccdesc, waccdesc);

    if copied != B then
        fault = TRUE;
    else
        memcpy.cpyssize = memcpy.cpyssize + B;
        memcpy.stagecpyssize = memcpy.stagecpyssize + B;

else
    assert B <= memcpy.stagecpyssize;
    memcpy.cpyssize = memcpy.cpyssize - B;
    memcpy.stagecpyssize = memcpy.stagecpyssize - B;

    (copied, iswrite, memaddrdesc, memstatus) = MemCpyBytes(
        memcpy.toaddress + memcpy.cpyssize,
        memcpy.fromaddress + memcpy.cpyssize,
        memcpy.forward, B, raccdesc,
        waccdesc);

    if copied != B then
        fault = TRUE;
        memcpy.cpyssize = memcpy.cpyssize + B;
        memcpy.stagecpyssize = memcpy.stagecpyssize + B;

else
    while memcpy.stagecpyssize > 0 && !fault do
        // IMP DEF selection of the block size that is worked on. While many
        // implementations might make this constant, that is not assumed.
        B = CPYSizeChoice(memcpy);
        assert B <= memcpy.stagecpyssize;

        if memcpy.forward then
            (copied, iswrite, memaddrdesc, memstatus) = MemCpyBytes(memcpy.toaddress,
                memcpy.fromaddress,
                memcpy.forward, B,
                raccdesc, waccdesc);

            if copied != B then
                fault = TRUE;
            else
                memcpy.fromaddress = memcpy.fromaddress + B;
                memcpy.toaddress = memcpy.toaddress + B;

        else
            (copied, iswrite, memaddrdesc, memstatus) = MemCpyBytes(memcpy.toaddress - B,
                memcpy.fromaddress - B,
                memcpy.forward, B,
                raccdesc, waccdesc);

            if copied != B then
                fault = TRUE;
            else
                memcpy.fromaddress = memcpy.fromaddress - B;
                memcpy.toaddress = memcpy.toaddress - B;

        if !fault then
            memcpy.cpyssize = memcpy.cpyssize - B;
            memcpy.stagecpyssize = memcpy.stagecpyssize - B;

UpdateCpyRegisters(memcpy, fault, copied);

if fault then
    if IsFault(memaddrdesc) then
        AArch64.Abort(memaddrdesc.fault);
    else
        constant AccessDescriptor accdesc = if iswrite then waccdesc else raccdesc;
        HandleExternalAbort(memstatus, iswrite, memaddrdesc, B, accdesc);

if memcpy.stage == MOPSStage\_Prologue then
    PSTATE.<N,Z,C,V> = memcpy.nzcv;

```

CPYPTWN, CPYMTWN, CPYETWN

Memory copy, reads and writes unprivileged, writes non-temporal

These instructions copy a requested number of bytes in memory from a source address to a destination address. The prologue, main, and epilogue instructions are expected to be run in succession and to appear consecutively in memory: CPYPTWN, then CPYMTWN, and then CPYETWN. CPYPTWN performs some preconditioning of the arguments suitable for using the CPYMTWN instruction, and copies an IMPLEMENTATION DEFINED portion of the requested number of bytes. CPYMTWN copies a further IMPLEMENTATION DEFINED portion of the remaining bytes. CPYETWN copies any final remaining bytes.

Note

The ability to copy an IMPLEMENTATION DEFINED number of bytes allows an implementation to optimize how the bytes being copied are divided between the different instructions.

For more information on exceptions specific to memory copy instructions, see [Memory Copy and Memory Set exceptions](#).

The architecture supports two algorithms for the memory copy: option A and option B. Which algorithm is used is IMPLEMENTATION DEFINED.

Note

Portable software should not assume that the choice of algorithm is constant.

For CPYPTWN:

- If $X_n < 63:55 > \neq 000000000$, the copy size X_n is saturated to $0x007FFFFFFFFFFFFFFF$.
- After saturation is performed, the direction of the memory copy is based on the following:
 - If $(X_s > X_d)$ and $(X_d + \text{saturated copy size}) > X_s$, then the direction is forward.
 - If $(X_s < X_d)$ and $(X_s + \text{saturated copy size}) > X_d$, then the direction is backward.
 - Otherwise, the direction is an IMPLEMENTATION DEFINED choice between forward and backward.

On completion of CPYPTWN, option A:

- $PSTATE.\{N,Z,C,V\}$ are set to $\{0,0,0,0\}$.
- If the copy is in the forward direction, then:
 - X_n holds -1 times the number of bytes in the saturated copy size remaining to be copied.
 - X_s holds the original $X_s + \text{saturated copy size}$.
 - X_d holds the original $X_d + \text{saturated copy size}$.
- If the copy is in the backward direction, then:
 - X_n holds the number of bytes in the saturated copy size remaining to be copied.
 - X_s and X_d are unchanged.

On completion of CPYPTWN, option B:

- If the copy is in the forward direction, then:
 - X_n holds the number of bytes in the saturated copy size remaining to be copied.
 - X_s holds the lowest address that has not been copied from.
 - X_d holds the lowest address that has not been copied to.
 - $PSTATE.\{N,Z,C,V\}$ are set to $\{0,0,1,0\}$.
- If the copy is in the backward direction, then:
 - X_n holds the number of bytes in the saturated copy size remaining to be copied.
 - X_s holds the highest address that has not been copied from + 1.
 - X_d holds the highest address that has not been copied to + 1.
 - $PSTATE.\{N,Z,C,V\}$ are set to $\{1,0,1,0\}$.

For CPYMTWN, option A, when $PSTATE.C = 0$:

- X_n holds a signed 64-bit integer.
- If the copy is in the forward direction (X_n holds a negative number), then:
 - X_n holds -1 times the number of bytes remaining to be copied.
 - X_s holds the lowest address to be copied from - X_n .
 - X_d holds the lowest address to be copied to - X_n .
 - On completion of the instruction, X_n holds -1 times the number of bytes remaining to be copied.
- If the copy is in the backward direction (X_n holds a positive number), then:
 - X_n holds the number of bytes remaining to be copied.
 - X_s holds the highest address to be copied from + 1 - X_n .
 - X_d holds the highest address to be copied to + 1 - X_n .
 - On completion of the instruction, X_n holds the number of bytes remaining to be copied.

For CPYMTWN, option B, when $PSTATE.C = 1$:

- X_n holds the number of bytes remaining to be copied.
- If the copy is in the forward direction ($PSTATE.N == 0$), then:

- Xs holds the lowest address to be copied from.
- Xd holds the lowest address to be copied to.
- On completion of the instruction:
 - Xn holds the number of bytes remaining to be copied.
 - Xs holds the lowest address that has not been copied from.
 - Xd holds the lowest address that has not been copied to.
- If the copy is in the backward direction (PSTATE.N == 1), then:
 - Xs holds the highest address to be copied from + 1.
 - Xd holds the highest address to be copied to + 1.
 - On completion of the instruction:
 - Xn holds the number of bytes remaining to be copied.
 - Xs holds the highest address that has not been copied from + 1.
 - Xd holds the highest address that has not been copied to + 1.

For CPYETWN, option A, when PSTATE.C = 0:

- Xn holds a signed 64-bit integer.
- If the copy is in the forward direction (Xn holds a negative number), then:
 - Xn holds -1 times the number of bytes remaining to be copied.
 - Xs holds the lowest address to be copied from - Xn.
 - Xd holds the lowest address to be copied to - Xn.
 - On completion of the instruction, Xn holds 0.
- If the copy is in the backward direction (Xn holds a positive number), then:
 - Xn holds the number of bytes remaining to be copied.
 - Xs holds the highest address to be copied from + 1 - Xn.
 - Xd holds the highest address to be copied to + 1 - Xn.
 - On completion of the instruction, Xn holds 0.

For CPYETWN, option B, when PSTATE.C = 1:

- Xn holds the number of bytes remaining to be copied.
- If the copy is in the forward direction (PSTATE.N == 0), then:
 - Xs holds the lowest address to be copied from.
 - Xd holds the lowest address to be copied to.
 - On completion of the instruction:
 - Xn holds 0.
 - Xs holds the lowest address that has not been copied from.
 - Xd holds the lowest address that has not been copied to.
- If the copy is in the backward direction (PSTATE.N == 1), then:
 - Xs holds the highest address to be copied from.
 - Xd holds the highest address to be copied to.
 - On completion of the instruction:
 - Xn holds 0.
 - Xs holds the highest address that has not been copied from + 1.
 - Xd holds the highest address that has not been copied to + 1.

Explicit Memory effects produced by the instruction behave as if the instruction was executed at EL0 if the *Effective value* of PSTATE.UAO is 0 and either:

- The instruction is executed at EL1.
- The instruction is executed at EL2 when the *Effective value* of HCR_EL2.{E2H, TGE} is {1, 1}.

Otherwise, the Explicit Memory effects operate with the restrictions determined by the Exception level at which the instruction is executed.

Integer

(FEAT_MOPS)

31	30	29	28	27	26	25	24	23	22	21	20	19	18	17	16	15	14	13	12	11	10	9	8	7	6	5	4	3	2	1	0										
sz		0		1		1		1		0		1		op1		0		Rs				0		1		1		1		0		1		Rn				Rd			
o0																op2																									

Encoding for the Prologue variant

Applies when (op1 == 00)

```
CPYPTWN [<Xd>]!, [<Xs>]!, <Xn>!
```

Encoding for the Main variant

Applies when (op1 == 01)

```
CPYMTWN [<Xd>]!, [<Xs>]!, <Xn>!
```

Encoding for the Epilogue variant

Applies when (op1 == 10)

```
CPYETWN [<Xd>]!, [<Xs>]!, <Xn>!
```

Decode for all variants of this encoding

```
if !IsFeatureImplemented(FEAT_MOPS) || sz != '00' then EndOfDecode(Decode_UNDEF);  
  
CPYParams memcpy;  
memcpy.d = UInt(Rd);  
memcpy.s = UInt(Rs);  
memcpy.n = UInt(Rn);  
constant bits(4) options = op2;  
constant boolean rnontemporal = options<3> == '1';  
constant boolean wnontemporal = options<2> == '1';  
case op1 of  
  when '00' memcpy.stage = MOPSStage_Prologue;  
  when '01' memcpy.stage = MOPSStage_Main;  
  when '10' memcpy.stage = MOPSStage_Epilogue;  
  otherwise SEE "Memory Copy and Memory Set";
```

For information about the CONSTRAINED UNPREDICTABLE behavior of this instruction, see *Architectural Constraints on UNPREDICTABLE behaviors*, and particularly *Memory Copy and Memory Set CPY** and *Crossing a page boundary with different memory types or Shareability attributes*.

Assembler Symbols

<Xd>	<p>For the "Prologue" variant: is the 64-bit name of the general-purpose register that holds the destination address and is updated by the instruction, encoded in the "Rd" field.</p> <p>For the "Epilogue" and "Main" variants: is the 64-bit name of the general-purpose register that holds an encoding of the destination address, encoded in the "Rd" field.</p>
<Xs>	<p>For the "Prologue" variant: is the 64-bit name of the general-purpose register that holds the source address and is updated by the instruction, encoded in the "Rs" field.</p> <p>For the "Epilogue" and "Main" variants: is the 64-bit name of the general-purpose register that holds an encoding of the source address, encoded in the "Rs" field.</p>
<Xn>	<p>For the "Prologue" variant: is the 64-bit name of the general-purpose register that holds the number of bytes to be transferred and is updated by the instruction to encode the remaining size and destination, encoded in the "Rn" field.</p> <p>For the "Main" variant: is the 64-bit name of the general-purpose register that holds an encoding of the number of bytes to be transferred, encoded in the "Rn" field.</p> <p>For the "Epilogue" variant: is the 64-bit name of the general-purpose register that holds an encoding of the number of bytes to be transferred and is set to zero on completion of the instruction, encoded in the "Rn" field.</p>


```

CheckMOPSEnabled();

CheckCPYConstrainedUnpredictable(memcpy.n, memcpy.d, memcpy.s);

memcpy.nzcv      = PSTATE.<N,Z,C,V>;
memcpy.toaddress  = X[memcpy.d, 64];
memcpy.fromaddress = X[memcpy.s, 64];

if memcpy.stage == MOPSTage Prologue then
    memcpy.cpysize = UInt(X[memcpy.n, 64]);
else
    memcpy.cpysize = SInt(X[memcpy.n, 64]);

memcpy.implements_option_a = CPYOptionA();

constant boolean rprivileged = (if options<1> == '1' then AArch64.IsUnprivAccessPriv()
                                else PSTATE.EL != EL0);
constant boolean wprivileged = (if options<0> == '1' then AArch64.IsUnprivAccessPriv()
                                else PSTATE.EL != EL0);

constant AccessDescriptor raccdesc = CreateAccDescMOPS(MemOp\_LOAD, rprivileged, rnontemporal);
constant AccessDescriptor waccdesc = CreateAccDescMOPS(MemOp\_STORE, wprivileged, wnontemporal);

if memcpy.stage == MOPSTage Prologue then
    if memcpy.cpysize > ArchMaxMOPSCPYSize then
        memcpy.cpysize = ArchMaxMOPSCPYSize;

    memcpy.forward = IsMemCpyForward(memcpy);

    if memcpy.implements_option_a then
        memcpy.nzcv = '0000';
        if memcpy.forward then
            // Copy in the forward direction offsets the arguments.
            memcpy.toaddress  = memcpy.toaddress  + memcpy.cpysize;
            memcpy.fromaddress = memcpy.fromaddress + memcpy.cpysize;
            memcpy.cpysize    = 0 - memcpy.cpysize;
        else
            if !memcpy.forward then
                // Copy in the reverse direction offsets the arguments.
                memcpy.toaddress  = memcpy.toaddress  + memcpy.cpysize;
                memcpy.fromaddress = memcpy.fromaddress + memcpy.cpysize;
                memcpy.nzcv = '1010';
            else
                memcpy.nzcv = '0010';

memcpy.stagecpysize = MemCpyStageSize(memcpy);

if memcpy.stage != MOPSTage Prologue then
    memcpy.forward = memcpy.cpysize < 0 || (!memcpy.implements_option_a && memcpy.nzcv<3> == '0');
    CheckMemCpyParams(memcpy, options);

integer copied;
boolean iswrite;
AddressDescriptor memaddrdesc;
PhysMemRetStatus memstatus;
boolean fault = FALSE;
MOPSBlockSize B;

if memcpy.implements_option_a then
    while memcpy.stagecpysize != 0 && !fault do
        // IMP DEF selection of the block size that is worked on. While many
        // implementations might make this constant, that is not assumed.
        B = CPYSizeChoice(memcpy);

        if memcpy.forward then
            assert B <= -1 * memcpy.stagecpysize;
            (copied, iswrite, memaddrdesc, memstatus) = MemCpyBytes(
                memcpy.toaddress + memcpy.cpysize,
                memcpy.fromaddress + memcpy.cpysize,
                memcpy.forward, B,

```



```

        raccdesc, waccdesc);

    if copied != B then
        fault = TRUE;
    else
        memcpy.cpyssize = memcpy.cpyssize + B;
        memcpy.stagecpyssize = memcpy.stagecpyssize + B;

else
    assert B <= memcpy.stagecpyssize;
    memcpy.cpyssize = memcpy.cpyssize - B;
    memcpy.stagecpyssize = memcpy.stagecpyssize - B;

    (copied, iswrite, memaddrdesc, memstatus) = MemCpyBytes(
        memcpy.toaddress + memcpy.cpyssize,
        memcpy.fromaddress + memcpy.cpyssize,
        memcpy.forward, B, raccdesc,
        waccdesc);

    if copied != B then
        fault = TRUE;
        memcpy.cpyssize = memcpy.cpyssize + B;
        memcpy.stagecpyssize = memcpy.stagecpyssize + B;

else
    while memcpy.stagecpyssize > 0 && !fault do
        // IMP DEF selection of the block size that is worked on. While many
        // implementations might make this constant, that is not assumed.
        B = CPYSizeChoice(memcpy);
        assert B <= memcpy.stagecpyssize;

        if memcpy.forward then
            (copied, iswrite, memaddrdesc, memstatus) = MemCpyBytes(memcpy.toaddress,
                memcpy.fromaddress,
                memcpy.forward, B,
                raccdesc, waccdesc);

            if copied != B then
                fault = TRUE;
            else
                memcpy.fromaddress = memcpy.fromaddress + B;
                memcpy.toaddress = memcpy.toaddress + B;

        else
            (copied, iswrite, memaddrdesc, memstatus) = MemCpyBytes(memcpy.toaddress - B,
                memcpy.fromaddress - B,
                memcpy.forward, B,
                raccdesc, waccdesc);

            if copied != B then
                fault = TRUE;
            else
                memcpy.fromaddress = memcpy.fromaddress - B;
                memcpy.toaddress = memcpy.toaddress - B;

        if !fault then
            memcpy.cpyssize = memcpy.cpyssize - B;
            memcpy.stagecpyssize = memcpy.stagecpyssize - B;

UpdateCpyRegisters(memcpy, fault, copied);

if fault then
    if IsFault(memaddrdesc) then
        AArch64.Abort(memaddrdesc.fault);
    else
        constant AccessDescriptor accdesc = if iswrite then waccdesc else raccdesc;
        HandleExternalAbort(memstatus, iswrite, memaddrdesc, B, accdesc);

if memcpy.stage == MOPSStage\_Prologue then
    PSTATE.<N,Z,C,V> = memcpy.nzcv;

```

CPYPWN, CPYMWN, CPYEWN

Memory copy, writes non-temporal

These instructions copy a requested number of bytes in memory from a source address to a destination address. The prologue, main, and epilogue instructions are expected to be run in succession and to appear consecutively in memory: CPYPWN, then CPYMWN, and then CPYEWN.

CPYPWN performs some preconditioning of the arguments suitable for using the CPYMWN instruction, and copies an IMPLEMENTATION DEFINED portion of the requested number of bytes. CPYMWN copies a further IMPLEMENTATION DEFINED portion of the remaining bytes. CPYEWN copies any final remaining bytes.

Note

The ability to copy an IMPLEMENTATION DEFINED number of bytes allows an implementation to optimize how the bytes being copied are divided between the different instructions.

For more information on exceptions specific to memory copy instructions, see [Memory Copy and Memory Set exceptions](#).

The architecture supports two algorithms for the memory copy: option A and option B. Which algorithm is used is IMPLEMENTATION DEFINED.

Note

Portable software should not assume that the choice of algorithm is constant.

For CPYPWN:

- If $X_n < 63:55 > \neq 000000000$, the copy size X_n is saturated to $0x007FFFFFFFFFFFFFFF$.
- After saturation is performed, the direction of the memory copy is based on the following:
 - If $(X_s > X_d)$ and $(X_d + \text{saturated copy size}) > X_s$, then the direction is forward.
 - If $(X_s < X_d)$ and $(X_s + \text{saturated copy size}) > X_d$, then the direction is backward.
 - Otherwise, the direction is an IMPLEMENTATION DEFINED choice between forward and backward.

On completion of CPYPWN, option A:

- $PSTATE.\{N,Z,C,V\}$ are set to $\{0,0,0,0\}$.
- If the copy is in the forward direction, then:
 - X_n holds -1 times the number of bytes in the saturated copy size remaining to be copied.
 - X_s holds the original $X_s + \text{saturated copy size}$.
 - X_d holds the original $X_d + \text{saturated copy size}$.
- If the copy is in the backward direction, then:
 - X_n holds the number of bytes in the saturated copy size remaining to be copied.
 - X_s and X_d are unchanged.

On completion of CPYPWN, option B:

- If the copy is in the forward direction, then:
 - X_n holds the number of bytes in the saturated copy size remaining to be copied.
 - X_s holds the lowest address that has not been copied from.
 - X_d holds the lowest address that has not been copied to.
 - $PSTATE.\{N,Z,C,V\}$ are set to $\{0,0,1,0\}$.
- If the copy is in the backward direction, then:
 - X_n holds the number of bytes in the saturated copy size remaining to be copied.
 - X_s holds the highest address that has not been copied from + 1.
 - X_d holds the highest address that has not been copied to + 1.
 - $PSTATE.\{N,Z,C,V\}$ are set to $\{1,0,1,0\}$.

For CPYMWN, option A, when $PSTATE.C = 0$:

- X_n holds a signed 64-bit integer.
- If the copy is in the forward direction (X_n holds a negative number), then:
 - X_n holds -1 times the number of bytes remaining to be copied.
 - X_s holds the lowest address to be copied from - X_n .
 - X_d holds the lowest address to be copied to - X_n .
 - On completion of the instruction, X_n holds -1 times the number of bytes remaining to be copied.
- If the copy is in the backward direction (X_n holds a positive number), then:
 - X_n holds the number of bytes remaining to be copied.
 - X_s holds the highest address to be copied from + 1 - X_n .
 - X_d holds the highest address to be copied to + 1 - X_n .
 - On completion of the instruction, X_n holds the number of bytes remaining to be copied.

For CPYMWN, option B, when $PSTATE.C = 1$:

- X_n holds the number of bytes remaining to be copied.
- If the copy is in the forward direction ($PSTATE.N == 0$), then:

- Xs holds the lowest address to be copied from.
- Xd holds the lowest address to be copied to.
- On completion of the instruction:
 - Xn holds the number of bytes remaining to be copied.
 - Xs holds the lowest address that has not been copied from.
 - Xd holds the lowest address that has not been copied to.
- If the copy is in the backward direction (PSTATE.N == 1), then:
 - Xs holds the highest address to be copied from + 1.
 - Xd holds the highest address to be copied to + 1.
 - On completion of the instruction:
 - Xn holds the number of bytes remaining to be copied.
 - Xs holds the highest address that has not been copied from + 1.
 - Xd holds the highest address that has not been copied to + 1.

For CPYEWN, option A, when PSTATE.C = 0:

- Xn holds a signed 64-bit integer.
- If the copy is in the forward direction (Xn holds a negative number), then:
 - Xn holds -1 times the number of bytes remaining to be copied.
 - Xs holds the lowest address to be copied from - Xn.
 - Xd holds the lowest address to be copied to - Xn.
 - On completion of the instruction, Xn holds 0.
- If the copy is in the backward direction (Xn holds a positive number), then:
 - Xn holds the number of bytes remaining to be copied.
 - Xs holds the highest address to be copied from + 1 - Xn.
 - Xd holds the highest address to be copied to + 1 - Xn.
 - On completion of the instruction, Xn holds 0.

For CPYEWN, option B, when PSTATE.C = 1:

- Xn holds the number of bytes remaining to be copied.
- If the copy is in the forward direction (PSTATE.N == 0), then:
 - Xs holds the lowest address to be copied from.
 - Xd holds the lowest address to be copied to.
 - On completion of the instruction:
 - Xn holds 0.
 - Xs holds the lowest address that has not been copied from.
 - Xd holds the lowest address that has not been copied to.
- If the copy is in the backward direction (PSTATE.N == 1), then:
 - Xs holds the highest address to be copied from.
 - Xd holds the highest address to be copied to.
 - On completion of the instruction:
 - Xn holds 0.
 - Xs holds the highest address that has not been copied from + 1.
 - Xd holds the highest address that has not been copied to + 1.

Integer

(FEAT_MOPS)

31	30	29	28	27	26	25	24	23	22	21	20	19	18	17	16	15	14	13	12	11	10	9	8	7	6	5	4	3	2	1	0
sz		0	1	1	1	0	1	op1		0	Rs					0	1	0	0	0	1	Rn					Rd				
o0										op2																					

Encoding for the Prologue variant

Applies when (op1 == 00)

CPYPWN [<Xd>]!, [<Xs>]!, <Xn>!

Encoding for the Main variant

Applies when (op1 == 01)

CPYMWN [<Xd>]!, [<Xs>]!, <Xn>!

Encoding for the Epilogue variant

Applies when (op1 == 10)

CPYEWN [<Xd>]!, [<Xs>]!, <Xn>!

Decode for all variants of this encoding

```
if !IsFeatureImplemented(FEAT_MOPS) || sz != '00' then EndOfDecode(Decode_UNDEF);

CPYParams memcpy;
memcpy.d = UInt(Rd);
memcpy.s = UInt(Rs);
memcpy.n = UInt(Rn);
constant bits(4) options = op2;
constant boolean rnontemporal = options<3> == '1';
constant boolean wnontemporal = options<2> == '1';
case op1 of
  when '00' memcpy.stage = MOPSStage_Prologue;
  when '01' memcpy.stage = MOPSStage_Main;
  when '10' memcpy.stage = MOPSStage_Epilogue;
  otherwise SEE "Memory Copy and Memory Set";
```

For information about the CONSTRAINED UNPREDICTABLE behavior of this instruction, see [Architectural Constraints on UNPREDICTABLE behaviors](#), and particularly [Memory Copy and Memory Set CPY*](#) and [Crossing a page boundary with different memory types or Shareability attributes](#).

Assembler Symbols

- <Xd> For the "Prologue" variant: is the 64-bit name of the general-purpose register that holds the destination address and is updated by the instruction, encoded in the "Rd" field.
- For the "Epilogue" and "Main" variants: is the 64-bit name of the general-purpose register that holds an encoding of the destination address, encoded in the "Rd" field.
- <Xs> For the "Prologue" variant: is the 64-bit name of the general-purpose register that holds the source address and is updated by the instruction, encoded in the "Rs" field.
- For the "Epilogue" and "Main" variants: is the 64-bit name of the general-purpose register that holds an encoding of the source address, encoded in the "Rs" field.
- <Xn> For the "Prologue" variant: is the 64-bit name of the general-purpose register that holds the number of bytes to be transferred and is updated by the instruction to encode the remaining size and destination, encoded in the "Rn" field.
- For the "Main" variant: is the 64-bit name of the general-purpose register that holds an encoding of the number of bytes to be transferred, encoded in the "Rn" field.
- For the "Epilogue" variant: is the 64-bit name of the general-purpose register that holds an encoding of the number of bytes to be transferred and is set to zero on completion of the instruction, encoded in the "Rn" field.


```

CheckMOPSEnabled();

CheckCPYConstrainedUnpredictable(memcpy.n, memcpy.d, memcpy.s);

memcpy.nzcv      = PSTATE.<N,Z,C,V>;
memcpy.toaddress = X[memcpy.d, 64];
memcpy.fromaddress = X[memcpy.s, 64];

if memcpy.stage == MOPSTage Prologue then
    memcpy.cpy_size = UInt(X[memcpy.n, 64]);
else
    memcpy.cpy_size = SInt(X[memcpy.n, 64]);

memcpy.implements_option_a = CPYOptionA();

constant boolean rprivileged = (if options<1> == '1' then AArch64.IsUnprivAccessPriv()
                                else PSTATE.EL != EL0);
constant boolean wprivileged = (if options<0> == '1' then AArch64.IsUnprivAccessPriv()
                                else PSTATE.EL != EL0);

constant AccessDescriptor raccdesc = CreateAccDescMOPS(MemOp\_LOAD, rprivileged, rnontemporal);
constant AccessDescriptor waccdesc = CreateAccDescMOPS(MemOp\_STORE, wprivileged, wnontemporal);

if memcpy.stage == MOPSTage Prologue then
    if memcpy.cpy_size > ArchMaxMOPSCPYSize then
        memcpy.cpy_size = ArchMaxMOPSCPYSize;

    memcpy.forward = IsMemCpyForward(memcpy);

    if memcpy.implements_option_a then
        memcpy.nzcv = '0000';
        if memcpy.forward then
            // Copy in the forward direction offsets the arguments.
            memcpy.toaddress = memcpy.toaddress + memcpy.cpy_size;
            memcpy.fromaddress = memcpy.fromaddress + memcpy.cpy_size;
            memcpy.cpy_size = 0 - memcpy.cpy_size;
        else
            if !memcpy.forward then
                // Copy in the reverse direction offsets the arguments.
                memcpy.toaddress = memcpy.toaddress + memcpy.cpy_size;
                memcpy.fromaddress = memcpy.fromaddress + memcpy.cpy_size;
                memcpy.nzcv = '1010';
            else
                memcpy.nzcv = '0010';

memcpy.stagecpy_size = MemCpyStageSize(memcpy);

if memcpy.stage != MOPSTage Prologue then
    memcpy.forward = memcpy.cpy_size < 0 || (!memcpy.implements_option_a && memcpy.nzcv<3> == '0');
    CheckMemCpyParams(memcpy, options);

integer copied;
boolean iswrite;
AddressDescriptor memaddrdesc;
PhysMemRetStatus memstatus;
boolean fault = FALSE;
MOPSBlockSize B;

if memcpy.implements_option_a then
    while memcpy.stagecpy_size != 0 && !fault do
        // IMP DEF selection of the block size that is worked on. While many
        // implementations might make this constant, that is not assumed.
        B = CPYSizeChoice(memcpy);

        if memcpy.forward then
            assert B <= -1 * memcpy.stagecpy_size;
            (copied, iswrite, memaddrdesc, memstatus) = MemCpyBytes(
                memcpy.toaddress + memcpy.cpy_size,
                memcpy.fromaddress + memcpy.cpy_size,
                memcpy.forward, B,

```

```

        raccdesc, waccdesc);

    if copied != B then
        fault = TRUE;
    else
        memcpy.cpyssize = memcpy.cpyssize + B;
        memcpy.stagecpyssize = memcpy.stagecpyssize + B;

else
    assert B <= memcpy.stagecpyssize;
    memcpy.cpyssize = memcpy.cpyssize - B;
    memcpy.stagecpyssize = memcpy.stagecpyssize - B;

    (copied, iswrite, memaddrdesc, memstatus) = MemCpyBytes(
        memcpy.toaddress + memcpy.cpyssize,
        memcpy.fromaddress + memcpy.cpyssize,
        memcpy.forward, B, raccdesc,
        waccdesc);

    if copied != B then
        fault = TRUE;
        memcpy.cpyssize = memcpy.cpyssize + B;
        memcpy.stagecpyssize = memcpy.stagecpyssize + B;

else
    while memcpy.stagecpyssize > 0 && !fault do
        // IMP DEF selection of the block size that is worked on. While many
        // implementations might make this constant, that is not assumed.
        B = CPYSizeChoice(memcpy);
        assert B <= memcpy.stagecpyssize;

        if memcpy.forward then
            (copied, iswrite, memaddrdesc, memstatus) = MemCpyBytes(memcpy.toaddress,
                memcpy.fromaddress,
                memcpy.forward, B,
                raccdesc, waccdesc);

            if copied != B then
                fault = TRUE;
            else
                memcpy.fromaddress = memcpy.fromaddress + B;
                memcpy.toaddress = memcpy.toaddress + B;

        else
            (copied, iswrite, memaddrdesc, memstatus) = MemCpyBytes(memcpy.toaddress - B,
                memcpy.fromaddress - B,
                memcpy.forward, B,
                raccdesc, waccdesc);

            if copied != B then
                fault = TRUE;
            else
                memcpy.fromaddress = memcpy.fromaddress - B;
                memcpy.toaddress = memcpy.toaddress - B;

        if !fault then
            memcpy.cpyssize = memcpy.cpyssize - B;
            memcpy.stagecpyssize = memcpy.stagecpyssize - B;

UpdateCpyRegisters(memcpy, fault, copied);

if fault then
    if IsFault(memaddrdesc) then
        AArch64.Abort(memaddrdesc.fault);
    else
        constant AccessDescriptor accdesc = if iswrite then waccdesc else raccdesc;
        HandleExternalAbort(memstatus, iswrite, memaddrdesc, B, accdesc);

if memcpy.stage == MOPSStage\_Prologue then
    PSTATE.<N,Z,C,V> = memcpy.nzcv;

```

CPYPWT, CPYMW, CPYEWT

Memory copy, writes unprivileged

These instructions copy a requested number of bytes in memory from a source address to a destination address. The prologue, main, and epilogue instructions are expected to be run in succession and to appear consecutively in memory: CPYPWT, then CPYMW, and then CPYEWT.

CPYPWT performs some preconditioning of the arguments suitable for using the CPYMW instruction, and copies an IMPLEMENTATION DEFINED portion of the requested number of bytes. CPYMW copies a further IMPLEMENTATION DEFINED portion of the remaining bytes. CPYEWT copies any final remaining bytes.

Note

The ability to copy an IMPLEMENTATION DEFINED number of bytes allows an implementation to optimize how the bytes being copied are divided between the different instructions.

For more information on exceptions specific to memory copy instructions, see [Memory Copy and Memory Set exceptions](#).

The architecture supports two algorithms for the memory copy: option A and option B. Which algorithm is used is IMPLEMENTATION DEFINED.

Note

Portable software should not assume that the choice of algorithm is constant.

For CPYPWT:

- If $X_n < 63:55 > \neq 00000000$, the copy size X_n is saturated to $0x007FFFFFFFFFFFFFFF$.
- After saturation is performed, the direction of the memory copy is based on the following:
 - If $(X_s > X_d)$ and $(X_d + \text{saturated copy size}) > X_s$, then the direction is forward.
 - If $(X_s < X_d)$ and $(X_s + \text{saturated copy size}) > X_d$, then the direction is backward.
 - Otherwise, the direction is an IMPLEMENTATION DEFINED choice between forward and backward.

On completion of CPYPWT, option A:

- $PSTATE.\{N,Z,C,V\}$ are set to $\{0,0,0,0\}$.
- If the copy is in the forward direction, then:
 - X_n holds -1 times the number of bytes in the saturated copy size remaining to be copied.
 - X_s holds the original $X_s + \text{saturated copy size}$.
 - X_d holds the original $X_d + \text{saturated copy size}$.
- If the copy is in the backward direction, then:
 - X_n holds the number of bytes in the saturated copy size remaining to be copied.
 - X_s and X_d are unchanged.

On completion of CPYPWT, option B:

- If the copy is in the forward direction, then:
 - X_n holds the number of bytes in the saturated copy size remaining to be copied.
 - X_s holds the lowest address that has not been copied from.
 - X_d holds the lowest address that has not been copied to.
 - $PSTATE.\{N,Z,C,V\}$ are set to $\{0,0,1,0\}$.
- If the copy is in the backward direction, then:
 - X_n holds the number of bytes in the saturated copy size remaining to be copied.
 - X_s holds the highest address that has not been copied from + 1.
 - X_d holds the highest address that has not been copied to + 1.
 - $PSTATE.\{N,Z,C,V\}$ are set to $\{1,0,1,0\}$.

For CPYMW, option A, when $PSTATE.C = 0$:

- X_n holds a signed 64-bit integer.
- If the copy is in the forward direction (X_n holds a negative number), then:
 - X_n holds -1 times the number of bytes remaining to be copied.
 - X_s holds the lowest address to be copied from - X_n .
 - X_d holds the lowest address to be copied to - X_n .
 - On completion of the instruction, X_n holds -1 times the number of bytes remaining to be copied.
- If the copy is in the backward direction (X_n holds a positive number), then:
 - X_n holds the number of bytes remaining to be copied.
 - X_s holds the highest address to be copied from + 1 - X_n .
 - X_d holds the highest address to be copied to + 1 - X_n .
 - On completion of the instruction, X_n holds the number of bytes remaining to be copied.

For CPYMW, option B, when $PSTATE.C = 1$:

- X_n holds the number of bytes remaining to be copied.
- If the copy is in the forward direction ($PSTATE.N == 0$), then:

- Xs holds the lowest address to be copied from.
- Xd holds the lowest address to be copied to.
- On completion of the instruction:
 - Xn holds the number of bytes remaining to be copied.
 - Xs holds the lowest address that has not been copied from.
 - Xd holds the lowest address that has not been copied to.
- If the copy is in the backward direction (PSTATE.N == 1), then:
 - Xs holds the highest address to be copied from + 1.
 - Xd holds the highest address to be copied to + 1.
 - On completion of the instruction:
 - Xn holds the number of bytes remaining to be copied.
 - Xs holds the highest address that has not been copied from + 1.
 - Xd holds the highest address that has not been copied to + 1.

For CPYEWT, option A, when PSTATE.C = 0:

- Xn holds a signed 64-bit integer.
- If the copy is in the forward direction (Xn holds a negative number), then:
 - Xn holds -1 times the number of bytes remaining to be copied.
 - Xs holds the lowest address to be copied from - Xn.
 - Xd holds the lowest address to be copied to - Xn.
 - On completion of the instruction, Xn holds 0.
- If the copy is in the backward direction (Xn holds a positive number), then:
 - Xn holds the number of bytes remaining to be copied.
 - Xs holds the highest address to be copied from + 1 - Xn.
 - Xd holds the highest address to be copied to + 1 - Xn.
 - On completion of the instruction, Xn holds 0.

For CPYEWT, option B, when PSTATE.C = 1:

- Xn holds the number of bytes remaining to be copied.
- If the copy is in the forward direction (PSTATE.N == 0), then:
 - Xs holds the lowest address to be copied from.
 - Xd holds the lowest address to be copied to.
 - On completion of the instruction:
 - Xn holds 0.
 - Xs holds the lowest address that has not been copied from.
 - Xd holds the lowest address that has not been copied to.
- If the copy is in the backward direction (PSTATE.N == 1), then:
 - Xs holds the highest address to be copied from.
 - Xd holds the highest address to be copied to.
 - On completion of the instruction:
 - Xn holds 0.
 - Xs holds the highest address that has not been copied from + 1.
 - Xd holds the highest address that has not been copied to + 1.

Explicit Memory Write effects produced by the instruction behave as if the instruction was executed at EL0 if the *Effective value* of PSTATE.UAO is 0 and either:

- The instruction is executed at EL1.
- The instruction is executed at EL2 when the *Effective value* of HCR_EL2.{E2H, TGE} is {1, 1}.

Otherwise, the Explicit Memory Write effects operate with the restrictions determined by the Exception level at which the instruction is executed.

Integer

(FEAT_MOPS)

31	30	29	28	27	26	25	24	23	22	21	20	19	18	17	16	15	14	13	12	11	10	9	8	7	6	5	4	3	2	1	0
sz		0	1	1	1	0	1	op1		0	Rs					0	0	0	1	0	1	Rn					Rd				
o0										op2																					

Encoding for the Prologue variant

Applies when (op1 == 00)

```
CPYPWT [<Xd>]!, [<Xs>]!, <Xn>!
```

Encoding for the Main variant

Applies when (op1 == 01)

```
CPYMWWT [<Xd>]!, [<Xs>]!, <Xn>!
```

Encoding for the Epilogue variant

Applies when (op1 == 10)

```
CPYEWWT [<Xd>]!, [<Xs>]!, <Xn>!
```

Decode for all variants of this encoding

```
if !IsFeatureImplemented(FEAT_MOPS) || sz != '00' then EndOfDecode(Decode_UNDEF);  
  
CPYParams memcpy;  
memcpy.d = UInt(Rd);  
memcpy.s = UInt(Rs);  
memcpy.n = UInt(Rn);  
constant bits(4) options = op2;  
constant boolean rnontemporal = options<3> == '1';  
constant boolean wnontemporal = options<2> == '1';  
case op1 of  
  when '00' memcpy.stage = MOPSStage_Prologue;  
  when '01' memcpy.stage = MOPSStage_Main;  
  when '10' memcpy.stage = MOPSStage_Epilogue;  
  otherwise SEE "Memory Copy and Memory Set";
```

For information about the CONSTRAINED UNPREDICTABLE behavior of this instruction, see *Architectural Constraints on UNPREDICTABLE behaviors*, and particularly *Memory Copy and Memory Set CPY** and *Crossing a page boundary with different memory types or Shareability attributes*.

Assembler Symbols

<Xd>	<p>For the "Prologue" variant: is the 64-bit name of the general-purpose register that holds the destination address and is updated by the instruction, encoded in the "Rd" field.</p> <p>For the "Epilogue" and "Main" variants: is the 64-bit name of the general-purpose register that holds an encoding of the destination address, encoded in the "Rd" field.</p>
<Xs>	<p>For the "Prologue" variant: is the 64-bit name of the general-purpose register that holds the source address and is updated by the instruction, encoded in the "Rs" field.</p> <p>For the "Epilogue" and "Main" variants: is the 64-bit name of the general-purpose register that holds an encoding of the source address, encoded in the "Rs" field.</p>
<Xn>	<p>For the "Prologue" variant: is the 64-bit name of the general-purpose register that holds the number of bytes to be transferred and is updated by the instruction to encode the remaining size and destination, encoded in the "Rn" field.</p> <p>For the "Main" variant: is the 64-bit name of the general-purpose register that holds an encoding of the number of bytes to be transferred, encoded in the "Rn" field.</p> <p>For the "Epilogue" variant: is the 64-bit name of the general-purpose register that holds an encoding of the number of bytes to be transferred and is set to zero on completion of the instruction, encoded in the "Rn" field.</p>


```

CheckMOPSEnabled();

CheckCPYConstrainedUnpredictable(memcpy.n, memcpy.d, memcpy.s);

memcpy.nzcv      = PSTATE.<N,Z,C,V>;
memcpy.toaddress = X[memcpy.d, 64];
memcpy.fromaddress = X[memcpy.s, 64];

if memcpy.stage == MOPSTage Prologue then
    memcpy.cpyssize = UInt(X[memcpy.n, 64]);
else
    memcpy.cpyssize = SInt(X[memcpy.n, 64]);

memcpy.implements_option_a = CPYOptionA();

constant boolean rprivileged = (if options<1> == '1' then AArch64.IsUnprivAccessPriv()
                                else PSTATE.EL != EL0);
constant boolean wprivileged = (if options<0> == '1' then AArch64.IsUnprivAccessPriv()
                                else PSTATE.EL != EL0);

constant AccessDescriptor raccdesc = CreateAccDescMOPS(MemOp\_LOAD, rprivileged, rnontemporal);
constant AccessDescriptor waccdesc = CreateAccDescMOPS(MemOp\_STORE, wprivileged, wnontemporal);

if memcpy.stage == MOPSTage Prologue then
    if memcpy.cpyssize > ArchMaxMOPSCPYSize then
        memcpy.cpyssize = ArchMaxMOPSCPYSize;

    memcpy.forward = IsMemCpyForward(memcpy);

    if memcpy.implements_option_a then
        memcpy.nzcv = '0000';
        if memcpy.forward then
            // Copy in the forward direction offsets the arguments.
            memcpy.toaddress = memcpy.toaddress + memcpy.cpyssize;
            memcpy.fromaddress = memcpy.fromaddress + memcpy.cpyssize;
            memcpy.cpyssize = 0 - memcpy.cpyssize;
        else
            if !memcpy.forward then
                // Copy in the reverse direction offsets the arguments.
                memcpy.toaddress = memcpy.toaddress + memcpy.cpyssize;
                memcpy.fromaddress = memcpy.fromaddress + memcpy.cpyssize;
                memcpy.nzcv = '1010';
            else
                memcpy.nzcv = '0010';

memcpy.stagecpyssize = MemCpyStageSize(memcpy);

if memcpy.stage != MOPSTage Prologue then
    memcpy.forward = memcpy.cpyssize < 0 || (!memcpy.implements_option_a && memcpy.nzcv<3> == '0');
    CheckMemCpyParams(memcpy, options);

integer copied;
boolean iswrite;
AddressDescriptor memaddrdesc;
PhysMemRetStatus memstatus;
boolean fault = FALSE;
MOPSBlockSize B;

if memcpy.implements_option_a then
    while memcpy.stagecpyssize != 0 && !fault do
        // IMP DEF selection of the block size that is worked on. While many
        // implementations might make this constant, that is not assumed.
        B = CPYSizeChoice(memcpy);

        if memcpy.forward then
            assert B <= -1 * memcpy.stagecpyssize;
            (copied, iswrite, memaddrdesc, memstatus) = MemCpyBytes(
                memcpy.toaddress + memcpy.cpyssize,
                memcpy.fromaddress + memcpy.cpyssize,
                memcpy.forward, B,

```

```

        raccdesc, waccdesc);

    if copied != B then
        fault = TRUE;
    else
        memcpy.cpyssize = memcpy.cpyssize + B;
        memcpy.stagecpyssize = memcpy.stagecpyssize + B;

else
    assert B <= memcpy.stagecpyssize;
    memcpy.cpyssize = memcpy.cpyssize - B;
    memcpy.stagecpyssize = memcpy.stagecpyssize - B;

    (copied, iswrite, memaddrdesc, memstatus) = MemCpyBytes(
        memcpy.toaddress + memcpy.cpyssize,
        memcpy.fromaddress + memcpy.cpyssize,
        memcpy.forward, B, raccdesc,
        waccdesc);

    if copied != B then
        fault = TRUE;
        memcpy.cpyssize = memcpy.cpyssize + B;
        memcpy.stagecpyssize = memcpy.stagecpyssize + B;

else
    while memcpy.stagecpyssize > 0 && !fault do
        // IMP DEF selection of the block size that is worked on. While many
        // implementations might make this constant, that is not assumed.
        B = CPYSizeChoice(memcpy);
        assert B <= memcpy.stagecpyssize;

        if memcpy.forward then
            (copied, iswrite, memaddrdesc, memstatus) = MemCpyBytes(memcpy.toaddress,
                memcpy.fromaddress,
                memcpy.forward, B,
                raccdesc, waccdesc);

            if copied != B then
                fault = TRUE;
            else
                memcpy.fromaddress = memcpy.fromaddress + B;
                memcpy.toaddress = memcpy.toaddress + B;

        else
            (copied, iswrite, memaddrdesc, memstatus) = MemCpyBytes(memcpy.toaddress - B,
                memcpy.fromaddress - B,
                memcpy.forward, B,
                raccdesc, waccdesc);

            if copied != B then
                fault = TRUE;
            else
                memcpy.fromaddress = memcpy.fromaddress - B;
                memcpy.toaddress = memcpy.toaddress - B;

        if !fault then
            memcpy.cpyssize = memcpy.cpyssize - B;
            memcpy.stagecpyssize = memcpy.stagecpyssize - B;

UpdateCpyRegisters(memcpy, fault, copied);

if fault then
    if IsFault(memaddrdesc) then
        AArch64.Abort(memaddrdesc.fault);
    else
        constant AccessDescriptor accdesc = if iswrite then waccdesc else raccdesc;
        HandleExternalAbort(memstatus, iswrite, memaddrdesc, B, accdesc);

if memcpy.stage == MOPSSStage\_Prologue then
    PSTATE.<N,Z,C,V> = memcpy.nzcv;

```

CPYPWTN, CPYMWTN, CPYEWTN

Memory copy, writes unprivileged, reads and writes non-temporal

These instructions copy a requested number of bytes in memory from a source address to a destination address. The prologue, main, and epilogue instructions are expected to be run in succession and to appear consecutively in memory: CPYPWTN, then CPYMWTN, and then CPYEWTN.

CPYPWTN performs some preconditioning of the arguments suitable for using the CPYMWTN instruction, and copies an IMPLEMENTATION DEFINED portion of the requested number of bytes. CPYMWTN copies a further IMPLEMENTATION DEFINED portion of the remaining bytes. CPYEWTN copies any final remaining bytes.

Note

The ability to copy an IMPLEMENTATION DEFINED number of bytes allows an implementation to optimize how the bytes being copied are divided between the different instructions.

For more information on exceptions specific to memory copy instructions, see [Memory Copy and Memory Set exceptions](#).

The architecture supports two algorithms for the memory copy: option A and option B. Which algorithm is used is IMPLEMENTATION DEFINED.

Note

Portable software should not assume that the choice of algorithm is constant.

For CPYPWTN:

- If $X_n < 63:55 > \neq 000000000$, the copy size X_n is saturated to $0x007FFFFFFFFFFFFFFF$.
- After saturation is performed, the direction of the memory copy is based on the following:
 - If $(X_s > X_d)$ and $(X_d + \text{saturated copy size}) > X_s$, then the direction is forward.
 - If $(X_s < X_d)$ and $(X_s + \text{saturated copy size}) > X_d$, then the direction is backward.
 - Otherwise, the direction is an IMPLEMENTATION DEFINED choice between forward and backward.

On completion of CPYPWTN, option A:

- $PSTATE.\{N,Z,C,V\}$ are set to $\{0,0,0,0\}$.
- If the copy is in the forward direction, then:
 - X_n holds -1 times the number of bytes in the saturated copy size remaining to be copied.
 - X_s holds the original $X_s + \text{saturated copy size}$.
 - X_d holds the original $X_d + \text{saturated copy size}$.
- If the copy is in the backward direction, then:
 - X_n holds the number of bytes in the saturated copy size remaining to be copied.
 - X_s and X_d are unchanged.

On completion of CPYPWTN, option B:

- If the copy is in the forward direction, then:
 - X_n holds the number of bytes in the saturated copy size remaining to be copied.
 - X_s holds the lowest address that has not been copied from.
 - X_d holds the lowest address that has not been copied to.
 - $PSTATE.\{N,Z,C,V\}$ are set to $\{0,0,1,0\}$.
- If the copy is in the backward direction, then:
 - X_n holds the number of bytes in the saturated copy size remaining to be copied.
 - X_s holds the highest address that has not been copied from + 1.
 - X_d holds the highest address that has not been copied to + 1.
 - $PSTATE.\{N,Z,C,V\}$ are set to $\{1,0,1,0\}$.

For CPYMWTN, option A, when $PSTATE.C = 0$:

- X_n holds a signed 64-bit integer.
- If the copy is in the forward direction (X_n holds a negative number), then:
 - X_n holds -1 times the number of bytes remaining to be copied.
 - X_s holds the lowest address to be copied from - X_n .
 - X_d holds the lowest address to be copied to - X_n .
 - On completion of the instruction, X_n holds -1 times the number of bytes remaining to be copied.
- If the copy is in the backward direction (X_n holds a positive number), then:
 - X_n holds the number of bytes remaining to be copied.
 - X_s holds the highest address to be copied from + 1 - X_n .
 - X_d holds the highest address to be copied to + 1 - X_n .
 - On completion of the instruction, X_n holds the number of bytes remaining to be copied.

For CPYMWTN, option B, when $PSTATE.C = 1$:

- X_n holds the number of bytes remaining to be copied.
- If the copy is in the forward direction ($PSTATE.N == 0$), then:

- Xs holds the lowest address to be copied from.
- Xd holds the lowest address to be copied to.
- On completion of the instruction:
 - Xn holds the number of bytes remaining to be copied.
 - Xs holds the lowest address that has not been copied from.
 - Xd holds the lowest address that has not been copied to.
- If the copy is in the backward direction (PSTATE.N == 1), then:
 - Xs holds the highest address to be copied from + 1.
 - Xd holds the highest address to be copied to + 1.
 - On completion of the instruction:
 - Xn holds the number of bytes remaining to be copied.
 - Xs holds the highest address that has not been copied from + 1.
 - Xd holds the highest address that has not been copied to + 1.

For CPYEWTN, option A, when PSTATE.C = 0:

- Xn holds a signed 64-bit integer.
- If the copy is in the forward direction (Xn holds a negative number), then:
 - Xn holds -1 times the number of bytes remaining to be copied.
 - Xs holds the lowest address to be copied from - Xn.
 - Xd holds the lowest address to be copied to - Xn.
 - On completion of the instruction, Xn holds 0.
- If the copy is in the backward direction (Xn holds a positive number), then:
 - Xn holds the number of bytes remaining to be copied.
 - Xs holds the highest address to be copied from + 1 - Xn.
 - Xd holds the highest address to be copied to + 1 - Xn.
 - On completion of the instruction, Xn holds 0.

For CPYEWTN, option B, when PSTATE.C = 1:

- Xn holds the number of bytes remaining to be copied.
- If the copy is in the forward direction (PSTATE.N == 0), then:
 - Xs holds the lowest address to be copied from.
 - Xd holds the lowest address to be copied to.
 - On completion of the instruction:
 - Xn holds 0.
 - Xs holds the lowest address that has not been copied from.
 - Xd holds the lowest address that has not been copied to.
- If the copy is in the backward direction (PSTATE.N == 1), then:
 - Xs holds the highest address to be copied from.
 - Xd holds the highest address to be copied to.
 - On completion of the instruction:
 - Xn holds 0.
 - Xs holds the highest address that has not been copied from + 1.
 - Xd holds the highest address that has not been copied to + 1.

Explicit Memory Write effects produced by the instruction behave as if the instruction was executed at EL0 if the *Effective value* of PSTATE.UAO is 0 and either:

- The instruction is executed at EL1.
- The instruction is executed at EL2 when the *Effective value* of HCR_EL2.{E2H, TGE} is {1, 1}.

Otherwise, the Explicit Memory Write effects operate with the restrictions determined by the Exception level at which the instruction is executed.

Integer

(FEAT_MOPS)

31	30	29	28	27	26	25	24	23	22	21	20	19	18	17	16	15	14	13	12	11	10	9	8	7	6	5	4	3	2	1	0	
sz		0	1	1	1	0	1	op1		0	Rs					1	1	0	1	0		1	Rn					Rd				
o0										op2																						

Encoding for the Prologue variant

Applies when (op1 == 00)

```
CPYPWTN [<Xd>]!, [<Xs>]!, <Xn>!
```

Encoding for the Main variant

Applies when (op1 == 01)

```
CPYMWTN [<Xd>]!, [<Xs>]!, <Xn>!
```

Encoding for the Epilogue variant

Applies when (op1 == 10)

```
CPYEWTN [<Xd>]!, [<Xs>]!, <Xn>!
```

Decode for all variants of this encoding

```
if !IsFeatureImplemented(FEAT_MOPS) || sz != '00' then EndOfDecode(Decode_UNDEF);  
  
CPYParams memcpy;  
memcpy.d = UInt(Rd);  
memcpy.s = UInt(Rs);  
memcpy.n = UInt(Rn);  
constant bits(4) options = op2;  
constant boolean rnontemporal = options<3> == '1';  
constant boolean wnontemporal = options<2> == '1';  
case op1 of  
  when '00' memcpy.stage = MOPSStage_Prologue;  
  when '01' memcpy.stage = MOPSStage_Main;  
  when '10' memcpy.stage = MOPSStage_Epilogue;  
  otherwise SEE "Memory Copy and Memory Set";
```

For information about the CONSTRAINED UNPREDICTABLE behavior of this instruction, see *Architectural Constraints on UNPREDICTABLE behaviors*, and particularly *Memory Copy and Memory Set CPY** and *Crossing a page boundary with different memory types or Shareability attributes*.

Assembler Symbols

- | | |
|-------------------|--|
| <Xd> | For the "Prologue" variant: is the 64-bit name of the general-purpose register that holds the destination address and is updated by the instruction, encoded in the "Rd" field.

For the "Epilogue" and "Main" variants: is the 64-bit name of the general-purpose register that holds an encoding of the destination address, encoded in the "Rd" field. |
| <Xs> | For the "Prologue" variant: is the 64-bit name of the general-purpose register that holds the source address and is updated by the instruction, encoded in the "Rs" field.

For the "Epilogue" and "Main" variants: is the 64-bit name of the general-purpose register that holds an encoding of the source address, encoded in the "Rs" field. |
| <Xn> | For the "Prologue" variant: is the 64-bit name of the general-purpose register that holds the number of bytes to be transferred and is updated by the instruction to encode the remaining size and destination, encoded in the "Rn" field.

For the "Main" variant: is the 64-bit name of the general-purpose register that holds an encoding of the number of bytes to be transferred, encoded in the "Rn" field.

For the "Epilogue" variant: is the 64-bit name of the general-purpose register that holds an encoding of the number of bytes to be transferred and is set to zero on completion of the instruction, encoded in the "Rn" field. |


```

CheckMOPSEnabled();

CheckCPYConstrainedUnpredictable(memcpy.n, memcpy.d, memcpy.s);

memcpy.nzcv      = PSTATE.<N,Z,C,V>;
memcpy.toaddress  = X[memcpy.d, 64];
memcpy.fromaddress = X[memcpy.s, 64];

if memcpy.stage == MOPSTage Prologue then
    memcpy.cpy_size = UInt(X[memcpy.n, 64]);
else
    memcpy.cpy_size = SInt(X[memcpy.n, 64]);

memcpy.implements_option_a = CPYOptionA();

constant boolean rprivileged = (if options<1> == '1' then AArch64.IsUnprivAccessPriv()
                                else PSTATE.EL != EL0);
constant boolean wprivileged = (if options<0> == '1' then AArch64.IsUnprivAccessPriv()
                                else PSTATE.EL != EL0);

constant AccessDescriptor raccdesc = CreateAccDescMOPS(MemOp\_LOAD, rprivileged, rnontemporal);
constant AccessDescriptor waccdesc = CreateAccDescMOPS(MemOp\_STORE, wprivileged, wnontemporal);

if memcpy.stage == MOPSTage Prologue then
    if memcpy.cpy_size > ArchMaxMOPSCPYSize then
        memcpy.cpy_size = ArchMaxMOPSCPYSize;

    memcpy.forward = IsMemCpyForward(memcpy);

    if memcpy.implements_option_a then
        memcpy.nzcv = '0000';
        if memcpy.forward then
            // Copy in the forward direction offsets the arguments.
            memcpy.toaddress  = memcpy.toaddress  + memcpy.cpy_size;
            memcpy.fromaddress = memcpy.fromaddress + memcpy.cpy_size;
            memcpy.cpy_size   = 0 - memcpy.cpy_size;
        else
            if !memcpy.forward then
                // Copy in the reverse direction offsets the arguments.
                memcpy.toaddress  = memcpy.toaddress  + memcpy.cpy_size;
                memcpy.fromaddress = memcpy.fromaddress + memcpy.cpy_size;
                memcpy.nzcv = '1010';
            else
                memcpy.nzcv = '0010';

memcpy.stagecpy_size = MemCpyStageSize(memcpy);

if memcpy.stage != MOPSTage Prologue then
    memcpy.forward = memcpy.cpy_size < 0 || (!memcpy.implements_option_a && memcpy.nzcv<3> == '0');
    CheckMemCpyParams(memcpy, options);

integer copied;
boolean iswrite;
AddressDescriptor memaddrdesc;
PhysMemRetStatus memstatus;
boolean fault = FALSE;
MOPSBlockSize B;

if memcpy.implements_option_a then
    while memcpy.stagecpy_size != 0 && !fault do
        // IMP DEF selection of the block size that is worked on. While many
        // implementations might make this constant, that is not assumed.
        B = CPYSizeChoice(memcpy);

        if memcpy.forward then
            assert B <= -1 * memcpy.stagecpy_size;
            (copied, iswrite, memaddrdesc, memstatus) = MemCpyBytes(
                memcpy.toaddress + memcpy.cpy_size,
                memcpy.fromaddress + memcpy.cpy_size,
                memcpy.forward, B,

```

```

        raccdesc, waccdesc);

    if copied != B then
        fault = TRUE;
    else
        memcpy.cpyssize = memcpy.cpyssize + B;
        memcpy.stagecpyssize = memcpy.stagecpyssize + B;

else
    assert B <= memcpy.stagecpyssize;
    memcpy.cpyssize = memcpy.cpyssize - B;
    memcpy.stagecpyssize = memcpy.stagecpyssize - B;

    (copied, iswrite, memaddrdesc, memstatus) = MemCpyBytes(
        memcpy.toaddress + memcpy.cpyssize,
        memcpy.fromaddress + memcpy.cpyssize,
        memcpy.forward, B, raccdesc,
        waccdesc);

    if copied != B then
        fault = TRUE;
        memcpy.cpyssize = memcpy.cpyssize + B;
        memcpy.stagecpyssize = memcpy.stagecpyssize + B;

else
    while memcpy.stagecpyssize > 0 && !fault do
        // IMP DEF selection of the block size that is worked on. While many
        // implementations might make this constant, that is not assumed.
        B = CPYSizeChoice(memcpy);
        assert B <= memcpy.stagecpyssize;

        if memcpy.forward then
            (copied, iswrite, memaddrdesc, memstatus) = MemCpyBytes(memcpy.toaddress,
                memcpy.fromaddress,
                memcpy.forward, B,
                raccdesc, waccdesc);

            if copied != B then
                fault = TRUE;
            else
                memcpy.fromaddress = memcpy.fromaddress + B;
                memcpy.toaddress = memcpy.toaddress + B;
        else
            (copied, iswrite, memaddrdesc, memstatus) = MemCpyBytes(memcpy.toaddress - B,
                memcpy.fromaddress - B,
                memcpy.forward, B,
                raccdesc, waccdesc);

            if copied != B then
                fault = TRUE;
            else
                memcpy.fromaddress = memcpy.fromaddress - B;
                memcpy.toaddress = memcpy.toaddress - B;

        if !fault then
            memcpy.cpyssize = memcpy.cpyssize - B;
            memcpy.stagecpyssize = memcpy.stagecpyssize - B;

UpdateCpyRegisters(memcpy, fault, copied);

if fault then
    if IsFault(memaddrdesc) then
        AArch64.Abort(memaddrdesc.fault);
    else
        constant AccessDescriptor accdesc = if iswrite then waccdesc else raccdesc;
        HandleExternalAbort(memstatus, iswrite, memaddrdesc, B, accdesc);

if memcpy.stage == MOPSTage\_Prologue then
    PSTATE.<N,Z,C,V> = memcpy.nzcv;

```

CPYPWTRN, CPYMWTRN, CPYEWTRN

Memory copy, writes unprivileged, reads non-temporal

These instructions copy a requested number of bytes in memory from a source address to a destination address. The prologue, main, and epilogue instructions are expected to be run in succession and to appear consecutively in memory: CPYPWTRN, then CPYMWTRN, and then CPYEWTRN. CPYPWTRN performs some preconditioning of the arguments suitable for using the CPYMWTRN instruction, and copies an IMPLEMENTATION DEFINED portion of the requested number of bytes. CPYMWTRN copies a further IMPLEMENTATION DEFINED portion of the remaining bytes. CPYEWTRN copies any final remaining bytes.

Note

The ability to copy an IMPLEMENTATION DEFINED number of bytes allows an implementation to optimize how the bytes being copied are divided between the different instructions.

For more information on exceptions specific to memory copy instructions, see [Memory Copy and Memory Set exceptions](#).

The architecture supports two algorithms for the memory copy: option A and option B. Which algorithm is used is IMPLEMENTATION DEFINED.

Note

Portable software should not assume that the choice of algorithm is constant.

For CPYPWTRN:

- If $X_n < 63:55 > \neq 00000000$, the copy size X_n is saturated to $0x007FFFFFFFFFFFFFFF$.
- After saturation is performed, the direction of the memory copy is based on the following:
 - If $(X_s > X_d)$ and $(X_d + \text{saturated copy size}) > X_s$, then the direction is forward.
 - If $(X_s < X_d)$ and $(X_s + \text{saturated copy size}) > X_d$, then the direction is backward.
 - Otherwise, the direction is an IMPLEMENTATION DEFINED choice between forward and backward.

On completion of CPYPWTRN, option A:

- $PSTATE.\{N,Z,C,V\}$ are set to $\{0,0,0,0\}$.
- If the copy is in the forward direction, then:
 - X_n holds -1 times the number of bytes in the saturated copy size remaining to be copied.
 - X_s holds the original $X_s + \text{saturated copy size}$.
 - X_d holds the original $X_d + \text{saturated copy size}$.
- If the copy is in the backward direction, then:
 - X_n holds the number of bytes in the saturated copy size remaining to be copied.
 - X_s and X_d are unchanged.

On completion of CPYPWTRN, option B:

- If the copy is in the forward direction, then:
 - X_n holds the number of bytes in the saturated copy size remaining to be copied.
 - X_s holds the lowest address that has not been copied from.
 - X_d holds the lowest address that has not been copied to.
 - $PSTATE.\{N,Z,C,V\}$ are set to $\{0,0,1,0\}$.
- If the copy is in the backward direction, then:
 - X_n holds the number of bytes in the saturated copy size remaining to be copied.
 - X_s holds the highest address that has not been copied from + 1.
 - X_d holds the highest address that has not been copied to + 1.
 - $PSTATE.\{N,Z,C,V\}$ are set to $\{1,0,1,0\}$.

For CPYMWTRN, option A, when $PSTATE.C = 0$:

- X_n holds a signed 64-bit integer.
- If the copy is in the forward direction (X_n holds a negative number), then:
 - X_n holds -1 times the number of bytes remaining to be copied.
 - X_s holds the lowest address to be copied from - X_n .
 - X_d holds the lowest address to be copied to - X_n .
 - On completion of the instruction, X_n holds -1 times the number of bytes remaining to be copied.
- If the copy is in the backward direction (X_n holds a positive number), then:
 - X_n holds the number of bytes remaining to be copied.
 - X_s holds the highest address to be copied from + 1 - X_n .
 - X_d holds the highest address to be copied to + 1 - X_n .
 - On completion of the instruction, X_n holds the number of bytes remaining to be copied.

For CPYMWTRN, option B, when $PSTATE.C = 1$:

- X_n holds the number of bytes remaining to be copied.
- If the copy is in the forward direction ($PSTATE.N == 0$), then:

- Xs holds the lowest address to be copied from.
- Xd holds the lowest address to be copied to.
- On completion of the instruction:
 - Xn holds the number of bytes remaining to be copied.
 - Xs holds the lowest address that has not been copied from.
 - Xd holds the lowest address that has not been copied to.
- If the copy is in the backward direction (PSTATE.N == 1), then:
 - Xs holds the highest address to be copied from + 1.
 - Xd holds the highest address to be copied to + 1.
 - On completion of the instruction:
 - Xn holds the number of bytes remaining to be copied.
 - Xs holds the highest address that has not been copied from + 1.
 - Xd holds the highest address that has not been copied to + 1.

For CPYEWTRN, option A, when PSTATE.C = 0:

- Xn holds a signed 64-bit integer.
- If the copy is in the forward direction (Xn holds a negative number), then:
 - Xn holds -1 times the number of bytes remaining to be copied.
 - Xs holds the lowest address to be copied from - Xn.
 - Xd holds the lowest address to be copied to - Xn.
 - On completion of the instruction, Xn holds 0.
- If the copy is in the backward direction (Xn holds a positive number), then:
 - Xn holds the number of bytes remaining to be copied.
 - Xs holds the highest address to be copied from + 1 - Xn.
 - Xd holds the highest address to be copied to + 1 - Xn.
 - On completion of the instruction, Xn holds 0.

For CPYEWTRN, option B, when PSTATE.C = 1:

- Xn holds the number of bytes remaining to be copied.
- If the copy is in the forward direction (PSTATE.N == 0), then:
 - Xs holds the lowest address to be copied from.
 - Xd holds the lowest address to be copied to.
 - On completion of the instruction:
 - Xn holds 0.
 - Xs holds the lowest address that has not been copied from.
 - Xd holds the lowest address that has not been copied to.
- If the copy is in the backward direction (PSTATE.N == 1), then:
 - Xs holds the highest address to be copied from.
 - Xd holds the highest address to be copied to.
 - On completion of the instruction:
 - Xn holds 0.
 - Xs holds the highest address that has not been copied from + 1.
 - Xd holds the highest address that has not been copied to + 1.

Explicit Memory Write effects produced by the instruction behave as if the instruction was executed at EL0 if the *Effective value* of PSTATE.UAO is 0 and either:

- The instruction is executed at EL1.
- The instruction is executed at EL2 when the *Effective value* of HCR_EL2.{E2H, TGE} is {1, 1}.

Otherwise, the Explicit Memory Write effects operate with the restrictions determined by the Exception level at which the instruction is executed.

Integer

(FEAT_MOPS)

31	30	29	28	27	26	25	24	23	22	21	20	19	18	17	16	15	14	13	12	11	10	9	8	7	6	5	4	3	2	1	0										
sz		0		1		1		1		0		1		op1		0		Rs				1		0		0		1		0		1		Rn				Rd			
o0																op2																									

Encoding for the Prologue variant

Applies when (op1 == 00)

```
CPYPWTRN [<Xd>]!, [<Xs>]!, <Xn>!
```

Encoding for the Main variant

Applies when (op1 == 01)

```
CPYMWTRN [<Xd>]!, [<Xs>]!, <Xn>!
```

Encoding for the Epilogue variant

Applies when (op1 == 10)

```
CPYEWTRN [<Xd>]!, [<Xs>]!, <Xn>!
```

Decode for all variants of this encoding

```
if !IsFeatureImplemented(FEAT_MOPS) || sz != '00' then EndOfDecode(Decode_UNDEF);  
  
CPYParams memcpy;  
memcpy.d = UInt(Rd);  
memcpy.s = UInt(Rs);  
memcpy.n = UInt(Rn);  
constant bits(4) options = op2;  
constant boolean rnontemporal = options<3> == '1';  
constant boolean wnontemporal = options<2> == '1';  
case op1 of  
  when '00' memcpy.stage = MOPSStage_Prologue;  
  when '01' memcpy.stage = MOPSStage_Main;  
  when '10' memcpy.stage = MOPSStage_Epilogue;  
  otherwise SEE "Memory Copy and Memory Set";
```

For information about the CONSTRAINED UNPREDICTABLE behavior of this instruction, see *Architectural Constraints on UNPREDICTABLE behaviors*, and particularly *Memory Copy and Memory Set CPY** and *Crossing a page boundary with different memory types or Shareability attributes*.

Assembler Symbols

- | | |
|-------------------|--|
| <Xd> | For the "Prologue" variant: is the 64-bit name of the general-purpose register that holds the destination address and is updated by the instruction, encoded in the "Rd" field.

For the "Epilogue" and "Main" variants: is the 64-bit name of the general-purpose register that holds an encoding of the destination address, encoded in the "Rd" field. |
| <Xs> | For the "Prologue" variant: is the 64-bit name of the general-purpose register that holds the source address and is updated by the instruction, encoded in the "Rs" field.

For the "Epilogue" and "Main" variants: is the 64-bit name of the general-purpose register that holds an encoding of the source address, encoded in the "Rs" field. |
| <Xn> | For the "Prologue" variant: is the 64-bit name of the general-purpose register that holds the number of bytes to be transferred and is updated by the instruction to encode the remaining size and destination, encoded in the "Rn" field.

For the "Main" variant: is the 64-bit name of the general-purpose register that holds an encoding of the number of bytes to be transferred, encoded in the "Rn" field.

For the "Epilogue" variant: is the 64-bit name of the general-purpose register that holds an encoding of the number of bytes to be transferred and is set to zero on completion of the instruction, encoded in the "Rn" field. |


```

CheckMOPSEnabled();

CheckCPYConstrainedUnpredictable(memcpy.n, memcpy.d, memcpy.s);

memcpy.nzcv      = PSTATE.<N,Z,C,V>;
memcpy.toaddress = X[memcpy.d, 64];
memcpy.fromaddress = X[memcpy.s, 64];

if memcpy.stage == MOPSTage Prologue then
    memcpy.cpy_size = UInt(X[memcpy.n, 64]);
else
    memcpy.cpy_size = SInt(X[memcpy.n, 64]);

memcpy.implements_option_a = CPYOptionA();

constant boolean rprivileged = (if options<1> == '1' then AArch64.IsUnprivAccessPriv()
                                else PSTATE.EL != EL0);
constant boolean wprivileged = (if options<0> == '1' then AArch64.IsUnprivAccessPriv()
                                else PSTATE.EL != EL0);

constant AccessDescriptor raccdesc = CreateAccDescMOPS(MemOp\_LOAD, rprivileged, rnontemporal);
constant AccessDescriptor waccdesc = CreateAccDescMOPS(MemOp\_STORE, wprivileged, wnontemporal);

if memcpy.stage == MOPSTage Prologue then
    if memcpy.cpy_size > ArchMaxMOPSCPYSize then
        memcpy.cpy_size = ArchMaxMOPSCPYSize;

    memcpy.forward = IsMemCpyForward(memcpy);

    if memcpy.implements_option_a then
        memcpy.nzcv = '0000';
        if memcpy.forward then
            // Copy in the forward direction offsets the arguments.
            memcpy.toaddress = memcpy.toaddress + memcpy.cpy_size;
            memcpy.fromaddress = memcpy.fromaddress + memcpy.cpy_size;
            memcpy.cpy_size = 0 - memcpy.cpy_size;
        else
            if !memcpy.forward then
                // Copy in the reverse direction offsets the arguments.
                memcpy.toaddress = memcpy.toaddress + memcpy.cpy_size;
                memcpy.fromaddress = memcpy.fromaddress + memcpy.cpy_size;
                memcpy.nzcv = '1010';
            else
                memcpy.nzcv = '0010';

memcpy.stagecpy_size = MemCpyStageSize(memcpy);

if memcpy.stage != MOPSTage Prologue then
    memcpy.forward = memcpy.cpy_size < 0 || (!memcpy.implements_option_a && memcpy.nzcv<3> == '0');
    CheckMemCpyParams(memcpy, options);

integer copied;
boolean iswrite;
AddressDescriptor memaddrdesc;
PhysMemRetStatus memstatus;
boolean fault = FALSE;
MOPSBlockSize B;

if memcpy.implements_option_a then
    while memcpy.stagecpy_size != 0 && !fault do
        // IMP DEF selection of the block size that is worked on. While many
        // implementations might make this constant, that is not assumed.
        B = CPYSizeChoice(memcpy);

        if memcpy.forward then
            assert B <= -1 * memcpy.stagecpy_size;
            (copied, iswrite, memaddrdesc, memstatus) = MemCpyBytes(
                memcpy.toaddress + memcpy.cpy_size,
                memcpy.fromaddress + memcpy.cpy_size,
                memcpy.forward, B,

```



```

        raccdesc, waccdesc);

    if copied != B then
        fault = TRUE;
    else
        memcpy.cpyssize = memcpy.cpyssize + B;
        memcpy.stagecpyssize = memcpy.stagecpyssize + B;

else
    assert B <= memcpy.stagecpyssize;
    memcpy.cpyssize = memcpy.cpyssize - B;
    memcpy.stagecpyssize = memcpy.stagecpyssize - B;

    (copied, iswrite, memaddrdesc, memstatus) = MemCpyBytes(
        memcpy.toaddress + memcpy.cpyssize,
        memcpy.fromaddress + memcpy.cpyssize,
        memcpy.forward, B, raccdesc,
        waccdesc);

    if copied != B then
        fault = TRUE;
        memcpy.cpyssize = memcpy.cpyssize + B;
        memcpy.stagecpyssize = memcpy.stagecpyssize + B;

else
    while memcpy.stagecpyssize > 0 && !fault do
        // IMP DEF selection of the block size that is worked on. While many
        // implementations might make this constant, that is not assumed.
        B = CPYSizeChoice(memcpy);
        assert B <= memcpy.stagecpyssize;

        if memcpy.forward then
            (copied, iswrite, memaddrdesc, memstatus) = MemCpyBytes(memcpy.toaddress,
                memcpy.fromaddress,
                memcpy.forward, B,
                raccdesc, waccdesc);

            if copied != B then
                fault = TRUE;
            else
                memcpy.fromaddress = memcpy.fromaddress + B;
                memcpy.toaddress = memcpy.toaddress + B;

        else
            (copied, iswrite, memaddrdesc, memstatus) = MemCpyBytes(memcpy.toaddress - B,
                memcpy.fromaddress - B,
                memcpy.forward, B,
                raccdesc, waccdesc);

            if copied != B then
                fault = TRUE;
            else
                memcpy.fromaddress = memcpy.fromaddress - B;
                memcpy.toaddress = memcpy.toaddress - B;

        if !fault then
            memcpy.cpyssize = memcpy.cpyssize - B;
            memcpy.stagecpyssize = memcpy.stagecpyssize - B;

UpdateCpyRegisters(memcpy, fault, copied);

if fault then
    if IsFault(memaddrdesc) then
        AArch64.Abort(memaddrdesc.fault);
    else
        constant AccessDescriptor accdesc = if iswrite then waccdesc else raccdesc;
        HandleExternalAbort(memstatus, iswrite, memaddrdesc, B, accdesc);

if memcpy.stage == MOPSSStage\_Prologue then
    PSTATE.<N,Z,C,V> = memcpy.nzcv;

```

CPYPWTWN, CPYMWTWN, CPYEWTWN

Memory copy, writes unprivileged and non-temporal

These instructions copy a requested number of bytes in memory from a source address to a destination address. The prologue, main, and epilogue instructions are expected to be run in succession and to appear consecutively in memory: CPYPWTWN, then CPYMWTWN, and then CPYEWTWN. CPYPWTWN performs some preconditioning of the arguments suitable for using the CPYMWTWN instruction, and copies an IMPLEMENTATION DEFINED portion of the requested number of bytes. CPYMWTWN copies a further IMPLEMENTATION DEFINED portion of the remaining bytes. CPYEWTWN copies any final remaining bytes.

Note

The ability to copy an IMPLEMENTATION DEFINED number of bytes allows an implementation to optimize how the bytes being copied are divided between the different instructions.

For more information on exceptions specific to memory copy instructions, see [Memory Copy and Memory Set exceptions](#).

The architecture supports two algorithms for the memory copy: option A and option B. Which algorithm is used is IMPLEMENTATION DEFINED.

Note

Portable software should not assume that the choice of algorithm is constant.

For CPYPWTWN:

- If $X_n < 63:55 > \neq 00000000$, the copy size X_n is saturated to $0x007FFFFFFFFFFFFFFF$.
- After saturation is performed, the direction of the memory copy is based on the following:
 - If $(X_s > X_d)$ and $(X_d + \text{saturated copy size}) > X_s$, then the direction is forward.
 - If $(X_s < X_d)$ and $(X_s + \text{saturated copy size}) > X_d$, then the direction is backward.
 - Otherwise, the direction is an IMPLEMENTATION DEFINED choice between forward and backward.

On completion of CPYPWTWN, option A:

- $PSTATE.\{N,Z,C,V\}$ are set to $\{0,0,0,0\}$.
- If the copy is in the forward direction, then:
 - X_n holds -1 times the number of bytes in the saturated copy size remaining to be copied.
 - X_s holds the original $X_s + \text{saturated copy size}$.
 - X_d holds the original $X_d + \text{saturated copy size}$.
- If the copy is in the backward direction, then:
 - X_n holds the number of bytes in the saturated copy size remaining to be copied.
 - X_s and X_d are unchanged.

On completion of CPYPWTWN, option B:

- If the copy is in the forward direction, then:
 - X_n holds the number of bytes in the saturated copy size remaining to be copied.
 - X_s holds the lowest address that has not been copied from.
 - X_d holds the lowest address that has not been copied to.
 - $PSTATE.\{N,Z,C,V\}$ are set to $\{0,0,1,0\}$.
- If the copy is in the backward direction, then:
 - X_n holds the number of bytes in the saturated copy size remaining to be copied.
 - X_s holds the highest address that has not been copied from + 1.
 - X_d holds the highest address that has not been copied to + 1.
 - $PSTATE.\{N,Z,C,V\}$ are set to $\{1,0,1,0\}$.

For CPYMWTWN, option A, when $PSTATE.C = 0$:

- X_n holds a signed 64-bit integer.
- If the copy is in the forward direction (X_n holds a negative number), then:
 - X_n holds -1 times the number of bytes remaining to be copied.
 - X_s holds the lowest address to be copied from - X_n .
 - X_d holds the lowest address to be copied to - X_n .
 - On completion of the instruction, X_n holds -1 times the number of bytes remaining to be copied.
- If the copy is in the backward direction (X_n holds a positive number), then:
 - X_n holds the number of bytes remaining to be copied.
 - X_s holds the highest address to be copied from + 1 - X_n .
 - X_d holds the highest address to be copied to + 1 - X_n .
 - On completion of the instruction, X_n holds the number of bytes remaining to be copied.

For CPYMWTWN, option B, when $PSTATE.C = 1$:

- X_n holds the number of bytes remaining to be copied.
- If the copy is in the forward direction ($PSTATE.N == 0$), then:

- Xs holds the lowest address to be copied from.
- Xd holds the lowest address to be copied to.
- On completion of the instruction:
 - Xn holds the number of bytes remaining to be copied.
 - Xs holds the lowest address that has not been copied from.
 - Xd holds the lowest address that has not been copied to.
- If the copy is in the backward direction (PSTATE.N == 1), then:
 - Xs holds the highest address to be copied from + 1.
 - Xd holds the highest address to be copied to + 1.
 - On completion of the instruction:
 - Xn holds the number of bytes remaining to be copied.
 - Xs holds the highest address that has not been copied from + 1.
 - Xd holds the highest address that has not been copied to + 1.

For CPYEWTWN, option A, when PSTATE.C = 0:

- Xn holds a signed 64-bit integer.
- If the copy is in the forward direction (Xn holds a negative number), then:
 - Xn holds -1 times the number of bytes remaining to be copied.
 - Xs holds the lowest address to be copied from - Xn.
 - Xd holds the lowest address to be copied to - Xn.
 - On completion of the instruction, Xn holds 0.
- If the copy is in the backward direction (Xn holds a positive number), then:
 - Xn holds the number of bytes remaining to be copied.
 - Xs holds the highest address to be copied from + 1 - Xn.
 - Xd holds the highest address to be copied to + 1 - Xn.
 - On completion of the instruction, Xn holds 0.

For CPYEWTWN, option B, when PSTATE.C = 1:

- Xn holds the number of bytes remaining to be copied.
- If the copy is in the forward direction (PSTATE.N == 0), then:
 - Xs holds the lowest address to be copied from.
 - Xd holds the lowest address to be copied to.
 - On completion of the instruction:
 - Xn holds 0.
 - Xs holds the lowest address that has not been copied from.
 - Xd holds the lowest address that has not been copied to.
- If the copy is in the backward direction (PSTATE.N == 1), then:
 - Xs holds the highest address to be copied from.
 - Xd holds the highest address to be copied to.
 - On completion of the instruction:
 - Xn holds 0.
 - Xs holds the highest address that has not been copied from + 1.
 - Xd holds the highest address that has not been copied to + 1.

Explicit Memory Write effects produced by the instruction behave as if the instruction was executed at EL0 if the *Effective value* of PSTATE.UAO is 0 and either:

- The instruction is executed at EL1.
- The instruction is executed at EL2 when the *Effective value* of HCR_EL2.{E2H, TGE} is {1, 1}.

Otherwise, the Explicit Memory Write effects operate with the restrictions determined by the Exception level at which the instruction is executed.

Integer

(FEAT_MOPS)

31	30	29	28	27	26	25	24	23	22	21	20	19	18	17	16	15	14	13	12	11	10	9	8	7	6	5	4	3	2	1	0	
sz		0	1	1	1	0	1	op1		0	Rs					0	1	0	1	0		1	Rn					Rd				
o0										op2																						

Encoding for the Prologue variant

Applies when (op1 == 00)

```
CPYPWTWN [<Xd>]!, [<Xs>]!, <Xn>!
```

Encoding for the Main variant

Applies when (op1 == 01)

```
CPYMWTWN [<Xd>]!, [<Xs>]!, <Xn>!
```

Encoding for the Epilogue variant

Applies when (op1 == 10)

```
CPYEWTVN [<Xd>]!, [<Xs>]!, <Xn>!
```

Decode for all variants of this encoding

```
if !IsFeatureImplemented(FEAT_MOPS) || sz != '00' then EndOfDecode(Decode_UNDEF);  
  
CPYParams memcpy;  
memcpy.d = UInt(Rd);  
memcpy.s = UInt(Rs);  
memcpy.n = UInt(Rn);  
constant bits(4) options = op2;  
constant boolean rntemporal = options<3> == '1';  
constant boolean wntemporal = options<2> == '1';  
case op1 of  
  when '00' memcpy.stage = MOPSStage_Prologue;  
  when '01' memcpy.stage = MOPSStage_Main;  
  when '10' memcpy.stage = MOPSStage_Epilogue;  
  otherwise SEE "Memory Copy and Memory Set";
```

For information about the CONSTRAINED UNPREDICTABLE behavior of this instruction, see *Architectural Constraints on UNPREDICTABLE behaviors*, and particularly *Memory Copy and Memory Set CPY** and *Crossing a page boundary with different memory types or Shareability attributes*.

Assembler Symbols

<Xd>	<p>For the "Prologue" variant: is the 64-bit name of the general-purpose register that holds the destination address and is updated by the instruction, encoded in the "Rd" field.</p> <p>For the "Epilogue" and "Main" variants: is the 64-bit name of the general-purpose register that holds an encoding of the destination address, encoded in the "Rd" field.</p>
<Xs>	<p>For the "Prologue" variant: is the 64-bit name of the general-purpose register that holds the source address and is updated by the instruction, encoded in the "Rs" field.</p> <p>For the "Epilogue" and "Main" variants: is the 64-bit name of the general-purpose register that holds an encoding of the source address, encoded in the "Rs" field.</p>
<Xn>	<p>For the "Prologue" variant: is the 64-bit name of the general-purpose register that holds the number of bytes to be transferred and is updated by the instruction to encode the remaining size and destination, encoded in the "Rn" field.</p> <p>For the "Main" variant: is the 64-bit name of the general-purpose register that holds an encoding of the number of bytes to be transferred, encoded in the "Rn" field.</p> <p>For the "Epilogue" variant: is the 64-bit name of the general-purpose register that holds an encoding of the number of bytes to be transferred and is set to zero on completion of the instruction, encoded in the "Rn" field.</p>


```

CheckMOPSEnabled();

CheckCPYConstrainedUnpredictable(memcpy.n, memcpy.d, memcpy.s);

memcpy.nzcv      = PSTATE.<N,Z,C,V>;
memcpy.toaddress  = X[memcpy.d, 64];
memcpy.fromaddress = X[memcpy.s, 64];

if memcpy.stage == MOPSTage Prologue then
    memcpy.cpy_size = UInt(X[memcpy.n, 64]);
else
    memcpy.cpy_size = SInt(X[memcpy.n, 64]);

memcpy.implements_option_a = CPYOptionA();

constant boolean rprivileged = (if options<1> == '1' then AArch64.IsUnprivAccessPriv()
                                else PSTATE.EL != EL0);
constant boolean wprivileged = (if options<0> == '1' then AArch64.IsUnprivAccessPriv()
                                else PSTATE.EL != EL0);

constant AccessDescriptor raccdesc = CreateAccDescMOPS(MemOp\_LOAD, rprivileged, rnontemporal);
constant AccessDescriptor waccdesc = CreateAccDescMOPS(MemOp\_STORE, wprivileged, wnontemporal);

if memcpy.stage == MOPSTage Prologue then
    if memcpy.cpy_size > ArchMaxMOPSCPYSize then
        memcpy.cpy_size = ArchMaxMOPSCPYSize;

    memcpy.forward = IsMemCpyForward(memcpy);

    if memcpy.implements_option_a then
        memcpy.nzcv = '0000';
        if memcpy.forward then
            // Copy in the forward direction offsets the arguments.
            memcpy.toaddress  = memcpy.toaddress  + memcpy.cpy_size;
            memcpy.fromaddress = memcpy.fromaddress + memcpy.cpy_size;
            memcpy.cpy_size   = 0 - memcpy.cpy_size;
        else
            if !memcpy.forward then
                // Copy in the reverse direction offsets the arguments.
                memcpy.toaddress  = memcpy.toaddress  + memcpy.cpy_size;
                memcpy.fromaddress = memcpy.fromaddress + memcpy.cpy_size;
                memcpy.nzcv = '1010';
            else
                memcpy.nzcv = '0010';

memcpy.stagecpy_size = MemCpyStageSize(memcpy);

if memcpy.stage != MOPSTage Prologue then
    memcpy.forward = memcpy.cpy_size < 0 || (!memcpy.implements_option_a && memcpy.nzcv<3> == '0');
    CheckMemCpyParams(memcpy, options);

integer copied;
boolean iswrite;
AddressDescriptor memaddrdesc;
PhysMemRetStatus memstatus;
boolean fault = FALSE;
MOPSBlockSize B;

if memcpy.implements_option_a then
    while memcpy.stagecpy_size != 0 && !fault do
        // IMP DEF selection of the block size that is worked on. While many
        // implementations might make this constant, that is not assumed.
        B = CPYSizeChoice(memcpy);

        if memcpy.forward then
            assert B <= -1 * memcpy.stagecpy_size;
            (copied, iswrite, memaddrdesc, memstatus) = MemCpyBytes(
                memcpy.toaddress + memcpy.cpy_size,
                memcpy.fromaddress + memcpy.cpy_size,
                memcpy.forward, B,

```

```

        raccdesc, waccdesc);

    if copied != B then
        fault = TRUE;
    else
        memcpy.cpysize      = memcpy.cpysize      + B;
        memcpy.stagecpysize = memcpy.stagecpysize + B;

else
    assert B <= memcpy.stagecpysize;
    memcpy.cpysize      = memcpy.cpysize      - B;
    memcpy.stagecpysize = memcpy.stagecpysize - B;

    (copied, iswrite, memaddrdesc, memstatus) = MemCpyBytes(
        memcpy.toaddress + memcpy.cpysize,
        memcpy.fromaddress + memcpy.cpysize,
        memcpy.forward, B, raccdesc,
        waccdesc);

    if copied != B then
        fault = TRUE;
        memcpy.cpysize      = memcpy.cpysize      + B;
        memcpy.stagecpysize = memcpy.stagecpysize + B;

else
    while memcpy.stagecpysize > 0 && !fault do
        // IMP DEF selection of the block size that is worked on. While many
        // implementations might make this constant, that is not assumed.
        B = CPYSizeChoice(memcpy);
        assert B <= memcpy.stagecpysize;

        if memcpy.forward then
            (copied, iswrite, memaddrdesc, memstatus) = MemCpyBytes(memcpy.toaddress,
                memcpy.fromaddress,
                memcpy.forward, B,
                raccdesc, waccdesc);

            if copied != B then
                fault = TRUE;
            else
                memcpy.fromaddress = memcpy.fromaddress + B;
                memcpy.toaddress   = memcpy.toaddress   + B;

        else
            (copied, iswrite, memaddrdesc, memstatus) = MemCpyBytes(memcpy.toaddress - B,
                memcpy.fromaddress - B,
                memcpy.forward, B,
                raccdesc, waccdesc);

            if copied != B then
                fault = TRUE;
            else
                memcpy.fromaddress = memcpy.fromaddress - B;
                memcpy.toaddress   = memcpy.toaddress   - B;

        if !fault then
            memcpy.cpysize      = memcpy.cpysize      - B;
            memcpy.stagecpysize = memcpy.stagecpysize - B;

UpdateCpyRegisters(memcpy, fault, copied);

if fault then
    if IsFault(memaddrdesc) then
        AArch64.Abort(memaddrdesc.fault);
    else
        constant AccessDescriptor accdesc = if iswrite then waccdesc else raccdesc;
        HandleExternalAbort(memstatus, iswrite, memaddrdesc, B, accdesc);

if memcpy.stage == MOPSTage\_Prologue then
    PSTATE.<N,Z,C,V> = memcpy.nzcv;

```

CRC32B, CRC32H, CRC32W, CRC32X

CRC32 checksum

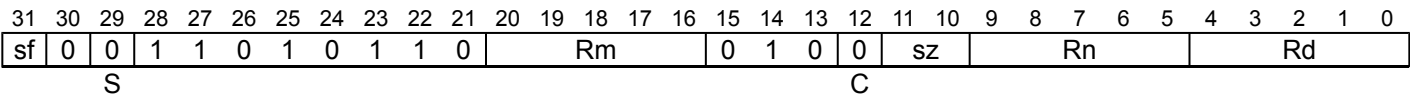
This instruction performs a cyclic redundancy check (CRC) calculation on a value held in a general-purpose register. It takes an input CRC value in the first source operand, performs a CRC on the input value in the second source operand, and returns the output CRC value. The second source operand can be 8, 16, 32, or 64 bits. To align with common usage, the bit order of the values is reversed as part of the operation, and the polynomial 0x04C11DB7 is used for the CRC calculation.

In an Armv8.0 implementation, this is an OPTIONAL instruction. From Armv8.1, it is mandatory for all implementations to implement this instruction.

Note

ID_AA64ISAR0_EL1.CRC32 indicates whether this instruction is supported.

CRC (FEAT_CRC32)



Encoding for the CRC32B variant

Applies when (sf == 0 && sz == 00)

CRC32B <Wd>, <Wn>, <Wm>

Encoding for the CRC32H variant

Applies when (sf == 0 && sz == 01)

CRC32H <Wd>, <Wn>, <Wm>

Encoding for the CRC32W variant

Applies when (sf == 0 && sz == 10)

CRC32W <Wd>, <Wn>, <Wm>

Encoding for the CRC32X variant

Applies when (sf == 1 && sz == 11)

CRC32X <Wd>, <Wn>, <Xm>

Decode for all variants of this encoding

```
if !IsFeatureImplemented(FEAT_CRC32) then EndOfDecode(Decode_UNDEF);
constant integer d = UInt(Rd);
constant integer n = UInt(Rn);
constant integer m = UInt(Rm);
if sf == '1' && sz != '11' then EndOfDecode(Decode_UNDEF);
if sf == '0' && sz == '11' then EndOfDecode(Decode_UNDEF);
constant integer size = 8 << UInt(sz);
```

Assembler Symbols

<Wd> Is the 32-bit name of the general-purpose accumulator output register, encoded in the "Rd" field.

<Wn>	Is the 32-bit name of the general-purpose accumulator input register, encoded in the "Rn" field.
<Wm>	Is the 32-bit name of the general-purpose data source register, encoded in the "Rm" field.
<Xm>	Is the 64-bit name of the general-purpose data source register, encoded in the "Rm" field.

Operation

```

constant bits(32)    acc      = X[n, 32];    // accumulator
constant bits(size)  val      = X[m, size];   // input value
constant bits(32)    poly     = 0x04C11DB7<31:0>;

constant bits(32+size) tempacc = BitReverse(acc):Zeros(size);
constant bits(size+32) tempval = BitReverse(val):Zeros(32);

// Poly32Mod2 on a bitstring does a polynomial Modulus over {0,1} operation
X[d, 32] = BitReverse(Poly32Mod2(tempacc EOR tempval, poly));

```

Operational information

If PSTATE.DIT is 1:

- The execution time of this instruction is independent of:
 - The values of the data supplied in any of its registers.
 - The values of the NZCV flags.
- The response of this instruction to asynchronous exceptions does not vary based on:
 - The values of the data supplied in any of its registers.
 - The values of the NZCV flags.

Internal version only: aarchmrs v2025-03_rel, pseudocode v2025-03_rel ; Build timestamp: 2025-03-21T17:41

Copyright © 2010-2025 Arm Limited or its affiliates. All rights reserved. This document is Non-Confidential.

CRC32CB, CRC32CH, CRC32CW, CRC32CX

CRC32C checksum

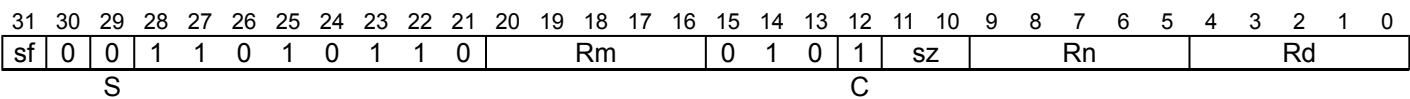
This instruction performs a cyclic redundancy check (CRC) calculation on a value held in a general-purpose register. It takes an input CRC value in the first source operand, performs a CRC on the input value in the second source operand, and returns the output CRC value. The second source operand can be 8, 16, 32, or 64 bits. To align with common usage, the bit order of the values is reversed as part of the operation, and the polynomial 0x1EDC6F41 is used for the CRC calculation.

In an Armv8.0 implementation, this is an OPTIONAL instruction. From Armv8.1, it is mandatory for all implementations to implement this instruction.

Note

ID_AA64ISAR0_EL1.CRC32 indicates whether this instruction is supported.

CRC (FEAT_CRC32)



Encoding for the CRC32CB variant

Applies when (sf == 0 && sz == 00)

CRC32CB <Wd>, <Wn>, <Wm>

Encoding for the CRC32CH variant

Applies when (sf == 0 && sz == 01)

CRC32CH <Wd>, <Wn>, <Wm>

Encoding for the CRC32CW variant

Applies when (sf == 0 && sz == 10)

CRC32CW <Wd>, <Wn>, <Wm>

Encoding for the CRC32CX variant

Applies when (sf == 1 && sz == 11)

CRC32CX <Wd>, <Wn>, <Xm>

Decode for all variants of this encoding

```
if !IsFeatureImplemented(FEAT_CRC32) then EndOfDecode(Decode_UNDEF);
constant integer d = UInt(Rd);
constant integer n = UInt(Rn);
constant integer m = UInt(Rm);
if sf == '1' && sz != '11' then EndOfDecode(Decode_UNDEF);
if sf == '0' && sz == '11' then EndOfDecode(Decode_UNDEF);
constant integer size = 8 << UInt(sz);
```

Assembler Symbols

<Wd> Is the 32-bit name of the general-purpose accumulator output register, encoded in the "Rd" field.

<Wn>	Is the 32-bit name of the general-purpose accumulator input register, encoded in the "Rn" field.
<Wm>	Is the 32-bit name of the general-purpose data source register, encoded in the "Rm" field.
<Xm>	Is the 64-bit name of the general-purpose data source register, encoded in the "Rm" field.

Operation

```

constant bits(32)    acc      = X[n, 32];    // accumulator
constant bits(size)  val      = X[m, size];   // input value
constant bits(32)    poly     = 0x1EDC6F41<31:0>;

constant bits(32+size) tempacc = BitReverse(acc):Zeros(size);
constant bits(size+32) tempval = BitReverse(val):Zeros(32);

// Poly32Mod2 on a bitstring does a polynomial Modulus over {0,1} operation
X[d, 32] = BitReverse(Poly32Mod2(tempacc EOR tempval, poly));

```

Operational information

If PSTATE.DIT is 1:

- The execution time of this instruction is independent of:
 - The values of the data supplied in any of its registers.
 - The values of the NZCV flags.
- The response of this instruction to asynchronous exceptions does not vary based on:
 - The values of the data supplied in any of its registers.
 - The values of the NZCV flags.

Internal version only: aarchmrs v2025-03_rel, pseudocode v2025-03_rel ; Build timestamp: 2025-03-21T17:41

Copyright © 2010-2025 Arm Limited or its affiliates. All rights reserved. This document is Non-Confidential.

CSDB

Consumption of speculative data barrier

This instruction is a memory barrier that controls speculative execution arising from data value prediction. For more information and details of the semantics, see *Consumption of Speculative Data Barrier (CSDB)*.

31	30	29	28	27	26	25	24	23	22	21	20	19	18	17	16	15	14	13	12	11	10	9	8	7	6	5	4	3	2	1	0
1	1	0	1	0	1	0	1	0	0	0	0	0	0	1	1	0	0	1	0	0	0	1	0	1	0	0	1	1	1	1	1
																CRm				op2											

Encoding

CSDB

Decode for this encoding

// Empty.

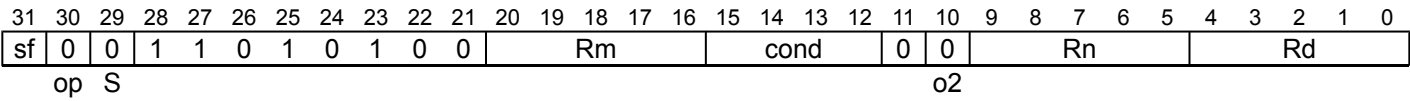
Operation

[ConsumptionOfSpeculativeDataBarrier\(\)](#) ;

CSEL

Conditional select

This instruction writes the value of the first source register to the destination register if the condition is TRUE. If the condition is FALSE, it writes the value of the second source register to the destination register.



Encoding for the 32-bit variant

Applies when (sf == 0)

```
CSEL <Wd>, <Wn>, <Wm>, <cond>
```

Encoding for the 64-bit variant

Applies when (sf == 1)

```
CSEL <Xd>, <Xn>, <Xm>, <cond>
```

Decode for all variants of this encoding

```
constant integer d = UInt(Rd);
constant integer n = UInt(Rn);
constant integer m = UInt(Rm);
constant integer datasize = 32 << UInt(sf);
constant bits(4) condition = cond;
```

Assembler Symbols

- <Wd> Is the 32-bit name of the general-purpose destination register, encoded in the "Rd" field.
- <Wn> Is the 32-bit name of the first general-purpose source register, encoded in the "Rn" field.
- <Wm> Is the 32-bit name of the second general-purpose source register, encoded in the "Rm" field.
- <cond> Is one of the standard conditions, encoded in the standard way, and encoded in "cond":

cond	<cond>
0000	EQ
0001	NE
0010	CS
0011	CC
0100	MI
0101	PL
0110	VS
0111	VC
1000	HI
1001	LS
1010	GE
1011	LT
1100	GT
1101	LE
1110	AL
1111	NV

- <Xd> Is the 64-bit name of the general-purpose destination register, encoded in the "Rd" field.
- <Xn> Is the 64-bit name of the first general-purpose source register, encoded in the "Rn" field.
- <Xm> Is the 64-bit name of the second general-purpose source register, encoded in the "Rm" field.

Operation

```
bits(datasize) result;  
if ConditionHolds(condition) then  
    result = X[n, datasize];  
else  
    result = X[m, datasize];  
  
X[d, datasize] = result;
```

Operational information

If PSTATE.DIT is 1:

- The execution time of this instruction is independent of:
 - The values of the data supplied in any of its registers.
 - The values of the NZCV flags.
- The response of this instruction to asynchronous exceptions does not vary based on:
 - The values of the data supplied in any of its registers.
 - The values of the NZCV flags.

Internal version only: aarchmrs v2025-03_rel, pseudocode v2025-03_rel ; Build timestamp: 2025-03-21T17:41

Copyright © 2010-2025 Arm Limited or its affiliates. All rights reserved. This document is Non-Confidential.

CSET

Conditional set

This instruction sets the destination register to 1 if the condition is TRUE, and otherwise sets it to 0.

This is an alias of [CSINC](#). This means:

- The encodings in this description are named to match the encodings of [CSINC](#).
- The description of [CSINC](#) gives the operational pseudocode, any CONSTRAINED UNPREDICTABLE behavior, and any operational information for this instruction.

31	30	29	28	27	26	25	24	23	22	21	20	19	18	17	16	15	14	13	12	11	10	9	8	7	6	5	4	3	2	1	0
sf	0	0	1	1	0	1	0	1	0	0	1	1	1	1	1	!= 111x				0	1	1	1	1	1	1	Rd				
op		S		Rm												cond				o2		Rn									

Encoding for the 32-bit variant

Applies when (sf == 0)

CSET <Wd>, <invcond>

is equivalent to

CSINC <Wd>, WZR, WZR, <cond>

and is always the preferred disassembly.

Encoding for the 64-bit variant

Applies when (sf == 1)

CSET <Xd>, <invcond>

is equivalent to

CSINC <Xd>, XZR, XZR, <cond>

and is always the preferred disassembly.

Assembler Symbols

- <Wd>

Is the 32-bit name of the general-purpose destination register, encoded in the "Rd" field.
- <invcond>

Is one of the standard conditions, excluding AL and NV, encoded with its least significant bit inverted, and encoded in “cond”:

cond	<invcond>	Description
0000	NE	Maps to <cond> EQ.
0001	EQ	Maps to <cond> NE.
0010	CC	Maps to <cond> CS.
0011	CS	Maps to <cond> CC.
0100	PL	Maps to <cond> MI.
0101	MI	Maps to <cond> PL.
0110	VC	Maps to <cond> VS.
0111	VS	Maps to <cond> VC.
1000	LS	Maps to <cond> HI.
1001	HI	Maps to <cond> LS.
1010	LT	Maps to <cond> GE.
1011	GE	Maps to <cond> LT.
1100	LE	Maps to <cond> GT.
1101	GT	Maps to <cond> LE.

<Xd> Is the 64-bit name of the general-purpose destination register, encoded in the "Rd" field.

Operation

The description of [CSINC](#) gives the operational pseudocode for this instruction.

Operational information

If PSTATE.DIT is 1:

- The execution time of this instruction is independent of:
 - The values of the data supplied in any of its registers.
 - The values of the NZCV flags.
- The response of this instruction to asynchronous exceptions does not vary based on:
 - The values of the data supplied in any of its registers.
 - The values of the NZCV flags.

Internal version only: aarchmrs v2025-03_rel, pseudocode v2025-03_rel ; Build timestamp: 2025-03-21T17:41

Copyright © 2010-2025 Arm Limited or its affiliates. All rights reserved. This document is Non-Confidential.

CSETM

Conditional set mask

This instruction sets all bits of the destination register to 1 if the condition is TRUE, and otherwise sets all bits to 0.

This is an alias of [CSINV](#). This means:

- The encodings in this description are named to match the encodings of [CSINV](#).
- The description of [CSINV](#) gives the operational pseudocode, any CONSTRAINED UNPREDICTABLE behavior, and any operational information for this instruction.

31	30	29	28	27	26	25	24	23	22	21	20	19	18	17	16	15	14	13	12	11	10	9	8	7	6	5	4	3	2	1	0
sf	1	0	1	1	0	1	0	1	0	0	1	1	1	1	1	!= 111x				0	0	1	1	1	1	1	Rd				
op		S														Rm				cond		o2		Rn							

Encoding for the 32-bit variant

Applies when (sf == 0)

CSETM <Wd>, <invcond>

is equivalent to

[CSINV](#) <Wd>, WZR, WZR, <cond>

and is always the preferred disassembly.

Encoding for the 64-bit variant

Applies when (sf == 1)

CSETM <Xd>, <invcond>

is equivalent to

[CSINV](#) <Xd>, XZR, XZR, <cond>

and is always the preferred disassembly.

Assembler Symbols

- <Wd>
- Is the 32-bit name of the general-purpose destination register, encoded in the "Rd" field.
- <invcond>
- Is one of the standard conditions, excluding AL and NV, encoded with its least significant bit inverted, and encoded in “cond”:

cond	<invcond>	Description
0000	NE	Maps to <cond> EQ.
0001	EQ	Maps to <cond> NE.
0010	CC	Maps to <cond> CS.
0011	CS	Maps to <cond> CC.
0100	PL	Maps to <cond> MI.
0101	MI	Maps to <cond> PL.
0110	VC	Maps to <cond> VS.
0111	VS	Maps to <cond> VC.
1000	LS	Maps to <cond> HI.
1001	HI	Maps to <cond> LS.
1010	LT	Maps to <cond> GE.
1011	GE	Maps to <cond> LT.
1100	LE	Maps to <cond> GT.
1101	GT	Maps to <cond> LE.

<Xd> Is the 64-bit name of the general-purpose destination register, encoded in the "Rd" field.

Operation

The description of [CSINV](#) gives the operational pseudocode for this instruction.

Operational information

If PSTATE.DIT is 1:

- The execution time of this instruction is independent of:
 - The values of the data supplied in any of its registers.
 - The values of the NZCV flags.
- The response of this instruction to asynchronous exceptions does not vary based on:
 - The values of the data supplied in any of its registers.
 - The values of the NZCV flags.

Internal version only: aarchmrs v2025-03_rel, pseudocode v2025-03_rel ; Build timestamp: 2025-03-21T17:41

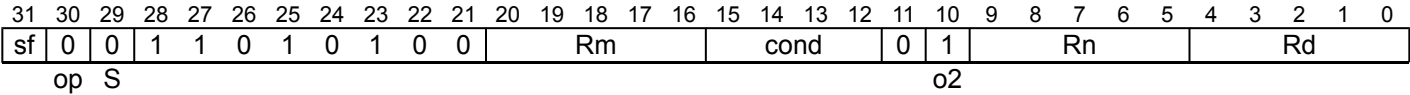
Copyright © 2010-2025 Arm Limited or its affiliates. All rights reserved. This document is Non-Confidential.

CSINC

Conditional select increment

This instruction returns, in the destination register, the value of the first source register if the condition is TRUE, and otherwise returns the value of the second source register incremented by 1.

This instruction is used by the aliases [CINC](#), and [CSET](#).



Encoding for the 32-bit variant

Applies when (sf == 0)

CSINC <Wd>, <Wn>, <Wm>, <cond>

Encoding for the 64-bit variant

Applies when (sf == 1)

CSINC <Xd>, <Xn>, <Xm>, <cond>

Decode for all variants of this encoding

```
constant integer d = UInt(Rd);
constant integer n = UInt(Rn);
constant integer m = UInt(Rm);
constant integer datasize = 32 << UInt(sf);
constant bits(4) condition = cond;
```

Assembler Symbols

- <Wd> Is the 32-bit name of the general-purpose destination register, encoded in the "Rd" field.
- <Wn> Is the 32-bit name of the first general-purpose source register, encoded in the "Rn" field.
- <Wm> Is the 32-bit name of the second general-purpose source register, encoded in the "Rm" field.
- <cond> Is one of the standard conditions, encoded in the standard way, and encoded in "cond":

cond	<cond>
0000	EQ
0001	NE
0010	CS
0011	CC
0100	MI
0101	PL
0110	VS
0111	VC
1000	HI
1001	LS
1010	GE
1011	LT
1100	GT
1101	LE
1110	AL
1111	NV

- <Xd> Is the 64-bit name of the general-purpose destination register, encoded in the "Rd" field.
- <Xn> Is the 64-bit name of the first general-purpose source register, encoded in the "Rn" field.
- <Xm> Is the 64-bit name of the second general-purpose source register, encoded in the "Rm" field.

Alias Conditions

Alias	Is preferred when
CINC	Rm != '11111' && Rn != '11111' && !(cond IN {'111x'}) && Rn == Rm
CSET	Rm == '11111' && Rn == '11111' && !(cond IN {'111x'})

Operation

```
bits(datasize) result;
if ConditionHolds(condition) then
    result = X[n, datasize];
else
    result = X[m, datasize] + 1;
X[d, datasize] = result;
```

Operational information

- If PSTATE.DIT is 1:
- The execution time of this instruction is independent of:
 - The values of the data supplied in any of its registers.
 - The values of the NZCV flags.
 - The response of this instruction to asynchronous exceptions does not vary based on:
 - The values of the data supplied in any of its registers.
 - The values of the NZCV flags.

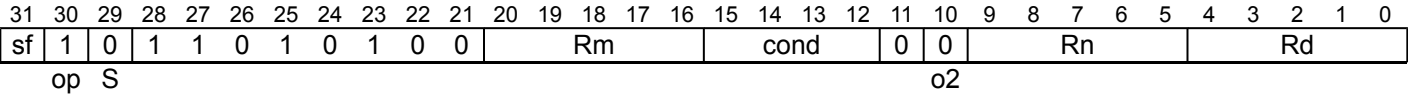
Internal version only: aarchmrs v2025-03_rel, pseudocode v2025-03_rel ; Build timestamp: 2025-03-21T17:41
Copyright © 2010-2025 Arm Limited or its affiliates. All rights reserved. This document is Non-Confidential.

CSINV

Conditional select invert

This instruction returns, in the destination register, the value of the first source register if the condition is TRUE, and otherwise returns the bitwise inversion value of the second source register.

This instruction is used by the aliases [CINV](#), and [CSETM](#).



Encoding for the 32-bit variant

Applies when (sf == 0)

CSINV <Wd>, <Wn>, <Wm>, <cond>

Encoding for the 64-bit variant

Applies when (sf == 1)

CSINV <Xd>, <Xn>, <Xm>, <cond>

Decode for all variants of this encoding

```
constant integer d = UInt(Rd);
constant integer n = UInt(Rn);
constant integer m = UInt(Rm);
constant integer datasize = 32 << UInt(sf);
constant bits(4) condition = cond;
```

Assembler Symbols

- <Wd> Is the 32-bit name of the general-purpose destination register, encoded in the "Rd" field.
- <Wn> Is the 32-bit name of the first general-purpose source register, encoded in the "Rn" field.
- <Wm> Is the 32-bit name of the second general-purpose source register, encoded in the "Rm" field.
- <cond> Is one of the standard conditions, encoded in the standard way, and encoded in "cond":

cond	<cond>
0000	EQ
0001	NE
0010	CS
0011	CC
0100	MI
0101	PL
0110	VS
0111	VC
1000	HI
1001	LS
1010	GE
1011	LT
1100	GT
1101	LE
1110	AL
1111	NV

- <Xd> Is the 64-bit name of the general-purpose destination register, encoded in the "Rd" field.
- <Xn> Is the 64-bit name of the first general-purpose source register, encoded in the "Rn" field.
- <Xm> Is the 64-bit name of the second general-purpose source register, encoded in the "Rm" field.

Alias Conditions

Alias	Is preferred when
CINV	Rm != '11111' && Rn != '11111' && !(cond IN {'111x'}) && Rn == Rm
CSETM	Rm == '11111' && Rn == '11111' && !(cond IN {'111x'})

Operation

```
bits(datasize) result;
if ConditionHolds(condition) then
    result = X[n, datasize];
else
    result = NOT(X[m, datasize]);
X[d, datasize] = result;
```

Operational information

- If PSTATE.DIT is 1:
- The execution time of this instruction is independent of:
 - The values of the data supplied in any of its registers.
 - The values of the NZCV flags.
 - The response of this instruction to asynchronous exceptions does not vary based on:
 - The values of the data supplied in any of its registers.
 - The values of the NZCV flags.

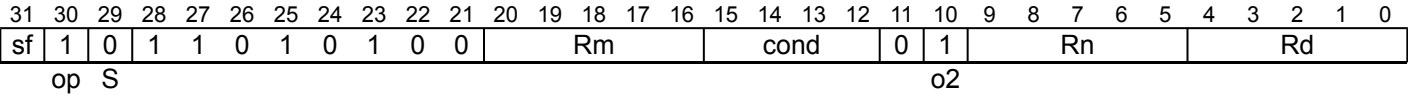
Internal version only: aarchmrs v2025-03_rel, pseudocode v2025-03_rel ; Build timestamp: 2025-03-21T17:41
Copyright © 2010-2025 Arm Limited or its affiliates. All rights reserved. This document is Non-Confidential.

CSNEG

Conditional select negation

This instruction returns, in the destination register, the value of the first source register if the condition is TRUE, and otherwise returns the negated value of the second source register.

This instruction is used by the alias [CNEG](#).



Encoding for the 32-bit variant

Applies when (sf == 0)

CSNEG <Wd>, <Wn>, <Wm>, <cond>

Encoding for the 64-bit variant

Applies when (sf == 1)

CSNEG <Xd>, <Xn>, <Xm>, <cond>

Decode for all variants of this encoding

```
constant integer d = UInt(Rd);
constant integer n = UInt(Rn);
constant integer m = UInt(Rm);
constant integer datasize = 32 << UInt(sf);
constant bits(4) condition = cond;
```

Assembler Symbols

- <Wd> Is the 32-bit name of the general-purpose destination register, encoded in the "Rd" field.
- <Wn> Is the 32-bit name of the first general-purpose source register, encoded in the "Rn" field.
- <Wm> Is the 32-bit name of the second general-purpose source register, encoded in the "Rm" field.
- <cond> Is one of the standard conditions, encoded in the standard way, and encoded in "cond":

cond	<cond>
0000	EQ
0001	NE
0010	CS
0011	CC
0100	MI
0101	PL
0110	VS
0111	VC
1000	HI
1001	LS
1010	GE
1011	LT
1100	GT
1101	LE
1110	AL
1111	NV

- <Xd> Is the 64-bit name of the general-purpose destination register, encoded in the "Rd" field.
- <Xn> Is the 64-bit name of the first general-purpose source register, encoded in the "Rn" field.
- <Xm> Is the 64-bit name of the second general-purpose source register, encoded in the "Rm" field.

Alias Conditions

Alias	Is preferred when
CNEG	!(cond IN {'111x'}) && Rn == Rm

Operation

```
bits(datasize) result;
if ConditionHolds(condition) then
    result = X[n, datasize];
else
    result = NOT(X[m, datasize]) + 1;

X[d, datasize] = result;
```

Operational information

- If PSTATE.DIT is 1:
- The execution time of this instruction is independent of:
 - The values of the data supplied in any of its registers.
 - The values of the NZCV flags.
 - The response of this instruction to asynchronous exceptions does not vary based on:
 - The values of the data supplied in any of its registers.
 - The values of the NZCV flags.

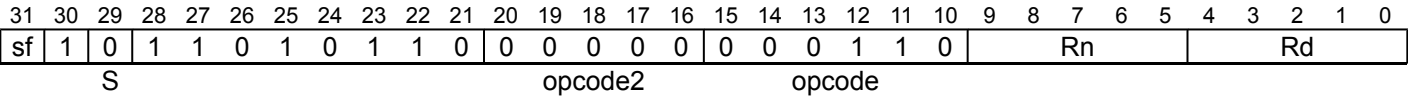
Internal version only: aarchmrs v2025-03_rel, pseudocode v2025-03_rel ; Build timestamp: 2025-03-21T17:41
Copyright © 2010-2025 Arm Limited or its affiliates. All rights reserved. This document is Non-Confidential.

CTZ

Count trailing zeros

This instruction counts the number of consecutive binary zero bits, starting from the least significant bit in the source register, and places the count in the destination register.

Integer (FEAT_CSSC)



Encoding for the 32-bit variant

Applies when (sf == 0)

CTZ <Wd>, <Wn>

Encoding for the 64-bit variant

Applies when (sf == 1)

CTZ <Xd>, <Xn>

Decode for all variants of this encoding

```
if !IsFeatureImplemented(FEAT_CSSC) then EndOfDecode(Decode_UNDEF);
constant integer datasize = 32 << UInt(sf);
constant integer d = UInt(Rd);
constant integer n = UInt(Rn);
```

Assembler Symbols

- <Wd> Is the 32-bit name of the general-purpose destination register, encoded in the "Rd" field.
- <Wn> Is the 32-bit name of the general-purpose source register, encoded in the "Rn" field.
- <Xd> Is the 64-bit name of the general-purpose destination register, encoded in the "Rd" field.
- <Xn> Is the 64-bit name of the general-purpose source register, encoded in the "Rn" field.

Operation

```
constant bits(datasize) operand1 = X[n, datasize];
constant integer result = CountLeadingZeroBits(BitReverse(operand1));
X[d, datasize] = result<datasize-1:0>;
```

Operational information

- If PSTATE.DIT is 1:
- The execution time of this instruction is independent of:
 - The values of the data supplied in any of its registers.
 - The values of the NZCV flags.
 - The response of this instruction to asynchronous exceptions does not vary based on:
 - The values of the data supplied in any of its registers.
 - The values of the NZCV flags.

DC

Data cache operation

For more information, see *op0==0b01, cache maintenance, TLB maintenance, and address translation instructions*.

This is an alias of [SYS](#). This means:

- The encodings in this description are named to match the encodings of [SYS](#).
- The description of [SYS](#) gives the operational pseudocode, any CONSTRAINED UNPREDICTABLE behavior, and any operational information for this instruction.

31	30	29	28	27	26	25	24	23	22	21	20	19	18	17	16	15	14	13	12	11	10	9	8	7	6	5	4	3	2	1	0
1	1	0	1	0	1	0	1	0	0	0	0	1	op1			0	1	1	1	CRm			op2			Rt					
L												CRn																			

Encoding

DC [<dc_op>](#), [<Xt>](#)

is equivalent to

[SYS](#) [#<op1>](#), C7, [<Cm>](#), [#<op2>](#), [<Xt>](#)

and is the preferred disassembly when `SysOp (op1, '0111', CRm, op2) == Sys_DC`.

Assembler Symbols

[<dc_op>](#) Is a DC operation name, as listed for the DC system instruction group, encoded in “op1:CRm:op2”:

op1	CRm	op2	<dc_op>	Architectural Feature
000	0110	001	IVAC	-
000	0110	010	ISW	-
000	0110	011	IGVAC	FEAT_MTE2
000	0110	100	IGSW	FEAT_MTE2
000	0110	101	IGDVAC	FEAT_MTE2
000	0110	110	IGDSW	FEAT_MTE2
000	1010	010	CSW	-
000	1010	100	CGSW	FEAT_MTE2
000	1010	110	CGDSW	FEAT_MTE2
000	1110	010	CISW	-
000	1110	100	CIGSW	FEAT_MTE2
000	1110	110	CIGDSW	FEAT_MTE2
000	1111	001	CIVAPS	FEAT_PoPS
000	1111	101	CIGDVAPS	FEAT_PoPS && FEAT_MTE2
011	0100	001	ZVA	-
011	0100	011	GVA	FEAT_MTE
011	0100	100	GZVA	FEAT_MTE
011	1010	001	CVAC	-
011	1010	011	CGVAC	FEAT_MTE
011	1010	101	CGDVAC	FEAT_MTE
011	1011	000	CVAOC	FEAT_OCCMO
011	1011	001	CVAU	-
011	1011	111	CGDVAOC	FEAT_OCCMO && FEAT_MTE
011	1100	001	CVAP	FEAT_DPB
011	1100	011	CGVAP	FEAT_MTE
011	1100	101	CGDVAP	FEAT_MTE
011	1101	001	CVADP	FEAT_DPB2
011	1101	011	CGVADP	FEAT_MTE
011	1101	101	CGDVADP	FEAT_MTE
011	1110	001	CIVAC	-
011	1110	011	CIGVAC	FEAT_MTE
011	1110	101	CIGDVAC	FEAT_MTE
011	1111	000	CIVAOC	FEAT_OCCMO
011	1111	111	CIGDVAOC	FEAT_OCCMO && FEAT_MTE
100	1110	000	CIPAE	FEAT_MEC
100	1110	111	CIGDPAE	FEAT_MEC && FEAT_MTE2
110	1110	001	CIPAPA	FEAT_RME
110	1110	101	CIGDPAPA	FEAT_RME && FEAT_MTE2

<Xt> Is the 64-bit name of the general-purpose source register, encoded in the "Rt" field.

Operation

The description of [SYS](#) gives the operational pseudocode for this instruction.

Internal version only: aarchmrs v2025-03_rel, pseudocode v2025-03_rel ; Build timestamp: 2025-03-21T17:41

Copyright © 2010-2025 Arm Limited or its affiliates. All rights reserved. This document is Non-Confidential.

DCPS1

Debug change PE state to EL1

- This instruction, when executed in Debug state:
- If executed at EL0, changes the current Exception level and SP to EL1 using SP_EL1.
 - Otherwise, if executed at ELx, selects *SP_ELx*.

- The target exception level of a DCPS1 instruction is:
- EL1 if the instruction is executed at EL0.
 - Otherwise, the Exception level at which the instruction is executed.

- When the target Exception level of a DCPS1 instruction is ELx, on executing this instruction:
- *ELR_ELx* becomes UNKNOWN.
 - *SPSR_ELx* becomes UNKNOWN.
 - *ESR_ELx* becomes UNKNOWN.
 - DLR_EL0 and DSPSR_EL0 become UNKNOWN.
 - The endianness is set according to *SCTLR_ELx*.EE.

This instruction is always UNDEFINED in Non-debug state.
This instruction is UNDEFINED at EL0 in Non-secure state if EL2 is implemented and HCR_EL2.TGE == 1.

For more information on the operation of the DCPS<n> instructions, see *DCPS*.

31	30	29	28	27	26	25	24	23	22	21	20	19	18	17	16	15	14	13	12	11	10	9	8	7	6	5	4	3	2	1	0
1	1	0	1	0	1	0	0	1	0	1	imm16																0	0	0	0	1
opc																											op2			LL	

Encoding

```
DCPS1 {#<imm>}
```

Decode for this encoding

```
// Empty.
```

Assembler Symbols

<imm> Is an optional 16-bit unsigned immediate, in the range 0 to 65535, defaulting to 0 and encoded in the "imm16" field.

Operation

```
if !Halted() then UNDEFINED;  
DCPSInstruction(EL1);
```

DCPS2

Debug change PE state to EL2

- This instruction, when executed in Debug state:
- If executed at EL0 or EL1, changes the current Exception level and SP to EL2 using SP_EL2.
 - Otherwise, if executed at ELx, selects SP_ELx.

- The target exception level of a DCPS2 instruction is:
- EL2 if the instruction is executed at an exception level that is not EL3.
 - EL3 if the instruction is executed at EL3.

- When the target Exception level of a DCPS2 instruction is ELx, on executing this instruction:
- ELR_ELx becomes UNKNOWN.
 - SPSR_ELx becomes UNKNOWN.
 - ESR_ELx becomes UNKNOWN.
 - DLR_EL0 and DSPSR_EL0 become UNKNOWN.
 - The endianness is set according to SCTLR_ELx.EE.

This instruction is always UNDEFINED in Non-debug state.

This instruction is UNDEFINED at the following exception levels:

- All exception levels if EL2 is not implemented.
- At EL0 and EL1 if EL2 is disabled in the current Security state.

For more information on the operation of the DCPS<n> instructions, see DCPS.

31	30	29	28	27	26	25	24	23	22	21	20	19	18	17	16	15	14	13	12	11	10	9	8	7	6	5	4	3	2	1	0
1	1	0	1	0	1	0	0	1	0	1	imm16														0	0	0	1	0		
opc																					op2			LL							

Encoding

DCPS2 {#<imm>}

Decode for this encoding

// Empty.

Assembler Symbols

<imm> Is an optional 16-bit unsigned immediate, in the range 0 to 65535, defaulting to 0 and encoded in the "imm16" field.

Operation

```
if !Halted() then UNDEFINED;
DCPSInstruction(EL2);
```

DCPS3

Debug change PE state to EL3

This instruction, when executed in Debug state:

- If executed at EL3, selects SP_EL3.
- Otherwise, changes the current Exception level and SP to EL3 using SP_EL3.

The target exception level of a DCPS3 instruction is EL3.

On executing a DCPS3 instruction:

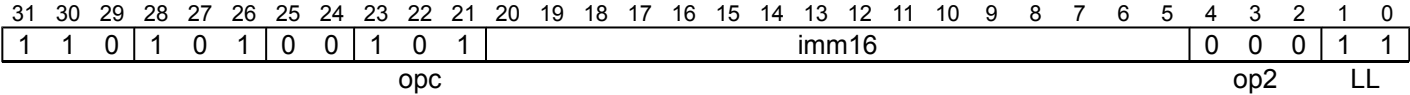
- ELR_EL3 becomes UNKNOWN.
- SPSR_EL3 becomes UNKNOWN.
- ESR_EL3 becomes UNKNOWN.
- DLR_EL0 and DSPSR_EL0 become UNKNOWN.
- The endianness is set according to SCTLR_EL3.EE.

This instruction is always UNDEFINED in Non-debug state.

This instruction is UNDEFINED at all exception levels if either:

- `EDSCR.SDD` = 1.
- EL3 is not implemented.

For more information on the operation of the DCPS<n> instructions, see [DCPS](#).



Encoding

```
DCPS3 {#<imm>}
```

Decode for this encoding

```
// Empty.
```

Assembler Symbols

<imm> Is an optional 16-bit unsigned immediate, in the range 0 to 65535, defaulting to 0 and encoded in the "imm16" field.

Operation

```
if !Halted() then UNDEFINED;  
DCPSInstruction(EL3);
```

DGH

Data gathering hint

This instruction is a hint instruction that indicates that it is not expected to be performance optimal to merge memory accesses with Normal Non-cacheable or Device-GRE attributes appearing in program order before the hint instruction with any memory accesses appearing after the hint instruction into a single memory transaction on an interconnect.

System (FEAT_DGH)

31	30	29	28	27	26	25	24	23	22	21	20	19	18	17	16	15	14	13	12	11	10	9	8	7	6	5	4	3	2	1	0
1	1	0	1	0	1	0	1	0	0	0	0	0	0	1	1	0	0	1	0	0	0	0	0	1	1	0	1	1	1	1	1
												CRm				op2															

Encoding

DGH

Decode for this encoding

```
if !IsFeatureImplemented(FEAT_DGH) then EndOfDecode(Decode_NOP);
```

Operation

```
Hint_DGH();
```

DMB

Data memory barrier

This instruction is a memory barrier that ensures the ordering of observations of memory accesses, see *Data Memory Barrier*.

31	30	29	28	27	26	25	24	23	22	21	20	19	18	17	16	15	14	13	12	11	10	9	8	7	6	5	4	3	2	1	0		
1	1	0	1	0	1	0	1	0	0	0	0	0	0	1	1	0	0	1	1	CRm			1	opc			0	1	1	1	1	1	1
																								opc			Rt						

Encoding

DMB (<option>|<imm>)

Decode for this encoding

```
MBReqDomain domain;
MBReqTypes types;
case CRm<3:2> of
    when '00' domain = MBReqDomain OuterShareable;
    when '01' domain = MBReqDomain Nonshareable;
    when '10' domain = MBReqDomain InnerShareable;
    when '11' domain = MBReqDomain FullSystem;
case CRm<1:0> of
    when '00' types = MBReqTypes All; domain = MBReqDomain FullSystem;
    when '01' types = MBReqTypes Reads;
    when '10' types = MBReqTypes Writes;
    when '11' types = MBReqTypes All;
```

Assembler Symbols

- <option> Specifies the limitation on the barrier operation. Values are:
- SY

Full system is the required shareability domain, reads and writes are the required access types, both before and after the barrier instruction. This option is referred to as the full system barrier. Encoded as CRm = 0b1111.
- ST

Full system is the required shareability domain, writes are the required access type, both before and after the barrier instruction. Encoded as CRm = 0b1110.
- LD

Full system is the required shareability domain, reads are the required access type before the barrier instruction, and reads and writes are the required access types after the barrier instruction. Encoded as CRm = 0b1101.
- ISH

Inner Shareable is the required shareability domain, reads and writes are the required access types, both before and after the barrier instruction. Encoded as CRm = 0b1011.
- ISHST

Inner Shareable is the required shareability domain, writes are the required access type, both before and after the barrier instruction. Encoded as CRm = 0b1010.
- ISHL

Inner Shareable is the required shareability domain, reads are the required access type before the barrier instruction, and reads and writes are the required access types after the barrier instruction. Encoded as CRm = 0b1001.
- NSH

Non-shareable is the required shareability domain, reads and writes are the required access, both before and after the barrier instruction. Encoded as CRm = 0b0111.
- NSHST

Non-shareable is the required shareability domain, writes are the required access type, both before and after the barrier instruction. Encoded as CRm = 0b0110.

NSHLD

Non-shareable is the required shareability domain, reads are the required access type before the barrier instruction, and reads and writes are the required access types after the barrier instruction. Encoded as CRm = 0b0101.

OSH

Outer Shareable is the required shareability domain, reads and writes are the required access types, both before and after the barrier instruction. Encoded as CRm = 0b0011.

OSHST

Outer Shareable is the required shareability domain, writes are the required access type, both before and after the barrier instruction. Encoded as CRm = 0b0010.

OSHLD

Outer Shareable is the required shareability domain, reads are the required access type before the barrier instruction, and reads and writes are the required access types after the barrier instruction. Encoded as CRm = 0b0001.

All other encodings of "CRm" that are not listed are reserved and can be encoded using the #<imm> syntax. All unsupported and reserved options must execute as a full system barrier operation, but software must not rely on this behavior. For more information on whether an access is before or after a barrier instruction, see [Data Memory Barrier \(DMB\)](#) or see [Data Synchronization Barrier \(DSB\)](#).

CRm	<option>
xx00	RESERVED
0001	OSHLD
0010	OSHST
0011	OSH
0101	NSHLD
0110	NSHST
0111	NSH
1001	ISHLD
1010	ISHST
1011	ISH
1101	LD
1110	ST
1111	SY

<imm> Is a 4-bit unsigned immediate, in the range 0 to 15, encoded in the "CRm" field.

Operation

```
DataMemoryBarrier(domain, types);
```

DRPS

Debug restore PE state

This instruction restores *PSTATE* from the SPSR.
The SPSR is checked for the current Exception level for an illegal return event. See *Illegal exception returns from AArch64 state*.
This instruction is UNDEFINED in Non-debug state.
This instruction is UNDEFINED at EL0.

For more information on the operation of DRPS, see *DRPS*.

31	30	29	28	27	26	25	24	23	22	21	20	19	18	17	16	15	14	13	12	11	10	9	8	7	6	5	4	3	2	1	0
1	1	0	1	0	1	1	0	1	0	1	1	1	1	1	1	0	0	0	0	0	0	0	1	1	1	1	1	0	0	0	0
opc							op2							op3							Rn							op4			

Encoding

DRPS

Decode for this encoding

```
// Empty.
```

Operation

```
if !Halted() || PSTATE.EL == EL0 then UNDEFINED;  
DRPSInstruction();
```

DSB

Data synchronization barrier

This instruction is a memory barrier that ensures the completion of memory accesses, see *Data Synchronization Barrier*.

This instruction is used by the aliases [PSSBB](#), and [SSBB](#).

It has encodings from 2 classes: [Memory barrier](#) and [Memory nXS barrier](#)

Memory barrier

31	30	29	28	27	26	25	24	23	22	21	20	19	18	17	16	15	14	13	12	11	10	9	8	7	6	5	4	3	2	1	0
1	1	0	1	0	1	0	1	0	0	0	0	0	0	1	1	0	0	1	1	CRm			1	0		0	1	1	1	1	1
																								opc			Rt				

Encoding

DSB ([<option>](#)|#[<imm>](#))

Decode for this encoding

```
boolean nXS = FALSE;

DSBAlias alias;
case CRm of
    when '0000' alias = DSBAlias_SSBB;
    when '0100' alias = DSBAlias_PSSBB;
    otherwise    alias = DSBAlias_DSB;

MReqDomain domain;
case CRm<3:2> of
    when '00' domain = MReqDomain_OuterShareable;
    when '01' domain = MReqDomain_Nonshareable;
    when '10' domain = MReqDomain_InnerShareable;
    when '11' domain = MReqDomain_FullSystem;

MReqTypes types;
case CRm<1:0> of
    when '00' types = MReqTypes_All; domain = MReqDomain_FullSystem;
    when '01' types = MReqTypes_Reads;
    when '10' types = MReqTypes_Writes;
    when '11' types = MReqTypes_All;
```

Memory nXS barrier
(FEAT_XS)

31	30	29	28	27	26	25	24	23	22	21	20	19	18	17	16	15	14	13	12	11	10	9	8	7	6	5	4	3	2	1	0
1	1	0	1	0	1	0	1	0	0	0	0	0	0	1	1	0	0	1	1	imm2	1	0	0	0	1	1	1	1	1	1	1
																								op2			Rt				

Encoding

DSB <option>nXS

Decode for this encoding

```
if !IsFeatureImplemented(FEAT_XS) then EndOfDecode(Decode_UNDEF);
constant MBReqTypes types = MBReqTypes_All;
boolean nXS = TRUE;
constant DSBAlias alias = DSBAlias_DSB;
MBReqDomain domain;

case imm2 of
    when '00' domain = MBReqDomain_OuterShareable;
    when '01' domain = MBReqDomain_Nonshareable;
    when '10' domain = MBReqDomain_InnerShareable;
    when '11' domain = MBReqDomain_FullSystem;
```

Assembler Symbols

<option> For the "Memory barrier" variant: specifies the limitation on the barrier operation. Values are:

SY

Full system is the required shareability domain, reads and writes are the required access types, both before and after the barrier instruction. This option is referred to as the full system barrier. Encoded as CRm = 0b1111.

ST

Full system is the required shareability domain, writes are the required access type, both before and after the barrier instruction. Encoded as CRm = 0b1110.

LD

Full system is the required shareability domain, reads are the required access type before the barrier instruction, and reads and writes are the required access types after the barrier instruction. Encoded as CRm = 0b1101.

ISH

Inner Shareable is the required shareability domain, reads and writes are the required access types, both before and after the barrier instruction. Encoded as CRm = 0b1011.

ISHST

Inner Shareable is the required shareability domain, writes are the required access type, both before and after the barrier instruction. Encoded as CRm = 0b1010.

ISHL

Inner Shareable is the required shareability domain, reads are the required access type before the barrier instruction, and reads and writes are the required access types after the barrier instruction. Encoded as CRm = 0b1001.

NSH

Non-shareable is the required shareability domain, reads and writes are the required access, both before and after the barrier instruction. Encoded as CRm = 0b0111.

NSHST

Non-shareable is the required shareability domain, writes are the required access type, both before and after the barrier instruction. Encoded as CRm = 0b0110.

NSHL

Non-shareable is the required shareability domain, reads are the required access type before the barrier instruction, and reads and writes are the required access types after the barrier instruction. Encoded as CRm = 0b0101.

OSH

Outer Shareable is the required shareability domain, reads and writes are the required access types, both before and after the barrier instruction. Encoded as CRm = 0b0011.

OSHST

Outer Shareable is the required shareability domain, writes are the required access type, both before and after the barrier instruction. Encoded as CRm = 0b0010.

OSHL

Outer Shareable is the required shareability domain, reads are the required access type before the barrier instruction, and reads and writes are the required access types after the barrier instruction. Encoded as CRm = 0b0001.

All other encodings of "CRm" that are not listed, other than the values 0b0000 and 0b0100, are reserved and can be encoded using the #<imm> syntax. All unsupported and reserved options must execute as a full system barrier operation, but software must not rely on this behavior. For more information on whether an access is before or after a barrier instruction, see [Data Memory Barrier \(DMB\)](#) or see [Data Synchronization Barrier \(DSB\)](#).

Note

The value 0b0000 is used to encode SSBB and the value 0b0100 is used to encode PSSBB.

CRm	<option>
0001	OSHL
0010	OSHS
0011	OSH
0101	NSHL
0110	NSHS
0111	NSH
1000	RESERVED
1001	ISHL
1010	ISHS
1011	ISH
1100	RESERVED
1101	LD
1110	ST
1111	SY

For the "Memory nXS barrier" variant: specifies the limitation on the barrier operation. Values are:

- SY**
Full system is the required shareability domain, reads and writes are the required access types, both before and after the barrier instruction. This option is referred to as the full system barrier. Encoded as imm2 = 0b11.
- ISH**
Inner Shareable is the required shareability domain, reads and writes are the required access types, both before and after the barrier instruction. Encoded as imm2 = 0b10.
- NSH**
Non-shareable is the required shareability domain, reads and writes are the required access, both before and after the barrier instruction. Encoded as imm2 = 0b01.
- OSH**
Outer Shareable is the required shareability domain, reads and writes are the required access types, both before and after the barrier instruction. Encoded as imm2 = 0b00.

imm2	<option>
00	OSH
01	NSH
10	ISH
11	SY

<imm> Is a 4-bit unsigned immediate, in the range 0 to 15, encoded in the "CRm" field.

Alias Conditions

Alias	Is preferred when
PSSBB	CRm == '0100'
SSBB	CRm == '0000'

Operation

```
case alias of
  when DSBAlias\_SSBB
    SpeculativeStoreBypassBarrierToVA();
  when DSBAlias\_PSSBB
    SpeculativeStoreBypassBarrierToPA();
  when DSBAlias\_DSB
    if IsFeatureImplemented(FEAT_TME) && TSTATE.depth > 0 then
      FailTransaction(TMFailure\_ERR, FALSE);
    if !nXS && IsFeatureImplemented(FEAT_XS) then
      nXS = PSTATE.EL IN {ELO, EL1} && IsHCRXEL2Enabled() && HCRX_EL2.FnXS == '1';
      DataSynchronizationBarrier(domain, types, nXS);
    otherwise
      Unreachable();
```

Internal version only: aarchmrs v2025-03_rel, pseudocode v2025-03_rel ; Build timestamp: 2025-03-21T17:41

Copyright © 2010-2025 Arm Limited or its affiliates. All rights reserved. This document is Non-Confidential.

DVP

Data value prediction restriction by context

This instruction prevents data value predictions that predict execution addresses based on information gathered from earlier execution within a particular execution context. Data value predictions determined by the actions of code in the target execution context or contexts appearing in program order before the instruction cannot be used to exploitatively control speculative execution occurring after the instruction is complete and synchronized. For more information, see DVP RCTX, Data Value Prediction Restriction by Context.

This is an alias of [SYS](#). This means:

- The encodings in this description are named to match the encodings of [SYS](#).
- The description of [SYS](#) gives the operational pseudocode, any CONSTRAINED UNPREDICTABLE behavior, and any operational information for this instruction.

System (FEAT_SPECRES)

31	30	29	28	27	26	25	24	23	22	21	20	19	18	17	16	15	14	13	12	11	10	9	8	7	6	5	4	3	2	1	0
1	1	0	1	0	1	0	1	0	0	0	0	1	0	1	1	0	1	1	1	0	0	1	1	1	0	1	Rt				
L										op1				CRn				CRm				op2									

Encoding

DVP RCTX, [<Xt>](#)

is equivalent to

[SYS](#) #3, C7, C3, #5, [<Xt>](#)

and is always the preferred disassembly.

Assembler Symbols

[<Xt>](#) Is the 64-bit name of the general-purpose source register, encoded in the "Rt" field.

Operation

The description of [SYS](#) gives the operational pseudocode for this instruction.

EON (shifted register)

Bitwise exclusive-OR NOT (shifted register)

This instruction performs a bitwise exclusive-OR NOT of a register value and an optionally-shifted register value, and writes the result to the destination register.

31	30	29	28	27	26	25	24	23	22	21	20	19	18	17	16	15	14	13	12	11	10	9	8	7	6	5	4	3	2	1	0
sf	1	0	0	1	0	1	0	shift	1	Rm						imm6						Rn						Rd			
opc								N																							

Encoding for the 32-bit variant

Applies when (sf == 0)

EON <Wd>, <Wn>, <Wm>{, <shift> #<amount>}

Encoding for the 64-bit variant

Applies when (sf == 1)

EON <Xd>, <Xn>, <Xm>{, <shift> #<amount>}

Decode for all variants of this encoding

```
if sf == '0' && imm6<5> == '1' then EndOfDecode (Decode_UNDEF);
constant integer d = UInt(Rd);
constant integer n = UInt(Rn);
constant integer m = UInt(Rm);
constant integer datasize = 32 << UInt(sf);
constant ShiftType shift_type = DecodeShift(shift);
constant integer shift_amount = UInt(imm6);
```

Assembler Symbols

- <Wd> Is the 32-bit name of the general-purpose destination register, encoded in the "Rd" field.
- <Wn> Is the 32-bit name of the first general-purpose source register, encoded in the "Rn" field.
- <Wm> Is the 32-bit name of the second general-purpose source register, encoded in the "Rm" field.
- <shift> Is the optional shift to be applied to the final source, defaulting to LSL and encoded in "shift":

shift	<shift>
00	LSL
01	LSR
10	ASR
11	ROR

- <amount> For the "32-bit" variant: is the shift amount, in the range 0 to 31, defaulting to 0 and encoded in the "imm6" field.
For the "64-bit" variant: is the shift amount, in the range 0 to 63, defaulting to 0 and encoded in the "imm6" field.
- <Xd> Is the 64-bit name of the general-purpose destination register, encoded in the "Rd" field.
- <Xn> Is the 64-bit name of the first general-purpose source register, encoded in the "Rn" field.
- <Xm> Is the 64-bit name of the second general-purpose source register, encoded in the "Rm" field.

Operation

```
constant bits(datasize) operand1 = X[n, datasize];
constant bits(datasize) operand2 = ShiftReg(m, shift_type, shift_amount, datasize);
X[d, datasize] = operand1 EOR NOT(operand2);
```


Operational information

If PSTATE.DIT is 1:

- The execution time of this instruction is independent of:
 - The values of the data supplied in any of its registers.
 - The values of the NZCV flags.
- The response of this instruction to asynchronous exceptions does not vary based on:
 - The values of the data supplied in any of its registers.
 - The values of the NZCV flags.

Internal version only: aarchmrs v2025-03_rel, pseudocode v2025-03_rel ; Build timestamp: 2025-03-21T17:41

Copyright © 2010-2025 Arm Limited or its affiliates. All rights reserved. This document is Non-Confidential.

EOR (immediate)

Bitwise exclusive-OR (immediate)

This instruction performs a bitwise exclusive-OR of a register value and an immediate value, and writes the result to the destination register.

31	30	29	28	27	26	25	24	23	22	21	20	19	18	17	16	15	14	13	12	11	10	9	8	7	6	5	4	3	2	1	0
sf	1	0	1	0	0	1	0	0	N	immr						imms						Rn				Rd					
opc																															

Encoding for the 32-bit variant

Applies when (sf == 0 && N == 0)

EOR <Wd|WSP>, <Wn>, #<imm>

Encoding for the 64-bit variant

Applies when (sf == 1)

EOR <Xd|SP>, <Xn>, #<imm>

Decode for all variants of this encoding

```
if sf == '0' && N != '0' then EndOfDecode(Decode_UNDEF);
constant integer d = UInt(Rd);
constant integer n = UInt(Rn);
constant integer datasize = 32 << UInt(sf);
bits(datasize) imm;
(imm, -) = DecodeBitMasks(N, imms, immr, TRUE, datasize);
```

Assembler Symbols

<Wd WSP>	Is the 32-bit name of the destination general-purpose register or stack pointer, encoded in the "Rd" field.
<Wn>	Is the 32-bit name of the general-purpose source register, encoded in the "Rn" field.
<imm>	For the "32-bit" variant: is the bitmask immediate, encoded in "imms:immr". For the "64-bit" variant: is the bitmask immediate, encoded in "N:imms:immr".
<Xd SP>	Is the 64-bit name of the destination general-purpose register or stack pointer, encoded in the "Rd" field.
<Xn>	Is the 64-bit name of the general-purpose source register, encoded in the "Rn" field.

Operation

```
constant bits(datasize) operand1 = X[n, datasize];
constant bits(datasize) operand2 = imm;

constant bits(datasize) result = operand1 EOR operand2;

if d == 31 then
    SP[64] = ZeroExtend(result, 64);
else
    X[d, datasize] = result;
```

Operational information

- If PSTATE.DIT is 1:
- The execution time of this instruction is independent of:
 - The values of the data supplied in any of its registers.
 - The values of the NZCV flags.
 - The response of this instruction to asynchronous exceptions does not vary based on:

- The values of the data supplied in any of its registers.
- The values of the NZCV flags.

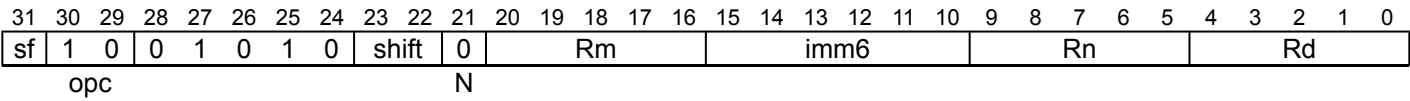
Internal version only: aarchmrs v2025-03_rel, pseudocode v2025-03_rel ; Build timestamp: 2025-03-21T17:41

Copyright © 2010-2025 Arm Limited or its affiliates. All rights reserved. This document is Non-Confidential.

EOR (shifted register)

Bitwise exclusive-OR (shifted register)

This instruction performs a bitwise exclusive-OR of a register value and an optionally-shifted register value, and writes the result to the destination register.



Encoding for the 32-bit variant

Applies when (sf == 0)

```
EOR <Wd>, <Wn>, <Wm>{, <shift> #<amount>}
```

Encoding for the 64-bit variant

Applies when (sf == 1)

```
EOR <Xd>, <Xn>, <Xm>{, <shift> #<amount>}
```

Decode for all variants of this encoding

```
if sf == '0' && imm6<5> == '1' then EndOfDecode (Decode_UNDEF);
constant integer d = UInt (Rd);
constant integer n = UInt (Rn);
constant integer m = UInt (Rm);
constant integer datasize = 32 << UInt (sf);
constant ShiftType shift_type = DecodeShift (shift);
constant integer shift_amount = UInt (imm6);
```

Assembler Symbols

- <Wd> Is the 32-bit name of the general-purpose destination register, encoded in the "Rd" field.
- <Wn> Is the 32-bit name of the first general-purpose source register, encoded in the "Rn" field.
- <Wm> Is the 32-bit name of the second general-purpose source register, encoded in the "Rm" field.
- <shift> Is the optional shift to be applied to the final source, defaulting to LSL and encoded in "shift":

shift	<shift>
00	LSL
01	LSR
10	ASR
11	ROR

- <amount> For the "32-bit" variant: is the shift amount, in the range 0 to 31, defaulting to 0 and encoded in the "imm6" field.
For the "64-bit" variant: is the shift amount, in the range 0 to 63, defaulting to 0 and encoded in the "imm6" field.
- <Xd> Is the 64-bit name of the general-purpose destination register, encoded in the "Rd" field.
- <Xn> Is the 64-bit name of the first general-purpose source register, encoded in the "Rn" field.
- <Xm> Is the 64-bit name of the second general-purpose source register, encoded in the "Rm" field.

Operation

```
constant bits(datasize) operand1 = X[n, datasize];
constant bits(datasize) operand2 = ShiftReg(m, shift_type, shift_amount, datasize);
X[d, datasize] = operand1 EOR operand2;
```

Operational information

If PSTATE.DIT is 1:

- The execution time of this instruction is independent of:
 - The values of the data supplied in any of its registers.
 - The values of the NZCV flags.
- The response of this instruction to asynchronous exceptions does not vary based on:
 - The values of the data supplied in any of its registers.
 - The values of the NZCV flags.

Internal version only: aarchmrs v2025-03_rel, pseudocode v2025-03_rel ; Build timestamp: 2025-03-21T17:41

Copyright © 2010-2025 Arm Limited or its affiliates. All rights reserved. This document is Non-Confidential.

ERET

Exception return

This instruction restores *PSTATE* from the SPSR, and branches to the address held in the ELR.
The SPSR is checked for the current Exception level for an illegal return event. See *Illegal exception returns from AArch64 state*.
ERET is UNDEFINED at EL0.

31	30	29	28	27	26	25	24	23	22	21	20	19	18	17	16	15	14	13	12	11	10	9	8	7	6	5	4	3	2	1	0
1	1	0	1	0	1	1	0	1	0	0	1	1	1	1	1	0	0	0	0	0	0	0	1	1	1	1	1	0	0	0	0
opc							op2							A		M	Rn							op4							

Encoding

ERET

Decode for this encoding

```
constant boolean pac = FALSE;
constant boolean use_key_a = TRUE;
```

Operation

```
if PSTATE.EL == EL0 then UNDEFINED;
AArch64.CheckForERetTrap(pac, use_key_a);
constant bits(64) target = ELR_ELx[];
AArch64.ExceptionReturn(target, SPSR_ELx[]);
```

ERETAA, ERETAB

Exception return, with pointer authentication

This instruction authenticates the address in ELR, using SP as the modifier and the specified key, restores *PSTATE* from the SPSR for the current Exception level, and branches to the authenticated address.

Key A is used for ERETAA. Key B is used for ERETAB.

If the authentication passes, the PE continues execution at the target of the branch. For information on behavior if the authentication fails, see *Faulting on pointer authentication*.

The authenticated address is not written back to ELR.

The SPSR is checked for the current Exception level for an illegal return event. See *Illegal exception returns from AArch64 state*.

ERETAA and ERETAB are UNDEFINED at EL0.

Integer
(FEAT_PAuth)

31	30	29	28	27	26	25	24	23	22	21	20	19	18	17	16	15	14	13	12	11	10	9	8	7	6	5	4	3	2	1	0
1	1	0	1	0	1	1	0	1	0	0	1	1	1	1	1	0	0	0	0	1	M	1	1	1	1	1	1	1	1	1	1
opc							op2							A				Rn							op4						

Encoding for the ERETAA variant

Applies when (M == 0)

ERETAA

Encoding for the ERETAB variant

Applies when (M == 1)

ERETAB

Decode for all variants of this encoding

```
if !IsFeatureImplemented(FEAT_PAuth) then EndOfDecode(Decode_UNDEF);

constant boolean pac = TRUE;
constant boolean use_key_a = (M == '0');
constant boolean auth_then_branch = TRUE;
```

Operation

```
if PSTATE.EL == EL0 then UNDEFINED;
AArch64.CheckForERetTrap(pac, use_key_a);
bits(64) target = ELR_ELx[];
constant bits(64) modifier = SP[64];

if use_key_a then
    target = AuthIA(target, modifier, auth_then_branch);
else
    target = AuthIB(target, modifier, auth_then_branch);

AArch64.ExceptionReturn(target, SPSR_ELx[]);
```

ESB

Error synchronization barrier

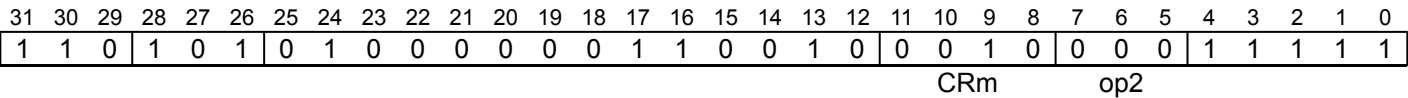
This instruction is an error synchronization event that might also update DISR_EL1 and VDISR_EL2.

This instruction can be used at all Exception levels and in Debug state.

In Debug state, this instruction behaves as if SError interrupts are masked at all Exception levels. For more information, see [RAS PE architecture](#) and Arm® Reliability, Availability, and Serviceability (RAS) System Architecture, for A-profile architecture (ARM IHI 0100).

If [FEAT_RAS](#) is not implemented, this instruction executes as a NOP.

System (FEAT_RAS)



Encoding

ESB

Decode for this encoding

```
if !IsFeatureImplemented(FEAT_RAS) then EndOfDecode(Decode_NOP);
```

Operation

```
if IsFeatureImplemented(FEAT_TME) && TSTATE.depth > 0 then
    FailTransaction(TMFailure_ERR, FALSE);
SynchronizeErrors();
AArch64.ESBOperation();
if PSTATE.EL IN {EL0, EL1} && EL2Enabled() then AArch64.vESBOperation();
TakeUnmaskedSErrorInterrupts();
```


EXTR

Extract register

This instruction extracts a register from a pair of registers.

This instruction is used by the alias [ROR \(immediate\)](#).

31	30	29	28	27	26	25	24	23	22	21	20	19	18	17	16	15	14	13	12	11	10	9	8	7	6	5	4	3	2	1	0
sf	0	0	1	0	0	1	1	1	N	0	Rm					imms					Rn					Rd					
op21										o0																					

Encoding for the 32-bit variant

Applies when (sf == 0 && N == 0 && imms == 0xxxxx)

EXTR <Wd>, <Wn>, <Wm>, #<lsb>

Encoding for the 64-bit variant

Applies when (sf == 1 && N == 1)

EXTR <Xd>, <Xn>, <Xm>, #<lsb>

Decode for all variants of this encoding

```
if N != sf then EndOfDecode(Decode_UNDEF);
if sf == '0' && imms<5> == '1' then EndOfDecode(Decode_UNDEF);

constant integer d = UInt(Rd);
constant integer n = UInt(Rn);
constant integer m = UInt(Rm);
constant integer datasize = 32 << UInt(sf);
constant integer lsb = UInt(imms);
```

Assembler Symbols

<Wd>	Is the 32-bit name of the general-purpose destination register, encoded in the "Rd" field.
<Wn>	Is the 32-bit name of the first general-purpose source register, encoded in the "Rn" field.
<Wm>	Is the 32-bit name of the second general-purpose source register, encoded in the "Rm" field.
<lsb>	For the "32-bit" variant: is the least significant bit position from which to extract, in the range 0 to 31, encoded in the "imms" field. For the "64-bit" variant: is the least significant bit position from which to extract, in the range 0 to 63, encoded in the "imms" field.
<Xd>	Is the 64-bit name of the general-purpose destination register, encoded in the "Rd" field.
<Xn>	Is the 64-bit name of the first general-purpose source register, encoded in the "Rn" field.
<Xm>	Is the 64-bit name of the second general-purpose source register, encoded in the "Rm" field.

Alias Conditions

Alias	Is preferred when
ROR (immediate)	Rn == Rm

Operation

```
bits(datasize) result;  
constant bits(datasize) operand1 = X[n, datasize];  
constant bits(datasize) operand2 = X[m, datasize];  
constant bits(2*datasize) concat = operand1:operand2;  
  
result = concat<(lsb+datasize)-1:lsb>;  
  
X[d, datasize] = result;
```

Operational information

If PSTATE.DIT is 1:

- The execution time of this instruction is independent of:
 - The values of the data supplied in any of its registers.
 - The values of the NZCV flags.
- The response of this instruction to asynchronous exceptions does not vary based on:
 - The values of the data supplied in any of its registers.
 - The values of the NZCV flags.

Internal version only: aarchmrs v2025-03_rel, pseudocode v2025-03_rel ; Build timestamp: 2025-03-21T17:41

Copyright © 2010-2025 Arm Limited or its affiliates. All rights reserved. This document is Non-Confidential.

GCSB

Guarded Control Stack barrier

This instruction generates a GCSB effect.
If *FEAT_GCS* is not implemented, this instruction executes as a NOP.

System (FEAT_GCS)

31	30	29	28	27	26	25	24	23	22	21	20	19	18	17	16	15	14	13	12	11	10	9	8	7	6	5	4	3	2	1	0
1	1	0	1	0	1	0	1	0	0	0	0	0	0	1	1	0	0	1	0	0	0	1	0	0	1	1	1	1	1	1	1
												CRm				op2															

Encoding

GCSB DSYNC

Decode for this encoding

```
if !IsFeatureImplemented(FEAT_GCS) then EndOfDecode(Decode_NOP);
```

Operation

```
GCSSynchronizationBarrier();
```

GCSPOPCX

Guarded Control Stack pop and compare exception return record

This instruction loads an exception return record from the location indicated by the current Guarded control stack pointer register, compares the loaded values with the current ELR_ELx, SPSR_ELx, and LR, and increments the pointer by the size of a Guarded Control Stack exception return record.

This is an alias of [SYS](#). This means:

- The encodings in this description are named to match the encodings of [SYS](#).
- The description of [SYS](#) gives the operational pseudocode, any CONSTRAINED UNPREDICTABLE behavior, and any operational information for this instruction.

System (FEAT_GCS)

31	30	29	28	27	26	25	24	23	22	21	20	19	18	17	16	15	14	13	12	11	10	9	8	7	6	5	4	3	2	1	0
1	1	0	1	0	1	0	1	0	0	0	0	1	0	0	0	0	1	1	1	0	1	1	1	1	0	1	Rt				
L										op1					CRn					CRm					op2						

Encoding

GCSPOPCX

is equivalent to

[SYS](#) #0, C7, C7, #5{, <Xt>}

and is always the preferred disassembly.

Operation

The description of [SYS](#) gives the operational pseudocode for this instruction.

GCSPOPM

Guarded Control Stack pop

This instruction loads the 64-bit doubleword that is pointed to by the current Guarded Control Stack pointer, writes it to the destination register, and increments the current Guarded Control Stack pointer register by the size of a Guarded Control Stack procedure return record.

This is an alias of [SYSL](#). This means:

- The encodings in this description are named to match the encodings of [SYSL](#).
- The description of [SYSL](#) gives the operational pseudocode, any CONSTRAINED UNPREDICTABLE behavior, and any operational information for this instruction.

System (FEAT_GCS)

31	30	29	28	27	26	25	24	23	22	21	20	19	18	17	16	15	14	13	12	11	10	9	8	7	6	5	4	3	2	1	0
1	1	0	1	0	1	0	1	0	0	1	0	1	0	1	1	0	1	1	1	0	1	1	1	0	0	1	Rt				
L										op1				CRn				CRm				op2									

Encoding

GCSPOPM {<Xt>}

is equivalent to

[SYSL](#) <Xt>, #3, C7, C7, #1

and is always the preferred disassembly.

Assembler Symbols

<Xt> Is the 64-bit name of the optional general-purpose destination register, encoded in the "Rt" field. Defaults to XZR if absent.

Operation

The description of [SYSL](#) gives the operational pseudocode for this instruction.

Internal version only: aarchmrs v2025-03_rel, pseudocode v2025-03_rel ; Build timestamp: 2025-03-21T17:41

Copyright © 2010-2025 Arm Limited or its affiliates. All rights reserved. This document is Non-Confidential.

GCSPOPX

Guarded Control Stack pop exception return record

This instruction loads an exception return record from the location indicated by the current Guarded Control Stack pointer register, checks that the record is an exception return record, and increments the pointer by the size of a Guarded Control Stack exception return record.

This is an alias of [SYS](#). This means:

- The encodings in this description are named to match the encodings of [SYS](#).
- The description of [SYS](#) gives the operational pseudocode, any CONSTRAINED UNPREDICTABLE behavior, and any operational information for this instruction.

System (FEAT_GCS)

31	30	29	28	27	26	25	24	23	22	21	20	19	18	17	16	15	14	13	12	11	10	9	8	7	6	5	4	3	2	1	0
1	1	0	1	0	1	0	1	0	0	0	0	1	0	0	0	0	1	1	1	0	1	1	1	1	1	1	0	Rt			
L										op1				CRn				CRm				op2									

Encoding

GCSPOPX

is equivalent to

[SYS](#) #0, C7, C7, #6{, <Xt>}

and is always the preferred disassembly.

Operation

The description of [SYS](#) gives the operational pseudocode for this instruction.

GCSPUSHM

Guarded Control Stack push

This instruction decrements the current Guarded Control Stack pointer register by the size of a Guarded control procedure return record and stores an entry to the Guarded Control Stack.

This is an alias of [SYS](#). This means:

- The encodings in this description are named to match the encodings of [SYS](#).
- The description of [SYS](#) gives the operational pseudocode, any CONSTRAINED UNPREDICTABLE behavior, and any operational information for this instruction.

System (FEAT_GCS)

31	30	29	28	27	26	25	24	23	22	21	20	19	18	17	16	15	14	13	12	11	10	9	8	7	6	5	4	3	2	1	0
1	1	0	1	0	1	0	1	0	0	0	0	1	0	1	1	0	1	1	1	0	1	1	1	0	0	0	Rt				
L										op1				CRn				CRm				op2									

Encoding

GCSPUSHM [<Xt>](#)

is equivalent to

[SYS](#) #3, C7, C7, #0, [<Xt>](#)

and is always the preferred disassembly.

Assembler Symbols

[<Xt>](#) Is the 64-bit name of the general-purpose source register, encoded in the "Rt" field.

Operation

The description of [SYS](#) gives the operational pseudocode for this instruction.

GCSPUSHX

Guarded Control Stack push exception return record

This instruction decrements the current Guarded Control Stack pointer register by the size of a Guarded Control Stack exception return record and stores an exception return record to the Guarded Control Stack.

This is an alias of [SYS](#). This means:

- The encodings in this description are named to match the encodings of [SYS](#).
- The description of [SYS](#) gives the operational pseudocode, any CONSTRAINED UNPREDICTABLE behavior, and any operational information for this instruction.

System (FEAT_GCS)

31	30	29	28	27	26	25	24	23	22	21	20	19	18	17	16	15	14	13	12	11	10	9	8	7	6	5	4	3	2	1	0
1	1	0	1	0	1	0	1	0	0	0	0	1	0	0	0	0	1	1	1	0	1	1	1	1	0	0	Rt				
L										op1				CRn				CRm				op2									

Encoding

GCSPUSHX

is equivalent to

[SYS](#) #0, C7, C7, #4{, <Xt>}

and is always the preferred disassembly.

Operation

The description of [SYS](#) gives the operational pseudocode for this instruction.

GCSSS1

Guarded Control Stack switch stack 1

This instruction validates that the stack being switched to contains a Valid cap entry, stores an In-progress cap entry to the stack that is being switched to, and sets the current Guarded control stack pointer to the stack that is being switched to.
If the instruction generates a synchronous Data Abort exception, Watchpoint exception, GPC exception, or GCS Data Check exception, the value of *GCSPR_ELx* for the current Exception level is restored to the value held in the register before the instruction was executed.

This is an alias of *SYS*. This means:

- The encodings in this description are named to match the encodings of *SYS*.
- The description of *SYS* gives the operational pseudocode, any CONSTRAINED UNPREDICTABLE behavior, and any operational information for this instruction.

System (FEAT_GCS)

31	30	29	28	27	26	25	24	23	22	21	20	19	18	17	16	15	14	13	12	11	10	9	8	7	6	5	4	3	2	1	0
1	1	0	1	0	1	0	1	0	0	0	0	1	0	1	1	0	1	1	1	0	1	1	1	0	1	0	Rt				
L										op1				CRn				CRm				op2									

Encoding

GCSSS1 <Xt>

is equivalent to

SYS #3, C7, C7, #2, <Xt>

and is always the preferred disassembly.

Assembler Symbols

<Xt> Is the 64-bit name of the general-purpose source register, encoded in the "Rt" field.

Operation

The description of *SYS* gives the operational pseudocode for this instruction.

GCSSS2

Guarded Control Stack switch stack 2

This instruction validates that the most recent entry of the Guarded Control Stack being switched to contains an In-progress cap entry, stores a Valid cap entry to the Guarded Control Stack that is being switched from, and sets Xt to the Guarded Control Stack pointer that is being switched from.

This is an alias of [SYSL](#). This means:

- The encodings in this description are named to match the encodings of [SYSL](#).
- The description of [SYSL](#) gives the operational pseudocode, any CONSTRAINED UNPREDICTABLE behavior, and any operational information for this instruction.

System (FEAT_GCS)

31	30	29	28	27	26	25	24	23	22	21	20	19	18	17	16	15	14	13	12	11	10	9	8	7	6	5	4	3	2	1	0
1	1	0	1	0	1	0	1	0	0	1	0	1	0	1	1	0	1	1	1	0	1	1	1	0	1	1	Rt				
L										op1				CRn				CRm				op2									

Encoding

GCSSS2 [<Xt>](#)

is equivalent to

[SYSL](#) [<Xt>](#), #3, C7, C7, #3

and is always the preferred disassembly.

Assembler Symbols

[<Xt>](#) Is the 64-bit name of the general-purpose destination register, encoded in the "Rt" field.

Operation

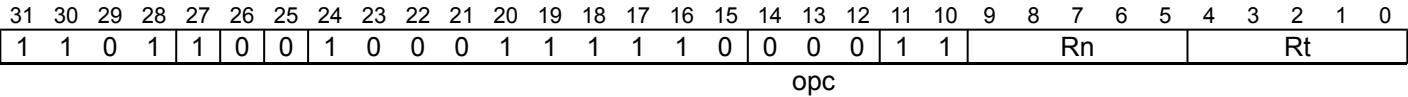
The description of [SYSL](#) gives the operational pseudocode for this instruction.

GCSSTR

Guarded Control Stack store register

This instruction stores a doubleword from a register to memory. The address that is used for the store is calculated from a base register.

Integer
(FEAT_GCS)



Encoding

GCSSTR <Xt>, [<Xn|SP>]

Decode for this encoding

```
if !IsFeatureImplemented(FEAT_GCS) then EndOfDecode(Decode_UNDEF);
constant integer t = UInt(Rt);
constant integer n = UInt(Rn);
```

Assembler Symbols

- <Xt> Is the 64-bit name of the general-purpose register to be transferred, encoded in the "Rt" field.
- <Xn|SP> Is the 64-bit name of the general-purpose base register or stack pointer, encoded in the "Rn" field.

Operation

```
bits(64) address;

constant bits(2) effective_el = PSTATE.EL;

if effective_el == PSTATE.EL then
    CheckGCSSTREnabled();

constant boolean privileged = effective_el != EL0;
constant AccessDescriptor accdesc = CreateAccDescGCS(MemOp_STORE, privileged);

if n == 31 then
    CheckSPAlignment();
    address = SP[64];
else
    address = X[n, 64];

Mem[address, 8, accdesc] = X[t, 64];
```

GCSSTTR

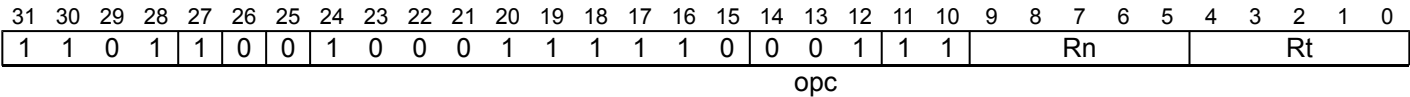
Guarded Control Stack store register (unprivileged)

This instruction stores a doubleword from a register to memory. The address that is used for the store is calculated from a base register. Explicit Memory effects produced by the instruction behave as if the instruction was executed at EL0 if the *Effective value* of PSTATE.UAO is 0 and either:

- The instruction is executed at EL1 and the *Effective value* of HCR_EL2.{NV, NV1} is not {1, 1}.
- The instruction is executed at EL2 when the *Effective value* of HCR_EL2.{E2H, TGE} is {1, 1}.

Otherwise, the Explicit Memory effects operate with the restrictions determined by the Exception level at which the instruction is executed.

Integer
(FEAT_GCS)



Encoding

GCSSTTR <Xt>, [<Xn|SP>]

Decode for this encoding

```
if !IsFeatureImplemented(FEAT_GCS) then EndOfDecode(Decode_UNDEF);
constant integer t = UInt(Rt);
constant integer n = UInt(Rn);
```

Assembler Symbols

- <Xt> Is the 64-bit name of the general-purpose register to be transferred, encoded in the "Rt" field.
- <Xn|SP> Is the 64-bit name of the general-purpose base register or stack pointer, encoded in the "Rn" field.

Operation

```
bits(64) address;

constant bits(2) effective_el = if AArch64.IsUnprivAccessPriv() then PSTATE.EL else EL0;

if effective_el == PSTATE.EL then
    CheckGCSSTREnabled();

constant boolean privileged = effective_el != EL0;
constant AccessDescriptor accdesc = CreateAccDescGCS(MemOp_STORE, privileged);

if n == 31 then
    CheckSPAlignment();
    address = SP[64];
else
    address = X[n, 64];

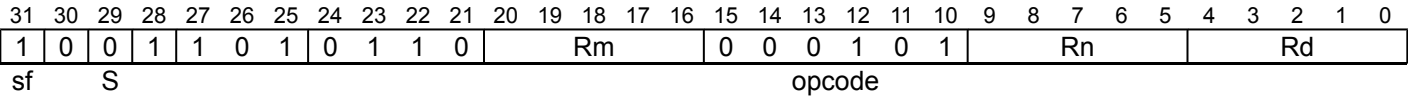
Mem[address, 8, accdesc] = X[t, 64];
```

GMI

Tag mask insert

This instruction inserts the tag in the first source register into the excluded set specified in the second source register, writing the new excluded set to the destination register.

Integer (FEAT_MTE)



Encoding

GMI <Xd>, <Xn|SP>, <Xm>

Decode for this encoding

```
if !IsFeatureImplemented(FEAT_MTE) then EndOfDecode(Decode_UNDEF);
constant integer d = UInt(Rd);
constant integer n = UInt(Rn);
constant integer m = UInt(Rm);
```

Assembler Symbols

- <Xd> Is the 64-bit name of the general-purpose destination register, encoded in the "Rd" field.
- <Xn|SP> Is the 64-bit name of the first source general-purpose register or stack pointer, encoded in the "Rn" field.
- <Xm> Is the 64-bit name of the second general-purpose source register, encoded in the "Rm" field.

Operation

```
constant bits(64) address = if n == 31 then SP[64] else X[n, 64];
bits(64) mask = X[m, 64];
constant bits(4) tag = AArch64.AllocationTagFromAddress(address);

mask<UInt(tag)> = '1';
X[d, 64] = mask;
```

HINT

Hint instruction

This instruction is for the instruction set space that is reserved for architectural hint instructions.

Some encodings described here are not allocated in this revision of the architecture, and behave as NOPs. These encodings might be allocated to other hint functionality in future revisions of the architecture and therefore must not be used by software.

31	30	29	28	27	26	25	24	23	22	21	20	19	18	17	16	15	14	13	12	11	10	9	8	7	6	5	4	3	2	1	0			
1	1	0	1	0	1	0	1	0	0	0	0	0	0	1	1	0	0	1	0	CRm			op2			1					1	1	1	1

Encoding

HINT #<imm>

Decode for this encoding

```
SystemHintOp op;

boolean stream;
case CRm:op2 of
  when '0000 000' op = SystemHintOp_NOP;
  when '0000 001' op = SystemHintOp_YIELD;
  when '0000 010' op = SystemHintOp_WFE;
  when '0000 011' op = SystemHintOp_WFI;
  when '0000 100' op = SystemHintOp_SEV;
  when '0000 101' op = SystemHintOp_SEVL;
  when '0000 110'
    if !IsFeatureImplemented(FEAT_DGH) then EndOfDecode(Decode_NOP);
    op = SystemHintOp_DGH;
  when '0000 111' SEE "XPACLRI";
  when '0001 xxx'
    case op2 of
      when '000' SEE "PACIA1716";
      when '010' SEE "PACIB1716";
      when '100' SEE "AUTIA1716";
      when '110' SEE "AUTIB1716";
      otherwise EndOfDecode(Decode_NOP);
  when '0010 000'
    if !IsFeatureImplemented(FEAT_RAS) then EndOfDecode(Decode_NOP);
    op = SystemHintOp_ESB;
  when '0010 001'
    if !IsFeatureImplemented(FEAT_SPE) then EndOfDecode(Decode_NOP);
    op = SystemHintOp_PSB;
  when '0010 010'
    if !IsFeatureImplemented(FEAT_TRF) then EndOfDecode(Decode_NOP);
    op = SystemHintOp_TSB;
  when '0010 011'
    if !IsFeatureImplemented(FEAT_GCS) then EndOfDecode(Decode_NOP);
    op = SystemHintOp_GCSB;
  when '0010 100'
    op = SystemHintOp_CSDB;
  when '0010 110'
    if !IsFeatureImplemented(FEAT_CLRBHB) then EndOfDecode(Decode_NOP);
    op = SystemHintOp_CLRBHB;
  when '0011 xxx'
    case op2 of
      when '000' SEE "PACIAZ";
      when '001' SEE "PACIASP";
      when '010' SEE "PACIBZ";
      when '011' SEE "PACIBSP";
      when '100' SEE "AUTIAZ";
      when '101' SEE "AUTIASP";
      when '110' SEE "AUTIBZ";
      when '111' SEE "AUTIBSP";
  when '0100 xx0'
    if !IsFeatureImplemented(FEAT_BTI) then EndOfDecode(Decode_NOP);

    // Check branch target compatibility between BTI instruction and PSTATE.BTYPE
    SetBTypeCompatible(BTypeCompatible_BTI(op2<2:1>));
    op = SystemHintOp_BTI;
  when '0100 111' SEE "PACM";
  when '0101 000'
    if !IsFeatureImplemented(FEAT_CHK) then EndOfDecode(Decode_NOP);
    op = SystemHintOp_CHKFEAT;
  when '0110 00x'
    if !IsFeatureImplemented(FEAT_PCDPHINT) then EndOfDecode(Decode_NOP);
    stream = op2<0> == '1';
    op = SystemHintOp_STSHH;
  otherwise EndOfDecode(Decode_NOP);
```

Assembler Symbols

<imm> Is a 7-bit unsigned immediate, in the range 0 to 127, encoded in the "CRm:op2" field.
The encodings that are allocated to architectural hint functionality are described in the 'Hints' table in the 'Index by Encoding'.

Note

For allocated encodings of "CRm:op2":

- A disassembler will disassemble the allocated instruction, rather than the `HINT` instruction.
- An assembler may support assembly of allocated encodings using `HINT` with the corresponding <imm> value, but it is not required to do so.


```

case op of
  when SystemHintOp\_YIELD
    Hint\_Yield();

  when SystemHintOp\_DGH
    Hint\_DGH();

  when SystemHintOp\_WFE
    Hint\_WFE();

  when SystemHintOp\_WFI
    Hint\_WFI();

  when SystemHintOp\_SEV
    SendEvent();

  when SystemHintOp\_SEVL
    SendEventLocal();

  when SystemHintOp\_ESB
    if IsFeatureImplemented(FEAT_TME) && TSTATE.depth > 0 then
      FailTransaction(TMFailure\_ERR, FALSE);
      SynchronizeErrors();
      AArch64.ESBOperation();
      if PSTATE.EL IN {EL0, EL1} && EL2Enabled() then AArch64.vESBOperation();
      TakeUnmaskedSErrorInterrupts();

  when SystemHintOp\_PSB
    if IsFeatureImplemented(FEAT_FGT) && IsFeatureImplemented(FEAT_SPEv1p5) then
      constant boolean trap_to_el2 = (PSTATE.EL IN {EL0, EL1} && EL2Enabled() &&
        !IsInHost() &&
        (!HaveEL(EL3) || SCR_EL3.FGTEn == '1') &&
        HFGITR_EL2.PSBCSYNC == '1');

      if trap_to_el2 then
        ExceptionRecord except = ExceptionSyndrome(Exception\_LDST64BTrap); // to be renamed
        except.syndrome.iss = 0x3<24:0>;
        constant bits(64) preferred_exception_return = ThisInstrAddr(64);
        constant integer vect_offset = 0x0;
        AArch64.TakeException(EL2, except, preferred_exception_return, vect_offset);

        ProfilingSynchronizationBarrier();

  when SystemHintOp\_TSB
    if IsFeatureImplemented(FEAT_FGT2) && IsFeatureImplemented(FEAT_TRBEv1p1) then
      constant boolean trap_to_el2 = (PSTATE.EL IN {EL0, EL1} && EL2Enabled() &&
        !IsInHost() &&
        (!HaveEL(EL3) || SCR_EL3.FGTEn2 == '1') &&
        HFGITR2_EL2.TSBCSYNC == '1');

      if trap_to_el2 then
        ExceptionRecord except = ExceptionSyndrome(Exception\_LDST64BTrap); // to be renamed
        except.syndrome.iss = 0x4<24:0>;
        constant bits(64) preferred_exception_return = ThisInstrAddr(64);
        constant integer vect_offset = 0x0;
        AArch64.TakeException(EL2, except, preferred_exception_return, vect_offset);

        TraceSynchronizationBarrier();

  when SystemHintOp\_GCSB
    GCSSynchronizationBarrier();

  when SystemHintOp\_CHKFEAT
    X[16, 64] = AArch64.ChkFeat(X[16, 64]);

  when SystemHintOp\_CSDB
    ConsumptionOfSpeculativeDataBarrier();

  when SystemHintOp\_CLRBHB
    Hint\_CLRBHB();

  when SystemHintOp\_BTI

```

```
    SetBTypeNext('00');  
  
    when SystemHintOp\_STSHH  
        Hint\_StoreShared(stream);  
  
    when SystemHintOp\_NOP  
        return; // Do nothing  
  
    otherwise  
        Unreachable();
```

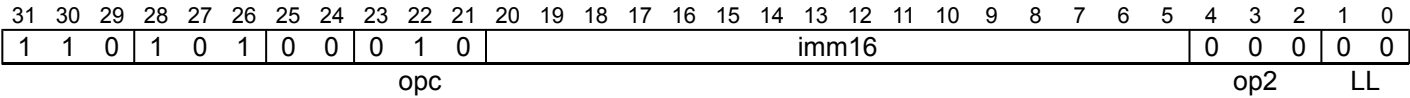
Internal version only: aarchmrs v2025-03_rel, pseudocode v2025-03_rel ; Build timestamp: 2025-03-21T17:41

Copyright © 2010-2025 Arm Limited or its affiliates. All rights reserved. This document is Non-Confidential.

HLT

Halt instruction

This instruction can generate a Halt Instruction debug event, which causes entry into Debug state.
Within a guarded memory region, while *PSTATE.BTYPE* != 0b00, an HLT instruction that would cause entry into Debug state will not generate a Branch Target exception and will cause entry into Debug state as normal. For more information, see *PSTATE.BTYPE*.



Encoding

HLT #<imm>

Decode for this encoding

```
if EDSCR.HDE == '0' || !HaltingAllowed() then
    EndOfDecode(Decode_UNDEF);
elseif IsFeatureImplemented(FEAT_BTI) then
    SetBTypeCompatible(TRUE);
```

Assembler Symbols

<imm> Is a 16-bit unsigned immediate, in the range 0 to 65535, encoded in the "imm16" field.

Operation

```
constant boolean is_async = FALSE;
constant FaultRecord fault = NoFault();
Halt(DebugHalt_HaltInstruction, is_async, fault);
```

HVC

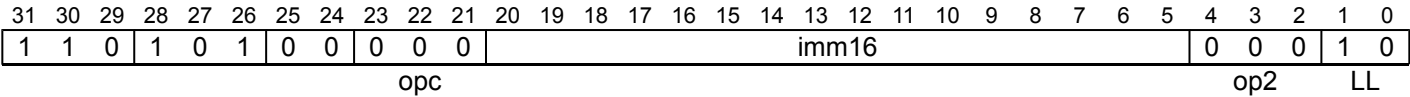
Hypervisor call

This instruction causes an exception to EL2. Software executing at EL1 can use this instruction to call the hypervisor to request a service.

The HVC instruction is UNDEFINED:

- When EL3 is implemented and SCR_EL3.HCE is set to 0.
- When EL3 is not implemented and HCR_EL2.HCD is set to 1.
- When EL2 is not implemented.
- At EL1 if EL2 is not enabled in the current Security state.
- At EL0.

On executing an HVC instruction, the PE records the exception as a Hypervisor Call exception in *ESR_ELx*, using the EC syndrome value 0x16, and the value of the immediate argument.



Encoding

HVC #<imm>

Decode for this encoding

```
if !HaveEL(EL2) then EndOfDecode(Decode_UNDEF);
constant bits(16) imm = imm16;
```

Assembler Symbols

<imm> Is a 16-bit unsigned immediate, in the range 0 to 65535, encoded in the "imm16" field.

Operation

```
if PSTATE.EL == EL0 then UNDEFINED;
if PSTATE.EL == EL1 && !EL2Enabled() then UNDEFINED;
if !HaveEL(EL3) && HCR_EL2.HCD == '1' then UNDEFINED;
if HaveEL(EL3) && SCR_EL3.HCE == '0' then UNDEFINED;

AArch64.CallHypervisor(imm);
```

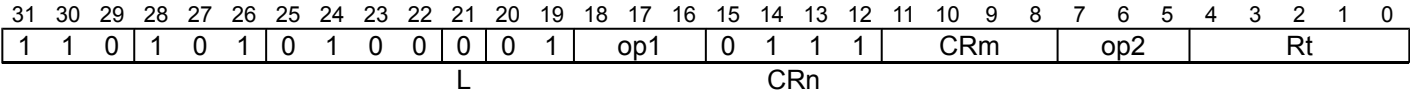
IC

Instruction cache operation

For more information, see *op0==0b01, cache maintenance, TLB maintenance, and address translation instructions*.

This is an alias of [SYS](#). This means:

- The encodings in this description are named to match the encodings of [SYS](#).
- The description of [SYS](#) gives the operational pseudocode, any CONSTRAINED UNPREDICTABLE behavior, and any operational information for this instruction.



Encoding

IC [<ic_op>](#){, [<Xt>](#)}

is equivalent to

[SYS](#) [#<op1>](#), C7, [<Cm>](#), [#<op2>](#){, [<Xt>](#)}

and is the preferred disassembly when `SysOp(op1, '0111', CRm, op2) == Sys_IC`.

Assembler Symbols

[<ic_op>](#) Is an IC operation name, as listed for the IC system instruction pages, encoded in “op1:CRm:op2”:

op1	CRm	op2	<ic_op>
000	0001	000	IALLUIS
000	0101	000	IALLU
011	0101	001	IVAU

[<Xt>](#) Is the 64-bit name of the optional general-purpose source register, defaulting to '11111', encoded in the "Rt" field.

Operation

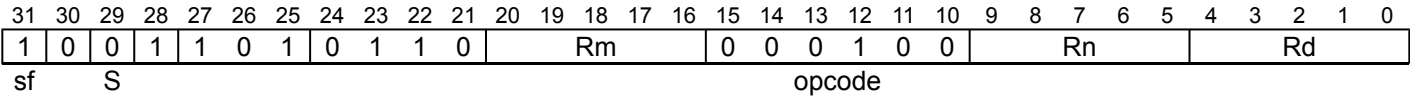
The description of [SYS](#) gives the operational pseudocode for this instruction.

IRG

Insert random tag

This instruction inserts a random Logical Address Tag into the address in the first source register, and writes the result to the destination register. Any tags specified in the optional second source register or in GCR_EL1.Exclude are excluded from the selection of the random Logical Address Tag.

Integer (FEAT_MTE)



Encoding

IRG <Xd|SP>, <Xn|SP>{, <Xm>}

Decode for this encoding

```
if !IsFeatureImplemented(FEAT_MTE) then EndOfDecode(Decode_UNDEF);
constant integer d = UInt(Rd);
constant integer n = UInt(Rn);
constant integer m = UInt(Rm);
```

Assembler Symbols

- <Xd|SP> Is the 64-bit name of the destination general-purpose register or stack pointer, encoded in the "Rd" field.
- <Xn|SP> Is the 64-bit name of the first source general-purpose register or stack pointer, encoded in the "Rn" field.
- <Xm> Is the 64-bit name of the second general-purpose source register, encoded in the "Rm" field. Defaults to XZR if absent.

Operation

```
constant bits(64) operand = if n == 31 then SP[64] else X[n, 64];
constant bits(64) exclude_reg = X[m, 64];
constant bits(16) exclude = exclude_reg<15:0> OR GCR_EL1.Exclude;
bits(4) rtag;

if AArch64.AllocationTagAccessIsEnabled(PSTATE.EL) then
    if GCR_EL1.RRND == '1' then
        if IsOnes(exclude) then
            rtag = '0000';
        else
            rtag = ChooseRandomNonExcludedTag(exclude);
    else
        constant bits(4) start_tag = RGSr_EL1.TAG;
        constant bits(4) offset = AArch64.RandomTag();

        rtag = AArch64.ChooseNonExcludedTag(start_tag, offset, exclude);

        RGSr_EL1.TAG = rtag;
else
    rtag = '0000';

constant bits(64) result = AArch64.AddressWithAllocationTag(operand, rtag);

if d == 31 then
    SP[64] = result;
else
    X[d, 64] = result;
```


ISB

Instruction synchronization barrier

This instruction flushes the pipeline in the PE and is a context synchronization event. For more information, see [Instruction Synchronization Barrier \(ISB\)](#).

31	30	29	28	27	26	25	24	23	22	21	20	19	18	17	16	15	14	13	12	11	10	9	8	7	6	5	4	3	2	1	0
1	1	0	1	0	1	0	1	0	0	0	0	0	0	1	1	0	0	1	1	CRm			1	1	0	1	1	1	1	1	1
																								opc			Rt				

Encoding

ISB {<option>|<imm>}

Decode for this encoding

// No additional decoding required

Assembler Symbols

- <option>

Specifies an optional limitation on the barrier operation. Values are:
SY
Full system barrier operation, encoded as CRm = 0b1111. Can be omitted.

All other encodings of "CRm" are reserved. The corresponding instructions execute as full system barrier operations, but must not be relied upon by software.
- <imm>

Is an optional 4-bit unsigned immediate, in the range 0 to 15, defaulting to 15 and encoded in the "CRm" field.

Operation

```
InstructionSynchronizationBarrier();  
  
if IsFeatureImplemented(FEAT_BRBE) && BRBEBranchOnISB() then  
    BRBEISB();
```

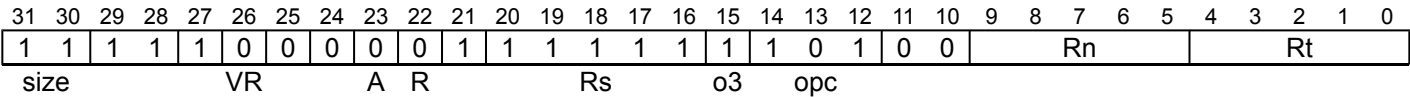
LD64B

Single-copy atomic 64-byte Load

This instruction derives an address from a base register value, loads eight 64-bit doublewords from a memory location, and writes them to consecutive registers. The load starts at register Xt, with the data being read as X(t+7):X(t+6):X(t+5):X(t+4):X(t+3):X(t+2):X(t+1):Xt = Data<511:0>. The data is loaded atomically and is required to be 64-byte aligned.

It is IMPLEMENTATION DEFINED which memory locations support this instruction. A memory location that supports LD64B also supports ST64B. For more information, including about the memory types accessible and how the accesses are performed, see *Single-copy atomic 64-byte load/store*.

Integer
(FEAT_LS64)



Encoding

LD64B <Xt>, [<Xn|SP> {, #0}]

Decode for this encoding

```
if !IsFeatureImplemented(FEAT_LS64) then EndOfDecode(Decode_UNDEF);
if Rt<4:3> == '11' || Rt<0> == '1' then EndOfDecode(Decode_UNDEF);
constant boolean withstatus = FALSE;
constant integer t = UInt(Rt);
constant integer n = UInt(Rn);
constant boolean tagchecked = n != 31;
```

For information about the CONSTRAINED UNPREDICTABLE behavior of this instruction, see *Architectural Constraints on UNPREDICTABLE behaviors*, and particularly *LD64B*.

Assembler Symbols

- <Xt> Is the 64-bit name of the first general-purpose register to be transferred, encoded in the "Rt" field.
- <Xn|SP> Is the 64-bit name of the general-purpose base register or stack pointer, encoded in the "Rn" field.

Operation

```
CheckLDST64BEnabled();

bits(512) data;
bits(64) address;
bits(64) value;

constant AccessDescriptor accdesc = CreateAccDescLS64(MemOp_LOAD, withstatus, tagchecked);

if n == 31 then
    CheckSPAlignment();
    address = SP[64];
else
    address = X[n, 64];
data = MemLoad64B(address, accdesc);

for i = 0 to 7
    value = data<63+64*i : 64*i>;
    if BigEndian(accdesc.acctype) then value = BigEndianReverse(value);
    X[t+i, 64] = value;
```


LDADD, LDADDA, LDADDAL, LDADDL

Atomic add on word or doubleword in memory

This instruction atomically loads a 32-bit word or 64-bit doubleword from memory, adds the value held in a register to it, and stores the result back to memory. The value initially loaded from memory is returned in the destination register.

- If the destination register is not one of WZR or XZR, LDADDA and LDADDAL load from memory with acquire semantics.
- LDADDL and LDADDAL store to memory with release semantics.
- LDADD has neither acquire nor release semantics.

For more information about memory ordering semantics, see *Load-Acquire, Store-Release*.

For information about addressing modes, see *Load/Store addressing modes*.

This instruction is used by the alias [STADD, STADDL](#).

Integer (FEAT_LSE)

31	30	29	28	27	26	25	24	23	22	21	20	19	18	17	16	15	14	13	12	11	10	9	8	7	6	5	4	3	2	1	0
1	x	1	1	1	0	0	0	A	R	1	Rs				0	0	0	0	0	0	Rn				Rt						
size		VR												o3				opc													

Encoding for the 32-bit no memory ordering variant

Applies when (size == 10 && A == 0 && R == 0)

LDADD <Ws>, <Wt>, [<Xn|SP>]

Encoding for the 32-bit acquire variant

Applies when (size == 10 && A == 1 && R == 0)

LDADDA <Ws>, <Wt>, [<Xn|SP>]

Encoding for the 32-bit acquire-release variant

Applies when (size == 10 && A == 1 && R == 1)

LDADDAL <Ws>, <Wt>, [<Xn|SP>]

Encoding for the 32-bit release variant

Applies when (size == 10 && A == 0 && R == 1)

LDADDL <Ws>, <Wt>, [<Xn|SP>]

Encoding for the 64-bit no memory ordering variant

Applies when (size == 11 && A == 0 && R == 0)

LDADD <Xs>, <Xt>, [<Xn|SP>]

Encoding for the 64-bit acquire variant

Applies when (size == 11 && A == 1 && R == 0)

LDADDA <Xs>, <Xt>, [<Xn|SP>]

Encoding for the 64-bit acquire-release variant

Applies when (size == 11 && A == 1 && R == 1)

LDADDAL <Xs>, <Xt>, [<Xn|SP>]

Encoding for the 64-bit release variant

Applies when (size == 11 && A == 0 && R == 1)

LDADDL <Xs>, <Xt>, [<Xn|SP>]

Decode for all variants of this encoding

```
if !IsFeatureImplemented(FEAT_LSE) then EndOfDecode(Decode_UNDEF);
constant integer s = UInt(Rs);
constant integer t = UInt(Rt);
constant integer n = UInt(Rn);

constant integer datasize = 8 << UInt(size);
constant integer regsize = if datasize == 64 then 64 else 32;

constant boolean acquire = A == '1' && Rt != '11111';
constant boolean release = R == '1';
constant boolean tagchecked = n != 31;
```

Assembler Symbols

- <Ws> Is the 32-bit name of the general-purpose register holding the data value to be operated on with the contents of the memory location, encoded in the "Rs" field.
- <Wt> Is the 32-bit name of the general-purpose register to be loaded, encoded in the "Rt" field.
- <Xn|SP> Is the 64-bit name of the general-purpose base register or stack pointer, encoded in the "Rn" field.
- <Xs> Is the 64-bit name of the general-purpose register holding the data value to be operated on with the contents of the memory location, encoded in the "Rs" field.
- <Xt> Is the 64-bit name of the general-purpose register to be loaded, encoded in the "Rt" field.

Alias Conditions

Alias	Is preferred when
STADD, STADDL	A == '0' && Rt == '11111'

Operation

```
bits(64) address;

constant boolean privileged = PSTATE.EL != EL0;
constant AccessDescriptor accdesc = CreateAccDescAtomicOp(MemAtomicOp_ADD, acquire, release, tagchecked, privileged);

if n == 31 then
    CheckSPAlignment();
    address = SP[64];
else
    address = X[n, 64];

constant bits(datasize) comparevalue = bits(datasize) UNKNOWN; // Irrelevant when not executing CAS
constant bits(datasize) value = X[s, datasize];
constant bits(datasize) data = MemAtomic(address, comparevalue, value, accdesc);

if t != 31 then
    X[t, regsize] = ZeroExtend(data, regsize);
```

Operational information

If PSTATE.DIT is 1, the timing of this instruction is insensitive to the value of the data being loaded or stored.

LDADDB, LDADDAB, LDADDALB, LDADDLB

Atomic add on byte in memory

This instruction atomically loads an 8-bit byte from memory, adds the value held in a register to it, and stores the result back to memory. The value initially loaded from memory is returned in the destination register.

- If the destination register is not WZR, LDADDAB and LDADDALB load from memory with acquire semantics.
- LDADDLB and LDADDALB store to memory with release semantics.
- LDADDB has neither acquire nor release semantics.

For more information about memory ordering semantics, see *Load-Acquire, Store-Release*.

For information about addressing modes, see *Load/Store addressing modes*.

This instruction is used by the alias [STADDB, STADDLB](#).

Integer (FEAT_LSE)

31	30	29	28	27	26	25	24	23	22	21	20	19	18	17	16	15	14	13	12	11	10	9	8	7	6	5	4	3	2	1	0
0	0	1	1	1	0	0	0	A	R	1	Rs				0	0	0	0	0	0	Rn				Rt						
size				VR								o3				opc															

Encoding for the No memory ordering variant

Applies when (A == 0 && R == 0)

LDADDB <Ws>, <Wt>, [<Xn|SP>]

Encoding for the Acquire variant

Applies when (A == 1 && R == 0)

LDADDAB <Ws>, <Wt>, [<Xn|SP>]

Encoding for the Acquire-release variant

Applies when (A == 1 && R == 1)

LDADDALB <Ws>, <Wt>, [<Xn|SP>]

Encoding for the Release variant

Applies when (A == 0 && R == 1)

LDADDLB <Ws>, <Wt>, [<Xn|SP>]

Decode for all variants of this encoding

```
if !IsFeatureImplemented(FEAT_LSE) then EndOfDecode(Decode_UNDEF);
constant integer s = UInt(Rs);
constant integer t = UInt(Rt);
constant integer n = UInt(Rn);

constant boolean acquire = A == '1' && Rt != '11111';
constant boolean release = R == '1';
constant boolean tagchecked = n != 31;
```

Assembler Symbols

<Ws> Is the 32-bit name of the general-purpose register holding the data value to be operated on with the contents of the memory location, encoded in the "Rs" field.

- <Wt>Is the 32-bit name of the general-purpose register to be loaded, encoded in the "Rt" field.
- <Xn|SP>Is the 64-bit name of the general-purpose base register or stack pointer, encoded in the "Rn" field.

Alias Conditions

Alias	Is preferred when
STADDB, STADDLB	A == '0' && Rt == '11111'

Operation

```
bits(64) address;

constant boolean privileged = PSTATE.EL != ELO;
constant AccessDescriptor accdesc = CreateAccDescAtomicOp(MemAtomicOp\_ADD, acquire, release,
tagchecked, privileged);

if n == 31 then
    CheckSPAlignment();
    address = SP[64];
else
    address = X[n, 64];

constant bits(8) comparevalue = bits(8) UNKNOWN; // Irrelevant when not executing CAS
constant bits(8) value = X[s, 8];
constant bits(8) data = MemAtomic(address, comparevalue, value, accdesc);

if t != 31 then
    X[t, 32] = ZeroExtend(data, 32);
```

Operational information

If PSTATE.DIT is 1, the timing of this instruction is insensitive to the value of the data being loaded or stored.

LDADDH, LDADDAH, LDADDALH, LDADDLH

Atomic add on halfword in memory

This instruction atomically loads a 16-bit halfword from memory, adds the value held in a register to it, and stores the result back to memory. The value initially loaded from memory is returned in the destination register.

- If the destination register is not WZR, LDADDAH and LDADDALH load from memory with acquire semantics.
- LDADDLH and LDADDALH store to memory with release semantics.
- LDADDH has neither acquire nor release semantics.

For more information about memory ordering semantics, see *Load-Acquire, Store-Release*.

For information about addressing modes, see *Load/Store addressing modes*.

This instruction is used by the alias [STADDH, STADDLH](#).

Integer (FEAT_LSE)

31	30	29	28	27	26	25	24	23	22	21	20	19	18	17	16	15	14	13	12	11	10	9	8	7	6	5	4	3	2	1	0
0	1	1	1	1	0	0	0	A	R	1	Rs				0	0	0	0	0	0	Rn				Rt						
size				VR								o3				opc															

Encoding for the No memory ordering variant

Applies when (A == 0 && R == 0)

LDADDH <Ws>, <Wt>, [<Xn|SP>]

Encoding for the Acquire variant

Applies when (A == 1 && R == 0)

LDADDAH <Ws>, <Wt>, [<Xn|SP>]

Encoding for the Acquire-release variant

Applies when (A == 1 && R == 1)

LDADDALH <Ws>, <Wt>, [<Xn|SP>]

Encoding for the Release variant

Applies when (A == 0 && R == 1)

LDADDLH <Ws>, <Wt>, [<Xn|SP>]

Decode for all variants of this encoding

```
if !IsFeatureImplemented(FEAT_LSE) then EndOfDecode(Decode_UNDEF);
constant integer s = UInt(Rs);
constant integer t = UInt(Rt);
constant integer n = UInt(Rn);

constant boolean acquire = A == '1' && Rt != '11111';
constant boolean release = R == '1';
constant boolean tagchecked = n != 31;
```

Assembler Symbols

<Ws> Is the 32-bit name of the general-purpose register holding the data value to be operated on with the contents of the memory location, encoded in the "Rs" field.

- <Wt>Is the 32-bit name of the general-purpose register to be loaded, encoded in the "Rt" field.
- <Xn|SP>Is the 64-bit name of the general-purpose base register or stack pointer, encoded in the "Rn" field.

Alias Conditions

Alias	Is preferred when
STADDH, STADDLH	A == '0' && Rt == '11111'

Operation

```
bits(64) address;

constant boolean privileged = PSTATE.EL != ELO;
constant AccessDescriptor accdesc = CreateAccDescAtomicOp(MemAtomicOp\_ADD, acquire, release,
tagchecked, privileged);

if n == 31 then
    CheckSPAlignment();
    address = SP[64];
else
    address = X[n, 64];

constant bits(16) comparevalue = bits(16) UNKNOWN; // Irrelevant when not executing CAS
constant bits(16) value = X[s, 16];
constant bits(16) data = MemAtomic(address, comparevalue, value, accdesc);

if t != 31 then
    X[t, 32] = ZeroExtend(data, 32);
```

Operational information

If PSTATE.DIT is 1, the timing of this instruction is insensitive to the value of the data being loaded or stored.

LDAPR

Load-acquire RCpc register

This instruction derives an address from a base register value, loads a 32-bit word or 64-bit doubleword from the derived address in memory, and writes it to a register.

The instruction has memory ordering semantics as described in *Load-Acquire, Load-AcquirePC, and Store-Release*, except that:

- There is no ordering requirement, separate from the requirements of a Load-AcquirePC or a Store-Release, created by having a Store-Release followed by a Load-AcquirePC instruction.
- The reading of a value written by a Store-Release by a Load-AcquirePC instruction by the same observer does not make the write of the Store-Release globally observed.

This difference in memory ordering is not described in the pseudocode.

For information about addressing modes, see *Load/Store addressing modes*.

It has encodings from 2 classes: *Post-index* and *No offset*

Post-index (FEAT_LRCPC3)

31	30	29	28	27	26	25	24	23	22	21	20	19	18	17	16	15	14	13	12	11	10	9	8	7	6	5	4	3	2	1	0				
1	x	0	1	1	0	0	1	1	1	0	0	0	0	0	0	0	0	0	0	1	0	Rn						Rt							
size										L																									

Encoding for the 32-bit variant

Applies when (size == 10)

LDAPR <Wt>, [<Xn|SP>], #4

Encoding for the 64-bit variant

Applies when (size == 11)

LDAPR <Xt>, [<Xn|SP>], #8

Decode for all variants of this encoding

```
if !IsFeatureImplemented(FEAT_LRCPC3) then EndOfDecode(Decode_UNDEF);
constant integer t = UInt(Rt);
constant integer n = UInt(Rn);
boolean wback = TRUE;
constant integer regsize = if size == '11' then 64 else 32;
constant integer datasize = 8 << UInt(size);
constant integer offset = 1 << UInt(size);

constant boolean tagchecked = TRUE;

boolean wb_unknown = FALSE;

if n == t && n != 31 then
    constant Constraint c = ConstrainUnpredictable(Unpredictable_WBOVERLAPLD);
    assert c IN {Constraint_WBSUPPRESS, Constraint_UNKNOWN, Constraint_UNDEF, Constraint_NOP};
    case c of
        when Constraint_WBSUPPRESS wback = FALSE;           // writeback is suppressed
        when Constraint_UNKNOWN     wb_unknown = TRUE;       // writeback is UNKNOWN
        when Constraint_UNDEF       EndOfDecode(Decode_UNDEF);
        when Constraint_NOP         EndOfDecode(Decode_NOP);
```

No offset (FEAT_LRCPC)

31	30	29	28	27	26	25	24	23	22	21	20	19	18	17	16	15	14	13	12	11	10	9	8	7	6	5	4	3	2	1	0
1	x	1	1	1	0	0	0	1	0	1	(1)	(1)	(1)	(1)	(1)	1	1	0	0	0	0	Rn					Rt				
size		VR				A		R	Rs					o3		opc															

Encoding for the 32-bit variant

Applies when (size == 10)

```
LDAPR <Wt>, [<Xn|SP> {, #0}]
```

Encoding for the 64-bit variant

Applies when (size == 11)

```
LDAPR <Xt>, [<Xn|SP> {, #0}]
```

Decode for all variants of this encoding

```
if !IsFeatureImplemented(FEAT_LRCPC) then EndOfDecode(Decode_UNDEF);
constant integer t = UInt(Rt);
constant integer n = UInt(Rn);
constant boolean wback = FALSE;
constant integer offset = 0;
constant boolean wb_unknown = FALSE;
constant integer elsize = 8 << UInt(size);
constant integer regsize = if elsize == 64 then 64 else 32;
constant integer datasize = elsize;
constant boolean tagchecked = n != 31;
```

Assembler Symbols

- <Wt> Is the 32-bit name of the general-purpose register to be loaded, encoded in the "Rt" field.
- <Xn|SP> Is the 64-bit name of the general-purpose base register or stack pointer, encoded in the "Rn" field.
- <Xt> Is the 64-bit name of the general-purpose register to be loaded, encoded in the "Rt" field.

Operation

```
bits(64) address;
bits(datasize) data;
constant integer dbytes = datasize DIV 8;

constant AccessDescriptor accdesc = CreateAccDescLDacqPC(tagchecked);

if n == 31 then
    CheckSPAlignment();
    address = SP[64];
else
    address = X[n, 64];

data = Mem[address, dbytes, accdesc];
X[t, regsize] = ZeroExtend(data, regsize);
if wback then
    if wb_unknown then
        address = bits(64) UNKNOWN;
    else
        address = AddressAdd(address, offset, accdesc);
    if n == 31 then
        SP[64] = address;
    else
        X[n, 64] = address;
```

Operational information

If PSTATE.DIT is 1, the timing of this instruction is insensitive to the value of the data being loaded or stored.

Internal version only: aarchmrs v2025-03_rel, pseudocode v2025-03_rel ; Build timestamp: 2025-03-21T17:41

Copyright © 2010-2025 Arm Limited or its affiliates. All rights reserved. This document is Non-Confidential.

LDAPRB

Load-acquire RCpc register byte

This instruction derives an address from a base register value, loads a byte from the derived address in memory, zero-extends it and writes it to a register.

The instruction has memory ordering semantics as described in *Load-Acquire, Load-AcquirePC, and Store-Release*, except that:

- There is no ordering requirement, separate from the requirements of a Load-AcquirePC or a Store-Release, created by having a Store-Release followed by a Load-AcquirePC instruction.
- The reading of a value written by a Store-Release by a Load-AcquirePC instruction by the same observer does not make the write of the Store-Release globally observed.

This difference in memory ordering is not described in the pseudocode.

For information about addressing modes, see *Load/Store addressing modes*.

Integer
(FEAT_LRCPC)

31	30	29	28	27	26	25	24	23	22	21	20	19	18	17	16	15	14	13	12	11	10	9	8	7	6	5	4	3	2	1	0
0	0	1	1	1	0	0	0	1	0	1	(1)	(1)	(1)	(1)	(1)	1	1	0	0	0	0	Rn				Rt					
size		VR				A		R	Rs				o3	opc																	

Encoding

LDAPRB <Wt>, [<Xn|SP> {, #0}]

Decode for this encoding

```
if !IsFeatureImplemented(FEAT_LRCPC) then EndOfDecode(Decode_UNDEF);
constant integer t = UInt(Rt);
constant integer n = UInt(Rn);
constant boolean tagchecked = n != 31;
```

Assembler Symbols

- <Wt> Is the 32-bit name of the general-purpose register to be loaded, encoded in the "Rt" field.
- <Xn|SP> Is the 64-bit name of the general-purpose base register or stack pointer, encoded in the "Rn" field.

Operation

```
bits(64) address;
bits(8) data;

constant AccessDescriptor accdesc = CreateAccDescLDAcqPC(tagchecked);

if n == 31 then
    CheckSPAlignment();
    address = SP[64];
else
    address = X[n, 64];

data = Mem[address, 1, accdesc];
X[t, 32] = ZeroExtend(data, 32);
```

Operational information

If PSTATE.DIT is 1, the timing of this instruction is insensitive to the value of the data being loaded or stored.

LDAPRH

Load-acquire RCpc register halfword

This instruction derives an address from a base register value, loads a halfword from the derived address in memory, zero-extends it and writes it to a register.

The instruction has memory ordering semantics as described in *Load-Acquire, Load-AcquirePC, and Store-Release*, except that:

- There is no ordering requirement, separate from the requirements of a Load-AcquirePC or a Store-Release, created by having a Store-Release followed by a Load-AcquirePC instruction.
- The reading of a value written by a Store-Release by a Load-AcquirePC instruction by the same observer does not make the write of the Store-Release globally observed.

This difference in memory ordering is not described in the pseudocode.

For information about addressing modes, see *Load/Store addressing modes*.

Integer
(FEAT_LRCPC)

31	30	29	28	27	26	25	24	23	22	21	20	19	18	17	16	15	14	13	12	11	10	9	8	7	6	5	4	3	2	1	0
0	1	1	1	1	0	0	0	1	0	1	(1)	(1)	(1)	(1)	(1)	1	1	0	0	0	0	Rn					Rt				
size		VR				A		R	Rs					o3		opc															

Encoding

LDAPRH <Wt>, [<Xn|SP> {, #0}]

Decode for this encoding

```
if !IsFeatureImplemented(FEAT_LRCPC) then EndOfDecode(Decode_UNDEF);
constant integer t = UInt(Rt);
constant integer n = UInt(Rn);
constant boolean tagchecked = n != 31;
```

Assembler Symbols

- <Wt> Is the 32-bit name of the general-purpose register to be loaded, encoded in the "Rt" field.
- <Xn|SP> Is the 64-bit name of the general-purpose base register or stack pointer, encoded in the "Rn" field.

Operation

```
bits(64) address;
bits(16) data;

constant AccessDescriptor accdesc = CreateAccDescLDacqPC(tagchecked);

if n == 31 then
    CheckSPAlignment();
    address = SP[64];
else
    address = X[n, 64];

data = Mem[address, 2, accdesc];
X[t, 32] = ZeroExtend(data, 32);
```

Operational information

If PSTATE.DIT is 1, the timing of this instruction is insensitive to the value of the data being loaded or stored.

LDAPUR

Load-acquire RCpc register (unscaled)

This instruction calculates an address from a base register and an immediate offset, loads a 32-bit word or 64-bit doubleword from memory, zero-extends it, and writes it to a register.

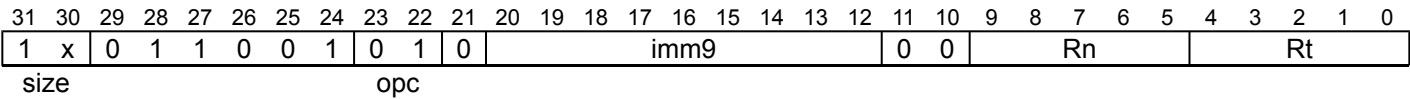
The instruction has memory ordering semantics as described in *Load-Acquire, Load-AcquirePC, and Store-Release*, except that:

- There is no ordering requirement, separate from the requirements of a Load-AcquirePC or a Store-Release, created by having a Store-Release followed by a Load-AcquirePC instruction.
- The reading of a value written by a Store-Release by a Load-AcquirePC instruction by the same observer does not make the write of the Store-Release globally observed.

This difference in memory ordering is not described in the pseudocode.

For information about addressing modes, see *Load/Store addressing modes*.

Unscaled offset
(FEAT_LRCPC2)



Encoding for the 32-bit variant

Applies when (size == 10)

```
LDAPUR <Wt>, [<Xn|SP>{, #<simm>}]
```

Encoding for the 64-bit variant

Applies when (size == 11)

```
LDAPUR <Xt>, [<Xn|SP>{, #<simm>}]
```

Decode for all variants of this encoding

```
if !IsFeatureImplemented(FEAT_LRCPC2) then EndOfDecode(Decode_UNDEF);
constant integer scale = UInt(size);
constant bits(64) offset = SignExtend(imm9, 64);
```

Assembler Symbols

- <Wt> Is the 32-bit name of the general-purpose register to be transferred, encoded in the "Rt" field.
- <Xn|SP> Is the 64-bit name of the general-purpose base register or stack pointer, encoded in the "Rn" field.
- <simm> Is the optional signed immediate byte offset, in the range -256 to 255, defaulting to 0 and encoded in the "imm9" field.
- <Xt> Is the 64-bit name of the general-purpose register to be transferred, encoded in the "Rt" field.

Shared Decode

```
constant integer t = UInt(Rt);
constant integer n = UInt(Rn);
constant integer datasize = 8 << scale;
constant integer regsize = if datasize == 64 then 64 else 32;
constant boolean tagchecked = n != 31;
```


Operation

```
bits(64) address;

constant AccessDescriptor accdesc = CreateAccDescLDacqPC(tagchecked);

if n == 31 then
    CheckSPAlignment();
    address = SP[64];
else
    address = X[n, 64];

address = AddressAdd(address, offset, accdesc);

constant bits(datasize) data = Mem[address, datasize DIV 8, accdesc];
X[t, regsize] = ZeroExtend(data, regsize);
```

Operational information

If PSTATE.DIT is 1, the timing of this instruction is insensitive to the value of the data being loaded or stored.

Internal version only: aarchmrs v2025-03_rel, pseudocode v2025-03_rel ; Build timestamp: 2025-03-21T17:41

Copyright © 2010-2025 Arm Limited or its affiliates. All rights reserved. This document is Non-Confidential.

LDAPURB

Load-acquire RCpc register byte (unscaled)

This instruction calculates an address from a base register and an immediate offset, loads a byte from memory, zero-extends it, and writes it to a register.

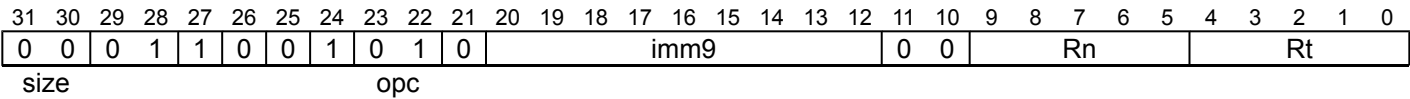
The instruction has memory ordering semantics as described in *Load-Acquire, Load-AcquirePC, and Store-Release*, except that:

- There is no ordering requirement, separate from the requirements of a Load-AcquirePC or a Store-Release, created by having a Store-Release followed by a Load-AcquirePC instruction.
- The reading of a value written by a Store-Release by a Load-AcquirePC instruction by the same observer does not make the write of the Store-Release globally observed.

This difference in memory ordering is not described in the pseudocode.

For information about addressing modes, see *Load/Store addressing modes*.

Unscaled offset
(FEAT_LRCPC2)



Encoding

```
LDAPURB <Wt>, [<Xn|SP>{, #<simm>}]
```

Decode for this encoding

```
if !IsFeatureImplemented(FEAT_LRCPC2) then EndOfDecode(Decode_UNDEF);
constant bits(64) offset = SignExtend(imm9, 64);
```

Assembler Symbols

- <Wt> Is the 32-bit name of the general-purpose register to be transferred, encoded in the "Rt" field.
- <Xn|SP> Is the 64-bit name of the general-purpose base register or stack pointer, encoded in the "Rn" field.
- <simm> Is the optional signed immediate byte offset, in the range -256 to 255, defaulting to 0 and encoded in the "imm9" field.

Shared Decode

```
constant integer t = UInt(Rt);
constant integer n = UInt(Rn);
constant integer datasize = 8;
constant boolean tagchecked = n != 31;
```

Operation

```
bits(64) address;

constant AccessDescriptor accdesc = CreateAccDescLDacqPC(tagchecked);

if n == 31 then
    CheckSPAlignment();
    address = SP[64];
else
    address = X[n, 64];

address = AddressAdd(address, offset, accdesc);

constant bits(datasize) data = Mem[address, datasize DIV 8, accdesc];
X[t, 32] = ZeroExtend(data, 32);
```

Operational information

If PSTATE.DIT is 1, the timing of this instruction is insensitive to the value of the data being loaded or stored.

Internal version only: aarchmrs v2025-03_rel, pseudocode v2025-03_rel ; Build timestamp: 2025-03-21T17:41

Copyright © 2010-2025 Arm Limited or its affiliates. All rights reserved. This document is Non-Confidential.

LDAPURH

Load-acquire RCpc register halfword (unscaled)

This instruction calculates an address from a base register and an immediate offset, loads a halfword from memory, zero-extends it, and writes it to a register.

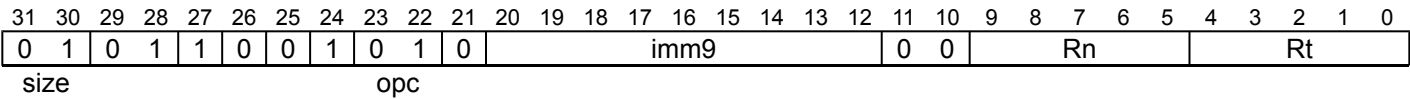
The instruction has memory ordering semantics as described in *Load-Acquire, Load-AcquirePC, and Store-Release*, except that:

- There is no ordering requirement, separate from the requirements of a Load-AcquirePC or a Store-Release, created by having a Store-Release followed by a Load-AcquirePC instruction.
- The reading of a value written by a Store-Release by a Load-AcquirePC instruction by the same observer does not make the write of the Store-Release globally observed.

This difference in memory ordering is not described in the pseudocode.

For information about addressing modes, see *Load/Store addressing modes*.

Unscaled offset
(FEAT_LRCPC2)



Encoding

```
LDAPURH <Wt>, [<Xn|SP>{, #<sim>}]
```

Decode for this encoding

```
if !IsFeatureImplemented(FEAT_LRCPC2) then EndOfDecode(Decode_UNDEF);
constant bits(64) offset = SignExtend(imm9, 64);
```

Assembler Symbols

- <Wt> Is the 32-bit name of the general-purpose register to be transferred, encoded in the "Rt" field.
- <Xn|SP> Is the 64-bit name of the general-purpose base register or stack pointer, encoded in the "Rn" field.
- <sim> Is the optional signed immediate byte offset, in the range -256 to 255, defaulting to 0 and encoded in the "imm9" field.

Shared Decode

```
constant integer t = UInt(Rt);
constant integer n = UInt(Rn);
constant integer datasize = 16;
constant boolean tagchecked = n != 31;
```

Operation

```
bits(64) address;

constant AccessDescriptor accdesc = CreateAccDescLDacqPC(tagchecked);

if n == 31 then
    CheckSPAlignment();
    address = SP[64];
else
    address = X[n, 64];

address = AddressAdd(address, offset, accdesc);

constant bits(datasize) data = Mem[address, datasize DIV 8, accdesc];
X[t, 32] = ZeroExtend(data, 32);
```

Operational information

If PSTATE.DIT is 1, the timing of this instruction is insensitive to the value of the data being loaded or stored.

Internal version only: aarchmrs v2025-03_rel, pseudocode v2025-03_rel ; Build timestamp: 2025-03-21T17:41

Copyright © 2010-2025 Arm Limited or its affiliates. All rights reserved. This document is Non-Confidential.

LDAPURSB

Load-acquire RCpc register signed byte (unscaled)

This instruction calculates an address from a base register and an immediate offset, loads a signed byte from memory, sign-extends it, and writes it to a register.

The instruction has memory ordering semantics as described in *Load-Acquire, Load-AcquirePC, and Store-Release*, except that:

- There is no ordering requirement, separate from the requirements of a Load-AcquirePC or a Store-Release, created by having a Store-Release followed by a Load-AcquirePC instruction.
- The reading of a value written by a Store-Release by a Load-AcquirePC instruction by the same observer does not make the write of the Store-Release globally observed.

This difference in memory ordering is not described in the pseudocode.

For information about addressing modes, see *Load/Store addressing modes*.

Unscaled offset
(FEAT_LRCPC2)

31	30	29	28	27	26	25	24	23	22	21	20	19	18	17	16	15	14	13	12	11	10	9	8	7	6	5	4	3	2	1	0
0	0	0	1	1	0	0	1	1	x	0	imm9									0	0	Rn				Rt					
size										opc																					

Encoding for the 32-bit variant

Applies when (opc == 11)

```
LDAPURSB <Wt>, [<Xn|SP>{, #<sim>}]
```

Encoding for the 64-bit variant

Applies when (opc == 10)

```
LDAPURSB <Xt>, [<Xn|SP>{, #<sim>}]
```

Decode for all variants of this encoding

```
if !IsFeatureImplemented(FEAT_LRCPC2) then EndOfDecode(Decode_UNDEF);
constant bits(64) offset = SignExtend(imm9, 64);
```

Assembler Symbols

- <Wt> Is the 32-bit name of the general-purpose register to be transferred, encoded in the "Rt" field.
- <Xn|SP> Is the 64-bit name of the general-purpose base register or stack pointer, encoded in the "Rn" field.
- <sim> Is the optional signed immediate byte offset, in the range -256 to 255, defaulting to 0 and encoded in the "imm9" field.
- <Xt> Is the 64-bit name of the general-purpose register to be transferred, encoded in the "Rt" field.

Shared Decode

```
constant integer t = UInt(Rt);
constant integer n = UInt(Rn);
constant integer datasize = 8;
constant integer regsize = 64 >> UInt(opc<0>);
constant boolean tagchecked = n != 31;
```

Operation

```
bits(64) address;

constant AccessDescriptor accdesc = CreateAccDescLDacqPC(tagchecked);

if n == 31 then
    CheckSPAlignment();
    address = SP[64];
else
    address = X[n, 64];

address = AddressAdd(address, offset, accdesc);

constant bits(datasize) data = Mem[address, datasize DIV 8, accdesc];
X[t, regsize] = SignExtend(data, regsize);
```

Operational information

If PSTATE.DIT is 1, the timing of this instruction is insensitive to the value of the data being loaded or stored.

Internal version only: aarchmrs v2025-03_rel, pseudocode v2025-03_rel ; Build timestamp: 2025-03-21T17:41

Copyright © 2010-2025 Arm Limited or its affiliates. All rights reserved. This document is Non-Confidential.

LDAPURSH

Load-acquire RCpc register signed halfword (unscaled)

This instruction calculates an address from a base register and an immediate offset, loads a signed halfword from memory, sign-extends it, and writes it to a register.

The instruction has memory ordering semantics as described in *Load-Acquire, Load-AcquirePC, and Store-Release*, except that:

- There is no ordering requirement, separate from the requirements of a Load-AcquirePC or a Store-Release, created by having a Store-Release followed by a Load-AcquirePC instruction.
- The reading of a value written by a Store-Release by a Load-AcquirePC instruction by the same observer does not make the write of the Store-Release globally observed.

This difference in memory ordering is not described in the pseudocode.

For information about addressing modes, see *Load/Store addressing modes*.

Unscaled offset

(FEAT_LRCPC2)

31	30	29	28	27	26	25	24	23	22	21	20	19	18	17	16	15	14	13	12	11	10	9	8	7	6	5	4	3	2	1	0
0	1	0	1	1	0	0	1	1	x	0	imm9									0	0	Rn				Rt					
size										opc																					

Encoding for the 32-bit variant

Applies when (opc == 11)

LDAPURSH <Wt>, [<Xn|SP>{, #<sim>}]

Encoding for the 64-bit variant

Applies when (opc == 10)

LDAPURSH <Xt>, [<Xn|SP>{, #<sim>}]

Decode for all variants of this encoding

```
if !IsFeatureImplemented(FEAT_LRCPC2) then EndOfDecode(Decode_UNDEF);
constant bits(64) offset = SignExtend(imm9, 64);
```

Assembler Symbols

- <Wt> Is the 32-bit name of the general-purpose register to be transferred, encoded in the "Rt" field.
- <Xn|SP> Is the 64-bit name of the general-purpose base register or stack pointer, encoded in the "Rn" field.
- <sim> Is the optional signed immediate byte offset, in the range -256 to 255, defaulting to 0 and encoded in the "imm9" field.
- <Xt> Is the 64-bit name of the general-purpose register to be transferred, encoded in the "Rt" field.

Shared Decode

```
constant integer t = UInt(Rt);
constant integer n = UInt(Rn);
constant integer datasize = 16;
constant integer regsize = 64 >> UInt(opc<0>);
constant boolean tagchecked = n != 31;
```


Operation

```
bits(64) address;  
  
constant AccessDescriptor accdesc = CreateAccDescLDacqPC(tagchecked);  
  
if n == 31 then  
    CheckSPAlignment();  
    address = SP[64];  
else  
    address = X[n, 64];  
  
address = AddressAdd(address, offset, accdesc);  
  
constant bits(datasize) data = Mem[address, datasize DIV 8, accdesc];  
X[t, regsize] = SignExtend(data, regsize);
```

Operational information

If PSTATE.DIT is 1, the timing of this instruction is insensitive to the value of the data being loaded or stored.

Internal version only: aarchmrs v2025-03_rel, pseudocode v2025-03_rel ; Build timestamp: 2025-03-21T17:41

Copyright © 2010-2025 Arm Limited or its affiliates. All rights reserved. This document is Non-Confidential.

LDAPURSW

Load-acquire RCpc register signed word (unscaled)

This instruction calculates an address from a base register and an immediate offset, loads a signed word from memory, sign-extends it, and writes it to a register.

The instruction has memory ordering semantics as described in *Load-Acquire, Load-AcquirePC, and Store-Release*, except that:

- There is no ordering requirement, separate from the requirements of a Load-AcquirePC or a Store-Release, created by having a Store-Release followed by a Load-AcquirePC instruction.
- The reading of a value written by a Store-Release by a Load-AcquirePC instruction by the same observer does not make the write of the Store-Release globally observed.

This difference in memory ordering is not described in the pseudocode.

For information about addressing modes, see *Load/Store addressing modes*.

Unscaled offset

(FEAT_LRCPC2)

31	30	29	28	27	26	25	24	23	22	21	20	19	18	17	16	15	14	13	12	11	10	9	8	7	6	5	4	3	2	1	0
1	0	0	1	1	0	0	1	1	0	0	imm9									0	0	Rn				Rt					
size											opc																				

Encoding

LDAPURSW <Xt>, [<Xn|SP>{, #<simm>}]

Decode for this encoding

```
if !IsFeatureImplemented(FEAT_LRCPC2) then EndOfDecode(Decode_UNDEF);
constant bits(64) offset = SignExtend(imm9, 64);
```

Assembler Symbols

- <Xt> Is the 64-bit name of the general-purpose register to be transferred, encoded in the "Rt" field.
- <Xn|SP> Is the 64-bit name of the general-purpose base register or stack pointer, encoded in the "Rn" field.
- <simm> Is the optional signed immediate byte offset, in the range -256 to 255, defaulting to 0 and encoded in the "imm9" field.

Shared Decode

```
constant integer t = UInt(Rt);
constant integer n = UInt(Rn);
constant integer datasize = 32;
constant boolean tagchecked = n != 31;
```

Operation

```
bits(64) address;

constant AccessDescriptor accdesc = CreateAccDescLDacqPC(tagchecked);

if n == 31 then
    CheckSPAlignment();
    address = SP[64];
else
    address = X[n, 64];

address = AddressAdd(address, offset, accdesc);

constant bits(datasize) data = Mem[address, datasize DIV 8, accdesc];
X[t, 64] = SignExtend(data, 64);
```

Operational information

If PSTATE.DIT is 1, the timing of this instruction is insensitive to the value of the data being loaded or stored.

Internal version only: aarchmrs v2025-03_rel, pseudocode v2025-03_rel ; Build timestamp: 2025-03-21T17:41

Copyright © 2010-2025 Arm Limited or its affiliates. All rights reserved. This document is Non-Confidential.

LDAR

Load-acquire register

This instruction derives an address from a base register value, loads a 32-bit word or 64-bit doubleword from memory, and writes it to a register. The instruction also has memory ordering semantics as described in *Load-Acquire, Store-Release*. For information about addressing modes, see *Load/Store addressing modes*.

Note

For this instruction, if the destination is WZR/XZR, it is impossible for software to observe the presence of the acquire semantic other than its effect on the arrival at endpoints.

31	30	29	28	27	26	25	24	23	22	21	20	19	18	17	16	15	14	13	12	11	10	9	8	7	6	5	4	3	2	1	0
1	x	0	0	1	0	0	0	1	1	0	(1)	(1)	(1)	(1)	(1)	1	(1)	(1)	(1)	(1)	(1)	Rn					Rt				
size		L								Rs					o0		Rt2														

Encoding for the 32-bit variant

Applies when (size == 10)

```
LDAR <Wt>, [<Xn|SP>{, #0}]
```

Encoding for the 64-bit variant

Applies when (size == 11)

```
LDAR <Xt>, [<Xn|SP>{, #0}]
```

Decode for all variants of this encoding

```
constant integer t = UInt(Rt);
constant integer n = UInt(Rn);
constant integer elsize = 8 << UInt(size);
constant integer regsize = if elsize == 64 then 64 else 32;
constant boolean tagchecked = n != 31;
```

Assembler Symbols

- <Wt> Is the 32-bit name of the general-purpose register to be transferred, encoded in the "Rt" field.
- <Xn|SP> Is the 64-bit name of the general-purpose base register or stack pointer, encoded in the "Rn" field.
- <Xt> Is the 64-bit name of the general-purpose register to be transferred, encoded in the "Rt" field.

Operation

```
bits(64) address;
constant integer dbytes = elsize DIV 8;

constant AccessDescriptor accdesc = CreateAccDescAcqRel(MemOp_LOAD, tagchecked);

if n == 31 then
    CheckSPAlignment();
    address = SP[64];
else
    address = X[n, 64];

constant bits(elsize) data = Mem[address, dbytes, accdesc];
X[t, regsize] = ZeroExtend(data, regsize);
```

Operational information

If PSTATE.DIT is 1, the timing of this instruction is insensitive to the value of the data being loaded or stored.

Internal version only: aarchmrs v2025-03_rel, pseudocode v2025-03_rel ; Build timestamp: 2025-03-21T17:41

Copyright © 2010-2025 Arm Limited or its affiliates. All rights reserved. This document is Non-Confidential.

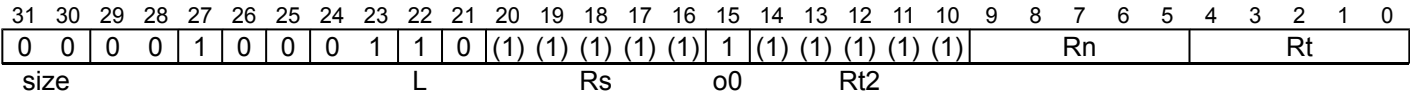
LDARB

Load-acquire register byte

This instruction derives an address from a base register value, loads a byte from memory, zero-extends it and writes it to a register. The instruction also has memory ordering semantics as described in *Load-Acquire, Store-Release*. For information about addressing modes, see *Load/Store addressing modes*.

Note

For this instruction, if the destination is WZR/XZR, it is impossible for software to observe the presence of the acquire semantic other than its effect on the arrival at endpoints.



Encoding

```
LDARB <Wt>, [<Xn|SP>{, #0}]
```

Decode for this encoding

```
constant integer t = UInt(Rt);
constant integer n = UInt(Rn);
constant boolean tagchecked = n != 31;
```

Assembler Symbols

- <Wt> Is the 32-bit name of the general-purpose register to be transferred, encoded in the "Rt" field.
- <Xn|SP> Is the 64-bit name of the general-purpose base register or stack pointer, encoded in the "Rn" field.

Operation

```
bits(64) address;

constant AccessDescriptor accdesc = CreateAccDescAcqRel(MemOp_LOAD, tagchecked);

if n == 31 then
    CheckSPAlignment();
    address = SP[64];
else
    address = X[n, 64];

constant bits(8) data = Mem[address, 1, accdesc];
X[t, 32] = ZeroExtend(data, 32);
```

Operational information

If PSTATE.DIT is 1, the timing of this instruction is insensitive to the value of the data being loaded or stored.

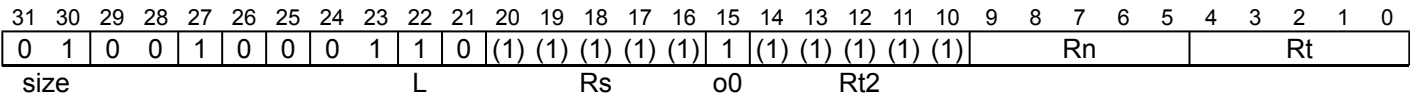
LDARH

Load-acquire register halfword

This instruction derives an address from a base register value, loads a halfword from memory, zero-extends it, and writes it to a register. The instruction also has memory ordering semantics as described in *Load-Acquire, Store-Release*. For information about addressing modes, see *Load/Store addressing modes*.

Note

For this instruction, if the destination is WZR/XZR, it is impossible for software to observe the presence of the acquire semantic other than its effect on the arrival at endpoints.



Encoding

```
LDARH <Wt>, [<Xn|SP>{, #0}]
```

Decode for this encoding

```
constant integer t = UInt(Rt);
constant integer n = UInt(Rn);
constant boolean tagchecked = n != 31;
```

Assembler Symbols

- <Wt> Is the 32-bit name of the general-purpose register to be transferred, encoded in the "Rt" field.
- <Xn|SP> Is the 64-bit name of the general-purpose base register or stack pointer, encoded in the "Rn" field.

Operation

```
bits(64) address;

constant AccessDescriptor accdesc = CreateAccDescAcqRel(MemOp_LOAD, tagchecked);

if n == 31 then
    CheckSPAlignment();
    address = SP[64];
else
    address = X[n, 64];

constant bits(16) data = Mem[address, 2, accdesc];
X[t, 32] = ZeroExtend(data, 32);
```

Operational information

If PSTATE.DIT is 1, the timing of this instruction is insensitive to the value of the data being loaded or stored.

LDATXR

Load-acquire unprivileged exclusive register

This instruction derives an address from a base register value, loads a 32-bit word or 64-bit doubleword from memory, and writes it to a register. The memory access is atomic. The PE marks the physical address being accessed as an exclusive access. This exclusive access mark is checked by Store Exclusive instructions. See [Synchronization and semaphores](#). The instruction also has memory ordering semantics as described in [Load-Acquire, Store-Release](#).

Explicit Memory effects produced by the instruction behave as if the instruction was executed at EL0 if the [Effective value](#) of PSTATE.UAO is 0 and either:

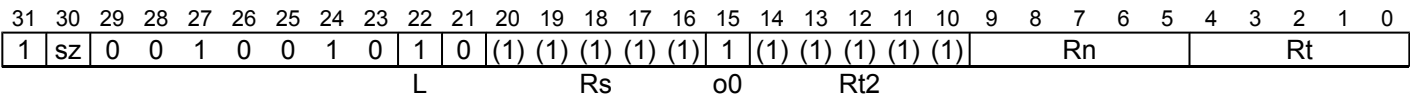
- The instruction is executed at EL1.
 - The instruction is executed at EL2 when the [Effective value](#) of HCR_EL2.{E2H, TGE} is {1, 1}.
- Otherwise, the Explicit Memory effects operate with the restrictions determined by the Exception level at which the instruction is executed.

Note

For the purposes of the Exclusives monitors, and the forward progress guarantees for Load-Exclusive and Store-Exclusive loops, LDATXR is equivalent to LDXR.

For information about addressing modes, see [Load/Store addressing modes](#).

No offset (FEAT_LSUI)



Encoding for the 32-bit variant

Applies when (sz == 0)

```
LDATXR <Wt>, [<Xn|SP>{, #0}]
```

Encoding for the 64-bit variant

Applies when (sz == 1)

```
LDATXR <Xt>, [<Xn|SP>{, #0}]
```

Decode for all variants of this encoding

```
if !IsFeatureImplemented(FEAT_LSUI) then EndOfDecode(Decode_UNDEF);
constant integer t = UInt(Rt);
constant integer n = UInt(Rn);

constant integer elsize = 32 << UInt(sz);
constant integer regsize = if elsize == 64 then 64 else 32;
constant boolean acqrel = TRUE;
constant boolean tagchecked = n != 31;
```

Assembler Symbols

- <Wt> Is the 32-bit name of the general-purpose register to be transferred, encoded in the "Rt" field.
- <Xn|SP> Is the 64-bit name of the general-purpose base register or stack pointer, encoded in the "Rn" field.
- <Xt> Is the 64-bit name of the general-purpose register to be transferred, encoded in the "Rt" field.

Operation

```
bits(64) address;
bits(elsize) data;

constant integer dbytes = elsize DIV 8;
constant boolean privileged = AArch64.IsUnprivAccessPriv();
constant AccessDescriptor accdesc = CreateAccDescExLDST(MemOp\_LOAD, acqrel, tagchecked,
                                                    privileged);

if n == 31 then
    CheckSPAlignment();
    address = SP[64];
else
    address = X[n, 64];

AArch64.SetExclusiveMonitors(address, dbytes);

data = Mem[address, dbytes, accdesc];
X[t, regsize] = ZeroExtend(data, regsize);
```

Operational information

If PSTATE.DIT is 1, the timing of this instruction is insensitive to the value of the data being loaded or stored.

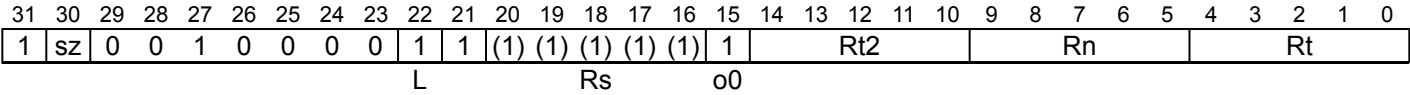
Internal version only: aarchmrs v2025-03_rel, pseudocode v2025-03_rel ; Build timestamp: 2025-03-21T17:41

Copyright © 2010-2025 Arm Limited or its affiliates. All rights reserved. This document is Non-Confidential.

LDAXP

Load-acquire exclusive pair of registers

This instruction derives an address from a base register value, loads two 32-bit words or two 64-bit doublewords from memory, and writes them to two registers. For information on single-copy atomicity and alignment requirements, see [Requirements for single-copy atomicity](#) and [Alignment of data accesses](#). The PE marks the physical address being accessed as an exclusive access. This exclusive access mark is checked by Store Exclusive instructions. See [Synchronization and semaphores](#). The instruction also has memory ordering semantics, as described in [Load-Acquire, Store-Release](#). For information about addressing modes, see [Load/Store addressing modes](#).



Encoding for the 32-bit variant

Applies when (sz == 0)

```
LDAXP <Wt1>, <Wt2>, [<Xn|SP>{, #0}]
```

Encoding for the 64-bit variant

Applies when (sz == 1)

```
LDAXP <Xt1>, <Xt2>, [<Xn|SP>{, #0}]
```

Decode for all variants of this encoding

```
constant integer t = UInt(Rt);
constant integer t2 = UInt(Rt2);
constant integer n = UInt(Rn);

constant integer elsize = 32 << UInt(sz);
constant integer datasize = elsize * 2;
constant boolean acqrel = TRUE;
constant boolean tagchecked = n != 31;

boolean rt_unknown = FALSE;
if t == t2 then
    constant Constraint c = ConstrainUnpredictable(Unpredictable LDPOVERLAP);
    assert c IN {Constraint UNKNOWN, Constraint UNDEF, Constraint NOP};
    case c of
        when Constraint_UNKNOWN    rt_unknown = TRUE;    // result is UNKNOWN
        when Constraint_UNDEF       EndOfDecode(Decode_UNDEF);
        when Constraint_NOP         EndOfDecode(Decode_NOP);
```

For information about the CONSTRAINED UNPREDICTABLE behavior of this instruction, see [Architectural Constraints on UNPREDICTABLE behaviors](#), and particularly [LDAXP](#).

Assembler Symbols

- <Wt1> Is the 32-bit name of the first general-purpose register to be transferred, encoded in the "Rt" field.
- <Wt2> Is the 32-bit name of the second general-purpose register to be transferred, encoded in the "Rt2" field.
- <Xn|SP> Is the 64-bit name of the general-purpose base register or stack pointer, encoded in the "Rn" field.
- <Xt1> Is the 64-bit name of the first general-purpose register to be transferred, encoded in the "Rt" field.
- <Xt2> Is the 64-bit name of the second general-purpose register to be transferred, encoded in the "Rt2" field.

Operation

```
bits(64) address;
bits(datasize) data;

constant integer dbytes = datasize DIV 8;
constant boolean privileged = PSTATE.EL != EL0;
constant AccessDescriptor accdesc = CreateAccDescExLDST(MemOp\_LOAD, acqrel, tagchecked,
                                                    privileged);

if n == 31 then
    CheckSPAlignment();
    address = SP[64];
else
    address = X[n, 64];

AArch64.SetExclusiveMonitors(address, dbytes);

if rt_unknown then
    // ConstrainedUNPREDICTABLE case
    X[t, datasize] = bits(datasize) UNKNOWN;           // In this case t = t2
elseif elsize == 32 then
    // 32-bit load exclusive pair (atomic)
    data = Mem[address, dbytes, accdesc];
    if BigEndian(accdesc.acctype) then
        X[t, elsize] = data<elsize +: elsize>;
        X[t2, elsize] = data<0 +: elsize>;
    else
        X[t, elsize] = data<0 +: elsize>;
        X[t2, elsize] = data<elsize +: elsize>;
else // elsize == 64
    // 64-bit load exclusive pair (not atomic), but must be 128-bit aligned
    if !IsAligned(address, dbytes) then
        constant FaultRecord fault = AlignmentFault(accdesc, address);
        AArch64.Abort(fault);

    constant bits(64) address2 = AddressIncrement(address, 8, accdesc);
    X[t, 64] = Mem[address, 8, accdesc];
    X[t2, 64] = Mem[address2, 8, accdesc];
```

Operational information

If PSTATE.DIT is 1, the timing of this instruction is insensitive to the value of the data being loaded or stored.

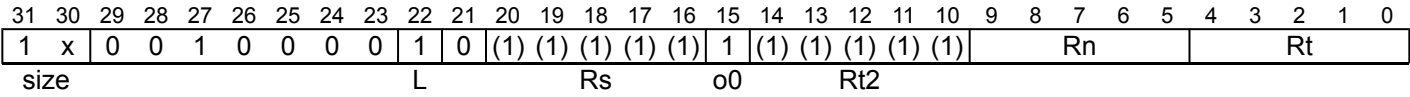
Internal version only: aarchmrs v2025-03_rel, pseudocode v2025-03_rel ; Build timestamp: 2025-03-21T17:41

Copyright © 2010-2025 Arm Limited or its affiliates. All rights reserved. This document is Non-Confidential.

LDAXR

Load-acquire exclusive register

This instruction derives an address from a base register value, loads a 32-bit word or 64-bit doubleword from memory, and writes it to a register. The memory access is atomic. The PE marks the physical address being accessed as an exclusive access. This exclusive access mark is checked by Store Exclusive instructions. See [Synchronization and semaphores](#). The instruction also has memory ordering semantics as described in [Load-Acquire, Store-Release](#). For information about addressing modes, see [Load/Store addressing modes](#).



Encoding for the 32-bit variant

Applies when (size == 10)

```
LDAXR <Wt>, [<Xn|SP>{, #0}]
```

Encoding for the 64-bit variant

Applies when (size == 11)

```
LDAXR <Xt>, [<Xn|SP>{, #0}]
```

Decode for all variants of this encoding

```
constant integer t = UInt(Rt);
constant integer n = UInt(Rn);

constant integer elsize = 8 << UInt(size);
constant integer regsize = if elsize == 64 then 64 else 32;
constant boolean acqrel = TRUE;
constant boolean tagchecked = n != 31;
```

Assembler Symbols

- <Wt> Is the 32-bit name of the general-purpose register to be transferred, encoded in the "Rt" field.
- <Xn|SP> Is the 64-bit name of the general-purpose base register or stack pointer, encoded in the "Rn" field.
- <Xt> Is the 64-bit name of the general-purpose register to be transferred, encoded in the "Rt" field.

Operation

```
bits(64) address;
bits(elsize) data;

constant integer dbytes = elsize DIV 8;
constant boolean privileged = PSTATE.EL != EL0;
constant AccessDescriptor accdesc = CreateAccDescExLDST(MemOp_LOAD, acqrel, tagchecked,
                                                         privileged);

if n == 31 then
    CheckSPAlignment();
    address = SP[64];
else
    address = X[n, 64];

AArch64.SetExclusiveMonitors(address, dbytes);

data = Mem[address, dbytes, accdesc];
X[t, regsize] = ZeroExtend(data, regsize);
```

Operational information

If PSTATE.DIT is 1, the timing of this instruction is insensitive to the value of the data being loaded or stored.

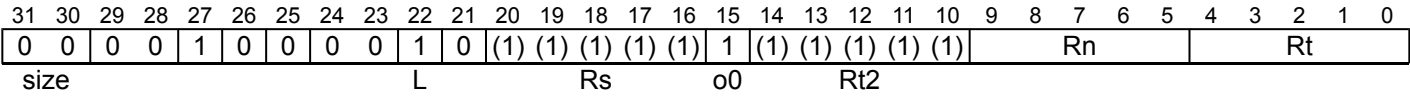
Internal version only: aarchmrs v2025-03_rel, pseudocode v2025-03_rel ; Build timestamp: 2025-03-21T17:41

Copyright © 2010-2025 Arm Limited or its affiliates. All rights reserved. This document is Non-Confidential.

LDAXRB

Load-acquire exclusive register byte

This instruction derives an address from a base register value, loads a byte from memory, zero-extends it and writes it to a register. The memory access is atomic. The PE marks the physical address being accessed as an exclusive access. This exclusive access mark is checked by Store Exclusive instructions. See [Synchronization and semaphores](#). The instruction also has memory ordering semantics as described in [Load-Acquire, Store-Release](#). For information about addressing modes, see [Load/Store addressing modes](#).



Encoding

LDAXRB <Wt>, [<Xn|SP>{, #0}]

Decode for this encoding

```
constant integer t = UInt(Rt);
constant integer n = UInt(Rn);

constant boolean acqrel = TRUE;
constant boolean tagchecked = n != 31;
```

Assembler Symbols

- <Wt> Is the 32-bit name of the general-purpose register to be transferred, encoded in the "Rt" field.
- <Xn|SP> Is the 64-bit name of the general-purpose base register or stack pointer, encoded in the "Rn" field.

Operation

```
bits(64) address;
bits(8) data;

constant boolean privileged = PSTATE.EL != EL0;
constant AccessDescriptor accdesc = CreateAccDescExLDST(MemOp_LOAD, acqrel, tagchecked, privileged);

if n == 31 then
    CheckSPAlignment();
    address = SP[64];
else
    address = X[n, 64];

AArch64.SetExclusiveMonitors(address, 1);

data = Mem[address, 1, accdesc];
X[t, 32] = ZeroExtend(data, 32);
```

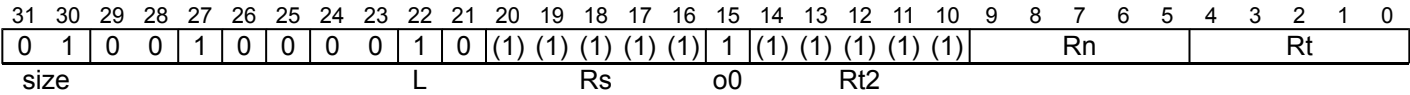
Operational information

If PSTATE.DIT is 1, the timing of this instruction is insensitive to the value of the data being loaded or stored.

LDAXRH

Load-acquire exclusive register halfword

This instruction derives an address from a base register value, loads a halfword from memory, zero-extends it and writes it to a register. The memory access is atomic. The PE marks the physical address being accessed as an exclusive access. This exclusive access mark is checked by Store Exclusive instructions. See [Synchronization and semaphores](#). The instruction also has memory ordering semantics as described in [Load-Acquire, Store-Release](#). For information about addressing modes, see [Load/Store addressing modes](#).



Encoding

LDAXRH <Wt>, [<Xn|SP>{, #0}]

Decode for this encoding

```
constant integer t = UInt(Rt);
constant integer n = UInt(Rn);

constant boolean acqrel = TRUE;
constant boolean tagchecked = n != 31;
```

Assembler Symbols

- <Wt> Is the 32-bit name of the general-purpose register to be transferred, encoded in the "Rt" field.
- <Xn|SP> Is the 64-bit name of the general-purpose base register or stack pointer, encoded in the "Rn" field.

Operation

```
bits(64) address;
bits(16) data;

constant boolean privileged = PSTATE.EL != EL0;
constant AccessDescriptor accdesc = CreateAccDescExLDST(MemOp_LOAD, acqrel, tagchecked, privileged);

if n == 31 then
    CheckSPAlignment();
    address = SP[64];
else
    address = X[n, 64];

AArch64.SetExclusiveMonitors(address, 2);

data = Mem[address, 2, accdesc];
X[t, 32] = ZeroExtend(data, 32);
```

Operational information

If PSTATE.DIT is 1, the timing of this instruction is insensitive to the value of the data being loaded or stored.

LDCLR, LDCLRA, LDCLRAL, LDCLRL

Atomic bit clear on word or doubleword in memory

This instruction atomically loads a 32-bit word or 64-bit doubleword from memory, performs a bitwise AND with the complement of the value held in a register on it, and stores the result back to memory. The value initially loaded from memory is returned in the destination register.

- If the destination register is not one of WZR or XZR, LDCLRA and LDCLRAL load from memory with acquire semantics.
- LDCLRL and LDCLRAL store to memory with release semantics.
- LDCLR has neither acquire nor release semantics.

For more information about memory ordering semantics, see *Load-Acquire, Store-Release*.

For information about addressing modes, see *Load/Store addressing modes*.

This instruction is used by the alias [STCLR, STCLRL](#).

Integer (FEAT_LSE)

31	30	29	28	27	26	25	24	23	22	21	20	19	18	17	16	15	14	13	12	11	10	9	8	7	6	5	4	3	2	1	0
1	x	1	1	1	0	0	0	A	R	1	Rs					0	0	0	1	0	0	Rn					Rt				
size		VR				o3										opc															

Encoding for the 32-bit no memory ordering variant

Applies when (size == 10 && A == 0 && R == 0)

LDCLR <Ws>, <Wt>, [<Xn|SP>]

Encoding for the 32-bit acquire variant

Applies when (size == 10 && A == 1 && R == 0)

LDCLRA <Ws>, <Wt>, [<Xn|SP>]

Encoding for the 32-bit acquire-release variant

Applies when (size == 10 && A == 1 && R == 1)

LDCLRAL <Ws>, <Wt>, [<Xn|SP>]

Encoding for the 32-bit release variant

Applies when (size == 10 && A == 0 && R == 1)

LDCLRL <Ws>, <Wt>, [<Xn|SP>]

Encoding for the 64-bit no memory ordering variant

Applies when (size == 11 && A == 0 && R == 0)

LDCLR <Xs>, <Xt>, [<Xn|SP>]

Encoding for the 64-bit acquire variant

Applies when (size == 11 && A == 1 && R == 0)

LDCLRA <Xs>, <Xt>, [<Xn|SP>]

Encoding for the 64-bit acquire-release variant

Applies when (size == 11 && A == 1 && R == 1)

LDCLRAL <Xs>, <Xt>, [<Xn|SP>]

Encoding for the 64-bit release variant

Applies when (size == 11 && A == 0 && R == 1)

LDCLRRL <Xs>, <Xt>, [<Xn|SP>]

Decode for all variants of this encoding

```
if !IsFeatureImplemented(FEAT_LSE) then EndOfDecode(Decode_UNDEF);
constant integer s = UInt(Rs);
constant integer t = UInt(Rt);
constant integer n = UInt(Rn);

constant integer datasize = 8 << UInt(size);
constant integer regsize = if datasize == 64 then 64 else 32;

constant boolean acquire = A == '1' && Rt != '11111';
constant boolean release = R == '1';
constant boolean tagchecked = n != 31;
```

Assembler Symbols

- <Ws> Is the 32-bit name of the general-purpose register holding the data value to be operated on with the contents of the memory location, encoded in the "Rs" field.
- <Wt> Is the 32-bit name of the general-purpose register to be loaded, encoded in the "Rt" field.
- <Xn|SP> Is the 64-bit name of the general-purpose base register or stack pointer, encoded in the "Rn" field.
- <Xs> Is the 64-bit name of the general-purpose register holding the data value to be operated on with the contents of the memory location, encoded in the "Rs" field.
- <Xt> Is the 64-bit name of the general-purpose register to be loaded, encoded in the "Rt" field.

Alias Conditions

Alias	Is preferred when
STCLR, STCLRRL	A == '0' && Rt == '11111'

Operation

```
bits(64) address;

constant boolean privileged = PSTATE.EL != EL0;
constant AccessDescriptor accdesc = CreateAccDescAtomicOp(MemAtomicOp_BIC, acquire, release, tagchecked, privileged);

if n == 31 then
    CheckSPAlignment();
    address = SP[64];
else
    address = X[n, 64];

constant bits(datasize) comparevalue = bits(datasize) UNKNOWN; // Irrelevant when not executing CAS
constant bits(datasize) value = X[s, datasize];
constant bits(datasize) data = MemAtomic(address, comparevalue, value, accdesc);

if t != 31 then
    X[t, regsize] = ZeroExtend(data, regsize);
```

Operational information

If PSTATE.DIT is 1, the timing of this instruction is insensitive to the value of the data being loaded or stored.

LDCLRB, LDCLRAB, LDCLRALB, LDCLRLB

Atomic bit clear on byte in memory

This instruction atomically loads an 8-bit byte from memory, performs a bitwise AND with the complement of the value held in a register on it, and stores the result back to memory. The value initially loaded from memory is returned in the destination register.

- If the destination register is not WZR, LDCLRAB and LDCLRALB load from memory with acquire semantics.
- LDCLRLB and LDCLRALB store to memory with release semantics.
- LDCLRB has neither acquire nor release semantics.

For more information about memory ordering semantics, see *Load-Acquire, Store-Release*.

For information about addressing modes, see *Load/Store addressing modes*.

This instruction is used by the alias [STCLRB, STCLRLB](#).

Integer (FEAT_LSE)

31	30	29	28	27	26	25	24	23	22	21	20	19	18	17	16	15	14	13	12	11	10	9	8	7	6	5	4	3	2	1	0
0	0	1	1	1	0	0	0	A	R	1	Rs				0	0	0	1	0	0	Rn				Rt						
size				VR								o3				opc															

Encoding for the No memory ordering variant

Applies when (A == 0 && R == 0)

LDCLRB <Ws>, <Wt>, [<Xn|SP>]

Encoding for the Acquire variant

Applies when (A == 1 && R == 0)

LDCLRAB <Ws>, <Wt>, [<Xn|SP>]

Encoding for the Acquire-release variant

Applies when (A == 1 && R == 1)

LDCLRALB <Ws>, <Wt>, [<Xn|SP>]

Encoding for the Release variant

Applies when (A == 0 && R == 1)

LDCLRLB <Ws>, <Wt>, [<Xn|SP>]

Decode for all variants of this encoding

```
if !IsFeatureImplemented(FEAT_LSE) then EndOfDecode(Decode_UNDEF);
constant integer s = UInt(Rs);
constant integer t = UInt(Rt);
constant integer n = UInt(Rn);

constant boolean acquire = A == '1' && Rt != '11111';
constant boolean release = R == '1';
constant boolean tagchecked = n != 31;
```

Assembler Symbols

<Ws> Is the 32-bit name of the general-purpose register holding the data value to be operated on with the contents of the memory location, encoded in the "Rs" field.

- <Wt>Is the 32-bit name of the general-purpose register to be loaded, encoded in the "Rt" field.
- <Xn|SP>Is the 64-bit name of the general-purpose base register or stack pointer, encoded in the "Rn" field.

Alias Conditions

Alias	Is preferred when
STCLRB , STCLRLB	A == '0' && Rt == '11111'

Operation

```
bits(64) address;

constant boolean privileged = PSTATE.EL != ELO;
constant AccessDescriptor accdesc = CreateAccDescAtomicOp(MemAtomicOp\_BIC, acquire, release,
tagchecked, privileged);

if n == 31 then
    CheckSPAlignment();
    address = SP[64];
else
    address = X[n, 64];

constant bits(8) comparevalue = bits(8) UNKNOWN; // Irrelevant when not executing CAS
constant bits(8) value = X[s, 8];
constant bits(8) data = MemAtomic(address, comparevalue, value, accdesc);

if t != 31 then
    X[t, 32] = ZeroExtend(data, 32);
```

Operational information

If PSTATE.DIT is 1, the timing of this instruction is insensitive to the value of the data being loaded or stored.

LDCLRH, LDCLRAH, LDCLRALH, LDCLRLH

Atomic bit clear on halfword in memory

This instruction atomically loads a 16-bit halfword from memory, performs a bitwise AND with the complement of the value held in a register on it, and stores the result back to memory. The value initially loaded from memory is returned in the destination register.

- If the destination register is not WZR, LDCLRAH and LDCLRALH load from memory with acquire semantics.
- LDCLRLH and LDCLRALH store to memory with release semantics.
- LDCLRH has neither acquire nor release semantics.

For more information about memory ordering semantics, see *Load-Acquire, Store-Release*.

For information about addressing modes, see *Load/Store addressing modes*.

This instruction is used by the alias [STCLRH, STCLRLH](#).

Integer (FEAT_LSE)

31	30	29	28	27	26	25	24	23	22	21	20	19	18	17	16	15	14	13	12	11	10	9	8	7	6	5	4	3	2	1	0
0	1	1	1	1	0	0	0	A	R	1	Rs				0	0	0	1	0	0	Rn				Rt						
size				VR								o3				opc															

Encoding for the No memory ordering variant

Applies when (A == 0 && R == 0)

LDCLRH <Ws>, <Wt>, [<Xn|SP>]

Encoding for the Acquire variant

Applies when (A == 1 && R == 0)

LDCLRAH <Ws>, <Wt>, [<Xn|SP>]

Encoding for the Acquire-release variant

Applies when (A == 1 && R == 1)

LDCLRALH <Ws>, <Wt>, [<Xn|SP>]

Encoding for the Release variant

Applies when (A == 0 && R == 1)

LDCLRLH <Ws>, <Wt>, [<Xn|SP>]

Decode for all variants of this encoding

```
if !IsFeatureImplemented(FEAT_LSE) then EndOfDecode(Decode_UNDEF);
constant integer s = UInt(Rs);
constant integer t = UInt(Rt);
constant integer n = UInt(Rn);

constant boolean acquire = A == '1' && Rt != '11111';
constant boolean release = R == '1';
constant boolean tagchecked = n != 31;
```

Assembler Symbols

<Ws> Is the 32-bit name of the general-purpose register holding the data value to be operated on with the contents of the memory location, encoded in the "Rs" field.

- <Wt>Is the 32-bit name of the general-purpose register to be loaded, encoded in the "Rt" field.
- <Xn|SP>Is the 64-bit name of the general-purpose base register or stack pointer, encoded in the "Rn" field.

Alias Conditions

Alias	Is preferred when
STCLR_H , STCLR_{LH}	A == '0' && Rt == '11111'

Operation

```
bits(64) address;

constant boolean privileged = PSTATE.EL != ELO;
constant AccessDescriptor accdesc = CreateAccDescAtomicOp(MemAtomicOp\_BIC, acquire, release,
                                                    tagchecked, privileged);

if n == 31 then
    CheckSPAlignment();
    address = SP[64];
else
    address = X[n, 64];

constant bits(16) comparevalue = bits(16) UNKNOWN; // Irrelevant when not executing CAS
constant bits(16) value = X[s, 16];
constant bits(16) data = MemAtomic(address, comparevalue, value, accdesc);

if t != 31 then
    X[t, 32] = ZeroExtend(data, 32);
```

Operational information

If PSTATE.DIT is 1, the timing of this instruction is insensitive to the value of the data being loaded or stored.

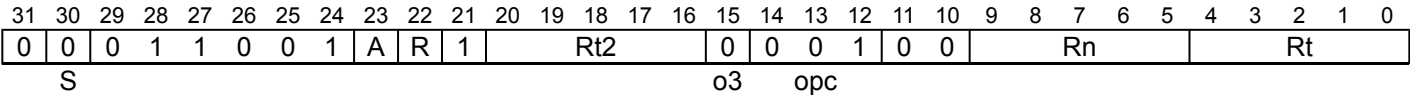
LDCLRP, LDCLRPA, LDCLRPAL, LDCLRPL

Atomic bit clear on quadword in memory

This instruction atomically loads a 128-bit quadword from memory, performs a bitwise AND with the complement of the value held in a pair of registers on it, and stores the result back to memory. The value initially loaded from memory is returned in the same pair of registers.

- LDCLRPA and LDCLRPAL load from memory with acquire semantics.
- LDCLRPL and LDCLRPAL store to memory with release semantics.
- LDCLRP has neither acquire nor release semantics.

Integer (FEAT_LSE128)



Encoding for the LDCLRP variant

Applies when (A == 0 && R == 0)

```
LDCLRP <Xt1>, <Xt2>, [<Xn|SP>]
```

Encoding for the LDCLRPA variant

Applies when (A == 1 && R == 0)

```
LDCLRPA <Xt1>, <Xt2>, [<Xn|SP>]
```

Encoding for the LDCLRPAL variant

Applies when (A == 1 && R == 1)

```
LDCLRPAL <Xt1>, <Xt2>, [<Xn|SP>]
```

Encoding for the LDCLRPL variant

Applies when (A == 0 && R == 1)

```
LDCLRPL <Xt1>, <Xt2>, [<Xn|SP>]
```

Decode for all variants of this encoding

```
if !IsFeatureImplemented(FEAT_LSE128) then EndOfDecode(Decode_UNDEF);
if Rt == '11111' then EndOfDecode(Decode_UNDEF);
if Rt2 == '11111' then EndOfDecode(Decode_UNDEF);
constant integer t = UInt(Rt);
constant integer t2 = UInt(Rt2);
constant integer n = UInt(Rn);
constant boolean acquire = A == '1';
constant boolean release = R == '1';
constant boolean tagchecked = n != 31;

boolean rt_unknown = FALSE;

if t == t2 then
    constant Constraint c = ConstrainUnpredictable(Unpredictable LSE128OVERLAP);
    assert c IN {Constraint_UNKNOWN, Constraint_UNDEF, Constraint_NOP};
    case c of
        when Constraint_UNKNOWN    rt_unknown = TRUE;    // result is UNKNOWN
        when Constraint_UNDEF       EndOfDecode(Decode_UNDEF);
        when Constraint_NOP         EndOfDecode(Decode_NOP);
```

For information about the CONSTRAINED UNPREDICTABLE behavior of this instruction, see [Architectural Constraints on UNPREDICTABLE behaviors](#), and particularly [CONSTRAINED UNPREDICTABLE behavior for A64 instructions](#).

Assembler Symbols

<Xt1>	Is the 64-bit name of the first general-purpose register to be transferred, encoded in the "Rt" field.
<Xt2>	Is the 64-bit name of the second general-purpose register to be transferred, encoded in the "Rt2" field.
<Xn SP>	Is the 64-bit name of the general-purpose base register or stack pointer, encoded in the "Rn" field.

Operation

```
bits(64) address;
constant bits(64) value1 = X[t, 64];
constant bits(64) value2 = X[t2, 64];
bits(128) data;
bits(128) store_value;

constant boolean privileged = PSTATE.EL != EL0;
constant AccessDescriptor accdesc = CreateAccDescAtomicOp(MemAtomicOp_BIC, acquire, release,
tagchecked, privileged);

if n == 31 then
    CheckSPAlignment();
    address = SP[64];
else
    address = X[n, 64];

store_value = if BigEndian(accdesc.acctype) then value1:value2 else value2:value1;

constant bits(128) comparevalue = bits(128) UNKNOWN; // Irrelevant when not executing CAS
data = MemAtomic(address, comparevalue, store_value, accdesc);

if rt_unknown then
    data = bits(128) UNKNOWN;

if BigEndian(accdesc.acctype) then
    X[t, 64] = data<127:64>;
    X[t2, 64] = data<63:0>;
else
    X[t, 64] = data<63:0>;
    X[t2, 64] = data<127:64>;
```

Operational information

If PSTATE.DIT is 1, the timing of this instruction is insensitive to the value of the data being loaded or stored.

Internal version only: aarchmrs v2025-03_rel, pseudocode v2025-03_rel ; Build timestamp: 2025-03-21T17:41

Copyright © 2010-2025 Arm Limited or its affiliates. All rights reserved. This document is Non-Confidential.

LDEOR, LDEORA, LDEORAL, LDEORL

Atomic exclusive-OR on word or doubleword in memory

This instruction atomically loads a 32-bit word or 64-bit doubleword from memory, performs an exclusive-OR with the value held in a register on it, and stores the result back to memory. The value initially loaded from memory is returned in the destination register.

- If the destination register is not one of WZR or XZR, LDEORA and LDEORAL load from memory with acquire semantics.
- LDEORL and LDEORAL store to memory with release semantics.
- LDEOR has neither acquire nor release semantics.

For more information about memory ordering semantics, see *Load-Acquire, Store-Release*.

For information about addressing modes, see *Load/Store addressing modes*.

This instruction is used by the alias [STEOR, STEORL](#).

Integer (FEAT_LSE)

31	30	29	28	27	26	25	24	23	22	21	20	19	18	17	16	15	14	13	12	11	10	9	8	7	6	5	4	3	2	1	0
1	x	1	1	1	0	0	0	A	R	1	Rs				0	0	1	0	0	0	Rn				Rt						
size				VR								o3				opc															

Encoding for the 32-bit no memory ordering variant

Applies when (size == 10 && A == 0 && R == 0)

LDEOR <Ws>, <Wt>, [<Xn|SP>]

Encoding for the 32-bit acquire variant

Applies when (size == 10 && A == 1 && R == 0)

LDEORA <Ws>, <Wt>, [<Xn|SP>]

Encoding for the 32-bit acquire-release variant

Applies when (size == 10 && A == 1 && R == 1)

LDEORAL <Ws>, <Wt>, [<Xn|SP>]

Encoding for the 32-bit release variant

Applies when (size == 10 && A == 0 && R == 1)

LDEORL <Ws>, <Wt>, [<Xn|SP>]

Encoding for the 64-bit no memory ordering variant

Applies when (size == 11 && A == 0 && R == 0)

LDEOR <Xs>, <Xt>, [<Xn|SP>]

Encoding for the 64-bit acquire variant

Applies when (size == 11 && A == 1 && R == 0)

LDEORA <Xs>, <Xt>, [<Xn|SP>]

Encoding for the 64-bit acquire-release variant

Applies when (size == 11 && A == 1 && R == 1)

LDEORAL <Xs>, <Xt>, [<Xn|SP>]

Encoding for the 64-bit release variant

Applies when (size == 11 && A == 0 && R == 1)

LDEORL <Xs>, <Xt>, [<Xn|SP>]

Decode for all variants of this encoding

```
if !IsFeatureImplemented(FEAT_LSE) then EndOfDecode(Decode_UNDEF);
constant integer s = UInt(Rs);
constant integer t = UInt(Rt);
constant integer n = UInt(Rn);

constant integer datasize = 8 << UInt(size);
constant integer regsize = if datasize == 64 then 64 else 32;

constant boolean acquire = A == '1' && Rt != '11111';
constant boolean release = R == '1';
constant boolean tagchecked = n != 31;
```

Assembler Symbols

- <Ws> Is the 32-bit name of the general-purpose register holding the data value to be operated on with the contents of the memory location, encoded in the "Rs" field.
- <Wt> Is the 32-bit name of the general-purpose register to be loaded, encoded in the "Rt" field.
- <Xn|SP> Is the 64-bit name of the general-purpose base register or stack pointer, encoded in the "Rn" field.
- <Xs> Is the 64-bit name of the general-purpose register holding the data value to be operated on with the contents of the memory location, encoded in the "Rs" field.
- <Xt> Is the 64-bit name of the general-purpose register to be loaded, encoded in the "Rt" field.

Alias Conditions

Alias	Is preferred when
STEOR, STEORL	A == '0' && Rt == '11111'

Operation

```
bits(64) address;

constant boolean privileged = PSTATE.EL != EL0;
constant AccessDescriptor accdesc = CreateAccDescAtomicOp(MemAtomicOp_EOR, acquire, release, tagchecked, privileged);

if n == 31 then
    CheckSPAlignment();
    address = SP[64];
else
    address = X[n, 64];

constant bits(datasize) comparevalue = bits(datasize) UNKNOWN; // Irrelevant when not executing CAS
constant bits(datasize) value = X[s, datasize];
constant bits(datasize) data = MemAtomic(address, comparevalue, value, accdesc);

if t != 31 then
    X[t, regsize] = ZeroExtend(data, regsize);
```

Operational information

If PSTATE.DIT is 1, the timing of this instruction is insensitive to the value of the data being loaded or stored.

LDEORB, LDEORAB, LDEORALB, LDEORLB

Atomic exclusive-OR on byte in memory

This instruction atomically loads an 8-bit byte from memory, performs an exclusive-OR with the value held in a register on it, and stores the result back to memory. The value initially loaded from memory is returned in the destination register.

- If the destination register is not WZR, LDEORAB and LDEORALB load from memory with acquire semantics.
- LDEORLB and LDEORALB store to memory with release semantics.
- LDEORB has neither acquire nor release semantics.

For more information about memory ordering semantics, see *Load-Acquire, Store-Release*.

For information about addressing modes, see *Load/Store addressing modes*.

This instruction is used by the alias [STEORB, STEORLB](#).

Integer (FEAT_LSE)

31	30	29	28	27	26	25	24	23	22	21	20	19	18	17	16	15	14	13	12	11	10	9	8	7	6	5	4	3	2	1	0
0	0	1	1	1	0	0	0	A	R	1	Rs				0	0	1	0	0	0	Rn				Rt						
size				VR								o3				opc															

Encoding for the No memory ordering variant

Applies when (A == 0 && R == 0)

LDEORB <Ws>, <Wt>, [<Xn|SP>]

Encoding for the Acquire variant

Applies when (A == 1 && R == 0)

LDEORAB <Ws>, <Wt>, [<Xn|SP>]

Encoding for the Acquire-release variant

Applies when (A == 1 && R == 1)

LDEORALB <Ws>, <Wt>, [<Xn|SP>]

Encoding for the Release variant

Applies when (A == 0 && R == 1)

LDEORLB <Ws>, <Wt>, [<Xn|SP>]

Decode for all variants of this encoding

```
if !IsFeatureImplemented(FEAT_LSE) then EndOfDecode(Decode_UNDEF);
constant integer s = UInt(Rs);
constant integer t = UInt(Rt);
constant integer n = UInt(Rn);

constant boolean acquire = A == '1' && Rt != '11111';
constant boolean release = R == '1';
constant boolean tagchecked = n != 31;
```

Assembler Symbols

<Ws> Is the 32-bit name of the general-purpose register holding the data value to be operated on with the contents of the memory location, encoded in the "Rs" field.

- <Wt>Is the 32-bit name of the general-purpose register to be loaded, encoded in the "Rt" field.
- <Xn|SP>Is the 64-bit name of the general-purpose base register or stack pointer, encoded in the "Rn" field.

Alias Conditions

Alias	Is preferred when
STEORB, STEORLB	A == '0' && Rt == '11111'

Operation

```
bits(64) address;

constant boolean privileged = PSTATE.EL != ELO;
constant AccessDescriptor accdesc = CreateAccDescAtomicOp(MemAtomicOp\_EOR, acquire, release,
tagchecked, privileged);

if n == 31 then
    CheckSPAlignment();
    address = SP[64];
else
    address = X[n, 64];

constant bits(8) comparevalue = bits(8) UNKNOWN; // Irrelevant when not executing CAS
constant bits(8) value = X[s, 8];
constant bits(8) data = MemAtomic(address, comparevalue, value, accdesc);

if t != 31 then
    X[t, 32] = ZeroExtend(data, 32);
```

Operational information

If PSTATE.DIT is 1, the timing of this instruction is insensitive to the value of the data being loaded or stored.

Internal version only: aarchmrs v2025-03_rel, pseudocode v2025-03_rel ; Build timestamp: 2025-03-21T17:41
Copyright © 2010-2025 Arm Limited or its affiliates. All rights reserved. This document is Non-Confidential.

LDEORH, LDEORAH, LDEORALH, LDEORLH

Atomic exclusive-OR on halfword in memory

This instruction atomically loads a 16-bit halfword from memory, performs an exclusive-OR with the value held in a register on it, and stores the result back to memory. The value initially loaded from memory is returned in the destination register.

- If the destination register is not WZR, LDEORAH and LDEORALH load from memory with acquire semantics.
- LDEORLH and LDEORALH store to memory with release semantics.
- LDEORH has neither acquire nor release semantics.

For more information about memory ordering semantics, see *Load-Acquire, Store-Release*.

For information about addressing modes, see *Load/Store addressing modes*.

This instruction is used by the alias [STEORH, STEORLH](#).

Integer (FEAT_LSE)

31	30	29	28	27	26	25	24	23	22	21	20	19	18	17	16	15	14	13	12	11	10	9	8	7	6	5	4	3	2	1	0
0	1	1	1	1	0	0	0	A	R	1	Rs				0	0	1	0	0	0	Rn				Rt						
size				VR								o3				opc															

Encoding for the No memory ordering variant

Applies when (A == 0 && R == 0)

LDEORH <Ws>, <Wt>, [<Xn|SP>]

Encoding for the Acquire variant

Applies when (A == 1 && R == 0)

LDEORAH <Ws>, <Wt>, [<Xn|SP>]

Encoding for the Acquire-release variant

Applies when (A == 1 && R == 1)

LDEORALH <Ws>, <Wt>, [<Xn|SP>]

Encoding for the Release variant

Applies when (A == 0 && R == 1)

LDEORLH <Ws>, <Wt>, [<Xn|SP>]

Decode for all variants of this encoding

```
if !IsFeatureImplemented(FEAT_LSE) then EndOfDecode(Decode_UNDEF);
constant integer s = UInt(Rs);
constant integer t = UInt(Rt);
constant integer n = UInt(Rn);

constant boolean acquire = A == '1' && Rt != '11111';
constant boolean release = R == '1';
constant boolean tagchecked = n != 31;
```

Assembler Symbols

<Ws> Is the 32-bit name of the general-purpose register holding the data value to be operated on with the contents of the memory location, encoded in the "Rs" field.

- <Wt>Is the 32-bit name of the general-purpose register to be loaded, encoded in the "Rt" field.
- <Xn|SP>Is the 64-bit name of the general-purpose base register or stack pointer, encoded in the "Rn" field.

Alias Conditions

Alias	Is preferred when
STEORH , STEORLH	A == '0' && Rt == '11111'

Operation

```
bits(64) address;

constant boolean privileged = PSTATE.EL != ELO;
constant AccessDescriptor accdesc = CreateAccDescAtomicOp(MemAtomicOp\_EOR, acquire, release,
tagchecked, privileged);

if n == 31 then
    CheckSPAlignment();
    address = SP[64];
else
    address = X[n, 64];

constant bits(16) comparevalue = bits(16) UNKNOWN; // Irrelevant when not executing CAS
constant bits(16) value = X[s, 16];
constant bits(16) data = MemAtomic(address, comparevalue, value, accdesc);

if t != 31 then
    X[t, 32] = ZeroExtend(data, 32);
```

Operational information

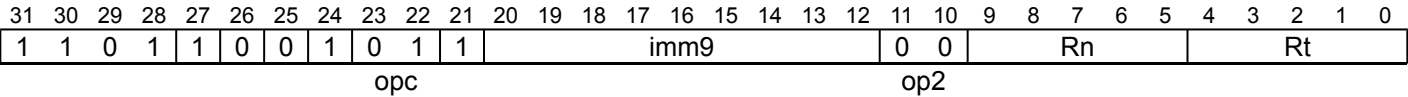
If PSTATE.DIT is 1, the timing of this instruction is insensitive to the value of the data being loaded or stored.

LDG

Load Allocation Tag

This instruction loads an Allocation Tag from a memory address, generates a Logical Address Tag from the Allocation Tag and merges it into the destination register. The address used for the load is calculated from the base register and an immediate signed offset scaled by the Tag Granule.

Integer
(FEAT_MTE)



Encoding

```
LDG <Xt>, [<Xn|SP>{, #<simm>}]
```

Decode for this encoding

```
if !IsFeatureImplemented(FEAT_MTE) then EndOfDecode(Decode_UNDEF);
constant integer t = UInt(Rt);
constant integer n = UInt(Rn);
constant bits(64) offset = LSL(SignExtend(imm9, 64), LOG2_TAG_GRANULE);
```

Assembler Symbols

- <Xt> Is the 64-bit name of the general-purpose destination register, encoded in the "Rt" field.
- <Xn|SP> Is the 64-bit name of the general-purpose base register or stack pointer, encoded in the "Rn" field.
- <simm> Is the optional signed immediate offset, a multiple of 16 in the range -4096 to 4080, defaulting to 0 and encoded in the "imm9" field.

Operation

```
bits(64) address;
bits(4) tag;

if n == 31 then
    CheckSPAlignment();
    address = SP[64];
else
    address = X[n, 64];

constant boolean stzgm = FALSE;
constant AccessDescriptor accdesc = CreateAccDescLDGSTG(MemOp_LOAD, stzgm);

address = AddressAdd(address, offset, accdesc);
address = Align(address, TAG_GRANULE);

tag = AArch64.MemTag[address, accdesc];
X[t, 64] = AArch64.AddressWithAllocationTag(X[t, 64], tag);
```

LDGM

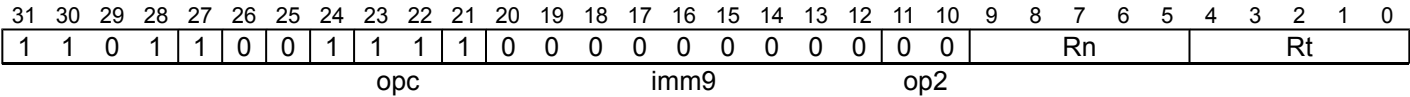
Load tag multiple

This instruction reads a naturally aligned block of N Allocation Tags, where the size of N is identified in GMID_EL1.BS, and writes the Allocation Tag read from address A to the destination register at 4*A<7:4>+3:4*A<7:4>. Bits of the destination register not written with an Allocation Tag are set to 0.

This instruction is UNDEFINED at EL0.

This instruction generates an Unchecked access.

Integer
(FEAT_MTE2)



Encoding

LDGM <Xt>, [<Xn|SP>]

Decode for this encoding

```
if !IsFeatureImplemented(FEAT_MTE2) then EndOfDecode(Decode_UNDEF);
constant integer t = UInt(Rt);
constant integer n = UInt(Rn);
```

Assembler Symbols

- <Xt> Is the 64-bit name of the general-purpose destination register, encoded in the "Rt" field.
- <Xn|SP> Is the 64-bit name of the general-purpose base register or stack pointer, encoded in the "Rn" field.

Operation

```
if PSTATE.EL == EL0 then UNDEFINED;

bits(64) data = Zeros(64);
bits(64) address;

if n == 31 then
    CheckSPAlignment();
    address = SP[64];
else
    address = X[n, 64];

constant integer size = 4 * (2 ^ (UInt(GMID_EL1.BS)));
address = Align(address, size);
constant integer count = size >> LOG2_TAG_GRANULE;
integer index = UInt(address<LOG2_TAG_GRANULE+3:LOG2_TAG_GRANULE>);
constant boolean stzgm = FALSE;
constant AccessDescriptor accdesc = CreateAccDescLDGSTG(MemOp_LOAD, stzgm);

for i = 0 to count-1
    constant bits(4) tag = AArch64.MemTag[address, accdesc];
    Elem[data, index, 4] = tag;
    address = AddressIncrement(address, TAG_GRANULE, accdesc);
    index = index + 1;

X[t, 64] = data;
```


LDIAPP

Load-Acquire RCpc ordered pair of registers

This instruction calculates an address from a base register value and an optional offset, loads two 32-bit words or two 64-bit doublewords from memory, and writes them to two registers. For information on single-copy atomicity and alignment requirements, see [Requirements for single-copy atomicity](#) and [Alignment of data accesses](#). The instruction also has memory ordering semantics, as described in [Load-Acquire](#), [Load-AcquirePC](#), and [Store-Release](#), except that:

- The Memory effects associated with Xt1/Wt1 are Ordered-before the Memory effects associated with Xt2/Wt2.
 - There is no ordering requirement, separate from the requirements of a Load-AcquirePC or a Store-Release, created by having a Store-Release followed by a Load-AcquirePC instruction.
 - The reading of a value written by a Store-Release by a Load-AcquirePC instruction by the same observer does not make the write of the Store-Release globally observed.
- For information about addressing modes, see [Load/Store addressing modes](#).

Integer (FEAT_LRCPC3)

31	30	29	28	27	26	25	24	23	22	21	20	19	18	17	16	15	14	13	12	11	10	9	8	7	6	5	4	3	2	1	0
1	x	0	1	1	0	0	1	0	1	0	Rt2				0	0	0	x	1	0	Rn				Rt						
size										L										opc2											

Encoding for the 32-bit post-index variant

Applies when (size == 10 && opc2 == 0000)

```
LDIAPP <Wt1>, <Wt2>, [<Xn|SP>], #8
```

Encoding for the 32-bit variant

Applies when (size == 10 && opc2 == 0001)

```
LDIAPP <Wt1>, <Wt2>, [<Xn|SP>]
```

Encoding for the 64-bit post-index variant

Applies when (size == 11 && opc2 == 0000)

```
LDIAPP <Xt1>, <Xt2>, [<Xn|SP>], #16
```

Encoding for the 64-bit variant

Applies when (size == 11 && opc2 == 0001)

```
LDIAPP <Xt1>, <Xt2>, [<Xn|SP>]
```

Decode for all variants of this encoding

```
if !IsFeatureImplemented(FEAT_LRCPC3) then EndOfDecode(Decode_UNDEF);
constant boolean ispair = TRUE;
constant boolean postindex = opc2<0> == '0';
boolean wback = opc2<0> == '0';
```

LDIAPP has the same CONSTRAINED UNPREDICTABLE behavior as LDP. For information about this CONSTRAINED UNPREDICTABLE behavior, see [Architectural Constraints on UNPREDICTABLE behaviors](#), and particularly [LDP and LDIAPP](#).

Assembler Symbols

<Wt1> Is the 32-bit name of the first general-purpose register to be transferred, encoded in the "Rt" field.

<Wt2>	Is the 32-bit name of the second general-purpose register to be transferred, encoded in the "Rt2" field.
<Xn SP>	Is the 64-bit name of the general-purpose base register or stack pointer, encoded in the "Rn" field.
<Xt1>	Is the 64-bit name of the first general-purpose register to be transferred, encoded in the "Rt" field.
<Xt2>	Is the 64-bit name of the second general-purpose register to be transferred, encoded in the "Rt2" field.

Shared Decode

```

constant integer t = UInt(Rt);
constant integer t2 = UInt(Rt2);
constant integer n = UInt(Rn);
constant integer scale = 2 + UInt(size<0>);
constant integer datasize = 8 << scale;
constant integer offset = if opc2<0> == '0' then (2 << scale) else 0;
constant boolean tagchecked = wback || n != 31;

boolean rt_unknown = FALSE;

boolean wb_unknown = FALSE;
if wback && (t == n || t2 == n) && n != 31 then
  constant Constraint c = ConstrainUnpredictable(Unpredictable WBOVERLAPLD);
  assert c IN {Constraint WBSUPPRESS, Constraint UNKNOWN, Constraint UNDEF, Constraint NOP};
  case c of
    when Constraint WBSUPPRESS wback = FALSE;          // writeback is suppressed
    when Constraint UNKNOWN    wb_unknown = TRUE;      // writeback is UNKNOWN
    when Constraint UNDEF      EndOfDecode(Decode UNDEF);
    when Constraint NOP        EndOfDecode(Decode NOP);

if t == t2 then
  constant Constraint c = ConstrainUnpredictable(Unpredictable LDPOVERLAP);
  assert c IN {Constraint UNKNOWN, Constraint UNDEF, Constraint NOP};
  case c of
    when Constraint UNKNOWN rt_unknown = TRUE;        // result is UNKNOWN
    when Constraint UNDEF   EndOfDecode(Decode UNDEF);
    when Constraint NOP     EndOfDecode(Decode NOP);

```

Operation

```
bits(64) address;
bits(datasize) data1;
bits(datasize) data2;
constant integer dbytes = datasize DIV 8;
constant AccessDescriptor accdesc = CreateAccDescLDAcqPC(tagchecked, ispair);

if n == 31 then
    CheckSPAlignment();
    address = SP[64];
else
    address = X[n, 64];

if !postindex then
    address = AddressAdd(address, offset, accdesc);

bits(2*datasize) full_data;
full_data = Mem[address, 2*dbytes, accdesc];
if BigEndian(accdesc.acctype) then
    data2 = full_data<(datasize-1):0>;
    data1 = full_data<(2*datasize-1):datasize>;
else
    data1 = full_data<(datasize-1):0>;
    data2 = full_data<(2*datasize-1):datasize>;

if rt_unknown then
    data1 = bits(datasize) UNKNOWN;
    data2 = bits(datasize) UNKNOWN;

X[t, datasize] = data1;
X[t2, datasize] = data2;

if wback then
    if wb_unknown then
        address = bits(64) UNKNOWN;
    elsif postindex then
        address = AddressAdd(address, offset, accdesc);
    if n == 31 then
        SP[64] = address;
    else
        X[n, 64] = address;
```

Operational information

If PSTATE.DIT is 1, the timing of this instruction is insensitive to the value of the data being loaded or stored.

Internal version only: aarchmrs v2025-03_rel, pseudocode v2025-03_rel ; Build timestamp: 2025-03-21T17:41

Copyright © 2010-2025 Arm Limited or its affiliates. All rights reserved. This document is Non-Confidential.

LDLAR

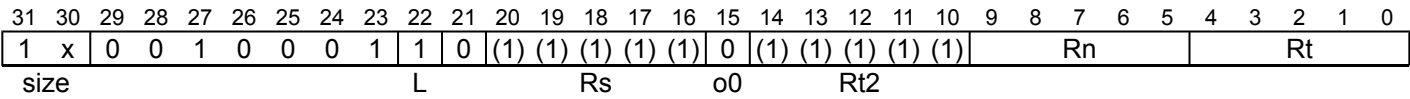
Load LOAcquire register

This instruction loads a 32-bit word or 64-bit doubleword from memory, and writes it to a register. The instruction also has memory ordering semantics as described in *Load LOAcquire, Store LORelease*. For information about addressing modes, see *Load/Store addressing modes*.

Note

For this instruction, if the destination is WZR/XZR, it is impossible for software to observe the presence of the acquire semantic other than its effect on the arrival at endpoints.

No offset (FEAT_LOR)



Encoding for the 32-bit variant

Applies when (size == 10)

```
LDLAR <Wt>, [<Xn|SP>{, #0}]
```

Encoding for the 64-bit variant

Applies when (size == 11)

```
LDLAR <Xt>, [<Xn|SP>{, #0}]
```

Decode for all variants of this encoding

```
if !IsFeatureImplemented(FEAT_LOR) then EndOfDecode(Decode_UNDEF);
constant integer t = UInt(Rt);
constant integer n = UInt(Rn);
constant integer elsize = 8 << UInt(size);
constant integer regsize = if elsize == 64 then 64 else 32;
constant boolean tagchecked = n != 31;
```

Assembler Symbols

- <Wt> Is the 32-bit name of the general-purpose register to be transferred, encoded in the "Rt" field.
- <Xn|SP> Is the 64-bit name of the general-purpose base register or stack pointer, encoded in the "Rn" field.
- <Xt> Is the 64-bit name of the general-purpose register to be transferred, encoded in the "Rt" field.

Operation

```
bits(64) address;
constant integer dbytes = elsize DIV 8;

constant AccessDescriptor accdesc = CreateAccDescLOR(MemOp\_LOAD, tagchecked);

if n == 31 then
    CheckSPAlignment();
    address = SP[64];
else
    address = X[n, 64];

constant bits(elsize) data = Mem[address, dbytes, accdesc];
X[t, regsize] = ZeroExtend(data, regsize);
```

Operational information

If PSTATE.DIT is 1, the timing of this instruction is insensitive to the value of the data being loaded or stored.

Internal version only: aarchmrs v2025-03_rel, pseudocode v2025-03_rel ; Build timestamp: 2025-03-21T17:41

Copyright © 2010-2025 Arm Limited or its affiliates. All rights reserved. This document is Non-Confidential.

LDLARB

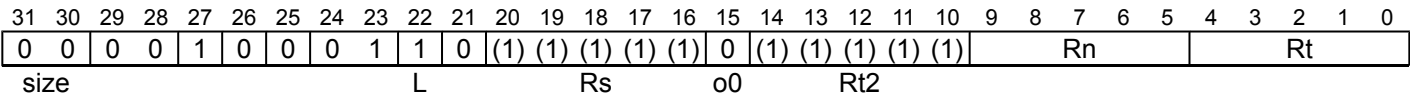
Load LOAcquire register byte

This instruction loads a byte from memory, zero-extends it and writes it to a register. The instruction also has memory ordering semantics as described in *Load LOAcquire, Store LORelease*. For information about addressing modes, see *Load/Store addressing modes*.

Note

For this instruction, if the destination is WZR/XZR, it is impossible for software to observe the presence of the acquire semantic other than its effect on the arrival at endpoints.

No offset
(FEAT_LOR)



Encoding

```
LDLARB <Wt>, [<Xn|SP>{, #0}]
```

Decode for this encoding

```
if !IsFeatureImplemented(FEAT_LOR) then EndOfDecode(Decode_UNDEF);
constant integer t = UInt(Rt);
constant integer n = UInt(Rn);
constant boolean tagchecked = n != 31;
```

Assembler Symbols

- <Wt> Is the 32-bit name of the general-purpose register to be transferred, encoded in the "Rt" field.
- <Xn|SP> Is the 64-bit name of the general-purpose base register or stack pointer, encoded in the "Rn" field.

Operation

```
bits(64) address;

constant AccessDescriptor accdesc = CreateAccDescLOR(MemOp_LOAD, tagchecked);

if n == 31 then
    CheckSPAlignment();
    address = SP[64];
else
    address = X[n, 64];

constant bits(8) data = Mem[address, 1, accdesc];
X[t, 32] = ZeroExtend(data, 32);
```

Operational information

If PSTATE.DIT is 1, the timing of this instruction is insensitive to the value of the data being loaded or stored.

LDLARH

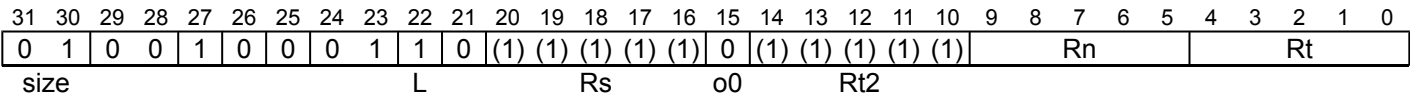
Load LOAcquire register halfword

This instruction loads a halfword from memory, zero-extends it, and writes it to a register. The instruction also has memory ordering semantics as described in *Load LOAcquire, Store LORelease*. For information about addressing modes, see *Load/Store addressing modes*.

Note

For this instruction, if the destination is WZR/XZR, it is impossible for software to observe the presence of the acquire semantic other than its effect on the arrival at endpoints.

No offset (FEAT_LOR)



Encoding

LDLARH <Wt>, [<Xn|SP>{, #0}]

Decode for this encoding

```
if !IsFeatureImplemented(FEAT_LOR) then EndOfDecode(Decode_UNDEF);
constant integer t = UInt(Rt);
constant integer n = UInt(Rn);
constant boolean tagchecked = n != 31;
```

Assembler Symbols

- <Wt> Is the 32-bit name of the general-purpose register to be transferred, encoded in the "Rt" field.
- <Xn|SP> Is the 64-bit name of the general-purpose base register or stack pointer, encoded in the "Rn" field.

Operation

```
bits(64) address;

constant AccessDescriptor accdesc = CreateAccDescLOR(MemOp_LOAD, tagchecked);

if n == 31 then
    CheckSPAlignment();
    address = SP[64];
else
    address = X[n, 64];

constant bits(16) data = Mem[address, 2, accdesc];
X[t, 32] = ZeroExtend(data, 32);
```

Operational information

If PSTATE.DIT is 1, the timing of this instruction is insensitive to the value of the data being loaded or stored.

LDNP

Load pair of registers, with non-temporal hint

This instruction calculates an address from a base register value and an immediate offset, loads two 32-bit words or two 64-bit doublewords from memory, and writes them to two registers.
For information about addressing modes, see *Load/Store addressing modes*. For information about non-temporal pair instructions, see *Load/Store non-temporal pair*.

31	30	29	28	27	26	25	24	23	22	21	20	19	18	17	16	15	14	13	12	11	10	9	8	7	6	5	4	3	2	1	0
x	0	1	0	1	0	0	0	0	1	imm7							Rt2				Rn				Rt						
opc				VR				L																							

Encoding for the 32-bit variant

Applies when (opc == 00)

```
LDNP <Wt1>, <Wt2>, [<Xn|SP>{, #<imm>}]
```

Encoding for the 64-bit variant

Applies when (opc == 10)

```
LDNP <Xt1>, <Xt2>, [<Xn|SP>{, #<imm>}]
```

Decode for all variants of this encoding

```
constant integer t = UInt(Rt);
constant integer t2 = UInt(Rt2);
constant integer n = UInt(Rn);
constant boolean nontemporal = TRUE;
constant integer scale = 2 + UInt(opc<1>);
constant integer datasize = 8 << scale;
constant bits(64) offset = LSL(SignExtend(imm7, 64), scale);
constant boolean tagchecked = n != 31;

boolean rt_unknown = FALSE;
if t == t2 then
    constant Constraint c = ConstrainUnpredictable(Unpredictable_LDPOVERLAP);
    assert c IN {Constraint_UNKNOWN, Constraint_UNDEF, Constraint_NOP};
    case c of
        when Constraint_UNKNOWN      rt_unknown = TRUE;      // Result is UNKNOWN
        when Constraint_UNDEF         EndOfDecode(Decode_UNDEF);
        when Constraint_NOP           EndOfDecode(Decode_NOP);
```

For information about the CONSTRAINED UNPREDICTABLE behavior of this instruction, see *Architectural Constraints on UNPREDICTABLE behaviors*, and particularly *LDNP*.

Assembler Symbols

- <Wt1> Is the 32-bit name of the first general-purpose register to be transferred, encoded in the "Rt" field.
- <Wt2> Is the 32-bit name of the second general-purpose register to be transferred, encoded in the "Rt2" field.
- <Xn|SP> Is the 64-bit name of the general-purpose base register or stack pointer, encoded in the "Rn" field.
- <imm> For the "32-bit" variant: is the optional signed immediate byte offset, a multiple of 4 in the range -256 to 252, defaulting to 0 and encoded in the "imm7" field as <imm>/4.

For the "64-bit" variant: is the optional signed immediate byte offset, a multiple of 8 in the range -512 to 504, defaulting to 0 and encoded in the "imm7" field as <imm>/8.
- <Xt1> Is the 64-bit name of the first general-purpose register to be transferred, encoded in the "Rt" field.
- <Xt2> Is the 64-bit name of the second general-purpose register to be transferred, encoded in the "Rt2" field.

Operation

```
bits(64) address;
bits(64) address2;
constant integer dbytes = datasize DIV 8;
bits(datasize) data1;
bits(datasize) data2;
constant boolean privileged = PSTATE.EL != ELO;
constant boolean ispair = IsFeatureImplemented(FEAT_LSE2);
constant AccessDescriptor accdesc = CreateAccDescGPR(MemOp\_LOAD, nontemporal, privileged,
                                                    tagchecked, ispair);

if n == 31 then
    CheckSPAlignment();
    address = SP[64];
else
    address = X[n, 64];

address = AddressAdd(address, offset, accdesc);

if accdesc.ispair then
    constant bits(2*datasize) full_data = Mem[address, 2 * dbytes, accdesc];
    if BigEndian(accdesc.acctype) then
        data2 = full_data<(datasize-1):0>;
        data1 = full_data<(2*datasize-1):datasize>;
    else
        data1 = full_data<(datasize-1):0>;
        data2 = full_data<(2*datasize-1):datasize>;
else
    address2 = AddressIncrement(address, dbytes, accdesc);
    data1 = Mem[address, dbytes, accdesc];
    data2 = Mem[address2, dbytes, accdesc];
if rt_unknown then
    data1 = bits(datasize) UNKNOWN;
    data2 = bits(datasize) UNKNOWN;
X[t, datasize] = data1;
X[t2, datasize] = data2;
```

Operational information

If PSTATE.DIT is 1, the timing of this instruction is insensitive to the value of the data being loaded or stored.

Internal version only: aarchmrs v2025-03_rel, pseudocode v2025-03_rel ; Build timestamp: 2025-03-21T17:41

Copyright © 2010-2025 Arm Limited or its affiliates. All rights reserved. This document is Non-Confidential.

LDP

Load pair of registers

This instruction calculates an address from a base register value and an immediate offset, loads two 32-bit words or two 64-bit doublewords from memory, and writes them to two registers. For information about addressing modes, see *Load/Store addressing modes*.
It has encodings from 3 classes: [Post-index](#) , [Pre-index](#) and [Signed offset](#)

Post-index

31	30	29	28	27	26	25	24	23	22	21	20	19	18	17	16	15	14	13	12	11	10	9	8	7	6	5	4	3	2	1	0
x	0	1	0	1	0	0	0	1	1	imm7							Rt2				Rn				Rt						
opc				VR					L																						

Encoding for the 32-bit variant

Applies when (opc == 00)

```
LDP <Wt1>, <Wt2>, [<Xn|SP>], #<imm>
```

Encoding for the 64-bit variant

Applies when (opc == 10)

```
LDP <Xt1>, <Xt2>, [<Xn|SP>], #<imm>
```

Decode for all variants of this encoding

```
boolean wback = TRUE;
constant boolean postindex = TRUE;
```

Pre-index

31	30	29	28	27	26	25	24	23	22	21	20	19	18	17	16	15	14	13	12	11	10	9	8	7	6	5	4	3	2	1	0
x	0	1	0	1	0	0	1	1	1	imm7							Rt2				Rn				Rt						
opc				VR					L																						

Encoding for the 32-bit variant

Applies when (opc == 00)

```
LDP <Wt1>, <Wt2>, [<Xn|SP>, #<imm>]!
```

Encoding for the 64-bit variant

Applies when (opc == 10)

```
LDP <Xt1>, <Xt2>, [<Xn|SP>, #<imm>]!
```

Decode for all variants of this encoding

```
boolean wback = TRUE;
constant boolean postindex = FALSE;
```

Signed offset

31	30	29	28	27	26	25	24	23	22	21	20	19	18	17	16	15	14	13	12	11	10	9	8	7	6	5	4	3	2	1	0
x	0	1	0	1	0	0	1	0	1	imm7							Rt2				Rn				Rt						
opc				VR					L																						

Encoding for the 32-bit variant

Applies when (opc == 00)

```
LDP <Wt1>, <Wt2>, [<Xn|SP>{, #<imm>}]
```

Encoding for the 64-bit variant

Applies when (opc == 10)

```
LDP <Xt1>, <Xt2>, [<Xn|SP>{, #<imm>}]
```

Decode for all variants of this encoding

```
boolean wback = FALSE;
constant boolean postindex = FALSE;
```

For information about the CONSTRAINED UNPREDICTABLE behavior of this instruction, see *Architectural Constraints on UNPREDICTABLE behaviors*, and particularly *LDP*.

Assembler Symbols

- <Wt1> Is the 32-bit name of the first general-purpose register to be transferred, encoded in the "Rt" field.
- <Wt2> Is the 32-bit name of the second general-purpose register to be transferred, encoded in the "Rt2" field.
- <Xn|SP> Is the 64-bit name of the general-purpose base register or stack pointer, encoded in the "Rn" field.
- <imm> For the "32-bit Post-index" and "32-bit Pre-index" variants: is the signed immediate byte offset, a multiple of 4 in the range -256 to 252, encoded in the "imm7" field as <imm>/4.
For the "64-bit Post-index" and "64-bit Pre-index" variants: is the signed immediate byte offset, a multiple of 8 in the range -512 to 504, encoded in the "imm7" field as <imm>/8.
For the "32-bit Signed offset" variant: is the optional signed immediate byte offset, a multiple of 4 in the range -256 to 252, defaulting to 0 and encoded in the "imm7" field as <imm>/4.
For the "64-bit Signed offset" variant: is the optional signed immediate byte offset, a multiple of 8 in the range -512 to 504, defaulting to 0 and encoded in the "imm7" field as <imm>/8.
- <Xt1> Is the 64-bit name of the first general-purpose register to be transferred, encoded in the "Rt" field.
- <Xt2> Is the 64-bit name of the second general-purpose register to be transferred, encoded in the "Rt2" field.

Shared Decode

```
constant integer t = UInt(Rt);
constant integer t2 = UInt(Rt2);
constant integer n = UInt(Rn);
constant boolean nontemporal = FALSE;
constant integer scale = 2 + UInt(opc<1>);
constant integer datasize = 8 << scale;
constant bits(64) offset = LSL(SignExtend(imm7, 64), scale);
constant boolean tagchecked = wback || n != 31;

boolean rt_unknown = FALSE;
boolean wb_unknown = FALSE;

if wback && (t == n || t2 == n) && n != 31 then
    constant Constraint c = ConstrainUnpredictable(Unpredictable WBOVERLAPLD);
    assert c IN {Constraint WBSUPPRESS, Constraint UNKNOWN, Constraint UNDEF, Constraint NOP};
    case c of
        when Constraint WBSUPPRESS wback = FALSE;           // Writeback is suppressed
        when Constraint UNKNOWN    wb_unknown = TRUE;       // Writeback is UNKNOWN
        when Constraint UNDEF      EndOfDecode(Decode UNDEF);
        when Constraint NOP        EndOfDecode(Decode NOP);

if t == t2 then
    constant Constraint c = ConstrainUnpredictable(Unpredictable LDPOVERLAP);
    assert c IN {Constraint UNKNOWN, Constraint UNDEF, Constraint NOP};
    case c of
        when Constraint UNKNOWN    rt_unknown = TRUE;       // Result is UNKNOWN
        when Constraint UNDEF      EndOfDecode(Decode UNDEF);
        when Constraint NOP        EndOfDecode(Decode NOP);
```

Operation

```
bits(64) address;
bits(64) address2;
bits(datasize) data1;
bits(datasize) data2;
constant integer dbytes = datasize DIV 8;

constant boolean privileged = PSTATE.EL != EL0;
constant boolean ispair = IsFeatureImplemented(FEAT_LSE2);

constant AccessDescriptor accdesc = CreateAccDescGPR(MemOp_LOAD, nontemporal, privileged,
                                                    tagchecked, ispair);

if n == 31 then
    CheckSPAlignment();
    address = SP[64];
else
    address = X[n, 64];

if !postindex then
    address = AddressAdd(address, offset, accdesc);

if accdesc.ispair then
    constant bits(2*datasize) full_data = Mem[address, 2 * dbytes, accdesc];
    if BigEndian(accdesc.acctype) then
        data2 = full_data<(datasize-1):0>;
        data1 = full_data<(2*datasize-1):datasize>;
    else
        data1 = full_data<(datasize-1):0>;
        data2 = full_data<(2*datasize-1):datasize>;
else
    address2 = AddressIncrement(address, dbytes, accdesc);
    data1 = Mem[address, dbytes, accdesc];
    data2 = Mem[address2, dbytes, accdesc];

if rt_unknown then
    data1 = bits(datasize) UNKNOWN;
    data2 = bits(datasize) UNKNOWN;

X[t, datasize] = data1;
X[t2, datasize] = data2;

if wback then
    if wb_unknown then
        address = bits(64) UNKNOWN;
    elsif postindex then
        address = AddressAdd(address, offset, accdesc);
    if n == 31 then
        SP[64] = address;
    else
        X[n, 64] = address;
```

Operational information

If PSTATE.DIT is 1, the timing of this instruction is insensitive to the value of the data being loaded or stored.

Internal version only: aarchmrs v2025-03_rel, pseudocode v2025-03_rel ; Build timestamp: 2025-03-21T17:41

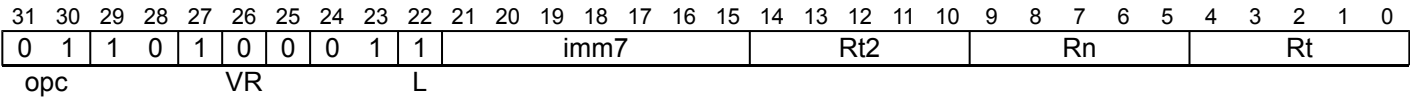
Copyright © 2010-2025 Arm Limited or its affiliates. All rights reserved. This document is Non-Confidential.

LDPSW

Load pair of registers signed word

This instruction calculates an address from a base register value and an immediate offset, loads two 32-bit words from memory, sign-extends them, and writes them to two registers. For information about addressing modes, see *Load/Store addressing modes*. It has encodings from 3 classes: [Post-index](#) , [Pre-index](#) and [Signed offset](#)

Post-index



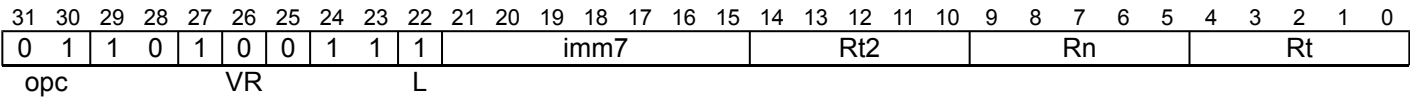
Encoding

LDPSW <Xt1>, <Xt2>, [<Xn|SP>], #<imm>

Decode for this encoding

```
boolean wback = TRUE;
constant boolean postindex = TRUE;
```

Pre-index



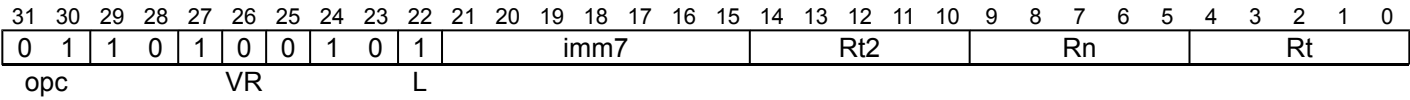
Encoding

LDPSW <Xt1>, <Xt2>, [<Xn|SP>, #<imm>]!

Decode for this encoding

```
boolean wback = TRUE;
constant boolean postindex = FALSE;
```

Signed offset



Encoding

LDPSW <Xt1>, <Xt2>, [<Xn|SP>{, #<imm>}]

Decode for this encoding

```
boolean wback = FALSE;
constant boolean postindex = FALSE;
```

For information about the CONSTRAINED UNPREDICTABLE behavior of this instruction, see *Architectural Constraints on UNPREDICTABLE behaviors*, and particularly *LDPSW*.

Assembler Symbols

<Xt1>	Is the 64-bit name of the first general-purpose register to be transferred, encoded in the "Rt" field.
<Xt2>	Is the 64-bit name of the second general-purpose register to be transferred, encoded in the "Rt2" field.
<Xn SP>	Is the 64-bit name of the general-purpose base register or stack pointer, encoded in the "Rn" field.
<imm>	For the "Post-index" and "Pre-index" variants: is the signed immediate byte offset, a multiple of 4 in the range -256 to 252, encoded in the "imm7" field as <imm>/4. For the "Signed offset" variant: is the optional signed immediate byte offset, a multiple of 4 in the range -256 to 252, defaulting to 0 and encoded in the "imm7" field as <imm>/4.

Shared Decode

```
constant integer t = UInt(Rt);
constant integer t2 = UInt(Rt2);
constant integer n = UInt(Rn);
constant boolean nontemporal = FALSE;
constant integer scale = 2 + UInt(opc<1>);
constant integer datasize = 32;
constant bits(64) offset = LSL(SignExtend(imm7, 64), scale);
constant boolean tagchecked = wback || n != 31;

boolean rt_unknown = FALSE;
boolean wb_unknown = FALSE;

if wback && (t == n || t2 == n) && n != 31 then
    constant Constraint c = ConstrainUnpredictable(Unpredictable WBOVERLAPLD);
    assert c IN {Constraint WBSUPPRESS, Constraint UNKNOWN, Constraint UNDEF, Constraint NOP};
    case c of
        when Constraint WBSUPPRESS wback = FALSE;           // Writeback is suppressed
        when Constraint UNKNOWN    wb_unknown = TRUE;       // Writeback is UNKNOWN
        when Constraint UNDEF      EndOfDecode(Decode UNDEF);
        when Constraint NOP        EndOfDecode(Decode NOP);

if t == t2 then
    constant Constraint c = ConstrainUnpredictable(Unpredictable LDPOVERLAP);
    assert c IN {Constraint UNKNOWN, Constraint UNDEF, Constraint NOP};
    case c of
        when Constraint UNKNOWN    rt_unknown = TRUE;       // Result is UNKNOWN
        when Constraint UNDEF      EndOfDecode(Decode UNDEF);
        when Constraint NOP        EndOfDecode(Decode NOP);
```

Operation

```
bits(64) address;
bits(64) address2;
bits(datasize) data1;
bits(datasize) data2;
constant integer dbytes = datasize DIV 8;

constant boolean privileged = PSTATE.EL != EL0;
constant AccessDescriptor accdesc = CreateAccDescGPR(MemOp\_LOAD, nontemporal, privileged,
tagchecked);

if n == 31 then
    CheckSPAlignment();
    address = SP[64];
else
    address = X[n, 64];

if !postindex then
    address = AddressAdd(address, offset, accdesc);

address2 = AddressIncrement(address, dbytes, accdesc);
data1 = Mem[address, dbytes, accdesc];
data2 = Mem[address2, dbytes, accdesc];

if rt_unknown then
    data1 = bits(datasize) UNKNOWN;
    data2 = bits(datasize) UNKNOWN;

X[t, 64] = SignExtend(data1, 64);
X[t2, 64] = SignExtend(data2, 64);

if wback then
    if wb_unknown then
        address = bits(64) UNKNOWN;
    elsif postindex then
        address = AddressAdd(address, offset, accdesc);
    if n == 31 then
        SP[64] = address;
    else
        X[n, 64] = address;
```

Operational information

If PSTATE.DIT is 1, the timing of this instruction is insensitive to the value of the data being loaded or stored.

Internal version only: aarchmrs v2025-03_rel, pseudocode v2025-03_rel ; Build timestamp: 2025-03-21T17:41

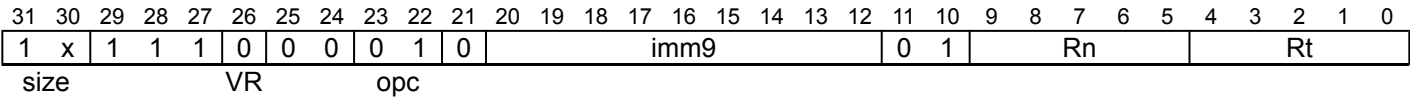
Copyright © 2010-2025 Arm Limited or its affiliates. All rights reserved. This document is Non-Confidential.

LDR (immediate)

Load register (immediate)

This instruction loads a word or doubleword from memory and writes it to a register. The address that is used for the load is calculated from a base register and an immediate offset. For information about addressing modes, see [Load/Store addressing modes](#). The Unsigned offset variant scales the immediate offset value by the size of the value accessed before adding it to the base register value. It has encodings from 3 classes: [Post-index](#) , [Pre-index](#) and [Unsigned offset](#)

Post-index



Encoding for the 32-bit variant

Applies when (size == 10)

```
LDR <Wt>, [<Xn|SP>], #<sim>
```

Encoding for the 64-bit variant

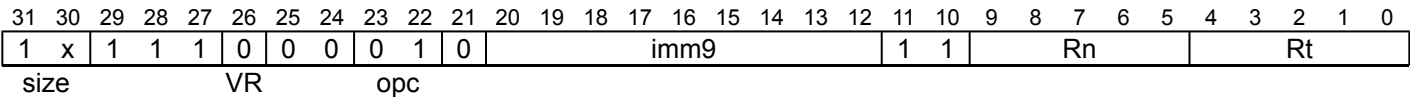
Applies when (size == 11)

```
LDR <Xt>, [<Xn|SP>], #<sim>
```

Decode for all variants of this encoding

```
boolean wback = TRUE;
constant boolean postindex = TRUE;
constant integer scale = UInt(size);
constant bits(64) offset = SignExtend(imm9, 64);
```

Pre-index



Encoding for the 32-bit variant

Applies when (size == 10)

```
LDR <Wt>, [<Xn|SP>, #<sim>]!
```

Encoding for the 64-bit variant

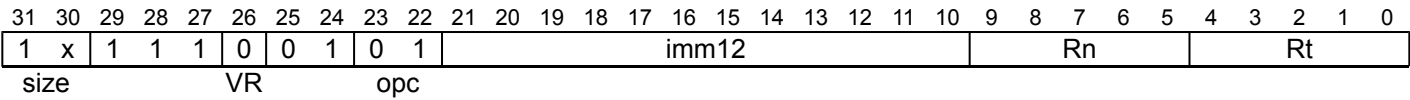
Applies when (size == 11)

```
LDR <Xt>, [<Xn|SP>, #<sim>]!
```

Decode for all variants of this encoding

```
boolean wback = TRUE;
constant boolean postindex = FALSE;
constant integer scale = UInt(size);
constant bits(64) offset = SignExtend(imm9, 64);
```

Unsigned offset



Encoding for the 32-bit variant

Applies when (size == 10)

```
LDR <Wt>, [<Xn|SP>{, #<pimm>}]
```

Encoding for the 64-bit variant

Applies when (size == 11)

```
LDR <Xt>, [<Xn|SP>{, #<pimm>}]
```

Decode for all variants of this encoding

```
boolean wback = FALSE;
constant boolean postindex = FALSE;
constant integer scale = UInt(size);
constant bits(64) offset = LSL(ZeroExtend(imm12, 64), scale);
```

For information about the CONSTRAINED UNPREDICTABLE behavior of this instruction, see *Architectural Constraints on UNPREDICTABLE behaviors*, and particularly *LDR (immediate)*.

Assembler Symbols

- <Wt> Is the 32-bit name of the general-purpose register to be transferred, encoded in the "Rt" field.
- <Xn|SP> Is the 64-bit name of the general-purpose base register or stack pointer, encoded in the "Rn" field.
- <simm> Is the signed immediate byte offset, in the range -256 to 255, encoded in the "imm9" field.
- <Xt> Is the 64-bit name of the general-purpose register to be transferred, encoded in the "Rt" field.
- <pimm> For the "32-bit" variant: is the optional positive immediate byte offset, a multiple of 4 in the range 0 to 16380, defaulting to 0 and encoded in the "imm12" field as <pimm>/4.

For the "64-bit" variant: is the optional positive immediate byte offset, a multiple of 8 in the range 0 to 32760, defaulting to 0 and encoded in the "imm12" field as <pimm>/8.

Shared Decode

```
constant integer t = UInt(Rt);
constant integer n = UInt(Rn);
constant integer datasize = 8 << scale;
constant integer regsize = if datasize == 64 then 64 else 32;
constant boolean nontemporal = FALSE;
constant boolean tagchecked = wback || n != 31;

Constraint c;
boolean wb_unknown = FALSE;
if wback && n == t && n != 31 then
  c = ConstrainUnpredictable(Unpredictable WBOVERLAPLD);
assert c IN {Constraint_WBSUPPRESS, Constraint_UNKNOWN, Constraint_UNDEF, Constraint_NOP};
case c of
  when Constraint_WBSUPPRESS wback = FALSE;           // Writeback is suppressed
  when Constraint_UNKNOWN    wb_unknown = TRUE;       // Writeback is UNKNOWN
  when Constraint_UNDEF      EndOfDecode(Decode_UNDEF);
  when Constraint_NOP        EndOfDecode(Decode_NOP);
```

Operation

```
bits(64) address;

constant boolean privileged = PSTATE.EL != EL0;
constant AccessDescriptor accdesc = CreateAccDescGPR(MemOp\_LOAD, nontemporal, privileged,
                                                    tagchecked);

if n == 31 then
    CheckSPAlignment();
    address = SP[64];
else
    address = X[n, 64];

if !postindex then
    address = AddressAdd(address, offset, accdesc);

constant bits(datasize) data = Mem[address, datasize DIV 8, accdesc];
X[t, regsize] = ZeroExtend(data, regsize);

if wback then
    if wb_unknown then
        address = bits(64) UNKNOWN;
    elsif postindex then
        address = AddressAdd(address, offset, accdesc);
    if n == 31 then
        SP[64] = address;
    else
        X[n, 64] = address;
```

Operational information

If PSTATE.DIT is 1, the timing of this instruction is insensitive to the value of the data being loaded or stored.

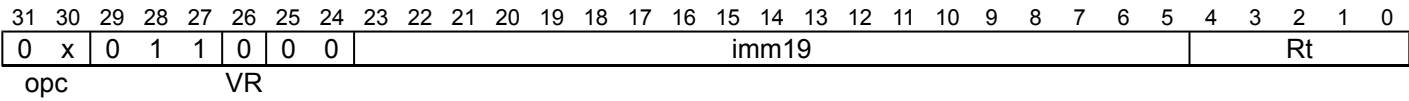
Internal version only: aarchmrs v2025-03_rel, pseudocode v2025-03_rel ; Build timestamp: 2025-03-21T17:41

Copyright © 2010-2025 Arm Limited or its affiliates. All rights reserved. This document is Non-Confidential.

LDR (literal)

Load register (literal)

This instruction calculates an address from the PC value and an immediate offset, loads a word from memory, and writes it to a register. For information about addressing modes, see [Load/Store addressing modes](#).



Encoding for the 32-bit variant

Applies when (opc == 00)

```
LDR <Wt>, <label>
```

Encoding for the 64-bit variant

Applies when (opc == 01)

```
LDR <Xt>, <label>
```

Decode for all variants of this encoding

```
constant integer t = UInt(Rt);
constant integer size = 4 << UInt(opc<0>);
constant boolean nontemporal = FALSE;
constant boolean tagchecked = FALSE;

constant bits(64) offset = SignExtend(imm19:'00', 64);
```

Assembler Symbols

- <Wt> Is the 32-bit name of the general-purpose register to be loaded, encoded in the "Rt" field.
- <label> Is the program label from which the data is to be loaded. Its offset from the address of this instruction, in the range +/-1MB, is encoded as "imm19" times 4.
- <Xt> Is the 64-bit name of the general-purpose register to be loaded, encoded in the "Rt" field.

Operation

```
constant bits(64) address = PC64 + offset;
constant boolean privileged = PSTATE.EL != EL0;
constant AccessDescriptor accdesc = CreateAccDescGPR(MemOp_LOAD, nontemporal, privileged, tagchecked);

X[t, size * 8] = Mem[address, size, accdesc];
```

Operational information

If PSTATE.DIT is 1, the timing of this instruction is insensitive to the value of the data being loaded or stored.

LDR (register)

Load register (register)

This instruction calculates an address from a base register value and an offset register value, loads a word from memory, and writes it to a register. The offset register value can optionally be shifted and extended. For information about addressing modes, see *Load/Store addressing modes*.

31	30	29	28	27	26	25	24	23	22	21	20	19	18	17	16	15	14	13	12	11	10	9	8	7	6	5	4	3	2	1	0
1	x	1	1	1	0	0	0	0	1	1	Rm				option		S	1	0	Rn				Rt							
size				VR				opc																							

Encoding for the 32-bit variant

Applies when (size == 10)

```
LDR <Wt>, [<Xn|SP>, (<Wm>|<Xm>){, <extend> {<amount>}}]
```

Encoding for the 64-bit variant

Applies when (size == 11)

```
LDR <Xt>, [<Xn|SP>, (<Wm>|<Xm>){, <extend> {<amount>}}]
```

Decode for all variants of this encoding

```
if option<1> == '0' then EndOfDecode(Decode_UNDEF); // sub-word index
constant ExtendType extend_type = DecodeRegExtend(option);
constant integer scale = UInt(size);
constant integer shift = if S == '1' then scale else 0;
```

Assembler Symbols

- <Wt> Is the 32-bit name of the general-purpose register to be transferred, encoded in the "Rt" field.
- <Xn|SP> Is the 64-bit name of the general-purpose base register or stack pointer, encoded in the "Rn" field.
- <Wm> When option<0> is set to 0, is the 32-bit name of the general-purpose index register, encoded in the "Rm" field.
- <Xm> When option<0> is set to 1, is the 64-bit name of the general-purpose index register, encoded in the "Rm" field.
- <extend> Is the index extend/shift specifier, defaulting to LSL, and which must be omitted for the LSL option when <amount> is omitted, encoded in "option":

option	<extend>
010	UXTW
011	LSL
110	SXTW
111	SCTX

<amount> For the "32-bit" variant: is the index shift amount, optional only when <extend> is not LSL. Where it is permitted to be optional, it defaults to #0. It is encoded in "S":

S	<amount>
0	#0
1	#2

For the "64-bit" variant: is the index shift amount, optional only when <extend> is not LSL. Where it is permitted to be optional, it defaults to #0. It is encoded in "S":

S	<amount>
0	#0
1	#3

<Xt> Is the 64-bit name of the general-purpose register to be transferred, encoded in the "Rt" field.

Shared Decode

```
constant integer t = UInt(Rt);
constant integer n = UInt(Rn);
constant integer m = UInt(Rm);
constant integer datasize = 8 << scale;
constant integer regsize = if datasize == 64 then 64 else 32;
constant boolean nontemporal = FALSE;
constant boolean tagchecked = TRUE;
```

Operation

```
constant bits(64) offset = ExtendReg(m, extend_type, shift, 64);
bits(64) address;

constant boolean privileged = PSTATE.EL != EL0;
constant AccessDescriptor accdesc = CreateAccDescGPR(MemOp\_LOAD, nontemporal, privileged,
                                                    tagchecked);

if n == 31 then
    CheckSPAlignment();
    address = SP[64];
else
    address = X[n, 64];

address = AddressAdd(address, offset, accdesc);

constant bits(datasize) data = Mem[address, datasize DIV 8, accdesc];
X[t, regsize] = ZeroExtend(data, regsize);
```

Operational information

If PSTATE.DIT is 1, the timing of this instruction is insensitive to the value of the data being loaded or stored.

Internal version only: aarchmrs v2025-03_rel, pseudocode v2025-03_rel ; Build timestamp: 2025-03-21T17:41

Copyright © 2010-2025 Arm Limited or its affiliates. All rights reserved. This document is Non-Confidential.

LDRAA, LDRAB

Load register, with pointer authentication

This instruction authenticates an address from a base register using a modifier of zero and the specified key, adds an immediate offset to the authenticated address, and loads a 64-bit doubleword from memory at this resulting address into a register.

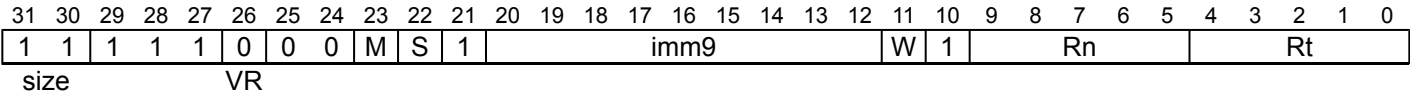
Key A is used for LDRAA. Key B is used for LDRAB.

If the authentication passes, the PE behaves the same as for an LDR instruction. For information on behavior if the authentication fails, see *Faulting on pointer authentication*.

The authenticated address is not written back to the base register, unless the pre-indexed variant of the instruction is used. In this case, the address that is written back to the base register does not include the pointer authentication code.

For information about addressing modes, see *Load/Store addressing modes*.

PAC (FEAT_PAuth)



Encoding for the Key A, offset variant

Applies when (M == 0 && W == 0)

```
LDRAA <Xt>, [<Xn|SP>{, #<simm>}]
```

Encoding for the Key A, pre-indexed variant

Applies when (M == 0 && W == 1)

```
LDRAA <Xt>, [<Xn|SP>{, #<simm>}]!
```

Encoding for the Key B, offset variant

Applies when (M == 1 && W == 0)

```
LDRAB <Xt>, [<Xn|SP>{, #<simm>}]
```

Encoding for the Key B, pre-indexed variant

Applies when (M == 1 && W == 1)

```
LDRAB <Xt>, [<Xn|SP>{, #<simm>}]!
```

Decode for all variants of this encoding

```
if !IsFeatureImplemented(FEAT_PAuth) then EndOfDecode(Decode_UNDEF);
constant integer t = UInt(Rt);
constant integer n = UInt(Rn);
boolean wback = W == '1';
constant boolean use_key_a = M == '0';
constant bits(10) S10 = S:imm9;
constant bits(64) offset = LSL(SignExtend(S10, 64), 3);
constant boolean nontemporal = FALSE;
constant boolean tagchecked = wback || n != 31;

boolean wb_unknown = FALSE;
if wback && n == t && n != 31 then
    constant Constraint c = ConstrainUnpredictable(Unpredictable_WBOVERLAPLD);
    assert c IN {Constraint_WBSUPPRESS, Constraint_UNKNOWN, Constraint_UNDEF, Constraint_NOP};
    case c of
        when Constraint_WBSUPPRESS wback = FALSE;           // writeback is suppressed
        when Constraint_UNKNOWN     wb_unknown = TRUE;      // writeback is UNKNOWN
        when Constraint_UNDEF       EndOfDecode(Decode_UNDEF);
        when Constraint_NOP         EndOfDecode(Decode_NOP);
```

Assembler Symbols

<Xt>	Is the 64-bit name of the general-purpose register to be transferred, encoded in the "Rt" field.
<Xn SP>	Is the 64-bit name of the general-purpose base register or stack pointer, encoded in the "Rn" field.
<simm>	Is the optional signed immediate byte offset, a multiple of 8 in the range -4096 to 4088, defaulting to 0 and encoded in the "S:imm9" field as <simm>/8.

Operation

```
bits(64) address;
constant boolean privileged = PSTATE.EL != ELO;
constant boolean auth_then_branch = TRUE;

constant AccessDescriptor accdesc = CreateAccDescGPR(MemOp\_LOAD, nontemporal, privileged,
                                                    tagchecked);

if n == 31 then
    address = SP[64];
else
    address = X[n, 64];

if use_key_a then
    address = AuthDA(address, X[31, 64], auth_then_branch);
else
    address = AuthDB(address, X[31, 64], auth_then_branch);

if n == 31 then
    CheckSPAlignment();

address = AddressAdd(address, offset, accdesc);
X[t, 64] = Mem[address, 8, accdesc];

if wback then
    if wb_unknown then
        address = bits(64) UNKNOWN;
    if n == 31 then
        SP[64] = address;
    else
        X[n, 64] = address;
```

Operational information

If PSTATE.DIT is 1, the timing of this instruction is insensitive to the value of the data being loaded or stored.

Internal version only: aarchmrs v2025-03_rel, pseudocode v2025-03_rel ; Build timestamp: 2025-03-21T17:41

Copyright © 2010-2025 Arm Limited or its affiliates. All rights reserved. This document is Non-Confidential.

LDRB (immediate)

Load register byte (immediate)

This instruction loads a byte from memory, zero-extends it, and writes the result to a register. The address that is used for the load is calculated from a base register and an immediate offset. For information about addressing modes, see *Load/Store addressing modes*. It has encodings from 3 classes: [Post-index](#) , [Pre-index](#) and [Unsigned offset](#)

Post-index

31	30	29	28	27	26	25	24	23	22	21	20	19	18	17	16	15	14	13	12	11	10	9	8	7	6	5	4	3	2	1	0
0	0	1	1	1	0	0	0	0	1	0	imm9										0	1	Rn					Rt			
size				VR				opc																							

Encoding

LDRB <Wt>, [<Xn|SP>], #<sim>

Decode for this encoding

```
boolean wback = TRUE;
constant boolean postindex = TRUE;
constant bits(64) offset = SignExtend(imm9, 64);
```

Pre-index

31	30	29	28	27	26	25	24	23	22	21	20	19	18	17	16	15	14	13	12	11	10	9	8	7	6	5	4	3	2	1	0
0	0	1	1	1	0	0	0	0	1	0	imm9										1	1	Rn					Rt			
size				VR				opc																							

Encoding

LDRB <Wt>, [<Xn|SP>, #<sim>]!

Decode for this encoding

```
boolean wback = TRUE;
constant boolean postindex = FALSE;
constant bits(64) offset = SignExtend(imm9, 64);
```

Unsigned offset

31	30	29	28	27	26	25	24	23	22	21	20	19	18	17	16	15	14	13	12	11	10	9	8	7	6	5	4	3	2	1	0
0	0	1	1	1	0	0	1	0	1	imm12												Rn					Rt				
size				VR				opc																							

Encoding

LDRB <Wt>, [<Xn|SP>{, #<pimm>}]

Decode for this encoding

```
boolean wback = FALSE;
constant boolean postindex = FALSE;
constant bits(64) offset = LSL(ZeroExtend(imm12, 64), 0);
```

For information about the CONSTRAINED UNPREDICTABLE behavior of this instruction, see *Architectural Constraints on UNPREDICTABLE behaviors*, and particularly *LDRH (immediate)*.

Assembler Symbols

<Wt>	Is the 32-bit name of the general-purpose register to be transferred, encoded in the "Rt" field.
<Xn SP>	Is the 64-bit name of the general-purpose base register or stack pointer, encoded in the "Rn" field.
<imm>	Is the signed immediate byte offset, in the range -256 to 255, encoded in the "imm9" field.
<pimm>	Is the optional positive immediate byte offset, in the range 0 to 4095, defaulting to 0 and encoded in the "imm12" field.

Shared Decode

```
constant integer t = UInt(Rt);
constant integer n = UInt(Rn);
constant boolean nontemporal = FALSE;
constant boolean tagchecked = wback || n != 31;

Constraint c;
boolean wb_unknown = FALSE;
if wback && n == t && n != 31 then
    c = ConstrainUnpredictable(Unpredictable\_WBOVERLAPLD);
assert c IN {Constraint\_WBSUPPRESS, Constraint\_UNKNOWN, Constraint\_UNDEF, Constraint\_NOP};
case c of
    when Constraint\_WBSUPPRESS wback = FALSE;           // Writeback is suppressed
    when Constraint\_UNKNOWN    wb_unknown = TRUE;        // Writeback is UNKNOWN
    when Constraint\_UNDEF      EndOfDecode(Decode\_UNDEF);
    when Constraint\_NOP        EndOfDecode(Decode\_NOP);
```

Operation

```
bits(64) address;

constant boolean privileged = PSTATE.EL != EL0;
constant AccessDescriptor accdesc = CreateAccDescGPR(MemOp\_LOAD, nontemporal, privileged,
                                                    tagchecked);

if n == 31 then
    CheckSPAlignment();
    address = SP[64];
else
    address = X[n, 64];

if !postindex then
    address = AddressAdd(address, offset, accdesc);

constant bits(8) data = Mem[address, 1, accdesc];
X[t, 32] = ZeroExtend(data, 32);

if wback then
    if wb_unknown then
        address = bits(64) UNKNOWN;
    elsif postindex then
        address = AddressAdd(address, offset, accdesc);
    if n == 31 then
        SP[64] = address;
    else
        X[n, 64] = address;
```

Operational information

If PSTATE.DIT is 1, the timing of this instruction is insensitive to the value of the data being loaded or stored.

Internal version only: aarchmrs v2025-03_rel, pseudocode v2025-03_rel ; Build timestamp: 2025-03-21T17:41

Copyright © 2010-2025 Arm Limited or its affiliates. All rights reserved. This document is Non-Confidential.

LDRB (register)

Load register byte (register)

This instruction calculates an address from a base register value and an offset register value, loads a byte from memory, zero-extends it, and writes it to a register. For information about addressing modes, see [Load/Store addressing modes](#).

31	30	29	28	27	26	25	24	23	22	21	20	19	18	17	16	15	14	13	12	11	10	9	8	7	6	5	4	3	2	1	0
0	0	1	1	1	0	0	0	0	1	1	Rm				option			S	1	0	Rn				Rt						
size				VR				opc																							

Encoding for the Extended register variant

Applies when (option != 011)

```
LDRB <Wt>, [<Xn|SP>, (<Wm>|<Xm>), <extend> {<amount>}]
```

Encoding for the Shifted register variant

Applies when (option == 011)

```
LDRB <Wt>, [<Xn|SP>, <Xm>{, LSL <amount>}]
```

Decode for all variants of this encoding

```
if option<1> == '0' then EndOfDecode(Decode_UNDEF); // sub-word index
constant ExtendType extend_type = DecodeRegExtend(option);
constant integer shift = 0;
```

Assembler Symbols

- <Wt>

Is the 32-bit name of the general-purpose register to be transferred, encoded in the "Rt" field.
- <Xn|SP>

Is the 64-bit name of the general-purpose base register or stack pointer, encoded in the "Rn" field.
- <Wm>

When option<0> is set to 0, is the 32-bit name of the general-purpose index register, encoded in the "Rm" field.
- <Xm>

When option<0> is set to 1, is the 64-bit name of the general-purpose index register, encoded in the "Rm" field.
- <extend>

Is the index extend specifier, encoded in “option”:

option	<extend>
010	UXTW
110	SXTW
111	SCTX
- <amount>

Is the index shift amount, it must be #0, encoded in "S" as 0 if omitted, or as 1 if present.

Shared Decode

```
constant integer t = UInt(Rt);
constant integer n = UInt(Rn);
constant integer m = UInt(Rm);
constant boolean nontemporal = FALSE;
constant boolean tagchecked = TRUE;
```

Operation

```
constant bits(64) offset = ExtendReg(m, extend_type, shift, 64);
bits(64) address;

constant boolean privileged = PSTATE.EL != EL0;
constant AccessDescriptor accdesc = CreateAccDescGPR(MemOp\_LOAD, nontemporal, privileged,
                                                    tagchecked);

if n == 31 then
    CheckSPAlignment();
    address = SP[64];
else
    address = X[n, 64];

address = AddressAdd(address, offset, accdesc);

constant bits(8) data = Mem[address, 1, accdesc];
X[t, 32] = ZeroExtend(data, 32);
```

Operational information

If PSTATE.DIT is 1, the timing of this instruction is insensitive to the value of the data being loaded or stored.

Internal version only: aarchmrs v2025-03_rel, pseudocode v2025-03_rel ; Build timestamp: 2025-03-21T17:41

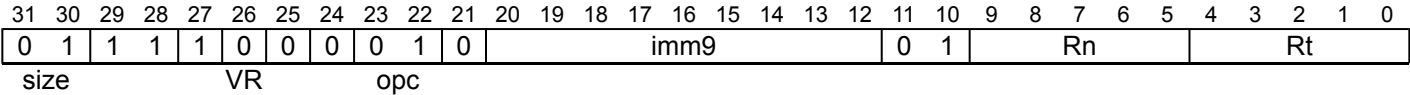
Copyright © 2010-2025 Arm Limited or its affiliates. All rights reserved. This document is Non-Confidential.

LDRH (immediate)

Load register halfword (immediate)

This instruction loads a halfword from memory, zero-extends it, and writes the result to a register. The address that is used for the load is calculated from a base register and an immediate offset. For information about addressing modes, see *Load/Store addressing modes*. It has encodings from 3 classes: [Post-index](#) , [Pre-index](#) and [Unsigned offset](#)

Post-index



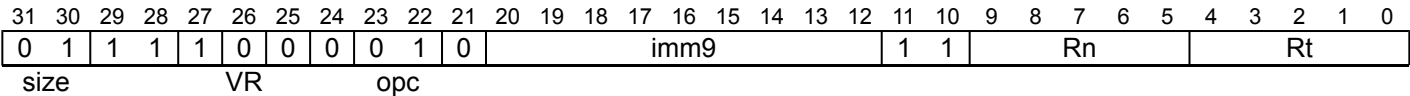
Encoding

LDRH <Wt>, [<Xn|SP>], #<simm>

Decode for this encoding

```
boolean wback = TRUE;
constant boolean postindex = TRUE;
constant bits(64) offset = SignExtend(imm9, 64);
```

Pre-index



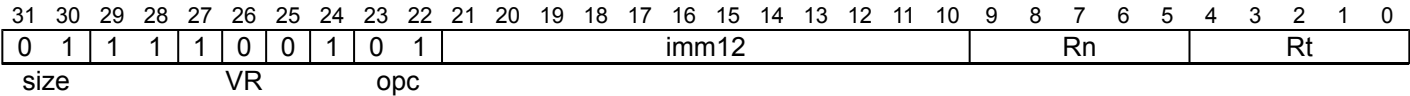
Encoding

LDRH <Wt>, [<Xn|SP>, #<simm>]!

Decode for this encoding

```
boolean wback = TRUE;
constant boolean postindex = FALSE;
constant bits(64) offset = SignExtend(imm9, 64);
```

Unsigned offset



Encoding

LDRH <Wt>, [<Xn|SP>{, #<pimm>}]

Decode for this encoding

```
boolean wback = FALSE;
constant boolean postindex = FALSE;
constant bits(64) offset = LSL(ZeroExtend(imm12, 64), 1);
```

For information about the CONSTRAINED UNPREDICTABLE behavior of this instruction, see *Architectural Constraints on UNPREDICTABLE behaviors*, and particularly *LDRH (immediate)*.

Assembler Symbols

<Wt>	Is the 32-bit name of the general-purpose register to be transferred, encoded in the "Rt" field.
<Xn SP>	Is the 64-bit name of the general-purpose base register or stack pointer, encoded in the "Rn" field.
<simm>	Is the signed immediate byte offset, in the range -256 to 255, encoded in the "imm9" field.
<pimm>	Is the optional positive immediate byte offset, a multiple of 2 in the range 0 to 8190, defaulting to 0 and encoded in the "imm12" field as <pimm>/2.

Shared Decode

```
constant integer t = UInt(Rt);
constant integer n = UInt(Rn);
constant boolean nontemporal = FALSE;
constant boolean tagchecked = wback || n != 31;

Constraint c;
boolean wb_unknown = FALSE;
if wback && n == t && n != 31 then
    c = ConstrainUnpredictable(Unpredictable WBOVERLAPLD);
assert c IN {Constraint_WBSUPPRESS, Constraint_UNKNOWN, Constraint_UNDEF, Constraint_NOP};
case c of
    when Constraint_WBSUPPRESS wback = FALSE;           // Writeback is suppressed
    when Constraint_UNKNOWN   wb_unknown = TRUE;        // Writeback is UNKNOWN
    when Constraint_UNDEF     EndOfDecode(Decode_UNDEF);
    when Constraint_NOP       EndOfDecode(Decode_NOP);
```

Operation

```
bits(64) address;

constant boolean privileged = PSTATE.EL != EL0;
constant AccessDescriptor accdesc = CreateAccDescGPR(MemOp_LOAD, nontemporal, privileged,
                                                    tagchecked);

if n == 31 then
    CheckSPAlignment();
    address = SP[64];
else
    address = X[n, 64];

if !postindex then
    address = AddressAdd(address, offset, accdesc);

constant bits(16) data = Mem[address, 2, accdesc];
X[t, 32] = ZeroExtend(data, 32);

if wback then
    if wb_unknown then
        address = bits(64) UNKNOWN;
    elsif postindex then
        address = AddressAdd(address, offset, accdesc);
    if n == 31 then
        SP[64] = address;
    else
        X[n, 64] = address;
```

Operational information

If PSTATE.DIT is 1, the timing of this instruction is insensitive to the value of the data being loaded or stored.

Internal version only: aarchmrs v2025-03_rel, pseudocode v2025-03_rel ; Build timestamp: 2025-03-21T17:41

Copyright © 2010-2025 Arm Limited or its affiliates. All rights reserved. This document is Non-Confidential.

LDRH (register)

Load register halfword (register)

This instruction calculates an address from a base register value and an offset register value, loads a halfword from memory, zero-extends it, and writes it to a register. For information about addressing modes, see [Load/Store addressing modes](#).

31	30	29	28	27	26	25	24	23	22	21	20	19	18	17	16	15	14	13	12	11	10	9	8	7	6	5	4	3	2	1	0
0	1	1	1	1	0	0	0	0	1	1	Rm				option			S	1	0	Rn				Rt						
size				VR				opc																							

Encoding

LDRH <Wt>, [<Xn|SP>, (<Wm>|<Xm>){, <extend> {<amount>}}]

Decode for this encoding

```
if option<1> == '0' then EndOfDecode(Decode_UNDEF); // sub-word index
constant ExtendType extend_type = DecodeRegExtend(option);
constant integer shift = if S == '1' then 1 else 0;
```

Assembler Symbols

- <Wt> Is the 32-bit name of the general-purpose register to be transferred, encoded in the "Rt" field.
- <Xn|SP> Is the 64-bit name of the general-purpose base register or stack pointer, encoded in the "Rn" field.
- <Wm> When option<0> is set to 0, is the 32-bit name of the general-purpose index register, encoded in the "Rm" field.
- <Xm> When option<0> is set to 1, is the 64-bit name of the general-purpose index register, encoded in the "Rm" field.
- <extend> Is the index extend/shift specifier, defaulting to LSL, and which must be omitted for the LSL option when <amount> is omitted, encoded in "option":

option	<extend>
010	UXTW
011	LSL
110	SXTW
111	SXTX

- <amount> Is the index shift amount, optional only when <extend> is not LSL. Where it is permitted to be optional, it defaults to #0. It is encoded in "S":

S	<amount>
0	#0
1	#1

Shared Decode

```
constant integer t = UInt(Rt);
constant integer n = UInt(Rn);
constant integer m = UInt(Rm);
constant boolean nontemporal = FALSE;
constant boolean tagchecked = TRUE;
```

Operation

```
constant bits(64) offset = ExtendReg(m, extend_type, shift, 64);
bits(64) address;

constant boolean privileged = PSTATE.EL != EL0;
constant AccessDescriptor accdesc = CreateAccDescGPR(MemOp\_LOAD, nontemporal, privileged,
                                                    tagchecked);

if n == 31 then
    CheckSPAlignment();
    address = SP[64];
else
    address = X[n, 64];

address = AddressAdd(address, offset, accdesc);

constant bits(16) data = Mem[address, 2, accdesc];
X[t, 32] = ZeroExtend(data, 32);
```

Operational information

If PSTATE.DIT is 1, the timing of this instruction is insensitive to the value of the data being loaded or stored.

Internal version only: aarchmrs v2025-03_rel, pseudocode v2025-03_rel ; Build timestamp: 2025-03-21T17:41

Copyright © 2010-2025 Arm Limited or its affiliates. All rights reserved. This document is Non-Confidential.

LDRSB (immediate)

Load register signed byte (immediate)

This instruction loads a byte from memory, sign-extends it to either 32 bits or 64 bits, and writes the result to a register. The address that is used for the load is calculated from a base register and an immediate offset. For information about addressing modes, see *Load/Store addressing modes*. It has encodings from 3 classes: [Post-index](#) , [Pre-index](#) and [Unsigned offset](#)

Post-index

31	30	29	28	27	26	25	24	23	22	21	20	19	18	17	16	15	14	13	12	11	10	9	8	7	6	5	4	3	2	1	0
0	0	1	1	1	0	0	0	1	x	0	imm9									0	1	Rn				Rt					
size				VR				opc																							

Encoding for the 32-bit variant

Applies when (opc == 11)

```
LDRSB <Wt>, [<Xn|SP>], #<sim>
```

Encoding for the 64-bit variant

Applies when (opc == 10)

```
LDRSB <Xt>, [<Xn|SP>], #<sim>
```

Decode for all variants of this encoding

```
boolean wback = TRUE;
constant boolean postindex = TRUE;
constant bits(64) offset = SignExtend(imm9, 64);
```

Pre-index

31	30	29	28	27	26	25	24	23	22	21	20	19	18	17	16	15	14	13	12	11	10	9	8	7	6	5	4	3	2	1	0
0	0	1	1	1	0	0	0	1	x	0	imm9									1	1	Rn				Rt					
size				VR				opc																							

Encoding for the 32-bit variant

Applies when (opc == 11)

```
LDRSB <Wt>, [<Xn|SP>, #<sim>]!
```

Encoding for the 64-bit variant

Applies when (opc == 10)

```
LDRSB <Xt>, [<Xn|SP>, #<sim>]!
```

Decode for all variants of this encoding

```
boolean wback = TRUE;
constant boolean postindex = FALSE;
constant bits(64) offset = SignExtend(imm9, 64);
```

Unsigned offset

31	30	29	28	27	26	25	24	23	22	21	20	19	18	17	16	15	14	13	12	11	10	9	8	7	6	5	4	3	2	1	0
0	0	1	1	1	0	0	1	1	x	imm12														Rn				Rt			
size				VR				opc																							

Encoding for the 32-bit variant

Applies when (opc == 11)

```
LDRSB <Wt>, [<Xn|SP>{, #<pimm>}]
```

Encoding for the 64-bit variant

Applies when (opc == 10)

```
LDRSB <Xt>, [<Xn|SP>{, #<pimm>}]
```

Decode for all variants of this encoding

```
boolean wback = FALSE;
constant boolean postindex = FALSE;
constant bits(64) offset = LSL(ZeroExtend(imm12, 64), 0);
```

For information about the CONSTRAINED UNPREDICTABLE behavior of this instruction, see [Architectural Constraints on UNPREDICTABLE behaviors](#), and particularly [LDRSB \(immediate\)](#).

Assembler Symbols

- <Wt> Is the 32-bit name of the general-purpose register to be transferred, encoded in the "Rt" field.
- <Xn|SP> Is the 64-bit name of the general-purpose base register or stack pointer, encoded in the "Rn" field.
- <sim> Is the signed immediate byte offset, in the range -256 to 255, encoded in the "imm9" field.
- <Xt> Is the 64-bit name of the general-purpose register to be transferred, encoded in the "Rt" field.
- <pimm> Is the optional positive immediate byte offset, in the range 0 to 4095, defaulting to 0 and encoded in the "imm12" field.

Shared Decode

```
constant integer t = UInt(Rt);
constant integer n = UInt(Rn);
constant integer regsize = 64 >> UInt(opc<0>);
constant boolean nontemporal = FALSE;
constant boolean tagchecked = wback || n != 31;

Constraint c;
boolean wb_unknown = FALSE;
if wback && n == t && n != 31 then
  c = ConstrainUnpredictable(Unpredictable WBOVERLAPLD);
assert c IN {Constraint WBSUPPRESS, Constraint UNKNOWN, Constraint UNDEF, Constraint NOP};
case c of
  when Constraint WBSUPPRESS wback = FALSE;           // Writeback is suppressed
  when Constraint UNKNOWN wb_unknown = TRUE;           // Writeback is UNKNOWN
  when Constraint UNDEF EndOfDecode(Decode UNDEF);
  when Constraint NOP EndOfDecode(Decode NOP);
```

Operation

```
bits(64) address;

constant boolean privileged = PSTATE.EL != EL0;
constant AccessDescriptor accdesc = CreateAccDescGPR(MemOp\_LOAD, nontemporal, privileged,
                                                    tagchecked);

if n == 31 then
    CheckSPAlignment();
    address = SP[64];
else
    address = X[n, 64];

if !postindex then
    address = AddressAdd(address, offset, accdesc);

constant bits(8) data = Mem[address, 1, accdesc];
X[t, regsize] = SignExtend(data, regsize);

if wback then
    if wb_unknown then
        address = bits(64) UNKNOWN;
    elsif postindex then
        address = AddressAdd(address, offset, accdesc);
    if n == 31 then
        SP[64] = address;
    else
        X[n, 64] = address;
```

Operational information

If PSTATE.DIT is 1, the timing of this instruction is insensitive to the value of the data being loaded or stored.

Internal version only: aarchmrs v2025-03_rel, pseudocode v2025-03_rel ; Build timestamp: 2025-03-21T17:41

Copyright © 2010-2025 Arm Limited or its affiliates. All rights reserved. This document is Non-Confidential.

LDRSB (register)

Load register signed byte (register)

This instruction calculates an address from a base register value and an offset register value, loads a byte from memory, sign-extends it, and writes it to a register. For information about addressing modes, see [Load/Store addressing modes](#).

31	30	29	28	27	26	25	24	23	22	21	20	19	18	17	16	15	14	13	12	11	10	9	8	7	6	5	4	3	2	1	0
0	0	1	1	1	0	0	0	1	x	1	Rm				option			S	1	0	Rn				Rt						
size				VR				opc																							

Encoding for the 32-bit with extended register offset variant

Applies when (opc == 11 && option != 011)

```
LDRSB <Wt>, [<Xn|SP>, (<Wm>|<Xm>), <extend> {<amount>}]
```

Encoding for the 32-bit with shifted register offset variant

Applies when (opc == 11 && option == 011)

```
LDRSB <Wt>, [<Xn|SP>, <Xm>{, LSL <amount>}]
```

Encoding for the 64-bit with extended register offset variant

Applies when (opc == 10 && option != 011)

```
LDRSB <Xt>, [<Xn|SP>, (<Wm>|<Xm>), <extend> {<amount>}]
```

Encoding for the 64-bit with shifted register offset variant

Applies when (opc == 10 && option == 011)

```
LDRSB <Xt>, [<Xn|SP>, <Xm>{, LSL <amount>}]
```

Decode for all variants of this encoding

```
if option<1> == '0' then EndOfDecode(Decode_UNDEF); // sub-word index
constant ExtendType extend_type = DecodeRegExtend(option);
constant integer shift = 0;
```

Assembler Symbols

- <Wt> Is the 32-bit name of the general-purpose register to be transferred, encoded in the "Rt" field.
- <Xn|SP> Is the 64-bit name of the general-purpose base register or stack pointer, encoded in the "Rn" field.
- <Wm> When option<0> is set to 0, is the 32-bit name of the general-purpose index register, encoded in the "Rm" field.
- <Xm> When option<0> is set to 1, is the 64-bit name of the general-purpose index register, encoded in the "Rm" field.
- <extend> Is the index extend specifier, encoded in "option":

option	<extend>
010	UXTW
110	SXTW
111	SCTX

- <amount> Is the index shift amount, it must be #0, encoded in "S" as 0 if omitted, or as 1 if present.
- <Xt> Is the 64-bit name of the general-purpose register to be transferred, encoded in the "Rt" field.

Shared Decode

```
constant integer t = UInt(Rt);
constant integer n = UInt(Rn);
constant integer m = UInt(Rm);
constant integer regsize = 64 >> UInt(opc<0>);
constant boolean nontemporal = FALSE;
constant boolean tagchecked = TRUE;
```

Operation

```
constant bits(64) offset = ExtendReg(m, extend_type, shift, 64);
bits(64) address;

constant boolean privileged = PSTATE.EL != ELO;
constant AccessDescriptor accdesc = CreateAccDescGPR(MemOp\_LOAD, nontemporal, privileged,
                                                    tagchecked);

if n == 31 then
    CheckSPAlignment();
    address = SP[64];
else
    address = X[n, 64];

address = AddressAdd(address, offset, accdesc);

constant bits(8) data = Mem[address, 1, accdesc];
X[t, regsize] = SignExtend(data, regsize);
```

Operational information

If PSTATE.DIT is 1, the timing of this instruction is insensitive to the value of the data being loaded or stored.

Internal version only: aarchmrs v2025-03_rel, pseudocode v2025-03_rel ; Build timestamp: 2025-03-21T17:41

Copyright © 2010-2025 Arm Limited or its affiliates. All rights reserved. This document is Non-Confidential.

LDRSH (immediate)

Load register signed halfword (immediate)

This instruction loads a halfword from memory, sign-extends it to 32 bits or 64 bits, and writes the result to a register. The address that is used for the load is calculated from a base register and an immediate offset. For information about addressing modes, see *Load/Store addressing modes*. It has encodings from 3 classes: [Post-index](#) , [Pre-index](#) and [Unsigned offset](#)

Post-index

31	30	29	28	27	26	25	24	23	22	21	20	19	18	17	16	15	14	13	12	11	10	9	8	7	6	5	4	3	2	1	0
0	1	1	1	1	0	0	0	1	x	0	imm9									0	1	Rn				Rt					
size		VR				opc																									

Encoding for the 32-bit variant

Applies when (opc == 11)

```
LDRSH <Wt>, [<Xn|SP>], #<sim>
```

Encoding for the 64-bit variant

Applies when (opc == 10)

```
LDRSH <Xt>, [<Xn|SP>], #<sim>
```

Decode for all variants of this encoding

```
boolean wback = TRUE;
constant boolean postindex = TRUE;
constant bits(64) offset = SignExtend(imm9, 64);
```

Pre-index

31	30	29	28	27	26	25	24	23	22	21	20	19	18	17	16	15	14	13	12	11	10	9	8	7	6	5	4	3	2	1	0
0	1	1	1	1	0	0	0	1	x	0	imm9									1	1	Rn				Rt					
size		VR				opc																									

Encoding for the 32-bit variant

Applies when (opc == 11)

```
LDRSH <Wt>, [<Xn|SP>, #<sim>]!
```

Encoding for the 64-bit variant

Applies when (opc == 10)

```
LDRSH <Xt>, [<Xn|SP>, #<sim>]!
```

Decode for all variants of this encoding

```
boolean wback = TRUE;
constant boolean postindex = FALSE;
constant bits(64) offset = SignExtend(imm9, 64);
```

Unsigned offset

31	30	29	28	27	26	25	24	23	22	21	20	19	18	17	16	15	14	13	12	11	10	9	8	7	6	5	4	3	2	1	0
0	1	1	1	1	0	0	1	1	x	imm12														Rn				Rt			
size				VR				opc																							

Encoding for the 32-bit variant

Applies when (opc == 11)

```
LDRSH <Wt>, [<Xn|SP>{, #<pimm>}]
```

Encoding for the 64-bit variant

Applies when (opc == 10)

```
LDRSH <Xt>, [<Xn|SP>{, #<pimm>}]
```

Decode for all variants of this encoding

```
boolean wback = FALSE;
constant boolean postindex = FALSE;
constant bits(64) offset = LSL(ZeroExtend(imm12, 64), 1);
```

For information about the CONSTRAINED UNPREDICTABLE behavior of this instruction, see [Architectural Constraints on UNPREDICTABLE behaviors](#), and particularly [LDRSH \(immediate\)](#).

Assembler Symbols

<Wt>	Is the 32-bit name of the general-purpose register to be transferred, encoded in the "Rt" field.
<Xn SP>	Is the 64-bit name of the general-purpose base register or stack pointer, encoded in the "Rn" field.
<simm>	Is the signed immediate byte offset, in the range -256 to 255, encoded in the "imm9" field.
<Xt>	Is the 64-bit name of the general-purpose register to be transferred, encoded in the "Rt" field.
<pimm>	Is the optional positive immediate byte offset, a multiple of 2 in the range 0 to 8190, defaulting to 0 and encoded in the "imm12" field as <pimm>/2.

Shared Decode

```
constant integer t = UInt(Rt);
constant integer n = UInt(Rn);
constant integer regsize = 64 >> UInt(opc<0>);
constant boolean nontemporal = FALSE;
constant boolean tagchecked = wback || n != 31;

Constraint c;
boolean wb_unknown = FALSE;
if wback && n == t && n != 31 then
    c = ConstrainUnpredictable(Unpredictable_WBOVERLAPLD);
assert c IN {Constraint_WBSUPPRESS, Constraint_UNKNOWN, Constraint_UNDEF, Constraint_NOP};
case c of
    when Constraint_WBSUPPRESS wback = FALSE;           // Writeback is suppressed
    when Constraint_UNKNOWN    wb_unknown = TRUE;       // Writeback is UNKNOWN
    when Constraint_UNDEF      EndOfDecode(Decode_UNDEF);
    when Constraint_NOP        EndOfDecode(Decode_NOP);
```

Operation

```
bits(64) address;

constant boolean privileged = PSTATE.EL != EL0;
constant AccessDescriptor accdesc = CreateAccDescGPR(MemOp\_LOAD, nontemporal, privileged,
                                                    tagchecked);

if n == 31 then
    CheckSPAlignment();
    address = SP[64];
else
    address = X[n, 64];

if !postindex then
    address = AddressAdd(address, offset, accdesc);

constant bits(16) data = Mem[address, 2, accdesc];
X[t, regsize] = SignExtend(data, regsize);

if wback then
    if wb_unknown then
        address = bits(64) UNKNOWN;
    elsif postindex then
        address = AddressAdd(address, offset, accdesc);
    if n == 31 then
        SP[64] = address;
    else
        X[n, 64] = address;
```

Operational information

If PSTATE.DIT is 1, the timing of this instruction is insensitive to the value of the data being loaded or stored.

Internal version only: aarchmrs v2025-03_rel, pseudocode v2025-03_rel ; Build timestamp: 2025-03-21T17:41

Copyright © 2010-2025 Arm Limited or its affiliates. All rights reserved. This document is Non-Confidential.

LDRSH (register)

Load register signed halfword (register)

This instruction calculates an address from a base register value and an offset register value, loads a halfword from memory, sign-extends it, and writes it to a register. For information about addressing modes, see [Load/Store addressing modes](#).

31	30	29	28	27	26	25	24	23	22	21	20	19	18	17	16	15	14	13	12	11	10	9	8	7	6	5	4	3	2	1	0
0	1	1	1	1	0	0	0	1	x	1	Rm				option			S	1	0	Rn				Rt						
size				VR				opc																							

Encoding for the 32-bit variant

Applies when (opc == 11)

```
LDRSH <Wt>, [<Xn|SP>, (<Wm>|<Xm>){, <extend> {<amount>}}]
```

Encoding for the 64-bit variant

Applies when (opc == 10)

```
LDRSH <Xt>, [<Xn|SP>, (<Wm>|<Xm>){, <extend> {<amount>}}]
```

Decode for all variants of this encoding

```
if option<1> == '0' then EndOfDecode(Decode_UNDEF); // sub-word index
constant ExtendType extend_type = DecodeRegExtend(option);
constant integer shift = if S == '1' then 1 else 0;
```

Assembler Symbols

- <Wt> Is the 32-bit name of the general-purpose register to be transferred, encoded in the "Rt" field.
- <Xn|SP> Is the 64-bit name of the general-purpose base register or stack pointer, encoded in the "Rn" field.
- <Wm> When option<0> is set to 0, is the 32-bit name of the general-purpose index register, encoded in the "Rm" field.
- <Xm> When option<0> is set to 1, is the 64-bit name of the general-purpose index register, encoded in the "Rm" field.
- <extend> Is the index extend/shift specifier, defaulting to LSL, and which must be omitted for the LSL option when <amount> is omitted, encoded in "option":

option	<extend>
010	UXTW
011	LSL
110	SXTW
111	SCTX

- <amount> Is the index shift amount, optional only when <extend> is not LSL. Where it is permitted to be optional, it defaults to #0. It is encoded in "S":

S	<amount>
0	#0
1	#1

- <Xt> Is the 64-bit name of the general-purpose register to be transferred, encoded in the "Rt" field.

Shared Decode

```
constant integer t = UInt(Rt);
constant integer n = UInt(Rn);
constant integer m = UInt(Rm);
constant integer regsize = 64 >> UInt(opc<0>);
constant boolean nontemporal = FALSE;
constant boolean tagchecked = TRUE;
```

Operation

```
constant bits(64) offset = ExtendReg(m, extend_type, shift, 64);
bits(64) address;

constant boolean privileged = PSTATE.EL != ELO;
constant AccessDescriptor accdesc = CreateAccDescGPR(MemOp\_LOAD, nontemporal, privileged,
                                                    tagchecked);

if n == 31 then
    CheckSPAlignment();
    address = SP[64];
else
    address = X[n, 64];

address = AddressAdd(address, offset, accdesc);

constant bits(16) data = Mem[address, 2, accdesc];
X[t, regsize] = SignExtend(data, regsize);
```

Operational information

If PSTATE.DIT is 1, the timing of this instruction is insensitive to the value of the data being loaded or stored.

Internal version only: aarchmrs v2025-03_rel, pseudocode v2025-03_rel ; Build timestamp: 2025-03-21T17:41

Copyright © 2010-2025 Arm Limited or its affiliates. All rights reserved. This document is Non-Confidential.

LDRSW (immediate)

Load register signed word (immediate)

This instruction loads a word from memory, sign-extends it to 64 bits, and writes the result to a register. The address that is used for the load is calculated from a base register and an immediate offset. For information about addressing modes, see [Load/Store addressing modes](#). It has encodings from 3 classes: [Post-index](#) , [Pre-index](#) and [Unsigned offset](#)

Post-index

31	30	29	28	27	26	25	24	23	22	21	20	19	18	17	16	15	14	13	12	11	10	9	8	7	6	5	4	3	2	1	0
1	0	1	1	1	0	0	0	1	0	0	imm9									0	1	Rn				Rt					
size				VR				opc																							

Encoding

```
LDRSW <Xt>, [<Xn|SP>], #<simm>
```

Decode for this encoding

```
boolean wback = TRUE;
constant boolean postindex = TRUE;
constant bits(64) offset = SignExtend(imm9, 64);
```

Pre-index

31	30	29	28	27	26	25	24	23	22	21	20	19	18	17	16	15	14	13	12	11	10	9	8	7	6	5	4	3	2	1	0
1	0	1	1	1	0	0	0	1	0	0	imm9									1	1	Rn				Rt					
size				VR				opc																							

Encoding

```
LDRSW <Xt>, [<Xn|SP>, #<simm>]!
```

Decode for this encoding

```
boolean wback = TRUE;
constant boolean postindex = FALSE;
constant bits(64) offset = SignExtend(imm9, 64);
```

Unsigned offset

31	30	29	28	27	26	25	24	23	22	21	20	19	18	17	16	15	14	13	12	11	10	9	8	7	6	5	4	3	2	1	0
1	0	1	1	1	0	0	1	1	0	imm12											Rn				Rt						
size		VR				opc																									

Encoding

```
LDRSW <Xt>, [<Xn|SP>{, #<pimm>}]
```

Decode for this encoding

```
boolean wback = FALSE;
constant boolean postindex = FALSE;
constant bits(64) offset = LSL(ZeroExtend(imm12, 64), 2);
```

For information about the CONSTRAINED UNPREDICTABLE behavior of this instruction, see [Architectural Constraints on UNPREDICTABLE behaviors](#), and particularly [LDRSW \(immediate\)](#).

Assembler Symbols

<Xt>	Is the 64-bit name of the general-purpose register to be transferred, encoded in the "Rt" field.
<Xn SP>	Is the 64-bit name of the general-purpose base register or stack pointer, encoded in the "Rn" field.
<simm>	Is the signed immediate byte offset, in the range -256 to 255, encoded in the "imm9" field.
<pimm>	Is the optional positive immediate byte offset, a multiple of 4 in the range 0 to 16380, defaulting to 0 and encoded in the "imm12" field as <pimm>/4.

Shared Decode

```
constant integer t = UInt(Rt);
constant integer n = UInt(Rn);
constant boolean nontemporal = FALSE;
constant boolean tagchecked = wback || n != 31;

Constraint c;
boolean wb_unknown = FALSE;
if wback && n == t && n != 31 then
    c = ConstrainUnpredictable(Unpredictable WBOVERLAPLD);
assert c IN {Constraint\_WBSUPPRESS, Constraint\_UNKNOWN, Constraint\_UNDEF, Constraint\_NOP};
case c of
    when Constraint\_WBSUPPRESS wback = FALSE;           // Writeback is suppressed
    when Constraint\_UNKNOWN    wb_unknown = TRUE;       // Writeback is UNKNOWN
    when Constraint\_UNDEF      EndOfDecode(Decode\_UNDEF);
    when Constraint\_NOP        EndOfDecode(Decode\_NOP);
```

Operation

```
bits(64) address;

constant boolean privileged = PSTATE.EL != EL0;
constant AccessDescriptor accdesc = CreateAccDescGPR(MemOp\_LOAD, nontemporal, privileged,
                                                    tagchecked);

if n == 31 then
    CheckSPAlignment();
    address = SP[64];
else
    address = X[n, 64];

if !postindex then
    address = AddressAdd(address, offset, accdesc);

constant bits(32) data = Mem[address, 4, accdesc];
X[t, 64] = SignExtend(data, 64);

if wback then
    if wb_unknown then
        address = bits(64) UNKNOWN;
    elsif postindex then
        address = AddressAdd(address, offset, accdesc);
    if n == 31 then
        SP[64] = address;
    else
        X[n, 64] = address;
```

Operational information

If PSTATE.DIT is 1, the timing of this instruction is insensitive to the value of the data being loaded or stored.

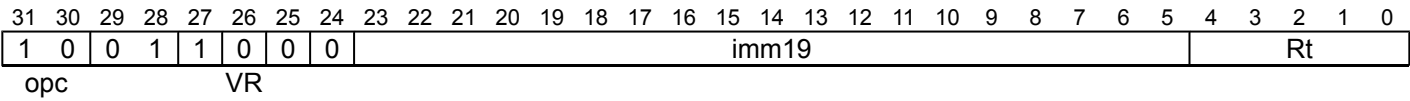
Internal version only: aarchmrs v2025-03_rel, pseudocode v2025-03_rel ; Build timestamp: 2025-03-21T17:41

Copyright © 2010-2025 Arm Limited or its affiliates. All rights reserved. This document is Non-Confidential.

LDRSW (literal)

Load register signed word (literal)

This instruction calculates an address from the PC value and an immediate offset, loads a word from memory, and writes it to a register. For information about addressing modes, see [Load/Store addressing modes](#).



Encoding

LDRSW <Xt>, <label>

Decode for this encoding

```
constant integer t = UInt(Rt);
constant boolean nontemporal = FALSE;
constant boolean tagchecked = FALSE;

constant bits(64) offset = SignExtend(imm19:'00', 64);
```

Assembler Symbols

- <Xt> Is the 64-bit name of the general-purpose register to be loaded, encoded in the "Rt" field.
- <label> Is the program label from which the data is to be loaded. Its offset from the address of this instruction, in the range +/-1MB, is encoded as "imm19" times 4.

Operation

```
constant bits(64) address = PC64 + offset;
constant boolean privileged = PSTATE.EL != EL0;
constant AccessDescriptor accdesc = CreateAccDescGPR(MemOp_LOAD, nontemporal, privileged, tagchecked);

constant bits(32) data = Mem[address, 4, accdesc];
X[t, 64] = SignExtend(data, 64);
```

Operational information

If PSTATE.DIT is 1, the timing of this instruction is insensitive to the value of the data being loaded or stored.

Internal version only: aarchmrs v2025-03_rel, pseudocode v2025-03_rel ; Build timestamp: 2025-03-21T17:41
Copyright © 2010-2025 Arm Limited or its affiliates. All rights reserved. This document is Non-Confidential.

LDRSW (register)

Load register signed word (register)

This instruction calculates an address from a base register value and an offset register value, loads a word from memory, sign-extends it to form a 64-bit value, and writes it to a register. The offset register value can be shifted left by 0 or 2 bits. For information about addressing modes, see [Load/Store addressing modes](#).

31	30	29	28	27	26	25	24	23	22	21	20	19	18	17	16	15	14	13	12	11	10	9	8	7	6	5	4	3	2	1	0
1	0	1	1	1	0	0	0	1	0	1	Rm				option			S	1	0	Rn				Rt						
size				VR				opc																							

Encoding

LDRSW <Xt>, [<Xn|SP>, (<Wm>|<Xm>){, <extend> {<amount>}}]

Decode for this encoding

```
if option<1> == '0' then EndOfDecode(Decode_UNDEF); // sub-word index
constant ExtendType extend_type = DecodeRegExtend(option);
constant integer shift = if S == '1' then 2 else 0;
```

Assembler Symbols

- <Xt> Is the 64-bit name of the general-purpose register to be transferred, encoded in the "Rt" field.
- <Xn|SP> Is the 64-bit name of the general-purpose base register or stack pointer, encoded in the "Rn" field.
- <Wm> When option<0> is set to 0, is the 32-bit name of the general-purpose index register, encoded in the "Rm" field.
- <Xm> When option<0> is set to 1, is the 64-bit name of the general-purpose index register, encoded in the "Rm" field.
- <extend> Is the index extend/shift specifier, defaulting to LSL, and which must be omitted for the LSL option when <amount> is omitted, encoded in "option":

option	<extend>
010	UXTW
011	LSL
110	SXTW
111	SCTX

- <amount> Is the index shift amount, optional only when <extend> is not LSL. Where it is permitted to be optional, it defaults to #0. It is encoded in "S":

S	<amount>
0	#0
1	#2

Shared Decode

```
constant integer t = UInt(Rt);
constant integer n = UInt(Rn);
constant integer m = UInt(Rm);
constant boolean nontemporal = FALSE;
constant boolean tagchecked = TRUE;
```

Operation

```
constant bits(64) offset = ExtendReg(m, extend_type, shift, 64);
bits(64) address;

constant boolean privileged = PSTATE.EL != EL0;
constant AccessDescriptor accdesc = CreateAccDescGPR(MemOp\_LOAD, nontemporal, privileged,
                                                    tagchecked);

if n == 31 then
    CheckSPAlignment();
    address = SP[64];
else
    address = X[n, 64];

address = AddressAdd(address, offset, accdesc);

constant bits(32) data = Mem[address, 4, accdesc];
X[t, 64] = SignExtend(data, 64);
```

Operational information

If PSTATE.DIT is 1, the timing of this instruction is insensitive to the value of the data being loaded or stored.

Internal version only: aarchmrs v2025-03_rel, pseudocode v2025-03_rel ; Build timestamp: 2025-03-21T17:41

Copyright © 2010-2025 Arm Limited or its affiliates. All rights reserved. This document is Non-Confidential.

LDSET, LDSETA, LDSETAL, LDSETL

Atomic bit set on word or doubleword in memory

This instruction atomically loads a 32-bit word or 64-bit doubleword from memory, performs a bitwise OR with the value held in a register on it, and stores the result back to memory. The value initially loaded from memory is returned in the destination register.

- If the destination register is not one of WZR or XZR, LDSETA and LDSETAL load from memory with acquire semantics.
- LDSETL and LDSETAL store to memory with release semantics.
- LDSET has neither acquire nor release semantics.

For more information about memory ordering semantics, see *Load-Acquire, Store-Release*.

For information about addressing modes, see *Load/Store addressing modes*.

This instruction is used by the alias [STSET, STSETL](#).

Integer (FEAT_LSE)

31	30	29	28	27	26	25	24	23	22	21	20	19	18	17	16	15	14	13	12	11	10	9	8	7	6	5	4	3	2	1	0
1	x	1	1	1	0	0	0	A	R	1	Rs				0	0	1	1	0	0	Rn				Rt						
size				VR												o3		opc													

Encoding for the 32-bit no memory ordering variant

Applies when (size == 10 && A == 0 && R == 0)

LDSET <Ws>, <Wt>, [<Xn|SP>]

Encoding for the 32-bit acquire variant

Applies when (size == 10 && A == 1 && R == 0)

LDSETA <Ws>, <Wt>, [<Xn|SP>]

Encoding for the 32-bit acquire-release variant

Applies when (size == 10 && A == 1 && R == 1)

LDSETAL <Ws>, <Wt>, [<Xn|SP>]

Encoding for the 32-bit release variant

Applies when (size == 10 && A == 0 && R == 1)

LDSETL <Ws>, <Wt>, [<Xn|SP>]

Encoding for the 64-bit no memory ordering variant

Applies when (size == 11 && A == 0 && R == 0)

LDSET <Xs>, <Xt>, [<Xn|SP>]

Encoding for the 64-bit acquire variant

Applies when (size == 11 && A == 1 && R == 0)

LDSETA <Xs>, <Xt>, [<Xn|SP>]

Encoding for the 64-bit acquire-release variant

Applies when (size == 11 && A == 1 && R == 1)

LDSETAL <Xs>, <Xt>, [<Xn|SP>]

Encoding for the 64-bit release variant

Applies when (size == 11 && A == 0 && R == 1)

LDSETL <Xs>, <Xt>, [<Xn|SP>]

Decode for all variants of this encoding

```
if !IsFeatureImplemented(FEAT_LSE) then EndOfDecode(Decode_UNDEF);
constant integer s = UInt(Rs);
constant integer t = UInt(Rt);
constant integer n = UInt(Rn);

constant integer datasize = 8 << UInt(size);
constant integer regsize = if datasize == 64 then 64 else 32;

constant boolean acquire = A == '1' && Rt != '11111';
constant boolean release = R == '1';
constant boolean tagchecked = n != 31;
```

Assembler Symbols

- <Ws> Is the 32-bit name of the general-purpose register holding the data value to be operated on with the contents of the memory location, encoded in the "Rs" field.
- <Wt> Is the 32-bit name of the general-purpose register to be loaded, encoded in the "Rt" field.
- <Xn|SP> Is the 64-bit name of the general-purpose base register or stack pointer, encoded in the "Rn" field.
- <Xs> Is the 64-bit name of the general-purpose register holding the data value to be operated on with the contents of the memory location, encoded in the "Rs" field.
- <Xt> Is the 64-bit name of the general-purpose register to be loaded, encoded in the "Rt" field.

Alias Conditions

Alias	Is preferred when
TSET, TSETL	A == '0' && Rt == '11111'

Operation

```
bits(64) address;

constant boolean privileged = PSTATE.EL != EL0;
constant AccessDescriptor accdesc = CreateAccDescAtomicOp(MemAtomicOp_ORR, acquire, release, tagchecked, privileged);

if n == 31 then
    CheckSPAlignment();
    address = SP[64];
else
    address = X[n, 64];

constant bits(datasize) comparevalue = bits(datasize) UNKNOWN; // Irrelevant when not executing CAS
constant bits(datasize) value = X[s, datasize];
constant bits(datasize) data = MemAtomic(address, comparevalue, value, accdesc);

if t != 31 then
    X[t, regsize] = ZeroExtend(data, regsize);
```

Operational information

If PSTATE.DIT is 1, the timing of this instruction is insensitive to the value of the data being loaded or stored.

LDSETB, LDSETAB, LDSETALB, LDSETLB

Atomic bit set on byte in memory

This instruction atomically loads an 8-bit byte from memory, performs a bitwise OR with the value held in a register on it, and stores the result back to memory. The value initially loaded from memory is returned in the destination register.

- If the destination register is not WZR, LDSETAB and LDSETALB load from memory with acquire semantics.
- LDSETLB and LDSETALB store to memory with release semantics.
- LDSETB has neither acquire nor release semantics.

For more information about memory ordering semantics, see *Load-Acquire, Store-Release*.

For information about addressing modes, see *Load/Store addressing modes*.

This instruction is used by the alias [STSETB, STSETLB](#).

Integer (FEAT_LSE)

31	30	29	28	27	26	25	24	23	22	21	20	19	18	17	16	15	14	13	12	11	10	9	8	7	6	5	4	3	2	1	0
0	0	1	1	1	0	0	0	A	R	1	Rs				0	0	1	1	0	0	Rn				Rt						
size				VR				o3								opc															

Encoding for the No memory ordering variant

Applies when (A == 0 && R == 0)

LDSETB <Ws>, <Wt>, [<Xn|SP>]

Encoding for the Acquire variant

Applies when (A == 1 && R == 0)

LDSETAB <Ws>, <Wt>, [<Xn|SP>]

Encoding for the Acquire-release variant

Applies when (A == 1 && R == 1)

LDSETALB <Ws>, <Wt>, [<Xn|SP>]

Encoding for the Release variant

Applies when (A == 0 && R == 1)

LDSETLB <Ws>, <Wt>, [<Xn|SP>]

Decode for all variants of this encoding

```
if !IsFeatureImplemented(FEAT_LSE) then EndOfDecode(Decode_UNDEF);
constant integer s = UInt(Rs);
constant integer t = UInt(Rt);
constant integer n = UInt(Rn);

constant boolean acquire = A == '1' && Rt != '11111';
constant boolean release = R == '1';
constant boolean tagchecked = n != 31;
```

Assembler Symbols

<Ws> Is the 32-bit name of the general-purpose register holding the data value to be operated on with the contents of the memory location, encoded in the "Rs" field.

- <Wt>Is the 32-bit name of the general-purpose register to be loaded, encoded in the "Rt" field.
- <Xn|SP>Is the 64-bit name of the general-purpose base register or stack pointer, encoded in the "Rn" field.

Alias Conditions

Alias	Is preferred when
STSETB, STSETLB	A == '0' && Rt == '11111'

Operation

```
bits(64) address;

constant boolean privileged = PSTATE.EL != ELO;
constant AccessDescriptor accdesc = CreateAccDescAtomicOp(MemAtomicOp\_ORR, acquire, release,
                                                    tagchecked, privileged);

if n == 31 then
    CheckSPAlignment();
    address = SP[64];
else
    address = X[n, 64];

constant bits(8) comparevalue = bits(8) UNKNOWN; // Irrelevant when not executing CAS
constant bits(8) value = X[s, 8];
constant bits(8) data = MemAtomic(address, comparevalue, value, accdesc);

if t != 31 then
    X[t, 32] = ZeroExtend(data, 32);
```

Operational information

If PSTATE.DIT is 1, the timing of this instruction is insensitive to the value of the data being loaded or stored.

LDSETH, LDSETAH, LDSETALH, LDSETLH

Atomic bit set on halfword in memory

This instruction atomically loads a 16-bit halfword from memory, performs a bitwise OR with the value held in a register on it, and stores the result back to memory. The value initially loaded from memory is returned in the destination register.

- If the destination register is not WZR, LDSETAH and LDSETALH load from memory with acquire semantics.
- LDSETLH and LDSETALH store to memory with release semantics.
- LDSETH has neither acquire nor release semantics.

For more information about memory ordering semantics, see *Load-Acquire, Store-Release*.

For information about addressing modes, see *Load/Store addressing modes*.

This instruction is used by the alias [STSETH, STSETLH](#).

Integer (FEAT_LSE)

31	30	29	28	27	26	25	24	23	22	21	20	19	18	17	16	15	14	13	12	11	10	9	8	7	6	5	4	3	2	1	0
0	1	1	1	1	0	0	0	A	R	1	Rs				0	0	1	1	0	0	Rn				Rt						
size				VR				o3								opc															

Encoding for the No memory ordering variant

Applies when (A == 0 && R == 0)

LDSETH <Ws>, <Wt>, [<Xn|SP>]

Encoding for the Acquire variant

Applies when (A == 1 && R == 0)

LDSETAH <Ws>, <Wt>, [<Xn|SP>]

Encoding for the Acquire-release variant

Applies when (A == 1 && R == 1)

LDSETALH <Ws>, <Wt>, [<Xn|SP>]

Encoding for the Release variant

Applies when (A == 0 && R == 1)

LDSETLH <Ws>, <Wt>, [<Xn|SP>]

Decode for all variants of this encoding

```
if !IsFeatureImplemented(FEAT_LSE) then EndOfDecode(Decode_UNDEF);
constant integer s = UInt(Rs);
constant integer t = UInt(Rt);
constant integer n = UInt(Rn);

constant boolean acquire = A == '1' && Rt != '11111';
constant boolean release = R == '1';
constant boolean tagchecked = n != 31;
```

Assembler Symbols

<Ws> Is the 32-bit name of the general-purpose register holding the data value to be operated on with the contents of the memory location, encoded in the "Rs" field.

- <Wt>Is the 32-bit name of the general-purpose register to be loaded, encoded in the "Rt" field.
- <Xn|SP>Is the 64-bit name of the general-purpose base register or stack pointer, encoded in the "Rn" field.

Alias Conditions

Alias	Is preferred when
STSETH, STSETLH	A == '0' && Rt == '11111'

Operation

```
bits(64) address;

constant boolean privileged = PSTATE.EL != ELO;
constant AccessDescriptor accdesc = CreateAccDescAtomicOp(MemAtomicOp\_ORR, acquire, release,
tagchecked, privileged);

if n == 31 then
    CheckSPAlignment();
    address = SP[64];
else
    address = X[n, 64];

constant bits(16) comparevalue = bits(16) UNKNOWN; // Irrelevant when not executing CAS
constant bits(16) value = X[s, 16];
constant bits(16) data = MemAtomic(address, comparevalue, value, accdesc);

if t != 31 then
    X[t, 32] = ZeroExtend(data, 32);
```

Operational information

If PSTATE.DIT is 1, the timing of this instruction is insensitive to the value of the data being loaded or stored.

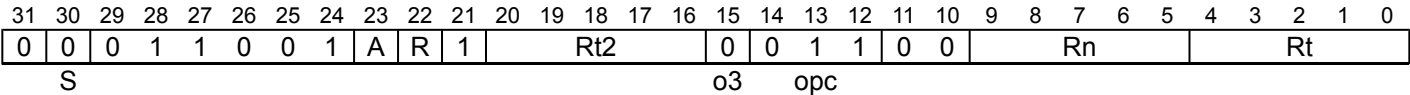
LDSETP, LDSETPA, LDSETPAL, LDSETPL

Atomic bit set on quadword in memory

This instruction atomically loads a 128-bit quadword from memory, performs a bitwise OR with the value held in a pair of registers on it, and stores the result back to memory. The value initially loaded from memory is returned in the same pair of registers.

- LDSETPA and LDSETPAL load from memory with acquire semantics.
- LDSETPL and LDSETPAL store to memory with release semantics.
- LDSETP has neither acquire nor release semantics.

Integer (FEAT_LSE128)



Encoding for the LDSETP variant

Applies when (A == 0 && R == 0)

```
LDSETP <Xt1>, <Xt2>, [<Xn|SP>]
```

Encoding for the LDSETPA variant

Applies when (A == 1 && R == 0)

```
LDSETPA <Xt1>, <Xt2>, [<Xn|SP>]
```

Encoding for the LDSETPAL variant

Applies when (A == 1 && R == 1)

```
LDSETPAL <Xt1>, <Xt2>, [<Xn|SP>]
```

Encoding for the LDSETPL variant

Applies when (A == 0 && R == 1)

```
LDSETPL <Xt1>, <Xt2>, [<Xn|SP>]
```

Decode for all variants of this encoding

```
if !IsFeatureImplemented(FEAT_LSE128) then EndOfDecode(Decode_UNDEF);
if Rt == '11111' then EndOfDecode(Decode_UNDEF);
if Rt2 == '11111' then EndOfDecode(Decode_UNDEF);
constant integer t = UInt(Rt);
constant integer t2 = UInt(Rt2);
constant integer n = UInt(Rn);
constant boolean acquire = A == '1';
constant boolean release = R == '1';
constant boolean tagchecked = n != 31;

boolean rt_unknown = FALSE;

if t == t2 then
    constant Constraint c = ConstrainUnpredictable(Unpredictable LSE128OVERLAP);
    assert c IN {Constraint_UNKNOWN, Constraint_UNDEF, Constraint_NOP};
    case c of
        when Constraint_UNKNOWN    rt_unknown = TRUE;    // result is UNKNOWN
        when Constraint_UNDEF       EndOfDecode(Decode_UNDEF);
        when Constraint_NOP         EndOfDecode(Decode_NOP);
```

For information about the CONSTRAINED UNPREDICTABLE behavior of this instruction, see [Architectural Constraints on UNPREDICTABLE behaviors](#), and particularly [CONSTRAINED UNPREDICTABLE behavior for A64 instructions](#).

Assembler Symbols

<Xt1>	Is the 64-bit name of the first general-purpose register to be transferred, encoded in the "Rt" field.
<Xt2>	Is the 64-bit name of the second general-purpose register to be transferred, encoded in the "Rt2" field.
<Xn SP>	Is the 64-bit name of the general-purpose base register or stack pointer, encoded in the "Rn" field.

Operation

```
bits(64) address;
constant bits(64) value1 = X[t, 64];
constant bits(64) value2 = X[t2, 64];
bits(128) data;
bits(128) store_value;

constant boolean privileged = PSTATE.EL != EL0;
constant AccessDescriptor accdesc = CreateAccDescAtomicOp(MemAtomicOp\_ORR, acquire, release,
tagchecked, privileged);

if n == 31 then
    CheckSPAlignment();
    address = SP[64];
else
    address = X[n, 64];

store_value = if BigEndian(accdesc.acctype) then value1:value2 else value2:value1;

constant bits(128) comparevalue = bits(128) UNKNOWN; // Irrelevant when not executing CAS
data = MemAtomic(address, comparevalue, store_value, accdesc);

if rt_unknown then
    data = bits(128) UNKNOWN;

if BigEndian(accdesc.acctype) then
    X[t, 64] = data<127:64>;
    X[t2, 64] = data<63:0>;
else
    X[t, 64] = data<63:0>;
    X[t2, 64] = data<127:64>;
```

Operational information

If PSTATE.DIT is 1, the timing of this instruction is insensitive to the value of the data being loaded or stored.

Internal version only: aarchmrs v2025-03_rel, pseudocode v2025-03_rel ; Build timestamp: 2025-03-21T17:41

Copyright © 2010-2025 Arm Limited or its affiliates. All rights reserved. This document is Non-Confidential.

LDSMAX, LDSMAXA, LDSMAXAL, LDSMAXL

Atomic signed maximum on word or doubleword in memory

This instruction atomically loads a 32-bit word or 64-bit doubleword from memory, compares it against the value held in a register, and stores the larger value back to memory, treating the values as signed numbers. The value initially loaded from memory is returned in the destination register.

- If the destination register is not one of WZR or XZR, LDSMAXA and LDSMAXAL load from memory with acquire semantics.
- LDSMAXL and LDSMAXAL store to memory with release semantics.
- LDSMAX has neither acquire nor release semantics.

For more information about memory ordering semantics, see *Load-Acquire, Store-Release*.

For information about addressing modes, see *Load/Store addressing modes*.

This instruction is used by the alias [STSMAX, STSMAXL](#).

Integer (FEAT_LSE)

31	30	29	28	27	26	25	24	23	22	21	20	19	18	17	16	15	14	13	12	11	10	9	8	7	6	5	4	3	2	1	0
1	x	1	1	1	0	0	0	A	R	1	Rs				0	1	0	0	0	0	Rn				Rt						
size				VR												o3		opc													

Encoding for the 32-bit no memory ordering variant

Applies when (size == 10 && A == 0 && R == 0)

LDSMAX <Ws>, <Wt>, [<Xn|SP>]

Encoding for the 32-bit acquire variant

Applies when (size == 10 && A == 1 && R == 0)

LDSMAXA <Ws>, <Wt>, [<Xn|SP>]

Encoding for the 32-bit acquire-release variant

Applies when (size == 10 && A == 1 && R == 1)

LDSMAXAL <Ws>, <Wt>, [<Xn|SP>]

Encoding for the 32-bit release variant

Applies when (size == 10 && A == 0 && R == 1)

LDSMAXL <Ws>, <Wt>, [<Xn|SP>]

Encoding for the 64-bit no memory ordering variant

Applies when (size == 11 && A == 0 && R == 0)

LDSMAX <Xs>, <Xt>, [<Xn|SP>]

Encoding for the 64-bit acquire variant

Applies when (size == 11 && A == 1 && R == 0)

LDSMAXA <Xs>, <Xt>, [<Xn|SP>]

Encoding for the 64-bit acquire-release variant

Applies when (size == 11 && A == 1 && R == 1)

LDSMAXAL <Xs>, <Xt>, [<Xn|SP>]

Encoding for the 64-bit release variant

Applies when (size == 11 && A == 0 && R == 1)

LDSMAXL <Xs>, <Xt>, [<Xn|SP>]

Decode for all variants of this encoding

```
if !IsFeatureImplemented(FEAT_LSE) then EndOfDecode(Decode_UNDEF);
constant integer s = UInt(Rs);
constant integer t = UInt(Rt);
constant integer n = UInt(Rn);

constant integer datasize = 8 << UInt(size);
constant integer regsize = if datasize == 64 then 64 else 32;

constant boolean acquire = A == '1' && Rt != '11111';
constant boolean release = R == '1';
constant boolean tagchecked = n != 31;
```

Assembler Symbols

- <Ws> Is the 32-bit name of the general-purpose register holding the data value to be operated on with the contents of the memory location, encoded in the "Rs" field.
- <Wt> Is the 32-bit name of the general-purpose register to be loaded, encoded in the "Rt" field.
- <Xn|SP> Is the 64-bit name of the general-purpose base register or stack pointer, encoded in the "Rn" field.
- <Xs> Is the 64-bit name of the general-purpose register holding the data value to be operated on with the contents of the memory location, encoded in the "Rs" field.
- <Xt> Is the 64-bit name of the general-purpose register to be loaded, encoded in the "Rt" field.

Alias Conditions

Alias	Is preferred when
STSMAX, STSMAXL	A == '0' && Rt == '11111'

Operation

```
bits(64) address;

constant boolean privileged = PSTATE.EL != EL0;
constant AccessDescriptor accdesc = CreateAccDescAtomicOp(MemAtomicOp_SMAX, acquire, release, tagchecked, privileged);

if n == 31 then
    CheckSPAlignment();
    address = SP[64];
else
    address = X[n, 64];

constant bits(datasize) comparevalue = bits(datasize) UNKNOWN; // Irrelevant when not executing CAS
constant bits(datasize) value = X[s, datasize];
constant bits(datasize) data = MemAtomic(address, comparevalue, value, accdesc);

if t != 31 then
    X[t, regsize] = ZeroExtend(data, regsize);
```

Operational information

If PSTATE.DIT is 1, the timing of this instruction is insensitive to the value of the data being loaded or stored.

LDSMAXB, LDSMAXAB, LDSMAXALB, LDSMAXLB

Atomic signed maximum on byte in memory

This instruction atomically loads an 8-bit byte from memory, compares it against the value held in a register, and stores the larger value back to memory, treating the values as signed numbers. The value initially loaded from memory is returned in the destination register.

- If the destination register is not WZR, LDSMAXAB and LDSMAXALB load from memory with acquire semantics.
- LDSMAXLB and LDSMAXALB store to memory with release semantics.
- LDSMAXB has neither acquire nor release semantics.

For more information about memory ordering semantics, see *Load-Acquire, Store-Release*.

For information about addressing modes, see *Load/Store addressing modes*.

This instruction is used by the alias [STSMAXB, STSMAXLB](#).

Integer (FEAT_LSE)

31	30	29	28	27	26	25	24	23	22	21	20	19	18	17	16	15	14	13	12	11	10	9	8	7	6	5	4	3	2	1	0
0	0	1	1	1	0	0	0	A	R	1	Rs				0	1	0	0	0	0	Rn				Rt						
size				VR								o3				opc															

Encoding for the No memory ordering variant

Applies when (A == 0 && R == 0)

LDSMAXB <Ws>, <Wt>, [<Xn|SP>]

Encoding for the Acquire variant

Applies when (A == 1 && R == 0)

LDSMAXAB <Ws>, <Wt>, [<Xn|SP>]

Encoding for the Acquire-release variant

Applies when (A == 1 && R == 1)

LDSMAXALB <Ws>, <Wt>, [<Xn|SP>]

Encoding for the Release variant

Applies when (A == 0 && R == 1)

LDSMAXLB <Ws>, <Wt>, [<Xn|SP>]

Decode for all variants of this encoding

```
if !IsFeatureImplemented(FEAT_LSE) then EndOfDecode(Decode_UNDEF);
constant integer s = UInt(Rs);
constant integer t = UInt(Rt);
constant integer n = UInt(Rn);

constant boolean acquire = A == '1' && Rt != '11111';
constant boolean release = R == '1';
constant boolean tagchecked = n != 31;
```

Assembler Symbols

<Ws> Is the 32-bit name of the general-purpose register holding the data value to be operated on with the contents of the memory location, encoded in the "Rs" field.

- <Wt>Is the 32-bit name of the general-purpose register to be loaded, encoded in the "Rt" field.
- <Xn|SP>Is the 64-bit name of the general-purpose base register or stack pointer, encoded in the "Rn" field.

Alias Conditions

Alias	Is preferred when
STSMAXB, STSMAXB	A == '0' && Rt == '11111'

Operation

```
bits(64) address;

constant boolean privileged = PSTATE.EL != ELO;
constant AccessDescriptor accdesc = CreateAccDescAtomicOp(MemAtomicOp\_SMAX, acquire, release,
tagchecked, privileged);

if n == 31 then
    CheckSPAlignment();
    address = SP[64];
else
    address = X[n, 64];

constant bits(8) comparevalue = bits(8) UNKNOWN; // Irrelevant when not executing CAS
constant bits(8) value = X[s, 8];
constant bits(8) data = MemAtomic(address, comparevalue, value, accdesc);

if t != 31 then
    X[t, 32] = ZeroExtend(data, 32);
```

Operational information

If PSTATE.DIT is 1, the timing of this instruction is insensitive to the value of the data being loaded or stored.

LDSMAXH, LDSMAXAH, LDSMAXALH, LDSMAXLH

Atomic signed maximum on halfword in memory

This instruction atomically loads a 16-bit halfword from memory, compares it against the value held in a register, and stores the larger value back to memory, treating the values as signed numbers. The value initially loaded from memory is returned in the destination register.

- If the destination register is not WZR, LDSMAXAH and LDSMAXALH load from memory with acquire semantics.
- LDSMAXLH and LDSMAXALH store to memory with release semantics.
- LDSMAXH has neither acquire nor release semantics.

For more information about memory ordering semantics, see *Load-Acquire, Store-Release*.

For information about addressing modes, see *Load/Store addressing modes*.

This instruction is used by the alias [STSMAXH, STSMAXLH](#).

Integer (FEAT_LSE)

31	30	29	28	27	26	25	24	23	22	21	20	19	18	17	16	15	14	13	12	11	10	9	8	7	6	5	4	3	2	1	0
0	1	1	1	1	0	0	0	A	R	1	Rs				0	1	0	0	0	0	Rn				Rt						
size				VR								o3				opc															

Encoding for the No memory ordering variant

Applies when (A == 0 && R == 0)

LDSMAXH <Ws>, <Wt>, [<Xn|SP>]

Encoding for the Acquire variant

Applies when (A == 1 && R == 0)

LDSMAXAH <Ws>, <Wt>, [<Xn|SP>]

Encoding for the Acquire-release variant

Applies when (A == 1 && R == 1)

LDSMAXALH <Ws>, <Wt>, [<Xn|SP>]

Encoding for the Release variant

Applies when (A == 0 && R == 1)

LDSMAXLH <Ws>, <Wt>, [<Xn|SP>]

Decode for all variants of this encoding

```
if !IsFeatureImplemented(FEAT_LSE) then EndOfDecode(Decode_UNDEF);
constant integer s = UInt(Rs);
constant integer t = UInt(Rt);
constant integer n = UInt(Rn);

constant boolean acquire = A == '1' && Rt != '11111';
constant boolean release = R == '1';
constant boolean tagchecked = n != 31;
```

Assembler Symbols

<Ws> Is the 32-bit name of the general-purpose register holding the data value to be operated on with the contents of the memory location, encoded in the "Rs" field.

- <Wt>Is the 32-bit name of the general-purpose register to be loaded, encoded in the "Rt" field.
- <Xn|SP>Is the 64-bit name of the general-purpose base register or stack pointer, encoded in the "Rn" field.

Alias Conditions

Alias	Is preferred when
STSMAXH, STSMAXLH	A == '0' && Rt == '11111'

Operation

```
bits(64) address;

constant boolean privileged = PSTATE.EL != ELO;
constant AccessDescriptor accdesc = CreateAccDescAtomicOp(MemAtomicOp\_SMAX, acquire, release,
tagchecked, privileged);

if n == 31 then
    CheckSPAlignment();
    address = SP[64];
else
    address = X[n, 64];

constant bits(16) comparevalue = bits(16) UNKNOWN; // Irrelevant when not executing CAS
constant bits(16) value = X[s, 16];
constant bits(16) data = MemAtomic(address, comparevalue, value, accdesc);

if t != 31 then
    X[t, 32] = ZeroExtend(data, 32);
```

Operational information

If PSTATE.DIT is 1, the timing of this instruction is insensitive to the value of the data being loaded or stored.

LDSMIN, LDSMINA, LDSMINAL, LDSMINL

Atomic signed minimum on word or doubleword in memory

This instruction atomically loads a 32-bit word or 64-bit doubleword from memory, compares it against the value held in a register, and stores the smaller value back to memory, treating the values as signed numbers. The value initially loaded from memory is returned in the destination register.

- If the destination register is not one of WZR or XZR, LDSMINA and LDSMINAL load from memory with acquire semantics.
- LDSMINL and LDSMINAL store to memory with release semantics.
- LDSMIN has neither acquire nor release semantics.

For more information about memory ordering semantics, see *Load-Acquire, Store-Release*.

For information about addressing modes, see *Load/Store addressing modes*.

This instruction is used by the alias [STSMIN, STSMINL](#).

Integer (FEAT_LSE)

31	30	29	28	27	26	25	24	23	22	21	20	19	18	17	16	15	14	13	12	11	10	9	8	7	6	5	4	3	2	1	0
1	x	1	1	1	0	0	0	A	R	1	Rs					0	1	0	1	0	0	Rn					Rt				
size		VR				o3										opc															

Encoding for the 32-bit no memory ordering variant

Applies when (size == 10 && A == 0 && R == 0)

LDSMIN <Ws>, <Wt>, [<Xn|SP>]

Encoding for the 32-bit acquire variant

Applies when (size == 10 && A == 1 && R == 0)

LDSMINA <Ws>, <Wt>, [<Xn|SP>]

Encoding for the 32-bit acquire-release variant

Applies when (size == 10 && A == 1 && R == 1)

LDSMINAL <Ws>, <Wt>, [<Xn|SP>]

Encoding for the 32-bit release variant

Applies when (size == 10 && A == 0 && R == 1)

LDSMINL <Ws>, <Wt>, [<Xn|SP>]

Encoding for the 64-bit no memory ordering variant

Applies when (size == 11 && A == 0 && R == 0)

LDSMIN <Xs>, <Xt>, [<Xn|SP>]

Encoding for the 64-bit acquire variant

Applies when (size == 11 && A == 1 && R == 0)

LDSMINA <Xs>, <Xt>, [<Xn|SP>]

Encoding for the 64-bit acquire-release variant

Applies when (size == 11 && A == 1 && R == 1)

LDSMINAL <Xs>, <Xt>, [<Xn|SP>]

Encoding for the 64-bit release variant

Applies when (size == 11 && A == 0 && R == 1)

LDSMINL <Xs>, <Xt>, [<Xn|SP>]

Decode for all variants of this encoding

```
if !IsFeatureImplemented(FEAT_LSE) then EndOfDecode(Decode_UNDEF);
constant integer s = UInt(Rs);
constant integer t = UInt(Rt);
constant integer n = UInt(Rn);

constant integer datasize = 8 << UInt(size);
constant integer regsize = if datasize == 64 then 64 else 32;

constant boolean acquire = A == '1' && Rt != '11111';
constant boolean release = R == '1';
constant boolean tagchecked = n != 31;
```

Assembler Symbols

- <Ws> Is the 32-bit name of the general-purpose register holding the data value to be operated on with the contents of the memory location, encoded in the "Rs" field.
- <Wt> Is the 32-bit name of the general-purpose register to be loaded, encoded in the "Rt" field.
- <Xn|SP> Is the 64-bit name of the general-purpose base register or stack pointer, encoded in the "Rn" field.
- <Xs> Is the 64-bit name of the general-purpose register holding the data value to be operated on with the contents of the memory location, encoded in the "Rs" field.
- <Xt> Is the 64-bit name of the general-purpose register to be loaded, encoded in the "Rt" field.

Alias Conditions

Alias	Is preferred when
STSMIN, STSMINL	A == '0' && Rt == '11111'

Operation

```
bits(64) address;

constant boolean privileged = PSTATE.EL != EL0;
constant AccessDescriptor accdesc = CreateAccDescAtomicOp(MemAtomicOp_SMIN, acquire, release, tagchecked, privileged);

if n == 31 then
    CheckSPAlignment();
    address = SP[64];
else
    address = X[n, 64];

constant bits(datasize) comparevalue = bits(datasize) UNKNOWN; // Irrelevant when not executing CAS
constant bits(datasize) value = X[s, datasize];
constant bits(datasize) data = MemAtomic(address, comparevalue, value, accdesc);

if t != 31 then
    X[t, regsize] = ZeroExtend(data, regsize);
```

Operational information

If PSTATE.DIT is 1, the timing of this instruction is insensitive to the value of the data being loaded or stored.

LDSMINB, LDSMINAB, LDSMINALB, LDSMINLB

Atomic signed minimum on byte in memory

This instruction atomically loads an 8-bit byte from memory, compares it against the value held in a register, and stores the smaller value back to memory, treating the values as signed numbers. The value initially loaded from memory is returned in the destination register.

- If the destination register is not WZR, LDSMINAB and LDSMINALB load from memory with acquire semantics.
- LDSMINLB and LDSMINALB store to memory with release semantics.
- LDSMINB has neither acquire nor release semantics.

For more information about memory ordering semantics, see *Load-Acquire, Store-Release*.

For information about addressing modes, see *Load/Store addressing modes*.

This instruction is used by the alias [STSMINB, STSMINLB](#).

Integer (FEAT_LSE)

31	30	29	28	27	26	25	24	23	22	21	20	19	18	17	16	15	14	13	12	11	10	9	8	7	6	5	4	3	2	1	0
0	0	1	1	1	0	0	0	A	R	1	Rs				0	1	0	1	0	0	Rn				Rt						
size				VR								o3				opc															

Encoding for the No memory ordering variant

Applies when (A == 0 && R == 0)

LDSMINB <Ws>, <Wt>, [<Xn|SP>]

Encoding for the Acquire variant

Applies when (A == 1 && R == 0)

LDSMINAB <Ws>, <Wt>, [<Xn|SP>]

Encoding for the Acquire-release variant

Applies when (A == 1 && R == 1)

LDSMINALB <Ws>, <Wt>, [<Xn|SP>]

Encoding for the Release variant

Applies when (A == 0 && R == 1)

LDSMINLB <Ws>, <Wt>, [<Xn|SP>]

Decode for all variants of this encoding

```
if !IsFeatureImplemented(FEAT_LSE) then EndOfDecode(Decode_UNDEF);
constant integer s = UInt(Rs);
constant integer t = UInt(Rt);
constant integer n = UInt(Rn);

constant boolean acquire = A == '1' && Rt != '11111';
constant boolean release = R == '1';
constant boolean tagchecked = n != 31;
```

Assembler Symbols

<Ws> Is the 32-bit name of the general-purpose register holding the data value to be operated on with the contents of the memory location, encoded in the "Rs" field.

- <Wt>Is the 32-bit name of the general-purpose register to be loaded, encoded in the "Rt" field.
- <Xn|SP>Is the 64-bit name of the general-purpose base register or stack pointer, encoded in the "Rn" field.

Alias Conditions

Alias	Is preferred when
STSMINB , STSMINLB	A == '0' && Rt == '11111'

Operation

```
bits(64) address;

constant boolean privileged = PSTATE.EL != ELO;
constant AccessDescriptor accdesc = CreateAccDescAtomicOp(MemAtomicOp\_SMIN, acquire, release,
tagchecked, privileged);

if n == 31 then
    CheckSPAlignment();
    address = SP[64];
else
    address = X[n, 64];

constant bits(8) comparevalue = bits(8) UNKNOWN; // Irrelevant when not executing CAS
constant bits(8) value = X[s, 8];
constant bits(8) data = MemAtomic(address, comparevalue, value, accdesc);

if t != 31 then
    X[t, 32] = ZeroExtend(data, 32);
```

Operational information

If PSTATE.DIT is 1, the timing of this instruction is insensitive to the value of the data being loaded or stored.

LDSMINH, LDSMINAH, LDSMINALH, LDSMINLH

Atomic signed minimum on halfword in memory

This instruction atomically loads a 16-bit halfword from memory, compares it against the value held in a register, and stores the smaller value back to memory, treating the values as signed numbers. The value initially loaded from memory is returned in the destination register.

- If the destination register is not WZR, LDSMINAH and LDSMINALH load from memory with acquire semantics.
- LDSMINLH and LDSMINALH store to memory with release semantics.
- LDSMINH has neither acquire nor release semantics.

For more information about memory ordering semantics, see *Load-Acquire, Store-Release*.

For information about addressing modes, see *Load/Store addressing modes*.

This instruction is used by the alias [STSMINH, STSMINLH](#).

Integer (FEAT_LSE)

31	30	29	28	27	26	25	24	23	22	21	20	19	18	17	16	15	14	13	12	11	10	9	8	7	6	5	4	3	2	1	0
0	1	1	1	1	0	0	0	A	R	1	Rs				0	1	0	1	0	0	Rn				Rt						
size				VR								o3				opc															

Encoding for the No memory ordering variant

Applies when (A == 0 && R == 0)

LDSMINH <Ws>, <Wt>, [<Xn|SP>]

Encoding for the Acquire variant

Applies when (A == 1 && R == 0)

LDSMINAH <Ws>, <Wt>, [<Xn|SP>]

Encoding for the Acquire-release variant

Applies when (A == 1 && R == 1)

LDSMINALH <Ws>, <Wt>, [<Xn|SP>]

Encoding for the Release variant

Applies when (A == 0 && R == 1)

LDSMINLH <Ws>, <Wt>, [<Xn|SP>]

Decode for all variants of this encoding

```
if !IsFeatureImplemented(FEAT_LSE) then EndOfDecode(Decode_UNDEF);
constant integer s = UInt(Rs);
constant integer t = UInt(Rt);
constant integer n = UInt(Rn);

constant boolean acquire = A == '1' && Rt != '11111';
constant boolean release = R == '1';
constant boolean tagchecked = n != 31;
```

Assembler Symbols

<Ws> Is the 32-bit name of the general-purpose register holding the data value to be operated on with the contents of the memory location, encoded in the "Rs" field.

- <Wt>Is the 32-bit name of the general-purpose register to be loaded, encoded in the "Rt" field.
- <Xn|SP>Is the 64-bit name of the general-purpose base register or stack pointer, encoded in the "Rn" field.

Alias Conditions

Alias	Is preferred when
STSMINH, STSMINLH	A == '0' && Rt == '11111'

Operation

```
bits(64) address;

constant boolean privileged = PSTATE.EL != ELO;
constant AccessDescriptor accdesc = CreateAccDescAtomicOp(MemAtomicOp\_SMIN, acquire, release,
tagchecked, privileged);

if n == 31 then
    CheckSPAlignment();
    address = SP[64];
else
    address = X[n, 64];

constant bits(16) comparevalue = bits(16) UNKNOWN; // Irrelevant when not executing CAS
constant bits(16) value = X[s, 16];
constant bits(16) data = MemAtomic(address, comparevalue, value, accdesc);

if t != 31 then
    X[t, 32] = ZeroExtend(data, 32);
```

Operational information

If PSTATE.DIT is 1, the timing of this instruction is insensitive to the value of the data being loaded or stored.

LDTADD, LDTADDA, LDTADDAL, LDTADDL

Atomic add unprivileged

This instruction atomically loads a 32-bit word or 64-bit doubleword from memory, adds the value held in a register to it, and stores the result back to memory. The value initially loaded from memory is returned in the destination register.

- If the destination register is not one of WZR, or XZR, LDTADDA and LDTADDAL load from memory with acquire semantics.
- LDTADDL and LDTADDAL store to memory with release semantics.
- LDTADD has neither acquire nor release semantics.

For more information about memory ordering semantics, see *Load-Acquire, Store-Release*.

For information about addressing modes, see *Load/Store addressing modes*.

Explicit Memory effects produced by the instruction behave as if the instruction was executed at EL0 if the *Effective value* of PSTATE.UAO is 0 and either:

- The instruction is executed at EL1.
- The instruction is executed at EL2 when the *Effective value* of HCR_EL2.{E2H, TGE} is {1, 1}.

Otherwise, the Explicit Memory effects operate with the restrictions determined by the Exception level at which the instruction is executed.

This instruction is used by the alias [STTADD](#), [STTADDL](#).

Integer

(FEAT_LSUI)

31	30	29	28	27	26	25	24	23	22	21	20	19	18	17	16	15	14	13	12	11	10	9	8	7	6	5	4	3	2	1	0
0	sz	0	1	1	0	0	1	A	R	1	Rs				0	0	0	0	0	1	Rn				Rt						
																o3			opc												

Encoding for the 32-bit no memory ordering variant

Applies when (sz == 0 && A == 0 && R == 0)

LDTADD <Ws>, <Wt>, [<Xn|SP>]

Encoding for the 32-bit acquire variant

Applies when (sz == 0 && A == 1 && R == 0)

LDTADDA <Ws>, <Wt>, [<Xn|SP>]

Encoding for the 32-bit acquire-release variant

Applies when (sz == 0 && A == 1 && R == 1)

LDTADDAL <Ws>, <Wt>, [<Xn|SP>]

Encoding for the 32-bit release variant

Applies when (sz == 0 && A == 0 && R == 1)

LDTADDL <Ws>, <Wt>, [<Xn|SP>]

Encoding for the 64-bit no memory ordering variant

Applies when (sz == 1 && A == 0 && R == 0)

LDTADD <Xs>, <Xt>, [<Xn|SP>]

Encoding for the 64-bit acquire variant

Applies when (sz == 1 && A == 1 && R == 0)

LDTADDA <Xs>, <Xt>, [<Xn|SP>]

Encoding for the 64-bit acquire-release variant

Applies when (sz == 1 && A == 1 && R == 1)

LDTADDAL <Xs>, <Xt>, [<Xn|SP>]

Encoding for the 64-bit release variant

Applies when (sz == 1 && A == 0 && R == 1)

LDTADDL <Xs>, <Xt>, [<Xn|SP>]

Decode for all variants of this encoding

```
if !IsFeatureImplemented(FEAT_LSUI) then EndOfDecode(Decode_UNDEF);
constant integer s = UInt(Rs);
constant integer t = UInt(Rt);
constant integer n = UInt(Rn);

constant integer datasize = 32 << UInt(sz);
constant integer regsize = if datasize == 64 then 64 else 32;

constant boolean acquire = A == '1' && Rt != '11111';
constant boolean release = R == '1';
constant boolean tagchecked = n != 31;
```

Assembler Symbols

- <Ws> Is the 32-bit name of the general-purpose register holding the data value to be operated on with the contents of the memory location, encoded in the "Rs" field.
- <Wt> Is the 32-bit name of the general-purpose register to be loaded, encoded in the "Rt" field.
- <Xn|SP> Is the 64-bit name of the general-purpose base register or stack pointer, encoded in the "Rn" field.
- <Xs> Is the 64-bit name of the general-purpose register holding the data value to be operated on with the contents of the memory location, encoded in the "Rs" field.
- <Xt> Is the 64-bit name of the general-purpose register to be loaded, encoded in the "Rt" field.

Alias Conditions

Alias	Is preferred when
STTADD, STTADDL	A == '0' && Rt == '11111'

Operation

```
bits(64) address;

constant boolean privileged = AArch64.IsUnprivAccessPriv();
constant AccessDescriptor accdesc = CreateAccDescAtomicOp(MemAtomicOp\_ADD, acquire, release,
tagchecked, privileged);

if n == 31 then
    CheckSPAlignment();
    address = SP[64];
else
    address = X[n, 64];

constant bits(datasize) comparevalue = bits(datasize) UNKNOWN; // Irrelevant when not executing CAS
constant bits(datasize) value = X[s, datasize];
constant bits(datasize) data = MemAtomic(address, comparevalue, value, accdesc);

if t != 31 then
    X[t, regsize] = ZeroExtend(data, regsize);
```

Operational information

If PSTATE.DIT is 1, the timing of this instruction is insensitive to the value of the data being loaded or stored.

Internal version only: aarchmrs v2025-03_rel, pseudocode v2025-03_rel ; Build timestamp: 2025-03-21T17:41

Copyright © 2010-2025 Arm Limited or its affiliates. All rights reserved. This document is Non-Confidential.

LDTCLR, LDTCLRA, LDTCLRAL, LDTCLRL

Atomic bit clear unprivileged

This instruction atomically loads a 32-bit word or 64-bit doubleword from memory, performs a bitwise AND with the complement of the value held in a register on it, and stores the result back to memory. The value initially loaded from memory is returned in the destination register.

- If the destination register is not one of WZR, or XZR, LDTCLRA and LDTCLRAL load from memory with acquire semantics.
- LDTCLRL and LDTCLRAL store to memory with release semantics.
- LDTCLR has neither acquire nor release semantics.

For more information about memory ordering semantics, see *Load-Acquire, Store-Release*.

For information about addressing modes, see *Load/Store addressing modes*.

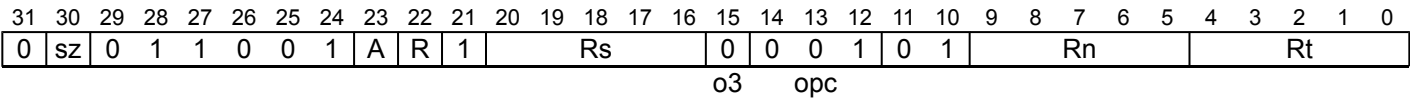
Explicit Memory effects produced by the instruction behave as if the instruction was executed at EL0 if the *Effective value* of PSTATE.UAO is 0 and either:

- The instruction is executed at EL1.
- The instruction is executed at EL2 when the *Effective value* of HCR_EL2.{E2H, TGE} is {1, 1}.

Otherwise, the Explicit Memory effects operate with the restrictions determined by the Exception level at which the instruction is executed.

This instruction is used by the alias [STTCLR, STTCLRL](#).

Integer (FEAT_LSUI)



Encoding for the 32-bit no memory ordering variant

Applies when (sz == 0 && A == 0 && R == 0)

LDTCLR <Ws>, <Wt>, [<Xn|SP>]

Encoding for the 32-bit acquire variant

Applies when (sz == 0 && A == 1 && R == 0)

LDTCLRA <Ws>, <Wt>, [<Xn|SP>]

Encoding for the 32-bit acquire-release variant

Applies when (sz == 0 && A == 1 && R == 1)

LDTCLRAL <Ws>, <Wt>, [<Xn|SP>]

Encoding for the 32-bit release variant

Applies when (sz == 0 && A == 0 && R == 1)

LDTCLRL <Ws>, <Wt>, [<Xn|SP>]

Encoding for the 64-bit no memory ordering variant

Applies when (sz == 1 && A == 0 && R == 0)

LDTCLR <Xs>, <Xt>, [<Xn|SP>]

Encoding for the 64-bit acquire variant

Applies when (sz == 1 && A == 1 && R == 0)

LDTCLR <Xs>, <Xt>, [<Xn|SP>]

Encoding for the 64-bit acquire-release variant

Applies when (sz == 1 && A == 1 && R == 1)

LDTCLRAL <Xs>, <Xt>, [<Xn|SP>]

Encoding for the 64-bit release variant

Applies when (sz == 1 && A == 0 && R == 1)

LDTCLRL <Xs>, <Xt>, [<Xn|SP>]

Decode for all variants of this encoding

```
if !IsFeatureImplemented(FEAT_LSUI) then EndOfDecode(Decode_UNDEF);
constant integer s = UInt(Rs);
constant integer t = UInt(Rt);
constant integer n = UInt(Rn);

constant integer datasize = 32 << UInt(sz);
constant integer regsize = if datasize == 64 then 64 else 32;

constant boolean acquire = A == '1' && Rt != '11111';
constant boolean release = R == '1';
constant boolean tagchecked = n != 31;
```

Assembler Symbols

- <Ws> Is the 32-bit name of the general-purpose register holding the data value to be operated on with the contents of the memory location, encoded in the "Rs" field.
- <Wt> Is the 32-bit name of the general-purpose register to be loaded, encoded in the "Rt" field.
- <Xn|SP> Is the 64-bit name of the general-purpose base register or stack pointer, encoded in the "Rn" field.
- <Xs> Is the 64-bit name of the general-purpose register holding the data value to be operated on with the contents of the memory location, encoded in the "Rs" field.
- <Xt> Is the 64-bit name of the general-purpose register to be loaded, encoded in the "Rt" field.

Alias Conditions

Alias	Is preferred when
STCLR, STCLRL	A == '0' && Rt == '11111'

Operation

```
bits(64) address;

constant boolean privileged = AArch64.IsUnprivAccessPriv();
constant AccessDescriptor accdesc = CreateAccDescAtomicOp(MemAtomicOp\_BIC, acquire, release,
tagchecked, privileged);

if n == 31 then
    CheckSPAlignment();
    address = SP[64];
else
    address = X[n, 64];

constant bits(datasize) comparevalue = bits(datasize) UNKNOWN; // Irrelevant when not executing CAS
constant bits(datasize) value = X[s, datasize];
constant bits(datasize) data = MemAtomic(address, comparevalue, value, accdesc);

if t != 31 then
    X[t, regsize] = ZeroExtend(data, regsize);
```

Operational information

If PSTATE.DIT is 1, the timing of this instruction is insensitive to the value of the data being loaded or stored.

Internal version only: aarchmrs v2025-03_rel, pseudocode v2025-03_rel ; Build timestamp: 2025-03-21T17:41

Copyright © 2010-2025 Arm Limited or its affiliates. All rights reserved. This document is Non-Confidential.

LDTNP

Load unprivileged pair of registers, with non-temporal hint

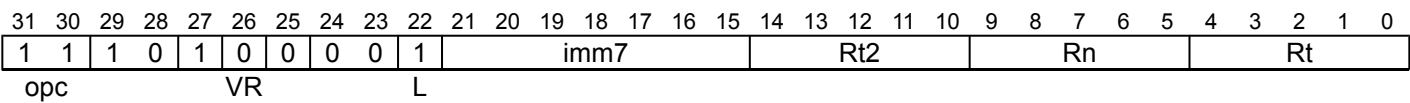
This instruction calculates an address from a base register value and an immediate offset, loads two 64-bit doublewords from memory, and writes them to two registers. For information about addressing modes, see *Load/Store addressing modes*. For information about non-temporal pair instructions, see *Load/Store non-temporal pair*.

Explicit Memory effects produced by the instruction behave as if the instruction was executed at EL0 if the *Effective value* of PSTATE.UAO is 0 and either:

- The instruction is executed at EL1.
- The instruction is executed at EL2 when the *Effective value* of HCR_EL2.{E2H, TGE} is {1, 1}.

Otherwise, the Explicit Memory effects operate with the restrictions determined by the Exception level at which the instruction is executed.

Signed offset
(FEAT_LSUI)



Encoding

```
LDTNP <Xt1>, <Xt2>, [<Xn|SP>{, #<imm>}]
```

Decode for this encoding

```
if !IsFeatureImplemented(FEAT_LSUI) then EndOfDecode(Decode_UNDEF);

constant integer t = UInt(Rt);
constant integer t2 = UInt(Rt2);
constant integer n = UInt(Rn);
constant boolean nontemporal = TRUE;
constant integer datasize = 64;
constant bits(64) offset = LSL(SignExtend(imm7, 64), 3);
constant boolean tagchecked = n != 31;

boolean rt_unknown = FALSE;
if t == t2 then
    constant Constraint c = ConstrainUnpredictable(Unpredictable_LDPOVERLAP);
    assert c IN {Constraint_UNKNOWN, Constraint_UNDEF, Constraint_NOP};
    case c of
        when Constraint_UNKNOWN    rt_unknown = TRUE;    // Result is UNKNOWN
        when Constraint_UNDEF       EndOfDecode(Decode_UNDEF);
        when Constraint_NOP         EndOfDecode(Decode_NOP);
```

LDTNP has the same CONSTRAINED UNPREDICTABLE behavior as LDNP. See *Architectural Constraints on UNPREDICTABLE behaviors*, and particularly *LDNP*.

Assembler Symbols

- <Xt1> Is the 64-bit name of the first general-purpose register to be transferred, encoded in the "Rt" field.
- <Xt2> Is the 64-bit name of the second general-purpose register to be transferred, encoded in the "Rt2" field.
- <Xn|SP> Is the 64-bit name of the general-purpose base register or stack pointer, encoded in the "Rn" field.
- <imm> Is the optional signed immediate byte offset, a multiple of 8 in the range -512 to 504, defaulting to 0 and encoded in the "imm7" field as <imm>/8.

Operation

```
bits(64) address;
bits(64) address2;
constant integer dbytes = datasize DIV 8;
bits(datasize) data1;
bits(datasize) data2;
constant boolean privileged = AArch64.IsUnprivAccessPriv();
constant AccessDescriptor accdesc = CreateAccDescGPR(MemOp\_LOAD, nontemporal, privileged,
tagchecked);

if n == 31 then
    CheckSPAlignment();
    address = SP[64];
else
    address = X[n, 64];

address = AddressAdd(address, offset, accdesc);

if accdesc.ispair then
    constant bits(2*datasize) full_data = Mem[address, 2 * dbytes, accdesc];
    if BigEndian(accdesc.acctype) then
        data2 = full_data<(datasize-1):0>;
        data1 = full_data<(2*datasize-1):datasize>;
    else
        data1 = full_data<(datasize-1):0>;
        data2 = full_data<(2*datasize-1):datasize>;
else
    address2 = AddressIncrement(address, dbytes, accdesc);
    data1 = Mem[address, dbytes, accdesc];
    data2 = Mem[address2, dbytes, accdesc];
if rt_unknown then
    data1 = bits(datasize) UNKNOWN;
    data2 = bits(datasize) UNKNOWN;
X[t, datasize] = data1;
X[t2, datasize] = data2;
```

Operational information

If PSTATE.DIT is 1, the timing of this instruction is insensitive to the value of the data being loaded or stored.

Internal version only: aarchmrs v2025-03_rel, pseudocode v2025-03_rel ; Build timestamp: 2025-03-21T17:41

Copyright © 2010-2025 Arm Limited or its affiliates. All rights reserved. This document is Non-Confidential.

LDTP

Load unprivileged pair of registers

This instruction calculates an address from a base register value and an immediate offset, loads two 64-bit doublewords from memory, and writes them to two registers.

Explicit Memory effects produced by the instruction behave as if the instruction was executed at EL0 if the *Effective value* of PSTATE.UAO is 0 and either:

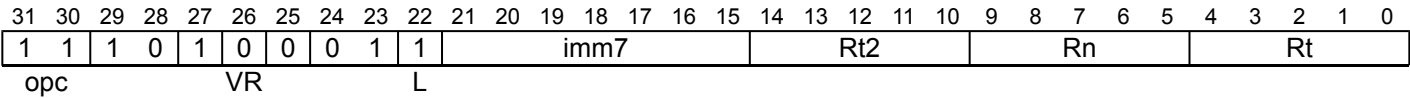
- The instruction is executed at EL1.
- The instruction is executed at EL2 when the *Effective value* of HCR_EL2.{E2H, TGE} is {1, 1}.

Otherwise, the Explicit Memory effects operate with the restrictions determined by the Exception level at which the instruction is executed.

For information about addressing modes, see *Load/Store addressing modes*.

It has encodings from 3 classes: [Post-index](#) , [Pre-index](#) and [Signed offset](#)

Post-index
(FEAT_LSUI)



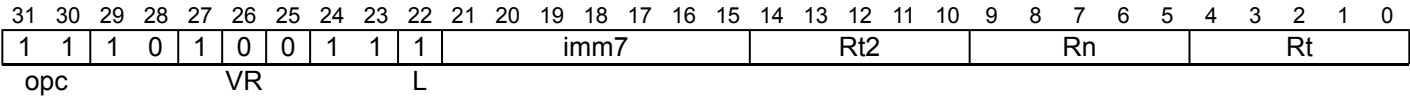
Encoding

```
LDTP <Xt1>, <Xt2>, [<Xn|SP>], #<imm>
```

Decode for this encoding

```
if !IsFeatureImplemented(FEAT_LSUI) then EndOfDecode(Decode_UNDEF);
boolean wback = TRUE;
constant boolean postindex = TRUE;
```

Pre-index
(FEAT_LSUI)



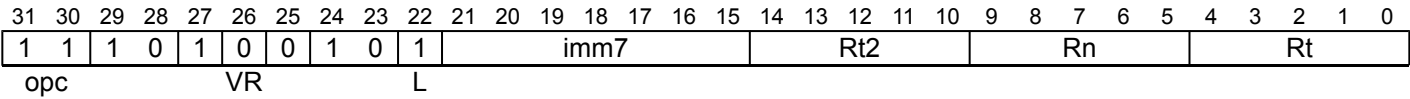
Encoding

```
LDTP <Xt1>, <Xt2>, [<Xn|SP>, #<imm>]!
```

Decode for this encoding

```
if !IsFeatureImplemented(FEAT_LSUI) then EndOfDecode(Decode_UNDEF);
boolean wback = TRUE;
constant boolean postindex = FALSE;
```

Signed offset
(FEAT_LSUI)



Encoding

```
LDTP <Xt1>, <Xt2>, [<Xn|SP>{, #<imm>}]
```

Decode for this encoding

```
if !IsFeatureImplemented(FEAT_LSUI) then EndOfDecode(Decode_UNDEF);
boolean wback = FALSE;
constant boolean postindex = FALSE;
```

LDTP has the same CONSTRAINED UNPREDICTABLE behavior as LDP. See [Architectural Constraints on UNPREDICTABLE behaviors](#), and particularly [LDP](#).

Assembler Symbols

<Xt1>	Is the 64-bit name of the first general-purpose register to be transferred, encoded in the "Rt" field.
<Xt2>	Is the 64-bit name of the second general-purpose register to be transferred, encoded in the "Rt2" field.
<Xn SP>	Is the 64-bit name of the general-purpose base register or stack pointer, encoded in the "Rn" field.
<imm>	For the "Post-index" and "Pre-index" variants: is the signed immediate byte offset, a multiple of 8 in the range -512 to 504, encoded in the "imm7" field as <imm>/8. For the "Signed offset" variant: is the optional signed immediate byte offset, a multiple of 8 in the range -512 to 504, defaulting to 0 and encoded in the "imm7" field as <imm>/8.

Shared Decode

```
constant integer t = UInt(Rt);
constant integer t2 = UInt(Rt2);
constant integer n = UInt(Rn);
constant boolean nontemporal = FALSE;
constant integer scale = 2 + UInt(opc<1>);
constant integer datasize = 64;
constant bits(64) offset = LSL(SignExtend(imm7, 64), scale);
constant boolean tagchecked = wback || n != 31;

boolean rt_unknown = FALSE;
boolean wb_unknown = FALSE;

if wback && (t == n || t2 == n) && n != 31 then
    constant Constraint c = ConstrainUnpredictable(Unpredictable WBOVERLAPLD);
    assert c IN {Constraint WBSUPPRESS, Constraint UNKNOWN, Constraint UNDEF, Constraint NOP};
    case c of
        when Constraint WBSUPPRESS wback = FALSE; // Writeback is suppressed
        when Constraint UNKNOWN wb_unknown = TRUE; // Writeback is UNKNOWN
        when Constraint UNDEF EndOfDecode(Decode_UNDEF);
        when Constraint NOP EndOfDecode(Decode_NOP);

if t == t2 then
    constant Constraint c = ConstrainUnpredictable(Unpredictable LDPOVERLAP);
    assert c IN {Constraint UNKNOWN, Constraint UNDEF, Constraint NOP};
    case c of
        when Constraint UNKNOWN rt_unknown = TRUE; // Result is UNKNOWN
        when Constraint UNDEF EndOfDecode(Decode_UNDEF);
        when Constraint NOP EndOfDecode(Decode_NOP);
```

Operation

```
bits(64) address;
bits(64) address2;
bits(datasize) data1;
bits(datasize) data2;
constant integer dbytes = datasize DIV 8;

constant boolean privileged = AArch64.IsUnprivAccessPriv();
constant AccessDescriptor accdesc = CreateAccDescGPR(MemOp\_LOAD, nontemporal, privileged,
tagchecked);

if n == 31 then
    CheckSPAlignment();
    address = SP[64];
else
    address = X[n, 64];

if !postindex then
    address = AddressAdd(address, offset, accdesc);

if accdesc.ispair then
    constant bits(2*datasize) full_data = Mem[address, 2 * dbytes, accdesc];
    if BigEndian(accdesc.acctype) then
        data2 = full_data<(datasize-1):0>;
        data1 = full_data<(2*datasize-1):datasize>;
    else
        data1 = full_data<(datasize-1):0>;
        data2 = full_data<(2*datasize-1):datasize>;
else
    address2 = AddressIncrement(address, dbytes, accdesc);
    data1 = Mem[address, dbytes, accdesc];
    data2 = Mem[address2, dbytes, accdesc];

if rt_unknown then
    data1 = bits(datasize) UNKNOWN;
    data2 = bits(datasize) UNKNOWN;

X[t, datasize] = data1;
X[t2, datasize] = data2;

if wback then
    if wb_unknown then
        address = bits(64) UNKNOWN;
    elsif postindex then
        address = AddressAdd(address, offset, accdesc);
    if n == 31 then
        SP[64] = address;
    else
        X[n, 64] = address;
```

Operational information

If PSTATE.DIT is 1, the timing of this instruction is insensitive to the value of the data being loaded or stored.

Internal version only: aarchmrs v2025-03_rel, pseudocode v2025-03_rel ; Build timestamp: 2025-03-21T17:41

Copyright © 2010-2025 Arm Limited or its affiliates. All rights reserved. This document is Non-Confidential.

LDTR

Load register (unprivileged)

This instruction loads a word or doubleword from memory, and writes it to a register. The address that is used for the load is calculated from a base register and an immediate offset.

Explicit Memory effects produced by the instruction behave as if the instruction was executed at EL0 if the *Effective value* of PSTATE.UAO is 0 and either:

- The instruction is executed at EL1.
- The instruction is executed at EL2 when the *Effective value* of HCR_EL2.{E2H, TGE} is {1, 1}.

Otherwise, the Explicit Memory effects operate with the restrictions determined by the Exception level at which the instruction is executed.

For information about addressing modes, see *Load/Store addressing modes*.

31	30	29	28	27	26	25	24	23	22	21	20	19	18	17	16	15	14	13	12	11	10	9	8	7	6	5	4	3	2	1	0
1	x	1	1	1	0	0	0	0	1	0	imm9									1	0	Rn				Rt					
size		VR				opc																									

Encoding for the 32-bit variant

Applies when (size == 10)

```
LDTR <Wt>, [<Xn|SP>{, #<sim>}]
```

Encoding for the 64-bit variant

Applies when (size == 11)

```
LDTR <Xt>, [<Xn|SP>{, #<sim>}]
```

Decode for all variants of this encoding

```
constant integer scale = UInt(size);
constant bits(64) offset = SignExtend(imm9, 64);
```

Assembler Symbols

- <Wt> Is the 32-bit name of the general-purpose register to be transferred, encoded in the "Rt" field.
- <Xn|SP> Is the 64-bit name of the general-purpose base register or stack pointer, encoded in the "Rn" field.
- <sim> Is the optional signed immediate byte offset, in the range -256 to 255, defaulting to 0 and encoded in the "imm9" field.
- <Xt> Is the 64-bit name of the general-purpose register to be transferred, encoded in the "Rt" field.

Shared Decode

```
constant integer t = UInt(Rt);
constant integer n = UInt(Rn);

constant integer datasize = 8 << scale;
constant integer regsize = if datasize == 64 then 64 else 32;
constant boolean nontemporal = FALSE;
constant boolean tagchecked = n != 31;
```

Operation

```
bits(64) address;

constant boolean privileged = AArch64.IsUnprivAccessPriv\(\);
constant AccessDescriptor accdesc = CreateAccDescGPR(MemOp\_LOAD, nontemporal, privileged,
                                                    tagchecked);

if n == 31 then
    CheckSPAlignment();
    address = SP[64];
else
    address = X[n, 64];

address = AddressAdd(address, offset, accdesc);

constant bits(datasize) data = Mem[address, datasize DIV 8, accdesc];
X[t, regsize] = ZeroExtend(data, regsize);
```

Operational information

If PSTATE.DIT is 1, the timing of this instruction is insensitive to the value of the data being loaded or stored.

Internal version only: aarchmrs v2025-03_rel, pseudocode v2025-03_rel ; Build timestamp: 2025-03-21T17:41

Copyright © 2010-2025 Arm Limited or its affiliates. All rights reserved. This document is Non-Confidential.

LDTRB

Load register byte (unprivileged)

This instruction loads a byte from memory, zero-extends it, and writes the result to a register. The address that is used for the load is calculated from a base register and an immediate offset.

Explicit Memory effects produced by the instruction behave as if the instruction was executed at EL0 if the *Effective value* of PSTATE.UAO is 0 and either:

- The instruction is executed at EL1.
- The instruction is executed at EL2 when the *Effective value* of HCR_EL2.{E2H, TGE} is {1, 1}.

Otherwise, the Explicit Memory effects operate with the restrictions determined by the Exception level at which the instruction is executed.

For information about addressing modes, see *Load/Store addressing modes*.

31	30	29	28	27	26	25	24	23	22	21	20	19	18	17	16	15	14	13	12	11	10	9	8	7	6	5	4	3	2	1	0
0	0	1	1	1	0	0	0	0	1	0	imm9									1	0	Rn				Rt					
size				VR				opc																							

Encoding

```
LDTRB <Wt>, [<Xn|SP>{, #<sim>}]
```

Decode for this encoding

```
constant bits(64) offset = SignExtend(imm9, 64);
```

Assembler Symbols

- <Wt>

Is the 32-bit name of the general-purpose register to be transferred, encoded in the "Rt" field.
- <Xn|SP>

Is the 64-bit name of the general-purpose base register or stack pointer, encoded in the "Rn" field.
- <sim>

Is the optional signed immediate byte offset, in the range -256 to 255, defaulting to 0 and encoded in the "imm9" field.

Shared Decode

```
constant integer t = UInt(Rt);
constant integer n = UInt(Rn);

constant integer datasize = 8;
constant boolean nontemporal = FALSE;
constant boolean tagchecked = n != 31;
```

Operation

```
bits(64) address;

constant boolean privileged = AArch64.IsUnprivAccessPriv();
constant AccessDescriptor accdesc = CreateAccDescGPR(MemOp_LOAD, nontemporal, privileged, tagchecked);

if n == 31 then
    CheckSPAlignment();
    address = SP[64];
else
    address = X[n, 64];

address = AddressAdd(address, offset, accdesc);

constant bits(datasize) data = Mem[address, datasize DIV 8, accdesc];
X[t, 32] = ZeroExtend(data, 32);
```

Operational information

If PSTATE.DIT is 1, the timing of this instruction is insensitive to the value of the data being loaded or stored.

Internal version only: aarchmrs v2025-03_rel, pseudocode v2025-03_rel ; Build timestamp: 2025-03-21T17:41

Copyright © 2010-2025 Arm Limited or its affiliates. All rights reserved. This document is Non-Confidential.

LDTRH

Load register halfword (unprivileged)

This instruction loads a halfword from memory, zero-extends it, and writes the result to a register. The address that is used for the load is calculated from a base register and an immediate offset.

Explicit Memory effects produced by the instruction behave as if the instruction was executed at EL0 if the *Effective value* of PSTATE.UAO is 0 and either:

- The instruction is executed at EL1.
- The instruction is executed at EL2 when the *Effective value* of HCR_EL2.{E2H, TGE} is {1, 1}.

Otherwise, the Explicit Memory effects operate with the restrictions determined by the Exception level at which the instruction is executed.

For information about addressing modes, see *Load/Store addressing modes*.

31	30	29	28	27	26	25	24	23	22	21	20	19	18	17	16	15	14	13	12	11	10	9	8	7	6	5	4	3	2	1	0
0	1	1	1	1	0	0	0	0	1	0	imm9									1	0	Rn				Rt					
size				VR				opc																							

Encoding

```
LDTRH <Wt>, [<Xn|SP>{, #<sim>}]
```

Decode for this encoding

```
constant bits(64) offset = SignExtend(imm9, 64);
```

Assembler Symbols

- <Wt> Is the 32-bit name of the general-purpose register to be transferred, encoded in the "Rt" field.
- <Xn|SP> Is the 64-bit name of the general-purpose base register or stack pointer, encoded in the "Rn" field.
- <sim> Is the optional signed immediate byte offset, in the range -256 to 255, defaulting to 0 and encoded in the "imm9" field.

Shared Decode

```
constant integer t = UInt(Rt);
constant integer n = UInt(Rn);

constant integer datasize = 16;
constant boolean nontemporal = FALSE;
constant boolean tagchecked = n != 31;
```

Operation

```
bits(64) address;

constant boolean privileged = AArch64.IsUnprivAccessPriv();
constant AccessDescriptor accdesc = CreateAccDescGPR(MemOp_LOAD, nontemporal, privileged, tagchecked);

if n == 31 then
    CheckSPAlignment();
    address = SP[64];
else
    address = X[n, 64];

address = AddressAdd(address, offset, accdesc);

constant bits(datasize) data = Mem[address, datasize DIV 8, accdesc];
X[t, 32] = ZeroExtend(data, 32);
```

Operational information

If PSTATE.DIT is 1, the timing of this instruction is insensitive to the value of the data being loaded or stored.

Internal version only: aarchmrs v2025-03_rel, pseudocode v2025-03_rel ; Build timestamp: 2025-03-21T17:41

Copyright © 2010-2025 Arm Limited or its affiliates. All rights reserved. This document is Non-Confidential.

LDTRSB

Load register signed byte (unprivileged)

This instruction loads a byte from memory, sign-extends it to 32 bits or 64 bits, and writes the result to a register. The address that is used for the load is calculated from a base register and an immediate offset.

Explicit Memory effects produced by the instruction behave as if the instruction was executed at EL0 if the *Effective value* of PSTATE.UAO is 0 and either:

- The instruction is executed at EL1.
- The instruction is executed at EL2 when the *Effective value* of HCR_EL2.{E2H, TGE} is {1, 1}.

Otherwise, the Explicit Memory effects operate with the restrictions determined by the Exception level at which the instruction is executed.

For information about addressing modes, see *Load/Store addressing modes*.

31	30	29	28	27	26	25	24	23	22	21	20	19	18	17	16	15	14	13	12	11	10	9	8	7	6	5	4	3	2	1	0
0	0	1	1	1	0	0	0	1	x	0	imm9									1	0	Rn				Rt					
size				VR				opc																							

Encoding for the 32-bit variant

Applies when (opc == 11)

```
LDTRSB <Wt>, [<Xn|SP>{, #<simm>}]
```

Encoding for the 64-bit variant

Applies when (opc == 10)

```
LDTRSB <Xt>, [<Xn|SP>{, #<simm>}]
```

Decode for all variants of this encoding

```
constant bits(64) offset = SignExtend(imm9, 64);
```

Assembler Symbols

- <Wt>

Is the 32-bit name of the general-purpose register to be transferred, encoded in the "Rt" field.
- <Xn|SP>

Is the 64-bit name of the general-purpose base register or stack pointer, encoded in the "Rn" field.
- <simm>

Is the optional signed immediate byte offset, in the range -256 to 255, defaulting to 0 and encoded in the "imm9" field.
- <Xt>

Is the 64-bit name of the general-purpose register to be transferred, encoded in the "Rt" field.

Shared Decode

```
constant integer t = UInt(Rt);
constant integer n = UInt(Rn);

constant integer datasize = 8;
constant integer regsize = 64 >> UInt(opc<0>);
constant boolean nontemporal = FALSE;
constant boolean tagchecked = n != 31;
```

Operation

```
bits(64) address;

constant boolean privileged = AArch64.IsUnprivAccessPriv();
constant AccessDescriptor accdesc = CreateAccDescGPR(MemOp\_LOAD, nontemporal, privileged,
                                                    tagchecked);

if n == 31 then
    CheckSPAlignment();
    address = SP[64];
else
    address = X[n, 64];

address = AddressAdd(address, offset, accdesc);

constant bits(datasize) data = Mem[address, datasize DIV 8, accdesc];
X[t, regsize] = SignExtend(data, regsize);
```

Operational information

If PSTATE.DIT is 1, the timing of this instruction is insensitive to the value of the data being loaded or stored.

Internal version only: aarchmrs v2025-03_rel, pseudocode v2025-03_rel ; Build timestamp: 2025-03-21T17:41

Copyright © 2010-2025 Arm Limited or its affiliates. All rights reserved. This document is Non-Confidential.

LDTRSH

Load register signed halfword (unprivileged)

This instruction loads a halfword from memory, sign-extends it to 32 bits or 64 bits, and writes the result to a register. The address that is used for the load is calculated from a base register and an immediate offset.

Explicit Memory effects produced by the instruction behave as if the instruction was executed at EL0 if the *Effective value* of PSTATE.UAO is 0 and either:

- The instruction is executed at EL1.
- The instruction is executed at EL2 when the *Effective value* of HCR_EL2.{E2H, TGE} is {1, 1}.

Otherwise, the Explicit Memory effects operate with the restrictions determined by the Exception level at which the instruction is executed.

For information about addressing modes, see *Load/Store addressing modes*.

31	30	29	28	27	26	25	24	23	22	21	20	19	18	17	16	15	14	13	12	11	10	9	8	7	6	5	4	3	2	1	0
0	1	1	1	1	0	0	0	1	x	0	imm9									1	0	Rn				Rt					
size				VR				opc																							

Encoding for the 32-bit variant

Applies when (opc == 11)

```
LDTRSH <Wt>, [<Xn|SP>{, #<simm>}]
```

Encoding for the 64-bit variant

Applies when (opc == 10)

```
LDTRSH <Xt>, [<Xn|SP>{, #<simm>}]
```

Decode for all variants of this encoding

```
constant bits(64) offset = SignExtend(imm9, 64);
```

Assembler Symbols

- <Wt> Is the 32-bit name of the general-purpose register to be transferred, encoded in the "Rt" field.
- <Xn|SP> Is the 64-bit name of the general-purpose base register or stack pointer, encoded in the "Rn" field.
- <simm> Is the optional signed immediate byte offset, in the range -256 to 255, defaulting to 0 and encoded in the "imm9" field.
- <Xt> Is the 64-bit name of the general-purpose register to be transferred, encoded in the "Rt" field.

Shared Decode

```
constant integer t = UInt(Rt);
constant integer n = UInt(Rn);

constant integer datasize = 16;
constant integer regsize = 64 >> UInt(opc<0>);
constant boolean nontemporal = FALSE;
constant boolean tagchecked = n != 31;
```

Operation

```
bits(64) address;

constant boolean privileged = AArch64.IsUnprivAccessPriv();
constant AccessDescriptor accdesc = CreateAccDescGPR(MemOp\_LOAD, nontemporal, privileged,
                                                    tagchecked);

if n == 31 then
    CheckSPAlignment();
    address = SP[64];
else
    address = X[n, 64];

address = AddressAdd(address, offset, accdesc);

constant bits(datasize) data = Mem[address, datasize DIV 8, accdesc];
X[t, regsize] = SignExtend(data, regsize);
```

Operational information

If PSTATE.DIT is 1, the timing of this instruction is insensitive to the value of the data being loaded or stored.

Internal version only: aarchmrs v2025-03_rel, pseudocode v2025-03_rel ; Build timestamp: 2025-03-21T17:41

Copyright © 2010-2025 Arm Limited or its affiliates. All rights reserved. This document is Non-Confidential.

LDTRSW

Load register signed word (unprivileged)

This instruction loads a word from memory, sign-extends it to 64 bits, and writes the result to a register. The address that is used for the load is calculated from a base register and an immediate offset.

Explicit Memory effects produced by the instruction behave as if the instruction was executed at EL0 if the *Effective value* of PSTATE.UAO is 0 and either:

- The instruction is executed at EL1.
- The instruction is executed at EL2 when the *Effective value* of HCR_EL2.{E2H, TGE} is {1, 1}.

Otherwise, the Explicit Memory effects operate with the restrictions determined by the Exception level at which the instruction is executed.

For information about addressing modes, see *Load/Store addressing modes*.

31	30	29	28	27	26	25	24	23	22	21	20	19	18	17	16	15	14	13	12	11	10	9	8	7	6	5	4	3	2	1	0
1	0	1	1	1	0	0	0	1	0	0	imm9									1	0	Rn				Rt					
size				VR				opc																							

Encoding

LDTRSW <Xt>, [<Xn|SP>{, #<simm>}]

Decode for this encoding

```
constant bits(64) offset = SignExtend(imm9, 64);
```

Assembler Symbols

- <Xt>
- Is the 64-bit name of the general-purpose register to be transferred, encoded in the "Rt" field.
- <Xn|SP>
- Is the 64-bit name of the general-purpose base register or stack pointer, encoded in the "Rn" field.
- <simm>
- Is the optional signed immediate byte offset, in the range -256 to 255, defaulting to 0 and encoded in the "imm9" field.

Shared Decode

```
constant integer t = UInt(Rt);
constant integer n = UInt(Rn);

constant integer datasize = 32;
constant boolean nontemporal = FALSE;
constant boolean tagchecked = n != 31;
```

Operation

```
bits(64) address;

constant boolean privileged = AArch64.IsUnprivAccessPriv();
constant AccessDescriptor accdesc = CreateAccDescGPR(MemOp_LOAD, nontemporal, privileged,
                                                    tagchecked);

if n == 31 then
    CheckSPAlignment();
    address = SP[64];
else
    address = X[n, 64];

address = AddressAdd(address, offset, accdesc);

constant bits(datasize) data = Mem[address, datasize DIV 8, accdesc];
X[t, 64] = SignExtend(data, 64);
```

Operational information

If PSTATE.DIT is 1, the timing of this instruction is insensitive to the value of the data being loaded or stored.

Internal version only: aarchmrs v2025-03_rel, pseudocode v2025-03_rel ; Build timestamp: 2025-03-21T17:41

Copyright © 2010-2025 Arm Limited or its affiliates. All rights reserved. This document is Non-Confidential.

LDTSET, LDTSETA, LDTSETAL, LDTSETL

Atomic bit set unprivileged

This instruction atomically loads a 32-bit word or 64-bit doubleword from memory, performs a bitwise OR with the value held in a register on it, and stores the result back to memory. The value initially loaded from memory is returned in the destination register.

- If the destination register is not one of WZR, or XZR, LDTSETA and LDTSETAL load from memory with acquire semantics.
- LDTSETL and LDTSETAL store to memory with release semantics.
- LDTSET has neither acquire nor release semantics.

For more information about memory ordering semantics, see *Load-Acquire, Store-Release*.

For information about addressing modes, see *Load/Store addressing modes*.

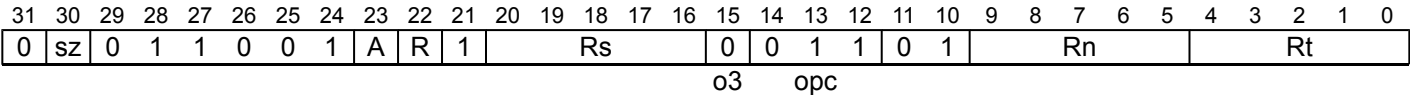
Explicit Memory effects produced by the instruction behave as if the instruction was executed at EL0 if the *Effective value* of PSTATE.UAO is 0 and either:

- The instruction is executed at EL1.
- The instruction is executed at EL2 when the *Effective value* of HCR_EL2.{E2H, TGE} is {1, 1}.

Otherwise, the Explicit Memory effects operate with the restrictions determined by the Exception level at which the instruction is executed.

This instruction is used by the alias [STTSET, STTSETL](#).

Integer
(FEAT_LSUI)



Encoding for the 32-bit no memory ordering variant

Applies when (sz == 0 && A == 0 && R == 0)

LDTSET <Ws>, <Wt>, [<Xn|SP>]

Encoding for the 32-bit acquire variant

Applies when (sz == 0 && A == 1 && R == 0)

LDTSETA <Ws>, <Wt>, [<Xn|SP>]

Encoding for the 32-bit acquire-release variant

Applies when (sz == 0 && A == 1 && R == 1)

LDTSETAL <Ws>, <Wt>, [<Xn|SP>]

Encoding for the 32-bit release variant

Applies when (sz == 0 && A == 0 && R == 1)

LDTSETL <Ws>, <Wt>, [<Xn|SP>]

Encoding for the 64-bit no memory ordering variant

Applies when (sz == 1 && A == 0 && R == 0)

LDTSET <Xs>, <Xt>, [<Xn|SP>]

Encoding for the 64-bit acquire variant

Applies when (sz == 1 && A == 1 && R == 0)

LDTSETA <Xs>, <Xt>, [<Xn|SP>]

Encoding for the 64-bit acquire-release variant

Applies when (sz == 1 && A == 1 && R == 1)

LDTSETAL <Xs>, <Xt>, [<Xn|SP>]

Encoding for the 64-bit release variant

Applies when (sz == 1 && A == 0 && R == 1)

LDTSETL <Xs>, <Xt>, [<Xn|SP>]

Decode for all variants of this encoding

```
if !IsFeatureImplemented(FEAT_LSUI) then EndOfDecode(Decode_UNDEF);
constant integer s = UInt(Rs);
constant integer t = UInt(Rt);
constant integer n = UInt(Rn);

constant integer datasize = 32 << UInt(sz);
constant integer regsize = if datasize == 64 then 64 else 32;

constant boolean acquire = A == '1' && Rt != '11111';
constant boolean release = R == '1';
constant boolean tagchecked = n != 31;
```

Assembler Symbols

- <Ws> Is the 32-bit name of the general-purpose register holding the data value to be operated on with the contents of the memory location, encoded in the "Rs" field.
- <Wt> Is the 32-bit name of the general-purpose register to be loaded, encoded in the "Rt" field.
- <Xn|SP> Is the 64-bit name of the general-purpose base register or stack pointer, encoded in the "Rn" field.
- <Xs> Is the 64-bit name of the general-purpose register holding the data value to be operated on with the contents of the memory location, encoded in the "Rs" field.
- <Xt> Is the 64-bit name of the general-purpose register to be loaded, encoded in the "Rt" field.

Alias Conditions

Alias	Is preferred when
STTSET, STTSETL	A == '0' && Rt == '11111'

Operation

```
bits(64) address;

constant boolean privileged = AArch64.IsUnprivAccessPriv();
constant AccessDescriptor accdesc = CreateAccDescAtomicOp(MemAtomicOp\_ORR, acquire, release,
tagchecked, privileged);

if n == 31 then
    CheckSPAlignment();
    address = SP[64];
else
    address = X[n, 64];

constant bits(datasize) comparevalue = bits(datasize) UNKNOWN; // Irrelevant when not executing CAS
constant bits(datasize) value = X[s, datasize];
constant bits(datasize) data = MemAtomic(address, comparevalue, value, accdesc);

if t != 31 then
    X[t, regsize] = ZeroExtend(data, regsize);
```

Operational information

If PSTATE.DIT is 1, the timing of this instruction is insensitive to the value of the data being loaded or stored.

Internal version only: aarchmrs v2025-03_rel, pseudocode v2025-03_rel ; Build timestamp: 2025-03-21T17:41

Copyright © 2010-2025 Arm Limited or its affiliates. All rights reserved. This document is Non-Confidential.

LDTXR

Load unprivileged exclusive register

This instruction derives an address from a base register value, loads a 32-bit word or a 64-bit doubleword from memory, and writes it to a register. The memory access is atomic. The PE marks the physical address being accessed as an exclusive access. This exclusive access mark is checked by Store Exclusive instructions. See [Synchronization and semaphores](#).

Explicit Memory effects produced by the instruction behave as if the instruction was executed at EL0 if the [Effective value](#) of PSTATE.UAO is 0 and either:

- The instruction is executed at EL1.
- The instruction is executed at EL2 when the [Effective value](#) of HCR_EL2.{E2H, TGE} is {1, 1}.

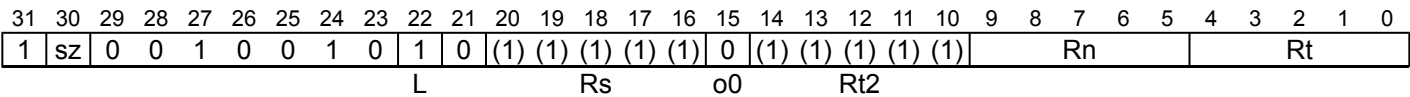
Otherwise, the Explicit Memory effects operate with the restrictions determined by the Exception level at which the instruction is executed.

Note

For the purposes of the Exclusives monitors, and the forward progress guarantees for Load-Exclusive and Store-Exclusive loops, LDTXR is equivalent to LDXR.

For information about addressing modes, see [Load/Store addressing modes](#).

No offset (FEAT_LSUI)



Encoding for the 32-bit variant

Applies when (sz == 0)

LDTXR <Wt>, [<Xn|SP>{, #0}]

Encoding for the 64-bit variant

Applies when (sz == 1)

LDTXR <Xt>, [<Xn|SP>{, #0}]

Decode for all variants of this encoding

```
if !IsFeatureImplemented(FEAT_LSUI) then EndOfDecode(Decode_UNDEF);
constant integer t = UInt(Rt);
constant integer n = UInt(Rn);

constant integer elsize = 32 << UInt(sz);
constant integer regsize = if elsize == 64 then 64 else 32;
constant boolean acqrel = FALSE;
constant boolean tagchecked = n != 31;
```

Assembler Symbols

- <Wt> Is the 32-bit name of the general-purpose register to be transferred, encoded in the "Rt" field.
- <Xn|SP> Is the 64-bit name of the general-purpose base register or stack pointer, encoded in the "Rn" field.
- <Xt> Is the 64-bit name of the general-purpose register to be transferred, encoded in the "Rt" field.

Operation

```
bits(64) address;
bits(elsize) data;

constant integer dbytes = elsize DIV 8;
constant boolean privileged = AArch64.IsUnprivAccessPriv();
constant AccessDescriptor accdesc = CreateAccDescExLDST(MemOp\_LOAD, acqrel, tagchecked,
                                                    privileged);

if n == 31 then
    CheckSPAlignment();
    address = SP[64];
else
    address = X[n, 64];

AArch64.SetExclusiveMonitors(address, dbytes);

data = Mem[address, dbytes, accdesc];
X[t, regsize] = ZeroExtend(data, regsize);
```

Operational information

If PSTATE.DIT is 1, the timing of this instruction is insensitive to the value of the data being loaded or stored.

Internal version only: aarchmrs v2025-03_rel, pseudocode v2025-03_rel ; Build timestamp: 2025-03-21T17:41

Copyright © 2010-2025 Arm Limited or its affiliates. All rights reserved. This document is Non-Confidential.

LDUMAX, LDUMAXA, LDUMAXAL, LDUMAXL

Atomic unsigned maximum on word or doubleword in memory

This instruction atomically loads a 32-bit word or 64-bit doubleword from memory, compares it against the value held in a register, and stores the larger value back to memory, treating the values as unsigned numbers. The value initially loaded from memory is returned in the destination register.

- If the destination register is not one of WZR or XZR, LDUMAXA and LDUMAXAL load from memory with acquire semantics.
- LDUMAXL and LDUMAXAL store to memory with release semantics.
- LDUMAX has neither acquire nor release semantics.

For more information about memory ordering semantics, see *Load-Acquire, Store-Release*.

For information about addressing modes, see *Load/Store addressing modes*.

This instruction is used by the alias [STUMAX, STUMAXL](#).

Integer (FEAT_LSE)

31	30	29	28	27	26	25	24	23	22	21	20	19	18	17	16	15	14	13	12	11	10	9	8	7	6	5	4	3	2	1	0
1	x	1	1	1	0	0	0	A	R	1	Rs				0	1	1	0	0	0	Rn				Rt						
size				VR								o3				opc															

Encoding for the 32-bit no memory ordering variant

Applies when (size == 10 && A == 0 && R == 0)

LDUMAX <Ws>, <Wt>, [<Xn|SP>]

Encoding for the 32-bit acquire variant

Applies when (size == 10 && A == 1 && R == 0)

LDUMAXA <Ws>, <Wt>, [<Xn|SP>]

Encoding for the 32-bit acquire-release variant

Applies when (size == 10 && A == 1 && R == 1)

LDUMAXAL <Ws>, <Wt>, [<Xn|SP>]

Encoding for the 32-bit release variant

Applies when (size == 10 && A == 0 && R == 1)

LDUMAXL <Ws>, <Wt>, [<Xn|SP>]

Encoding for the 64-bit no memory ordering variant

Applies when (size == 11 && A == 0 && R == 0)

LDUMAX <Xs>, <Xt>, [<Xn|SP>]

Encoding for the 64-bit acquire variant

Applies when (size == 11 && A == 1 && R == 0)

LDUMAXA <Xs>, <Xt>, [<Xn|SP>]

Encoding for the 64-bit acquire-release variant

Applies when (size == 11 && A == 1 && R == 1)

LDUMAXAL <Xs>, <Xt>, [<Xn|SP>]

Encoding for the 64-bit release variant

Applies when (size == 11 && A == 0 && R == 1)

LDUMAXL <Xs>, <Xt>, [<Xn|SP>]

Decode for all variants of this encoding

```
if !IsFeatureImplemented(FEAT_LSE) then EndOfDecode(Decode_UNDEF);
constant integer s = UInt(Rs);
constant integer t = UInt(Rt);
constant integer n = UInt(Rn);

constant integer datasize = 8 << UInt(size);
constant integer regsize = if datasize == 64 then 64 else 32;

constant boolean acquire = A == '1' && Rt != '11111';
constant boolean release = R == '1';
constant boolean tagchecked = n != 31;
```

Assembler Symbols

- <Ws> Is the 32-bit name of the general-purpose register holding the data value to be operated on with the contents of the memory location, encoded in the "Rs" field.
- <Wt> Is the 32-bit name of the general-purpose register to be loaded, encoded in the "Rt" field.
- <Xn|SP> Is the 64-bit name of the general-purpose base register or stack pointer, encoded in the "Rn" field.
- <Xs> Is the 64-bit name of the general-purpose register holding the data value to be operated on with the contents of the memory location, encoded in the "Rs" field.
- <Xt> Is the 64-bit name of the general-purpose register to be loaded, encoded in the "Rt" field.

Alias Conditions

Alias	Is preferred when
STUMAX, STUMAXL	A == '0' && Rt == '11111'

Operation

```
bits(64) address;

constant boolean privileged = PSTATE.EL != EL0;
constant AccessDescriptor accdesc = CreateAccDescAtomicOp(MemAtomicOp_UMAX, acquire, release, tagchecked, privileged);

if n == 31 then
    CheckSPAlignment();
    address = SP[64];
else
    address = X[n, 64];

constant bits(datasize) comparevalue = bits(datasize) UNKNOWN; // Irrelevant when not executing CAS
constant bits(datasize) value = X[s, datasize];
constant bits(datasize) data = MemAtomic(address, comparevalue, value, accdesc);

if t != 31 then
    X[t, regsize] = ZeroExtend(data, regsize);
```

Operational information

If PSTATE.DIT is 1, the timing of this instruction is insensitive to the value of the data being loaded or stored.

LDUMAXB, LDUMAXAB, LDUMAXALB, LDUMAXLB

Atomic unsigned maximum on byte in memory

This instruction atomically loads an 8-bit byte from memory, compares it against the value held in a register, and stores the larger value back to memory, treating the values as unsigned numbers. The value initially loaded from memory is returned in the destination register.

- If the destination register is not WZR, LDUMAXAB and LDUMAXALB load from memory with acquire semantics.
- LDUMAXLB and LDUMAXALB store to memory with release semantics.
- LDUMAXB has neither acquire nor release semantics.

For more information about memory ordering semantics, see *Load-Acquire, Store-Release*.

For information about addressing modes, see *Load/Store addressing modes*.

This instruction is used by the alias [STUMAXB, STUMAXLB](#).

Integer (FEAT_LSE)

31	30	29	28	27	26	25	24	23	22	21	20	19	18	17	16	15	14	13	12	11	10	9	8	7	6	5	4	3	2	1	0
0	0	1	1	1	0	0	0	A	R	1	Rs				0	1	1	0	0	0	Rn				Rt						
size				VR								o3				opc															

Encoding for the No memory ordering variant

Applies when (A == 0 && R == 0)

LDUMAXB <Ws>, <Wt>, [<Xn|SP>]

Encoding for the Acquire variant

Applies when (A == 1 && R == 0)

LDUMAXAB <Ws>, <Wt>, [<Xn|SP>]

Encoding for the Acquire-release variant

Applies when (A == 1 && R == 1)

LDUMAXALB <Ws>, <Wt>, [<Xn|SP>]

Encoding for the Release variant

Applies when (A == 0 && R == 1)

LDUMAXLB <Ws>, <Wt>, [<Xn|SP>]

Decode for all variants of this encoding

```
if !IsFeatureImplemented(FEAT_LSE) then EndOfDecode(Decode_UNDEF);
constant integer s = UInt(Rs);
constant integer t = UInt(Rt);
constant integer n = UInt(Rn);

constant boolean acquire = A == '1' && Rt != '11111';
constant boolean release = R == '1';
constant boolean tagchecked = n != 31;
```

Assembler Symbols

<Ws> Is the 32-bit name of the general-purpose register holding the data value to be operated on with the contents of the memory location, encoded in the "Rs" field.

- <Wt>Is the 32-bit name of the general-purpose register to be loaded, encoded in the "Rt" field.
- <Xn|SP>Is the 64-bit name of the general-purpose base register or stack pointer, encoded in the "Rn" field.

Alias Conditions

Alias	Is preferred when
STUMAXB, STUMAXLB	A == '0' && Rt == '11111'

Operation

```
bits(64) address;

constant boolean privileged = PSTATE.EL != ELO;
constant AccessDescriptor accdesc = CreateAccDescAtomicOp(MemAtomicOp\_UMAX, acquire, release,
                                                    tagchecked, privileged);

if n == 31 then
    CheckSPAlignment();
    address = SP[64];
else
    address = X[n, 64];

constant bits(8) comparevalue = bits(8) UNKNOWN; // Irrelevant when not executing CAS
constant bits(8) value = X[s, 8];
constant bits(8) data = MemAtomic(address, comparevalue, value, accdesc);

if t != 31 then
    X[t, 32] = ZeroExtend(data, 32);
```

Operational information

If PSTATE.DIT is 1, the timing of this instruction is insensitive to the value of the data being loaded or stored.

LDUMAXH, LDUMAXAH, LDUMAXALH, LDUMAXLH

Atomic unsigned maximum on halfword in memory

This instruction atomically loads a 16-bit halfword from memory, compares it against the value held in a register, and stores the larger value back to memory, treating the values as unsigned numbers. The value initially loaded from memory is returned in the destination register.

- If the destination register is not WZR, LDUMAXAH and LDUMAXALH load from memory with acquire semantics.
- LDUMAXLH and LDUMAXALH store to memory with release semantics.
- LDUMAXH has neither acquire nor release semantics.

For more information about memory ordering semantics, see *Load-Acquire, Store-Release*.

For information about addressing modes, see *Load/Store addressing modes*.

This instruction is used by the alias [STUMAXH, STUMAXLH](#).

Integer (FEAT_LSE)

31	30	29	28	27	26	25	24	23	22	21	20	19	18	17	16	15	14	13	12	11	10	9	8	7	6	5	4	3	2	1	0
0	1	1	1	1	0	0	0	A	R	1	Rs				0	1	1	0	0	0	Rn				Rt						
size				VR								o3				opc															

Encoding for the No memory ordering variant

Applies when (A == 0 && R == 0)

LDUMAXH <Ws>, <Wt>, [<Xn|SP>]

Encoding for the Acquire variant

Applies when (A == 1 && R == 0)

LDUMAXAH <Ws>, <Wt>, [<Xn|SP>]

Encoding for the Acquire-release variant

Applies when (A == 1 && R == 1)

LDUMAXALH <Ws>, <Wt>, [<Xn|SP>]

Encoding for the Release variant

Applies when (A == 0 && R == 1)

LDUMAXLH <Ws>, <Wt>, [<Xn|SP>]

Decode for all variants of this encoding

```
if !IsFeatureImplemented(FEAT_LSE) then EndOfDecode(Decode_UNDEF);
constant integer s = UInt(Rs);
constant integer t = UInt(Rt);
constant integer n = UInt(Rn);

constant boolean acquire = A == '1' && Rt != '11111';
constant boolean release = R == '1';
constant boolean tagchecked = n != 31;
```

Assembler Symbols

<Ws> Is the 32-bit name of the general-purpose register holding the data value to be operated on with the contents of the memory location, encoded in the "Rs" field.

- <Wt>Is the 32-bit name of the general-purpose register to be loaded, encoded in the "Rt" field.
- <Xn|SP>Is the 64-bit name of the general-purpose base register or stack pointer, encoded in the "Rn" field.

Alias Conditions

Alias	Is preferred when
STUMAXH , STUMAXLH	A == '0' && Rt == '11111'

Operation

```
bits(64) address;

constant boolean privileged = PSTATE.EL != ELO;
constant AccessDescriptor accdesc = CreateAccDescAtomicOp(MemAtomicOp\_UMAX, acquire, release,
                                                    tagchecked, privileged);

if n == 31 then
    CheckSPAlignment();
    address = SP[64];
else
    address = X[n, 64];

constant bits(16) comparevalue = bits(16) UNKNOWN; // Irrelevant when not executing CAS
constant bits(16) value = X[s, 16];
constant bits(16) data = MemAtomic(address, comparevalue, value, accdesc);

if t != 31 then
    X[t, 32] = ZeroExtend(data, 32);
```

Operational information

If PSTATE.DIT is 1, the timing of this instruction is insensitive to the value of the data being loaded or stored.

LDUMIN, LDUMINA, LDUMINAL, LDUMINL

Atomic unsigned minimum on word or doubleword in memory

This instruction atomically loads a 32-bit word or 64-bit doubleword from memory, compares it against the value held in a register, and stores the smaller value back to memory, treating the values as unsigned numbers. The value initially loaded from memory is returned in the destination register.

- If the destination register is not one of WZR or XZR, LDUMINA and LDUMINAL load from memory with acquire semantics.
- LDUMINL and LDUMINAL store to memory with release semantics.
- LDUMIN has neither acquire nor release semantics.

For more information about memory ordering semantics, see *Load-Acquire, Store-Release*.

For information about addressing modes, see *Load/Store addressing modes*.

This instruction is used by the alias [STUMIN, STUMINL](#).

Integer (FEAT_LSE)

31	30	29	28	27	26	25	24	23	22	21	20	19	18	17	16	15	14	13	12	11	10	9	8	7	6	5	4	3	2	1	0
1	x	1	1	1	0	0	0	A	R	1	Rs				0	1	1	1	0	0	Rn				Rt						
size				VR								o3				opc															

Encoding for the 32-bit no memory ordering variant

Applies when (size == 10 && A == 0 && R == 0)

LDUMIN <Ws>, <Wt>, [<Xn|SP>]

Encoding for the 32-bit acquire variant

Applies when (size == 10 && A == 1 && R == 0)

LDUMINA <Ws>, <Wt>, [<Xn|SP>]

Encoding for the 32-bit acquire-release variant

Applies when (size == 10 && A == 1 && R == 1)

LDUMINAL <Ws>, <Wt>, [<Xn|SP>]

Encoding for the 32-bit release variant

Applies when (size == 10 && A == 0 && R == 1)

LDUMINL <Ws>, <Wt>, [<Xn|SP>]

Encoding for the 64-bit no memory ordering variant

Applies when (size == 11 && A == 0 && R == 0)

LDUMIN <Xs>, <Xt>, [<Xn|SP>]

Encoding for the 64-bit acquire variant

Applies when (size == 11 && A == 1 && R == 0)

LDUMINA <Xs>, <Xt>, [<Xn|SP>]

Encoding for the 64-bit acquire-release variant

Applies when (size == 11 && A == 1 && R == 1)

LDUMINAL <Xs>, <Xt>, [<Xn|SP>]

Encoding for the 64-bit release variant

Applies when (size == 11 && A == 0 && R == 1)

LDUMINL <Xs>, <Xt>, [<Xn|SP>]

Decode for all variants of this encoding

```
if !IsFeatureImplemented(FEAT_LSE) then EndOfDecode(Decode_UNDEF);
constant integer s = UInt(Rs);
constant integer t = UInt(Rt);
constant integer n = UInt(Rn);

constant integer datasize = 8 << UInt(size);
constant integer regsize = if datasize == 64 then 64 else 32;

constant boolean acquire = A == '1' && Rt != '11111';
constant boolean release = R == '1';
constant boolean tagchecked = n != 31;
```

Assembler Symbols

- <Ws> Is the 32-bit name of the general-purpose register holding the data value to be operated on with the contents of the memory location, encoded in the "Rs" field.
- <Wt> Is the 32-bit name of the general-purpose register to be loaded, encoded in the "Rt" field.
- <Xn|SP> Is the 64-bit name of the general-purpose base register or stack pointer, encoded in the "Rn" field.
- <Xs> Is the 64-bit name of the general-purpose register holding the data value to be operated on with the contents of the memory location, encoded in the "Rs" field.
- <Xt> Is the 64-bit name of the general-purpose register to be loaded, encoded in the "Rt" field.

Alias Conditions

Alias	Is preferred when
STUMIN, STUMINL	A == '0' && Rt == '11111'

Operation

```
bits(64) address;

constant boolean privileged = PSTATE.EL != EL0;
constant AccessDescriptor accdesc = CreateAccDescAtomicOp(MemAtomicOp_UMIN, acquire, release,
                                                         tagchecked, privileged);

if n == 31 then
    CheckSPAlignment();
    address = SP[64];
else
    address = X[n, 64];

constant bits(datasize) comparevalue = bits(datasize) UNKNOWN; // Irrelevant when not executing CAS
constant bits(datasize) value = X[s, datasize];
constant bits(datasize) data = MemAtomic(address, comparevalue, value, accdesc);

if t != 31 then
    X[t, regsize] = ZeroExtend(data, regsize);
```

Operational information

If PSTATE.DIT is 1, the timing of this instruction is insensitive to the value of the data being loaded or stored.

LDUMINB, LDUMINAB, LDUMINALB, LDUMINLB

Atomic unsigned minimum on byte in memory

This instruction atomically loads an 8-bit byte from memory, compares it against the value held in a register, and stores the smaller value back to memory, treating the values as unsigned numbers. The value initially loaded from memory is returned in the destination register.

- If the destination register is not WZR, LDUMINAB and LDUMINALB load from memory with acquire semantics.
- LDUMINLB and LDUMINALB store to memory with release semantics.
- LDUMINB has neither acquire nor release semantics.

For more information about memory ordering semantics, see *Load-Acquire, Store-Release*.

For information about addressing modes, see *Load/Store addressing modes*.

This instruction is used by the alias [STUMINB, STUMINLB](#).

Integer (FEAT_LSE)

31	30	29	28	27	26	25	24	23	22	21	20	19	18	17	16	15	14	13	12	11	10	9	8	7	6	5	4	3	2	1	0
0	0	1	1	1	0	0	0	A	R	1	Rs				0	1	1	1	0	0	Rn				Rt						
size				VR								o3				opc															

Encoding for the No memory ordering variant

Applies when (A == 0 && R == 0)

LDUMINB <Ws>, <Wt>, [<Xn|SP>]

Encoding for the Acquire variant

Applies when (A == 1 && R == 0)

LDUMINAB <Ws>, <Wt>, [<Xn|SP>]

Encoding for the Acquire-release variant

Applies when (A == 1 && R == 1)

LDUMINALB <Ws>, <Wt>, [<Xn|SP>]

Encoding for the Release variant

Applies when (A == 0 && R == 1)

LDUMINLB <Ws>, <Wt>, [<Xn|SP>]

Decode for all variants of this encoding

```
if !IsFeatureImplemented(FEAT_LSE) then EndOfDecode(Decode_UNDEF);
constant integer s = UInt(Rs);
constant integer t = UInt(Rt);
constant integer n = UInt(Rn);

constant boolean acquire = A == '1' && Rt != '11111';
constant boolean release = R == '1';
constant boolean tagchecked = n != 31;
```

Assembler Symbols

<Ws> Is the 32-bit name of the general-purpose register holding the data value to be operated on with the contents of the memory location, encoded in the "Rs" field.

- <Wt>Is the 32-bit name of the general-purpose register to be loaded, encoded in the "Rt" field.
- <Xn|SP>Is the 64-bit name of the general-purpose base register or stack pointer, encoded in the "Rn" field.

Alias Conditions

Alias	Is preferred when
STUMINB , STUMINLB	A == '0' && Rt == '11111'

Operation

```
bits(64) address;

constant boolean privileged = PSTATE.EL != ELO;
constant AccessDescriptor accdesc = CreateAccDescAtomicOp(MemAtomicOp\_UMIN, acquire, release,
tagchecked, privileged);

if n == 31 then
    CheckSPAlignment();
    address = SP[64];
else
    address = X[n, 64];

constant bits(8) comparevalue = bits(8) UNKNOWN; // Irrelevant when not executing CAS
constant bits(8) value = X[s, 8];
constant bits(8) data = MemAtomic(address, comparevalue, value, accdesc);

if t != 31 then
    X[t, 32] = ZeroExtend(data, 32);
```

Operational information

If PSTATE.DIT is 1, the timing of this instruction is insensitive to the value of the data being loaded or stored.

LDUMINH, LDUMINAH, LDUMINALH, LDUMINLH

Atomic unsigned minimum on halfword in memory

This instruction atomically loads a 16-bit halfword from memory, compares it against the value held in a register, and stores the smaller value back to memory, treating the values as unsigned numbers. The value initially loaded from memory is returned in the destination register.

- If the destination register is not WZR, LDUMINAH and LDUMINALH load from memory with acquire semantics.
- LDUMINLH and LDUMINALH store to memory with release semantics.
- LDUMINH has neither acquire nor release semantics.

For more information about memory ordering semantics, see *Load-Acquire, Store-Release*.

For information about addressing modes, see *Load/Store addressing modes*.

This instruction is used by the alias [STUMINH, STUMINLH](#).

Integer (FEAT_LSE)

31	30	29	28	27	26	25	24	23	22	21	20	19	18	17	16	15	14	13	12	11	10	9	8	7	6	5	4	3	2	1	0
0	1	1	1	1	0	0	0	A	R	1	Rs				0	1	1	1	0	0	Rn				Rt						
size				VR								o3				opc															

Encoding for the No memory ordering variant

Applies when (A == 0 && R == 0)

LDUMINH <Ws>, <Wt>, [<Xn|SP>]

Encoding for the Acquire variant

Applies when (A == 1 && R == 0)

LDUMINAH <Ws>, <Wt>, [<Xn|SP>]

Encoding for the Acquire-release variant

Applies when (A == 1 && R == 1)

LDUMINALH <Ws>, <Wt>, [<Xn|SP>]

Encoding for the Release variant

Applies when (A == 0 && R == 1)

LDUMINLH <Ws>, <Wt>, [<Xn|SP>]

Decode for all variants of this encoding

```
if !IsFeatureImplemented(FEAT_LSE) then EndOfDecode(Decode_UNDEF);
constant integer s = UInt(Rs);
constant integer t = UInt(Rt);
constant integer n = UInt(Rn);

constant boolean acquire = A == '1' && Rt != '11111';
constant boolean release = R == '1';
constant boolean tagchecked = n != 31;
```

Assembler Symbols

<Ws> Is the 32-bit name of the general-purpose register holding the data value to be operated on with the contents of the memory location, encoded in the "Rs" field.

- <Wt>Is the 32-bit name of the general-purpose register to be loaded, encoded in the "Rt" field.
- <Xn|SP>Is the 64-bit name of the general-purpose base register or stack pointer, encoded in the "Rn" field.

Alias Conditions

Alias	Is preferred when
STUMINH, STUMINLH	A == '0' && Rt == '11111'

Operation

```
bits(64) address;

constant boolean privileged = PSTATE.EL != ELO;
constant AccessDescriptor accdesc = CreateAccDescAtomicOp(MemAtomicOp\_UMIN, acquire, release,
tagchecked, privileged);

if n == 31 then
    CheckSPAlignment();
    address = SP[64];
else
    address = X[n, 64];

constant bits(16) comparevalue = bits(16) UNKNOWN; // Irrelevant when not executing CAS
constant bits(16) value = X[s, 16];
constant bits(16) data = MemAtomic(address, comparevalue, value, accdesc);

if t != 31 then
    X[t, 32] = ZeroExtend(data, 32);
```

Operational information

If PSTATE.DIT is 1, the timing of this instruction is insensitive to the value of the data being loaded or stored.

LDUR

Load register (unscaled)

This instruction calculates an address from a base register and an immediate offset, loads a 32-bit word or 64-bit doubleword from memory, zero-extends it, and writes it to a register. For information about addressing modes, see *Load/Store addressing modes*.

31	30	29	28	27	26	25	24	23	22	21	20	19	18	17	16	15	14	13	12	11	10	9	8	7	6	5	4	3	2	1	0
1	x	1	1	1	0	0	0	0	1	0	imm9									0	0	Rn				Rt					
size		VR				opc																									

Encoding for the 32-bit variant

Applies when (size == 10)

```
LDUR <Wt>, [<Xn|SP>{, #<sim>}]
```

Encoding for the 64-bit variant

Applies when (size == 11)

```
LDUR <Xt>, [<Xn|SP>{, #<sim>}]
```

Decode for all variants of this encoding

```
constant integer scale = UInt(size);
constant bits(64) offset = SignExtend(imm9, 64);
```

Assembler Symbols

- <Wt> Is the 32-bit name of the general-purpose register to be transferred, encoded in the "Rt" field.
- <Xn|SP> Is the 64-bit name of the general-purpose base register or stack pointer, encoded in the "Rn" field.
- <sim> Is the optional signed immediate byte offset, in the range -256 to 255, defaulting to 0 and encoded in the "imm9" field.
- <Xt> Is the 64-bit name of the general-purpose register to be transferred, encoded in the "Rt" field.

Shared Decode

```
constant integer n = UInt(Rn);
constant integer t = UInt(Rt);
constant integer datasize = 8 << scale;
constant integer regsize = if datasize == 64 then 64 else 32;
constant boolean nontemporal = FALSE;
constant boolean tagchecked = n != 31;
```

Operation

```
bits(64) address;

constant boolean privileged = PSTATE.EL != EL0;
constant AccessDescriptor accdesc = CreateAccDescGPR(MemOp\_LOAD, nontemporal, privileged,
                                                    tagchecked);

if n == 31 then
    CheckSPAlignment();
    address = SP[64];
else
    address = X[n, 64];

address = AddressAdd(address, offset, accdesc);

constant bits(datasize) data = Mem[address, datasize DIV 8, accdesc];
X[t, regsize] = ZeroExtend(data, regsize);
```

Operational information

If PSTATE.DIT is 1, the timing of this instruction is insensitive to the value of the data being loaded or stored.

Internal version only: aarchmrs v2025-03_rel, pseudocode v2025-03_rel ; Build timestamp: 2025-03-21T17:41

Copyright © 2010-2025 Arm Limited or its affiliates. All rights reserved. This document is Non-Confidential.

LDURB

Load register byte (unscaled)

This instruction calculates an address from a base register and an immediate offset, loads a byte from memory, zero-extends it, and writes it to a register. For information about addressing modes, see [Load/Store addressing modes](#).

31	30	29	28	27	26	25	24	23	22	21	20	19	18	17	16	15	14	13	12	11	10	9	8	7	6	5	4	3	2	1	0
0	0	1	1	1	0	0	0	0	1	0	imm9									0	0	Rn				Rt					
size				VR				opc																							

Encoding

LDURB <Wt>, [<Xn|SP>{, #<sim>}]

Decode for this encoding

```
constant bits(64) offset = SignExtend(imm9, 64);
```

Assembler Symbols

- <Wt> Is the 32-bit name of the general-purpose register to be transferred, encoded in the "Rt" field.
- <Xn|SP> Is the 64-bit name of the general-purpose base register or stack pointer, encoded in the "Rn" field.
- <sim> Is the optional signed immediate byte offset, in the range -256 to 255, defaulting to 0 and encoded in the "imm9" field.

Shared Decode

```
constant integer n = UInt(Rn);
constant integer t = UInt(Rt);
constant integer datasize = 8;
constant boolean nontemporal = FALSE;
constant boolean tagchecked = n != 31;
```

Operation

```
bits(64) address;

constant boolean privileged = PSTATE.EL != ELO;
constant AccessDescriptor accdesc = CreateAccDescGPR(MemOp_LOAD, nontemporal, privileged, tagchecked);

if n == 31 then
    CheckSPAlignment();
    address = SP[64];
else
    address = X[n, 64];

address = AddressAdd(address, offset, accdesc);

constant bits(datasize) data = Mem[address, datasize DIV 8, accdesc];
X[t, 32] = ZeroExtend(data, 32);
```

Operational information

If PSTATE.DIT is 1, the timing of this instruction is insensitive to the value of the data being loaded or stored.

LDURH

Load register halfword (unscaled)

This instruction calculates an address from a base register and an immediate offset, loads a halfword from memory, zero-extends it, and writes it to a register. For information about addressing modes, see [Load/Store addressing modes](#).

31	30	29	28	27	26	25	24	23	22	21	20	19	18	17	16	15	14	13	12	11	10	9	8	7	6	5	4	3	2	1	0
0	1	1	1	1	0	0	0	0	1	0	imm9										0	0	Rn				Rt				
size				VR				opc																							

Encoding

LDURH <Wt>, [<Xn|SP>{, #<simm>}]

Decode for this encoding

```
constant bits(64) offset = SignExtend(imm9, 64);
```

Assembler Symbols

- <Wt> Is the 32-bit name of the general-purpose register to be transferred, encoded in the "Rt" field.
- <Xn|SP> Is the 64-bit name of the general-purpose base register or stack pointer, encoded in the "Rn" field.
- <simm> Is the optional signed immediate byte offset, in the range -256 to 255, defaulting to 0 and encoded in the "imm9" field.

Shared Decode

```
constant integer n = UInt(Rn);
constant integer t = UInt(Rt);
constant integer datasize = 16;
constant boolean nontemporal = FALSE;
constant boolean tagchecked = n != 31;
```

Operation

```
bits(64) address;

constant boolean privileged = PSTATE.EL != ELO;
constant AccessDescriptor accdesc = CreateAccDescGPR(MemOp_LOAD, nontemporal, privileged, tagchecked);

if n == 31 then
    CheckSPAlignment();
    address = SP[64];
else
    address = X[n, 64];

address = AddressAdd(address, offset, accdesc);

constant bits(datasize) data = Mem[address, datasize DIV 8, accdesc];
X[t, 32] = ZeroExtend(data, 32);
```

Operational information

If PSTATE.DIT is 1, the timing of this instruction is insensitive to the value of the data being loaded or stored.

LDURSB

Load register signed byte (unscaled)

This instruction calculates an address from a base register and an immediate offset, loads a signed byte from memory, sign-extends it, and writes it to a register. For information about addressing modes, see [Load/Store addressing modes](#).

31	30	29	28	27	26	25	24	23	22	21	20	19	18	17	16	15	14	13	12	11	10	9	8	7	6	5	4	3	2	1	0											
0		0		1		1		1		0		0		0		1		x		0		imm9									0		0		Rn				Rt			
size				VR				opc																																		

Encoding for the 32-bit variant

Applies when (opc == 11)

```
LDURSB <Wt>, [<Xn|SP>{, #<sim>}]
```

Encoding for the 64-bit variant

Applies when (opc == 10)

```
LDURSB <Xt>, [<Xn|SP>{, #<sim>}]
```

Decode for all variants of this encoding

```
constant bits(64) offset = SignExtend(imm9, 64);
```

Assembler Symbols

- <Wt> Is the 32-bit name of the general-purpose register to be transferred, encoded in the "Rt" field.
- <Xn|SP> Is the 64-bit name of the general-purpose base register or stack pointer, encoded in the "Rn" field.
- <sim> Is the optional signed immediate byte offset, in the range -256 to 255, defaulting to 0 and encoded in the "imm9" field.
- <Xt> Is the 64-bit name of the general-purpose register to be transferred, encoded in the "Rt" field.

Shared Decode

```
constant integer n = UInt(Rn);
constant integer t = UInt(Rt);
constant integer datasize = 8;
constant integer regsize = 64 >> UInt(opc<0>);
constant boolean nontemporal = FALSE;
constant boolean tagchecked = n != 31;
```

Operation

```
bits(64) address;

constant boolean privileged = PSTATE.EL != EL0;
constant AccessDescriptor accdesc = CreateAccDescGPR(MemOp_LOAD, nontemporal, privileged, tagchecked);

if n == 31 then
    CheckSPAlignment();
    address = SP[64];
else
    address = X[n, 64];

address = AddressAdd(address, offset, accdesc);

constant bits(datasize) data = Mem[address, datasize DIV 8, accdesc];
X[t, regsize] = SignExtend(data, regsize);
```

Operational information

If PSTATE.DIT is 1, the timing of this instruction is insensitive to the value of the data being loaded or stored.

Internal version only: aarchmrs v2025-03_rel, pseudocode v2025-03_rel ; Build timestamp: 2025-03-21T17:41

Copyright © 2010-2025 Arm Limited or its affiliates. All rights reserved. This document is Non-Confidential.

LDURSH

Load register signed halfword (unscaled)

This instruction calculates an address from a base register and an immediate offset, loads a signed halfword from memory, sign-extends it, and writes it to a register. For information about addressing modes, see [Load/Store addressing modes](#).

31	30	29	28	27	26	25	24	23	22	21	20	19	18	17	16	15	14	13	12	11	10	9	8	7	6	5	4	3	2	1	0									
0		1		1		1		0		0		0		1		x		0		imm9									0		0		Rn				Rt			
size				VR				opc																																

Encoding for the 32-bit variant

Applies when (opc == 11)

```
LDURSH <Wt>, [<Xn|SP>{, #<sim>}]
```

Encoding for the 64-bit variant

Applies when (opc == 10)

```
LDURSH <Xt>, [<Xn|SP>{, #<sim>}]
```

Decode for all variants of this encoding

```
constant bits(64) offset = SignExtend(imm9, 64);
```

Assembler Symbols

- <Wt> Is the 32-bit name of the general-purpose register to be transferred, encoded in the "Rt" field.
- <Xn|SP> Is the 64-bit name of the general-purpose base register or stack pointer, encoded in the "Rn" field.
- <sim> Is the optional signed immediate byte offset, in the range -256 to 255, defaulting to 0 and encoded in the "imm9" field.
- <Xt> Is the 64-bit name of the general-purpose register to be transferred, encoded in the "Rt" field.

Shared Decode

```
constant integer n = UInt(Rn);
constant integer t = UInt(Rt);
constant integer datasize = 16;
constant integer regsize = 64 >> UInt(opc<0>);
constant boolean nontemporal = FALSE;
constant boolean tagchecked = n != 31;
```

Operation

```
bits(64) address;

constant boolean privileged = PSTATE.EL != EL0;
constant AccessDescriptor accdesc = CreateAccDescGPR(MemOp\_LOAD, nontemporal, privileged,
                                                    tagchecked);

if n == 31 then
    CheckSPAlignment();
    address = SP[64];
else
    address = X[n, 64];

address = AddressAdd(address, offset, accdesc);

constant bits(datasize) data = Mem[address, datasize DIV 8, accdesc];
X[t, regsize] = SignExtend(data, regsize);
```

Operational information

If PSTATE.DIT is 1, the timing of this instruction is insensitive to the value of the data being loaded or stored.

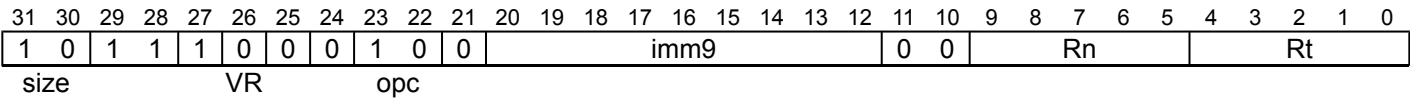
Internal version only: aarchmrs v2025-03_rel, pseudocode v2025-03_rel ; Build timestamp: 2025-03-21T17:41

Copyright © 2010-2025 Arm Limited or its affiliates. All rights reserved. This document is Non-Confidential.

LDURSW

Load register signed word (unscaled)

This instruction calculates an address from a base register and an immediate offset, loads a signed word from memory, sign-extends it, and writes it to a register. For information about addressing modes, see *Load/Store addressing modes*.



Encoding

```
LDURSW <Xt>, [<Xn|SP>{, #<simm>}]
```

Decode for this encoding

```
constant bits(64) offset = SignExtend(imm9, 64);
```

Assembler Symbols

- <Xt> Is the 64-bit name of the general-purpose register to be transferred, encoded in the "Rt" field.
- <Xn|SP> Is the 64-bit name of the general-purpose base register or stack pointer, encoded in the "Rn" field.
- <simm> Is the optional signed immediate byte offset, in the range -256 to 255, defaulting to 0 and encoded in the "imm9" field.

Shared Decode

```
constant integer n = UInt(Rn);
constant integer t = UInt(Rt);
constant integer datasize = 32;
constant boolean nontemporal = FALSE;
constant boolean tagchecked = n != 31;
```

Operation

```
bits(64) address;

constant boolean privileged = PSTATE.EL != ELO;
constant AccessDescriptor accdesc = CreateAccDescGPR(MemOp_LOAD, nontemporal, privileged, tagchecked);

if n == 31 then
    CheckSPAlignment();
    address = SP[64];
else
    address = X[n, 64];

address = AddressAdd(address, offset, accdesc);

constant bits(datasize) data = Mem[address, datasize DIV 8, accdesc];
X[t, 64] = SignExtend(data, 64);
```

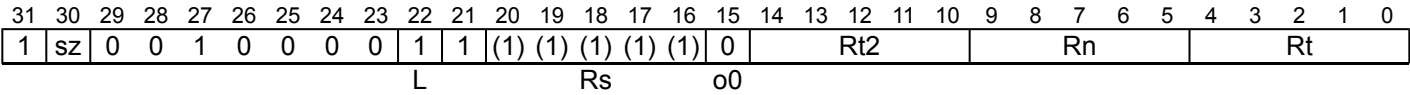
Operational information

If PSTATE.DIT is 1, the timing of this instruction is insensitive to the value of the data being loaded or stored.

LDXP

Load exclusive pair of registers

This instruction derives an address from a base register value, loads two 32-bit words or two 64-bit doublewords from memory, and writes them to two registers. For information on single-copy atomicity and alignment requirements, see [Requirements for single-copy atomicity](#) and [Alignment of data accesses](#). The PE marks the physical address being accessed as an exclusive access. This exclusive access mark is checked by Store Exclusive instructions. See [Synchronization and semaphores](#). For information about addressing modes, see [Load/Store addressing modes](#).



Encoding for the 32-bit variant

Applies when (sz == 0)

```
LDXP <Wt1>, <Wt2>, [<Xn|SP>{, #0}]
```

Encoding for the 64-bit variant

Applies when (sz == 1)

```
LDXP <Xt1>, <Xt2>, [<Xn|SP>{, #0}]
```

Decode for all variants of this encoding

```
constant integer t = UInt(Rt);
constant integer t2 = UInt(Rt2);
constant integer n = UInt(Rn);

constant integer elsize = 32 << UInt(sz);
constant integer datasize = elsize * 2;
constant boolean acqrel = FALSE;
constant boolean tagchecked = n != 31;

boolean rt_unknown = FALSE;
if t == t2 then
    constant Constraint c = ConstrainUnpredictable(Unpredictable_LDPOVERLAP);
    assert c IN {Constraint_UNKNOWN, Constraint_UNDEF, Constraint_NOP};
    case c of
        when Constraint_UNKNOWN      rt_unknown = TRUE;      // result is UNKNOWN
        when Constraint_UNDEF         EndOfDecode(Decode_UNDEF);
        when Constraint_NOP           EndOfDecode(Decode_NOP);
```

For information about the CONSTRAINED UNPREDICTABLE behavior of this instruction, see [Architectural Constraints on UNPREDICTABLE behaviors](#), and particularly [LDXP](#).

Assembler Symbols

- <Wt1> Is the 32-bit name of the first general-purpose register to be transferred, encoded in the "Rt" field.
- <Wt2> Is the 32-bit name of the second general-purpose register to be transferred, encoded in the "Rt2" field.
- <Xn|SP> Is the 64-bit name of the general-purpose base register or stack pointer, encoded in the "Rn" field.
- <Xt1> Is the 64-bit name of the first general-purpose register to be transferred, encoded in the "Rt" field.
- <Xt2> Is the 64-bit name of the second general-purpose register to be transferred, encoded in the "Rt2" field.

Operation

```
bits(64) address;
bits(datasize) data;

constant integer dbytes = datasize DIV 8;
constant boolean privileged = PSTATE.EL != ELO;
constant AccessDescriptor accdesc = CreateAccDescExLDST(MemOp\_LOAD, acqrel, tagchecked,
                                                    privileged);

if n == 31 then
    CheckSPAlignment();
    address = SP[64];
else
    address = X[n, 64];

AArch64.SetExclusiveMonitors(address, dbytes);

if rt_unknown then
    // ConstrainedUNPREDICTABLE case
    X[t, datasize] = bits(datasize) UNKNOWN;           // In this case t = t2
elseif elsize == 32 then
    // 32-bit load exclusive pair (atomic)
    data = Mem[address, dbytes, accdesc];
    if BigEndian(accdesc.acctype) then
        X[t, elsize] = data<elsize +: elsize>;
        X[t2, elsize] = data<0 +: elsize>;
    else
        X[t, elsize] = data<0 +: elsize>;
        X[t2, elsize] = data<elsize +: elsize>;
else // elsize == 64
    // 64-bit load exclusive pair (not atomic), but must be 128-bit aligned
    if !IsAligned(address, dbytes) then
        constant FaultRecord fault = AlignmentFault(accdesc, address);
        AArch64.Abort(fault);

    constant bits(64) address2 = AddressIncrement(address, 8, accdesc);
    X[t, 64] = Mem[address, 8, accdesc];
    X[t2, 64] = Mem[address2, 8, accdesc];
```

Operational information

If PSTATE.DIT is 1, the timing of this instruction is insensitive to the value of the data being loaded or stored.

Internal version only: aarchmrs v2025-03_rel, pseudocode v2025-03_rel ; Build timestamp: 2025-03-21T17:41

Copyright © 2010-2025 Arm Limited or its affiliates. All rights reserved. This document is Non-Confidential.

LDXR

Load exclusive register

This instruction derives an address from a base register value, loads a 32-bit word or a 64-bit doubleword from memory, and writes it to a register. The memory access is atomic. The PE marks the physical address being accessed as an exclusive access. This exclusive access mark is checked by Store Exclusive instructions. See [Synchronization and semaphores](#).

For information about addressing modes, see [Load/Store addressing modes](#).

31	30	29	28	27	26	25	24	23	22	21	20	19	18	17	16	15	14	13	12	11	10	9	8	7	6	5	4	3	2	1	0
1	x	0	0	1	0	0	0	0	1	0	(1)	(1)	(1)	(1)	(1)	0	(1)	(1)	(1)	(1)	(1)	Rn					Rt				
size									L		Rs				o0		Rt2														

Encoding for the 32-bit variant

Applies when (size == 10)

```
LDXR <Wt>, [<Xn|SP>{, #0}]
```

Encoding for the 64-bit variant

Applies when (size == 11)

```
LDXR <Xt>, [<Xn|SP>{, #0}]
```

Decode for all variants of this encoding

```
constant integer t = UInt(Rt);
constant integer n = UInt(Rn);

constant integer elsize = 8 << UInt(size);
constant integer regsize = if elsize == 64 then 64 else 32;
constant boolean acqrel = FALSE;
constant boolean tagchecked = n != 31;
```

Assembler Symbols

- <Wt> Is the 32-bit name of the general-purpose register to be transferred, encoded in the "Rt" field.
- <Xn|SP> Is the 64-bit name of the general-purpose base register or stack pointer, encoded in the "Rn" field.
- <Xt> Is the 64-bit name of the general-purpose register to be transferred, encoded in the "Rt" field.

Operation

```
bits(64) address;
bits(elsize) data;

constant integer dbytes = elsize DIV 8;
constant boolean privileged = PSTATE.EL != ELO;
constant AccessDescriptor accdesc = CreateAccDescExLDST(MemOp_LOAD, acqrel, tagchecked,
                                                         privileged);

if n == 31 then
    CheckSPAlignment();
    address = SP[64];
else
    address = X[n, 64];

AArch64.SetExclusiveMonitors(address, dbytes);

data = Mem[address, dbytes, accdesc];
X[t, regsize] = ZeroExtend(data, regsize);
```

Operational information

If PSTATE.DIT is 1, the timing of this instruction is insensitive to the value of the data being loaded or stored.

Internal version only: aarchmrs v2025-03_rel, pseudocode v2025-03_rel ; Build timestamp: 2025-03-21T17:41

Copyright © 2010-2025 Arm Limited or its affiliates. All rights reserved. This document is Non-Confidential.

LDXRB

Load exclusive register byte

This instruction derives an address from a base register value, loads a byte from memory, zero-extends it and writes it to a register. The memory access is atomic. The PE marks the physical address being accessed as an exclusive access. This exclusive access mark is checked by Store Exclusive instructions. See [Synchronization and semaphores](#). For information about addressing modes, see [Load/Store addressing modes](#).

31	30	29	28	27	26	25	24	23	22	21	20	19	18	17	16	15	14	13	12	11	10	9	8	7	6	5	4	3	2	1	0
0	0	0	0	1	0	0	0	0	1	0	(1)	(1)	(1)	(1)	(1)	0	(1)	(1)	(1)	(1)	(1)	Rn					Rt				
size				L						Rs				o0			Rt2														

Encoding

LDXRB <Wt>, [<Xn|SP>{, #0}]

Decode for this encoding

```
constant integer t = UInt(Rt);
constant integer n = UInt(Rn);

constant boolean acqrel = FALSE;
constant boolean tagchecked = n != 31;
```

Assembler Symbols

- <Wt> Is the 32-bit name of the general-purpose register to be transferred, encoded in the "Rt" field.
- <Xn|SP> Is the 64-bit name of the general-purpose base register or stack pointer, encoded in the "Rn" field.

Operation

```
bits(64) address;
bits(8) data;

constant boolean privileged = PSTATE.EL != EL0;
constant AccessDescriptor accdesc = CreateAccDescExLDST(MemOp_LOAD, acqrel, tagchecked, privileged);

if n == 31 then
    CheckSPAlignment();
    address = SP[64];
else
    address = X[n, 64];

AArch64.SetExclusiveMonitors(address, 1);

data = Mem[address, 1, accdesc];
X[t, 32] = ZeroExtend(data, 32);
```

Operational information

If PSTATE.DIT is 1, the timing of this instruction is insensitive to the value of the data being loaded or stored.

Internal version only: aarchmrs v2025-03_rel, pseudocode v2025-03_rel ; Build timestamp: 2025-03-21T17:41
Copyright © 2010-2025 Arm Limited or its affiliates. All rights reserved. This document is Non-Confidential.

LDXRH

Load exclusive register halfword

This instruction derives an address from a base register value, loads a halfword from memory, zero-extends it and writes it to a register. The memory access is atomic. The PE marks the physical address being accessed as an exclusive access. This exclusive access mark is checked by Store Exclusive instructions. See [Synchronization and semaphores](#). For information about addressing modes, see [Load/Store addressing modes](#).

31	30	29	28	27	26	25	24	23	22	21	20	19	18	17	16	15	14	13	12	11	10	9	8	7	6	5	4	3	2	1	0
0	1	0	0	1	0	0	0	0	1	0	(1)	(1)	(1)	(1)	(1)	0	(1)	(1)	(1)	(1)	(1)	Rn						Rt			
size		L								Rs				o0		Rt2															

Encoding

LDXRH <Wt>, [<Xn|SP>{, #0}]

Decode for this encoding

```
constant integer t = UInt(Rt);
constant integer n = UInt(Rn);

constant boolean acqrel = FALSE;
constant boolean tagchecked = n != 31;
```

Assembler Symbols

- <Wt> Is the 32-bit name of the general-purpose register to be transferred, encoded in the "Rt" field.
- <Xn|SP> Is the 64-bit name of the general-purpose base register or stack pointer, encoded in the "Rn" field.

Operation

```
bits(64) address;
bits(16) data;

constant boolean privileged = PSTATE.EL != EL0;
constant AccessDescriptor accdesc = CreateAccDescExLDST(MemOp_LOAD, acqrel, tagchecked, privileged);

if n == 31 then
    CheckSPAlignment();
    address = SP[64];
else
    address = X[n, 64];

AArch64.SetExclusiveMonitors(address, 2);

data = Mem[address, 2, accdesc];
X[t, 32] = ZeroExtend(data, 32);
```

Operational information

If PSTATE.DIT is 1, the timing of this instruction is insensitive to the value of the data being loaded or stored.

LSL (immediate)

Logical shift left (immediate)

This instruction shifts a register value left by an immediate number of bits, shifting in zeros, and writes the result to the destination register.

This is an alias of [UBFM](#). This means:

- The encodings in this description are named to match the encodings of [UBFM](#).
- The description of [UBFM](#) gives the operational pseudocode, any CONSTRAINED UNPREDICTABLE behavior, and any operational information for this instruction.

31	30	29	28	27	26	25	24	23	22	21	20	19	18	17	16	15	14	13	12	11	10	9	8	7	6	5	4	3	2	1	0
sf		1 0		1 0		0 1		1 1		0 N		immr				imms				Rn				Rd							

opc

Encoding for the 32-bit variant

Applies when (sf == 0 && N == 0 && imms != 011111)

LSL <Wd>, <Wn>, #<shift>

is equivalent to

UBFM <Wd>, <Wn>, #(-<shift> MOD 32), #(31-<shift>)

and is the preferred disassembly when `UInt(imms) + 1 == UInt(immr)`.

Encoding for the 64-bit variant

Applies when (sf == 1 && N == 1 && imms != 111111)

LSL <Xd>, <Xn>, #<shift>

is equivalent to

UBFM <Xd>, <Xn>, #(-<shift> MOD 64), #(63-<shift>)

and is the preferred disassembly when `UInt(imms) + 1 == UInt(immr)`.

Assembler Symbols

- <Wd> Is the 32-bit name of the general-purpose destination register, encoded in the "Rd" field.
- <Wn> Is the 32-bit name of the general-purpose source register, encoded in the "Rn" field.
- <shift> For the "32-bit" variant: is the shift amount, in the range 0 to 31.
For the "64-bit" variant: is the shift amount, in the range 0 to 63.
- <Xd> Is the 64-bit name of the general-purpose destination register, encoded in the "Rd" field.
- <Xn> Is the 64-bit name of the general-purpose source register, encoded in the "Rn" field.

Operation

The description of [UBFM](#) gives the operational pseudocode for this instruction.

Operational information

- If PSTATE.DIT is 1:
- The execution time of this instruction is independent of:
 - The values of the data supplied in any of its registers.
 - The values of the NZCV flags.
 - The response of this instruction to asynchronous exceptions does not vary based on:
 - The values of the data supplied in any of its registers.

- The values of the NZCV flags.

Internal version only: aarchmrs v2025-03_rel, pseudocode v2025-03_rel ; Build timestamp: 2025-03-21T17:41

Copyright © 2010-2025 Arm Limited or its affiliates. All rights reserved. This document is Non-Confidential.

LSL (register)

Logical shift left (register)

This instruction shifts a register value left by a variable number of bits, shifting in zeros, and writes the result to the destination register. The value of the second source register modulo the register size in bits gives the number of bits by which the first source register is left-shifted.

This is an alias of [LSLV](#). This means:

- The encodings in this description are named to match the encodings of [LSLV](#).
 - The description of [LSLV](#) gives the operational pseudocode, any CONSTRAINED UNPREDICTABLE behavior, and any operational information for this instruction.
- | | | | | | | | | | | | | | | | | | | | | | | | | | | | | | | | |
|----|----|----|----|----|----|----|----|----|----|----|-----|----|----|----|----|----|----|----|----|----|----|----|---|---|---|---|----|---|---|---|---|
| 31 | 30 | 29 | 28 | 27 | 26 | 25 | 24 | 23 | 22 | 21 | 20 | 19 | 18 | 17 | 16 | 15 | 14 | 13 | 12 | 11 | 10 | 9 | 8 | 7 | 6 | 5 | 4 | 3 | 2 | 1 | 0 |
| sf | 0 | 0 | 1 | 1 | 0 | 1 | 0 | 1 | 1 | 0 | Rm | | | | | 0 | 0 | 1 | 0 | 0 | 0 | Rn | | | | | Rd | | | | |
| S | | | | | | | | | | | op2 | | | | | | | | | | | | | | | | | | | | |

Encoding for the 32-bit variant

Applies when (sf == 0)

LSL <Wd>, <Wn>, <Wm>

is equivalent to

[LSLV](#) <Wd>, <Wn>, <Wm>

and is always the preferred disassembly.

Encoding for the 64-bit variant

Applies when (sf == 1)

LSL <Xd>, <Xn>, <Xm>

is equivalent to

[LSLV](#) <Xd>, <Xn>, <Xm>

and is always the preferred disassembly.

Assembler Symbols

- | | |
|------|---|
| <Wd> | Is the 32-bit name of the general-purpose destination register, encoded in the "Rd" field. |
| <Wn> | Is the 32-bit name of the first general-purpose source register, encoded in the "Rn" field. |
| <Wm> | Is the 32-bit name of the second general-purpose source register holding a shift amount from 0 to 31 in its bottom 5 bits, encoded in the "Rm" field. |
| <Xd> | Is the 64-bit name of the general-purpose destination register, encoded in the "Rd" field. |
| <Xn> | Is the 64-bit name of the first general-purpose source register, encoded in the "Rn" field. |
| <Xm> | Is the 64-bit name of the second general-purpose source register holding a shift amount from 0 to 63 in its bottom 6 bits, encoded in the "Rm" field. |

Operation

The description of [LSLV](#) gives the operational pseudocode for this instruction.

Operational information

- If PSTATE.DIT is 1:
- The execution time of this instruction is independent of:
 - The values of the data supplied in any of its registers.

- The values of the NZCV flags.
- The response of this instruction to asynchronous exceptions does not vary based on:
 - The values of the data supplied in any of its registers.
 - The values of the NZCV flags.

Internal version only: aarchmrs v2025-03_rel, pseudocode v2025-03_rel ; Build timestamp: 2025-03-21T17:41

Copyright © 2010-2025 Arm Limited or its affiliates. All rights reserved. This document is Non-Confidential.

LSLV

Logical shift left variable

This instruction shifts a register value left by a variable number of bits, shifting in zeros, and writes the result to the destination register. The value of the second source register modulo the register size in bits gives the number of bits by which the first source register is left-shifted.

This instruction is used by the alias [LSL \(register\)](#).

31	30	29	28	27	26	25	24	23	22	21	20	19	18	17	16	15	14	13	12	11	10	9	8	7	6	5	4	3	2	1	0
sf	0	0	1	1	0	1	0	1	1	0	Rm					0	0	1	0	0	0	Rn					Rd				
S											op2																				

Encoding for the 32-bit variant

Applies when (sf == 0)

LSLV <Wd>, <Wn>, <Wm>

Encoding for the 64-bit variant

Applies when (sf == 1)

LSLV <Xd>, <Xn>, <Xm>

Decode for all variants of this encoding

```
constant integer d = UInt(Rd);
constant integer n = UInt(Rn);
constant integer m = UInt(Rm);
constant integer datasize = 32 << UInt(sf);
constant ShiftType shift_type = DecodeShift(op2);
```

Assembler Symbols

- <Wd> Is the 32-bit name of the general-purpose destination register, encoded in the "Rd" field.
- <Wn> Is the 32-bit name of the first general-purpose source register, encoded in the "Rn" field.
- <Wm> Is the 32-bit name of the second general-purpose source register holding a shift amount from 0 to 31 in its bottom 5 bits, encoded in the "Rm" field.
- <Xd> Is the 64-bit name of the general-purpose destination register, encoded in the "Rd" field.
- <Xn> Is the 64-bit name of the first general-purpose source register, encoded in the "Rn" field.
- <Xm> Is the 64-bit name of the second general-purpose source register holding a shift amount from 0 to 63 in its bottom 6 bits, encoded in the "Rm" field.

Operation

```
constant bits(datasize) operand2 = X[m, datasize];
X[d, datasize] = ShiftReg(n, shift_type, UInt(operand2) MOD datasize, datasize);
```

Operational information

- If PSTATE.DIT is 1:
- The execution time of this instruction is independent of:
 - The values of the data supplied in any of its registers.
 - The values of the NZCV flags.
 - The response of this instruction to asynchronous exceptions does not vary based on:
 - The values of the data supplied in any of its registers.
 - The values of the NZCV flags.

LSR (immediate)

Logical shift right (immediate)

This instruction shifts a register value right by an immediate number of bits, shifting in zeros, and writes the result to the destination register.

This is an alias of [UBFM](#). This means:

- The encodings in this description are named to match the encodings of [UBFM](#).
- The description of [UBFM](#) gives the operational pseudocode, any CONSTRAINED UNPREDICTABLE behavior, and any operational information for this instruction.

31	30	29	28	27	26	25	24	23	22	21	20	19	18	17	16	15	14	13	12	11	10	9	8	7	6	5	4	3	2	1	0		
sf	1	0	1	0	0	1	1	0	N	immr						x	1	1	1	1	1	Rn						Rd					
opc										imms																							

Encoding for the 32-bit variant

Applies when (sf == 0 && N == 0 && imms == 011111)

LSR <Wd>, <Wn>, #<shift>

is equivalent to

UBFM <Wd>, <Wn>, #<shift>, #31

and is always the preferred disassembly.

Encoding for the 64-bit variant

Applies when (sf == 1 && N == 1 && imms == 111111)

LSR <Xd>, <Xn>, #<shift>

is equivalent to

UBFM <Xd>, <Xn>, #<shift>, #63

and is always the preferred disassembly.

Assembler Symbols

<Wd>	Is the 32-bit name of the general-purpose destination register, encoded in the "Rd" field.
<Wn>	Is the 32-bit name of the general-purpose source register, encoded in the "Rn" field.
<shift>	For the "32-bit" variant: is the shift amount, in the range 0 to 31, encoded in the "immr" field. For the "64-bit" variant: is the shift amount, in the range 0 to 63, encoded in the "immr" field.
<Xd>	Is the 64-bit name of the general-purpose destination register, encoded in the "Rd" field.
<Xn>	Is the 64-bit name of the general-purpose source register, encoded in the "Rn" field.

Operation

The description of [UBFM](#) gives the operational pseudocode for this instruction.

Operational information

If PSTATE.DIT is 1:

- The execution time of this instruction is independent of:
 - The values of the data supplied in any of its registers.
 - The values of the NZCV flags.
- The response of this instruction to asynchronous exceptions does not vary based on:
 - The values of the data supplied in any of its registers.

- The values of the NZCV flags.

Internal version only: aarchmrs v2025-03_rel, pseudocode v2025-03_rel ; Build timestamp: 2025-03-21T17:41

Copyright © 2010-2025 Arm Limited or its affiliates. All rights reserved. This document is Non-Confidential.

LSR (register)

Logical shift right (register)

This instruction shifts a register value right by a variable number of bits, shifting in zeros, and writes the result to the destination register. The value of the second source register modulo the register size in bits gives the number of bits by which the first source register is right-shifted.

This is an alias of [LSRV](#). This means:

- The encodings in this description are named to match the encodings of [LSRV](#).
- The description of [LSRV](#) gives the operational pseudocode, any CONSTRAINED UNPREDICTABLE behavior, and any operational information for this instruction.

31	30	29	28	27	26	25	24	23	22	21	20	19	18	17	16	15	14	13	12	11	10	9	8	7	6	5	4	3	2	1	0
sf	0	0	1	1	0	1	0	1	1	0	Rm					0	0	1	0	0	1	Rn					Rd				
S											op2																				

Encoding for the 32-bit variant

Applies when (sf == 0)

LSR <Wd>, <Wn>, <Wm>

is equivalent to

[LSRV](#) <Wd>, <Wn>, <Wm>

and is always the preferred disassembly.

Encoding for the 64-bit variant

Applies when (sf == 1)

LSR <Xd>, <Xn>, <Xm>

is equivalent to

[LSRV](#) <Xd>, <Xn>, <Xm>

and is always the preferred disassembly.

Assembler Symbols

<Wd>	Is the 32-bit name of the general-purpose destination register, encoded in the "Rd" field.
<Wn>	Is the 32-bit name of the first general-purpose source register, encoded in the "Rn" field.
<Wm>	Is the 32-bit name of the second general-purpose source register holding a shift amount from 0 to 31 in its bottom 5 bits, encoded in the "Rm" field.
<Xd>	Is the 64-bit name of the general-purpose destination register, encoded in the "Rd" field.
<Xn>	Is the 64-bit name of the first general-purpose source register, encoded in the "Rn" field.
<Xm>	Is the 64-bit name of the second general-purpose source register holding a shift amount from 0 to 63 in its bottom 6 bits, encoded in the "Rm" field.

Operation

The description of [LSRV](#) gives the operational pseudocode for this instruction.

Operational information

If PSTATE.DIT is 1:

- The execution time of this instruction is independent of:
 - The values of the data supplied in any of its registers.

- The values of the NZCV flags.
- The response of this instruction to asynchronous exceptions does not vary based on:
 - The values of the data supplied in any of its registers.
 - The values of the NZCV flags.

Internal version only: aarchmrs v2025-03_rel, pseudocode v2025-03_rel ; Build timestamp: 2025-03-21T17:41

Copyright © 2010-2025 Arm Limited or its affiliates. All rights reserved. This document is Non-Confidential.

LSRV

Logical shift right variable

This instruction shifts a register value right by a variable number of bits, shifting in zeros, and writes the result to the destination register. The value of the second source register modulo the register size in bits gives the number of bits by which the first source register is right-shifted.

This instruction is used by the alias [LSR \(register\)](#).

31	30	29	28	27	26	25	24	23	22	21	20	19	18	17	16	15	14	13	12	11	10	9	8	7	6	5	4	3	2	1	0
sf	0	0	1	1	0	1	0	1	1	0	Rm					0	0	1	0	0	1	Rn					Rd				
S											op2																				

Encoding for the 32-bit variant

Applies when (sf == 0)

LSRV <Wd>, <Wn>, <Wm>

Encoding for the 64-bit variant

Applies when (sf == 1)

LSRV <Xd>, <Xn>, <Xm>

Decode for all variants of this encoding

```
constant integer d = UInt(Rd);
constant integer n = UInt(Rn);
constant integer m = UInt(Rm);
constant integer datasize = 32 << UInt(sf);
constant ShiftType shift_type = DecodeShift(op2);
```

Assembler Symbols

- <Wd> Is the 32-bit name of the general-purpose destination register, encoded in the "Rd" field.
- <Wn> Is the 32-bit name of the first general-purpose source register, encoded in the "Rn" field.
- <Wm> Is the 32-bit name of the second general-purpose source register holding a shift amount from 0 to 31 in its bottom 5 bits, encoded in the "Rm" field.
- <Xd> Is the 64-bit name of the general-purpose destination register, encoded in the "Rd" field.
- <Xn> Is the 64-bit name of the first general-purpose source register, encoded in the "Rn" field.
- <Xm> Is the 64-bit name of the second general-purpose source register holding a shift amount from 0 to 63 in its bottom 6 bits, encoded in the "Rm" field.

Operation

```
constant bits(datasize) operand2 = X[m, datasize];
X[d, datasize] = ShiftReg(n, shift_type, UInt(operand2) MOD datasize, datasize);
```

Operational information

- If PSTATE.DIT is 1:
- The execution time of this instruction is independent of:
 - The values of the data supplied in any of its registers.
 - The values of the NZCV flags.
 - The response of this instruction to asynchronous exceptions does not vary based on:
 - The values of the data supplied in any of its registers.
 - The values of the NZCV flags.

MADD

Multiply-add

This instruction multiplies two register values, adds a third register value, and writes the result to the destination register.

This instruction is used by the alias [MUL](#).

31	30	29	28	27	26	25	24	23	22	21	20	19	18	17	16	15	14	13	12	11	10	9	8	7	6	5	4	3	2	1	0
sf	0	0	1	1	0	1	1	0	0	0	Rm					0	Ra					Rn					Rd				
op54					op31					o0																					

Encoding for the 32-bit variant

Applies when (sf == 0)

MADD <Wd>, <Wn>, <Wm>, <Wa>

Encoding for the 64-bit variant

Applies when (sf == 1)

MADD <Xd>, <Xn>, <Xm>, <Xa>

Decode for all variants of this encoding

```
constant integer d = UInt(Rd);
constant integer n = UInt(Rn);
constant integer m = UInt(Rm);
constant integer a = UInt(Ra);
constant integer datasize = 32 << UInt(sf);
```

Assembler Symbols

- <Wd> Is the 32-bit name of the general-purpose destination register, encoded in the "Rd" field.
- <Wn> Is the 32-bit name of the first general-purpose source register holding the multiplicand, encoded in the "Rn" field.
- <Wm> Is the 32-bit name of the second general-purpose source register holding the multiplier, encoded in the "Rm" field.
- <Wa> Is the 32-bit name of the third general-purpose source register holding the addend, encoded in the "Ra" field.
- <Xd> Is the 64-bit name of the general-purpose destination register, encoded in the "Rd" field.
- <Xn> Is the 64-bit name of the first general-purpose source register holding the multiplicand, encoded in the "Rn" field.
- <Xm> Is the 64-bit name of the second general-purpose source register holding the multiplier, encoded in the "Rm" field.
- <Xa> Is the 64-bit name of the third general-purpose source register holding the addend, encoded in the "Ra" field.

Alias Conditions

Alias	Is preferred when
MUL	Ra == '11111'

Operation

```
constant bits(datasize) operand1 = X[n, datasize];
constant bits(datasize) operand2 = X[m, datasize];
constant bits(datasize) operand3 = X[a, datasize];

constant integer result = UInt(operand3) + (UInt(operand1) * UInt(operand2));
X[d, datasize] = result<datasize-1:0>;
```

Operational information

If PSTATE.DIT is 1:

- The execution time of this instruction is independent of:
 - The values of the data supplied in any of its registers.
 - The values of the NZCV flags.
- The response of this instruction to asynchronous exceptions does not vary based on:
 - The values of the data supplied in any of its registers.
 - The values of the NZCV flags.

Internal version only: aarchmrs v2025-03_rel, pseudocode v2025-03_rel ; Build timestamp: 2025-03-21T17:41

Copyright © 2010-2025 Arm Limited or its affiliates. All rights reserved. This document is Non-Confidential.

MADDPT

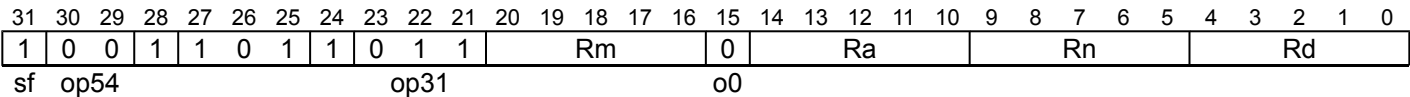
Multiply-add checked pointer

This instruction multiplies two register values, adds a third register value, and writes the result to the destination register. The intermediate product is treated as the offset.

If the operation would have generated a result where the most significant 8 bits of the result register differ from the most significant 8 bits of the base register, then the result is modified such that it is likely to be non-canonical when used as an address.

If the intermediate product cannot be correctly represented as a 64-bit two's complement value, then the result is modified such that it is likely to be non-canonical when used as an address.

Integer
(FEAT_CPA)



Encoding

MADDPT <Xd>, <Xn>, <Xm>, <Xa>

Decode for this encoding

```
if !IsFeatureImplemented(FEAT_CPA) then EndOfDecode(Decode_UNDEF);
constant integer d = UInt(Rd);
constant integer n = UInt(Rn);
constant integer m = UInt(Rm);
constant integer a = UInt(Ra);
```

Assembler Symbols

- <Xd> Is the 64-bit name of the general-purpose destination register, encoded in the "Rd" field.
- <Xn> Is the 64-bit name of the first general-purpose source register holding the multiplicand, encoded in the "Rn" field.
- <Xm> Is the 64-bit name of the second general-purpose source register holding the multiplier, encoded in the "Rm" field.
- <Xa> Is the 64-bit name of the third general-purpose source register holding the addend, encoded in the "Ra" field.

Operation

```
constant bits(64) operand1 = X[n, 64];
constant bits(64) operand2 = X[m, 64];
constant bits(64) operand3 = X[a, 64];

bits(64) result;

constant integer product = SInt(operand1) * SInt(operand2);

// Signed and unsigned twos complement arithmetic are equivalent if only a
// fixed number of bits are considered.
result = operand3 + product<63:0>;

constant boolean overflow = (product != SInt(product<63:0>));
result = PointerMultiplyAddCheck(result, operand3, overflow);

X[d, 64] = result;
```

MNEG

Multiply-negate

This instruction multiplies two register values, negates the product, and writes the result to the destination register.

This is an alias of [MSUB](#). This means:

- The encodings in this description are named to match the encodings of [MSUB](#).
 - The description of [MSUB](#) gives the operational pseudocode, any CONSTRAINED UNPREDICTABLE behavior, and any operational information for this instruction.
- | | | | | | | | | | | | | | | | | | | | | | | | | | | | | | | | | | | | |
|------|----|----|----|----|----|----|----|------|----|----|----|----|----|----|----|----|----|----|----|----|----|---|----|---|---|---|---|---|----|---|---|--|--|--|--|
| 31 | 30 | 29 | 28 | 27 | 26 | 25 | 24 | 23 | 22 | 21 | 20 | 19 | 18 | 17 | 16 | 15 | 14 | 13 | 12 | 11 | 10 | 9 | 8 | 7 | 6 | 5 | 4 | 3 | 2 | 1 | 0 | | | | |
| sf | 0 | 0 | 1 | 1 | 0 | 1 | 1 | 0 | 0 | 0 | Rm | | | | | | 1 | 1 | 1 | 1 | 1 | 1 | Rn | | | | | | Rd | | | | | | |
| op54 | | | | | | | | op31 | | | | | | | | o0 | | | | Ra | | | | | | | | | | | | | | | |

Encoding for the 32-bit variant

Applies when (sf == 0)

MNEG <Wd>, <Wn>, <Wm>

is equivalent to

[MSUB](#) <Wd>, <Wn>, <Wm>, WZR

and is always the preferred disassembly.

Encoding for the 64-bit variant

Applies when (sf == 1)

MNEG <Xd>, <Xn>, <Xm>

is equivalent to

[MSUB](#) <Xd>, <Xn>, <Xm>, XZR

and is always the preferred disassembly.

Assembler Symbols

- | | |
|------|--|
| <Wd> | Is the 32-bit name of the general-purpose destination register, encoded in the "Rd" field. |
| <Wn> | Is the 32-bit name of the first general-purpose source register holding the multiplicand, encoded in the "Rn" field. |
| <Wm> | Is the 32-bit name of the second general-purpose source register holding the multiplier, encoded in the "Rm" field. |
| <Xd> | Is the 64-bit name of the general-purpose destination register, encoded in the "Rd" field. |
| <Xn> | Is the 64-bit name of the first general-purpose source register holding the multiplicand, encoded in the "Rn" field. |
| <Xm> | Is the 64-bit name of the second general-purpose source register holding the multiplier, encoded in the "Rm" field. |

Operation

The description of [MSUB](#) gives the operational pseudocode for this instruction.

Operational information

If PSTATE.DIT is 1:

- The execution time of this instruction is independent of:
 - The values of the data supplied in any of its registers.
 - The values of the NZCV flags.
- The response of this instruction to asynchronous exceptions does not vary based on:
 - The values of the data supplied in any of its registers.

- The values of the NZCV flags.

Internal version only: aarchmrs v2025-03_rel, pseudocode v2025-03_rel ; Build timestamp: 2025-03-21T17:41

Copyright © 2010-2025 Arm Limited or its affiliates. All rights reserved. This document is Non-Confidential.

MOV (bitmask immediate)

Move bitmask immediate value

This instruction writes a bitmask immediate value to a register.

This is an alias of [ORR \(immediate\)](#). This means:

- The encodings in this description are named to match the encodings of [ORR \(immediate\)](#).
- The description of [ORR \(immediate\)](#) gives the operational pseudocode, any CONSTRAINED UNPREDICTABLE behavior, and any operational information for this instruction.

31	30	29	28	27	26	25	24	23	22	21	20	19	18	17	16	15	14	13	12	11	10	9	8	7	6	5	4	3	2	1	0	
sf	0	1	1	0	0	1	0	0	N	immr						imms						1	1	1	1	1	Rd					
opc										Rn																						

Encoding for the 32-bit variant

Applies when (sf == 0 && N == 0)

MOV <Wd|WSP>, #<imm>

is equivalent to

ORR <Wd|WSP>, WZR, #<imm>

and is the preferred disassembly when !MoveWidePreferred(sf, N, imms, immr).

Encoding for the 64-bit variant

Applies when (sf == 1)

MOV <Xd|SP>, #<imm>

is equivalent to

ORR <Xd|SP>, XZR, #<imm>

and is the preferred disassembly when !MoveWidePreferred(sf, N, imms, immr).

Assembler Symbols

<Wd WSP>	Is the 32-bit name of the destination general-purpose register or stack pointer, encoded in the "Rd" field.
<imm>	For the "32-bit" variant: is the bitmask immediate, encoded in "imms:immr", but excluding values which could be encoded by MOVZ or MOVN. For the "64-bit" variant: is the bitmask immediate, encoded in "N:imms:immr", but excluding values which could be encoded by MOVZ or MOVN.
<Xd SP>	Is the 64-bit name of the destination general-purpose register or stack pointer, encoded in the "Rd" field.

Operation

The description of [ORR \(immediate\)](#) gives the operational pseudocode for this instruction.

Operational information

If PSTATE.DIT is 1:

- The execution time of this instruction is independent of:
 - The values of the data supplied in any of its registers.
 - The values of the NZCV flags.
- The response of this instruction to asynchronous exceptions does not vary based on:
 - The values of the data supplied in any of its registers.
 - The values of the NZCV flags.

MOV (inverted wide immediate)

Move inverted wide immediate value

This instruction moves an inverted 16-bit immediate value to a register.

This is an alias of [MOVN](#). This means:

- The encodings in this description are named to match the encodings of [MOVN](#).
- The description of [MOVN](#) gives the operational pseudocode, any CONSTRAINED UNPREDICTABLE behavior, and any operational information for this instruction.

31	30	29	28	27	26	25	24	23	22	21	20	19	18	17	16	15	14	13	12	11	10	9	8	7	6	5	4	3	2	1	0				
sf		0		0		1		0		0		1		0		1		hw		imm16										Rd					
opc																																			

Encoding for the 32-bit variant

Applies when (sf == 0 && hw == 0x)

```
MOV <Wd>, #<imm>
```

is equivalent to

```
MOVN <Wd>, #<imm16>, LSL #<shift>
```

and is the preferred disassembly when `!(IsZero(imm16) && hw != '00') && !IsOnes(imm16)`.

Encoding for the 64-bit variant

Applies when (sf == 1)

```
MOV <Xd>, #<imm>
```

is equivalent to

```
MOVN <Xd>, #<imm16>, LSL #<shift>
```

and is the preferred disassembly when `!(IsZero(imm16) && hw != '00')`.

Assembler Symbols

<Wd>	Is the 32-bit name of the general-purpose destination register, encoded in the "Rd" field.
<imm>	For the "32-bit" variant: is a 32-bit immediate, the bitwise inverse of which can be encoded in "imm16:hw", but excluding 0xFFFF0000 and 0x0000FFFF
	For the "64-bit" variant: is a 64-bit immediate, the bitwise inverse of which can be encoded in "imm16:hw".
<Xd>	Is the 64-bit name of the general-purpose destination register, encoded in the "Rd" field.

Operation

The description of [MOVN](#) gives the operational pseudocode for this instruction.

Operational information

If PSTATE.DIT is 1:

- The execution time of this instruction is independent of:
 - The values of the data supplied in any of its registers.
 - The values of the NZCV flags.
- The response of this instruction to asynchronous exceptions does not vary based on:
 - The values of the data supplied in any of its registers.
 - The values of the NZCV flags.

MOV (register)

Move register value

This instruction copies the value in a source register to the destination register.

This is an alias of [ORR \(shifted register\)](#). This means:

- The encodings in this description are named to match the encodings of [ORR \(shifted register\)](#).
- The description of [ORR \(shifted register\)](#) gives the operational pseudocode, any CONSTRAINED UNPREDICTABLE behavior, and any operational information for this instruction.

31	30	29	28	27	26	25	24	23	22	21	20	19	18	17	16	15	14	13	12	11	10	9	8	7	6	5	4	3	2	1	0	
sf	0	1	0	1	0	1	0	0	0	0	Rm						0	0	0	0	0	0	1	1	1	1	1	Rd				
opc						shift					N	imm6										Rn										

Encoding for the 32-bit variant

Applies when (sf == 0)

MOV <Wd>, <Wm>

is equivalent to

ORR <Wd>, WZR, <Wm>

and is always the preferred disassembly.

Encoding for the 64-bit variant

Applies when (sf == 1)

MOV <Xd>, <Xm>

is equivalent to

ORR <Xd>, XZR, <Xm>

and is always the preferred disassembly.

Assembler Symbols

- <Wd> Is the 32-bit name of the general-purpose destination register, encoded in the "Rd" field.
- <Wm> Is the 32-bit name of the general-purpose source register, encoded in the "Rm" field.
- <Xd> Is the 64-bit name of the general-purpose destination register, encoded in the "Rd" field.
- <Xm> Is the 64-bit name of the general-purpose source register, encoded in the "Rm" field.

Operation

The description of [ORR \(shifted register\)](#) gives the operational pseudocode for this instruction.

Operational information

- If PSTATE.DIT is 1:
- The execution time of this instruction is independent of:
 - The values of the data supplied in any of its registers.
 - The values of the NZCV flags.
 - The response of this instruction to asynchronous exceptions does not vary based on:
 - The values of the data supplied in any of its registers.
 - The values of the NZCV flags.

MOV (to/from SP)

Move register value to or from SP

This instruction copies the value of a register to or from the stack pointer.

This is an alias of [ADD \(immediate\)](#). This means:

- The encodings in this description are named to match the encodings of [ADD \(immediate\)](#).
- The description of [ADD \(immediate\)](#) gives the operational pseudocode, any CONSTRAINED UNPREDICTABLE behavior, and any operational information for this instruction.

31	30	29	28	27	26	25	24	23	22	21	20	19	18	17	16	15	14	13	12	11	10	9	8	7	6	5	4	3	2	1	0		
sf	0	0	1	0	0	0	1	0	0	0	0	0	0	0	0	0	0	0	0	0	0	Rn						Rd					
op		S						sh								imm12																	

Encoding for the 32-bit variant

Applies when (sf == 0)

MOV <Wd|WSP>, <Wn|WSP>

is equivalent to

ADD <Wd|WSP>, <Wn|WSP>, #0

and is the preferred disassembly when Rd == '11111' || Rn == '11111'.

Encoding for the 64-bit variant

Applies when (sf == 1)

MOV <Xd|SP>, <Xn|SP>

is equivalent to

ADD <Xd|SP>, <Xn|SP>, #0

and is the preferred disassembly when Rd == '11111' || Rn == '11111'.

Assembler Symbols

- <Wd|WSP> Is the 32-bit name of the destination general-purpose register or stack pointer, encoded in the "Rd" field.
- <Wn|WSP> Is the 32-bit name of the source general-purpose register or stack pointer, encoded in the "Rn" field.
- <Xd|SP> Is the 64-bit name of the destination general-purpose register or stack pointer, encoded in the "Rd" field.
- <Xn|SP> Is the 64-bit name of the source general-purpose register or stack pointer, encoded in the "Rn" field.

Operation

The description of [ADD \(immediate\)](#) gives the operational pseudocode for this instruction.

Operational information

- If PSTATE.DIT is 1:
- The execution time of this instruction is independent of:
 - The values of the data supplied in any of its registers.
 - The values of the NZCV flags.
 - The response of this instruction to asynchronous exceptions does not vary based on:
 - The values of the data supplied in any of its registers.
 - The values of the NZCV flags.

MOV (wide immediate)

Move wide immediate value

This instruction moves a 16-bit immediate value to a register.

This is an alias of [MOVZ](#). This means:

- The encodings in this description are named to match the encodings of [MOVZ](#).
- The description of [MOVZ](#) gives the operational pseudocode, any CONSTRAINED UNPREDICTABLE behavior, and any operational information for this instruction.

31	30	29	28	27	26	25	24	23	22	21	20	19	18	17	16	15	14	13	12	11	10	9	8	7	6	5	4	3	2	1	0				
sf		1		0		1		0		0		1		0		1		hw		imm16										Rd					

opc

Encoding for the 32-bit variant

Applies when (sf == 0 && hw == 0x)

```
MOV <Wd>, #<imm>
```

is equivalent to

```
MOVZ <Wd>, #<imm16>, LSL #<shift>
```

and is the preferred disassembly when `!(IsZero(imm16) && hw != '00')`.

Encoding for the 64-bit variant

Applies when (sf == 1)

```
MOV <Xd>, #<imm>
```

is equivalent to

```
MOVZ <Xd>, #<imm16>, LSL #<shift>
```

and is the preferred disassembly when `!(IsZero(imm16) && hw != '00')`.

Assembler Symbols

- <Wd> Is the 32-bit name of the general-purpose destination register, encoded in the "Rd" field.
- <imm> For the "32-bit" variant: is a 32-bit immediate which can be encoded in "imm16:hw".
For the "64-bit" variant: is a 64-bit immediate which can be encoded in "imm16:hw".
- <Xd> Is the 64-bit name of the general-purpose destination register, encoded in the "Rd" field.

Operation

The description of [MOVZ](#) gives the operational pseudocode for this instruction.

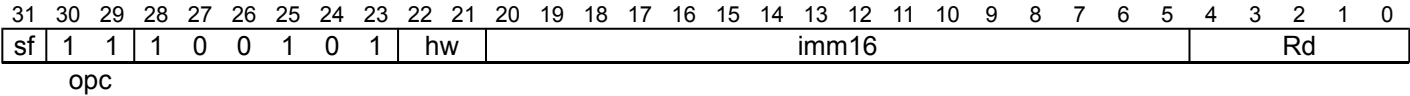
Operational information

- If PSTATE.DIT is 1:
- The execution time of this instruction is independent of:
 - The values of the data supplied in any of its registers.
 - The values of the NZCV flags.
 - The response of this instruction to asynchronous exceptions does not vary based on:
 - The values of the data supplied in any of its registers.
 - The values of the NZCV flags.

MOVK

Move wide with keep

This instruction moves an optionally-shifted 16-bit immediate value into a register, keeping other bits unchanged.



Encoding for the 32-bit variant

Applies when (sf == 0 && hw == 0x)

```
MOVK <Wd>, #<imm>{, LSL #<shift>}
```

Encoding for the 64-bit variant

Applies when (sf == 1)

```
MOVK <Xd>, #<imm>{, LSL #<shift>}
```

Decode for all variants of this encoding

```
if sf == '0' && hw<1> == '1' then EndOfDecode(Decode_UNDEF);

constant integer d = UInt(Rd);
constant integer datasize = 32 << UInt(sf);
constant bits(16) imm = imm16;
constant integer pos = UInt(hw) << 4;
```

Assembler Symbols

- <Wd> Is the 32-bit name of the general-purpose destination register, encoded in the "Rd" field.
- <imm> Is the 16-bit unsigned immediate, in the range 0 to 65535, encoded in the "imm16" field.
- <shift> For the "32-bit" variant: is the amount by which to shift the immediate left, either 0 (the default) or 16, encoded in the "hw" field as <shift>/16.
For the "64-bit" variant: is the amount by which to shift the immediate left, either 0 (the default), 16, 32 or 48, encoded in the "hw" field as <shift>/16.
- <Xd> Is the 64-bit name of the general-purpose destination register, encoded in the "Rd" field.

Operation

```
bits(datasize) result = X[d, datasize];
result<pos+15:pos> = imm;
X[d, datasize] = result;
```

Operational information

- If PSTATE.DIT is 1:
- The execution time of this instruction is independent of:
 - The values of the data supplied in any of its registers.
 - The values of the NZCV flags.
 - The response of this instruction to asynchronous exceptions does not vary based on:
 - The values of the data supplied in any of its registers.
 - The values of the NZCV flags.

MOVN

Move wide with NOT

This instruction moves the inverse of an optionally-shifted 16-bit immediate value to a register.

This instruction is used by the alias [MOV \(inverted wide immediate\)](#).

31	30	29	28	27	26	25	24	23	22	21	20	19	18	17	16	15	14	13	12	11	10	9	8	7	6	5	4	3	2	1	0
sf	0	0	1	0	0	1	0	1	hw		imm16														Rd						
opc																															

Encoding for the 32-bit variant

Applies when (sf == 0 && hw == 0x)

```
MOVN <Wd>, #<imm>{, LSL #<shift>}
```

Encoding for the 64-bit variant

Applies when (sf == 1)

```
MOVN <Xd>, #<imm>{, LSL #<shift>}
```

Decode for all variants of this encoding

```
if sf == '0' && hw<1> == '1' then EndOfDecode(Decode_UNDEF);

constant integer d = UInt(Rd);
constant integer datasize = 32 << UInt(sf);
constant bits(16) imm = imm16;
constant integer pos = UInt(hw) << 4;
```

Assembler Symbols

<Wd>	Is the 32-bit name of the general-purpose destination register, encoded in the "Rd" field.
<imm>	Is the 16-bit unsigned immediate, in the range 0 to 65535, encoded in the "imm16" field.
<shift>	For the "32-bit" variant: is the amount by which to shift the immediate left, either 0 (the default) or 16, encoded in the "hw" field as <shift>/16. For the "64-bit" variant: is the amount by which to shift the immediate left, either 0 (the default), 16, 32 or 48, encoded in the "hw" field as <shift>/16.
<Xd>	Is the 64-bit name of the general-purpose destination register, encoded in the "Rd" field.

Alias Conditions

Alias	Of variant	Is preferred when
MOV (inverted wide immediate)	32-bit	!(IsZero(imm16) && hw != '00') && !IsOnes(imm16)
MOV (inverted wide immediate)	64-bit	!(IsZero(imm16) && hw != '00')

Operation

```
bits(datasize) result = Zeros(datasize);
result<pos+15:pos> = imm;
X[d, datasize] = NOT(result);
```

Operational information

- If PSTATE.DIT is 1:
- The execution time of this instruction is independent of:

- The values of the data supplied in any of its registers.
 - The values of the NZCV flags.
- The response of this instruction to asynchronous exceptions does not vary based on:
 - The values of the data supplied in any of its registers.
 - The values of the NZCV flags.

Internal version only: aarchmrs v2025-03_rel, pseudocode v2025-03_rel ; Build timestamp: 2025-03-21T17:41

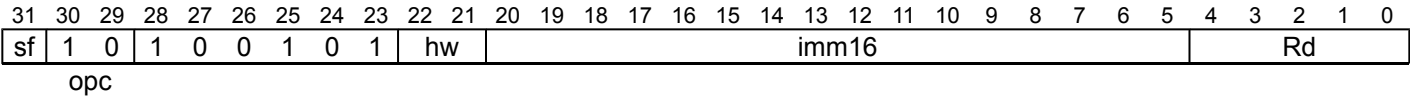
Copyright © 2010-2025 Arm Limited or its affiliates. All rights reserved. This document is Non-Confidential.

MOVZ

Move wide with zero

This instruction moves an optionally-shifted 16-bit immediate value to a register.

This instruction is used by the alias [MOV \(wide immediate\)](#).



Encoding for the 32-bit variant

Applies when (sf == 0 && hw == 0x)

```
MOVZ <Wd>, #<imm>{, LSL #<shift>}
```

Encoding for the 64-bit variant

Applies when (sf == 1)

```
MOVZ <Xd>, #<imm>{, LSL #<shift>}
```

Decode for all variants of this encoding

```
if sf == '0' && hw<1> == '1' then EndOfDecode(Decode_UNDEF);

constant integer d = UInt(Rd);
constant integer datasize = 32 << UInt(sf);
constant bits(16) imm = imm16;
constant integer pos = UInt(hw) << 4;
```

Assembler Symbols

- <Wd> Is the 32-bit name of the general-purpose destination register, encoded in the "Rd" field.
- <imm> Is the 16-bit unsigned immediate, in the range 0 to 65535, encoded in the "imm16" field.
- <shift> For the "32-bit" variant: is the amount by which to shift the immediate left, either 0 (the default) or 16, encoded in the "hw" field as <shift>/16.
For the "64-bit" variant: is the amount by which to shift the immediate left, either 0 (the default), 16, 32 or 48, encoded in the "hw" field as <shift>/16.
- <Xd> Is the 64-bit name of the general-purpose destination register, encoded in the "Rd" field.

Alias Conditions

Alias	Is preferred when
MOV (wide immediate)	!(IsZero(imm16) && hw != '00')

Operation

```
bits(datasize) result = Zeros(datasize);
result<pos+15:pos> = imm;
X[d, datasize] = result;
```

Operational information

- If PSTATE.DIT is 1:
- The execution time of this instruction is independent of:
 - The values of the data supplied in any of its registers.
 - The values of the NZCV flags.

- The response of this instruction to asynchronous exceptions does not vary based on:
 - The values of the data supplied in any of its registers.
 - The values of the NZCV flags.

Internal version only: aarchmrs v2025-03_rel, pseudocode v2025-03_rel ; Build timestamp: 2025-03-21T17:41

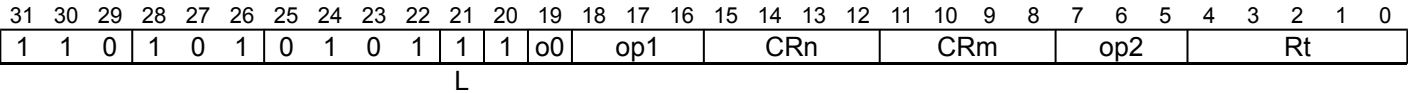
Copyright © 2010-2025 Arm Limited or its affiliates. All rights reserved. This document is Non-Confidential.

MRRS

Move System register to two adjacent general-purpose registers

This instruction allows the PE to read an AArch64 128-bit System register into two adjacent 64-bit general-purpose registers.

System
(FEAT_SYSREG128)



Encoding

MRRS <Xt>, <Xt+1>, (<systemreg>|S<op0>_<op1>_<Cn>_<Cm>_<op2>)

Decode for this encoding

```
if !IsFeatureImplemented(FEAT_SYSREG128) then EndOfDecode(Decode_UNDEF);
if Rt<0> == '1' then EndOfDecode(Decode_UNDEF);

constant integer t      = UInt(Rt);
constant integer t2     = UInt(Rt+1);
constant bits(1) sys_L  = L;
constant bits(2) sys_op0 = '1' : o0;
constant bits(3) sys_op1 = op1;
constant bits(3) sys_op2 = op2;
constant bits(4) sys_crn = CRn;
constant bits(4) sys_crm = CRm;
```

Assembler Symbols

- <Xt>Is the 64-bit name of the first general-purpose destination register, encoded in the "Rt" field.
- <Xt+1>Is the 64-bit name of the second general-purpose destination register, encoded as "Rt" +1.
- <systemreg>Is a System register name, encoded in "o0:op1:CRn:CRm:op2".
- <op0>Is an unsigned immediate, encoded in “o0”:

o0	<op0>
0	2
1	3

- <op1>Is a 3-bit unsigned immediate, in the range 0 to 7, encoded in the "op1" field.
- <Cn>Is a name 'Cn', with 'n' in the range 0 to 15, encoded in the "CRn" field.
- <Cm>Is a name 'Cm', with 'm' in the range 0 to 15, encoded in the "CRm" field.
- <op2>Is a 3-bit unsigned immediate, in the range 0 to 7, encoded in the "op2" field.

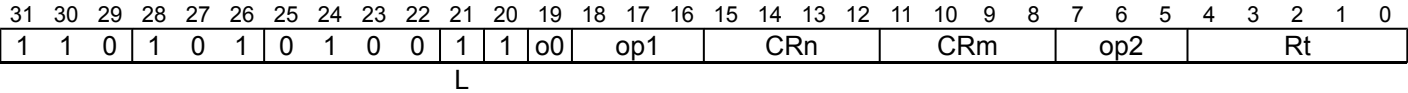
Operation

```
AArch64.CheckSystemAccess(sys_op0, sys_op1, sys_crn, sys_crm, sys_op2, t, sys_L);
AArch64.SysRegRead128(sys_op0, sys_op1, sys_crn, sys_crm, sys_op2, t, t2);
```

MRS

Move System register to general-purpose register

This instruction allows the PE to read an AArch64 System register into a general-purpose register.



Encoding

MRS <Xt>, (<systemreg>|S<op0>_<op1>_<Cn>_<Cm>_<op2>)

Decode for this encoding

```
constant integer t      = UInt(Rt);
constant bits(1) sys_L  = L;
constant bits(2) sys_op0 = '1' : o0;
constant bits(3) sys_op1 = op1;
constant bits(3) sys_op2 = op2;
constant bits(4) sys_crn = CRn;
constant bits(4) sys_crm = CRm;
```

Assembler Symbols

- <Xt> Is the 64-bit name of the general-purpose destination register, encoded in the "Rt" field.
- <systemreg> Is a System register name, encoded in "o0:op1:CRn:CRm:op2".
The System register names are defined in *'AArch64 System Registers' in the System Register XML*.
- <op0> Is an unsigned immediate, encoded in “o0”:

o0	<op0>
0	2
1	3
- <op1> Is a 3-bit unsigned immediate, in the range 0 to 7, encoded in the "op1" field.
- <Cn> Is a name 'Cn', with 'n' in the range 0 to 15, encoded in the "CRn" field.
- <Cm> Is a name 'Cm', with 'm' in the range 0 to 15, encoded in the "CRm" field.
- <op2> Is a 3-bit unsigned immediate, in the range 0 to 7, encoded in the "op2" field.

Operation

```
AArch64.CheckSystemAccess(sys_op0, sys_op1, sys_crn, sys_crm, sys_op2, t, sys_L);
AArch64.SysRegRead(sys_op0, sys_op1, sys_crn, sys_crm, sys_op2, t);
```

MSR (immediate)

Move immediate value to special register

This instruction moves an immediate value to selected bits of the PSTATE. For more information, see *Process state, PSTATE*.

The bits that can be written by this instruction are:

- PSTATE.D, PSTATE.A, PSTATE.I, PSTATE.F, and PSTATE.SP.
- If *FEAT_SSBS* is implemented, PSTATE.SSBS.
- If *FEAT_PAN* is implemented, PSTATE.PAN.
- If *FEAT_UAO* is implemented, PSTATE.UAO.
- If *FEAT_DIT* is implemented, PSTATE.DIT.
- If *FEAT_MTE* is implemented, PSTATE.TCO.
- If *FEAT_NMI* is implemented, PSTATE.ALLINT.
- If *FEAT_SME* is implemented, PSTATE.SM and PSTATE.ZA.
- If FEAT_EBEP is implemented, PSTATE.PM.

If *FEAT_MTE* is implemented and *FEAT_MTE2* is not implemented, it is IMPLEMENTATION DEFINED whether writes to PSTATE.TCO by this instruction are ignored.

This instruction is used by the aliases *SMSTART*, and *SMSTOP*.

31	30	29	28	27	26	25	24	23	22	21	20	19	18	17	16	15	14	13	12	11	10	9	8	7	6	5	4	3	2	1	0
1	1	0	1	0	1	0	1	0	0	0	0	0	op1			0	1	0	0	CRm			op2			1	1	1	1	1	
Rt																															

Encoding

Applies when `(!(op1 == '000' && op2 IN {'00x', '010'}))`

MSR `<pstatefield>`, `#<imm>`

Decode for this encoding


```

if op1 == '000' && op2 == '000' then SEE "CFINV";
if op1 == '000' && op2 == '001' then SEE "XAFLAG";
if op1 == '000' && op2 == '010' then SEE "AXFLAG";

bits(2) min_EL;
boolean need_secure = FALSE;

case op1 of
  when '00x'
    min_EL = EL1;
  when '010'
    min_EL = EL1;
  when '011'
    min_EL = EL0;
  when '100'
    min_EL = EL2;
  when '101'
    if !IsFeatureImplemented(FEAT_VHE) then EndOfDecode (Decode\_UNDEF);
    min_EL = EL2;
  when '110'
    min_EL = EL3;
  when '111'
    min_EL = EL1;
    need_secure = TRUE;

constant bits(4) operand = CRm;
PSTATEField field;
case op1:op2 of
  when '000 011'
    if !IsFeatureImplemented(FEAT_UAO) then EndOfDecode (Decode\_UNDEF);
    field = PSTATEField\_UAO;
  when '000 100'
    if !IsFeatureImplemented(FEAT_PAN) then EndOfDecode (Decode\_UNDEF);
    field = PSTATEField\_PAN;
  when '000 101' field = PSTATEField\_SP;
  when '001 000'
    case CRm of
      when '000x'
        if !IsFeatureImplemented(FEAT_NMI) then EndOfDecode (Decode\_UNDEF);
        field = PSTATEField\_ALLINT;
      when '001x'
        if !IsFeatureImplemented(FEAT_EBEP) then EndOfDecode (Decode\_UNDEF);
        field = PSTATEField\_PM;
      otherwise
        EndOfDecode (Decode\_UNDEF);
  when '011 010'
    if !IsFeatureImplemented(FEAT_DIT) then EndOfDecode (Decode\_UNDEF);
    field = PSTATEField\_DIT;
  when '011 011'
    case CRm of
      when '001x'
        if !IsFeatureImplemented(FEAT_SME) then EndOfDecode (Decode\_UNDEF);
        field = PSTATEField\_SVCRSM;
      when '010x'
        if !IsFeatureImplemented(FEAT_SME) then EndOfDecode (Decode\_UNDEF);
        field = PSTATEField\_SVCRZA;
      when '011x'
        if !IsFeatureImplemented(FEAT_SME) then EndOfDecode (Decode\_UNDEF);
        field = PSTATEField\_SVCRSMZA;
      otherwise
        EndOfDecode (Decode\_UNDEF);
  when '011 100'
    if !IsFeatureImplemented(FEAT_MTE) then EndOfDecode (Decode\_UNDEF);
    field = PSTATEField\_TCO;
  when '011 110' field = PSTATEField\_DAIFFSet;
  when '011 111' field = PSTATEField\_DAIFFClr;
  when '011 001'
    if !IsFeatureImplemented(FEAT_SSBS) then EndOfDecode (Decode\_UNDEF);
    field = PSTATEField\_SSBS;
  otherwise
    EndOfDecode (Decode\_UNDEF);

```

Assembler Symbols

<pstatefield> Is a PSTATE field name. For the MSR instruction, this is encoded in “CRm:op1:op2”:

CRm	op1	op2	<pstatefield>	Architectural Feature
xxxx	000	011	UAO	FEAT_UAO
xxxx	000	100	PAN	FEAT_PAN
xxxx	000	101	SPSel	-
xxxx	000	11x	RESERVED	-
000x	001	000	ALLINT	FEAT_NMI
xxxx	001	001	RESERVED	-
xxxx	001	01x	RESERVED	-
xxxx	001	1xx	RESERVED	-
xxxx	010	xxx	RESERVED	-
xxxx	011	000	RESERVED	-
xxxx	011	001	SSBS	FEAT_SSBS
xxxx	011	010	DIT	FEAT_DIT
000x	011	011	RESERVED	-
xxxx	011	100	TCO	FEAT_MTE
xxxx	011	101	RESERVED	-
xxxx	011	110	DAIFSet	-
xxxx	011	111	DAIFClr	-
xxxx	1xx	xxx	RESERVED	-
001x	001	000	PM	FEAT_EBEP
001x	011	011	SVCRSM	FEAT_SME
01xx	001	000	RESERVED	-
010x	011	011	SVCRZA	FEAT_SME
011x	011	011	SVCRSMZA	FEAT_SME
1xxx	001	000	RESERVED	-
1xxx	011	011	RESERVED	-

For the SMSTART and SMSTOP aliases, this is encoded in "CRm<2:1>", where 0b01 specifies SVCRSM, 0b10 specifies SVCRZA, and 0b11 specifies SVCRSMZA.

<imm> Is a 4-bit unsigned immediate, in the range 0 to 15, encoded in the "CRm" field. Restricted to the range 0 to 1, encoded in "CRm<0>", when <pstatefield> is ALLINT, PM, SVCRSM, SVCRSMZA, or SVCRZA.

Alias Conditions

Alias	Is preferred when
SMSTART	op1 == '011' && CRm IN {'0xx1'} && op2 == '011'
SMSTOP	op1 == '011' && CRm IN {'0xx0'} && op2 == '011'

Operation

```
AArch64.CheckSystemAccess('00', op1, '0100', CRm, op2, 31, '0');
if UInt(PSTATE.EL) < UInt(min_EL) then UNDEFINED;
if need_secure && CurrentSecurityState() != SS\_Secure then UNDEFINED;

case field of
  when PSTATEField\_SSBS
    PSTATE.SSBS = operand<0>;
  when PSTATEField\_SP
    PSTATE.SP = operand<0>;
  when PSTATEField\_DAIFFSet
    AArch64.CheckDAIFAccess(PSTATEField\_DAIFFSet);
    PSTATE.D = PSTATE.D OR operand<3>;
    PSTATE.A = PSTATE.A OR operand<2>;
    PSTATE.I = PSTATE.I OR operand<1>;
    PSTATE.F = PSTATE.F OR operand<0>;
  when PSTATEField\_DAIFFClr
    AArch64.CheckDAIFAccess(PSTATEField\_DAIFFClr);
    PSTATE.D = PSTATE.D AND NOT(operand<3>);
    PSTATE.A = PSTATE.A AND NOT(operand<2>);
    PSTATE.I = PSTATE.I AND NOT(operand<1>);
    PSTATE.F = PSTATE.F AND NOT(operand<0>);
  when PSTATEField\_PAN
    PSTATE.PAN = operand<0>;
  when PSTATEField\_UAO
    PSTATE.UAO = operand<0>;
  when PSTATEField\_DIT
    PSTATE.DIT = operand<0>;
  when PSTATEField\_TCO
    PSTATE.TCO = operand<0>;
  when PSTATEField\_ALLINT
    if (PSTATE.EL == EL1 && IsHCRXEL2Enabled() &&
        HCRX_EL2.TALLINT == '1' && operand<0> == '1') then
      AArch64.SystemAccessTrap(EL2, 0x18);
    PSTATE.ALLINT = operand<0>;
  when PSTATEField\_SVCRSM
    CheckSMEAccess();
    SetPSTATE\_SM(operand<0>);
  when PSTATEField\_SVCRZA
    CheckSMEAccess();
    SetPSTATE\_ZA(operand<0>);
  when PSTATEField\_SVCRSMZA
    CheckSMEAccess();
    SetPSTATE\_SM(operand<0>);
    SetPSTATE\_ZA(operand<0>);
  when PSTATEField\_PM
    PSTATE.PM = operand<0>;
```

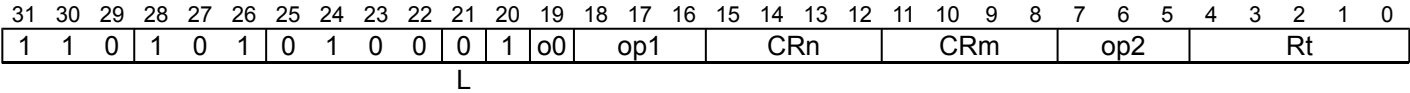
Internal version only: aarchmrs v2025-03_rel, pseudocode v2025-03_rel ; Build timestamp: 2025-03-21T17:41

Copyright © 2010-2025 Arm Limited or its affiliates. All rights reserved. This document is Non-Confidential.

MSR (register)

Move general-purpose register to System register

This instruction allows the PE to write an AArch64 System register from a general-purpose register.



Encoding

MSR (<systemreg>|S<op0>_<op1>_<Cn>_<Cm>_<op2>), <Xt>

Decode for this encoding

```
constant integer t      = UInt(Rt);
constant bits(1) sys_L  = L;
constant bits(2) sys_op0 = '1' : o0;
constant bits(3) sys_op1 = op1;
constant bits(3) sys_op2 = op2;
constant bits(4) sys_crn = CRn;
constant bits(4) sys_crm = CRm;
```

Assembler Symbols

<systemreg> Is a System register name, encoded in "o0:op1:CRn:CRm:op2".
The System register names are defined in 'AArch64 System Registers' in the System Register XML.

<op0> Is an unsigned immediate, encoded in “o0”:

o0	<op0>
0	2
1	3

<op1> Is a 3-bit unsigned immediate, in the range 0 to 7, encoded in the "op1" field.

<Cn> Is a name 'Cn', with 'n' in the range 0 to 15, encoded in the "CRn" field.

<Cm> Is a name 'Cm', with 'm' in the range 0 to 15, encoded in the "CRm" field.

<op2> Is a 3-bit unsigned immediate, in the range 0 to 7, encoded in the "op2" field.

<Xt> Is the 64-bit name of the general-purpose source register, encoded in the "Rt" field.

Operation

```
AArch64.CheckSystemAccess(sys_op0, sys_op1, sys_crn, sys_crm, sys_op2, t, sys_L);
AArch64.SysRegWrite(sys_op0, sys_op1, sys_crn, sys_crm, sys_op2, t);
```

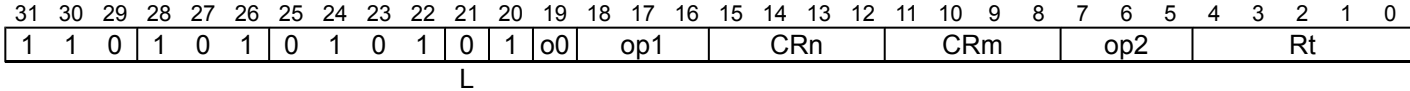
MSRR

Move two adjacent general-purpose registers to System register

This instruction allows the PE to write an AArch64 128-bit System register from two adjacent 64-bit general-purpose registers.

System

(FEAT_SYSREG128)



Encoding

MSRR (`<systemreg>`|S`<op0>`_`<op1>`_`<Cn>`_`<Cm>`_`<op2>`), `<Xt>`, `<Xt+1>`

Decode for this encoding

```

if !IsFeatureImplemented(FEAT_SYSREG128) then EndOfDecode(Decode\_UNDEF);
if Rt<0> == '1' then EndOfDecode(Decode\_UNDEF);

constant integer t      = UInt(Rt);
constant integer t2     = UInt(Rt+1);
constant bits(1) sys_L  = L;
constant bits(2) sys_op0 = '1' : o0;
constant bits(3) sys_op1 = op1;
constant bits(3) sys_op2 = op2;
constant bits(4) sys_crn = CRn;
constant bits(4) sys_crm = CRm;

```

Assembler Symbols

<systemreg> Is a System register name, encoded in "o0:op1:CRn:CRm:op2".

<op0> Is an unsigned immediate, encoded in “o0”:

o0	<op0>
0	2
1	3

<op1> Is a 3-bit unsigned immediate, in the range 0 to 7, encoded in the "op1" field.

<Cn> Is a name 'Cn', with 'n' in the range 0 to 15, encoded in the "CRn" field.

<Cm> Is a name 'Cm', with 'm' in the range 0 to 15, encoded in the "CRm" field.

<op2> Is a 3-bit unsigned immediate, in the range 0 to 7, encoded in the "op2" field.

<Xt> Is the 64-bit name of the first general-purpose source register, encoded in the "Rt" field.

<Xt+1> Is the 64-bit name of the second general-purpose source register, encoded as "Rt" + 1.

Operation

```
AArch64.CheckSystemAccess(sys_op0, sys_op1, sys_crn, sys_crm, sys_op2, t, sys_l);
AArch64.SysRegWrite128(sys_op0, sys_op1, sys_crn, sys_crm, sys_op2, t, t2);
```

MSUB

Multiply-subtract

This instruction multiplies two register values, subtracts the product from a third register value, and writes the result to the destination register.

This instruction is used by the alias [MNEG](#).

31	30	29	28	27	26	25	24	23	22	21	20	19	18	17	16	15	14	13	12	11	10	9	8	7	6	5	4	3	2	1	0
sf	0	0	1	1	0	1	1	0	0	0	Rm				1	Ra				Rn				Rd							
op54								op31				o0																			

Encoding for the 32-bit variant

Applies when (sf == 0)

MSUB <Wd>, <Wn>, <Wm>, <Wa>

Encoding for the 64-bit variant

Applies when (sf == 1)

MSUB <Xd>, <Xn>, <Xm>, <Xa>

Decode for all variants of this encoding

```
constant integer d = UInt(Rd);
constant integer n = UInt(Rn);
constant integer m = UInt(Rm);
constant integer a = UInt(Ra);
constant integer datasize = 32 << UInt(sf);
```

Assembler Symbols

<Wd>	Is the 32-bit name of the general-purpose destination register, encoded in the "Rd" field.
<Wn>	Is the 32-bit name of the first general-purpose source register holding the multiplicand, encoded in the "Rn" field.
<Wm>	Is the 32-bit name of the second general-purpose source register holding the multiplier, encoded in the "Rm" field.
<Wa>	Is the 32-bit name of the third general-purpose source register holding the minuend, encoded in the "Ra" field.
<Xd>	Is the 64-bit name of the general-purpose destination register, encoded in the "Rd" field.
<Xn>	Is the 64-bit name of the first general-purpose source register holding the multiplicand, encoded in the "Rn" field.
<Xm>	Is the 64-bit name of the second general-purpose source register holding the multiplier, encoded in the "Rm" field.
<Xa>	Is the 64-bit name of the third general-purpose source register holding the minuend, encoded in the "Ra" field.

Alias Conditions

Alias	Is preferred when
MNEG	Ra == '11111'

Operation

```
constant bits(datasize) operand1 = X[n, datasize];
constant bits(datasize) operand2 = X[m, datasize];
constant bits(datasize) operand3 = X[a, datasize];

constant integer result = UInt(operand3) - (UInt(operand1) * UInt(operand2));
X[d, datasize] = result<datasize-1:0>;
```

Operational information

If PSTATE.DIT is 1:

- The execution time of this instruction is independent of:
 - The values of the data supplied in any of its registers.
 - The values of the NZCV flags.
- The response of this instruction to asynchronous exceptions does not vary based on:
 - The values of the data supplied in any of its registers.
 - The values of the NZCV flags.

Internal version only: aarchmrs v2025-03_rel, pseudocode v2025-03_rel ; Build timestamp: 2025-03-21T17:41

Copyright © 2010-2025 Arm Limited or its affiliates. All rights reserved. This document is Non-Confidential.

MSUBPT

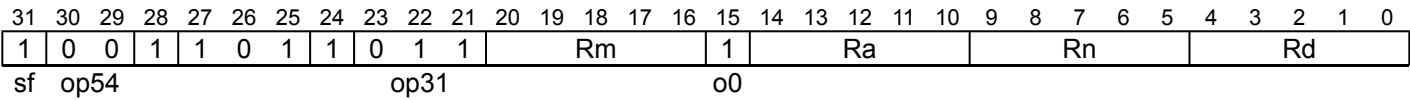
Multiply-subtract checked pointer

This instruction multiplies two register values, subtracts the product from a third register value, and writes the result to the destination register. The intermediate product is treated as the offset.

If the operation would have generated a result where the most significant 8 bits of the result register differ from the most significant 8 bits of the base register, then the result is modified such that it is likely to be non-canonical when used as an address.

If the intermediate product cannot be correctly represented as a 64-bit two's complement value, then the result is modified such that it is likely to be non-canonical when used as an address.

Integer
(FEAT_CPA)



Encoding

MSUBPT <Xd>, <Xn>, <Xm>, <Xa>

Decode for this encoding

```
if !IsFeatureImplemented(FEAT_CPA) then EndOfDecode(Decode_UNDEF);
constant integer d = UInt(Rd);
constant integer n = UInt(Rn);
constant integer m = UInt(Rm);
constant integer a = UInt(Ra);
```

Assembler Symbols

- <Xd> Is the 64-bit name of the general-purpose destination register, encoded in the "Rd" field.
- <Xn> Is the 64-bit name of the first general-purpose source register holding the multiplicand, encoded in the "Rn" field.
- <Xm> Is the 64-bit name of the second general-purpose source register holding the multiplier, encoded in the "Rm" field.
- <Xa> Is the 64-bit name of the third general-purpose source register holding the minuend, encoded in the "Ra" field.

Operation

```
constant bits(64) operand1 = X[n, 64];
constant bits(64) operand2 = X[m, 64];
constant bits(64) operand3 = X[a, 64];

bits(64) result;

constant integer product = SInt(operand1) * SInt(operand2);

// Signed and unsigned twos complement arithmetic are equivalent if only a
// fixed number of bits are considered.
result = operand3 - product<63:0>;

constant boolean overflow = (product != SInt(product<63:0>));
result = PointerMultiplyAddCheck(result, operand3, overflow);

X[d, 64] = result;
```


MUL

Multiply

This instruction multiplies two register values and writes the result to the destination register.

This is an alias of [MADD](#). This means:

- The encodings in this description are named to match the encodings of [MADD](#).
 - The description of [MADD](#) gives the operational pseudocode, any CONSTRAINED UNPREDICTABLE behavior, and any operational information for this instruction.
- | | | | | | | | | | | | | | | | | | | | | | | | | | | | | | | | | |
|------|----|----|----|----|----|----|----|------|----|----|----|----|----|----|----|----|----|----|----|----|----|---|----|---|---|---|---|---|----|---|---|--|
| 31 | 30 | 29 | 28 | 27 | 26 | 25 | 24 | 23 | 22 | 21 | 20 | 19 | 18 | 17 | 16 | 15 | 14 | 13 | 12 | 11 | 10 | 9 | 8 | 7 | 6 | 5 | 4 | 3 | 2 | 1 | 0 | |
| sf | 0 | 0 | 1 | 1 | 0 | 1 | 1 | 0 | 0 | 0 | Rm | | | | | | 0 | 1 | 1 | 1 | 1 | 1 | Rn | | | | | | Rd | | | |
| op54 | | | | | | | | op31 | | | | | | | | o0 | | | | Ra | | | | | | | | | | | | |

Encoding for the 32-bit variant

Applies when (sf == 0)

MUL <Wd>, <Wn>, <Wm>

is equivalent to

MADD <Wd>, <Wn>, <Wm>, WZR

and is always the preferred disassembly.

Encoding for the 64-bit variant

Applies when (sf == 1)

MUL <Xd>, <Xn>, <Xm>

is equivalent to

MADD <Xd>, <Xn>, <Xm>, XZR

and is always the preferred disassembly.

Assembler Symbols

- | | |
|------|--|
| <Wd> | Is the 32-bit name of the general-purpose destination register, encoded in the "Rd" field. |
| <Wn> | Is the 32-bit name of the first general-purpose source register holding the multiplicand, encoded in the "Rn" field. |
| <Wm> | Is the 32-bit name of the second general-purpose source register holding the multiplier, encoded in the "Rm" field. |
| <Xd> | Is the 64-bit name of the general-purpose destination register, encoded in the "Rd" field. |
| <Xn> | Is the 64-bit name of the first general-purpose source register holding the multiplicand, encoded in the "Rn" field. |
| <Xm> | Is the 64-bit name of the second general-purpose source register holding the multiplier, encoded in the "Rm" field. |

Operation

The description of [MADD](#) gives the operational pseudocode for this instruction.

Operational information

If PSTATE.DIT is 1:

- The execution time of this instruction is independent of:
 - The values of the data supplied in any of its registers.
 - The values of the NZCV flags.
- The response of this instruction to asynchronous exceptions does not vary based on:
 - The values of the data supplied in any of its registers.

- The values of the NZCV flags.

Internal version only: aarchmrs v2025-03_rel, pseudocode v2025-03_rel ; Build timestamp: 2025-03-21T17:41

Copyright © 2010-2025 Arm Limited or its affiliates. All rights reserved. This document is Non-Confidential.

MVN

Bitwise NOT

This instruction writes the bitwise inverse of a register value to the destination register.

This is an alias of [ORN \(shifted register\)](#). This means:

- The encodings in this description are named to match the encodings of [ORN \(shifted register\)](#).
 - The description of [ORN \(shifted register\)](#) gives the operational pseudocode, any CONSTRAINED UNPREDICTABLE behavior, and any operational information for this instruction.
- | | | | | | | | | | | | | | | | | | | | | | | | | | | | | | | | | |
|-----|----|----|----|----|----|----|----|-------|----|----|----|----|----|----|----|------|----|----|----|----|----|---|---|---|---|---|----|---|---|---|---|--|
| 31 | 30 | 29 | 28 | 27 | 26 | 25 | 24 | 23 | 22 | 21 | 20 | 19 | 18 | 17 | 16 | 15 | 14 | 13 | 12 | 11 | 10 | 9 | 8 | 7 | 6 | 5 | 4 | 3 | 2 | 1 | 0 | |
| sf | 0 | 1 | 0 | 1 | 0 | 1 | 0 | shift | 1 | Rm | | | | | | imm6 | | | | | | 1 | 1 | 1 | 1 | 1 | Rd | | | | | |
| opc | | | | | | | | N | | | | | | | | Rn | | | | | | | | | | | | | | | | |

Encoding for the 32-bit variant

Applies when (sf == 0)

MVN <Wd>, <Wm>{, <shift> #<amount>}

is equivalent to

[ORN](#) <Wd>, WZR, <Wm>{, <shift> #<amount>}

and is always the preferred disassembly.

Encoding for the 64-bit variant

Applies when (sf == 1)

MVN <Xd>, <Xm>{, <shift> #<amount>}

is equivalent to

[ORN](#) <Xd>, XZR, <Xm>{, <shift> #<amount>}

and is always the preferred disassembly.

Assembler Symbols

- <Wd> Is the 32-bit name of the general-purpose destination register, encoded in the "Rd" field.
- <Wm> Is the 32-bit name of the general-purpose source register, encoded in the "Rm" field.
- <shift> Is the optional shift to be applied to the final source, defaulting to LSL and encoded in “shift”:

shift	<shift>
00	LSL
01	LSR
10	ASR
11	ROR

- <amount> For the "32-bit" variant: is the shift amount, in the range 0 to 31, defaulting to 0 and encoded in the "imm6" field.
For the "64-bit" variant: is the shift amount, in the range 0 to 63, defaulting to 0 and encoded in the "imm6" field.
- <Xd> Is the 64-bit name of the general-purpose destination register, encoded in the "Rd" field.
- <Xm> Is the 64-bit name of the general-purpose source register, encoded in the "Rm" field.

Operation

The description of [ORN \(shifted register\)](#) gives the operational pseudocode for this instruction.

Operational information

If PSTATE.DIT is 1:

- The execution time of this instruction is independent of:
 - The values of the data supplied in any of its registers.
 - The values of the NZCV flags.
- The response of this instruction to asynchronous exceptions does not vary based on:
 - The values of the data supplied in any of its registers.
 - The values of the NZCV flags.

Internal version only: aarchmrs v2025-03_rel, pseudocode v2025-03_rel ; Build timestamp: 2025-03-21T17:41

Copyright © 2010-2025 Arm Limited or its affiliates. All rights reserved. This document is Non-Confidential.

NEG (shifted register)

Negate (shifted register)

This instruction negates an optionally-shifted register value, and writes the result to the destination register.

This is an alias of [SUB \(shifted register\)](#). This means:

- The encodings in this description are named to match the encodings of [SUB \(shifted register\)](#).
- The description of [SUB \(shifted register\)](#) gives the operational pseudocode, any CONSTRAINED UNPREDICTABLE behavior, and any operational information for this instruction.

31	30	29	28	27	26	25	24	23	22	21	20	19	18	17	16	15	14	13	12	11	10	9	8	7	6	5	4	3	2	1	0				
sf	1	0	0	1	0	1	1	shift	0	Rm						imm6						1	1	1	1	1	Rd								
op S																												Rn							

Encoding for the 32-bit variant

Applies when (sf == 0)

NEG <Wd>, <Wm>{, <shift> #<amount>}

is equivalent to

SUB <Wd>, WZR, <Wm>{, <shift> #<amount>}

and is always the preferred disassembly.

Encoding for the 64-bit variant

Applies when (sf == 1)

NEG <Xd>, <Xm>{, <shift> #<amount>}

is equivalent to

SUB <Xd>, XZR, <Xm>{, <shift> #<amount>}

and is always the preferred disassembly.

Assembler Symbols

<Wd>	Is the 32-bit name of the general-purpose destination register, encoded in the "Rd" field.										
<Wm>	Is the 32-bit name of the general-purpose source register, encoded in the "Rm" field.										
<shift>	Is the optional shift type to be applied to the second source operand, defaulting to LSL and encoded in “shift”:										
<table><tr><th>shift</th><th><shift></th></tr><tr><td>00</td><td>LSL</td></tr><tr><td>01</td><td>LSR</td></tr><tr><td>10</td><td>ASR</td></tr><tr><td>11</td><td>RESERVED</td></tr></table>		shift	<shift>	00	LSL	01	LSR	10	ASR	11	RESERVED
shift	<shift>										
00	LSL										
01	LSR										
10	ASR										
11	RESERVED										
<amount>	For the "32-bit" variant: is the shift amount, in the range 0 to 31, defaulting to 0 and encoded in the "imm6" field. For the "64-bit" variant: is the shift amount, in the range 0 to 63, defaulting to 0 and encoded in the "imm6" field.										
<Xd>	Is the 64-bit name of the general-purpose destination register, encoded in the "Rd" field.										
<Xm>	Is the 64-bit name of the general-purpose source register, encoded in the "Rm" field.										

Operation

The description of [SUB \(shifted register\)](#) gives the operational pseudocode for this instruction.

Operational information

If PSTATE.DIT is 1:

- The execution time of this instruction is independent of:
 - The values of the data supplied in any of its registers.
 - The values of the NZCV flags.
- The response of this instruction to asynchronous exceptions does not vary based on:
 - The values of the data supplied in any of its registers.
 - The values of the NZCV flags.

Internal version only: aarchmrs v2025-03_rel, pseudocode v2025-03_rel ; Build timestamp: 2025-03-21T17:41

Copyright © 2010-2025 Arm Limited or its affiliates. All rights reserved. This document is Non-Confidential.

NEGS

Negate, setting flags

This instruction negates an optionally-shifted register value, and writes the result to the destination register. It updates the condition flags based on the result.

This is an alias of [SUBS \(shifted register\)](#). This means:

- The encodings in this description are named to match the encodings of [SUBS \(shifted register\)](#).
- The description of [SUBS \(shifted register\)](#) gives the operational pseudocode, any CONSTRAINED UNPREDICTABLE behavior, and any operational information for this instruction.

31	30	29	28	27	26	25	24	23	22	21	20	19	18	17	16	15	14	13	12	11	10	9	8	7	6	5	4	3	2	1	0	
sf	1	1	0	1	0	1	1	shift	0	Rm						imm6						1	1	1	1	1	!= 11111					
op S																Rn												Rd				

Encoding for the 32-bit variant

Applies when (sf == 0)

NEGS <Wd>, <Wm>{, <shift> #<amount>}

is equivalent to

SUBS <Wd>, WZR, <Wm>{, <shift> #<amount>}

and is always the preferred disassembly.

Encoding for the 64-bit variant

Applies when (sf == 1)

NEGS <Xd>, <Xm>{, <shift> #<amount>}

is equivalent to

SUBS <Xd>, XZR, <Xm>{, <shift> #<amount>}

and is always the preferred disassembly.

Assembler Symbols

- <Wd>

Is the 32-bit name of the general-purpose destination register, encoded in the "Rd" field.
- <Wm>

Is the 32-bit name of the general-purpose source register, encoded in the "Rm" field.
- <shift>

Is the optional shift type to be applied to the second source operand, defaulting to LSL and encoded in “shift”:

shift	<shift>
00	LSL
01	LSR
10	ASR
11	RESERVED

- <amount>

For the "32-bit" variant: is the shift amount, in the range 0 to 31, defaulting to 0 and encoded in the "imm6" field.
For the "64-bit" variant: is the shift amount, in the range 0 to 63, defaulting to 0 and encoded in the "imm6" field.
- <Xd>

Is the 64-bit name of the general-purpose destination register, encoded in the "Rd" field.
- <Xm>

Is the 64-bit name of the general-purpose source register, encoded in the "Rm" field.

Operation

The description of [SUBS \(shifted register\)](#) gives the operational pseudocode for this instruction.

Operational information

If PSTATE.DIT is 1:

- The execution time of this instruction is independent of:
 - The values of the data supplied in any of its registers.
 - The values of the NZCV flags.
- The response of this instruction to asynchronous exceptions does not vary based on:
 - The values of the data supplied in any of its registers.
 - The values of the NZCV flags.

Internal version only: aarchmrs v2025-03_rel, pseudocode v2025-03_rel ; Build timestamp: 2025-03-21T17:41

Copyright © 2010-2025 Arm Limited or its affiliates. All rights reserved. This document is Non-Confidential.

NGC

Negate with carry

This instruction negates the sum of a register value and the value of NOT (Carry flag), and writes the result to the destination register.

This is an alias of [SBC](#). This means:

- The encodings in this description are named to match the encodings of [SBC](#).
- The description of [SBC](#) gives the operational pseudocode, any CONSTRAINED UNPREDICTABLE behavior, and any operational information for this instruction.

31	30	29	28	27	26	25	24	23	22	21	20	19	18	17	16	15	14	13	12	11	10	9	8	7	6	5	4	3	2	1	0
sf	1	0	1	1	0	1	0	0	0	0	Rm					0	0	0	0	0	0	1	1	1	1	1	Rd				
op S											Rn																				

Encoding for the 32-bit variant

Applies when (sf == 0)

NGC [<Wd>](#), [<Wm>](#)

is equivalent to

[SBC](#) [<Wd>](#), WZR, [<Wm>](#)

and is always the preferred disassembly.

Encoding for the 64-bit variant

Applies when (sf == 1)

NGC [<Xd>](#), [<Xm>](#)

is equivalent to

[SBC](#) [<Xd>](#), XZR, [<Xm>](#)

and is always the preferred disassembly.

Assembler Symbols

- <Wd> Is the 32-bit name of the general-purpose destination register, encoded in the "Rd" field.
- <Wm> Is the 32-bit name of the general-purpose source register, encoded in the "Rm" field.
- <Xd> Is the 64-bit name of the general-purpose destination register, encoded in the "Rd" field.
- <Xm> Is the 64-bit name of the general-purpose source register, encoded in the "Rm" field.

Operation

The description of [SBC](#) gives the operational pseudocode for this instruction.

Operational information

- If PSTATE.DIT is 1:
- The execution time of this instruction is independent of:
 - The values of the data supplied in any of its registers.
 - The values of the NZCV flags.
 - The response of this instruction to asynchronous exceptions does not vary based on:
 - The values of the data supplied in any of its registers.
 - The values of the NZCV flags.

NGCS

Negate with carry, setting flags

This instruction negates the sum of a register value and the value of NOT (Carry flag), and writes the result to the destination register. It updates the condition flags based on the result.

This is an alias of [SBCS](#). This means:

- The encodings in this description are named to match the encodings of [SBCS](#).
- The description of [SBCS](#) gives the operational pseudocode, any CONSTRAINED UNPREDICTABLE behavior, and any operational information for this instruction.

31	30	29	28	27	26	25	24	23	22	21	20	19	18	17	16	15	14	13	12	11	10	9	8	7	6	5	4	3	2	1	0		
sf		1		1		1		1		0		1		0		0		0		0		0		1		1		1		1		0	
op S																Rn																	

Encoding for the 32-bit variant

Applies when (sf == 0)

NGCS <Wd>, <Wm>

is equivalent to

[SBCS](#) <Wd>, WZR, <Wm>

and is always the preferred disassembly.

Encoding for the 64-bit variant

Applies when (sf == 1)

NGCS <Xd>, <Xm>

is equivalent to

[SBCS](#) <Xd>, XZR, <Xm>

and is always the preferred disassembly.

Assembler Symbols

<Wd>	Is the 32-bit name of the general-purpose destination register, encoded in the "Rd" field.
<Wm>	Is the 32-bit name of the general-purpose source register, encoded in the "Rm" field.
<Xd>	Is the 64-bit name of the general-purpose destination register, encoded in the "Rd" field.
<Xm>	Is the 64-bit name of the general-purpose source register, encoded in the "Rm" field.

Operation

The description of [SBCS](#) gives the operational pseudocode for this instruction.

Operational information

If PSTATE.DIT is 1:

- The execution time of this instruction is independent of:
 - The values of the data supplied in any of its registers.
 - The values of the NZCV flags.
- The response of this instruction to asynchronous exceptions does not vary based on:
 - The values of the data supplied in any of its registers.
 - The values of the NZCV flags.

NOP

No operation

This instruction does nothing, other than advance the value of the program counter by 4. This instruction can be used for instruction alignment purposes.

Note

The timing effects of including a `NOP` instruction in a program are not guaranteed. It can increase execution time, leave it unchanged, or even reduce it. Therefore, `NOP` instructions are not suitable for timing loops.

31	30	29	28	27	26	25	24	23	22	21	20	19	18	17	16	15	14	13	12	11	10	9	8	7	6	5	4	3	2	1	0				
1	1	0	1	0	1	0	1	0	0	0	0	0	0	1	1	0	0	1	0	0	0	0	0	0	0	0	0	1	1	1	1	1			
																				CRm				op2											

Encoding

`NOP`

Decode for this encoding

// Empty.

Operation

return; // Do nothing

Operational information

If `PSTATE.DIT` is 1:

- The execution time of this instruction is independent of:
 - The values of the data supplied in any of its registers.
 - The values of the `NZCV` flags.
- The response of this instruction to asynchronous exceptions does not vary based on:
 - The values of the data supplied in any of its registers.
 - The values of the `NZCV` flags.

Internal version only: aarchmrs v2025-03_rel, pseudocode v2025-03_rel ; Build timestamp: 2025-03-21T17:41

Copyright © 2010-2025 Arm Limited or its affiliates. All rights reserved. This document is Non-Confidential.

ORN (shifted register)

Bitwise OR NOT (shifted register)

This instruction performs a bitwise (inclusive) OR of a register value and the complement of an optionally-shifted register value, and writes the result to the destination register.

This instruction is used by the alias [MVN](#).

31	30	29	28	27	26	25	24	23	22	21	20	19	18	17	16	15	14	13	12	11	10	9	8	7	6	5	4	3	2	1	0	
sf	0	1	0	1	0	1	0	shift	1	Rm						imm6						Rn						Rd				
opc									N																							

Encoding for the 32-bit variant

Applies when (sf == 0)

ORN <Wd>, <Wn>, <Wm>{, <shift> #<amount>}

Encoding for the 64-bit variant

Applies when (sf == 1)

ORN <Xd>, <Xn>, <Xm>{, <shift> #<amount>}

Decode for all variants of this encoding

```
if sf == '0' && imm6<5> == '1' then EndOfDecode (Decode_UNDEF);
constant integer d = UInt(Rd);
constant integer n = UInt(Rn);
constant integer m = UInt(Rm);
constant integer datasize = 32 << UInt(sf);
constant ShiftType shift_type = DecodeShift(shift);
constant integer shift_amount = UInt(imm6);
```

Assembler Symbols

- <Wd> Is the 32-bit name of the general-purpose destination register, encoded in the "Rd" field.
- <Wn> Is the 32-bit name of the first general-purpose source register, encoded in the "Rn" field.
- <Wm> Is the 32-bit name of the second general-purpose source register, encoded in the "Rm" field.
- <shift> Is the optional shift to be applied to the final source, defaulting to LSL and encoded in “shift”:

shift	<shift>
00	LSL
01	LSR
10	ASR
11	ROR

- <amount> For the "32-bit" variant: is the shift amount, in the range 0 to 31, defaulting to 0 and encoded in the "imm6" field.
For the "64-bit" variant: is the shift amount, in the range 0 to 63, defaulting to 0 and encoded in the "imm6" field.
- <Xd> Is the 64-bit name of the general-purpose destination register, encoded in the "Rd" field.
- <Xn> Is the 64-bit name of the first general-purpose source register, encoded in the "Rn" field.
- <Xm> Is the 64-bit name of the second general-purpose source register, encoded in the "Rm" field.

Alias Conditions

Alias	Is preferred when
MVN	Rn == '11111'

Operation

```
constant bits(datasize) operand1 = X[n, datasize];  
constant bits(datasize) operand2 = ShiftReg(m, shift_type, shift_amount, datasize);  
  
X[d, datasize] = operand1 OR NOT(operand2);
```

Operational information

If PSTATE.DIT is 1:

- The execution time of this instruction is independent of:
 - The values of the data supplied in any of its registers.
 - The values of the NZCV flags.
- The response of this instruction to asynchronous exceptions does not vary based on:
 - The values of the data supplied in any of its registers.
 - The values of the NZCV flags.

Internal version only: aarchmrs v2025-03_rel, pseudocode v2025-03_rel ; Build timestamp: 2025-03-21T17:41

Copyright © 2010-2025 Arm Limited or its affiliates. All rights reserved. This document is Non-Confidential.

ORR (immediate)

Bitwise OR (immediate)

This instruction performs a bitwise (inclusive) OR of a register value and an immediate value, and writes the result to the destination register.

This instruction is used by the alias [MOV \(bitmask immediate\)](#).

31	30	29	28	27	26	25	24	23	22	21	20	19	18	17	16	15	14	13	12	11	10	9	8	7	6	5	4	3	2	1	0		
sf	0	1	1	0	0	1	0	0	N	immr						imms						Rn						Rd					
opc																																	

Encoding for the 32-bit variant

Applies when (sf == 0 && N == 0)

ORR <Wd|WSP>, <Wn>, #<imm>

Encoding for the 64-bit variant

Applies when (sf == 1)

ORR <Xd|SP>, <Xn>, #<imm>

Decode for all variants of this encoding

```
if sf == '0' && N != '0' then EndOfDecode(Decode_UNDEF);
constant integer d = UInt(Rd);
constant integer n = UInt(Rn);
constant integer datasize = 32 << UInt(sf);
bits(datasize) imm;
(imm, -) = DecodeBitMasks(N, imms, immr, TRUE, datasize);
```

Assembler Symbols

- <Wd|WSP> Is the 32-bit name of the destination general-purpose register or stack pointer, encoded in the "Rd" field.
- <Wn> Is the 32-bit name of the general-purpose source register, encoded in the "Rn" field.
- <imm> For the "32-bit" variant: is the bitmask immediate, encoded in "imms:immr".
For the "64-bit" variant: is the bitmask immediate, encoded in "N:imms:immr".
- <Xd|SP> Is the 64-bit name of the destination general-purpose register or stack pointer, encoded in the "Rd" field.
- <Xn> Is the 64-bit name of the general-purpose source register, encoded in the "Rn" field.

Alias Conditions

Alias	Is preferred when
MOV (bitmask immediate)	Rn == '11111' && ! MoveWidePreferred (sf, N, imms, immr)

Operation

```
constant bits(datasize) operand1 = X[n, datasize];
constant bits(datasize) operand2 = imm;

constant bits(datasize) result = operand1 OR operand2;

if d == 31 then
    SP[64] = ZeroExtend(result, 64);
else
    X[d, datasize] = result;
```


Operational information

If PSTATE.DIT is 1:

- The execution time of this instruction is independent of:
 - The values of the data supplied in any of its registers.
 - The values of the NZCV flags.
- The response of this instruction to asynchronous exceptions does not vary based on:
 - The values of the data supplied in any of its registers.
 - The values of the NZCV flags.

Internal version only: aarchmrs v2025-03_rel, pseudocode v2025-03_rel ; Build timestamp: 2025-03-21T17:41

Copyright © 2010-2025 Arm Limited or its affiliates. All rights reserved. This document is Non-Confidential.

ORR (shifted register)

Bitwise OR (shifted register)

This instruction performs a bitwise (inclusive) OR of a register value and an optionally-shifted register value, and writes the result to the destination register.

This instruction is used by the alias [MOV \(register\)](#).

31	30	29	28	27	26	25	24	23	22	21	20	19	18	17	16	15	14	13	12	11	10	9	8	7	6	5	4	3	2	1	0
sf	0	1	0	1	0	1	0	shift	0	Rm						imm6						Rn						Rd			
opc								N																							

Encoding for the 32-bit variant

Applies when (sf == 0)

ORR <Wd>, <Wn>, <Wm>{, <shift> #<amount>}

Encoding for the 64-bit variant

Applies when (sf == 1)

ORR <Xd>, <Xn>, <Xm>{, <shift> #<amount>}

Decode for all variants of this encoding

```
if sf == '0' && imm6<5> == '1' then EndOfDecode (Decode_UNDEF);
constant integer d = UInt (Rd);
constant integer n = UInt (Rn);
constant integer m = UInt (Rm);
constant integer datasize = 32 << UInt (sf);
constant ShiftType shift_type = DecodeShift (shift);
constant integer shift_amount = UInt (imm6);
```

Assembler Symbols

- <Wd> Is the 32-bit name of the general-purpose destination register, encoded in the "Rd" field.
- <Wn> Is the 32-bit name of the first general-purpose source register, encoded in the "Rn" field.
- <Wm> Is the 32-bit name of the second general-purpose source register, encoded in the "Rm" field.
- <shift> Is the optional shift to be applied to the final source, defaulting to LSL and encoded in "shift":

shift	<shift>
00	LSL
01	LSR
10	ASR
11	ROR

- <amount> For the "32-bit" variant: is the shift amount, in the range 0 to 31, defaulting to 0 and encoded in the "imm6" field.
For the "64-bit" variant: is the shift amount, in the range 0 to 63, defaulting to 0 and encoded in the "imm6" field.
- <Xd> Is the 64-bit name of the general-purpose destination register, encoded in the "Rd" field.
- <Xn> Is the 64-bit name of the first general-purpose source register, encoded in the "Rn" field.
- <Xm> Is the 64-bit name of the second general-purpose source register, encoded in the "Rm" field.

Alias Conditions

Alias	Is preferred when
MOV (register)	shift == '00' && imm6 == '000000' && Rn == '11111'

Operation

```
constant bits(datasize) operand1 = X[n, datasize];  
constant bits(datasize) operand2 = ShiftReg(m, shift_type, shift_amount, datasize);  
  
X[d, datasize] = operand1 OR operand2;
```

Operational information

If PSTATE.DIT is 1:

- The execution time of this instruction is independent of:
 - The values of the data supplied in any of its registers.
 - The values of the NZCV flags.
- The response of this instruction to asynchronous exceptions does not vary based on:
 - The values of the data supplied in any of its registers.
 - The values of the NZCV flags.

Internal version only: aarchmrs v2025-03_rel, pseudocode v2025-03_rel ; Build timestamp: 2025-03-21T17:41

Copyright © 2010-2025 Arm Limited or its affiliates. All rights reserved. This document is Non-Confidential.

PACDA, PACDZA

Pointer Authentication Code for data address, using key A

This instruction computes and inserts a Pointer Authentication Code for a data address, using a modifier and key A. The address is in the general-purpose register that is specified by <Xd>. The modifier is:

- In the general-purpose register or stack pointer that is specified by <Xn|SP> for PACDA.
- The value zero, for PACDZA.

Integer
(FEAT_PAuth)

31	30	29	28	27	26	25	24	23	22	21	20	19	18	17	16	15	14	13	12	11	10	9	8	7	6	5	4	3	2	1	0
1	1	0	1	1	0	1	0	1	1	0	0	0	0	0	1	0	0	Z	0	1	0	Rn				Rd					
sf		S		opcode2																											

Encoding for the PACDA variant

Applies when (Z == 0)

PACDA <Xd>, <Xn|SP>

Encoding for the PACDZA variant

Applies when (Z == 1 && Rn == 11111)

PACDZA <Xd>

Decode for all variants of this encoding

```
if !IsFeatureImplemented(FEAT_PAuth) then EndOfDecode(Decode_UNDEF);

boolean source_is_sp = FALSE;
constant integer d = UInt(Rd);
constant integer n = UInt(Rn);

if Z == '0' then // PACDA
    if n == 31 then source_is_sp = TRUE;
else // PACDZA
    if n != 31 then EndOfDecode(Decode_UNDEF);
```

Assembler Symbols

- <Xd> Is the 64-bit name of the general-purpose destination register, encoded in the "Rd" field.
- <Xn|SP> Is the 64-bit name of the general-purpose source register or stack pointer, encoded in the "Rn" field.

Operation

```
if source_is_sp then
    X[d, 64] = AddPACDA(X[d, 64], SP[64]);
else
    X[d, 64] = AddPACDA(X[d, 64], X[n, 64]);
```

PACDB, PACDZB

Pointer Authentication Code for data address, using key B

This instruction computes and inserts a Pointer Authentication Code for a data address, using a modifier and key B.
The address is in the general-purpose register that is specified by <Xd>.

The modifier is:

- In the general-purpose register or stack pointer that is specified by <Xn|SP> for PACDB.
- The value zero, for PACDZB.

Integer
(FEAT_PAuth)

31	30	29	28	27	26	25	24	23	22	21	20	19	18	17	16	15	14	13	12	11	10	9	8	7	6	5	4	3	2	1	0
1	1	0	1	1	0	1	0	1	1	0	0	0	0	0	1	0	0	Z	0	1	1	Rn				Rd					
sf		S		opcode2																											

Encoding for the PACDB variant

Applies when (Z == 0)

PACDB <Xd>, <Xn|SP>

Encoding for the PACDZB variant

Applies when (Z == 1 && Rn == 11111)

PACDZB <Xd>

Decode for all variants of this encoding

```
if !IsFeatureImplemented(FEAT_PAuth) then EndOfDecode(Decode_UNDEF);

boolean source_is_sp = FALSE;
constant integer d = UInt(Rd);
constant integer n = UInt(Rn);

if Z == '0' then // PACDB
    if n == 31 then source_is_sp = TRUE;
else // PACDZB
    if n != 31 then EndOfDecode(Decode_UNDEF);
```

Assembler Symbols

- <Xd> Is the 64-bit name of the general-purpose destination register, encoded in the "Rd" field.
- <Xn|SP> Is the 64-bit name of the general-purpose source register or stack pointer, encoded in the "Rn" field.

Operation

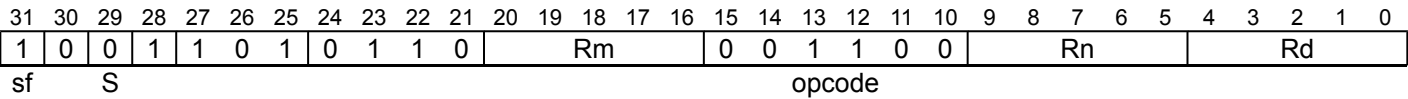
```
if source_is_sp then
    X[d, 64] = AddPACDB(X[d, 64], SP[64]);
else
    X[d, 64] = AddPACDB(X[d, 64], X[n, 64]);
```

PACGA

Pointer Authentication Code, using generic key

This instruction computes the Pointer Authentication Code for a 64-bit value in the first source register, using a modifier in the second source register, and the generic key. The computed Pointer Authentication Code is written to the most significant 32 bits of the destination register, and the least significant 32 bits of the destination register are set to zero.

Integer
(FEAT_PAAuth)



Encoding

PACGA <Xd>, <Xn>, <Xm|SP>

Decode for this encoding

```
if !IsFeatureImplemented(FEAT_PAAuth) then EndOfDecode(Decode_UNDEF);

boolean source_is_sp = FALSE;
constant integer d = UInt(Rd);
constant integer n = UInt(Rn);
constant integer m = UInt(Rm);

if m == 31 then source_is_sp = TRUE;
```

Assembler Symbols

- <Xd> Is the 64-bit name of the general-purpose destination register, encoded in the "Rd" field.
- <Xn> Is the 64-bit name of the first general-purpose source register, encoded in the "Rn" field.
- <Xm|SP> Is the 64-bit name of the second general-purpose source register or stack pointer, encoded in the "Rm" field.

Operation

```
if source_is_sp then
    X[d, 64] = AddPACGA(X[n, 64], SP[64]);
else
    X[d, 64] = AddPACGA(X[n, 64], X[m, 64]);
```

PACIA, PACIA1716, PACIASP, PACIAZ, PACIZA

Pointer Authentication Code for instruction address, using key A

This instruction computes and inserts a Pointer Authentication Code for an instruction address, using a modifier and key A.

The address is:

- In the general-purpose register that is specified by <Xd> for PACIA and PACIZA.
- In X17, for PACIA1716.
- In X30, for PACIASP and PACIAZ.

The modifier is:

- In the general-purpose register or stack pointer that is specified by <Xn|SP> for PACIA.
- The value zero, for PACIZA and PACIAZ.
- In X16, for PACIA1716.
- In SP, for PACIASP.

If *FEAT_PAAuth_LR* is implemented and PSTATE.PACM is 1, then PACIA1716 and PACIASP include a second modifier that is:

- In X15, for PACIA1716.
- The value of PC, for PACIASP.

A PACIASP instruction has an implicit BTI instruction. The implicit BTI instruction of a PACIASP instruction is always compatible with *PSTATE.BTYPE* == 0b01 and *PSTATE.BTYPE* == 0b10. Controls in *SCTLR_ELx* configure whether the implicit BTI instruction of a PACIASP instruction is compatible with *PSTATE.BTYPE* == 0b11. For more information, see *PSTATE.BTYPE*.

It has encodings from 2 classes: [Integer](#) and [System](#)

Integer
(FEAT_PAAuth)

31	30	29	28	27	26	25	24	23	22	21	20	19	18	17	16	15	14	13	12	11	10	9	8	7	6	5	4	3	2	1	0
1	1	0	1	1	0	1	0	1	1	0	0	0	0	0	1	0	0	Z	0	0	0	Rn						Rd			
sf		S		opcode2																											

Encoding for the PACIA variant

Applies when (Z == 0)

PACIA <Xd>, <Xn|SP>

Encoding for the PACIZA variant

Applies when (Z == 1 && Rn == 11111)

PACIZA <Xd>

Decode for all variants of this encoding

```
if !IsFeatureImplemented(FEAT_PAAuth) then EndOfDecode(Decode_UNDEF);
boolean source_is_sp = FALSE;
constant boolean pacia1716 = FALSE;
constant integer d = UInt(Rd);
constant integer n = UInt(Rn);

if Z == '0' then // PACIA
    if n == 31 then source_is_sp = TRUE;
else // PACIZA
    if n != 31 then EndOfDecode(Decode_UNDEF);
```

System
(FEAT_PAAuth)

31	30	29	28	27	26	25	24	23	22	21	20	19	18	17	16	15	14	13	12	11	10	9	8	7	6	5	4	3	2	1	0						
1	1	0	1	0	1	0	1	0	0	0	0	0	0	1	1	0	0	1	0	0	0	x	1	0	0	x	1	1	1	1	1						
																				CRm						op2											

Encoding for the PACIA1716 variant

Applies when (CRm == 0001 && op2 == 000)

PACIA1716

Encoding for the PACIASP variant

Applies when (CRm == 0011 && op2 == 001)

PACIASP

Encoding for the PACIAZ variant

Applies when (CRm == 0011 && op2 == 000)

PACIAZ

Decode for all variants of this encoding

```
if !IsFeatureImplemented(FEAT_PAuth) then EndOfDecode(Decode\_NOP);
integer d;
integer n;
boolean source_is_sp = FALSE;
boolean pacia1716 = FALSE;

case CRm:op2 of
  when '0011 000' // PACIAZ
    d = 30;
    n = 31;
  when '0011 001' // PACIASP
    d = 30;
    source_is_sp = TRUE;
    if IsFeatureImplemented(FEAT_BTI) then
      // Check for branch target compatibility between PSTATE.BTYPE
      // and implicit branch target of PACIASP instruction.
      SetBTypeCompatible(BTypeCompatible\_PACIXSP());
  when '0001 000' // PACIA1716
    d = 17;
    n = 16;
    pacia1716 = TRUE;
```

Assembler Symbols

<Xd> Is the 64-bit name of the general-purpose destination register, encoded in the "Rd" field.

<Xn|SP> Is the 64-bit name of the general-purpose source register or stack pointer, encoded in the "Rn" field.

Operation

```
if source_is_sp then
  if IsFeatureImplemented(FEAT_PAuth_LR) && PSTATE.PACM == '1' then
    X[d, 64] = AddPACIA2(X[d, 64], SP[64], PC64);
  else
    X[d, 64] = AddPACIA(X[d, 64], SP[64]);
else
  if IsFeatureImplemented(FEAT_PAuth_LR) && PSTATE.PACM == '1' && pacia1716 then
    X[d, 64] = AddPACIA2(X[d, 64], X[n, 64], X[15, 64]);
  else
    X[d, 64] = AddPACIA(X[d, 64], X[n, 64]);
```


PACIA171615

Pointer Authentication Code for instruction address, using key A

This instruction computes and inserts a pointer authentication code for an instruction address, using two modifiers and key A. The address is in X17. The 64-bit value of modifier1 is the value in X16. The 64-bit value of modifier2 is the value in X15.

Integer
(FEAT_PAuth_LR)

31	30	29	28	27	26	25	24	23	22	21	20	19	18	17	16	15	14	13	12	11	10	9	8	7	6	5	4	3	2	1	0
1	1	0	1	1	0	1	0	1	1	0	0	0	0	0	1	1	0	0	0	1	0	1	1	1	1	1	1	1	1	1	0
sf		S		opcode2								opcode				Rn				Rd											

Encoding

PACIA171615

Decode for this encoding

```
if !IsFeatureImplemented(FEAT_PAuth_LR) then EndOfDecode(Decode_UNDEF);
```

Operation

```
X[17, 64] = AddPACIA2(X[17, 64], X[16, 64], X[15, 64]);
```

PACIASPPC

Pointer Authentication Code for return address, using key A

This instruction computes and inserts a Pointer Authentication Code for an instruction address, using two modifiers and key A.

The address is in X30.

The first modifier is in SP.

The second modifier is the value of PC.

A PACIASPPC instruction has an implicit BTI instruction. The implicit BTI instruction of a PACIASPPC instruction is always compatible with *PSTATE*.BTTYPE == 0b01 and *PSTATE*.BTTYPE == 0b10. Controls in *SCTLR_ELx* configure whether the implicit BTI instruction of a PACIASPPC instruction is compatible with *PSTATE*.BTTYPE == 0b11. For more information, see *PSTATE.BTTYPE*.

Integer (FEAT_PAuth_LR)

31	30	29	28	27	26	25	24	23	22	21	20	19	18	17	16	15	14	13	12	11	10	9	8	7	6	5	4	3	2	1	0
1	1	0	1	1	0	1	0	1	1	0	0	0	0	0	1	1	0	1	0	0	0	1	1	1	1	1	1	1	1	1	0
sf		S		opcode2								opcode								Rn					Rd						

Encoding

PACIASPPC

Decode for this encoding

```
if !IsFeatureImplemented(FEAT_PAuth_LR) then EndOfDecode(Decode_UNDEF);

constant integer d = 30;
if IsFeatureImplemented(FEAT_BTI) then
    // Check for branch target compatibility between PSTATE.BTTYPE
    // and implicit branch target of PACIXSPPC instruction.
    SetBTypeCompatible(BTypeCompatible_PACIXSP());
```

Operation

```
X[d, 64] = AddPACIA2(X[d, 64], SP[64], PC64);
```

PACIB, PACIB1716, PACIBSP, PACIBZ, PACIZB

Pointer Authentication Code for instruction address, using key B

This instruction computes and inserts a Pointer Authentication Code for an instruction address, using a modifier and key B.

The address is:

- In the general-purpose register that is specified by <Xd> for PACIB and PACIZB.
- In X17, for PACIB1716.
- In X30, for PACIBSP and PACIBZ.

The modifier is:

- In the general-purpose register or stack pointer that is specified by <Xn|SP> for PACIB.
- The value zero, for PACIZB and PACIBZ.
- In X16, for PACIB1716.
- In SP, for PACIBSP.

If *FEAT_PAAuth_LR* is implemented and PSTATE.PACM is 1, then PACIB1716 and PACIBSP include a second modifier that is:

- In X15, for PACIB1716.
- The value of PC, for PACIBSP.

A PACIBSP instruction has an implicit BTI instruction. The implicit BTI instruction of a PACIBSP instruction is always compatible with *PSTATE.BTYPE* == 0b01 and *PSTATE.BTYPE* == 0b10. Controls in *SCTLR_ELx* configure whether the implicit BTI instruction of a PACIBSP instruction is compatible with *PSTATE.BTYPE* == 0b11. For more information, see *PSTATE.BTYPE*.

It has encodings from 2 classes: [Integer](#) and [System](#)

Integer
(FEAT_PAAuth)

31	30	29	28	27	26	25	24	23	22	21	20	19	18	17	16	15	14	13	12	11	10	9	8	7	6	5	4	3	2	1	0
1	1	0	1	1	0	1	0	1	1	0	0	0	0	0	1	0	0	Z	0	0	1	Rn						Rd			
sf			S		opcode2																										

Encoding for the PACIB variant

Applies when (Z == 0)

PACIB <Xd>, <Xn|SP>

Encoding for the PACIZB variant

Applies when (Z == 1 && Rn == 11111)

PACIZB <Xd>

Decode for all variants of this encoding

```
if !IsFeatureImplemented(FEAT_PAAuth) then EndOfDecode(Decode_UNDEF);
boolean source_is_sp = FALSE;
constant boolean pacib1716 = FALSE;
constant integer d = UInt(Rd);
constant integer n = UInt(Rn);

if Z == '0' then // PACIB
    if n == 31 then source_is_sp = TRUE;
else // PACIZB
    if n != 31 then EndOfDecode(Decode_UNDEF);
```

System
(FEAT_PAAuth)

31	30	29	28	27	26	25	24	23	22	21	20	19	18	17	16	15	14	13	12	11	10	9	8	7	6	5	4	3	2	1	0					
1	1	0	1	0	1	0	1	0	0	0	0	0	0	1	1	0	0	1	0	0	0	x	1	0	1	x	1	1	1	1	1					
																				CRm						op2										

Encoding for the PACIB1716 variant

Applies when (CRm == 0001 && op2 == 010)

PACIB1716

Encoding for the PACIBSP variant

Applies when (CRm == 0011 && op2 == 011)

PACIBSP

Encoding for the PACIBZ variant

Applies when (CRm == 0011 && op2 == 010)

PACIBZ

Decode for all variants of this encoding

```
if !IsFeatureImplemented(FEAT_PAuth) then EndOfDecode(Decode\_NOP);
integer d;
integer n;
boolean source_is_sp = FALSE;
boolean pacib1716 = FALSE;

case CRm:op2 of
  when '0011 010' // PACIBZ
    d = 30;
    n = 31;
  when '0011 011' // PACIBSP
    d = 30;
    source_is_sp = TRUE;
    if IsFeatureImplemented(FEAT_BTI) then
      // Check for branch target compatibility between PSTATE.BTYPE
      // and implicit branch target of PACIBSP instruction.
      SetBTypeCompatible(BTypeCompatible\_PACIXSP());
  when '0001 010' // PACIB1716
    d = 17;
    n = 16;
    pacib1716 = TRUE;
```

Assembler Symbols

<Xd> Is the 64-bit name of the general-purpose destination register, encoded in the "Rd" field.

<Xn|SP> Is the 64-bit name of the general-purpose source register or stack pointer, encoded in the "Rn" field.

Operation

```
if source_is_sp then
  if IsFeatureImplemented(FEAT_PAuth_LR) && PSTATE.PACM == '1' then
    X[d, 64] = AddPACIB2(X[d, 64], SP[64], PC64);
  else
    X[d, 64] = AddPACIB(X[d, 64], SP[64]);
else
  if IsFeatureImplemented(FEAT_PAuth_LR) && PSTATE.PACM == '1' && pacib1716 then
    X[d, 64] = AddPACIB2(X[d, 64], X[n, 64], X[15, 64]);
  else
    X[d, 64] = AddPACIB(X[d, 64], X[n, 64]);
```

PACIB171615

Pointer Authentication Code for instruction address, using key B

This instruction computes and inserts a pointer authentication code for an instruction address, using two modifiers and key B. The address is in X17. The 64-bit value of modifier1 is the value in X16. The 64-bit value of modifier2 is the value in X15.

Integer
(FEAT_PAuth_LR)

31	30	29	28	27	26	25	24	23	22	21	20	19	18	17	16	15	14	13	12	11	10	9	8	7	6	5	4	3	2	1	0
1	1	0	1	1	0	1	0	1	1	0	0	0	0	0	1	1	0	0	0	1	1	1	1	1	1	1	1	1	1	1	0
sf		S		opcode2								opcode				Rn				Rd											

Encoding

PACIB171615

Decode for this encoding

```
if !IsFeatureImplemented(FEAT_PAuth_LR) then EndOfDecode(Decode_UNDEF);
```

Operation

```
X[17, 64] = AddPACIB2(X[17, 64], X[16, 64], X[15, 64]);
```

PACIBSPPC

Pointer Authentication Code for return address, using key B

This instruction computes and inserts a Pointer Authentication Code for an instruction address, using two modifiers and key B.

The address is in X30.

The first modifier is in SP.

The second modifier is the value of PC.

A PACIBSPPC instruction has an implicit BTI instruction. The implicit BTI instruction of a PACIBSPPC instruction is always compatible with *PSTATE*.BTTYPE == 0b01 and *PSTATE*.BTTYPE == 0b10. Controls in *SCTLR_ELx* configure whether the implicit BTI instruction of a PACIBSPPC instruction is compatible with *PSTATE*.BTTYPE == 0b11. For more information, see *PSTATE.BTTYPE*.

Integer
(FEAT_PAuth_LR)

31	30	29	28	27	26	25	24	23	22	21	20	19	18	17	16	15	14	13	12	11	10	9	8	7	6	5	4	3	2	1	0
1	1	0	1	1	0	1	0	1	1	0	0	0	0	0	1	1	0	1	0	0	1	1	1	1	1	1	1	1	1	1	0
sf		S		opcode2								opcode								Rn					Rd						

Encoding

PACIBSPPC

Decode for this encoding

```
if !IsFeatureImplemented(FEAT_PAuth_LR) then EndOfDecode(Decode_UNDEF);

constant integer d = 30;
if IsFeatureImplemented(FEAT_BTI) then
    // Check for branch target compatibility between PSTATE.BTTYPE
    // and implicit branch target of PACIXSPPC instruction.
    SetBTypeCompatible(BTypeCompatible_PACIXSP());
```

Operation

```
X[d, 64] = AddPACIB2(X[d, 64], SP[64], PC64);
```

PACM

Pointer authentication modifier

This instruction is used to set the value of PSTATE.PACM to 1.
If *FEAT_PAuth_LR* is not implemented, this instruction behaves as a NOP.

System (FEAT_PAuth_LR)

31	30	29	28	27	26	25	24	23	22	21	20	19	18	17	16	15	14	13	12	11	10	9	8	7	6	5	4	3	2	1	0
1	1	0	1	0	1	0	1	0	0	0	0	0	0	1	1	0	0	1	0	0	1	0	0	1	1	1	1	1	1	1	1
												CRm				op2															

Encoding

PACM

Decode for this encoding

```
if !IsFeatureImplemented(FEAT_PAuth_LR) then EndOfDecode(Decode_NOP);
```

Operation

```
PSTATE.PACM = if IsPACMEnabled() then '1' else '0';
```

PACNBIASPPC

Pointer Authentication Code for return address, using key A, not a branch target

This instruction computes and inserts a Pointer Authentication Code for an instruction address, using two modifiers and key A.
The address is in X30.
The first modifier is in SP.
The second modifier is the value of PC.

Integer
(FEAT_PAuth_LR)

31	30	29	28	27	26	25	24	23	22	21	20	19	18	17	16	15	14	13	12	11	10	9	8	7	6	5	4	3	2	1	0
1	1	0	1	1	0	1	0	1	1	0	0	0	0	0	1	1	0	0	0	0	0	1	1	1	1	1	1	1	1	1	0
sf		S		opcode2								opcode								Rn				Rd							

Encoding

PACNBIASPPC

Decode for this encoding

```
if !IsFeatureImplemented(FEAT_PAuth_LR) then EndOfDecode(Decode_UNDEF);  
constant integer d = 30;
```

Operation

```
X[d, 64] = AddPACIA2(X[d, 64], SP[64], PC64);
```


PACNBIBSPPC

Pointer Authentication Code for return address, using key B, not a branch target

This instruction computes and inserts a Pointer Authentication Code for an instruction address, using two modifiers and key B.
The address is in X30.
The first modifier is in SP.
The second modifier is the value of PC.

Integer
(FEAT_PAuth_LR)

31	30	29	28	27	26	25	24	23	22	21	20	19	18	17	16	15	14	13	12	11	10	9	8	7	6	5	4	3	2	1	0
1	1	0	1	1	0	1	0	1	1	0	0	0	0	0	1	1	0	0	0	0	1	1	1	1	1	1	1	1	1	1	0
sf		S		opcode2								opcode								Rn				Rd							

Encoding

PACNBIBSPPC

Decode for this encoding

```
if !IsFeatureImplemented(FEAT_PAuth_LR) then EndOfDecode(Decode_UNDEF);  
constant integer d = 30;
```

Operation

```
X[d, 64] = AddPACIB2(X[d, 64], SP[64], PC64);
```

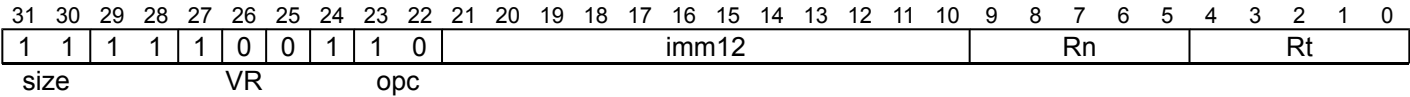
PRFM (immediate)

Prefetch memory (immediate)

This instruction signals the memory system that data memory accesses from a specified address are likely to occur in the near future. The memory system can respond by taking actions that are expected to speed up the memory accesses when they do occur, such as making the cache line containing the specified address available at the level of cache specified by the instruction.

The effect of a P_{RFM} instruction is IMPLEMENTATION DEFINED. For more information, see *Prefetch memory*.

For information about addressing modes, see *Load/Store addressing modes*.



Encoding

PRFM (<prfop>|<imm5>), [<Xn|SP>{, #<pimm>}]

Decode for this encoding

```
constant bits(64) offset = LSL(ZeroExtend(imm12, 64), 3);
constant integer n = UInt(Rn);
constant integer t = UInt(Rt);
constant boolean nontemporal = FALSE;
constant boolean tagchecked = FALSE;
```

Assembler Symbols

- <prfop> Is the prefetch operation, defined as <type><target><policy>.
- <type> is one of:
- PLD** Prefetch for load, encoded in the "Rt<4:3>" field as 0b00.
 - PLI** Preload instructions, encoded in the "Rt<4:3>" field as 0b01.
 - PST** Prefetch for store, encoded in the "Rt<4:3>" field as 0b10.
 - IR** When FEAT_PCDPHINT is implemented, intent to read on update, encoded in the "Rt<4:3>" field as 0b11.
- <target> is one of:
- L1** Level 1 cache, encoded in the "Rt<2:1>" field as 0b00.
 - L2** Level 2 cache, encoded in the "Rt<2:1>" field as 0b01.
 - L3** Level 3 cache, encoded in the "Rt<2:1>" field as 0b10.
 - SLC** When FEAT_PRFM_SLC is implemented, system level cache, encoded in the "Rt<2:1>" field as 0b11.
- If "Rt<4:3>" is 0b11 (IR), <target> is omitted.
- <policy> is one of:
- KEEP** Retained or temporal prefetch, allocated in the cache normally. Encoded in the "Rt<0>" field as 0.
 - STRM** Streaming or non-temporal prefetch, for data that is used only once. Encoded in the "Rt<0>" field as 1.
- If "Rt<4:3>" is 0b11 (IR), <policy> is omitted.
- If "Rt<4:3>" is 0b11 (IR), "Rt<2:0>" is 0b000.

For more information on these prefetch operations, see [Prefetch memory](#).
For other encodings of the "Rt" field, use <imm5>.

Rt	<prfop>	Architectural Feature
00000	PLDL1KEEP	-
00001	PLDL1STRM	-
00010	PLDL2KEEP	-
00011	PLDL2STRM	-
00100	PLDL3KEEP	-
00101	PLDL3STRM	-
00110	PLDSLCKEEP	FEAT_PRFMSLC
00111	PLDSLCTSTRM	FEAT_PRFMSLC
01000	PLIL1KEEP	-
01001	PLIL1STRM	-
01010	PLIL2KEEP	-
01011	PLIL2STRM	-
01100	PLIL3KEEP	-
01101	PLIL3STRM	-
01110	PLISLCKEEP	FEAT_PRFMSLC
01111	PLISLCTSTRM	FEAT_PRFMSLC
10000	PSTL1KEEP	-
10001	PSTL1STRM	-
10010	PSTL2KEEP	-
10011	PSTL2STRM	-
10100	PSTL3KEEP	-
10101	PSTL3STRM	-
10110	PSTSLCKEEP	FEAT_PRFMSLC
10111	PSTSLCTSTRM	FEAT_PRFMSLC
11000	IR	FEAT_PCDPHINT

- <imm5> Is the prefetch operation encoding as an immediate, in the range 0 to 31, encoded in the "Rt" field.
This syntax is only for encodings that are not accessible using <prfop>.
- <Xn|SP> Is the 64-bit name of the general-purpose base register or stack pointer, encoded in the "Rn" field.
- <pimm> Is the optional positive immediate byte offset, a multiple of 8 in the range 0 to 32760, defaulting to 0 and encoded in the "imm12" field as <pimm>/8.

Operation

```
bits(64) address;

constant boolean privileged = PSTATE.EL != EL0;
constant AccessDescriptor accdesc = CreateAccDescGPR(MemOp_PREFETCH, nontemporal, privileged,
                                                    tagchecked);

if n == 31 then
    address = SP[64];
else
    address = X[n, 64];

address = AddressAdd(address, offset, accdesc);

Prefetch(address, t<4:0>);
```

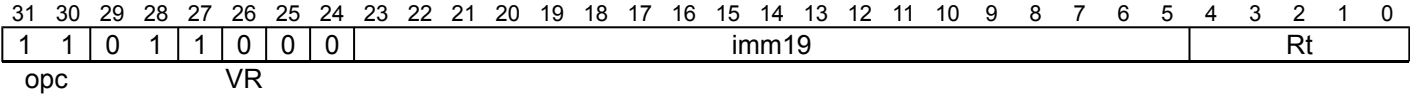
PRFM (literal)

Prefetch memory (literal)

This instruction signals the memory system that data memory accesses from a specified address are likely to occur in the near future. The memory system can respond by taking actions that are expected to speed up the memory accesses when they do occur, such as making the cache line containing the specified address available at the level of cache specified by the instruction.

The effect of a P_{RFM} instruction is IMPLEMENTATION DEFINED. For more information, see *Prefetch memory*.

For information about addressing modes, see *Load/Store addressing modes*.



Encoding

PRFM (<prfop>|#<imm5>), <label>

Decode for this encoding

```
constant integer t = UInt(Rt);
constant bits(64) offset = SignExtend(imm19:'00', 64);
```

Assembler Symbols

- <prfop>
- Is the prefetch operation, defined as <type><target><policy>.
 - <type> is one of:
 - PLD**
Prefetch for load, encoded in the "Rt<4:3>" field as 0b00.
 - PLI**
Preload instructions, encoded in the "Rt<4:3>" field as 0b01.
 - PST**
Prefetch for store, encoded in the "Rt<4:3>" field as 0b10.
 - <target> is one of:
 - L1**
Level 1 cache, encoded in the "Rt<2:1>" field as 0b00.
 - L2**
Level 2 cache, encoded in the "Rt<2:1>" field as 0b01.
 - L3**
Level 3 cache, encoded in the "Rt<2:1>" field as 0b10.
 - SLC**
When FEAT_P_{RFMSLC} is implemented, system level cache, encoded in the "Rt<2:1>" field as 0b11.
 - <policy> is one of:
 - KEEP**
Retained or temporal prefetch, allocated in the cache normally. Encoded in the "Rt<0>" field as 0.
 - STRM**
Streaming or non-temporal prefetch, for data that is used only once. Encoded in the "Rt<0>" field as 1.
- For more information on these prefetch operations, see *Prefetch memory*.
- For other encodings of the "Rt" field, use <imm5>.

Rt	<prfop>	Architectural Feature
00000	PLDL1KEEP	-
00001	PLDL1STRM	-
00010	PLDL2KEEP	-
00011	PLDL2STRM	-
00100	PLDL3KEEP	-
00101	PLDL3STRM	-
00110	PLDSLCKEEP	FEAT_PRFMSLC
00111	PLDSLCTSTRM	FEAT_PRFMSLC
01000	PLIL1KEEP	-
01001	PLIL1STRM	-
01010	PLIL2KEEP	-
01011	PLIL2STRM	-
01100	PLIL3KEEP	-
01101	PLIL3STRM	-
01110	PLISLCKEEP	FEAT_PRFMSLC
01111	PLISLCTSTRM	FEAT_PRFMSLC
10000	PSTL1KEEP	-
10001	PSTL1STRM	-
10010	PSTL2KEEP	-
10011	PSTL2STRM	-
10100	PSTL3KEEP	-
10101	PSTL3STRM	-
10110	PSTSLCKEEP	FEAT_PRFMSLC
10111	PSTSLCTSTRM	FEAT_PRFMSLC

- <imm5> Is the prefetch operation encoding as an immediate, in the range 0 to 31, encoded in the "Rt" field.
This syntax is only for encodings that are not accessible using <prfop>.
- <label> Is the program label from which the data is to be loaded. Its offset from the address of this instruction, in the range +/-1MB, is encoded as "imm19" times 4.

Operation

```
constant bits(64) address = PC64 + offset;
Prefetch(address, t<4:0>);
```

Internal version only: aarchmrs v2025-03_rel, pseudocode v2025-03_rel ; Build timestamp: 2025-03-21T17:41

Copyright © 2010-2025 Arm Limited or its affiliates. All rights reserved. This document is Non-Confidential.

PRFM (register)

Prefetch memory (register)

This instruction signals the memory system that data memory accesses from a specified address are likely to occur in the near future. The memory system can respond by taking actions that are expected to speed up the memory accesses when they do occur, such as making the cache line containing the specified address available at the level of cache specified by the instruction.

The effect of a P_{RFM} instruction is IMPLEMENTATION DEFINED. For more information, see *Prefetch memory*.

For information about addressing modes, see *Load/Store addressing modes*.

31	30	29	28	27	26	25	24	23	22	21	20	19	18	17	16	15	14	13	12	11	10	9	8	7	6	5	4	3	2	1	0
1	1	1	1	1	0	0	0	1	0	1	Rm				x	1	x	S	1	0	Rn				!= 11xxx						
size				VR				opc				option								Rt											

Encoding

PRFM (<prfop>|<#imm5>), [<Xn|SP>], (<Wm>|<Xm>){, <extend> {<amount>}}

Decode for this encoding

```
if option<1> == '0' then EndOfDecode(Decode_UNDEF); // sub-word index
constant ExtendType extend_type = DecodeRegExtend(option);
constant integer shift = if S == '1' then 3 else 0;
constant integer n = UInt(Rn);
constant integer t = UInt(Rt);
constant integer m = UInt(Rm);
constant boolean nontemporal = FALSE;
constant boolean tagchecked = FALSE;
```

Assembler Symbols

- <prfop>
- Is the prefetch operation, defined as <type><target><policy>.
- <type> is one of:
- PLD

Prefetch for load, encoded in the "Rt<4:3>" field as 0b00.
- PLI

Preload instructions, encoded in the "Rt<4:3>" field as 0b01.
- PST

Prefetch for store, encoded in the "Rt<4:3>" field as 0b10.
- <target> is one of:
- L1

Level 1 cache, encoded in the "Rt<2:1>" field as 0b00.
- L2

Level 2 cache, encoded in the "Rt<2:1>" field as 0b01.
- L3

Level 3 cache, encoded in the "Rt<2:1>" field as 0b10.
- SLC

When FEAT_PRFM_SLC is implemented, system level cache, encoded in the "Rt<2:1>" field as 0b11.
- <policy> is one of:
- KEEP

Retained or temporal prefetch, allocated in the cache normally. Encoded in the "Rt<0>" field as 0.
- STRM

Streaming or non-temporal prefetch, for data that is used only once. Encoded in the "Rt<0>" field as 1.

For more information on these prefetch operations, see *Prefetch memory*.

For other encodings of the "Rt" field, use <imm5>.

Rt	<prfop>	Architectural Feature
00000	PLDL1KEEP	-
00001	PLDL1STRM	-
00010	PLDL2KEEP	-
00011	PLDL2STRM	-
00100	PLDL3KEEP	-
00101	PLDL3STRM	-
00110	PLDSLCKEEP	FEAT_PRFMSLC
00111	PLDSLCTSTRM	FEAT_PRFMSLC
01000	PLIL1KEEP	-
01001	PLIL1STRM	-
01010	PLIL2KEEP	-
01011	PLIL2STRM	-
01100	PLIL3KEEP	-
01101	PLIL3STRM	-
01110	PLISLCKEEP	FEAT_PRFMSLC
01111	PLISLCTSTRM	FEAT_PRFMSLC
10000	PSTL1KEEP	-
10001	PSTL1STRM	-
10010	PSTL2KEEP	-
10011	PSTL2STRM	-
10100	PSTL3KEEP	-
10101	PSTL3STRM	-
10110	PSTSLCKEEP	FEAT_PRFMSLC
10111	PSTSLCTSTRM	FEAT_PRFMSLC

- <imm5>** Is the prefetch operation encoding as an immediate, in the range 0 to 31, encoded in the "Rt" field. This syntax is only for encodings that are not accessible using <prfop>.
- <Xn|SP>** Is the 64-bit name of the general-purpose base register or stack pointer, encoded in the "Rn" field.
- <Wm>** When option<0> is set to 0, is the 32-bit name of the general-purpose index register, encoded in the "Rm" field.
- <Xm>** When option<0> is set to 1, is the 64-bit name of the general-purpose index register, encoded in the "Rm" field.
- <extend>** Is the index extend/shift specifier, defaulting to LSL, and which must be omitted for the LSL option when <amount> is omitted, encoded in "option":

option	<extend>
010	UXTW
011	LSL
110	SXTW
111	SXTX

- <amount>** Is the index shift amount, optional only when <extend> is not LSL. Where it is permitted to be optional, it defaults to #0. It is encoded in "S":

S	<amount>
0	#0
1	#3

Operation

```
bits(64) address;

constant bits(64) offset = ExtendReg(m, extend_type, shift, 64);
constant boolean privileged = PSTATE.EL != EL0;
constant AccessDescriptor accdesc = CreateAccDescGPR(MemOp\_PREFETCH, nontemporal, privileged,
                                                    tagchecked);

if n == 31 then
    address = SP[64];
else
    address = X[n, 64];

address = AddressAdd(address, offset, accdesc);

Prefetch(address, t<4:0>);
```

Internal version only: aarchmrs v2025-03_rel, pseudocode v2025-03_rel ; Build timestamp: 2025-03-21T17:41

Copyright © 2010-2025 Arm Limited or its affiliates. All rights reserved. This document is Non-Confidential.

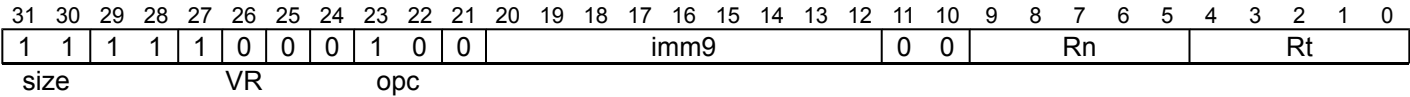
PRFUM

Prefetch memory (unscaled offset)

This instruction signals the memory system that data memory accesses from a specified address are likely to occur in the near future. The memory system can respond by taking actions that are expected to speed up the memory accesses when they do occur, such as making the cache line containing the specified address available at the level of cache specified by the instruction.

The effect of a PRFUM instruction is IMPLEMENTATION DEFINED. For more information, see *Prefetch memory*.

For information about addressing modes, see *Load/Store addressing modes*.



Encoding

PRFUM (<prfop>|<imm5>), [<Xn|SP>{, #<sim>}]

Decode for this encoding

```
constant bits(64) offset = SignExtend(imm9, 64);
constant integer n = UInt(Rn);
constant integer t = UInt(Rt);
constant boolean nontemporal = FALSE;
constant boolean tagchecked = FALSE;
```

Assembler Symbols

- <prfop>
- Is the prefetch operation, defined as <type><target><policy>.
- <type> is one of:
- PLD

Prefetch for load, encoded in the "Rt<4:3>" field as 0b00.
- PLI

Preload instructions, encoded in the "Rt<4:3>" field as 0b01.
- PST

Prefetch for store, encoded in the "Rt<4:3>" field as 0b10.
- <target> is one of:
- L1

Level 1 cache, encoded in the "Rt<2:1>" field as 0b00.
- L2

Level 2 cache, encoded in the "Rt<2:1>" field as 0b01.
- L3

Level 3 cache, encoded in the "Rt<2:1>" field as 0b10.
- <policy> is one of:
- KEEP

Retained or temporal prefetch, allocated in the cache normally. Encoded in the "Rt<0>" field as 0.
- STRM

Streaming or non-temporal prefetch, for data that is used only once. Encoded in the "Rt<0>" field as 1.
- For more information on these prefetch operations, see *Prefetch memory*.
- For other encodings of the "Rt" field, use <imm5>.

Rt	<prfop>
00000	PLDL1KEEP
00001	PLDL1STRM
00010	PLDL2KEEP
00011	PLDL2STRM
00100	PLDL3KEEP
00101	PLDL3STRM
01000	PLIL1KEEP
01001	PLIL1STRM
01010	PLIL2KEEP
01011	PLIL2STRM
01100	PLIL3KEEP
01101	PLIL3STRM
10000	PSTL1KEEP
10001	PSTL1STRM
10010	PSTL2KEEP
10011	PSTL2STRM
10100	PSTL3KEEP
10101	PSTL3STRM

- <imm5> Is the prefetch operation encoding as an immediate, in the range 0 to 31, encoded in the "Rt" field. This syntax is only for encodings that are not accessible using <prfop>.
- <Xn|SP> Is the 64-bit name of the general-purpose base register or stack pointer, encoded in the "Rn" field.
- <sim> Is the optional signed immediate byte offset, in the range -256 to 255, defaulting to 0 and encoded in the "imm9" field.

Operation

```
bits(64) address;

constant boolean privileged = PSTATE.EL != ELO;
constant AccessDescriptor accdesc = CreateAccDescGPR(MemOp_PREFETCH, nontemporal, privileged,
                                                    tagchecked);

if n == 31 then
    address = SP[64];
else
    address = X[n, 64];

address = AddressAdd(address, offset, accdesc);

Prefetch(address, t<4:0>);
```

PSB

Profiling synchronization barrier

This instruction is a barrier that ensures that all existing profiling data for the current PE has been formatted, and profiling buffer addresses have been translated such that all writes to the profiling buffer have been initiated. A following DSB instruction completes when the writes to the profiling buffer have completed.

If *FEAT_SPE* is not implemented, this instruction executes as a NOP.

System
(FEAT_SPE)

31	30	29	28	27	26	25	24	23	22	21	20	19	18	17	16	15	14	13	12	11	10	9	8	7	6	5	4	3	2	1	0
1	1	0	1	0	1	0	1	0	0	0	0	0	0	1	1	0	0	1	0	0	0	1	0	0	0	1	1	1	1	1	1
																CRm				op2											

Encoding

PSB CSYNC

Decode for this encoding

```
if !IsFeatureImplemented(FEAT_SPE) then EndOfDecode(Decode_NOP);
```

Operation

```
if IsFeatureImplemented(FEAT_FGT) && IsFeatureImplemented(FEAT_SPEv1p5) then
    constant boolean trap_to_el2 = (PSTATE.EL IN {EL0, EL1} && EL2Enabled() &&
        !IsInHost() &&
        (!HaveEL(EL3) || SCR_EL3.FGTEn == '1') &&
        HFGITR_EL2.PSBCSYNC == '1');

    if trap_to_el2 then
        ExceptionRecord except = ExceptionSyndrome(Exception_LDST64BTrap); // to be renamed
        except.syndrome.iss = 0x3<24:0>;
        constant bits(64) preferred_exception_return = ThisInstrAddr(64);
        constant integer vect_offset = 0x0;
        AArch64.TakeException(EL2, except, preferred_exception_return, vect_offset);

    ProfilingSynchronizationBarrier();
```

PSSBB

Physical speculative store bypass barrier

This instruction is a memory barrier that prevents speculative loads from bypassing earlier stores to the same physical address under certain conditions. For more information and details of the semantics, see *Physical Speculative Store Bypass Barrier (PSSBB)*.

This is an alias of [DSB](#). This means:

- The encodings in this description are named to match the encodings of [DSB](#).
- The description of [DSB](#) gives the operational pseudocode, any CONSTRAINED UNPREDICTABLE behavior, and any operational information for this instruction.

31	30	29	28	27	26	25	24	23	22	21	20	19	18	17	16	15	14	13	12	11	10	9	8	7	6	5	4	3	2	1	0				
1	1	0	1	0	1	0	1	0	0	0	0	0	0	1	1	0	0	1	1	0	1	0	0	1	0	0	1	1	1	1	1				
																				CRm				opc				Rt							

Encoding

PSSBB

is equivalent to

[DSB](#) #4

and is always the preferred disassembly.

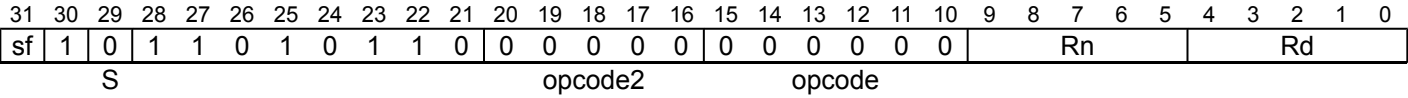
Operation

The description of [DSB](#) gives the operational pseudocode for this instruction.

RBIT

Reverse bits

This instruction reverses the bit order in a register.



Encoding for the 32-bit variant

Applies when (sf == 0)

RBIT <Wd>, <Wn>

Encoding for the 64-bit variant

Applies when (sf == 1)

RBIT <Xd>, <Xn>

Decode for all variants of this encoding

```

constant integer d = UInt(Rd);
constant integer n = UInt(Rn);
constant integer datasize = 32 << UInt(sf);
```

Assembler Symbols

- <Wd> Is the 32-bit name of the general-purpose destination register, encoded in the "Rd" field.
- <Wn> Is the 32-bit name of the general-purpose source register, encoded in the "Rn" field.
- <Xd> Is the 64-bit name of the general-purpose destination register, encoded in the "Rd" field.
- <Xn> Is the 64-bit name of the general-purpose source register, encoded in the "Rn" field.

Operation

```

constant bits(datasize) operand = X[n, datasize];
bits(datasize) result;

for i = 0 to datasize-1
    result<(datasize-1)-i> = operand<i>;

X[d, datasize] = result;
```

Operational information

- If PSTATE.DIT is 1:
- The execution time of this instruction is independent of:
 - The values of the data supplied in any of its registers.
 - The values of the NZCV flags.
 - The response of this instruction to asynchronous exceptions does not vary based on:
 - The values of the data supplied in any of its registers.
 - The values of the NZCV flags.

RCWCAS, RCWCASA, RCWCASAL, RCWCASL

Read check write compare and swap doubleword in memory

This instruction reads a 64-bit doubleword from memory, and compares it against the value held in a register. If the comparison is equal, the value in a second register is conditionally written to memory. Storing back to memory is conditional on RCW Checks. If the compare fails or the RCW Checks fail, the architecture permits writing the value read from the location to memory. If the write is performed, the read and the write occur atomically such that no other modification of the memory location can take place between the read and the write. This instruction updates the condition flags based on the result of the update of memory.

- RCWCASA and RCWCASAL load from memory with acquire semantics.
- RCWCASL and RCWCASAL store to memory with release semantics.
- RCWCAS has neither acquire nor release semantics.

Note

This instruction is for performing atomic updates of translation table entries and not for general use.

Integer (FEAT_THE)

31	30	29	28	27	26	25	24	23	22	21	20	19	18	17	16	15	14	13	12	11	10	9	8	7	6	5	4	3	2	1	0
0	0	0	1	1	0	0	1	A	R	1	Rs					0	0	0	0	1	0	Rn					Rt				
S																															

Encoding for the RCWCAS variant

Applies when (A == 0 && R == 0)

RCWCAS <Xs>, <Xt>, [<Xn|SP>]

Encoding for the RCWCASA variant

Applies when (A == 1 && R == 0)

RCWCASA <Xs>, <Xt>, [<Xn|SP>]

Encoding for the RCWCASAL variant

Applies when (A == 1 && R == 1)

RCWCASAL <Xs>, <Xt>, [<Xn|SP>]

Encoding for the RCWCASL variant

Applies when (A == 0 && R == 1)

RCWCASL <Xs>, <Xt>, [<Xn|SP>]

Decode for all variants of this encoding

```
if !IsFeatureImplemented(FEAT_THE) then EndOfDecode(Decode_UNDEF);
constant integer s = UInt(Rs);
constant integer t = UInt(Rt);
constant integer n = UInt(Rn);
constant boolean soft = FALSE;

constant boolean acquire = A == '1';
constant boolean release = R == '1';
constant boolean tagchecked = n != 31;
```

Assembler Symbols

<Xs>	Is the 64-bit name of the general-purpose register to be compared and loaded, encoded in the "Rs" field.
<Xt>	Is the 64-bit name of the general-purpose register to be conditionally stored, encoded in the "Rt" field.
<Xn SP>	Is the 64-bit name of the general-purpose base register or stack pointer, encoded in the "Rn" field.

Operation

```
if IsD128Enabled(PSTATE.EL) then UNDEFINED;
bits(64) address;
constant bits(64) newdata = X[t, 64];
constant bits(64) compdata = X[s, 64];
bits(64) readdata;
bits(4) nzcvc;

constant AccessDescriptor accdesc = CreateAccDescRCW(MemAtomicOp\_CAS, soft, acquire, release,
tagchecked);

if n == 31 then
    CheckSPAlignment();
    address = SP[64];
else
    address = X[n, 64];

(nzcvc, readdata) = MemAtomicRCW(address, compdata, newdata, accdesc);

PSTATE.<N,Z,C,V> = nzcvc;
X[s, 64] = readdata;    // Return the old value when s!=31
```

Internal version only: aarchmrs v2025-03_rel, pseudocode v2025-03_rel ; Build timestamp: 2025-03-21T17:41

Copyright © 2010-2025 Arm Limited or its affiliates. All rights reserved. This document is Non-Confidential.

RCWCASP, RCWCASPA, RCWCASPAL, RCWCASPL

Read check write compare and swap quadword in memory

This instruction reads a 128-bit quadword from memory, and compares it against the value held in a pair of registers. If the comparison is equal, the value in a second pair of registers is conditionally written to memory. Storing back to memory is conditional on RCW Checks. If the compare fails or the RCW Checks fail, the architecture permits writing the value read from the location to memory. If the write is performed, the read and the write occur atomically such that no other modification of the memory location can take place between the read and the write. This instruction updates the condition flags based on the result of the update of memory.

- RCWCASPA and RCWCASPAL load from memory with acquire semantics.
- RCWCASPL and RCWCASPAL store to memory with release semantics.
- RCWCASP has neither acquire nor release semantics.

Note

This instruction is for performing atomic updates of translation table entries and not for general use.

Integer
(FEAT_D128 && FEAT_THE)

31	30	29	28	27	26	25	24	23	22	21	20	19	18	17	16	15	14	13	12	11	10	9	8	7	6	5	4	3	2	1	0
0	0	0	1	1	0	0	1	A	R	1	Rs					0	0	0	0	1	1	Rn					Rt				
S																															

Encoding for the RCWCASP variant

Applies when (A == 0 && R == 0)

RCWCASP <Xs>, <X(s+1)>, <Xt>, <X(t+1)>, [<Xn|SP>]

Encoding for the RCWCASPA variant

Applies when (A == 1 && R == 0)

RCWCASPA <Xs>, <X(s+1)>, <Xt>, <X(t+1)>, [<Xn|SP>]

Encoding for the RCWCASPAL variant

Applies when (A == 1 && R == 1)

RCWCASPAL <Xs>, <X(s+1)>, <Xt>, <X(t+1)>, [<Xn|SP>]

Encoding for the RCWCASPL variant

Applies when (A == 0 && R == 1)

RCWCASPL <Xs>, <X(s+1)>, <Xt>, <X(t+1)>, [<Xn|SP>]

Decode for all variants of this encoding

```
if !IsFeatureImplemented(FEAT_D128) || !IsFeatureImplemented(FEAT_THE) then
    EndOfDecode(Decode_UNDEF);
if Rs<0> == '1' then EndOfDecode(Decode_UNDEF);
if Rt<0> == '1' then EndOfDecode(Decode_UNDEF);
constant integer s = UInt(Rs);
constant integer t = UInt(Rt);
constant integer n = UInt(Rn);

constant boolean acquire = A == '1';
constant boolean release = R == '1';
constant boolean soft = FALSE;
constant boolean tagchecked = n != 31;
```

Assembler Symbols

<Xs>	Is the 64-bit name of the first general-purpose register to be compared and loaded, encoded in the "Rs" field. <Xs> must be an even-numbered register.
<X(s+1)>	Is the 64-bit name of the second general-purpose register to be compared and loaded.
<Xt>	Is the 64-bit name of the first general-purpose register to be conditionally stored, encoded in the "Rt" field. <Xt> must be an even-numbered register.
<X(t+1)>	Is the 64-bit name of the second general-purpose register to be conditionally stored.
<Xn SP>	Is the 64-bit name of the general-purpose base register or stack pointer, encoded in the "Rn" field.

Operation

```
if !IsD128Enabled(PSTATE.EL) then UNDEFINED;
bits(64) address;
bits(128) newdata;
bits(128) compdata;
bits(128) readdata;
bits(4) nzcvc;

constant bits(64) s1 = X[s, 64];
constant bits(64) s2 = X[s+1, 64];
constant bits(64) t1 = X[t, 64];
constant bits(64) t2 = X[t+1, 64];

constant AccessDescriptor accdesc = CreateAccDescRCW(MemAtomicOp_CAS, soft, acquire, release,
tagchecked);

compdata = if BigEndian(accdesc.acctype) then s1:s2 else s2:s1;
newdata = if BigEndian(accdesc.acctype) then t1:t2 else t2:t1;

if n == 31 then
    CheckSPAlignment();
    address = SP[64];
else
    address = X[n, 64];

(nzcvc, readdata) = MemAtomicRCW(address, compdata, newdata, accdesc);

PSTATE.<N,Z,C,V> = nzcvc;
if BigEndian(accdesc.acctype) then
    X[s, 64] = readdata<127:64>;
    X[s+1, 64] = readdata<63:0>;
else
    X[s, 64] = readdata<63:0>;
    X[s+1, 64] = readdata<127:64>;
```

Internal version only: aarchmrs v2025-03_rel, pseudocode v2025-03_rel ; Build timestamp: 2025-03-21T17:41

Copyright © 2010-2025 Arm Limited or its affiliates. All rights reserved. This document is Non-Confidential.

RCWCLR, RCWCLRA, RCWCLRAL, RCWCLRL

Read check write atomic bit clear on doubleword in memory

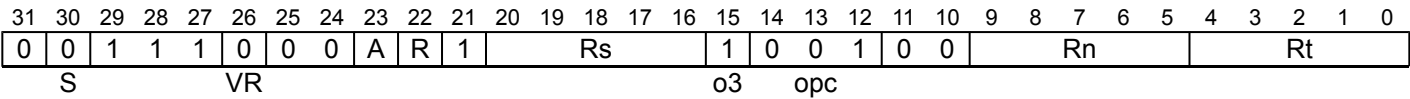
This instruction atomically loads a 64-bit doubleword from memory, performs a bitwise AND with the complement of the value held in a register on it, and conditionally stores the result back to memory. Storing of the result back to memory is conditional on RCW Checks. The value initially loaded from memory is returned in the destination register. This instruction updates the condition flags based on the result of the update of memory.

- RCWCLRA and RCWCLRAL load from memory with acquire semantics.
- RCWCLRL and RCWCLRAL store to memory with release semantics.
- RCWCLR has neither acquire nor release semantics.

Note

This instruction is for performing atomic updates of translation table entries and not for general use.

Integer (FEAT_THE)



Encoding for the RCWCLR variant

Applies when (A == 0 && R == 0)

RCWCLR <Xs>, <Xt>, [<Xn|SP>]

Encoding for the RCWCLRA variant

Applies when (A == 1 && R == 0)

RCWCLRA <Xs>, <Xt>, [<Xn|SP>]

Encoding for the RCWCLRAL variant

Applies when (A == 1 && R == 1)

RCWCLRAL <Xs>, <Xt>, [<Xn|SP>]

Encoding for the RCWCLRL variant

Applies when (A == 0 && R == 1)

RCWCLRL <Xs>, <Xt>, [<Xn|SP>]

Decode for all variants of this encoding

```
if !IsFeatureImplemented(FEAT_THE) then EndOfDecode(Decode_UNDEF);
constant integer s = UInt(Rs);
constant integer t = UInt(Rt);
constant integer n = UInt(Rn);
constant boolean soft = FALSE;

constant boolean acquire = A == '1' && Rt != '11111';
constant boolean release = R == '1';
constant boolean tagchecked = n != 31;
```

Assembler Symbols

<Xs>	Is the 64-bit name of the general-purpose register to be stored, encoded in the "Rs" field.
<Xt>	Is the 64-bit name of the general-purpose register to be loaded, encoded in the "Rt" field.
<Xn SP>	Is the 64-bit name of the general-purpose base register or stack pointer, encoded in the "Rn" field.

Operation

```
if IsD128Enabled(PSTATE.EL) then UNDEFINED;

bits(64) address;
constant bits(64) newdata = X[s, 64];
bits(64) readdata;
bits(4) nzcv;

constant AccessDescriptor accdesc = CreateAccDescRCW(MemAtomicOp\_BIC, soft, acquire, release,
                                                    tagchecked);

if n == 31 then
    CheckSPAlignment();
    address = SP[64];
else
    address = X[n, 64];

constant bits(64) compdata = bits(64) UNKNOWN;    // Irrelevant when not executing CAS
(nzcv, readdata) = MemAtomicRCW(address, compdata, newdata, accdesc);

PSTATE.<N,Z,C,V> = nzcv;
X[t, 64] = readdata;    // Return the old value when t!=31
```

Internal version only: aarchmrs v2025-03_rel, pseudocode v2025-03_rel ; Build timestamp: 2025-03-21T17:41

Copyright © 2010-2025 Arm Limited or its affiliates. All rights reserved. This document is Non-Confidential.

RCWCLRP, RCWCLRPA, RCWCLRPAL, RCWCLRPL

Read check write atomic bit clear on quadword in memory

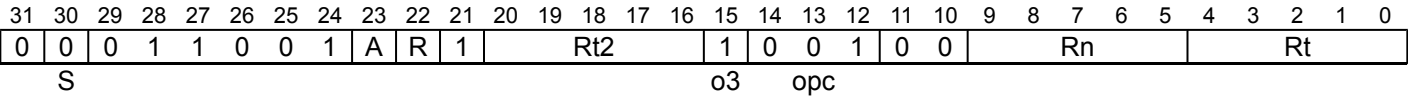
This instruction atomically loads a 128-bit quadword from memory, performs a bitwise AND with the complement of the value held in a pair of registers on it, and conditionally stores the result back to memory. Storing of the result back to memory is conditional on RCW Checks. The value initially loaded from memory is returned in the same pair of registers. This instruction updates the condition flags based on the result of the update of memory.

- RCWCLRPA and RCWCLRPAL load from memory with acquire semantics.
- RCWCLRPL and RCWCLRPAL store to memory with release semantics.
- RCWCLRP has neither acquire nor release semantics.

Note

This instruction is for performing atomic updates of translation table entries and not for general use.

Integer (FEAT_D128 && FEAT_THE)



Encoding for the RCWCLRP variant

Applies when (A == 0 && R == 0)

```
RCWCLRP <Xt1>, <Xt2>, [<Xn|SP>]
```

Encoding for the RCWCLRPA variant

Applies when (A == 1 && R == 0)

```
RCWCLRPA <Xt1>, <Xt2>, [<Xn|SP>]
```

Encoding for the RCWCLRPAL variant

Applies when (A == 1 && R == 1)

```
RCWCLRPAL <Xt1>, <Xt2>, [<Xn|SP>]
```

Encoding for the RCWCLRPL variant

Applies when (A == 0 && R == 1)

```
RCWCLRPL <Xt1>, <Xt2>, [<Xn|SP>]
```

Decode for all variants of this encoding

```
if !IsFeatureImplemented(FEAT_D128) || !IsFeatureImplemented(FEAT_THE) then
    EndOfDecode(Decode_UNDEF);
if Rt == '11111' then EndOfDecode(Decode_UNDEF);
if Rt2 == '11111' then EndOfDecode(Decode_UNDEF);
constant integer t = UInt(Rt);
constant integer t2 = UInt(Rt2);
constant integer n = UInt(Rn);
constant boolean soft = FALSE;

constant boolean acquire = A == '1';
constant boolean release = R == '1';
constant boolean tagchecked = n != 31;

boolean rt_unknown = FALSE;

if t == t2 then
    constant Constraint c = ConstrainUnpredictable(Unpredictable_LSE128OVERLAP);
    assert c IN {Constraint_UNKNOWN, Constraint_UNDEF, Constraint_NOP};
    case c of
        when Constraint_UNKNOWN rt_unknown = TRUE; // result is UNKNOWN
        when Constraint_UNDEF EndOfDecode(Decode_UNDEF);
        when Constraint_NOP EndOfDecode(Decode_NOP);
```

For information about the CONSTRAINED UNPREDICTABLE behavior of this instruction, see [Architectural Constraints on UNPREDICTABLE behaviors](#), and particularly [CONSTRAINED UNPREDICTABLE behavior for A64 instructions](#).

Assembler Symbols

<Xt1>	Is the 64-bit name of the first general-purpose register to be transferred, encoded in the "Rt" field.
<Xt2>	Is the 64-bit name of the second general-purpose register to be transferred, encoded in the "Rt2" field.
<Xn SP>	Is the 64-bit name of the general-purpose base register or stack pointer, encoded in the "Rn" field.

Operation

```
if !IsD128Enabled(PSTATE.EL) then UNDEFINED;
bits(64) address;
bits(64) value1;
bits(64) value2;
bits(128) newdata;
bits(128) readdata;
bits(4) nzcvc;

constant AccessDescriptor accdesc = CreateAccDescRCW(MemAtomicOp_BIC, soft, acquire, release,
                                                    tagchecked);

if n == 31 then
    CheckSPAlignment();
    address = SP[64];
else
    address = X[n, 64];

value1 = X[t, 64];
value2 = X[t2, 64];

newdata = if BigEndian(accdesc.acctype) then value1:value2 else value2:value1;

constant bits(128) compdata = bits(128) UNKNOWN;    // Irrelevant when not executing CAS
(nzcvc, readdata) = MemAtomicRCW(address, compdata, newdata, accdesc);

PSTATE.<N,Z,C,V> = nzcvc;
if rt_unknown then
    readdata = bits(128) UNKNOWN;

if BigEndian(accdesc.acctype) then
    X[t, 64] = readdata<127:64>;
    X[t2, 64] = readdata<63:0>;
else
    X[t, 64] = readdata<63:0>;
    X[t2, 64] = readdata<127:64>;
```

Internal version only: aarchmrs v2025-03_rel, pseudocode v2025-03_rel ; Build timestamp: 2025-03-21T17:41

Copyright © 2010-2025 Arm Limited or its affiliates. All rights reserved. This document is Non-Confidential.

RCWSCAS, RCWSCASA, RCWSCASAL, RCWSCASL

Read check write software compare and swap doubleword in memory

This instruction reads a 64-bit doubleword from memory, and compares it against the value held in a register. If the comparison is equal, the value in a second register is conditionally written to memory. Storing back to memory is conditional on RCW Checks and RCWS Checks. If the compare fails, the RCW Checks fail, or the RCWS Checks fail, the architecture permits writing the value read from the location to memory. If the write is performed, the read and the write occur atomically such that no other modification of the memory location can take place between the read and the write. This instruction updates the condition flags based on the result of the update of memory.

- RCWSCASA and RCWSCASAL load from memory with acquire semantics.
- RCWSCASL and RCWSCASAL store to memory with release semantics.
- RCWSCAS has neither acquire nor release semantics.

Note

This instruction is for performing atomic updates of translation table entries and not for general use.

Integer (FEAT_THE)

31	30	29	28	27	26	25	24	23	22	21	20	19	18	17	16	15	14	13	12	11	10	9	8	7	6	5	4	3	2	1	0
0	1	0	1	1	0	0	1	A	R	1	Rs					0	0	0	0	1	0	Rn					Rt				
S																															

Encoding for the RCWSCAS variant

Applies when (A == 0 && R == 0)

RCWSCAS <Xs>, <Xt>, [<Xn|SP>]

Encoding for the RCWSCASA variant

Applies when (A == 1 && R == 0)

RCWSCASA <Xs>, <Xt>, [<Xn|SP>]

Encoding for the RCWSCASAL variant

Applies when (A == 1 && R == 1)

RCWSCASAL <Xs>, <Xt>, [<Xn|SP>]

Encoding for the RCWSCASL variant

Applies when (A == 0 && R == 1)

RCWSCASL <Xs>, <Xt>, [<Xn|SP>]

Decode for all variants of this encoding

```
if !IsFeatureImplemented(FEAT_THE) then EndOfDecode(Decode_UNDEF);
constant integer s = UInt(Rs);
constant integer t = UInt(Rt);
constant integer n = UInt(Rn);
constant boolean soft = TRUE;

constant boolean acquire = A == '1';
constant boolean release = R == '1';
constant boolean tagchecked = n != 31;
```


Assembler Symbols

<Xs>	Is the 64-bit name of the general-purpose register to be compared and loaded, encoded in the "Rs" field.
<Xt>	Is the 64-bit name of the general-purpose register to be conditionally stored, encoded in the "Rt" field.
<Xn SP>	Is the 64-bit name of the general-purpose base register or stack pointer, encoded in the "Rn" field.

Operation

```
if IsD128Enabled(PSTATE.EL) then UNDEFINED;
bits(64) address;
constant bits(64) newdata = X[t, 64];
constant bits(64) compdata = X[s, 64];
bits(64) readdata;
bits(4) nzcv;

constant AccessDescriptor accdesc = CreateAccDescRCW(MemAtomicOp\_CAS, soft, acquire, release,
tagchecked);

if n == 31 then
    CheckSPAlignment();
    address = SP[64];
else
    address = X[n, 64];

(nzcv, readdata) = MemAtomicRCW(address, compdata, newdata, accdesc);

PSTATE.<N,Z,C,V> = nzcv;
X[s, 64] = readdata;    // Return the old value when s!=31
```

Internal version only: aarchmrs v2025-03_rel, pseudocode v2025-03_rel ; Build timestamp: 2025-03-21T17:41

Copyright © 2010-2025 Arm Limited or its affiliates. All rights reserved. This document is Non-Confidential.

RCWSCASP, RCWSCASPA, RCWSCASPAL, RCWSCASPL

Read check write software compare and swap quadword in memory

This instruction reads a 128-bit quadword from memory, and compares it against the value held in a pair of registers. If the comparison is equal, the value in a second pair of registers is conditionally written to memory. Storing back to memory is conditional on RCW Checks and RCWS Checks. If the compare fails, the RCW Checks fail, or the RCWS Checks fail, the architecture permits writing the value read from the location to memory. If the write is performed, the read and the write occur atomically such that no other modification of the memory location can take place between the read and the write. This instruction updates the condition flags based on the result of the update of memory.

- RCWSCASPA and RCWSCASPAL load from memory with acquire semantics.
- RCWSCASPL and RCWSCASPAL store to memory with release semantics.
- RCWSCASP has neither acquire nor release semantics.

Note

This instruction is for performing atomic updates of translation table entries and not for general use.

Integer (FEAT_D128 && FEAT_THE)

31	30	29	28	27	26	25	24	23	22	21	20	19	18	17	16	15	14	13	12	11	10	9	8	7	6	5	4	3	2	1	0
0	1	0	1	1	0	0	1	A	R	1	Rs					0	0	0	0	1	1	Rn					Rt				
S																															

Encoding for the RCWSCASP variant

Applies when (A == 0 && R == 0)

```
RCWSCASP <Xs>, <X(s+1)>, <Xt>, <X(t+1)>, [<Xn|SP>]
```

Encoding for the RCWSCASPA variant

Applies when (A == 1 && R == 0)

```
RCWSCASPA <Xs>, <X(s+1)>, <Xt>, <X(t+1)>, [<Xn|SP>]
```

Encoding for the RCWSCASPAL variant

Applies when (A == 1 && R == 1)

```
RCWSCASPAL <Xs>, <X(s+1)>, <Xt>, <X(t+1)>, [<Xn|SP>]
```

Encoding for the RCWSCASPL variant

Applies when (A == 0 && R == 1)

```
RCWSCASPL <Xs>, <X(s+1)>, <Xt>, <X(t+1)>, [<Xn|SP>]
```

Decode for all variants of this encoding

```
if !IsFeatureImplemented(FEAT_D128) || !IsFeatureImplemented(FEAT_THE) then
    EndOfDecode(Decode_UNDEF);
if Rs<0> == '1' then EndOfDecode(Decode_UNDEF);
if Rt<0> == '1' then EndOfDecode(Decode_UNDEF);
constant integer s = UInt(Rs);
constant integer t = UInt(Rt);
constant integer n = UInt(Rn);

constant boolean acquire = A == '1';
constant boolean release = R == '1';
constant boolean soft = TRUE;
constant boolean tagchecked = n != 31;
```

Assembler Symbols

<Xs>	Is the 64-bit name of the first general-purpose register to be compared and loaded, encoded in the "Rs" field. <Xs> must be an even-numbered register.
<X(s+1)>	Is the 64-bit name of the second general-purpose register to be compared and loaded.
<Xt>	Is the 64-bit name of the first general-purpose register to be conditionally stored, encoded in the "Rt" field. <Xt> must be an even-numbered register.
<X(t+1)>	Is the 64-bit name of the second general-purpose register to be conditionally stored.
<Xn SP>	Is the 64-bit name of the general-purpose base register or stack pointer, encoded in the "Rn" field.

Operation

```
if !IsD128Enabled(PSTATE.EL) then UNDEFINED;
bits(64) address;
bits(128) newdata;
bits(128) compdata;
bits(128) readdata;
bits(4) nzcvc;

constant bits(64) s1 = X[s, 64];
constant bits(64) s2 = X[s+1, 64];
constant bits(64) t1 = X[t, 64];
constant bits(64) t2 = X[t+1, 64];

constant AccessDescriptor accdesc = CreateAccDescRCW(MemAtomicOp_CAS, soft, acquire, release,
                                                    tagchecked);

compdata = if BigEndian(accdesc.acctype) then s1:s2 else s2:s1;
newdata = if BigEndian(accdesc.acctype) then t1:t2 else t2:t1;

if n == 31 then
    CheckSPAlignment();
    address = SP[64];
else
    address = X[n, 64];

(nzcvc, readdata) = MemAtomicRCW(address, compdata, newdata, accdesc);

PSTATE.<N,Z,C,V> = nzcvc;
if BigEndian(accdesc.acctype) then
    X[s, 64] = readdata<127:64>;
    X[s+1, 64] = readdata<63:0>;
else
    X[s, 64] = readdata<63:0>;
    X[s+1, 64] = readdata<127:64>;
```

Internal version only: aarchmrs v2025-03_rel, pseudocode v2025-03_rel ; Build timestamp: 2025-03-21T17:41

Copyright © 2010-2025 Arm Limited or its affiliates. All rights reserved. This document is Non-Confidential.

RCWSCLR, RCWSCLRA, RCWSCLRAL, RCWSCLRL

Read check write software atomic bit clear on doubleword in memory

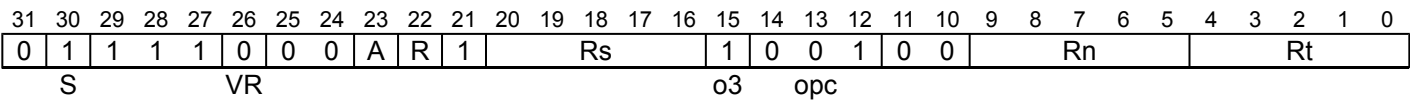
This instruction atomically loads a 64-bit doubleword from memory, performs a bitwise AND with the complement of the value held in a register on it, and conditionally stores the result back to memory. Storing of the result back to memory is conditional on RCW Checks and RCWS Checks. The value initially loaded from memory is returned in the destination register. This instruction updates the condition flags based on the result of the update of memory.

- RCWSCLRA and RCWSCLRAL load from memory with acquire semantics.
- RCWSCLRL and RCWSCLRAL store to memory with release semantics.
- RCWSCLR has neither acquire nor release semantics.

Note

This instruction is for performing atomic updates of translation table entries and not for general use.

Integer (FEAT_THE)



Encoding for the RCWSCLR variant

Applies when (A == 0 && R == 0)

RCWSCLR <Xs>, <Xt>, [<Xn|SP>]

Encoding for the RCWSCLRA variant

Applies when (A == 1 && R == 0)

RCWSCLRA <Xs>, <Xt>, [<Xn|SP>]

Encoding for the RCWSCLRAL variant

Applies when (A == 1 && R == 1)

RCWSCLRAL <Xs>, <Xt>, [<Xn|SP>]

Encoding for the RCWSCLRL variant

Applies when (A == 0 && R == 1)

RCWSCLRL <Xs>, <Xt>, [<Xn|SP>]

Decode for all variants of this encoding

```
if !IsFeatureImplemented(FEAT_THE) then EndOfDecode(Decode_UNDEF);
constant integer s = UInt(Rs);
constant integer t = UInt(Rt);
constant integer n = UInt(Rn);
constant boolean soft = TRUE;

constant boolean acquire = A == '1' && Rt != '11111';
constant boolean release = R == '1';
constant boolean tagchecked = n != 31;
```

Assembler Symbols

<Xs>	Is the 64-bit name of the general-purpose register to be stored, encoded in the "Rs" field.
<Xt>	Is the 64-bit name of the general-purpose register to be loaded, encoded in the "Rt" field.
<Xn SP>	Is the 64-bit name of the general-purpose base register or stack pointer, encoded in the "Rn" field.

Operation

```
if IsD128Enabled(PSTATE.EL) then UNDEFINED;

bits(64) address;
constant bits(64) newdata = X[s, 64];
bits(64) readdata;
bits(4) nzcv;

constant AccessDescriptor accdesc = CreateAccDescRCW(MemAtomicOp\_BIC, soft, acquire, release,
                                                    tagchecked);

if n == 31 then
    CheckSPAlignment();
    address = SP[64];
else
    address = X[n, 64];

constant bits(64) compdata = bits(64) UNKNOWN;    // Irrelevant when not executing CAS
(nzcv, readdata) = MemAtomicRCW(address, compdata, newdata, accdesc);

PSTATE.<N,Z,C,V> = nzcv;
X[t, 64] = readdata;    // Return the old value when t!=31
```

Internal version only: aarchmrs v2025-03_rel, pseudocode v2025-03_rel ; Build timestamp: 2025-03-21T17:41

Copyright © 2010-2025 Arm Limited or its affiliates. All rights reserved. This document is Non-Confidential.

RCWSCLRP, RCWSCLRPA, RCWSCLRPAL, RCWSCLRPL

Read check write software atomic bit clear on quadword in memory

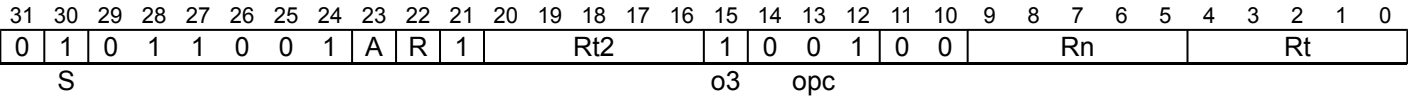
This instruction atomically loads a 128-bit quadword from memory, performs a bitwise AND with the complement of the value held in a pair of registers on it, and conditionally stores the result back to memory. Storing of the result back to memory is conditional on RCW Checks and RCWS Checks. The value initially loaded from memory is returned in the same pair of registers. This instruction updates the condition flags based on the result of the update of memory.

- RCWSCLRPA and RCWSCLRPAL load from memory with acquire semantics.
- RCWSCLRPL and RCWSCLRPAL store to memory with release semantics.
- RCWSCLRP has neither acquire nor release semantics.

Note

This instruction is for performing atomic updates of translation table entries and not for general use.

Integer
(FEAT_D128 && FEAT_THE)



Encoding for the RCWSCLRP variant

Applies when (A == 0 && R == 0)

```
RCWSCLRP <Xt1>, <Xt2>, [<Xn|SP>]
```

Encoding for the RCWSCLRPA variant

Applies when (A == 1 && R == 0)

```
RCWSCLRPA <Xt1>, <Xt2>, [<Xn|SP>]
```

Encoding for the RCWSCLRPAL variant

Applies when (A == 1 && R == 1)

```
RCWSCLRPAL <Xt1>, <Xt2>, [<Xn|SP>]
```

Encoding for the RCWSCLRPL variant

Applies when (A == 0 && R == 1)

```
RCWSCLRPL <Xt1>, <Xt2>, [<Xn|SP>]
```

Decode for all variants of this encoding

```
if !IsFeatureImplemented(FEAT_D128) || !IsFeatureImplemented(FEAT_THE) then
    EndOfDecode(Decode_UNDEF);
if Rt == '11111' then EndOfDecode(Decode_UNDEF);
if Rt2 == '11111' then EndOfDecode(Decode_UNDEF);
constant integer t = UInt(Rt);
constant integer t2 = UInt(Rt2);
constant integer n = UInt(Rn);
constant boolean soft = TRUE;

constant boolean acquire = A == '1';
constant boolean release = R == '1';
constant boolean tagchecked = n != 31;

boolean rt_unknown = FALSE;

if t == t2 then
    constant Constraint c = ConstrainUnpredictable(Unpredictable_LSE128OVERLAP);
    assert c IN {Constraint_UNKNOWN, Constraint_UNDEF, Constraint_NOP};
    case c of
        when Constraint_UNKNOWN rt_unknown = TRUE; // result is UNKNOWN
        when Constraint_UNDEF EndOfDecode(Decode_UNDEF);
        when Constraint_NOP EndOfDecode(Decode_NOP);
```

For information about the CONSTRAINED UNPREDICTABLE behavior of this instruction, see [Architectural Constraints on UNPREDICTABLE behaviors](#), and particularly [CONSTRAINED UNPREDICTABLE behavior for A64 instructions](#).

Assembler Symbols

<Xt1>	Is the 64-bit name of the first general-purpose register to be transferred, encoded in the "Rt" field.
<Xt2>	Is the 64-bit name of the second general-purpose register to be transferred, encoded in the "Rt2" field.
<Xn SP>	Is the 64-bit name of the general-purpose base register or stack pointer, encoded in the "Rn" field.

Operation

```
if !IsD128Enabled(PSTATE.EL) then UNDEFINED;
bits(64) address;
bits(64) value1;
bits(64) value2;
bits(128) newdata;
bits(128) readdata;
bits(4) nzcvc;

constant AccessDescriptor accdesc = CreateAccDescRCW(MemAtomicOp_BIC, soft, acquire, release,
                                                    tagchecked);

if n == 31 then
    CheckSPAlignment();
    address = SP[64];
else
    address = X[n, 64];

value1 = X[t, 64];
value2 = X[t2, 64];

newdata = if BigEndian(accdesc.acctype) then value1:value2 else value2:value1;

constant bits(128) compdata = bits(128) UNKNOWN;    // Irrelevant when not executing CAS
(nzcvc, readdata) = MemAtomicRCW(address, compdata, newdata, accdesc);

PSTATE.<N,Z,C,V> = nzcvc;
if rt_unknown then
    readdata = bits(128) UNKNOWN;

if BigEndian(accdesc.acctype) then
    X[t, 64] = readdata<127:64>;
    X[t2, 64] = readdata<63:0>;
else
    X[t, 64] = readdata<63:0>;
    X[t2, 64] = readdata<127:64>;
```

Internal version only: aarchmrs v2025-03_rel, pseudocode v2025-03_rel ; Build timestamp: 2025-03-21T17:41

Copyright © 2010-2025 Arm Limited or its affiliates. All rights reserved. This document is Non-Confidential.

RCWSET, RCWSETA, RCWSETAL, RCWSETL

Read check write atomic bit set on doubleword in memory

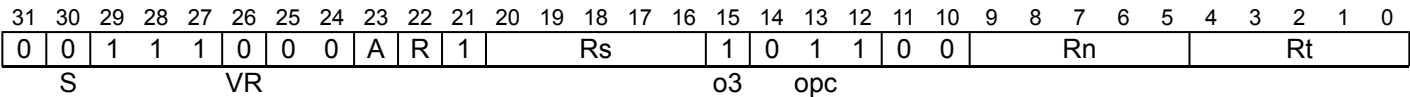
This instruction atomically loads a 64-bit doubleword from memory, performs a bitwise OR with the complement of the value held in a register on it, and conditionally stores the result back to memory. Storing of the result back to memory is conditional on RCW Checks. The value initially loaded from memory is returned in the destination register. This instruction updates the condition flags based on the result of the update of memory.

- RCWSETA and RCWSETAL load from memory with acquire semantics.
- RCWSETL and RCWSETAL store to memory with release semantics.
- RCWSET has neither acquire nor release semantics.

Note

This instruction is for performing atomic updates of translation table entries and not for general use.

Integer (FEAT_THE)



Encoding for the RCWSET variant

Applies when (A == 0 && R == 0)

RCWSET <Xs>, <Xt>, [<Xn|SP>]

Encoding for the RCWSETA variant

Applies when (A == 1 && R == 0)

RCWSETA <Xs>, <Xt>, [<Xn|SP>]

Encoding for the RCWSETAL variant

Applies when (A == 1 && R == 1)

RCWSETAL <Xs>, <Xt>, [<Xn|SP>]

Encoding for the RCWSETL variant

Applies when (A == 0 && R == 1)

RCWSETL <Xs>, <Xt>, [<Xn|SP>]

Decode for all variants of this encoding

```
if !IsFeatureImplemented(FEAT_THE) then EndOfDecode(Decode_UNDEF);
constant integer s = UInt(Rs);
constant integer t = UInt(Rt);
constant integer n = UInt(Rn);
constant boolean soft = FALSE;

constant boolean acquire = A == '1' && Rt != '11111';
constant boolean release = R == '1';
constant boolean tagchecked = n != 31;
```

Assembler Symbols

<Xs>	Is the 64-bit name of the general-purpose register to be stored, encoded in the "Rs" field.
<Xt>	Is the 64-bit name of the general-purpose register to be loaded, encoded in the "Rt" field.
<Xn SP>	Is the 64-bit name of the general-purpose base register or stack pointer, encoded in the "Rn" field.

Operation

```
if IsD128Enabled(PSTATE.EL) then UNDEFINED;

bits(64) address;
constant bits(64) newdata = X[s, 64];
bits(64) readdata;
bits(4) nzcv;

constant AccessDescriptor accdesc = CreateAccDescRCW(MemAtomicOp\_ORR, soft, acquire, release,
tagchecked);

if n == 31 then
    CheckSPAlignment();
    address = SP[64];
else
    address = X[n, 64];

constant bits(64) compdata = bits(64) UNKNOWN;    // Irrelevant when not executing CAS
(nzcv, readdata) = MemAtomicRCW(address, compdata, newdata, accdesc);

PSTATE.<N,Z,C,V> = nzcv;
X[t, 64] = readdata;    // Return the old value when t!=31
```

Internal version only: aarchmrs v2025-03_rel, pseudocode v2025-03_rel ; Build timestamp: 2025-03-21T17:41

Copyright © 2010-2025 Arm Limited or its affiliates. All rights reserved. This document is Non-Confidential.

RCWSETP, RCWSETPA, RCWSETPAL, RCWSETPL

Read check write atomic bit set on quadword in memory

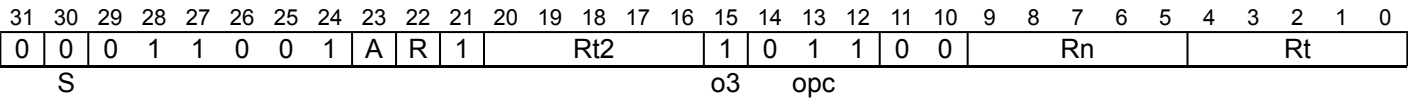
This instruction atomically loads a 128-bit quadword from memory, performs a bitwise OR with the value held in a pair of registers on it, and conditionally stores the result back to memory. Storing of the result back to memory is conditional on RCW Checks. The value initially loaded from memory is returned in the same pair of registers. This instruction updates the condition flags based on the result of the update of memory.

- RCWSETPA and RCWSETPAL load from memory with acquire semantics.
- RCWSETPL and RCWSETPAL store to memory with release semantics.
- RCWSETP has neither acquire nor release semantics.

Note

This instruction is for performing atomic updates of translation table entries and not for general use.

Integer (FEAT_D128 && FEAT_THE)



Encoding for the RCWSETP variant

Applies when (A == 0 && R == 0)

```
RCWSETP <Xt1>, <Xt2>, [<Xn|SP>]
```

Encoding for the RCWSETPA variant

Applies when (A == 1 && R == 0)

```
RCWSETPA <Xt1>, <Xt2>, [<Xn|SP>]
```

Encoding for the RCWSETPAL variant

Applies when (A == 1 && R == 1)

```
RCWSETPAL <Xt1>, <Xt2>, [<Xn|SP>]
```

Encoding for the RCWSETPL variant

Applies when (A == 0 && R == 1)

```
RCWSETPL <Xt1>, <Xt2>, [<Xn|SP>]
```

Decode for all variants of this encoding

```
if !IsFeatureImplemented(FEAT_D128) || !IsFeatureImplemented(FEAT_THE) then
    EndOfDecode(Decode_UNDEF);
if Rt == '11111' then EndOfDecode(Decode_UNDEF);
if Rt2 == '11111' then EndOfDecode(Decode_UNDEF);
constant integer t = UInt(Rt);
constant integer t2 = UInt(Rt2);
constant integer n = UInt(Rn);
constant boolean soft = FALSE;

constant boolean acquire = A == '1';
constant boolean release = R == '1';
constant boolean tagchecked = n != 31;

boolean rt_unknown = FALSE;

if t == t2 then
    constant Constraint c = ConstrainUnpredictable(Unpredictable_LSE128OVERLAP);
    assert c IN {Constraint_UNKNOWN, Constraint_UNDEF, Constraint_NOP};
    case c of
        when Constraint_UNKNOWN rt_unknown = TRUE; // result is UNKNOWN
        when Constraint_UNDEF EndOfDecode(Decode_UNDEF);
        when Constraint_NOP EndOfDecode(Decode_NOP);
```

For information about the CONSTRAINED UNPREDICTABLE behavior of this instruction, see [Architectural Constraints on UNPREDICTABLE behaviors](#), and particularly [CONSTRAINED UNPREDICTABLE behavior for A64 instructions](#).

Assembler Symbols

<Xt1>	Is the 64-bit name of the first general-purpose register to be transferred, encoded in the "Rt" field.
<Xt2>	Is the 64-bit name of the second general-purpose register to be transferred, encoded in the "Rt2" field.
<Xn SP>	Is the 64-bit name of the general-purpose base register or stack pointer, encoded in the "Rn" field.

Operation

```
if !IsD128Enabled(PSTATE.EL) then UNDEFINED;
bits(64) address;
bits(64) value1;
bits(64) value2;
bits(128) newdata;
bits(128) readdata;
bits(4) nzcvc;

constant AccessDescriptor accdesc = CreateAccDescRCW(MemAtomicOp_ORR, soft, acquire, release,
                                                    tagchecked);

if n == 31 then
    CheckSPAlignment();
    address = SP[64];
else
    address = X[n, 64];

value1 = X[t, 64];
value2 = X[t2, 64];

newdata = if BigEndian(accdesc.acctype) then value1:value2 else value2:value1;

constant bits(128) compdata = bits(128) UNKNOWN;    // Irrelevant when not executing CAS
(nzcvc, readdata) = MemAtomicRCW(address, compdata, newdata, accdesc);

PSTATE.<N,Z,C,V> = nzcvc;
if rt_unknown then
    readdata = bits(128) UNKNOWN;

if BigEndian(accdesc.acctype) then
    X[t, 64] = readdata<127:64>;
    X[t2, 64] = readdata<63:0>;
else
    X[t, 64] = readdata<63:0>;
    X[t2, 64] = readdata<127:64>;
```

Internal version only: aarchmrs v2025-03_rel, pseudocode v2025-03_rel ; Build timestamp: 2025-03-21T17:41

Copyright © 2010-2025 Arm Limited or its affiliates. All rights reserved. This document is Non-Confidential.

RCWSSET, RCWSSETA, RCWSSETAL, RCWSSETL

Read check write software atomic bit set on doubleword in memory

This instruction atomically loads a 64-bit doubleword from memory, performs a bitwise OR with the complement of the value held in a register on it, and conditionally stores the result back to memory. Storing of the result back to memory is conditional on RCW Checks and RCWS Checks. The value initially loaded from memory is returned in the destination register. This instruction updates the condition flags based on the result of the update of memory.

- RCWSSETA and RCWSSETAL load from memory with acquire semantics.
- RCWSSETL and RCWSSETAL store to memory with release semantics.
- RCWSSET has neither acquire nor release semantics.

Note

This instruction is for performing atomic updates of translation table entries and not for general use.

Integer (FEAT_THE)

31	30	29	28	27	26	25	24	23	22	21	20	19	18	17	16	15	14	13	12	11	10	9	8	7	6	5	4	3	2	1	0
0	1	1	1	1	0	0	0	A	R	1	Rs				1	0	1	1	0	0	Rn				Rt						
S				VR				o3								opc															

Encoding for the RCWSSET variant

Applies when (A == 0 && R == 0)

RCWSSET <Xs>, <Xt>, [<Xn|SP>]

Encoding for the RCWSSETA variant

Applies when (A == 1 && R == 0)

RCWSSETA <Xs>, <Xt>, [<Xn|SP>]

Encoding for the RCWSSETAL variant

Applies when (A == 1 && R == 1)

RCWSSETAL <Xs>, <Xt>, [<Xn|SP>]

Encoding for the RCWSSETL variant

Applies when (A == 0 && R == 1)

RCWSSETL <Xs>, <Xt>, [<Xn|SP>]

Decode for all variants of this encoding

```
if !IsFeatureImplemented(FEAT_THE) then EndOfDecode(Decode_UNDEF);
constant integer s = UInt(Rs);
constant integer t = UInt(Rt);
constant integer n = UInt(Rn);
constant boolean soft = TRUE;

constant boolean acquire = A == '1' && Rt != '11111';
constant boolean release = R == '1';
constant boolean tagchecked = n != 31;
```

Assembler Symbols

<Xs>	Is the 64-bit name of the general-purpose register to be stored, encoded in the "Rs" field.
<Xt>	Is the 64-bit name of the general-purpose register to be loaded, encoded in the "Rt" field.
<Xn SP>	Is the 64-bit name of the general-purpose base register or stack pointer, encoded in the "Rn" field.

Operation

```
if IsD128Enabled(PSTATE.EL) then UNDEFINED;

bits(64) address;
constant bits(64) newdata = X[s, 64];
bits(64) readdata;
bits(4) nzcv;

constant AccessDescriptor accdesc = CreateAccDescRCW(MemAtomicOp\_ORR, soft, acquire, release,
                                                    tagchecked);

if n == 31 then
    CheckSPAlignment();
    address = SP[64];
else
    address = X[n, 64];

constant bits(64) compdata = bits(64) UNKNOWN;    // Irrelevant when not executing CAS
(nzcv, readdata) = MemAtomicRCW(address, compdata, newdata, accdesc);

PSTATE.<N,Z,C,V> = nzcv;
X[t, 64] = readdata;    // Return the old value when t!=31
```

Internal version only: aarchmrs v2025-03_rel, pseudocode v2025-03_rel ; Build timestamp: 2025-03-21T17:41

Copyright © 2010-2025 Arm Limited or its affiliates. All rights reserved. This document is Non-Confidential.

RCWSSETP, RCWSSETPA, RCWSSETPAL, RCWSSETPL

Read check write software atomic bit set on quadword in memory

This instruction atomically loads a 128-bit quadword from memory, performs a bitwise OR with the value held in a pair of registers on it, and conditionally stores the result back to memory. Storing of the result back to memory is conditional on RCW Checks and RCWS Checks. The value initially loaded from memory is returned in the same pair of registers. This instruction updates the condition flags based on the result of the update of memory.

- RCWSSETPA and RCWSSETPAL load from memory with acquire semantics.
- RCWSSETPL and RCWSSETPAL store to memory with release semantics.
- RCWSSETP has neither acquire nor release semantics.

Note

This instruction is for performing atomic updates of translation table entries and not for general use.

Integer (FEAT_D128 && FEAT_THE)

31	30	29	28	27	26	25	24	23	22	21	20	19	18	17	16	15	14	13	12	11	10	9	8	7	6	5	4	3	2	1	0
0	1	0	1	1	0	0	1	A	R	1	Rt2				1	0	1	1	0	0	Rn				Rt						
S								o3								opc															

Encoding for the RCWSSETP variant

Applies when (A == 0 && R == 0)

```
RCWSSETP <Xt1>, <Xt2>, [<Xn|SP>]
```

Encoding for the RCWSSETPA variant

Applies when (A == 1 && R == 0)

```
RCWSSETPA <Xt1>, <Xt2>, [<Xn|SP>]
```

Encoding for the RCWSSETPAL variant

Applies when (A == 1 && R == 1)

```
RCWSSETPAL <Xt1>, <Xt2>, [<Xn|SP>]
```

Encoding for the RCWSSETPL variant

Applies when (A == 0 && R == 1)

```
RCWSSETPL <Xt1>, <Xt2>, [<Xn|SP>]
```

Decode for all variants of this encoding

```
if !IsFeatureImplemented(FEAT_D128) || !IsFeatureImplemented(FEAT_THE) then
    EndOfDecode(Decode_UNDEF);
if Rt == '11111' then EndOfDecode(Decode_UNDEF);
if Rt2 == '11111' then EndOfDecode(Decode_UNDEF);
constant integer t = UInt(Rt);
constant integer t2 = UInt(Rt2);
constant integer n = UInt(Rn);
constant boolean soft = TRUE;

constant boolean acquire = A == '1';
constant boolean release = R == '1';
constant boolean tagchecked = n != 31;

boolean rt_unknown = FALSE;

if t == t2 then
    constant Constraint c = ConstrainUnpredictable(Unpredictable_LSE128OVERLAP);
    assert c IN {Constraint_UNKNOWN, Constraint_UNDEF, Constraint_NOP};
    case c of
        when Constraint_UNKNOWN rt_unknown = TRUE; // result is UNKNOWN
        when Constraint_UNDEF EndOfDecode(Decode_UNDEF);
        when Constraint_NOP EndOfDecode(Decode_NOP);
```

For information about the CONSTRAINED UNPREDICTABLE behavior of this instruction, see [Architectural Constraints on UNPREDICTABLE behaviors](#), and particularly [CONSTRAINED UNPREDICTABLE behavior for A64 instructions](#).

Assembler Symbols

<Xt1>	Is the 64-bit name of the first general-purpose register to be transferred, encoded in the "Rt" field.
<Xt2>	Is the 64-bit name of the second general-purpose register to be transferred, encoded in the "Rt2" field.
<Xn SP>	Is the 64-bit name of the general-purpose base register or stack pointer, encoded in the "Rn" field.

Operation

```
if !IsD128Enabled(PSTATE.EL) then UNDEFINED;
bits(64) address;
bits(64) value1;
bits(64) value2;
bits(128) newdata;
bits(128) readdata;
bits(4) nzcvc;

constant AccessDescriptor accdesc = CreateAccDescRCW(MemAtomicOp_ORR, soft, acquire, release,
                                                    tagchecked);

if n == 31 then
    CheckSPAlignment();
    address = SP[64];
else
    address = X[n, 64];

value1 = X[t, 64];
value2 = X[t2, 64];

newdata = if BigEndian(accdesc.acctype) then value1:value2 else value2:value1;

constant bits(128) compdata = bits(128) UNKNOWN;    // Irrelevant when not executing CAS
(nzcvc, readdata) = MemAtomicRCW(address, compdata, newdata, accdesc);

PSTATE.<N,Z,C,V> = nzcvc;
if rt_unknown then
    readdata = bits(128) UNKNOWN;

if BigEndian(accdesc.acctype) then
    X[t, 64] = readdata<127:64>;
    X[t2, 64] = readdata<63:0>;
else
    X[t, 64] = readdata<63:0>;
    X[t2, 64] = readdata<127:64>;
```

Internal version only: aarchmrs v2025-03_rel, pseudocode v2025-03_rel ; Build timestamp: 2025-03-21T17:41

Copyright © 2010-2025 Arm Limited or its affiliates. All rights reserved. This document is Non-Confidential.

RCWSSWP, RCWSSWPA, RCWSSWPAL, RCWSSWPL

Read check write software swap doubleword in memory

This instruction atomically loads a 64-bit doubleword from a memory location, and conditionally stores the value held in a register back to the same memory location. Storing back to memory is conditional on RCW Checks and RCWS Checks. The value initially loaded from memory is returned in the destination register. This instruction updates the condition flags based on the result of the update of memory.

- RCWSSWPA and RCWSSWPAL load from memory with acquire semantics.
- RCWSSWPL and RCWSSWPAL store to memory with release semantics.
- RCWSSWP has neither acquire nor release semantics.

Note

This instruction is for performing atomic updates of translation table entries and not for general use.

Integer (FEAT_THE)

31	30	29	28	27	26	25	24	23	22	21	20	19	18	17	16	15	14	13	12	11	10	9	8	7	6	5	4	3	2	1	0
0	1	1	1	1	0	0	0	A	R	1	Rs				1	0	1	0	0	0	Rn				Rt						
S				VR								o3				opc															

Encoding for the RCWSSWP variant

Applies when (A == 0 && R == 0)

RCWSSWP <Xs>, <Xt>, [<Xn|SP>]

Encoding for the RCWSSWPA variant

Applies when (A == 1 && R == 0)

RCWSSWPA <Xs>, <Xt>, [<Xn|SP>]

Encoding for the RCWSSWPAL variant

Applies when (A == 1 && R == 1)

RCWSSWPAL <Xs>, <Xt>, [<Xn|SP>]

Encoding for the RCWSSWPL variant

Applies when (A == 0 && R == 1)

RCWSSWPL <Xs>, <Xt>, [<Xn|SP>]

Decode for all variants of this encoding

```
if !IsFeatureImplemented(FEAT_THE) then EndOfDecode(Decode_UNDEF);
constant integer s = UInt(Rs);
constant integer t = UInt(Rt);
constant integer n = UInt(Rn);
constant boolean soft = TRUE;

constant boolean acquire = A == '1' && Rt != '11111';
constant boolean release = R == '1';
constant boolean tagchecked = n != 31;
```

Assembler Symbols

<Xs>	Is the 64-bit name of the general-purpose register to be stored, encoded in the "Rs" field.
<Xt>	Is the 64-bit name of the general-purpose register to be loaded, encoded in the "Rt" field.
<Xn SP>	Is the 64-bit name of the general-purpose base register or stack pointer, encoded in the "Rn" field.

Operation

```
if IsD128Enabled(PSTATE.EL) then UNDEFINED;
bits(64) address;
constant bits(64) newdata = X[s, 64];
bits(64) readdata;
bits(4) nzcvc;

constant AccessDescriptor accdesc = CreateAccDescRCW(MemAtomicOp\_SWP, soft, acquire, release,
                                                    tagchecked);

if n == 31 then
    CheckSPAlignment();
    address = SP[64];
else
    address = X[n, 64];

constant bits(64) compdata = bits(64) UNKNOWN;    // Irrelevant when not executing CAS
(nzcvc, readdata) = MemAtomicRCW(address, compdata, newdata, accdesc);

PSTATE.<N,Z,C,V> = nzcvc;
X[t, 64] = readdata;    // Return the old value when t!=31
```

Internal version only: aarchmrs v2025-03_rel, pseudocode v2025-03_rel ; Build timestamp: 2025-03-21T17:41

Copyright © 2010-2025 Arm Limited or its affiliates. All rights reserved. This document is Non-Confidential.

RCWSSWPP, RCWSSWPPA, RCWSSWPPAL, RCWSSWPPL

Read check write software swap quadword in memory

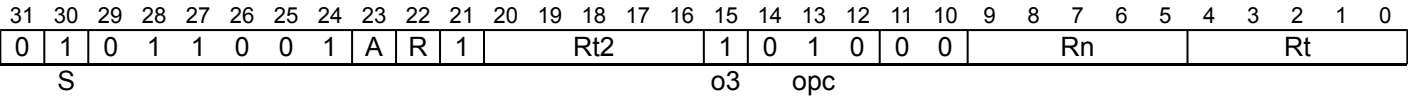
This instruction atomically loads a 128-bit quadword from a memory location, and conditionally stores the value held in a pair of registers back to the same memory location. Storing back to memory is conditional on RCW Checks and RCWS Checks. The value initially loaded from memory is returned in the same pair of registers. This instruction updates the condition flags based on the result of the update of memory.

- RCWSSWPPA and RCWSSWPPAL load from memory with acquire semantics.
- RCWSSWPPL and RCWSSWPPAL store to memory with release semantics.
- RCWSSWPP has neither acquire nor release semantics.

Note

This instruction is for performing atomic updates of translation table entries and not for general use.

Integer (FEAT_D128 && FEAT_THE)



Encoding for the RCWSSWPP variant

Applies when (A == 0 && R == 0)

```
RCWSSWPP <Xt1>, <Xt2>, [<Xn|SP>]
```

Encoding for the RCWSSWPPA variant

Applies when (A == 1 && R == 0)

```
RCWSSWPPA <Xt1>, <Xt2>, [<Xn|SP>]
```

Encoding for the RCWSSWPPAL variant

Applies when (A == 1 && R == 1)

```
RCWSSWPPAL <Xt1>, <Xt2>, [<Xn|SP>]
```

Encoding for the RCWSSWPPL variant

Applies when (A == 0 && R == 1)

```
RCWSSWPPL <Xt1>, <Xt2>, [<Xn|SP>]
```

Decode for all variants of this encoding

```
if !IsFeatureImplemented(FEAT_D128) || !IsFeatureImplemented(FEAT_THE) then
    EndOfDecode(Decode_UNDEF);
if Rt == '11111' then EndOfDecode(Decode_UNDEF);
if Rt2 == '11111' then EndOfDecode(Decode_UNDEF);
constant integer t = UInt(Rt);
constant integer t2 = UInt(Rt2);
constant integer n = UInt(Rn);
constant boolean soft = TRUE;

constant boolean acquire = A == '1';
constant boolean release = R == '1';
constant boolean tagchecked = n != 31;

boolean rt_unknown = FALSE;

if t == t2 then
    constant Constraint c = ConstrainUnpredictable(Unpredictable_LSE128OVERLAP);
    assert c IN {Constraint_UNKNOWN, Constraint_UNDEF, Constraint_NOP};
    case c of
        when Constraint_UNKNOWN    rt_unknown = TRUE;    // result is UNKNOWN
        when Constraint_UNDEF       EndOfDecode(Decode_UNDEF);
        when Constraint_NOP         EndOfDecode(Decode_NOP);
```

For information about the CONSTRAINED UNPREDICTABLE behavior of this instruction, see [Architectural Constraints on UNPREDICTABLE behaviors](#), and particularly [CONSTRAINED UNPREDICTABLE behavior for A64 instructions](#).

Assembler Symbols

<Xt1>	Is the 64-bit name of the first general-purpose register to be transferred, encoded in the "Rt" field.
<Xt2>	Is the 64-bit name of the second general-purpose register to be transferred, encoded in the "Rt2" field.
<Xn SP>	Is the 64-bit name of the general-purpose base register or stack pointer, encoded in the "Rn" field.

Operation

```
if !IsD128Enabled(PSTATE.EL) then UNDEFINED;
bits(64) address;
bits(64) value1;
bits(64) value2;
bits(128) newdata;
bits(128) readdata;
bits(4) nzcvc;

constant AccessDescriptor accdesc = CreateAccDescRCW(MemAtomicOp_SWP, soft, acquire, release,
tagchecked);

if n == 31 then
    CheckSPAlignment();
    address = SP[64];
else
    address = X[n, 64];

value1 = X[t, 64];
value2 = X[t2, 64];

newdata = if BigEndian(accdesc.acctype) then value1:value2 else value2:value1;

constant bits(128) compdata = bits(128) UNKNOWN; // Irrelevant when not executing CAS
(nzcvc, readdata) = MemAtomicRCW(address, compdata, newdata, accdesc);

PSTATE.<N,Z,C,V> = nzcvc;
if rt_unknown then
    readdata = bits(128) UNKNOWN;

if BigEndian(accdesc.acctype) then
    X[t, 64] = readdata<127:64>;
    X[t2, 64] = readdata<63:0>;
else
    X[t, 64] = readdata<63:0>;
    X[t2, 64] = readdata<127:64>;
```

Internal version only: aarchmrs v2025-03_rel, pseudocode v2025-03_rel ; Build timestamp: 2025-03-21T17:41

Copyright © 2010-2025 Arm Limited or its affiliates. All rights reserved. This document is Non-Confidential.

RCSWP, RCSWPA, RCSWPAL, RCWSWPL

Read check write swap doubleword in memory

This instruction atomically loads a 64-bit doubleword from a memory location, and conditionally stores the value held in a register back to the same memory location. Storing back to memory is conditional on RCW Checks. The value initially loaded from memory is returned in the destination register. This instruction updates the condition flags based on the result of the update of memory.

- RCSWPA and RCSWPAL load from memory with acquire semantics.
- RCWSWPL and RCSWPAL store to memory with release semantics.
- RCSWP has neither acquire nor release semantics.

Note

This instruction is for performing atomic updates of translation table entries and not for general use.

Integer (FEAT_THE)

31	30	29	28	27	26	25	24	23	22	21	20	19	18	17	16	15	14	13	12	11	10	9	8	7	6	5	4	3	2	1	0
0	0	1	1	1	0	0	0	A	R	1	Rs					1	0	1	0	0	0	Rn					Rt				
S				VR				o3								opc															

Encoding for the RCSWP variant

Applies when (A == 0 && R == 0)

RCSWP <Xs>, <Xt>, [<Xn|SP>]

Encoding for the RCSWPA variant

Applies when (A == 1 && R == 0)

RCSWPA <Xs>, <Xt>, [<Xn|SP>]

Encoding for the RCSWPAL variant

Applies when (A == 1 && R == 1)

RCSWPAL <Xs>, <Xt>, [<Xn|SP>]

Encoding for the RCWSWPL variant

Applies when (A == 0 && R == 1)

RCWSWPL <Xs>, <Xt>, [<Xn|SP>]

Decode for all variants of this encoding

```
if !IsFeatureImplemented(FEAT_THE) then EndOfDecode(Decode_UNDEF);
constant integer s = UInt(Rs);
constant integer t = UInt(Rt);
constant integer n = UInt(Rn);
constant boolean soft = FALSE;

constant boolean acquire = A == '1' && Rt != '11111';
constant boolean release = R == '1';
constant boolean tagchecked = n != 31;
```

Assembler Symbols

<Xs>	Is the 64-bit name of the general-purpose register to be stored, encoded in the "Rs" field.
<Xt>	Is the 64-bit name of the general-purpose register to be loaded, encoded in the "Rt" field.
<Xn SP>	Is the 64-bit name of the general-purpose base register or stack pointer, encoded in the "Rn" field.

Operation

```
if IsD128Enabled(PSTATE.EL) then UNDEFINED;
bits(64) address;
constant bits(64) newdata = X[s, 64];
bits(64) readdata;
bits(4) nzcvc;

constant AccessDescriptor accdesc = CreateAccDescRCW(MemAtomicOp\_SWP, soft, acquire, release,
                                                    tagchecked);

if n == 31 then
    CheckSPAlignment();
    address = SP[64];
else
    address = X[n, 64];

constant bits(64) compdata = bits(64) UNKNOWN;    // Irrelevant when not executing CAS
(nzcvc, readdata) = MemAtomicRCW(address, compdata, newdata, accdesc);

PSTATE.<N,Z,C,V> = nzcvc;
X[t, 64] = readdata;    // Return the old value when t!=31
```

Internal version only: aarchmrs v2025-03_rel, pseudocode v2025-03_rel ; Build timestamp: 2025-03-21T17:41

Copyright © 2010-2025 Arm Limited or its affiliates. All rights reserved. This document is Non-Confidential.

RCWSWPP, RCWSWPPA, RCWSWPPAL, RCWSWPPL

Read check write swap quadword in memory

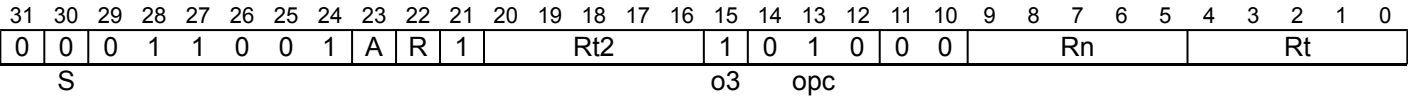
This instruction atomically loads a 128-bit quadword from a memory location, and conditionally stores the value held in a pair of registers back to the same memory location. Storing back to memory is conditional on RCW Checks. The value initially loaded from memory is returned in the same pair of registers. This instruction updates the condition flags based on the result of the update of memory.

- RCWSWPPA and RCWSWPPAL load from memory with acquire semantics.
- RCWSWPPL and RCWSWPPAL store to memory with release semantics.
- RCWSWPP has neither acquire nor release semantics.

Note

This instruction is for performing atomic updates of translation table entries and not for general use.

Integer
(FEAT_D128 && FEAT_THE)



Encoding for the RCWSWPP variant

Applies when (A == 0 && R == 0)

RCWSWPP <Xt1>, <Xt2>, [<Xn|SP>]

Encoding for the RCWSWPPA variant

Applies when (A == 1 && R == 0)

RCWSWPPA <Xt1>, <Xt2>, [<Xn|SP>]

Encoding for the RCWSWPPAL variant

Applies when (A == 1 && R == 1)

RCWSWPPAL <Xt1>, <Xt2>, [<Xn|SP>]

Encoding for the RCWSWPPL variant

Applies when (A == 0 && R == 1)

RCWSWPPL <Xt1>, <Xt2>, [<Xn|SP>]

Decode for all variants of this encoding

```
if !IsFeatureImplemented(FEAT_D128) || !IsFeatureImplemented(FEAT_THE) then
    EndOfDecode(Decode_UNDEF);
if Rt == '11111' then EndOfDecode(Decode_UNDEF);
if Rt2 == '11111' then EndOfDecode(Decode_UNDEF);
constant integer t = UInt(Rt);
constant integer t2 = UInt(Rt2);
constant integer n = UInt(Rn);
constant boolean soft = FALSE;

constant boolean acquire = A == '1';
constant boolean release = R == '1';
constant boolean tagchecked = n != 31;

boolean rt_unknown = FALSE;

if t == t2 then
    constant Constraint c = ConstrainUnpredictable(Unpredictable_LSE128OVERLAP);
    assert c IN {Constraint_UNKNOWN, Constraint_UNDEF, Constraint_NOP};
    case c of
        when Constraint_UNKNOWN    rt_unknown = TRUE;    // result is UNKNOWN
        when Constraint_UNDEF       EndOfDecode(Decode_UNDEF);
        when Constraint_NOP         EndOfDecode(Decode_NOP);
```

For information about the CONSTRAINED UNPREDICTABLE behavior of this instruction, see [Architectural Constraints on UNPREDICTABLE behaviors](#), and particularly [CONSTRAINED UNPREDICTABLE behavior for A64 instructions](#).

Assembler Symbols

<Xt1>	Is the 64-bit name of the first general-purpose register to be transferred, encoded in the "Rt" field.
<Xt2>	Is the 64-bit name of the second general-purpose register to be transferred, encoded in the "Rt2" field.
<Xn SP>	Is the 64-bit name of the general-purpose base register or stack pointer, encoded in the "Rn" field.

Operation

```
if !IsD128Enabled(PSTATE.EL) then UNDEFINED;
bits(64) address;
bits(64) value1;
bits(64) value2;
bits(128) newdata;
bits(128) readdata;
bits(4) nzcvc;

constant AccessDescriptor accdesc = CreateAccDescRCW(MemAtomicOp\_SWP, soft, acquire, release,
                                                    tagchecked);

if n == 31 then
    CheckSPAlignment();
    address = SP[64];
else
    address = X[n, 64];

value1 = X[t, 64];
value2 = X[t2, 64];

newdata = if BigEndian(accdesc.acctype) then value1:value2 else value2:value1;

constant bits(128) compdata = bits(128) UNKNOWN; // Irrelevant when not executing CAS
(nzcvc, readdata) = MemAtomicRCW(address, compdata, newdata, accdesc);

PSTATE.<N,Z,C,V> = nzcvc;
if rt_unknown then
    readdata = bits(128) UNKNOWN;

if BigEndian(accdesc.acctype) then
    X[t, 64] = readdata<127:64>;
    X[t2, 64] = readdata<63:0>;
else
    X[t, 64] = readdata<63:0>;
    X[t2, 64] = readdata<127:64>;
```

Internal version only: aarchmrs v2025-03_rel, pseudocode v2025-03_rel ; Build timestamp: 2025-03-21T17:41

Copyright © 2010-2025 Arm Limited or its affiliates. All rights reserved. This document is Non-Confidential.

RET

Return from subroutine

This instruction branches unconditionally to an address in a register, with a hint that this is a subroutine return.

31	30	29	28	27	26	25	24	23	22	21	20	19	18	17	16	15	14	13	12	11	10	9	8	7	6	5	4	3	2	1	0
1	1	0	1	0	1	1	0	0	1	0	1	1	1	1	1	0	0	0	0	0	0	Rn				0	0	0	0	0	
Z						op				op2				A				M				Rm									

Encoding

RET {<Xn>}

Decode for this encoding

```
constant integer n = UInt(Rn);
```

Assembler Symbols

<Xn> Is the 64-bit name of the general-purpose register holding the address to be branched to, encoded in the "Rn" field. Defaults to X30 if absent.

Operation

```
bits(64) target = X[n, 64];
if IsFeatureImplemented(FEAT_GCS) && GCSPCREnabled(PSTATE.EL) then
    target = LoadCheckGCSRecord(target, GCSInstType_PRET);
    SetCurrentGCSPointer(GetCurrentGCSPointer() + 8);

// Value in BTypeNext will be used to set PSTATE.BTYPE
BTypeNext = '00';

constant boolean branch_conditional = FALSE;
BranchTo(target, BranchType_RET, branch_conditional);
```

RETAA, RETAB

Return from subroutine, with pointer authentication

This instruction authenticates the address that is held in LR, using SP as the modifier and the specified key, and branches to the authenticated address, with a hint that this instruction is a subroutine return.

Key A is used for RETAA. Key B is used for RETAB.

If the authentication passes, the PE continues execution at the target of the branch. For information on behavior if the authentication fails, see *Faulting on pointer authentication*.

The authenticated address is not written back to LR.

If *FEAT_PAuth_LR* is implemented and PSTATE.PACM is 1, then RETAA and RETAB include a second modifier that is in X16.

Integer (FEAT_PAuth)

31	30	29	28	27	26	25	24	23	22	21	20	19	18	17	16	15	14	13	12	11	10	9	8	7	6	5	4	3	2	1	0
1	1	0	1	0	1	1	0	0	1	0	1	1	1	1	1	0	0	0	0	1	M	1	1	1	1	1	1	1	1	1	1
Z							op				op2				A		Rn					Rm									

Encoding for the RETAA variant

Applies when (M == 0)

RETAA

Encoding for the RETAB variant

Applies when (M == 1)

RETAB

Decode for all variants of this encoding

```
if !IsFeatureImplemented(FEAT_PAuth) then EndOfDecode(Decode_UNDEF);

constant boolean use_key_a = (M == '0');
constant boolean auth_then_branch = TRUE;
```

Operation

```
GCSInstruction inst_type;
bits(64) target = X[30, 64];

constant bits(64) modifier = SP[64];
bits(64) modifier2;
boolean use_modifier2 = FALSE;
if IsFeatureImplemented(FEAT_PAuth_LR) && PSTATE.PACM == '1' then
    modifier2 = X[16, 64];
    use_modifier2 = TRUE;

if use_key_a then
    if use_modifier2 && IsFeatureImplemented(FEAT_PAuth_LR) then
        target = AuthIA2(target, modifier, modifier2, auth_then_branch);
    else
        target = AuthIA(target, modifier, auth_then_branch);
else
    if use_modifier2 && IsFeatureImplemented(FEAT_PAuth_LR) then
        target = AuthIB2(target, modifier, modifier2, auth_then_branch);
    else
        target = AuthIB(target, modifier, auth_then_branch);

if IsFeatureImplemented(FEAT_GCS) && GCSPCREnabled(PSTATE.EL) then
    inst_type = if use_key_a then GCSInstType_PRETAA else GCSInstType_PRETAB;
    target = LoadCheckGCSRecord(target, inst_type);
    SetCurrentGCSPointer(GetCurrentGCSPointer() + 8);

// Value in BTypeNext will be used to set PSTATE.BTYPE
BTypeNext = '00';

constant boolean branch_conditional = FALSE;
BranchTo(target, BranchType_RET, branch_conditional);
```

Internal version only: aarchmrs v2025-03_rel, pseudocode v2025-03_rel ; Build timestamp: 2025-03-21T17:41

Copyright © 2010-2025 Arm Limited or its affiliates. All rights reserved. This document is Non-Confidential.

RETAASPPC, RETABSPPC

Return from subroutine, with enhanced pointer authentication using an immediate offset

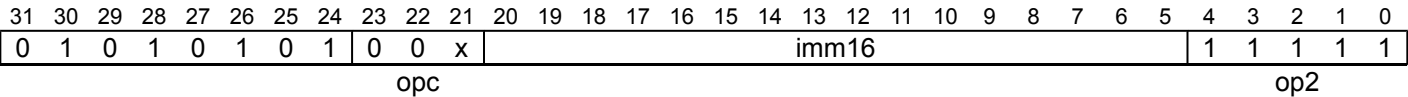
This instruction authenticates the address that is held in LR, using SP as the first modifier, the specified immediate subtracted from PC as the second modifier, and the specified key, and branches to the authenticated address, with a hint that this instruction is a subroutine return.

Key A is used for RETAASPPC. Key B is used for RETABSPPC.

If the authentication passes, the PE continues execution at the target of the branch. For information on behavior if the authentication fails, see *Faulting on pointer authentication*.

The authenticated address is not written back to LR.

Integer (FEAT_PAuth_LR)



Encoding for the RETAASPPC variant

Applies when (opc == 000)

```
RETAASPPC <label>
```

Encoding for the RETABSPPC variant

Applies when (opc == 001)

```
RETABSPPC <label>
```

Decode for all variants of this encoding

```
if !IsFeatureImplemented(FEAT_PAuth_LR) then EndOfDecode(Decode_UNDEF);

constant boolean use_key_a = opc<0> == '0';
constant bits(64) offset = ZeroExtend(imm16:'00', 64);
constant boolean auth_then_branch = TRUE;
```

Assembler Symbols

<label> Is the program label whose address is to be calculated. Its negative offset from the address of this instruction, a multiple of 4 in the range -262140 to 0, is encoded as an unsigned value in the "imm16" field as <label>/4.

Operation

```
GCSInstruction inst_type;
bits(64) target = X[30, 64];

constant bits(64) modifier = SP[64];
constant bits(64) modifier2 = PC64 - offset;

if use_key_a then
    target = AuthIA2(target, modifier, modifier2, auth_then_branch);
else
    target = AuthIB2(target, modifier, modifier2, auth_then_branch);

if IsFeatureImplemented(FEAT_GCS) && GCSPCREnabled(PSTATE.EL) then
    inst_type = if use_key_a then GCSInstType\_PRETAA else GCSInstType\_PRETAB;
    target = LoadCheckGCSRecord(target, inst_type);
    SetCurrentGCSPointer(GetCurrentGCSPointer() + 8);

// Value in BTypeNext will be used to set PSTATE.BTYPE
BTypeNext = '00';

constant boolean branch_conditional = FALSE;
BranchTo(target, BranchType\_RET, branch_conditional);
```

Internal version only: aarchmrs v2025-03_rel, pseudocode v2025-03_rel ; Build timestamp: 2025-03-21T17:41

Copyright © 2010-2025 Arm Limited or its affiliates. All rights reserved. This document is Non-Confidential.

RETAASPPCR, RETABSPPCR

Return from subroutine, with enhanced pointer authentication using a register

This instruction authenticates the address that is held in LR, using SP as the first modifier, the value in the specified register as the second modifier, and the specified key, and branches to the authenticated address, with a hint that this instruction is a subroutine return. Key A is used for RETAASPPCR. Key B is used for RETABSPPCR. If the authentication passes, the PE continues execution at the target of the branch. For information on behavior if the authentication fails, see *Faulting on pointer authentication*. The authenticated address is not written back to LR.

Integer (FEAT_PAuth_LR)

31	30	29	28	27	26	25	24	23	22	21	20	19	18	17	16	15	14	13	12	11	10	9	8	7	6	5	4	3	2	1	0
1	1	0	1	0	1	1	0	0	1	0	1	1	1	1	1	0	0	0	0	1	M	1	1	1	1	1	!= 1111				
							opc					op2										Rn					Rm				

Encoding for the RETAASPPCR variant

Applies when (M == 0)

RETAASPPCR <Xm>

Encoding for the RETABSPPCR variant

Applies when (M == 1)

RETABSPPCR <Xm>

Decode for all variants of this encoding

```
if !IsFeatureImplemented(FEAT_PAuth_LR) then EndOfDecode(Decode_UNDEF);
constant integer m = UInt(Rm);
constant boolean use_key_a = M == '0';
constant boolean auth_then_branch = TRUE;
```

Assembler Symbols

<Xm> Is the 64-bit name of the general-purpose source register, encoded in the "Rm" field.

Operation

```
GCSInstruction inst_type;
bits(64) target = X[30, 64];

constant bits(64) modifier = SP[64];
constant bits(64) modifier2 = X[m, 64];

if use_key_a then
    target = AuthIA2(target, modifier, modifier2, auth_then_branch);
else
    target = AuthIB2(target, modifier, modifier2, auth_then_branch);

if IsFeatureImplemented(FEAT_GCS) && GCSPCREnabled(PSTATE.EL) then
    inst_type = if use_key_a then GCSInstType\_PRETAA else GCSInstType\_PRETAB;
    target = LoadCheckGCSRecord(target, inst_type);
    SetCurrentGCSPointer(GetCurrentGCSPointer() + 8);

// Value in BTypeNext will be used to set PSTATE.BTYPE
BTypeNext = '00';

constant boolean branch_conditional = FALSE;
BranchTo(target, BranchType\_RET, branch_conditional);
```

Internal version only: aarchmrs v2025-03_rel, pseudocode v2025-03_rel ; Build timestamp: 2025-03-21T17:41

Copyright © 2010-2025 Arm Limited or its affiliates. All rights reserved. This document is Non-Confidential.

REV

Reverse bytes

This instruction reverses the byte order in a register.

This instruction is used by the pseudo-instruction [REV64](#).

31	30	29	28	27	26	25	24	23	22	21	20	19	18	17	16	15	14	13	12	11	10	9	8	7	6	5	4	3	2	1	0		
sf	1	0	1	1	0	1	0	1	1	0	0	0	0	0	0	0	0	0	0	1	x	Rn						Rd					
S											opcode2										opc												

Encoding for the 32-bit variant

Applies when (sf == 0 && opc == 10)

REV <Wd>, <Wn>

Encoding for the 64-bit variant

Applies when (sf == 1 && opc == 11)

REV <Xd>, <Xn>

Decode for all variants of this encoding

```
if opc == '11' && sf == '0' then EndOfDecode(Decode_UNDEF);

constant integer d = UInt(Rd);
constant integer n = UInt(Rn);
constant integer datasize = 32 << UInt(sf);
constant integer container_size = 8 << UInt(opc);
```

Assembler Symbols

- <Wd> Is the 32-bit name of the general-purpose destination register, encoded in the "Rd" field.
- <Wn> Is the 32-bit name of the general-purpose source register, encoded in the "Rn" field.
- <Xd> Is the 64-bit name of the general-purpose destination register, encoded in the "Rd" field.
- <Xn> Is the 64-bit name of the general-purpose source register, encoded in the "Rn" field.

Operation

```
constant bits(datasize) operand = X[n, datasize];
bits(datasize) result;

constant integer containers = datasize DIV container_size;
for c = 0 to containers-1
    constant bits(container_size) container = Elem[operand, c, container_size];
    Elem[result, c, container_size] = Reverse(container, 8);

X[d, datasize] = result;
```

Operational information

If PSTATE.DIT is 1:

- The execution time of this instruction is independent of:
 - The values of the data supplied in any of its registers.
 - The values of the NZCV flags.
- The response of this instruction to asynchronous exceptions does not vary based on:
 - The values of the data supplied in any of its registers.
 - The values of the NZCV flags.

REV16

Reverse bytes in 16-bit halfwords

This instruction reverses the byte order in each 16-bit halfword of a register.

31	30	29	28	27	26	25	24	23	22	21	20	19	18	17	16	15	14	13	12	11	10	9	8	7	6	5	4	3	2	1	0		
sf	1	0	1	1	0	1	0	1	1	0	0	0	0	0	0	0	0	0	0	0	1	Rn						Rd					
S											opcode2											opc											

Encoding for the 32-bit variant

Applies when (sf == 0)

REV16 <Wd>, <Wn>

Encoding for the 64-bit variant

Applies when (sf == 1)

REV16 <Xd>, <Xn>

Decode for all variants of this encoding

```
if opc == '11' && sf == '0' then EndOfDecode(Decode_UNDEF);

constant integer d = UInt(Rd);
constant integer n = UInt(Rn);
constant integer datasize = 32 << UInt(sf);
constant integer container_size = 8 << UInt(opc);
```

Assembler Symbols

- <Wd> Is the 32-bit name of the general-purpose destination register, encoded in the "Rd" field.
- <Wn> Is the 32-bit name of the general-purpose source register, encoded in the "Rn" field.
- <Xd> Is the 64-bit name of the general-purpose destination register, encoded in the "Rd" field.
- <Xn> Is the 64-bit name of the general-purpose source register, encoded in the "Rn" field.

Operation

```
constant bits(datasize) operand = X[n, datasize];
bits(datasize) result;

constant integer containers = datasize DIV container_size;
for c = 0 to containers-1
    constant bits(container_size) container = Elem[operand, c, container_size];
    Elem[result, c, container_size] = Reverse(container, 8);

X[d, datasize] = result;
```

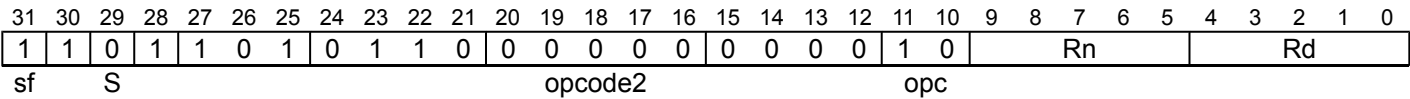
Operational information

- If PSTATE.DIT is 1:
- The execution time of this instruction is independent of:
 - The values of the data supplied in any of its registers.
 - The values of the NZCV flags.
 - The response of this instruction to asynchronous exceptions does not vary based on:
 - The values of the data supplied in any of its registers.
 - The values of the NZCV flags.

REV32

Reverse bytes in 32-bit words

This instruction reverses the byte order in each 32-bit word of a register.



Encoding

REV32 <Xd>, <Xn>

Decode for this encoding

```
if opc == '11' && sf == '0' then EndOfDecode(Decode_UNDEF);

constant integer d = UInt(Rd);
constant integer n = UInt(Rn);
constant integer datasize = 32 << UInt(sf);
constant integer container_size = 8 << UInt(opc);
```

Assembler Symbols

- <Xd> Is the 64-bit name of the general-purpose destination register, encoded in the "Rd" field.
- <Xn> Is the 64-bit name of the general-purpose source register, encoded in the "Rn" field.

Operation

```
constant bits(datasize) operand = X[n, datasize];
bits(datasize) result;

constant integer containers = datasize DIV container_size;
for c = 0 to containers-1
    constant bits(container_size) container = Elem[operand, c, container_size];
    Elem[result, c, container_size] = Reverse(container, 8);

X[d, datasize] = result;
```

Operational information

If PSTATE.DIT is 1:

- The execution time of this instruction is independent of:
 - The values of the data supplied in any of its registers.
 - The values of the NZCV flags.
- The response of this instruction to asynchronous exceptions does not vary based on:
 - The values of the data supplied in any of its registers.
 - The values of the NZCV flags.

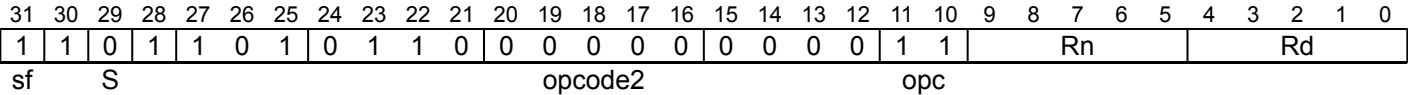
REV64

Reverse bytes

This instruction reverses the byte order in a 64-bit general-purpose register.
When assembling for Armv8.2, an assembler must support this pseudo-instruction. It is OPTIONAL whether an assembler supports this pseudo-instruction when assembling for an architecture earlier than Armv8.2.

This is a pseudo-instruction of [REV](#). This means:

- The encodings in this description are named to match the encodings of [REV](#).
- The assembler syntax is used only for assembly, and is not used on disassembly.
- The description of [REV](#) gives the operational pseudocode, any CONSTRAINED UNPREDICTABLE behavior, and any operational information for this instruction.



Encoding for the 64-bit variant

REV64 <Xd>, <Xn>

is equivalent to

REV <Xd>, <Xn>

Assembler Symbols

- <Xd> Is the 64-bit name of the general-purpose destination register, encoded in the "Rd" field.
- <Xn> Is the 64-bit name of the general-purpose source register, encoded in the "Rn" field.

Operation

The description of [REV](#) gives the operational pseudocode for this instruction.

Operational information

If PSTATE.DIT is 1:

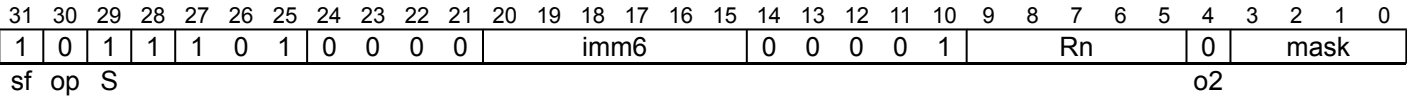
- The execution time of this instruction is independent of:
 - The values of the data supplied in any of its registers.
 - The values of the NZCV flags.
- The response of this instruction to asynchronous exceptions does not vary based on:
 - The values of the data supplied in any of its registers.
 - The values of the NZCV flags.

RMIF

Rotate, mask insert flags

This instruction performs a rotation right of a value held in a general-purpose register by an immediate value, and then inserts a selection of the bottom four bits of the result of the rotation into the PSTATE flags, under the control of a second immediate mask.

Integer (FEAT_FlagM)



Encoding

RMIF <Xn>, #<shift>, #<mask>

Decode for this encoding

```
if !IsFeatureImplemented(FEAT_FlagM) then EndOfDecode(Decode_UNDEF);
constant integer imm = UInt(imm6);
constant bits(4) flagmask = mask;
constant integer n = UInt(Rn);
```

Assembler Symbols

- <Xn> Is the 64-bit name of the general-purpose source register, encoded in the "Rn" field.
- <shift> Is the shift amount, in the range 0 to 63, defaulting to 0 and encoded in the "imm6" field.
- <mask> Is the flag bit mask, an immediate in the range 0 to 15, which selects the bits that are inserted into the NZCV condition flags, encoded in the "mask" field.

Operation

```
constant bits(64) reg = X[n, 64];
constant bits(4) flags = (reg:reg)<imm+3:imm>;
if flagmask<3> == '1' then PSTATE.N = flags<3>;
if flagmask<2> == '1' then PSTATE.Z = flags<2>;
if flagmask<1> == '1' then PSTATE.C = flags<1>;
if flagmask<0> == '1' then PSTATE.V = flags<0>;
```

Operational information

- If PSTATE.DIT is 1:
- The execution time of this instruction is independent of:
 - The values of the data supplied in any of its registers.
 - The values of the NZCV flags.
 - The response of this instruction to asynchronous exceptions does not vary based on:
 - The values of the data supplied in any of its registers.
 - The values of the NZCV flags.

ROR (immediate)

Rotate right (immediate)

This instruction provides the value of the contents of a register rotated by a variable number of bits. The bits that are rotated off the right end are inserted into the vacated bit positions on the left.

This is an alias of [EXTR](#). This means:

- The encodings in this description are named to match the encodings of [EXTR](#).
- The description of [EXTR](#) gives the operational pseudocode, any CONSTRAINED UNPREDICTABLE behavior, and any operational information for this instruction.

31	30	29	28	27	26	25	24	23	22	21	20	19	18	17	16	15	14	13	12	11	10	9	8	7	6	5	4	3	2	1	0
sf	0	0	1	0	0	1	1	1	N	0	Rm				imms				Rn				Rd								
op21										o0																					

Encoding for the 32-bit variant

Applies when (sf == 0 && N == 0 && imms == 0xxxxx)

ROR <Wd>, <Ws>, #<shift>

is equivalent to

[EXTR](#) <Wd>, <Ws>, <Ws>, #<shift>

and is the preferred disassembly when Rn == Rm.

Encoding for the 64-bit variant

Applies when (sf == 1 && N == 1)

ROR <Xd>, <Xs>, #<shift>

is equivalent to

[EXTR](#) <Xd>, <Xs>, <Xs>, #<shift>

and is the preferred disassembly when Rn == Rm.

Assembler Symbols

<Wd>	Is the 32-bit name of the general-purpose destination register, encoded in the "Rd" field.
<Ws>	Is the 32-bit name of the general-purpose source register, encoded in the "Rn" and "Rm" fields.
<shift>	For the "32-bit" variant: is the amount by which to rotate, in the range 0 to 31, encoded in the "imms" field. For the "64-bit" variant: is the amount by which to rotate, in the range 0 to 63, encoded in the "imms" field.
<Xd>	Is the 64-bit name of the general-purpose destination register, encoded in the "Rd" field.
<Xs>	Is the 64-bit name of the general-purpose source register, encoded in the "Rn" and "Rm" fields.

Operation

The description of [EXTR](#) gives the operational pseudocode for this instruction.

Operational information

If PSTATE.DIT is 1:

- The execution time of this instruction is independent of:
 - The values of the data supplied in any of its registers.
 - The values of the NZCV flags.
- The response of this instruction to asynchronous exceptions does not vary based on:

- The values of the data supplied in any of its registers.
- The values of the NZCV flags.

Internal version only: aarchmrs v2025-03_rel, pseudocode v2025-03_rel ; Build timestamp: 2025-03-21T17:41

Copyright © 2010-2025 Arm Limited or its affiliates. All rights reserved. This document is Non-Confidential.

ROR (register)

Rotate right (register)

This instruction provides the value of the contents of a register rotated by a variable number of bits. The bits that are rotated off the right end are inserted into the vacated bit positions on the left. The value of the second source register modulo the register size in bits gives the number of bits by which the first source register is right-shifted.

This is an alias of [RORV](#). This means:

- The encodings in this description are named to match the encodings of [RORV](#).
- The description of [RORV](#) gives the operational pseudocode, any CONSTRAINED UNPREDICTABLE behavior, and any operational information for this instruction.

31	30	29	28	27	26	25	24	23	22	21	20	19	18	17	16	15	14	13	12	11	10	9	8	7	6	5	4	3	2	1	0
sf	0	0	1	1	0	1	0	1	1	0	Rm					0	0	1	0	1	1	Rn					Rd				
S											op2																				

Encoding for the 32-bit variant

Applies when (sf == 0)

ROR <Wd>, <Wn>, <Wm>

is equivalent to

[RORV](#) <Wd>, <Wn>, <Wm>

and is always the preferred disassembly.

Encoding for the 64-bit variant

Applies when (sf == 1)

ROR <Xd>, <Xn>, <Xm>

is equivalent to

[RORV](#) <Xd>, <Xn>, <Xm>

and is always the preferred disassembly.

Assembler Symbols

<Wd>	Is the 32-bit name of the general-purpose destination register, encoded in the "Rd" field.
<Wn>	Is the 32-bit name of the first general-purpose source register, encoded in the "Rn" field.
<Wm>	Is the 32-bit name of the second general-purpose source register holding a shift amount from 0 to 31 in its bottom 5 bits, encoded in the "Rm" field.
<Xd>	Is the 64-bit name of the general-purpose destination register, encoded in the "Rd" field.
<Xn>	Is the 64-bit name of the first general-purpose source register, encoded in the "Rn" field.
<Xm>	Is the 64-bit name of the second general-purpose source register holding a shift amount from 0 to 63 in its bottom 6 bits, encoded in the "Rm" field.

Operation

The description of [RORV](#) gives the operational pseudocode for this instruction.

Operational information

If PSTATE.DIT is 1:

- The execution time of this instruction is independent of:

- The values of the data supplied in any of its registers.
 - The values of the NZCV flags.
- The response of this instruction to asynchronous exceptions does not vary based on:
 - The values of the data supplied in any of its registers.
 - The values of the NZCV flags.

Internal version only: aarchmrs v2025-03_rel, pseudocode v2025-03_rel ; Build timestamp: 2025-03-21T17:41

Copyright © 2010-2025 Arm Limited or its affiliates. All rights reserved. This document is Non-Confidential.

RORV

Rotate right variable

This instruction provides the value of the contents of a register rotated by a variable number of bits. The bits that are rotated off the right end are inserted into the vacated bit positions on the left. The value of the second source register modulo the register size in bits gives the number of bits by which the first source register is right-shifted.

This instruction is used by the alias [ROR \(register\)](#).

31	30	29	28	27	26	25	24	23	22	21	20	19	18	17	16	15	14	13	12	11	10	9	8	7	6	5	4	3	2	1	0
sf	0	0	1	1	0	1	0	1	1	0	Rm					0	0	1	0	1	1	Rn					Rd				
S											op2																				

Encoding for the 32-bit variant

Applies when (sf == 0)

RORV <Wd>, <Wn>, <Wm>

Encoding for the 64-bit variant

Applies when (sf == 1)

RORV <Xd>, <Xn>, <Xm>

Decode for all variants of this encoding

```
constant integer d = UInt(Rd);
constant integer n = UInt(Rn);
constant integer m = UInt(Rm);
constant integer datasize = 32 << UInt(sf);
constant ShiftType shift_type = DecodeShift(op2);
```

Assembler Symbols

- <Wd> Is the 32-bit name of the general-purpose destination register, encoded in the "Rd" field.
- <Wn> Is the 32-bit name of the first general-purpose source register, encoded in the "Rn" field.
- <Wm> Is the 32-bit name of the second general-purpose source register holding a shift amount from 0 to 31 in its bottom 5 bits, encoded in the "Rm" field.
- <Xd> Is the 64-bit name of the general-purpose destination register, encoded in the "Rd" field.
- <Xn> Is the 64-bit name of the first general-purpose source register, encoded in the "Rn" field.
- <Xm> Is the 64-bit name of the second general-purpose source register holding a shift amount from 0 to 63 in its bottom 6 bits, encoded in the "Rm" field.

Operation

```
constant bits(datasize) operand2 = X[m, datasize];
X[d, datasize] = ShiftReg(n, shift_type, UInt(operand2) MOD datasize, datasize);
```

Operational information

- If PSTATE.DIT is 1:
- The execution time of this instruction is independent of:
 - The values of the data supplied in any of its registers.
 - The values of the NZCV flags.
 - The response of this instruction to asynchronous exceptions does not vary based on:
 - The values of the data supplied in any of its registers.
 - The values of the NZCV flags.

RPRFM

Range prefetch memory

This instruction signals the memory system that data memory accesses from a specified range of addresses are likely to occur in the near future. The instruction may also signal the memory system about the likelihood of data reuse of the specified range of addresses. The memory system can respond by taking actions that are expected to speed up the memory accesses when they do occur, such as prefetching locations within the specified address ranges into one or more caches. The memory system may also exploit the data reuse hints to decide whether to retain the data in other caches upon eviction from the innermost caches or to discard it.

The effect of an RPRFM instruction is IMPLEMENTATION DEFINED. For more information, see [Prefetch memory](#).

An RPRFM instruction specifies the type of accesses and range of addresses using the following parameters:

- 'Type', in the <rprfop> operand opcode bits, specifies whether the prefetched data will be accessed by load or store instructions.
- 'Policy', in the <rprfop> operand opcode bits, specifies whether the data is likely to be reused or if it is a streaming, non-temporal prefetch. If a streaming prefetch is specified, then the 'ReuseDistance' parameter is ignored.
- 'BaseAddress', in the 64-bit base register, holds the initial block address for the accesses.
- 'ReuseDistance', in the metadata register bits[63:60], indicates the maximum number of bytes to be accessed by this PE before executing the next RPRFM instruction that specifies the same range. This includes the total number of bytes inside and outside of the range that will be accessed by the same PE. This parameter can be used to influence cache eviction and replacement policies, in order to retain the data in the most optimal levels of the memory hierarchy after each access. If software cannot easily determine the amount of other memory that will be accessed, these bits can be set to zero to indicate that 'ReuseDistance' is not known. Otherwise, these four bits encode decreasing powers of two in the range 512MiB (0b0001) to 32KiB (0b1111).
- 'Stride', in the metadata register bits[59:38], is a signed, two's complement integer encoding of the number of bytes to advance the block address after 'Length' bytes have been accessed, in the range -2MiB to +2MiB-1B. A negative value indicates that the block address is advanced in a descending direction.
- 'Count', in the metadata register bits[37:22], is an unsigned integer encoding of the number of blocks of data to be accessed minus 1, representing the range 1 to 65536 blocks. If 'Count' is 0, then the 'Stride' parameter is ignored and only a single block of contiguous bytes from 'BaseAddress' to ('BaseAddress' + 'Length' - 1) is described.
- 'Length', in the metadata register bits[21:0], is a signed, two's complement integer encoding of the number of contiguous bytes to be accessed starting from the current block address, without changing the block address, in the range -2MiB to +2MiB-1B. A negative value indicates that the bytes are accessed in a descending direction.

Note

Software is expected to honor the parameters it provides to the RPRFM instruction, and the same PE should access all locations in the range, in the direction specified by the sign of the 'Length' and 'Stride' parameters. A range prefetch is considered active on a PE until all locations in the range have been accessed by the PE. A range prefetch might also be inactivated by the PE prior to completion, for example due to a software context switch or lack of hardware resources.

Software should not specify overlapping addresses in multiple active ranges. If a range is expected to be accessed by both load and store instructions (read-modify-write), then a single range with a 'Type' parameter of PST (prefetch for store) should be specified.

Integer (FEAT_RPRFM)

31	30	29	28	27	26	25	24	23	22	21	20	19	18	17	16	15	14	13	12	11	10	9	8	7	6	5	4	3	2	1	0
1	1	1	1	1	0	0	0	1	0	1	Rm					x	1	x	S	1	0	Rn					1	1	x	x	x
size				VR				opc				option												Rt							

Encoding

RPRFM (<rprfop>|<imm6>), <Xm>, [<Xn|SP>]

Decode for this encoding

```
if !IsFeatureImplemented(FEAT_RPRFM) then EndOfDecode(Decode_NOP);
constant bits(6) operation = option<2>:option<0>:S:Rt<2:0>;
constant integer n = UInt(Rn);
constant integer m = UInt(Rm);
```

Assembler Symbols

<rprfop> Is the range prefetch operation, defined as <type><policy>.

<type> is one of:

PLD

Prefetch for load, encoded in the "Rt<0>" field as 0.

PST

Prefetch for store, encoded in the "Rt<0>" field as 1.

<policy> is one of:

KEEP

Retained or temporal prefetch, for data that is expected to be kept in caches to be accessed more than once, encoded in the "option<2>:option<0>:S:Rt<2:1>" fields as 0b00000.

STRM

Streaming or non-temporal prefetch, for data that is expected to be accessed once and not reused, encoded in the "option<2>:option<0>:S:Rt<2:1>" fields as 0b00010.

For other encodings of the "option<2>:option<0>:S:Rt<2:0>" fields, use <imm6>.

option	S	Rt	<rprfop>
010	0	11000	PLDKEEP
010	0	11001	PSTKEEP
010	0	11100	PLDSTRM
010	0	11101	PSTSTRM

<imm6> Is the range prefetch operation encoding as an immediate, in the range 0 to 63, encoded in "option<2>:option<0>:S:Rt<2:0>". This syntax is only for encodings that are not representable using <rprfop>.

<Xm> Is the 64-bit name of the general-purpose register that holds an encoding of the metadata, encoded in the "Rm" field.

<Xn|SP> Is the 64-bit name of the general-purpose base register or stack pointer, encoded in the "Rn" field.

Operation

```
constant bits(64) address = if n == 31 then SP[64] else X[n, 64];
constant bits(64) metadata = X[m, 64];
constant integer stride = SInt(metadata<59:38>);
constant integer count = UInt(metadata<37:22>) + 1;
constant integer length = SInt(metadata<21:0>);
integer reuse;

if metadata<63:60> == '0000' then
    reuse = -1; // Not known
else
    reuse = 32768 << (15 - UInt(metadata<63:60>));

Hint_RangePrefetch(address, length, stride, count, reuse, operation);
```

Internal version only: aarchmrs v2025-03_rel, pseudocode v2025-03_rel ; Build timestamp: 2025-03-21T17:41

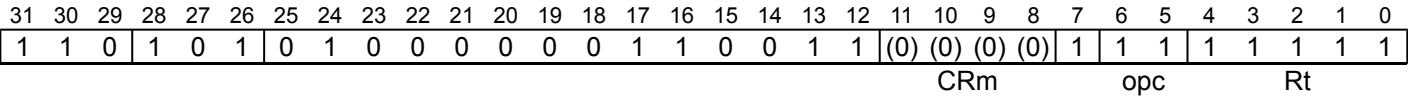
Copyright © 2010-2025 Arm Limited or its affiliates. All rights reserved. This document is Non-Confidential.

SB

Speculation barrier

This instruction is a barrier that controls speculation. For more information and details of the semantics, see *Speculation Barrier (SB)*.

System
(FEAT_SB)



Encoding

SB

Decode for this encoding

```
if !IsFeatureImplemented(FEAT_SB) then EndOfDecode(Decode_UNDEF);
```

Operation

```
SpeculationBarrier();
```

Internal version only: aarchmrs v2025-03_rel, pseudocode v2025-03_rel ; Build timestamp: 2025-03-21T17:41
Copyright © 2010-2025 Arm Limited or its affiliates. All rights reserved. This document is Non-Confidential.

SBC

Subtract with carry

This instruction subtracts a register value and the value of NOT (Carry flag) from a register value, and writes the result to the destination register.
This instruction is used by the alias [NGC](#).

31	30	29	28	27	26	25	24	23	22	21	20	19	18	17	16	15	14	13	12	11	10	9	8	7	6	5	4	3	2	1	0
sf	1	0	1	1	0	1	0	0	0	0	Rm					0	0	0	0	0	0	Rn					Rd				
op S																															

Encoding for the 32-bit variant

Applies when (sf == 0)

SBC <Wd>, <Wn>, <Wm>

Encoding for the 64-bit variant

Applies when (sf == 1)

SBC <Xd>, <Xn>, <Xm>

Decode for all variants of this encoding

```
constant integer d = UInt(Rd);
constant integer n = UInt(Rn);
constant integer m = UInt(Rm);
constant integer datasize = 32 << UInt(sf);
```

Assembler Symbols

<Wd>	Is the 32-bit name of the general-purpose destination register, encoded in the "Rd" field.
<Wn>	Is the 32-bit name of the first general-purpose source register, encoded in the "Rn" field.
<Wm>	Is the 32-bit name of the second general-purpose source register, encoded in the "Rm" field.
<Xd>	Is the 64-bit name of the general-purpose destination register, encoded in the "Rd" field.
<Xn>	Is the 64-bit name of the first general-purpose source register, encoded in the "Rn" field.
<Xm>	Is the 64-bit name of the second general-purpose source register, encoded in the "Rm" field.

Alias Conditions

Alias	Is preferred when
NGC	Rn == '11111'

Operation

```
constant bits(datasize) operand1 = X[n, datasize];
constant bits(datasize) operand2 = NOT(X[m, datasize]);
bits(datasize) result;

(result, -) = AddWithCarry(operand1, operand2, PSTATE.C);
X[d, datasize] = result;
```

Operational information

- If PSTATE.DIT is 1:
- The execution time of this instruction is independent of:

- The values of the data supplied in any of its registers.
 - The values of the NZCV flags.
- The response of this instruction to asynchronous exceptions does not vary based on:
 - The values of the data supplied in any of its registers.
 - The values of the NZCV flags.

Internal version only: aarchmrs v2025-03_rel, pseudocode v2025-03_rel ; Build timestamp: 2025-03-21T17:41

Copyright © 2010-2025 Arm Limited or its affiliates. All rights reserved. This document is Non-Confidential.

SBCS

Subtract with carry, setting flags

This instruction subtracts a register value and the value of NOT (Carry flag) from a register value, and writes the result to the destination register. It updates the condition flags based on the result.

This instruction is used by the alias [NGCS](#).

31	30	29	28	27	26	25	24	23	22	21	20	19	18	17	16	15	14	13	12	11	10	9	8	7	6	5	4	3	2	1	0
sf	1	1	1	1	0	1	0	0	0	0	Rm					0	0	0	0	0	0	Rn					Rd				
op S																															

Encoding for the 32-bit variant

Applies when (sf == 0)

SBCS <Wd>, <Wn>, <Wm>

Encoding for the 64-bit variant

Applies when (sf == 1)

SBCS <Xd>, <Xn>, <Xm>

Decode for all variants of this encoding

```
constant integer d = UInt(Rd);
constant integer n = UInt(Rn);
constant integer m = UInt(Rm);
constant integer datasize = 32 << UInt(sf);
```

Assembler Symbols

<Wd>	Is the 32-bit name of the general-purpose destination register, encoded in the "Rd" field.
<Wn>	Is the 32-bit name of the first general-purpose source register, encoded in the "Rn" field.
<Wm>	Is the 32-bit name of the second general-purpose source register, encoded in the "Rm" field.
<Xd>	Is the 64-bit name of the general-purpose destination register, encoded in the "Rd" field.
<Xn>	Is the 64-bit name of the first general-purpose source register, encoded in the "Rn" field.
<Xm>	Is the 64-bit name of the second general-purpose source register, encoded in the "Rm" field.

Alias Conditions

Alias	Is preferred when
NGCS	Rn == '11111'

Operation

```
constant bits(datasize) operand1 = X[n, datasize];
constant bits(datasize) operand2 = NOT(X[m, datasize]);
bits(datasize) result;
bits(4) nzcvc;

(result, nzcvc) = AddWithCarry(operand1, operand2, PSTATE.C);

X[d, datasize] = result;
PSTATE.<N,Z,C,V> = nzcvc;
```

Operational information

If PSTATE.DIT is 1:

- The execution time of this instruction is independent of:
 - The values of the data supplied in any of its registers.
 - The values of the NZCV flags.
- The response of this instruction to asynchronous exceptions does not vary based on:
 - The values of the data supplied in any of its registers.
 - The values of the NZCV flags.

Internal version only: aarchmrs v2025-03_rel, pseudocode v2025-03_rel ; Build timestamp: 2025-03-21T17:41

Copyright © 2010-2025 Arm Limited or its affiliates. All rights reserved. This document is Non-Confidential.

SBFIZ

Signed bitfield insert in zeros

This instruction copies a bitfield of <width> bits from the least significant bits of the source register to bit position <lsb> of the destination register, setting the destination bits below the bitfield to zero, and the bits above the bitfield to a copy of the most significant bit of the bitfield.

This is an alias of [SBFM](#). This means:

- The encodings in this description are named to match the encodings of [SBFM](#).
- The description of [SBFM](#) gives the operational pseudocode, any CONSTRAINED UNPREDICTABLE behavior, and any operational information for this instruction.

31	30	29	28	27	26	25	24	23	22	21	20	19	18	17	16	15	14	13	12	11	10	9	8	7	6	5	4	3	2	1	0
sf	0	0	1	0	0	1	1	0	N	immr						imms						Rn						Rd			
opc																															

Encoding for the 32-bit variant

Applies when (sf == 0 && N == 0)

SBFIZ <Wd>, <Wn>, #<lsb>, #<width>

is equivalent to

[SBFM](#) <Wd>, <Wn>, #(-<lsb> MOD 32), #(<width>-1)

and is the preferred disassembly when `UInt(imms) < UInt(immr)`.

Encoding for the 64-bit variant

Applies when (sf == 1 && N == 1)

SBFIZ <Xd>, <Xn>, #<lsb>, #<width>

is equivalent to

[SBFM](#) <Xd>, <Xn>, #(-<lsb> MOD 64), #(<width>-1)

and is the preferred disassembly when `UInt(imms) < UInt(immr)`.

Assembler Symbols

<Wd>	Is the 32-bit name of the general-purpose destination register, encoded in the "Rd" field.
<Wn>	Is the 32-bit name of the general-purpose source register, encoded in the "Rn" field.
<lsb>	For the "32-bit" variant: is the bit number of the lsb of the destination bitfield, in the range 0 to 31. For the "64-bit" variant: is the bit number of the lsb of the destination bitfield, in the range 0 to 63.
<width>	For the "32-bit" variant: is the width of the bitfield, in the range 1 to 32-<lsb>. For the "64-bit" variant: is the width of the bitfield, in the range 1 to 64-<lsb>.
<Xd>	Is the 64-bit name of the general-purpose destination register, encoded in the "Rd" field.
<Xn>	Is the 64-bit name of the general-purpose source register, encoded in the "Rn" field.

Operation

The description of [SBFM](#) gives the operational pseudocode for this instruction.

Operational information

If PSTATE.DIT is 1:

- The execution time of this instruction is independent of:

- The values of the data supplied in any of its registers.
 - The values of the NZCV flags.
- The response of this instruction to asynchronous exceptions does not vary based on:
 - The values of the data supplied in any of its registers.
 - The values of the NZCV flags.

Internal version only: aarchmrs v2025-03_rel, pseudocode v2025-03_rel ; Build timestamp: 2025-03-21T17:41

Copyright © 2010-2025 Arm Limited or its affiliates. All rights reserved. This document is Non-Confidential.

SBFM

Signed bitfield move

This instruction is usually accessed via one of its aliases, which are always preferred for disassembly.

If <imms> is greater than or equal to <immr>, this copies a bitfield of (<imms>-<immr>+1) bits starting from bit position <immr> in the source register to the least significant bits of the destination register.

If <imms> is less than <immr>, this copies a bitfield of (<imms>+1) bits from the least significant bits of the source register to bit position (regsize-<immr>) of the destination register, where regsize is the destination register size of 32 or 64 bits.

In both cases, the destination bits below the bitfield are set to zero, and the bits above the bitfield are set to a copy of the most significant bit of the bitfield.

This instruction is used by the aliases [ASR \(immediate\)](#), [SBFIZ](#), [SBFX](#), [SXTB](#), [SXTH](#), and [SXTW](#).

31	30	29	28	27	26	25	24	23	22	21	20	19	18	17	16	15	14	13	12	11	10	9	8	7	6	5	4	3	2	1	0
sf	0	0	1	0	0	1	1	0	N	immr						imms						Rn				Rd					
opc																															

Encoding for the 32-bit variant

Applies when (sf == 0 && N == 0)

SBFM <Wd>, <Wn>, #<immr>, #<imms>

Encoding for the 64-bit variant

Applies when (sf == 1 && N == 1)

SBFM <Xd>, <Xn>, #<immr>, #<imms>

Decode for all variants of this encoding

```
if sf == '1' && N != '1' then EndOfDecode(Decode_UNDEF);
if sf == '0' && (N != '0' || immr<5> != '0' || imms<5> != '0') then EndOfDecode(Decode_UNDEF);

constant integer d = UInt(Rd);
constant integer n = UInt(Rn);
constant integer datasize = 32 << UInt(sf);
constant integer s = UInt(imms);
constant integer r = UInt(immr);

bits(datasize) wmask;
bits(datasize) tmask;
(wmask, tmask) = DecodeBitMasks(N, imms, immr, FALSE, datasize);
```

Assembler Symbols

- <Wd> Is the 32-bit name of the general-purpose destination register, encoded in the "Rd" field.
- <Wn> Is the 32-bit name of the general-purpose source register, encoded in the "Rn" field.
- <immr> For the "32-bit" variant: is the right rotate amount, in the range 0 to 31, encoded in the "immr" field.
For the "64-bit" variant: is the right rotate amount, in the range 0 to 63, encoded in the "immr" field.
- <imms> For the "32-bit" variant: is the leftmost bit number to be moved from the source, in the range 0 to 31, encoded in the "imms" field.
For the "64-bit" variant: is the leftmost bit number to be moved from the source, in the range 0 to 63, encoded in the "imms" field.
- <Xd> Is the 64-bit name of the general-purpose destination register, encoded in the "Rd" field.
- <Xn> Is the 64-bit name of the general-purpose source register, encoded in the "Rn" field.

Alias Conditions

Alias	Of variant	Is preferred when
ASR (immediate)	32-bit	<code>imms == '011111'</code>
ASR (immediate)	64-bit	<code>imms == '111111'</code>
SBFIZ		<code>UInt(imms) < UInt(immr)</code>
SBFX		<code>BFXPreferred(sf, opc<1>, imms, immr)</code>
SXTB		<code>immr == '000000' && imms == '000111'</code>
SXTH		<code>immr == '000000' && imms == '001111'</code>
SXTW		<code>immr == '000000' && imms == '011111'</code>

Operation

```
constant bits(datasize) src = X[n, datasize];

// Perform bitfield move on low bits
constant bits(datasize) bot = ROR(src, r) AND wmask;

constant bits(datasize) top = Replicate(src<s>, datasize);

// Combine extension bits and result bits
X[d, datasize] = (top AND NOT(tmask)) OR (bot AND tmask);
```

Operational information

- If PSTATE.DIT is 1:
- The execution time of this instruction is independent of:
 - The values of the data supplied in any of its registers.
 - The values of the NZCV flags.
 - The response of this instruction to asynchronous exceptions does not vary based on:
 - The values of the data supplied in any of its registers.
 - The values of the NZCV flags.

SBFX

Signed bitfield extract

This instruction copies a bitfield of <width> bits starting from bit position <lsb> in the source register to the least significant bits of the destination register, and sets destination bits above the bitfield to a copy of the most significant bit of the bitfield.

This is an alias of [SBFM](#). This means:

- The encodings in this description are named to match the encodings of [SBFM](#).
- The description of [SBFM](#) gives the operational pseudocode, any CONSTRAINED UNPREDICTABLE behavior, and any operational information for this instruction.

31	30	29	28	27	26	25	24	23	22	21	20	19	18	17	16	15	14	13	12	11	10	9	8	7	6	5	4	3	2	1	0
sf	0	0	1	0	0	1	1	0	N	immr						imms						Rn						Rd			
opc																															

Encoding for the 32-bit variant

Applies when (sf == 0 && N == 0)

SBFX <Wd>, <Wn>, #<lsb>, #<width>

is equivalent to

[SBFM](#) <Wd>, <Wn>, #<lsb>, #(<lsb>+<width>-1)

and is the preferred disassembly when `BFXPreferred(sf, opc<1>, imms, immr)`.

Encoding for the 64-bit variant

Applies when (sf == 1 && N == 1)

SBFX <Xd>, <Xn>, #<lsb>, #<width>

is equivalent to

[SBFM](#) <Xd>, <Xn>, #<lsb>, #(<lsb>+<width>-1)

and is the preferred disassembly when `BFXPreferred(sf, opc<1>, imms, immr)`.

Assembler Symbols

<Wd>	Is the 32-bit name of the general-purpose destination register, encoded in the "Rd" field.
<Wn>	Is the 32-bit name of the general-purpose source register, encoded in the "Rn" field.
<lsb>	For the "32-bit" variant: is the bit number of the lsb of the source bitfield, in the range 0 to 31. For the "64-bit" variant: is the bit number of the lsb of the source bitfield, in the range 0 to 63.
<width>	For the "32-bit" variant: is the width of the bitfield, in the range 1 to 32-<lsb>. For the "64-bit" variant: is the width of the bitfield, in the range 1 to 64-<lsb>.
<Xd>	Is the 64-bit name of the general-purpose destination register, encoded in the "Rd" field.
<Xn>	Is the 64-bit name of the general-purpose source register, encoded in the "Rn" field.

Operation

The description of [SBFM](#) gives the operational pseudocode for this instruction.

Operational information

If PSTATE.DIT is 1:

- The execution time of this instruction is independent of:

- The values of the data supplied in any of its registers.
 - The values of the NZCV flags.
- The response of this instruction to asynchronous exceptions does not vary based on:
 - The values of the data supplied in any of its registers.
 - The values of the NZCV flags.

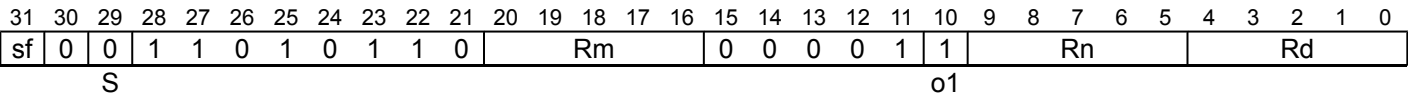
Internal version only: aarchmrs v2025-03_rel, pseudocode v2025-03_rel ; Build timestamp: 2025-03-21T17:41

Copyright © 2010-2025 Arm Limited or its affiliates. All rights reserved. This document is Non-Confidential.

SDIV

Signed divide

This instruction divides the first signed source register value by the second signed source register value, and writes the result to the destination register. Dividing by zero writes the value zero to the destination register. The condition flags are not affected.



Encoding for the 32-bit variant

Applies when (sf == 0)

SDIV <Wd>, <Wn>, <Wm>

Encoding for the 64-bit variant

Applies when (sf == 1)

SDIV <Xd>, <Xn>, <Xm>

Decode for all variants of this encoding

```
constant integer d = UInt(Rd);
constant integer n = UInt(Rn);
constant integer m = UInt(Rm);
constant integer datasize = 32 << UInt(sf);
```

Assembler Symbols

- <Wd> Is the 32-bit name of the general-purpose destination register, encoded in the "Rd" field.
- <Wn> Is the 32-bit name of the first general-purpose source register, encoded in the "Rn" field.
- <Wm> Is the 32-bit name of the second general-purpose source register, encoded in the "Rm" field.
- <Xd> Is the 64-bit name of the general-purpose destination register, encoded in the "Rd" field.
- <Xn> Is the 64-bit name of the first general-purpose source register, encoded in the "Rn" field.
- <Xm> Is the 64-bit name of the second general-purpose source register, encoded in the "Rm" field.

Operation

```
constant bits(datasize) operand1 = X[n, datasize];
constant bits(datasize) operand2 = X[m, datasize];
constant integer dividend = SInt(operand1);
constant integer divisor = SInt(operand2);
integer result;
if divisor == 0 then
    result = 0;
elseif (dividend < 0) == (divisor < 0) then
    result = Abs(dividend) DIV Abs(divisor); // same signs - positive result
else
    result = -(Abs(dividend) DIV Abs(divisor)); // different signs - negative result
X[d, datasize] = result<datasize-1:0>;
```

SETF8, SETF16

Evaluation of 8-bit or 16-bit flag values

This instruction sets the PSTATE.NZV flags based on the value in the specified general-purpose register. SETF8 treats the value as an 8-bit value. SETF16 treats the value as a 16-bit value.

The PSTATE.C flag is not affected by these instructions.

Integer (FEAT_FlagM)

31	30	29	28	27	26	25	24	23	22	21	20	19	18	17	16	15	14	13	12	11	10	9	8	7	6	5	4	3	2	1	0
0	0	1	1	1	0	1	0	0	0	0	0	0	0	0	0	0	sz	0	0	1	0	Rn				0	1	1	0	1	
sf			op		S		opcode2												o3				mask								

Encoding for the SETF8 variant

Applies when (sz == 0)

SETF8 <Wn>

Encoding for the SETF16 variant

Applies when (sz == 1)

SETF16 <Wn>

Decode for all variants of this encoding

```
if !IsFeatureImplemented(FEAT_FlagM) then EndOfDecode(Decode_UNDEF);
constant integer size = 8 << UInt(sz);
constant integer n = UInt(Rn);
```

Assembler Symbols

<Wn> Is the 32-bit name of the general-purpose source register, encoded in the "Rn" field.

Operation

```
constant bits(32) reg = X[n, 32];
PSTATE.N = reg<size-1>;
PSTATE.Z = if (reg<size-1:0> == Zeros(size)) then '1' else '0';
PSTATE.V = reg<size> EOR reg<size-1>;
//PSTATE.C unchanged;
```

Operational information

- If PSTATE.DIT is 1:
- The execution time of this instruction is independent of:
 - The values of the data supplied in any of its registers.
 - The values of the NZCV flags.
 - The response of this instruction to asynchronous exceptions does not vary based on:
 - The values of the data supplied in any of its registers.
 - The values of the NZCV flags.

SETGP, SETGM, SETGE

Memory set with tag setting

These instructions set a requested number of bytes in memory to the value in the least significant byte of the source data register and store an Allocation Tag to memory for each Tag Granule written. The Allocation Tag is calculated from the Logical Address Tag in the register that holds the first address to be set. The prologue, main, and epilogue instructions are expected to be run in succession and to appear consecutively in memory: SETGP, then SETGM, and then SETGE.

SETGP performs some preconditioning of the arguments suitable for using the SETGM instruction, and sets an IMPLEMENTATION DEFINED portion of the requested number of bytes. SETGM sets a further IMPLEMENTATION DEFINED portion of the remaining bytes. SETGE sets any final remaining bytes.

Note

The ability to set an IMPLEMENTATION DEFINED number of bytes allows an implementation to optimize how the bytes being set are divided between the different instructions.

For more information on exceptions specific to memory set instructions, see [Memory Copy and Memory Set exceptions](#).

The architecture supports two algorithms for the memory set: option A and option B. Which algorithm is used is IMPLEMENTATION DEFINED.

Note

Portable software should not assume that the choice of algorithm is constant.

For SETGP:

- If $Xn < 63$, the set size is saturated to $0x7FFFFFFFFFFFFFFF0$.

On completion of SETGP, option A:

- Xn holds -1 times the number of bytes in the saturated set size remaining to be set.
- Xd holds the original Xd + saturated set size.
- $PSTATE.\{N,Z,C,V\}$ are set to $\{0,0,0,0\}$.

On completion of SETGP, option B:

- Xn holds the number of bytes in the saturated set size remaining to be set.
- Xd holds the lowest address that has not been set.
- $PSTATE.\{N,Z,C,V\}$ are set to $\{0,0,1,0\}$.

For SETGM, option A, when $PSTATE.C = 0$:

- Xn holds a signed 64-bit integer.
- Xn holds -1 times the number of bytes remaining to be set.
- Xd holds the lowest address to be set - Xn .
- On completion of the instruction, Xn holds -1 times the number of bytes remaining to be set.

For SETGM, option B, when $PSTATE.C = 1$:

- Xn holds the number of bytes remaining to be set.
- Xd holds the lowest address to be set.
- On completion of the instruction:
 - Xn holds the number of bytes remaining to be set.
 - Xd holds the lowest address that has not been set.

For SETGE, option A, when $PSTATE.C = 0$:

- Xn holds a signed 64-bit integer.
- Xn holds -1 times the number of bytes remaining to be set.
- Xd holds the lowest address to be set - Xn .
- On completion of the instruction, Xn holds 0.

For SETGE, option B, when $PSTATE.C = 1$:

- Xn holds the number of bytes remaining to be set.
- Xd holds the lowest address to be set.
- On completion of the instruction:
 - Xn holds 0.
 - Xd holds the lowest address that has not been set.

Integer

(FEAT_MOPS && FEAT_MTE)

31	30	29	28	27	26	25	24	23	22	21	20	19	18	17	16	15	14	13	12	11	10	9	8	7	6	5	4	3	2	1	0										
sz		0		1		1		1		0		1		1		0		Rs				x		x		0		0		0		1		Rn				Rd			
o0								op1								op2																									

Encoding for the Prologue variant

Applies when (op2 == 0000)

SETGP [<Xd>]!, <Xn>!, <Xs>

Encoding for the Main variant

Applies when (op2 == 0100)

SETGM [<Xd>]!, <Xn>!, <Xs>

Encoding for the Epilogue variant

Applies when (op2 == 1000)

SETGE [<Xd>]!, <Xn>!, <Xs>

Decode for all variants of this encoding

```
if !IsFeatureImplemented(FEAT_MOPS) || !IsFeatureImplemented(FEAT_MTE) || sz != '00' then
    EndOfDecode(Decode_UNDEF);

SETParams memset;
memset.d = UInt(Rd);
memset.s = UInt(Rs);
memset.n = UInt(Rn);
constant bits(2) options = op2<1:0>;
constant boolean nontemporal = options<1> == '1';

case op2<3:2> of
    when '00' memset.stage = MOPSStage_Prologue;
    when '01' memset.stage = MOPSStage_Main;
    when '10' memset.stage = MOPSStage_Epilogue;
    otherwise EndOfDecode(Decode_UNDEF);
```

For information about the CONSTRAINED UNPREDICTABLE behavior of this instruction, see [Architectural Constraints on UNPREDICTABLE behaviors](#), and particularly [Memory Copy and Memory Set SET*](#) and [Crossing a page boundary with different memory types or Shareability attributes](#).

Assembler Symbols

- <Xd> For the "Prologue" variant: is the 64-bit name of the general-purpose register that holds an encoding of the destination address (an integer multiple of 16) and is updated by the instruction, encoded in the "Rd" field.
- For the "Epilogue" and "Main" variants: is the 64-bit name of the general-purpose register that holds an encoding of the destination address (an integer multiple of 16) and for option B is updated by the instruction, encoded in the "Rd" field.
- <Xn> For the "Prologue" variant: is the 64-bit name of the general-purpose register that holds the number of bytes to be set (an integer multiple of 16) and is updated by the instruction, encoded in the "Rn" field.
- For the "Main" variant: is the 64-bit name of the general-purpose register that holds an encoding of the number of bytes to be set (an integer multiple of 16) and is updated by the instruction, encoded in the "Rn" field.
- For the "Epilogue" variant: is the 64-bit name of the general-purpose register that holds an encoding of the number of bytes to be set (an integer multiple of 16) and is set to zero on completion of the instruction, encoded in the "Rn" field.
- <Xs> For the "Main" and "Prologue" variants: is the 64-bit name of the general-purpose register that holds the source data in bits<7:0>, encoded in the "Rs" field.
- For the "Epilogue" variant: is the 64-bit name of the general-purpose register that holds the source data, encoded in the "Rs" field.


```

CheckMOPSEnabled();

CheckSETConstrainedUnpredictable(memset.n, memset.d, memset.s);

constant bits(8) data = X[memset.s, 8];
MOPSBlockSize B;

memset.is_setg = TRUE;
memset.nzcv = PSTATE.<N,Z,C,V>;
memset.toaddress = X[memset.d, 64];
if memset.stage == MOPSTage Prologue then
    memset.setsize = UInt(X[memset.n, 64]);
else
    memset.setsize = SInt(X[memset.n, 64]);
memset.implements_option_a = SETGOptionA();

constant boolean privileged = (if options<0> == '1' then AArch64.IsUnprivAccessPriv()
                                else PSTATE.EL != EL0);

constant AccessDescriptor accdesc = CreateAccDescSTGMOPS(privileged, nontemporal);

if memset.stage == MOPSTage Prologue then
    if memset.setsize > ArchMaxMOPSETGSize then
        memset.setsize = ArchMaxMOPSETGSize;

    if ((memset.setsize != 0 && !IsAligned(memset.toaddress, TAG\_GRANULE)) ||
        !IsAligned(memset.setsize<63:0>, TAG\_GRANULE)) then
        constant FaultRecord fault = AlignmentFault(accdesc, memset.toaddress);
        AArch64.Abort(fault);

    if memset.implements_option_a then
        memset.nzcv = '0000';
        memset.toaddress = memset.toaddress + memset.setsize;
        memset.setsize = 0 - memset.setsize;
    else
        memset.nzcv = '0010';

memset.stagesetsize = MemSetStageSize(memset);

if memset.stage != MOPSTage Prologue then
    CheckMemSetParams(memset, options);

    bits(64) fault_address;
    if memset.implements_option_a then
        fault_address = memset.toaddress + memset.setsize;
    else
        fault_address = memset.toaddress;

    if (memset.setsize != 0 && (memset.stagesetsize != 0 || MemStageSetZeroSizeCheck()) &&
        !IsAligned(memset.toaddress, TAG\_GRANULE)) then
        constant FaultRecord fault = AlignmentFault(accdesc, fault_address);
        AArch64.Abort(fault);
    if (memset.stagesetsize != 0 || MemStageSetZeroSizeCheck()) &&
        !IsAligned(memset.setsize<63:0>, TAG\_GRANULE)) then
        constant FaultRecord fault = AlignmentFault(accdesc, fault_address);
        AArch64.Abort(fault);

integer tagstep;
bits(4) tag;
bits(64) tagaddr;
AddressDescriptor memaddrdesc;
PhysMemRetStatus memstatus;
integer memory_set;
boolean fault = FALSE;

if memset.implements_option_a then
    while memset.stagesetsize < 0 && !fault do
        // IMP DEF selection of the block size that is worked on. While many
        // implementations might make this constant, that is not assumed.
        B = SETSizeChoice(memset, TAG\_GRANULE);

```

```

assert B <= -1 * memset.stagesetsize && B<3:0> == '0000';

(memory_set, memaddrdesc, memstatus) = MemSetBytes(memset.toaddress + memset.setsize,
                                                    data, B, accdesc);

if memory_set != B then
    fault = TRUE;
else
    tagstep = B DIV TAG GRANULE;
    tag = AArch64.AllocationTagFromAddress(memset.toaddress + memset.setsize);

    while tagstep > 0 do
        tagaddr = memset.toaddress + memset.setsize + (tagstep - 1) * TAG GRANULE;
        AArch64.MemTag[tagaddr, accdesc] = tag;
        tagstep = tagstep - 1;

        memset.setsize      = memset.setsize      + B;
        memset.stagesetsize = memset.stagesetsize + B;

else
    while memset.stagesetsize > 0 && !fault do
        // IMP DEF selection of the block size that is worked on. While many
        // implementations might make this constant, that is not assumed.
        B = SETSizeChoice(memset, TAG GRANULE);
        assert B <= memset.stagesetsize && B<3:0> == '0000';

        (memory_set, memaddrdesc, memstatus) = MemSetBytes(memset.toaddress, data, B, accdesc);

        if memory_set != B then
            fault = TRUE;
        else
            tagstep = B DIV TAG GRANULE;
            tag = AArch64.AllocationTagFromAddress(memset.toaddress);
            while tagstep > 0 do
                tagaddr = memset.toaddress + (tagstep - 1) * TAG GRANULE;
                AArch64.MemTag[tagaddr, accdesc] = tag;
                tagstep = tagstep - 1;

                memset.toaddress      = memset.toaddress      + B;
                memset.setsize         = memset.setsize         - B;
                memset.stagesetsize    = memset.stagesetsize    - B;

UpdateSetRegisters(memset, fault, memory_set);

if fault then
    if IsFault(memaddrdesc) then
        AArch64.Abort(memaddrdesc.fault);
    else
        constant boolean iswrite = TRUE;
        HandleExternalAbort(memstatus, iswrite, memaddrdesc, B, accdesc);

if memset.stage == MOPSSStage Prologue then
    PSTATE.<N,Z,C,V> = memset.nzcv;

```

Internal version only: aarchmrs v2025-03_rel, pseudocode v2025-03_rel ; Build timestamp: 2025-03-21T17:41

Copyright © 2010-2025 Arm Limited or its affiliates. All rights reserved. This document is Non-Confidential.

SETGPN, SETGMN, SETGEN

Memory set with tag setting, non-temporal

These instructions set a requested number of bytes in memory to the value in the least significant byte of the source data register and store an Allocation Tag to memory for each Tag Granule written. The Allocation Tag is calculated from the Logical Address Tag in the register that holds the first address to be set. The prologue, main, and epilogue instructions are expected to be run in succession and to appear consecutively in memory: SETGPN, then SETGMN, and then SETGEN.

SETGPN performs some preconditioning of the arguments suitable for using the SETGMN instruction, and sets an IMPLEMENTATION DEFINED portion of the requested number of bytes. SETGMN sets a further IMPLEMENTATION DEFINED portion of the remaining bytes. SETGEN sets any final remaining bytes.

Note

The ability to set an IMPLEMENTATION DEFINED number of bytes allows an implementation to optimize how the bytes being set are divided between the different instructions.

For more information on exceptions specific to memory set instructions, see [Memory Copy and Memory Set exceptions](#).

The architecture supports two algorithms for the memory set: option A and option B. Which algorithm is used is IMPLEMENTATION DEFINED.

Note

Portable software should not assume that the choice of algorithm is constant.

For SETGPN:

- If $Xn < 63$, the set size is saturated to $0x7FFFFFFFFFFFFFFF0$.

On completion of SETGPN, option A:

- Xn holds -1 times the number of bytes in the saturated set size remaining to be set.
- Xd holds the original Xd + saturated set size.
- $PSTATE.\{N,Z,C,V\}$ are set to $\{0,0,0,0\}$.

On completion of SETGPN, option B:

- Xn holds the number of bytes in the saturated set size remaining to be set.
- Xd holds the lowest address that has not been set.
- $PSTATE.\{N,Z,C,V\}$ are set to $\{0,0,1,0\}$.

For SETGMN, option A, when $PSTATE.C = 0$:

- Xn holds a signed 64-bit integer.
- Xn holds -1 times the number of bytes remaining to be set.
- Xd holds the lowest address to be set - Xn .
- On completion of the instruction, Xn holds -1 times the number of bytes remaining to be set.

For SETGMN, option B, when $PSTATE.C = 1$:

- Xn holds the number of bytes remaining to be set.
- Xd holds the lowest address to be set.
- On completion of the instruction:
 - Xn holds the number of bytes remaining to be set.
 - Xd holds the lowest address that has not been set.

For SETGEN, option A, when $PSTATE.C = 0$:

- Xn holds a signed 64-bit integer.
- Xn holds -1 times the number of bytes remaining to be set.
- Xd holds the lowest address to be set - Xn .
- On completion of the instruction, Xn holds 0.

For SETGEN, option B, when $PSTATE.C = 1$:

- Xn holds the number of bytes remaining to be set.
- Xd holds the lowest address to be set.
- On completion of the instruction:
 - Xn holds 0.
 - Xd holds the lowest address that has not been set.

Integer

(FEAT_MOPS && FEAT_MTE)

31	30	29	28	27	26	25	24	23	22	21	20	19	18	17	16	15	14	13	12	11	10	9	8	7	6	5	4	3	2	1	0										
sz		0		1		1		1		0		1		1		0		Rs				x		x		1		0		0		1		Rn				Rd			
o0								op1								op2																									

Encoding for the Prologue variant

Applies when (op2 == 0010)

SETGPN [<Xd>]!, <Xn>!, <Xs>

Encoding for the Main variant

Applies when (op2 == 0110)

SETGMN [<Xd>]!, <Xn>!, <Xs>

Encoding for the Epilogue variant

Applies when (op2 == 1010)

SETGEN [<Xd>]!, <Xn>!, <Xs>

Decode for all variants of this encoding

```
if !IsFeatureImplemented(FEAT_MOPS) || !IsFeatureImplemented(FEAT_MTE) || sz != '00' then
    EndOfDecode(Decode_UNDEF);

SETParams memset;
memset.d = UInt(Rd);
memset.s = UInt(Rs);
memset.n = UInt(Rn);
constant bits(2) options = op2<1:0>;
constant boolean nontemporal = options<1> == '1';

case op2<3:2> of
    when '00' memset.stage = MOPSStage_Prologue;
    when '01' memset.stage = MOPSStage_Main;
    when '10' memset.stage = MOPSStage_Epilogue;
    otherwise EndOfDecode(Decode_UNDEF);
```

For information about the CONSTRAINED UNPREDICTABLE behavior of this instruction, see [Architectural Constraints on UNPREDICTABLE behaviors](#), and particularly [Memory Copy and Memory Set SET*](#) and [Crossing a page boundary with different memory types or Shareability attributes](#).

Assembler Symbols

- <Xd> For the "Prologue" variant: is the 64-bit name of the general-purpose register that holds an encoding of the destination address (an integer multiple of 16) and is updated by the instruction, encoded in the "Rd" field.
- For the "Epilogue" and "Main" variants: is the 64-bit name of the general-purpose register that holds an encoding of the destination address (an integer multiple of 16) and for option B is updated by the instruction, encoded in the "Rd" field.
- <Xn> For the "Prologue" variant: is the 64-bit name of the general-purpose register that holds the number of bytes to be set (an integer multiple of 16) and is updated by the instruction, encoded in the "Rn" field.
- For the "Main" variant: is the 64-bit name of the general-purpose register that holds an encoding of the number of bytes to be set (an integer multiple of 16) and is updated by the instruction, encoded in the "Rn" field.
- For the "Epilogue" variant: is the 64-bit name of the general-purpose register that holds an encoding of the number of bytes to be set (an integer multiple of 16) and is set to zero on completion of the instruction, encoded in the "Rn" field.
- <Xs> For the "Main" and "Prologue" variants: is the 64-bit name of the general-purpose register that holds the source data in bits<7:0>, encoded in the "Rs" field.
- For the "Epilogue" variant: is the 64-bit name of the general-purpose register that holds the source data, encoded in the "Rs" field.


```

CheckMOPSEnabled();

CheckSETConstrainedUnpredictable(memset.n, memset.d, memset.s);

constant bits(8) data = X[memset.s, 8];
MOPSBlockSize B;

memset.is_setg = TRUE;
memset.nzcv = PSTATE.<N,Z,C,V>;
memset.toaddress = X[memset.d, 64];
if memset.stage == MOPSStage\_Prologue then
    memset.setsize = UInt(X[memset.n, 64]);
else
    memset.setsize = SInt(X[memset.n, 64]);
memset.implements_option_a = SETGOptionA();

constant boolean privileged = (if options<0> == '1' then AArch64.IsUnprivAccessPriv()
    else PSTATE.EL != EL0);

constant AccessDescriptor accdesc = CreateAccDescSTGMOPS(privileged, nontemporal);

if memset.stage == MOPSStage\_Prologue then
    if memset.setsize > ArchMaxMOPSSSETGSize then
        memset.setsize = ArchMaxMOPSSSETGSize;

    if ((memset.setsize != 0 && !IsAligned(memset.toaddress, TAG\_GRANULE)) ||
        !IsAligned(memset.setsize<63:0>, TAG\_GRANULE)) then
        constant FaultRecord fault = AlignmentFault(accdesc, memset.toaddress);
        AArch64.Abort(fault);

    if memset.implements_option_a then
        memset.nzcv = '0000';
        memset.toaddress = memset.toaddress + memset.setsize;
        memset.setsize = 0 - memset.setsize;
    else
        memset.nzcv = '0010';

memset.stagesetsize = MemSetStageSize(memset);

if memset.stage != MOPSStage\_Prologue then
    CheckMemSetParams(memset, options);

    bits(64) fault_address;
    if memset.implements_option_a then
        fault_address = memset.toaddress + memset.setsize;
    else
        fault_address = memset.toaddress;

    if (memset.setsize != 0 && (memset.stagesetsize != 0 || MemStageSetZeroSizeCheck()) &&
        !IsAligned(memset.toaddress, TAG\_GRANULE)) then
        constant FaultRecord fault = AlignmentFault(accdesc, fault_address);
        AArch64.Abort(fault);
    if (memset.stagesetsize != 0 || MemStageSetZeroSizeCheck()) &&
        !IsAligned(memset.setsize<63:0>, TAG\_GRANULE)) then
        constant FaultRecord fault = AlignmentFault(accdesc, fault_address);
        AArch64.Abort(fault);

integer tagstep;
bits(4) tag;
bits(64) tagaddr;
AddressDescriptor memaddrdesc;
PhysMemRetStatus memstatus;
integer memory_set;
boolean fault = FALSE;

if memset.implements_option_a then
    while memset.stagesetsize < 0 && !fault do
        // IMP DEF selection of the block size that is worked on. While many
        // implementations might make this constant, that is not assumed.
        B = SETSizeChoice(memset, TAG\_GRANULE);

```

```

assert B <= -1 * memset.stagesetsize && B<3:0> == '0000';

(memory_set, memaddrdesc, memstatus) = MemSetBytes(memset.toaddress + memset.setsize,
                                                    data, B, accdesc);

if memory_set != B then
    fault = TRUE;
else
    tagstep = B DIV TAG GRANULE;
    tag = AArch64.AllocationTagFromAddress(memset.toaddress + memset.setsize);

    while tagstep > 0 do
        tagaddr = memset.toaddress + memset.setsize + (tagstep - 1) * TAG GRANULE;
        AArch64.MemTag[tagaddr, accdesc] = tag;
        tagstep = tagstep - 1;

        memset.setsize      = memset.setsize      + B;
        memset.stagesetsize = memset.stagesetsize + B;

else
    while memset.stagesetsize > 0 && !fault do
        // IMP DEF selection of the block size that is worked on. While many
        // implementations might make this constant, that is not assumed.
        B = SETSizeChoice(memset, TAG GRANULE);
        assert B <= memset.stagesetsize && B<3:0> == '0000';

        (memory_set, memaddrdesc, memstatus) = MemSetBytes(memset.toaddress, data, B, accdesc);

        if memory_set != B then
            fault = TRUE;
        else
            tagstep = B DIV TAG GRANULE;
            tag = AArch64.AllocationTagFromAddress(memset.toaddress);
            while tagstep > 0 do
                tagaddr = memset.toaddress + (tagstep - 1) * TAG GRANULE;
                AArch64.MemTag[tagaddr, accdesc] = tag;
                tagstep = tagstep - 1;

                memset.toaddress      = memset.toaddress      + B;
                memset.setsize        = memset.setsize        - B;
                memset.stagesetsize    = memset.stagesetsize    - B;

UpdateSetRegisters(memset, fault, memory_set);

if fault then
    if IsFault(memaddrdesc) then
        AArch64.Abort(memaddrdesc.fault);
    else
        constant boolean iswrite = TRUE;
        HandleExternalAbort(memstatus, iswrite, memaddrdesc, B, accdesc);

if memset.stage == MOPSSStage Prologue then
    PSTATE.<N,Z,C,V> = memset.nzcv;

```

SETGPT, SETGMT, SETGET

Memory set with tag setting, unprivileged

These instructions set a requested number of bytes in memory to the value in the least significant byte of the source data register and store an Allocation Tag to memory for each Tag Granule written. The Allocation Tag is calculated from the Logical Address Tag in the register that holds the first address to be set. The prologue, main, and epilogue instructions are expected to be run in succession and to appear consecutively in memory: SETGPT, then SETGMT, and then SETGET.

SETGPT performs some preconditioning of the arguments suitable for using the SETGMT instruction, and sets an IMPLEMENTATION DEFINED portion of the requested number of bytes. SETGMT sets a further IMPLEMENTATION DEFINED portion of the remaining bytes. SETGET sets any final remaining bytes.

Note

The ability to set an IMPLEMENTATION DEFINED number of bytes allows an implementation to optimize how the bytes being set are divided between the different instructions.

For more information on exceptions specific to memory set instructions, see [Memory Copy and Memory Set exceptions](#).

The architecture supports two algorithms for the memory set: option A and option B. Which algorithm is used is IMPLEMENTATION DEFINED.

Note

Portable software should not assume that the choice of algorithm is constant.

For SETGPT:

- If $Xn < 63$, the set size is saturated to $0x7FFFFFFFFFFFFFFF0$.

On completion of SETGPT, option A:

- Xn holds -1 times the number of bytes in the saturated set size remaining to be set.
- Xd holds the original Xd + saturated set size.
- $PSTATE.\{N,Z,C,V\}$ are set to $\{0,0,0,0\}$.

On completion of SETGPT, option B:

- Xn holds the number of bytes in the saturated set size remaining to be set.
- Xd holds the lowest address that has not been set.
- $PSTATE.\{N,Z,C,V\}$ are set to $\{0,0,1,0\}$.

For SETGMT, option A, when $PSTATE.C = 0$:

- Xn holds a signed 64-bit integer.
- Xn holds -1 times the number of bytes remaining to be set.
- Xd holds the lowest address to be set - Xn .
- On completion of the instruction, Xn holds -1 times the number of bytes remaining to be set.

For SETGMT, option B, when $PSTATE.C = 1$:

- Xn holds the number of bytes remaining to be set.
- Xd holds the lowest address to be set.
- On completion of the instruction:
 - Xn holds the number of bytes remaining to be set.
 - Xd holds the lowest address that has not been set.

For SETGET, option A, when $PSTATE.C = 0$:

- Xn holds a signed 64-bit integer.
- Xn holds -1 times the number of bytes remaining to be set.
- Xd holds the lowest address to be set - Xn .
- On completion of the instruction, Xn holds 0.

For SETGET, option B, when $PSTATE.C = 1$:

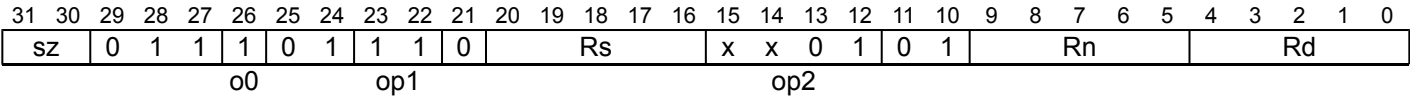
- Xn holds the number of bytes remaining to be set.
- Xd holds the lowest address to be set.
- On completion of the instruction:
 - Xn holds 0.
 - Xd holds the lowest address that has not been set.

Explicit Memory Write effects produced by the instruction behave as if the instruction was executed at EL0 if the *Effective value* of $PSTATE.UAO$ is 0 and either:

- The instruction is executed at EL1.
- The instruction is executed at EL2 when the *Effective value* of $HCR_EL2.\{E2H, TGE\}$ is $\{1, 1\}$.

Otherwise, the Explicit Memory Write effects operate with the restrictions determined by the Exception level at which the instruction is executed.

Integer
(FEAT_MOPS && FEAT_MTE)



Encoding for the Prologue variant

Applies when (op2 == 0001)

```
SETGPT [<Xd>]!, <Xn>!, <Xs>
```

Encoding for the Main variant

Applies when (op2 == 0101)

```
SETGMT [<Xd>]!, <Xn>!, <Xs>
```

Encoding for the Epilogue variant

Applies when (op2 == 1001)

```
SETGET [<Xd>]!, <Xn>!, <Xs>
```

Decode for all variants of this encoding

```
if !IsFeatureImplemented(FEAT_MOPS) || !IsFeatureImplemented(FEAT_MTE) || sz != '00' then
    EndOfDecode(Decode_UNDEF);

SETParams memset;
memset.d = UInt(Rd);
memset.s = UInt(Rs);
memset.n = UInt(Rn);
constant bits(2) options = op2<1:0>;
constant boolean nontemporal = options<1> == '1';

case op2<3:2> of
    when '00' memset.stage = MOPSStage_Prologue;
    when '01' memset.stage = MOPSStage_Main;
    when '10' memset.stage = MOPSStage_Epilogue;
    otherwise EndOfDecode(Decode_UNDEF);
```

For information about the CONSTRAINED UNPREDICTABLE behavior of this instruction, see Architectural Constraints on UNPREDICTABLE behaviors, and particularly Memory Copy and Memory Set SET* and Crossing a page boundary with different memory types or Shareability attributes.

Assembler Symbols

- <Xd> For the "Prologue" variant: is the 64-bit name of the general-purpose register that holds an encoding of the destination address (an integer multiple of 16) and is updated by the instruction, encoded in the "Rd" field. For the "Epilogue" and "Main" variants: is the 64-bit name of the general-purpose register that holds an encoding of the destination address (an integer multiple of 16) and for option B is updated by the instruction, encoded in the "Rd" field.
- <Xn> For the "Prologue" variant: is the 64-bit name of the general-purpose register that holds the number of bytes to be set (an integer multiple of 16) and is updated by the instruction, encoded in the "Rn" field. For the "Main" variant: is the 64-bit name of the general-purpose register that holds an encoding of the number of bytes to be set (an integer multiple of 16) and is updated by the instruction, encoded in the "Rn" field. For the "Epilogue" variant: is the 64-bit name of the general-purpose register that holds an encoding of the number of bytes to be set (an integer multiple of 16) and is set to zero on completion of the instruction, encoded in the "Rn" field.
- <Xs> For the "Main" and "Prologue" variants: is the 64-bit name of the general-purpose register that holds the source data in bits<7:0>, encoded in the "Rs" field. For the "Epilogue" variant: is the 64-bit name of the general-purpose register that holds the source data, encoded in the "Rs" field.


```

CheckMOPSEnabled();

CheckSETConstrainedUnpredictable(memset.n, memset.d, memset.s);

constant bits(8) data = X[memset.s, 8];
MOPSBlockSize B;

memset.is_setg = TRUE;
memset.nzcv = PSTATE.<N,Z,C,V>;
memset.toaddress = X[memset.d, 64];
if memset.stage == MOPSStage\_Prologue then
    memset.setsize = UInt(X[memset.n, 64]);
else
    memset.setsize = SInt(X[memset.n, 64]);
memset.implements_option_a = SETGOptionA();

constant boolean privileged = (if options<0> == '1' then AArch64.IsUnprivAccessPriv()
                                else PSTATE.EL != EL0);

constant AccessDescriptor accdesc = CreateAccDescSTGMOPS(privileged, nontemporal);

if memset.stage == MOPSStage\_Prologue then
    if memset.setsize > ArchMaxMOPSSSETGSize then
        memset.setsize = ArchMaxMOPSSSETGSize;

    if ((memset.setsize != 0 && !IsAligned(memset.toaddress, TAG\_GRANULE)) ||
        !IsAligned(memset.setsize<63:0>, TAG\_GRANULE)) then
        constant FaultRecord fault = AlignmentFault(accdesc, memset.toaddress);
        AArch64.Abort(fault);

    if memset.implements_option_a then
        memset.nzcv = '0000';
        memset.toaddress = memset.toaddress + memset.setsize;
        memset.setsize = 0 - memset.setsize;
    else
        memset.nzcv = '0010';

memset.stagesetsize = MemSetStageSize(memset);

if memset.stage != MOPSStage\_Prologue then
    CheckMemSetParams(memset, options);

    bits(64) fault_address;
    if memset.implements_option_a then
        fault_address = memset.toaddress + memset.setsize;
    else
        fault_address = memset.toaddress;

    if (memset.setsize != 0 && (memset.stagesetsize != 0 || MemStageSetZeroSizeCheck()) &&
        !IsAligned(memset.toaddress, TAG\_GRANULE)) then
        constant FaultRecord fault = AlignmentFault(accdesc, fault_address);
        AArch64.Abort(fault);
    if (memset.stagesetsize != 0 || MemStageSetZeroSizeCheck()) &&
        !IsAligned(memset.setsize<63:0>, TAG\_GRANULE)) then
        constant FaultRecord fault = AlignmentFault(accdesc, fault_address);
        AArch64.Abort(fault);

integer tagstep;
bits(4) tag;
bits(64) tagaddr;
AddressDescriptor memaddrdesc;
PhysMemRetStatus memstatus;
integer memory_set;
boolean fault = FALSE;

if memset.implements_option_a then
    while memset.stagesetsize < 0 && !fault do
        // IMP DEF selection of the block size that is worked on. While many
        // implementations might make this constant, that is not assumed.
        B = SETSizeChoice(memset, TAG\_GRANULE);

```

```

assert B <= -1 * memset.stagesetsize && B<3:0> == '0000';

(memory_set, memaddrdesc, memstatus) = MemSetBytes(memset.toaddress + memset.setsize,
                                                    data, B, accdesc);

if memory_set != B then
    fault = TRUE;
else
    tagstep = B DIV TAG GRANULE;
    tag = AArch64.AllocationTagFromAddress(memset.toaddress + memset.setsize);

    while tagstep > 0 do
        tagaddr = memset.toaddress + memset.setsize + (tagstep - 1) * TAG GRANULE;
        AArch64.MemTag[tagaddr, accdesc] = tag;
        tagstep = tagstep - 1;

        memset.setsize      = memset.setsize      + B;
        memset.stagesetsize = memset.stagesetsize + B;

else
    while memset.stagesetsize > 0 && !fault do
        // IMP DEF selection of the block size that is worked on. While many
        // implementations might make this constant, that is not assumed.
        B = SETSizeChoice(memset, TAG GRANULE);
        assert B <= memset.stagesetsize && B<3:0> == '0000';

        (memory_set, memaddrdesc, memstatus) = MemSetBytes(memset.toaddress, data, B, accdesc);

        if memory_set != B then
            fault = TRUE;
        else
            tagstep = B DIV TAG GRANULE;
            tag = AArch64.AllocationTagFromAddress(memset.toaddress);
            while tagstep > 0 do
                tagaddr = memset.toaddress + (tagstep - 1) * TAG GRANULE;
                AArch64.MemTag[tagaddr, accdesc] = tag;
                tagstep = tagstep - 1;

                memset.toaddress      = memset.toaddress      + B;
                memset.setsize        = memset.setsize        - B;
                memset.stagesetsize    = memset.stagesetsize    - B;

UpdateSetRegisters(memset, fault, memory_set);

if fault then
    if IsFault(memaddrdesc) then
        AArch64.Abort(memaddrdesc.fault);
    else
        constant boolean iswrite = TRUE;
        HandleExternalAbort(memstatus, iswrite, memaddrdesc, B, accdesc);

if memset.stage == MOPSSStage Prologue then
    PSTATE.<N,Z,C,V> = memset.nzcv;

```

Internal version only: aarchmrs v2025-03_rel, pseudocode v2025-03_rel ; Build timestamp: 2025-03-21T17:41

Copyright © 2010-2025 Arm Limited or its affiliates. All rights reserved. This document is Non-Confidential.

SETGPTN, SETGMTN, SETGETN

Memory set with tag setting, unprivileged and non-temporal

These instructions set a requested number of bytes in memory to the value in the least significant byte of the source data register and store an Allocation Tag to memory for each Tag Granule written. The Allocation Tag is calculated from the Logical Address Tag in the register that holds the first address to be set. The prologue, main, and epilogue instructions are expected to be run in succession and to appear consecutively in memory: SETGPTN, then SETGMTN, and then SETGETN.

SETGPTN performs some preconditioning of the arguments suitable for using the SETGMTN instruction, and sets an IMPLEMENTATION DEFINED portion of the requested number of bytes. SETGMTN sets a further IMPLEMENTATION DEFINED portion of the remaining bytes. SETGETN sets any final remaining bytes.

Note

The ability to set an IMPLEMENTATION DEFINED number of bytes allows an implementation to optimize how the bytes being set are divided between the different instructions.

For more information on exceptions specific to memory set instructions, see [Memory Copy and Memory Set exceptions](#).

The architecture supports two algorithms for the memory set: option A and option B. Which algorithm is used is IMPLEMENTATION DEFINED.

Note

Portable software should not assume that the choice of algorithm is constant.

For SETGPTN:

- If $Xn < 63$, the set size is saturated to $0x7FFFFFFFFFFFFFFF0$.

On completion of SETGPTN, option A:

- Xn holds -1 times the number of bytes in the saturated set size remaining to be set.
- Xd holds the original Xd + saturated set size.
- PSTATE.{N,Z,C,V} are set to {0,0,0,0}.

On completion of SETGPTN, option B:

- Xn holds the number of bytes in the saturated set size remaining to be set.
- Xd holds the lowest address that has not been set.
- PSTATE.{N,Z,C,V} are set to {0,0,1,0}.

For SETGMTN, option A, when PSTATE.C = 0:

- Xn holds a signed 64-bit integer.
- Xn holds -1 times the number of bytes remaining to be set.
- Xd holds the lowest address to be set - Xn.
- On completion of the instruction, Xn holds -1 times the number of bytes remaining to be set.

For SETGMTN, option B, when PSTATE.C = 1:

- Xn holds the number of bytes remaining to be set.
- Xd holds the lowest address to be set.
- On completion of the instruction:
 - Xn holds the number of bytes remaining to be set.
 - Xd holds the lowest address that has not been set.

For SETGETN, option A, when PSTATE.C = 0:

- Xn holds a signed 64-bit integer.
- Xn holds -1 times the number of bytes remaining to be set.
- Xd holds the lowest address to be set - Xn.
- On completion of the instruction, Xn holds 0.

For SETGETN, option B, when PSTATE.C = 1:

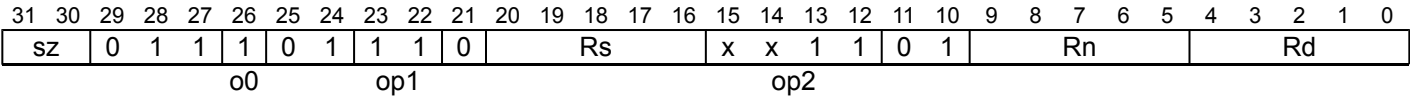
- Xn holds the number of bytes remaining to be set.
- Xd holds the lowest address to be set.
- On completion of the instruction:
 - Xn holds 0.
 - Xd holds the lowest address that has not been set.

Explicit Memory Write effects produced by the instruction behave as if the instruction was executed at EL0 if the *Effective value* of PSTATE.UAO is 0 and either:

- The instruction is executed at EL1.
- The instruction is executed at EL2 when the *Effective value* of HCR_EL2.{E2H, TGE} is {1, 1}.

Otherwise, the Explicit Memory Write effects operate with the restrictions determined by the Exception level at which the instruction is executed.

Integer
(FEAT_MOPS && FEAT_MTE)



Encoding for the Prologue variant

Applies when (op2 == 0011)

```
SETGPTN [<Xd>]!, <Xn>!, <Xs>
```

Encoding for the Main variant

Applies when (op2 == 0111)

```
SETGMTN [<Xd>]!, <Xn>!, <Xs>
```

Encoding for the Epilogue variant

Applies when (op2 == 1011)

```
SETGETN [<Xd>]!, <Xn>!, <Xs>
```

Decode for all variants of this encoding

```
if !IsFeatureImplemented(FEAT_MOPS) || !IsFeatureImplemented(FEAT_MTE) || sz != '00' then
    EndOfDecode(Decode_UNDEF);

SETParams memset;
memset.d = UInt(Rd);
memset.s = UInt(Rs);
memset.n = UInt(Rn);
constant bits(2) options = op2<1:0>;
constant boolean nontemporal = options<1> == '1';

case op2<3:2> of
    when '00' memset.stage = MOPSStage_Prologue;
    when '01' memset.stage = MOPSStage_Main;
    when '10' memset.stage = MOPSStage_Epilogue;
    otherwise EndOfDecode(Decode_UNDEF);
```

For information about the CONSTRAINED UNPREDICTABLE behavior of this instruction, see Architectural Constraints on UNPREDICTABLE behaviors, and particularly Memory Copy and Memory Set SET* and Crossing a page boundary with different memory types or Shareability attributes.

Assembler Symbols

- <Xd> For the "Prologue" variant: is the 64-bit name of the general-purpose register that holds an encoding of the destination address (an integer multiple of 16) and is updated by the instruction, encoded in the "Rd" field. For the "Epilogue" and "Main" variants: is the 64-bit name of the general-purpose register that holds an encoding of the destination address (an integer multiple of 16) and for option B is updated by the instruction, encoded in the "Rd" field.
- <Xn> For the "Prologue" variant: is the 64-bit name of the general-purpose register that holds the number of bytes to be set (an integer multiple of 16) and is updated by the instruction, encoded in the "Rn" field. For the "Main" variant: is the 64-bit name of the general-purpose register that holds an encoding of the number of bytes to be set (an integer multiple of 16) and is updated by the instruction, encoded in the "Rn" field. For the "Epilogue" variant: is the 64-bit name of the general-purpose register that holds an encoding of the number of bytes to be set (an integer multiple of 16) and is set to zero on completion of the instruction, encoded in the "Rn" field.
- <Xs> For the "Main" and "Prologue" variants: is the 64-bit name of the general-purpose register that holds the source data in bits<7:0>, encoded in the "Rs" field. For the "Epilogue" variant: is the 64-bit name of the general-purpose register that holds the source data, encoded in the "Rs" field.


```

CheckMOPSEnabled();

CheckSETConstrainedUnpredictable(memset.n, memset.d, memset.s);

constant bits(8) data = X[memset.s, 8];
MOPSBlockSize B;

memset.is_setg = TRUE;
memset.nzcv = PSTATE.<N,Z,C,V>;
memset.toaddress = X[memset.d, 64];
if memset.stage == MOPSStage\_Prologue then
    memset.setsize = UInt(X[memset.n, 64]);
else
    memset.setsize = SInt(X[memset.n, 64]);
memset.implements_option_a = SETGOptionA();

constant boolean privileged = (if options<0> == '1' then AArch64.IsUnprivAccessPriv()
    else PSTATE.EL != EL0);

constant AccessDescriptor accdesc = CreateAccDescSTGMOPS(privileged, nontemporal);

if memset.stage == MOPSStage\_Prologue then
    if memset.setsize > ArchMaxMOPSSSETGSize then
        memset.setsize = ArchMaxMOPSSSETGSize;

    if ((memset.setsize != 0 && !IsAligned(memset.toaddress, TAG\_GRANULE)) ||
        !IsAligned(memset.setsize<63:0>, TAG\_GRANULE)) then
        constant FaultRecord fault = AlignmentFault(accdesc, memset.toaddress);
        AArch64.Abort(fault);

    if memset.implements_option_a then
        memset.nzcv = '0000';
        memset.toaddress = memset.toaddress + memset.setsize;
        memset.setsize = 0 - memset.setsize;
    else
        memset.nzcv = '0010';

memset.stagesetsize = MemSetStageSize(memset);

if memset.stage != MOPSStage\_Prologue then
    CheckMemSetParams(memset, options);

    bits(64) fault_address;
    if memset.implements_option_a then
        fault_address = memset.toaddress + memset.setsize;
    else
        fault_address = memset.toaddress;

    if (memset.setsize != 0 && (memset.stagesetsize != 0 || MemStageSetZeroSizeCheck()) &&
        !IsAligned(memset.toaddress, TAG\_GRANULE)) then
        constant FaultRecord fault = AlignmentFault(accdesc, fault_address);
        AArch64.Abort(fault);
    if (memset.stagesetsize != 0 || MemStageSetZeroSizeCheck()) &&
        !IsAligned(memset.setsize<63:0>, TAG\_GRANULE)) then
        constant FaultRecord fault = AlignmentFault(accdesc, fault_address);
        AArch64.Abort(fault);

integer tagstep;
bits(4) tag;
bits(64) tagaddr;
AddressDescriptor memaddrdesc;
PhysMemRetStatus memstatus;
integer memory_set;
boolean fault = FALSE;

if memset.implements_option_a then
    while memset.stagesetsize < 0 && !fault do
        // IMP DEF selection of the block size that is worked on. While many
        // implementations might make this constant, that is not assumed.
        B = SETSizeChoice(memset, TAG\_GRANULE);

```

```

assert B <= -1 * memset.stagesetsize && B<3:0> == '0000';

(memory_set, memaddrdesc, memstatus) = MemSetBytes(memset.toaddress + memset.setsize,
                                                    data, B, accdesc);

if memory_set != B then
    fault = TRUE;
else
    tagstep = B DIV TAG GRANULE;
    tag = AArch64.AllocationTagFromAddress(memset.toaddress + memset.setsize);

    while tagstep > 0 do
        tagaddr = memset.toaddress + memset.setsize + (tagstep - 1) * TAG GRANULE;
        AArch64.MemTag[tagaddr, accdesc] = tag;
        tagstep = tagstep - 1;

        memset.setsize      = memset.setsize      + B;
        memset.stagesetsize = memset.stagesetsize + B;

else
    while memset.stagesetsize > 0 && !fault do
        // IMP DEF selection of the block size that is worked on. While many
        // implementations might make this constant, that is not assumed.
        B = SETSizeChoice(memset, TAG GRANULE);
        assert B <= memset.stagesetsize && B<3:0> == '0000';

        (memory_set, memaddrdesc, memstatus) = MemSetBytes(memset.toaddress, data, B, accdesc);

        if memory_set != B then
            fault = TRUE;
        else
            tagstep = B DIV TAG GRANULE;
            tag = AArch64.AllocationTagFromAddress(memset.toaddress);
            while tagstep > 0 do
                tagaddr = memset.toaddress + (tagstep - 1) * TAG GRANULE;
                AArch64.MemTag[tagaddr, accdesc] = tag;
                tagstep = tagstep - 1;

                memset.toaddress      = memset.toaddress      + B;
                memset.setsize        = memset.setsize        - B;
                memset.stagesetsize    = memset.stagesetsize    - B;

UpdateSetRegisters(memset, fault, memory_set);

if fault then
    if IsFault(memaddrdesc) then
        AArch64.Abort(memaddrdesc.fault);
    else
        constant boolean iswrite = TRUE;
        HandleExternalAbort(memstatus, iswrite, memaddrdesc, B, accdesc);

if memset.stage == MOPSSStage Prologue then
    PSTATE.<N,Z,C,V> = memset.nzcv;

```

Internal version only: aarchmrs v2025-03_rel, pseudocode v2025-03_rel ; Build timestamp: 2025-03-21T17:41

Copyright © 2010-2025 Arm Limited or its affiliates. All rights reserved. This document is Non-Confidential.

SETP, SETM, SETE

Memory set

These instructions set a required number of bytes in memory to the value in the least significant byte of the source data register. The prologue, main, and epilogue instructions are expected to be run in succession and to appear consecutively in memory: SETP, then SETM, and then SETE. SETP performs some preconditioning of the arguments suitable for using the SETM instruction, and sets an IMPLEMENTATION DEFINED portion of the requested number of bytes. SETM sets a further IMPLEMENTATION DEFINED portion of the remaining bytes. SETE sets any final remaining bytes.

Note

The ability to set an IMPLEMENTATION DEFINED number of bytes allows an implementation to optimize how the bytes being set are divided between the different instructions.

For more information on exceptions specific to memory set instructions, see *Memory Copy and Memory Set exceptions*. The architecture supports two algorithms for the memory set: option A and option B. Which algorithm is used is IMPLEMENTATION DEFINED.

Note

Portable software should not assume that the choice of algorithm is constant.

For SETP:

- If $Xn_{<63}> = 1$, the set size is saturated to $0x7FFFFFFFFFFFFFFF$.

On completion of SETP, option A:

- Xn holds -1 times the number of bytes in the saturated set size remaining to be set.
- Xd holds the original Xd + saturated set size.
- $PSTATE.\{N,Z,C,V\}$ are set to $\{0,0,0,0\}$.

On completion of SETP, option B:

- Xn holds the number of bytes in the saturated set size remaining to be set.
- Xd holds the lowest address that has not been set.
- $PSTATE.\{N,Z,C,V\}$ are set to $\{0,0,1,0\}$.

For SETM, option A, when $PSTATE.C = 0$:

- Xn holds a signed 64-bit integer.
- Xn holds -1 times the number of bytes remaining to be set.
- Xd holds the lowest address to be set - Xn .
- On completion of the instruction, Xn holds -1 times the number of bytes remaining to be set.

For SETM, option B, when $PSTATE.C = 1$:

- Xn holds the number of bytes remaining to be set.
- Xd holds the lowest address to be set.
- On completion of the instruction:
 - Xn holds the number of bytes remaining to be set.
 - Xd holds the lowest address that has not been set.

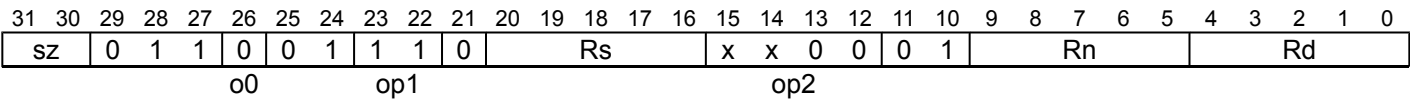
For SETE, option A, when $PSTATE.C = 0$:

- Xn holds a signed 64-bit integer.
- Xn holds -1 times the number of bytes remaining to be set.
- Xd holds the lowest address to be set - Xn .
- On completion of the instruction, Xn holds 0.

For SETE, option B, when $PSTATE.C = 1$:

- Xn holds the number of bytes remaining to be set.
- Xd holds the lowest address to be set.
- On completion of the instruction:
 - Xn holds 0.
 - Xd holds the lowest address that has not been set.

Integer (FEAT_MOPS)



Encoding for the Prologue variant

Applies when (op2 == 0000)

```
SETP [<Xd>]!, <Xn>!, <Xs>
```

Encoding for the Main variant

Applies when (op2 == 0100)

```
SETM [<Xd>]!, <Xn>!, <Xs>
```

Encoding for the Epilogue variant

Applies when (op2 == 1000)

```
SETE [<Xd>]!, <Xn>!, <Xs>
```

Decode for all variants of this encoding

```
if !IsFeatureImplemented(FEAT_MOPS) || sz != '00' then EndOfDecode(Decode_UNDEF);

SETParams memset;
memset.d = UInt(Rd);
memset.s = UInt(Rs);
memset.n = UInt(Rn);
constant bits(2) options = op2<1:0>;
constant boolean nontemporal = options<1> == '1';

case op2<3:2> of
  when '00' memset.stage = MOPSStage_Prologue;
  when '01' memset.stage = MOPSStage_Main;
  when '10' memset.stage = MOPSStage_Epilogue;
  otherwise EndOfDecode(Decode_UNDEF);
```

For information about the CONSTRAINED UNPREDICTABLE behavior of this instruction, see *Architectural Constraints on UNPREDICTABLE behaviors*, and particularly *Memory Copy and Memory Set SET** and *Crossing a page boundary with different memory types or Shareability attributes*.

Assembler Symbols

<Xd>	For the "Prologue" variant: is the 64-bit name of the general-purpose register that holds the destination address and is updated by the instruction, encoded in the "Rd" field. For the "Epilogue" and "Main" variants: is the 64-bit name of the general-purpose register that holds an encoding of the destination address and for option B is updated by the instruction, encoded in the "Rd" field.
<Xn>	For the "Prologue" variant: is the 64-bit name of the general-purpose register that holds the number of bytes to be set and is updated by the instruction, encoded in the "Rn" field. For the "Main" variant: is the 64-bit name of the general-purpose register that holds an encoding of the number of bytes to be set and is updated by the instruction, encoded in the "Rn" field. For the "Epilogue" variant: is the 64-bit name of the general-purpose register that holds the number of bytes to be set and is set to zero on completion of the instruction, encoded in the "Rn" field.
<Xs>	Is the 64-bit name of the general-purpose register that holds the source data, encoded in the "Rs" field.


```

CheckMOPSEnabled();

CheckSETConstrainedUnpredictable(memset.n, memset.d, memset.s);

constant bits(8) data = X[memset.s, 8];
MOPSBLOCKSize B;

memset.is_setg = FALSE;
memset.nzcv = PSTATE.<N,Z,C,V>;
memset.toaddress = X[memset.d, 64];
if memset.stage == MOPSTage\_Prologue then
    memset.setsize = UInt(X[memset.n, 64]);
else
    memset.setsize = SInt(X[memset.n, 64]);
memset.implements_option_a = SETOptionA();

constant boolean privileged = (if options<0> == '1' then AArch64.IsUnprivAccessPriv()
                                else PSTATE.EL != EL0);

constant AccessDescriptor accdesc = CreateAccDescMOPS(MemOp_STORE, privileged, nontemporal);

if memset.stage == MOPSTage\_Prologue then
    if memset.setsize > ArchMaxMOPSBLOCKSize then
        memset.setsize = ArchMaxMOPSBLOCKSize;

    if memset.implements_option_a then
        memset.nzcv = '0000';
        memset.toaddress = memset.toaddress + memset.setsize;
        memset.setsize = 0 - memset.setsize;
    else
        memset.nzcv = '0010';

memset.stagesetsize = MemSetStageSize(memset);

if memset.stage != MOPSTage\_Prologue then
    CheckMemSetParams(memset, options);

AddressDescriptor memaddrdesc;
PhysMemRetStatus memstatus;
integer memory_set;
boolean fault = FALSE;

if memset.implements_option_a then
    while memset.stagesetsize < 0 && !fault do
        // IMP DEF selection of the block size that is worked on. While many
        // implementations might make this constant, that is not assumed.
        B = SETSizeChoice(memset, 1);
        assert B <= -1 * memset.stagesetsize;

        (memory_set, memaddrdesc, memstatus) = MemSetBytes(memset.toaddress + memset.setsize,
                                                            data, B, accdesc);

        if memory_set != B then
            fault = TRUE;
        else
            memset.setsize = memset.setsize + B;
            memset.stagesetsize = memset.stagesetsize + B;
else
    while memset.stagesetsize > 0 && !fault do
        // IMP DEF selection of the block size that is worked on. While many
        // implementations might make this constant, that is not assumed.
        B = SETSizeChoice(memset, 1);
        assert B <= memset.stagesetsize;

        (memory_set, memaddrdesc, memstatus) = MemSetBytes(memset.toaddress, data, B, accdesc);

        if memory_set != B then
            fault = TRUE;
        else

```



```

    memset.toaddress    = memset.toaddress    + B;
    memset.setsize      = memset.setsize      - B;
    memset.stagesetsize = memset.stagesetsize - B;

```

```

UpdateSetRegisters(memset, fault, memory_set);

```

```

if fault then

```

```

    if IsFault(memaddrdesc) then
        AArch64.Abort(memaddrdesc.fault);

```

```

    else

```

```

        constant boolean iswrite = TRUE;

```

```

        HandleExternalAbort(memstatus, iswrite, memaddrdesc, B, accdesc);

```

```

if memset.stage == MOPSStage\_Prologue then

```

```

    PSTATE.<N,Z,C,V> = memset.nzcv;

```

Internal version only: aarchmrs v2025-03_rel, pseudocode v2025-03_rel ; Build timestamp: 2025-03-21T17:41

Copyright © 2010-2025 Arm Limited or its affiliates. All rights reserved. This document is Non-Confidential.

SETPN, SETMN, SETEN

Memory set, non-temporal

These instructions set a required number of bytes in memory to the value in the least significant byte of the source data register. The prologue, main, and epilogue instructions are expected to be run in succession and to appear consecutively in memory: SETPN, then SETMN, and then SETEN. SETPN performs some preconditioning of the arguments suitable for using the SETMN instruction, and sets an IMPLEMENTATION DEFINED portion of the requested number of bytes. SETMN sets a further IMPLEMENTATION DEFINED portion of the remaining bytes. SETEN sets any final remaining bytes.

Note

The ability to set an IMPLEMENTATION DEFINED number of bytes allows an implementation to optimize how the bytes being set are divided between the different instructions.

For more information on exceptions specific to memory set instructions, see *Memory Copy and Memory Set exceptions*. The architecture supports two algorithms for the memory set: option A and option B. Which algorithm is used is IMPLEMENTATION DEFINED.

Note

Portable software should not assume that the choice of algorithm is constant.

For SETPN:

- If $Xn < 63$, the set size is saturated to 0x7FFFFFFFFFFFFFFF.

On completion of SETPN, option A:

- Xn holds -1 times the number of bytes in the saturated set size remaining to be set.
- Xd holds the original Xd + saturated set size.
- PSTATE.{N,Z,C,V} are set to {0,0,0,0}.

On completion of SETPN, option B:

- Xn holds the number of bytes in the saturated set size remaining to be set.
- Xd holds the lowest address that has not been set.
- PSTATE.{N,Z,C,V} are set to {0,0,1,0}.

For SETMN, option A, when PSTATE.C = 0:

- Xn holds a signed 64-bit integer.
- Xn holds -1 times the number of bytes remaining to be set.
- Xd holds the lowest address to be set - Xn.
- On completion of the instruction, Xn holds -1 times the number of bytes remaining to be set.

For SETMN, option B, when PSTATE.C = 1:

- Xn holds the number of bytes remaining to be set.
- Xd holds the lowest address to be set.
- On completion of the instruction:
 - Xn holds the number of bytes remaining to be set.
 - Xd holds the lowest address that has not been set.

For SETEN, option A, when PSTATE.C = 0:

- Xn holds a signed 64-bit integer.
- Xn holds -1 times the number of bytes remaining to be set.
- Xd holds the lowest address to be set - Xn.
- On completion of the instruction, Xn holds 0.

For SETEN, option B, when PSTATE.C = 1:

- Xn holds the number of bytes remaining to be set.
- Xd holds the lowest address to be set.
- On completion of the instruction:
 - Xn holds 0.
 - Xd holds the lowest address that has not been set.

Integer (FEAT_MOPS)

31	30	29	28	27	26	25	24	23	22	21	20	19	18	17	16	15	14	13	12	11	10	9	8	7	6	5	4	3	2	1	0
sz		0	1	1	0	0	1	1	1	0	Rs				x	x	1	0	0	1	Rn				Rd						
o0						op1						op2																			

Encoding for the Prologue variant

Applies when (op2 == 0010)

```
SETPN [<Xd>]!, <Xn>!, <Xs>
```

Encoding for the Main variant

Applies when (op2 == 0110)

```
SETMN [<Xd>]!, <Xn>!, <Xs>
```

Encoding for the Epilogue variant

Applies when (op2 == 1010)

```
SETEN [<Xd>]!, <Xn>!, <Xs>
```

Decode for all variants of this encoding

```
if !IsFeatureImplemented(FEAT_MOPS) || sz != '00' then EndOfDecode(Decode_UNDEF);

SETParams memset;
memset.d = UInt(Rd);
memset.s = UInt(Rs);
memset.n = UInt(Rn);
constant bits(2) options = op2<1:0>;
constant boolean nontemporal = options<1> == '1';

case op2<3:2> of
  when '00' memset.stage = MOPSStage_Prologue;
  when '01' memset.stage = MOPSStage_Main;
  when '10' memset.stage = MOPSStage_Epilogue;
  otherwise EndOfDecode(Decode_UNDEF);
```

For information about the CONSTRAINED UNPREDICTABLE behavior of this instruction, see *Architectural Constraints on UNPREDICTABLE behaviors*, and particularly *Memory Copy and Memory Set SET** and *Crossing a page boundary with different memory types or Shareability attributes*.

Assembler Symbols

- <Xd>

For the "Prologue" variant: is the 64-bit name of the general-purpose register that holds the destination address and is updated by the instruction, encoded in the "Rd" field.
- For the "Epilogue" and "Main" variants: is the 64-bit name of the general-purpose register that holds an encoding of the destination address and for option B is updated by the instruction, encoded in the "Rd" field.
- <Xn>

For the "Prologue" variant: is the 64-bit name of the general-purpose register that holds the number of bytes to be set and is updated by the instruction, encoded in the "Rn" field.
- For the "Main" variant: is the 64-bit name of the general-purpose register that holds an encoding of the number of bytes to be set and is updated by the instruction, encoded in the "Rn" field.
- For the "Epilogue" variant: is the 64-bit name of the general-purpose register that holds the number of bytes to be set and is set to zero on completion of the instruction, encoded in the "Rn" field.
- <Xs>

Is the 64-bit name of the general-purpose register that holds the source data, encoded in the "Rs" field.


```

CheckMOPSEnabled();

CheckSETConstrainedUnpredictable(memset.n, memset.d, memset.s);

constant bits(8) data = X[memset.s, 8];
MOPSGlobalSize B;

memset.is_setg = FALSE;
memset.nzcv = PSTATE.<N,Z,C,V>;
memset.toaddress = X[memset.d, 64];
if memset.stage == MOPSTage\_Prologue then
    memset.setsize = UInt(X[memset.n, 64]);
else
    memset.setsize = SInt(X[memset.n, 64]);
memset.implements_option_a = SETOptionA();

constant boolean privileged = (if options<0> == '1' then AArch64.IsUnprivAccessPriv()
                                else PSTATE.EL != EL0);

constant AccessDescriptor accdesc = CreateAccDescMOPS(MemOp_STORE, privileged, nontemporal);

if memset.stage == MOPSTage\_Prologue then
    if memset.setsize > ArchMaxMOPSGlobalSize then
        memset.setsize = ArchMaxMOPSGlobalSize;

    if memset.implements_option_a then
        memset.nzcv = '0000';
        memset.toaddress = memset.toaddress + memset.setsize;
        memset.setsize = 0 - memset.setsize;
    else
        memset.nzcv = '0010';

memset.stagesetsize = MemSetStageSize(memset);

if memset.stage != MOPSTage\_Prologue then
    CheckMemSetParams(memset, options);

AddressDescriptor memaddrdesc;
PhysMemRetStatus memstatus;
integer memory_set;
boolean fault = FALSE;

if memset.implements_option_a then
    while memset.stagesetsize < 0 && !fault do
        // IMP DEF selection of the block size that is worked on. While many
        // implementations might make this constant, that is not assumed.
        B = SETSizeChoice(memset, 1);
        assert B <= -1 * memset.stagesetsize;

        (memory_set, memaddrdesc, memstatus) = MemSetBytes(memset.toaddress + memset.setsize,
                                                            data, B, accdesc);

        if memory_set != B then
            fault = TRUE;
        else
            memset.setsize = memset.setsize + B;
            memset.stagesetsize = memset.stagesetsize + B;
else
    while memset.stagesetsize > 0 && !fault do
        // IMP DEF selection of the block size that is worked on. While many
        // implementations might make this constant, that is not assumed.
        B = SETSizeChoice(memset, 1);
        assert B <= memset.stagesetsize;

        (memory_set, memaddrdesc, memstatus) = MemSetBytes(memset.toaddress, data, B, accdesc);

        if memory_set != B then
            fault = TRUE;
        else

```

```

    memset.toaddress      = memset.toaddress      + B;
    memset.setsize        = memset.setsize        - B;
    memset.stagesetsize   = memset.stagesetsize   - B;

```

```

UpdateSetRegisters(memset, fault, memory_set);

```

```

if fault then

```

```

    if IsFault(memaddrdesc) then
        AArch64.Abort(memaddrdesc.fault);

```

```

    else

```

```

        constant boolean iswrite = TRUE;

```

```

        HandleExternalAbort(memstatus, iswrite, memaddrdesc, B, accdesc);

```

```

if memset.stage == MOPSTage\_Prologue then

```

```

    PSTATE.<N,Z,C,V> = memset.nzcv;

```

Internal version only: aarchmrs v2025-03_rel, pseudocode v2025-03_rel ; Build timestamp: 2025-03-21T17:41

Copyright © 2010-2025 Arm Limited or its affiliates. All rights reserved. This document is Non-Confidential.

SETPT, SETMT, SETET

Memory set, unprivileged

These instructions set a required number of bytes in memory to the value in the least significant byte of the source data register. The prologue, main, and epilogue instructions are expected to be run in succession and to appear consecutively in memory: SETPT, then SETMT, and then SETET. SETPT performs some preconditioning of the arguments suitable for using the SETMT instruction, and sets an IMPLEMENTATION DEFINED portion of the requested number of bytes. SETMT sets a further IMPLEMENTATION DEFINED portion of the remaining bytes. SETET sets any final remaining bytes.

Note

The ability to set an IMPLEMENTATION DEFINED number of bytes allows an implementation to optimize how the bytes being set are divided between the different instructions.

For more information on exceptions specific to memory set instructions, see [Memory Copy and Memory Set exceptions](#).

The architecture supports two algorithms for the memory set: option A and option B. Which algorithm is used is IMPLEMENTATION DEFINED.

Note

Portable software should not assume that the choice of algorithm is constant.

For SETPT:

- If $Xn < 63$, the set size is saturated to $0x7FFFFFFFFFFFFFFF$.

On completion of SETPT, option A:

- Xn holds -1 times the number of bytes in the saturated set size remaining to be set.
- Xd holds the original Xd + saturated set size.
- PSTATE.{N,Z,C,V} are set to {0,0,0,0}.

On completion of SETPT, option B:

- Xn holds the number of bytes in the saturated set size remaining to be set.
- Xd holds the lowest address that has not been set.
- PSTATE.{N,Z,C,V} are set to {0,0,1,0}.

For SETMT, option A, when PSTATE.C = 0:

- Xn holds a signed 64-bit integer.
- Xn holds -1 times the number of bytes remaining to be set.
- Xd holds the lowest address to be set - Xn.
- On completion of the instruction, Xn holds -1 times the number of bytes remaining to be set.

For SETMT, option B, when PSTATE.C = 1:

- Xn holds the number of bytes remaining to be set.
- Xd holds the lowest address to be set.
- On completion of the instruction:
 - Xn holds the number of bytes remaining to be set.
 - Xd holds the lowest address that has not been set.

For SETET, option A, when PSTATE.C = 0:

- Xn holds a signed 64-bit integer.
- Xn holds -1 times the number of bytes remaining to be set.
- Xd holds the lowest address to be set - Xn.
- On completion of the instruction, Xn holds 0.

For SETET, option B, when PSTATE.C = 1:

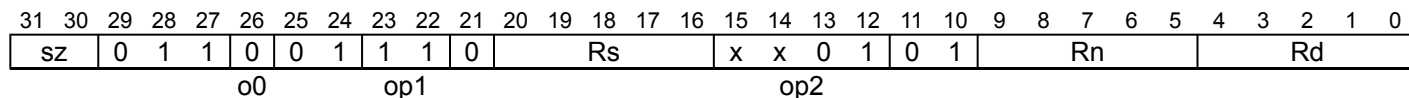
- Xn holds the number of bytes remaining to be set.
- Xd holds the lowest address to be set.
- On completion of the instruction:
 - Xn holds 0.
 - Xd holds the lowest address that has not been set.

Explicit Memory Write effects produced by the instruction behave as if the instruction was executed at EL0 if the *Effective value* of PSTATE.UAO is 0 and either:

- The instruction is executed at EL1.
- The instruction is executed at EL2 when the *Effective value* of HCR_EL2.{E2H, TGE} is {1, 1}.

Otherwise, the Explicit Memory Write effects operate with the restrictions determined by the Exception level at which the instruction is executed.

Integer (FEAT_MOPS)



Encoding for the Prologue variant

Applies when (op2 == 0001)

SETPT [<Xd>]!, <Xn>!, <Xs>

Encoding for the Main variant

Applies when (op2 == 0101)

SETMT [<Xd>]!, <Xn>!, <Xs>

Encoding for the Epilogue variant

Applies when (op2 == 1001)

SETET [<Xd>]!, <Xn>!, <Xs>

Decode for all variants of this encoding

```
if !IsFeatureImplemented(FEAT_MOPS) || sz != '00' then EndOfDecode(Decode_UNDEF);

SETParams memset;
memset.d = UInt(Rd);
memset.s = UInt(Rs);
memset.n = UInt(Rn);
constant bits(2) options = op2<1:0>;
constant boolean nontemporal = options<1> == '1';

case op2<3:2> of
  when '00' memset.stage = MOPSStage_Prologue;
  when '01' memset.stage = MOPSStage_Main;
  when '10' memset.stage = MOPSStage_Epilogue;
  otherwise EndOfDecode(Decode_UNDEF);
```

For information about the CONSTRAINED UNPREDICTABLE behavior of this instruction, see [Architectural Constraints on UNPREDICTABLE behaviors](#), and particularly [Memory Copy and Memory Set SET*](#) and [Crossing a page boundary with different memory types or Shareability attributes](#).

Assembler Symbols

- <Xd> For the "Prologue" variant: is the 64-bit name of the general-purpose register that holds the destination address and is updated by the instruction, encoded in the "Rd" field.

For the "Epilogue" and "Main" variants: is the 64-bit name of the general-purpose register that holds an encoding of the destination address and for option B is updated by the instruction, encoded in the "Rd" field.
- <Xn> For the "Prologue" variant: is the 64-bit name of the general-purpose register that holds the number of bytes to be set and is updated by the instruction, encoded in the "Rn" field.

For the "Main" variant: is the 64-bit name of the general-purpose register that holds an encoding of the number of bytes to be set and is updated by the instruction, encoded in the "Rn" field.

For the "Epilogue" variant: is the 64-bit name of the general-purpose register that holds the number of bytes to be set and is set to zero on completion of the instruction, encoded in the "Rn" field.
- <Xs> Is the 64-bit name of the general-purpose register that holds the source data, encoded in the "Rs" field.


```

CheckMOPSEnabled();

CheckSETConstrainedUnpredictable(memset.n, memset.d, memset.s);

constant bits(8) data = X[memset.s, 8];
MOPSGlobalSize B;

memset.is_setg = FALSE;
memset.nzcv = PSTATE.<N,Z,C,V>;
memset.toaddress = X[memset.d, 64];
if memset.stage == MOPSTage\_Prologue then
    memset.setsize = UInt(X[memset.n, 64]);
else
    memset.setsize = SInt(X[memset.n, 64]);
memset.implements_option_a = SETOptionA();

constant boolean privileged = (if options<0> == '1' then AArch64.IsUnprivAccessPriv()
                                else PSTATE.EL != EL0);

constant AccessDescriptor accdesc = CreateAccDescMOPS(MemOp_STORE, privileged, nontemporal);

if memset.stage == MOPSTage\_Prologue then
    if memset.setsize > ArchMaxMOPSGlobalSize then
        memset.setsize = ArchMaxMOPSGlobalSize;

    if memset.implements_option_a then
        memset.nzcv = '0000';
        memset.toaddress = memset.toaddress + memset.setsize;
        memset.setsize = 0 - memset.setsize;
    else
        memset.nzcv = '0010';

memset.stagesetsize = MemSetStageSize(memset);

if memset.stage != MOPSTage\_Prologue then
    CheckMemSetParams(memset, options);

AddressDescriptor memaddrdesc;
PhysMemRetStatus memstatus;
integer memory_set;
boolean fault = FALSE;

if memset.implements_option_a then
    while memset.stagesetsize < 0 && !fault do
        // IMP DEF selection of the block size that is worked on. While many
        // implementations might make this constant, that is not assumed.
        B = SETSizeChoice(memset, 1);
        assert B <= -1 * memset.stagesetsize;

        (memory_set, memaddrdesc, memstatus) = MemSetBytes(memset.toaddress + memset.setsize,
                                                            data, B, accdesc);

        if memory_set != B then
            fault = TRUE;
        else
            memset.setsize = memset.setsize + B;
            memset.stagesetsize = memset.stagesetsize + B;
else
    while memset.stagesetsize > 0 && !fault do
        // IMP DEF selection of the block size that is worked on. While many
        // implementations might make this constant, that is not assumed.
        B = SETSizeChoice(memset, 1);
        assert B <= memset.stagesetsize;

        (memory_set, memaddrdesc, memstatus) = MemSetBytes(memset.toaddress, data, B, accdesc);

        if memory_set != B then
            fault = TRUE;
        else

```

```

    memset.toaddress    = memset.toaddress    + B;
    memset.setsize      = memset.setsize      - B;
    memset.stagesetsize = memset.stagesetsize - B;

```

```

UpdateSetRegisters(memset, fault, memory_set);

```

```

if fault then

```

```

    if IsFault(memaddrdesc) then
        AArch64.Abort(memaddrdesc.fault);

```

```

    else

```

```

        constant boolean iswrite = TRUE;

```

```

        HandleExternalAbort(memstatus, iswrite, memaddrdesc, B, accdesc);

```

```

if memset.stage == MOPSTage\_Prologue then

```

```

    PSTATE.<N,Z,C,V> = memset.nzcv;

```

Internal version only: aarchmrs v2025-03_rel, pseudocode v2025-03_rel ; Build timestamp: 2025-03-21T17:41

Copyright © 2010-2025 Arm Limited or its affiliates. All rights reserved. This document is Non-Confidential.

SETPTN, SETMTN, SETETN

Memory set, unprivileged and non-temporal

These instructions set a required number of bytes in memory to the value in the least significant byte of the source data register. The prologue, main, and epilogue instructions are expected to be run in succession and to appear consecutively in memory: SETPTN, then SETMTN, and then SETETN. SETPTN performs some preconditioning of the arguments suitable for using the SETMTN instruction, and sets an IMPLEMENTATION DEFINED portion of the requested number of bytes. SETMTN sets a further IMPLEMENTATION DEFINED portion of the remaining bytes. SETETN sets any final remaining bytes.

Note

The ability to set an IMPLEMENTATION DEFINED number of bytes allows an implementation to optimize how the bytes being set are divided between the different instructions.

For more information on exceptions specific to memory set instructions, see [Memory Copy and Memory Set exceptions](#).

The architecture supports two algorithms for the memory set: option A and option B. Which algorithm is used is IMPLEMENTATION DEFINED.

Note

Portable software should not assume that the choice of algorithm is constant.

For SETPTN:

- If $Xn < 63$, the set size is saturated to $0x7FFFFFFFFFFFFFFF$.

On completion of SETPTN, option A:

- Xn holds -1 times the number of bytes in the saturated set size remaining to be set.
- Xd holds the original Xd + saturated set size.
- PSTATE.{N,Z,C,V} are set to {0,0,0,0}.

On completion of SETPTN, option B:

- Xn holds the number of bytes in the saturated set size remaining to be set.
- Xd holds the lowest address that has not been set.
- PSTATE.{N,Z,C,V} are set to {0,0,1,0}.

For SETMTN, option A, when PSTATE.C = 0:

- Xn holds a signed 64-bit integer.
- Xn holds -1 times the number of bytes remaining to be set.
- Xd holds the lowest address to be set - Xn.
- On completion of the instruction, Xn holds -1 times the number of bytes remaining to be set.

For SETMTN, option B, when PSTATE.C = 1:

- Xn holds the number of bytes remaining to be set.
- Xd holds the lowest address to be set.
- On completion of the instruction:
 - Xn holds the number of bytes remaining to be set.
 - Xd holds the lowest address that has not been set.

For SETETN, option A, when PSTATE.C = 0:

- Xn holds a signed 64-bit integer.
- Xn holds -1 times the number of bytes remaining to be set.
- Xd holds the lowest address to be set - Xn.
- On completion of the instruction, Xn holds 0.

For SETETN, option B, when PSTATE.C = 1:

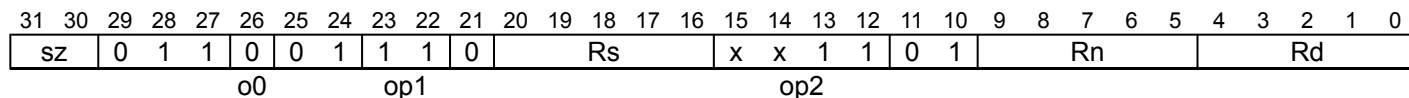
- Xn holds the number of bytes remaining to be set.
- Xd holds the lowest address to be set.
- On completion of the instruction:
 - Xn holds 0.
 - Xd holds the lowest address that has not been set.

Explicit Memory Write effects produced by the instruction behave as if the instruction was executed at EL0 if the *Effective value* of PSTATE.UAO is 0 and either:

- The instruction is executed at EL1.
- The instruction is executed at EL2 when the *Effective value* of HCR_EL2.{E2H, TGE} is {1, 1}.

Otherwise, the Explicit Memory Write effects operate with the restrictions determined by the Exception level at which the instruction is executed.

Integer (FEAT_MOPS)



Encoding for the Prologue variant

Applies when (op2 == 0011)

SETPTN [<Xd>]!, <Xn>!, <Xs>

Encoding for the Main variant

Applies when (op2 == 0111)

SETMTN [<Xd>]!, <Xn>!, <Xs>

Encoding for the Epilogue variant

Applies when (op2 == 1011)

SETETN [<Xd>]!, <Xn>!, <Xs>

Decode for all variants of this encoding

```
if !IsFeatureImplemented(FEAT_MOPS) || sz != '00' then EndOfDecode(Decode_UNDEF);

SETParams memset;
memset.d = UInt(Rd);
memset.s = UInt(Rs);
memset.n = UInt(Rn);
constant bits(2) options = op2<1:0>;
constant boolean nontemporal = options<1> == '1';

case op2<3:2> of
  when '00' memset.stage = MOPSStage_Prologue;
  when '01' memset.stage = MOPSStage_Main;
  when '10' memset.stage = MOPSStage_Epilogue;
  otherwise EndOfDecode(Decode_UNDEF);
```

For information about the CONSTRAINED UNPREDICTABLE behavior of this instruction, see [Architectural Constraints on UNPREDICTABLE behaviors](#), and particularly [Memory Copy and Memory Set SET*](#) and [Crossing a page boundary with different memory types or Shareability attributes](#).

Assembler Symbols

- <Xd> For the "Prologue" variant: is the 64-bit name of the general-purpose register that holds the destination address and is updated by the instruction, encoded in the "Rd" field.
- For the "Epilogue" and "Main" variants: is the 64-bit name of the general-purpose register that holds an encoding of the destination address and for option B is updated by the instruction, encoded in the "Rd" field.
- <Xn> For the "Prologue" variant: is the 64-bit name of the general-purpose register that holds the number of bytes to be set and is updated by the instruction, encoded in the "Rn" field.
- For the "Main" variant: is the 64-bit name of the general-purpose register that holds an encoding of the number of bytes to be set and is updated by the instruction, encoded in the "Rn" field.
- For the "Epilogue" variant: is the 64-bit name of the general-purpose register that holds the number of bytes to be set and is set to zero on completion of the instruction, encoded in the "Rn" field.
- <Xs> Is the 64-bit name of the general-purpose register that holds the source data, encoded in the "Rs" field.


```

CheckMOPSEnabled();

CheckSETConstrainedUnpredictable(memset.n, memset.d, memset.s);

constant bits(8) data = X[memset.s, 8];
MOPSGlobalSize B;

memset.is_setg = FALSE;
memset.nzcv = PSTATE.<N,Z,C,V>;
memset.toaddress = X[memset.d, 64];
if memset.stage == MOPSTage\_Prologue then
    memset.setsize = UInt(X[memset.n, 64]);
else
    memset.setsize = SInt(X[memset.n, 64]);
memset.implements_option_a = SETOptionA();

constant boolean privileged = (if options<0> == '1' then AArch64.IsUnprivAccessPriv()
                                else PSTATE.EL != EL0);

constant AccessDescriptor accdesc = CreateAccDescMOPS(MemOp_STORE, privileged, nontemporal);

if memset.stage == MOPSTage\_Prologue then
    if memset.setsize > ArchMaxMOPSGlobalSize then
        memset.setsize = ArchMaxMOPSGlobalSize;

    if memset.implements_option_a then
        memset.nzcv = '0000';
        memset.toaddress = memset.toaddress + memset.setsize;
        memset.setsize = 0 - memset.setsize;
    else
        memset.nzcv = '0010';

memset.stagesetsize = MemSetStageSize(memset);

if memset.stage != MOPSTage\_Prologue then
    CheckMemSetParams(memset, options);

AddressDescriptor memaddrdesc;
PhysMemRetStatus memstatus;
integer memory_set;
boolean fault = FALSE;

if memset.implements_option_a then
    while memset.stagesetsize < 0 && !fault do
        // IMP DEF selection of the block size that is worked on. While many
        // implementations might make this constant, that is not assumed.
        B = SETSizeChoice(memset, 1);
        assert B <= -1 * memset.stagesetsize;

        (memory_set, memaddrdesc, memstatus) = MemSetBytes(memset.toaddress + memset.setsize,
                                                            data, B, accdesc);

        if memory_set != B then
            fault = TRUE;
        else
            memset.setsize = memset.setsize + B;
            memset.stagesetsize = memset.stagesetsize + B;
else
    while memset.stagesetsize > 0 && !fault do
        // IMP DEF selection of the block size that is worked on. While many
        // implementations might make this constant, that is not assumed.
        B = SETSizeChoice(memset, 1);
        assert B <= memset.stagesetsize;

        (memory_set, memaddrdesc, memstatus) = MemSetBytes(memset.toaddress, data, B, accdesc);

        if memory_set != B then
            fault = TRUE;
        else

```

```

    memset.toaddress      = memset.toaddress      + B;
    memset.setsize        = memset.setsize        - B;
    memset.stagesetsize   = memset.stagesetsize   - B;

```

```

UpdateSetRegisters(memset, fault, memory_set);

```

```

if fault then

```

```

    if IsFault(memaddrdesc) then
        AArch64.Abort(memaddrdesc.fault);

```

```

    else

```

```

        constant boolean iswrite = TRUE;

```

```

        HandleExternalAbort(memstatus, iswrite, memaddrdesc, B, accdesc);

```

```

if memset.stage == MOPSTage\_Prologue then

```

```

    PSTATE.<N,Z,C,V> = memset.nzcv;

```

Internal version only: aarchmrs v2025-03_rel, pseudocode v2025-03_rel ; Build timestamp: 2025-03-21T17:41

Copyright © 2010-2025 Arm Limited or its affiliates. All rights reserved. This document is Non-Confidential.

SEV

Send event

This instruction is a hint instruction that causes an event to be signaled to all PEs in the multiprocessor system. For more information, see [Wait for Event mechanism and Send event](#).

31	30	29	28	27	26	25	24	23	22	21	20	19	18	17	16	15	14	13	12	11	10	9	8	7	6	5	4	3	2	1	0
1	1	0	1	0	1	0	1	0	0	0	0	0	0	1	1	0	0	1	0	0	0	0	0	1	0	0	1	1	1	1	1
												CRm				op2															

Encoding

SEV

Decode for this encoding

// Empty.

Operation

[SendEvent](#) ();

SEVL

Send event local

This instruction is a hint instruction that causes an event to be signaled locally without requiring the event to be signaled to other PEs in the multiprocessor system. It can prime a wait-loop that starts with a WFE instruction.

31	30	29	28	27	26	25	24	23	22	21	20	19	18	17	16	15	14	13	12	11	10	9	8	7	6	5	4	3	2	1	0
1	1	0	1	0	1	0	1	0	0	0	0	0	0	1	1	0	0	1	0	0	0	0	0	1	0	1	1	1	1	1	1
																CRm				op2											

Encoding

SEVL

Decode for this encoding

// Empty.

Operation

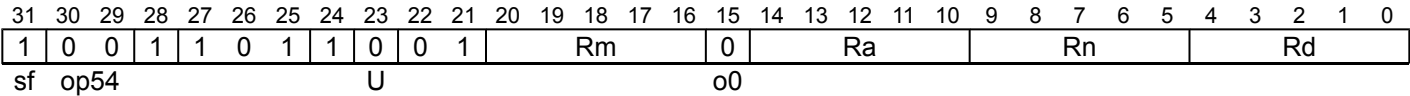
[SendEventLocal](#) ();

SMADDL

Signed multiply-add long

This instruction multiplies two 32-bit register values, adds a 64-bit register value, and writes the result to the 64-bit destination register.

This instruction is used by the alias [SMULL](#).



Encoding

SMADDL <Xd>, <Wn>, <Wm>, <Xa>

Decode for this encoding

```
constant integer d = UInt(Rd);
constant integer n = UInt(Rn);
constant integer m = UInt(Rm);
constant integer a = UInt(Ra);
```

Assembler Symbols

- <Xd> Is the 64-bit name of the general-purpose destination register, encoded in the "Rd" field.
- <Wn> Is the 32-bit name of the first general-purpose source register holding the multiplicand, encoded in the "Rn" field.
- <Wm> Is the 32-bit name of the second general-purpose source register holding the multiplier, encoded in the "Rm" field.
- <Xa> Is the 64-bit name of the third general-purpose source register holding the addend, encoded in the "Ra" field.

Alias Conditions

Alias	Is preferred when
SMULL	Ra == '11111'

Operation

```
constant bits(32) operand1 = X[n, 32];
constant bits(32) operand2 = X[m, 32];
constant bits(64) operand3 = X[a, 64];

constant integer result = SInt(operand3) + (SInt(operand1) * SInt(operand2));

X[d, 64] = result<63:0>;
```

Operational information

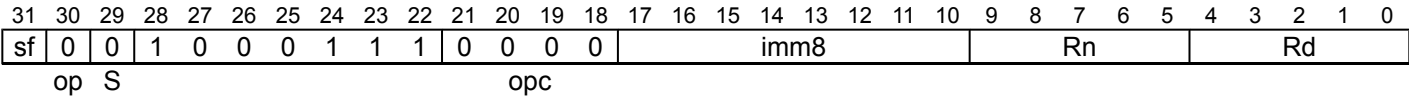
- If PSTATE.DIT is 1:
- The execution time of this instruction is independent of:
 - The values of the data supplied in any of its registers.
 - The values of the NZCV flags.
 - The response of this instruction to asynchronous exceptions does not vary based on:
 - The values of the data supplied in any of its registers.
 - The values of the NZCV flags.

SMAX (immediate)

Signed maximum (immediate)

This instruction determines the signed maximum of the source register value and immediate, and writes the result to the destination register.

Integer (FEAT_CSSC)



Encoding for the 32-bit variant

Applies when (sf == 0)

```
SMAX <Wd>, <Wn>, #<sim>
```

Encoding for the 64-bit variant

Applies when (sf == 1)

```
SMAX <Xd>, <Xn>, #<sim>
```

Decode for all variants of this encoding

```
if !IsFeatureImplemented(FEAT_CSSC) then EndOfDecode(Decode_UNDEF);
constant integer d = UInt(Rd);
constant integer n = UInt(Rn);
constant integer datasize = 32 << UInt(sf);
constant integer imm = SInt(imm8);
```

Assembler Symbols

- <Wd> Is the 32-bit name of the general-purpose destination register, encoded in the "Rd" field.
- <Wn> Is the 32-bit name of the general-purpose source register, encoded in the "Rn" field.
- <sim> Is a signed immediate, in the range -128 to 127, encoded in the "imm8" field.
- <Xd> Is the 64-bit name of the general-purpose destination register, encoded in the "Rd" field.
- <Xn> Is the 64-bit name of the general-purpose source register, encoded in the "Rn" field.

Operation

```
constant bits(datasize) operand1 = X[n, datasize];
constant integer result = Max(SInt(operand1), imm);
X[d, datasize] = result<datasize-1:0>;
```

Operational information

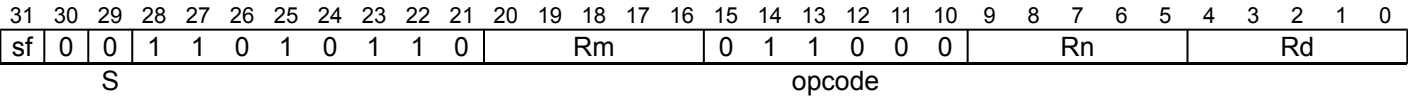
- If PSTATE.DIT is 1:
- The execution time of this instruction is independent of:
 - The values of the data supplied in any of its registers.
 - The values of the NZCV flags.
 - The response of this instruction to asynchronous exceptions does not vary based on:
 - The values of the data supplied in any of its registers.
 - The values of the NZCV flags.

SMAX (register)

Signed maximum (register)

This instruction determines the signed maximum of the two source register values and writes the result to the destination register.

Integer (FEAT_CSSC)



Encoding for the 32-bit variant

Applies when (sf == 0)

SMAX <Wd>, <Wn>, <Wm>

Encoding for the 64-bit variant

Applies when (sf == 1)

SMAX <Xd>, <Xn>, <Xm>

Decode for all variants of this encoding

```
if !IsFeatureImplemented(FEAT_CSSC) then EndOfDecode(Decode_UNDEF);
constant integer d = UInt(Rd);
constant integer n = UInt(Rn);
constant integer m = UInt(Rm);
constant integer datasize = 32 << UInt(sf);
```

Assembler Symbols

- <Wd> Is the 32-bit name of the general-purpose destination register, encoded in the "Rd" field.
- <Wn> Is the 32-bit name of the first general-purpose source register, encoded in the "Rn" field.
- <Wm> Is the 32-bit name of the second general-purpose source register, encoded in the "Rm" field.
- <Xd> Is the 64-bit name of the general-purpose destination register, encoded in the "Rd" field.
- <Xn> Is the 64-bit name of the first general-purpose source register, encoded in the "Rn" field.
- <Xm> Is the 64-bit name of the second general-purpose source register, encoded in the "Rm" field.

Operation

```
constant bits(datasize) operand1 = X[n, datasize];
constant bits(datasize) operand2 = X[m, datasize];
constant integer result = Max(SInt(operand1), SInt(operand2));
X[d, datasize] = result<datasize-1:0>;
```

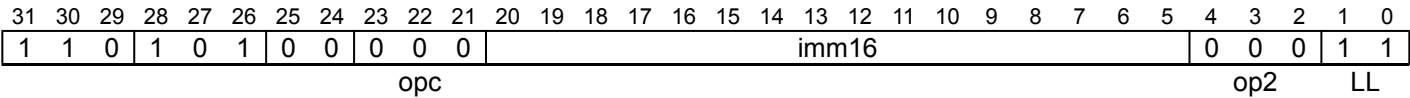
Operational information

- If PSTATE.DIT is 1:
- The execution time of this instruction is independent of:
 - The values of the data supplied in any of its registers.
 - The values of the NZCV flags.
 - The response of this instruction to asynchronous exceptions does not vary based on:
 - The values of the data supplied in any of its registers.
 - The values of the NZCV flags.

SMC

Secure monitor call

This instruction causes an exception to EL3.
SMC is available only for software executing at EL1 or higher. It is UNDEFINED in EL0.
If the values of HCR_EL2.TSC and SCR_EL3.SMD are both 0, execution of an SMC instruction at EL1 or higher generates a Secure Monitor Call exception, recording it in *ESR_ELx*, using the EC syndrome value 0x17, that is taken to EL3.
If the value of HCR_EL2.TSC is 1 and EL2 is enabled in the current Security state, execution of an SMC instruction at EL1 generates an exception that is taken to EL2, regardless of the value of SCR_EL3.SMD.
If the value of HCR_EL2.TSC is 0 and the value of SCR_EL3.SMD is 1, the SMC instruction is UNDEFINED.



Encoding

SMC #<imm>

Decode for this encoding

```
constant bits(16) imm = imm16;
```

Assembler Symbols

<imm> Is a 16-bit unsigned immediate, in the range 0 to 65535, encoded in the "imm16" field.

Operation

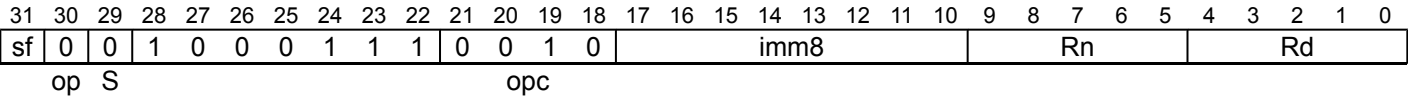
```
if PSTATE.EL == EL0 then UNDEFINED;
AArch64.CheckForSMCUndefOrTrap(imm);
AArch64.CallSecureMonitor(imm);
```


SMIN (immediate)

Signed minimum (immediate)

This instruction determines the signed minimum of the source register value and immediate, and writes the result to the destination register.

Integer (FEAT_CSSC)



Encoding for the 32-bit variant

Applies when (sf == 0)

```
SMIN <Wd>, <Wn>, #<sim>
```

Encoding for the 64-bit variant

Applies when (sf == 1)

```
SMIN <Xd>, <Xn>, #<sim>
```

Decode for all variants of this encoding

```
if !IsFeatureImplemented(FEAT_CSSC) then EndOfDecode(Decode_UNDEF);
constant integer d = UInt(Rd);
constant integer n = UInt(Rn);
constant integer datasize = 32 << UInt(sf);
constant integer imm = SInt(imm8);
```

Assembler Symbols

- <Wd> Is the 32-bit name of the general-purpose destination register, encoded in the "Rd" field.
- <Wn> Is the 32-bit name of the general-purpose source register, encoded in the "Rn" field.
- <sim> Is a signed immediate, in the range -128 to 127, encoded in the "imm8" field.
- <Xd> Is the 64-bit name of the general-purpose destination register, encoded in the "Rd" field.
- <Xn> Is the 64-bit name of the general-purpose source register, encoded in the "Rn" field.

Operation

```
constant bits(datasize) operand1 = X[n, datasize];
constant integer result = Min(SInt(operand1), imm);
X[d, datasize] = result<datasize-1:0>;
```

Operational information

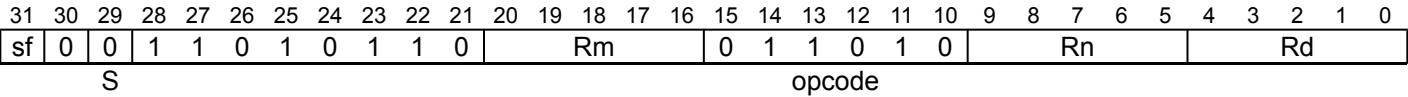
- If PSTATE.DIT is 1:
- The execution time of this instruction is independent of:
 - The values of the data supplied in any of its registers.
 - The values of the NZCV flags.
 - The response of this instruction to asynchronous exceptions does not vary based on:
 - The values of the data supplied in any of its registers.
 - The values of the NZCV flags.

SMIN (register)

Signed minimum (register)

This instruction determines the signed minimum of the two source register values and writes the result to the destination register.

Integer (FEAT_CSSC)



Encoding for the 32-bit variant

Applies when (sf == 0)

SMIN <Wd>, <Wn>, <Wm>

Encoding for the 64-bit variant

Applies when (sf == 1)

SMIN <Xd>, <Xn>, <Xm>

Decode for all variants of this encoding

```
if !IsFeatureImplemented(FEAT_CSSC) then EndOfDecode(Decode_UNDEF);
constant integer d = UInt(Rd);
constant integer n = UInt(Rn);
constant integer m = UInt(Rm);
constant integer datasize = 32 << UInt(sf);
```

Assembler Symbols

- <Wd> Is the 32-bit name of the general-purpose destination register, encoded in the "Rd" field.
- <Wn> Is the 32-bit name of the first general-purpose source register, encoded in the "Rn" field.
- <Wm> Is the 32-bit name of the second general-purpose source register, encoded in the "Rm" field.
- <Xd> Is the 64-bit name of the general-purpose destination register, encoded in the "Rd" field.
- <Xn> Is the 64-bit name of the first general-purpose source register, encoded in the "Rn" field.
- <Xm> Is the 64-bit name of the second general-purpose source register, encoded in the "Rm" field.

Operation

```
constant bits(datasize) operand1 = X[n, datasize];
constant bits(datasize) operand2 = X[m, datasize];
constant integer result = Min(SInt(operand1), SInt(operand2));
X[d, datasize] = result<datasize-1:0>;
```

Operational information

- If PSTATE.DIT is 1:
- The execution time of this instruction is independent of:
 - The values of the data supplied in any of its registers.
 - The values of the NZCV flags.
 - The response of this instruction to asynchronous exceptions does not vary based on:
 - The values of the data supplied in any of its registers.
 - The values of the NZCV flags.

SMNEGL

Signed multiply-negate long

This instruction multiplies two 32-bit register values, negates the product, and writes the result to the 64-bit destination register.

This is an alias of [SMSUBL](#). This means:

- The encodings in this description are named to match the encodings of [SMSUBL](#).
- The description of [SMSUBL](#) gives the operational pseudocode, any CONSTRAINED UNPREDICTABLE behavior, and any operational information for this instruction.

31	30	29	28	27	26	25	24	23	22	21	20	19	18	17	16	15	14	13	12	11	10	9	8	7	6	5	4	3	2	1	0
1	0	0	1	1	0	1	1	0	0	1	Rm				1	1	1	1	1	1	Rn				Rd						
sf				op54				U				o0				Ra															

Encoding

SMNEGL <Xd>, <Wn>, <Wm>

is equivalent to

[SMSUBL](#) <Xd>, <Wn>, <Wm>, XZR

and is always the preferred disassembly.

Assembler Symbols

- <Xd> Is the 64-bit name of the general-purpose destination register, encoded in the "Rd" field.
- <Wn> Is the 32-bit name of the first general-purpose source register holding the multiplicand, encoded in the "Rn" field.
- <Wm> Is the 32-bit name of the second general-purpose source register holding the multiplier, encoded in the "Rm" field.

Operation

The description of [SMSUBL](#) gives the operational pseudocode for this instruction.

Operational information

If PSTATE.DIT is 1:

- The execution time of this instruction is independent of:
 - The values of the data supplied in any of its registers.
 - The values of the NZCV flags.
- The response of this instruction to asynchronous exceptions does not vary based on:
 - The values of the data supplied in any of its registers.
 - The values of the NZCV flags.

Internal version only: aarchmrs v2025-03_rel, pseudocode v2025-03_rel ; Build timestamp: 2025-03-21T17:41

Copyright © 2010-2025 Arm Limited or its affiliates. All rights reserved. This document is Non-Confidential.

SMSTART

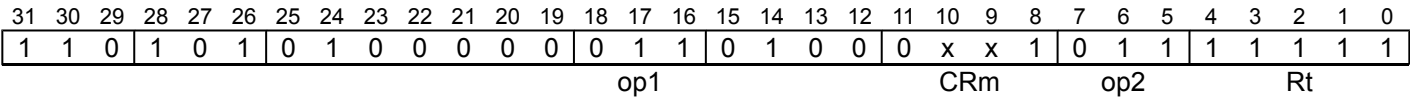
Enables access to Streaming SVE mode and SME architectural state

This instruction enables access to Streaming SVE mode and SME architectural state.
SMSTART enters Streaming SVE mode, and enables the SME ZA storage.
SMSTART SM enters Streaming SVE mode, but does not enable the SME ZA storage.
SMSTART ZA enables the SME ZA storage, but does not cause an entry to Streaming SVE mode.

This is an alias of [MSR \(immediate\)](#). This means:

- The encodings in this description are named to match the encodings of [MSR \(immediate\)](#).
- The description of [MSR \(immediate\)](#) gives the operational pseudocode, any CONSTRAINED UNPREDICTABLE behavior, and any operational information for this instruction.

System
(FEAT_SME)



Encoding

SMSTART {<option>}

is equivalent to

[MSR <pstatefield>](#), #1

and is always the preferred disassembly.

Assembler Symbols

<option> Is an optional mode, encoded in “CRm<2:1>”:

CRm<2:1>	<option>	Description
00	RESERVED	
01	SM	Maps to <pstatefield> SVCRRSM.
10	ZA	Maps to <pstatefield> SVCRRZA.
11	[absent]	Maps to <pstatefield> SVCRRSMZA.

Operation

The description of [MSR \(immediate\)](#) gives the operational pseudocode for this instruction.

SMSTOP

Disables access to Streaming SVE mode and SME architectural state

This instruction disables access to Streaming SVE mode and SME architectural state.
SMSTOP exits Streaming SVE mode, and disables the SME ZA storage.
SMSTOP SM exits Streaming SVE mode, but does not disable the SME ZA storage.
SMSTOP ZA disables the SME ZA storage, but does not cause an exit from Streaming SVE mode.

This is an alias of [MSR \(immediate\)](#). This means:

- The encodings in this description are named to match the encodings of [MSR \(immediate\)](#).
- The description of [MSR \(immediate\)](#) gives the operational pseudocode, any CONSTRAINED UNPREDICTABLE behavior, and any operational information for this instruction.

System (FEAT_SME)

31	30	29	28	27	26	25	24	23	22	21	20	19	18	17	16	15	14	13	12	11	10	9	8	7	6	5	4	3	2	1	0
1	1	0	1	0	1	0	1	0	0	0	0	0	0	1	1	0	1	0	0	0	x	x	0	0	1	1	1	1	1	1	1
op1													CRm				op2			Rt											

Encoding

SMSTOP {<option>}

is equivalent to

MSR <pstatefield>, #0

and is always the preferred disassembly.

Assembler Symbols

<option> Is an optional mode, encoded in “CRm<2:1>”:

CRm<2:1>	<option>	Description
00	RESERVED	
01	SM	Maps to <pstatefield> SVCRRSM.
10	ZA	Maps to <pstatefield> SVCRRZA.
11	[absent]	Maps to <pstatefield> SVCRRSMZA.

Operation

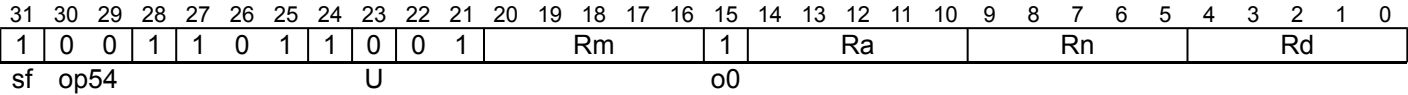
The description of [MSR \(immediate\)](#) gives the operational pseudocode for this instruction.

SMSUBL

Signed multiply-subtract long

This instruction multiplies two 32-bit register values, subtracts the product from a 64-bit register value, and writes the result to the 64-bit destination register.

This instruction is used by the alias [SMNEGL](#).



Encoding

SMSUBL <Xd>, <Wn>, <Wm>, <Xa>

Decode for this encoding

```
constant integer d = UInt(Rd);
constant integer n = UInt(Rn);
constant integer m = UInt(Rm);
constant integer a = UInt(Ra);
```

Assembler Symbols

- <Xd> Is the 64-bit name of the general-purpose destination register, encoded in the "Rd" field.
- <Wn> Is the 32-bit name of the first general-purpose source register holding the multiplicand, encoded in the "Rn" field.
- <Wm> Is the 32-bit name of the second general-purpose source register holding the multiplier, encoded in the "Rm" field.
- <Xa> Is the 64-bit name of the third general-purpose source register holding the minuend, encoded in the "Ra" field.

Alias Conditions

Alias	Is preferred when
SMNEGL	Ra == '11111'

Operation

```
constant bits(32) operand1 = X[n, 32];
constant bits(32) operand2 = X[m, 32];
constant bits(64) operand3 = X[a, 64];

constant integer result = SInt(operand3) - (SInt(operand1) * SInt(operand2));
X[d, 64] = result<63:0>;
```

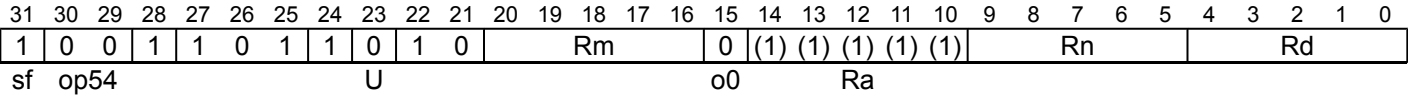
Operational information

- If PSTATE.DIT is 1:
- The execution time of this instruction is independent of:
 - The values of the data supplied in any of its registers.
 - The values of the NZCV flags.
 - The response of this instruction to asynchronous exceptions does not vary based on:
 - The values of the data supplied in any of its registers.
 - The values of the NZCV flags.

SMULH

Signed multiply high

This instruction multiplies two 64-bit register values, and writes bits[127:64] of the 128-bit result to the 64-bit destination register.



Encoding

SMULH <Xd>, <Xn>, <Xm>

Decode for this encoding

```
constant integer d = UInt(Rd);
constant integer n = UInt(Rn);
constant integer m = UInt(Rm);
```

Assembler Symbols

- <Xd> Is the 64-bit name of the general-purpose destination register, encoded in the "Rd" field.
- <Xn> Is the 64-bit name of the first general-purpose source register holding the multiplicand, encoded in the "Rn" field.
- <Xm> Is the 64-bit name of the second general-purpose source register holding the multiplier, encoded in the "Rm" field.

Operation

```
constant bits(64) operand1 = X[n, 64];
constant bits(64) operand2 = X[m, 64];

constant integer result = SInt(operand1) * SInt(operand2);

X[d, 64] = result<127:64>;
```

Operational information

- If PSTATE.DIT is 1:
- The execution time of this instruction is independent of:
 - The values of the data supplied in any of its registers.
 - The values of the NZCV flags.
 - The response of this instruction to asynchronous exceptions does not vary based on:
 - The values of the data supplied in any of its registers.
 - The values of the NZCV flags.

SMULL

Signed multiply long

This instruction multiplies two 32-bit register values, and writes the result to the 64-bit destination register.

This is an alias of [SMADDL](#). This means:

- The encodings in this description are named to match the encodings of [SMADDL](#).
- The description of [SMADDL](#) gives the operational pseudocode, any CONSTRAINED UNPREDICTABLE behavior, and any operational information for this instruction.

31	30	29	28	27	26	25	24	23	22	21	20	19	18	17	16	15	14	13	12	11	10	9	8	7	6	5	4	3	2	1	0
1	0	0	1	1	0	1	1	0	0	1	Rm				0	1	1	1	1	1	Rn				Rd						
sf				op54				U				o0				Ra															

Encoding

SMULL <Xd>, <Wn>, <Wm>

is equivalent to

SMADDL <Xd>, <Wn>, <Wm>, XZR

and is always the preferred disassembly.

Assembler Symbols

- <Xd> Is the 64-bit name of the general-purpose destination register, encoded in the "Rd" field.
- <Wn> Is the 32-bit name of the first general-purpose source register holding the multiplicand, encoded in the "Rn" field.
- <Wm> Is the 32-bit name of the second general-purpose source register holding the multiplier, encoded in the "Rm" field.

Operation

The description of [SMADDL](#) gives the operational pseudocode for this instruction.

Operational information

If PSTATE.DIT is 1:

- The execution time of this instruction is independent of:
 - The values of the data supplied in any of its registers.
 - The values of the NZCV flags.
- The response of this instruction to asynchronous exceptions does not vary based on:
 - The values of the data supplied in any of its registers.
 - The values of the NZCV flags.

Internal version only: aarchmrs v2025-03_rel, pseudocode v2025-03_rel ; Build timestamp: 2025-03-21T17:41

Copyright © 2010-2025 Arm Limited or its affiliates. All rights reserved. This document is Non-Confidential.

SSBB

Speculative store bypass barrier

This instruction is a memory barrier that prevents speculative loads from bypassing earlier stores to the same virtual address under certain conditions. For more information and details of the semantics, see *Speculative Store Bypass Barrier (SSBB)*.

This is an alias of [DSB](#). This means:

- The encodings in this description are named to match the encodings of [DSB](#).
- The description of [DSB](#) gives the operational pseudocode, any CONSTRAINED UNPREDICTABLE behavior, and any operational information for this instruction.

31	30	29	28	27	26	25	24	23	22	21	20	19	18	17	16	15	14	13	12	11	10	9	8	7	6	5	4	3	2	1	0				
1	1	0	1	0	1	0	1	0	0	0	0	0	0	1	1	0	0	1	1	0	0	0	0	1	0	0	1	1	1	1	1				
																				CRm				opc				Rt							

Encoding

SSBB

is equivalent to

[DSB](#) #0

and is always the preferred disassembly.

Operation

The description of [DSB](#) gives the operational pseudocode for this instruction.

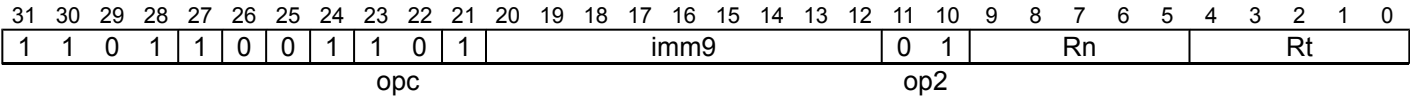
ST2G

Store Allocation Tags

This instruction stores an Allocation Tag to two Tag Granules of memory. The address used for the store is calculated from the base register and an immediate signed offset scaled by the Tag Granule. The Allocation Tag is calculated from the Logical Address Tag in the source register. This instruction generates an Unchecked access.

It has encodings from 3 classes: [Post-index](#) , [Pre-index](#) and [Signed offset](#)

Post-index (FEAT_MTE)



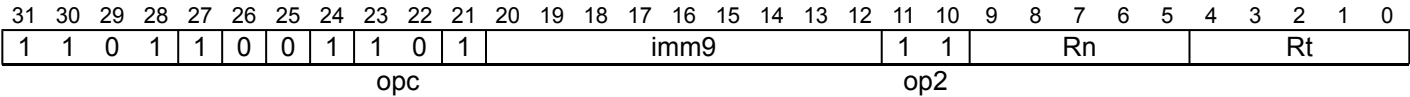
Encoding

ST2G <Xt|SP>, [<Xn|SP>], #<simm>

Decode for this encoding

```
if !IsFeatureImplemented(FEAT_MTE) then EndOfDecode(Decode_UNDEF);
constant integer t = UInt(Rt);
constant integer n = UInt(Rn);
constant bits(64) offset = LSL(SignExtend(imm9, 64), LOG2_TAG_GRANULE);
constant boolean writeback = TRUE;
constant boolean postindex = TRUE;
```

Pre-index (FEAT_MTE)



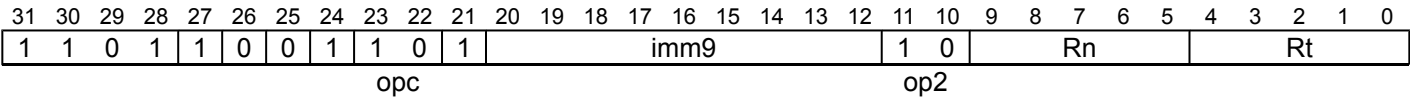
Encoding

ST2G <Xt|SP>, [<Xn|SP>], #<simm>]!

Decode for this encoding

```
if !IsFeatureImplemented(FEAT_MTE) then EndOfDecode(Decode_UNDEF);
constant integer t = UInt(Rt);
constant integer n = UInt(Rn);
constant bits(64) offset = LSL(SignExtend(imm9, 64), LOG2_TAG_GRANULE);
constant boolean writeback = TRUE;
constant boolean postindex = FALSE;
```

Signed offset (FEAT_MTE)



Encoding

ST2G <Xt|SP>, [<Xn|SP>{, #<sim>}]

Decode for this encoding

```
if !IsFeatureImplemented(FEAT_MTE) then EndOfDecode(Decode_UNDEF);
constant integer t = UInt(Rt);
constant integer n = UInt(Rn);
constant bits(64) offset = LSL(SignExtend(imm9, 64), LOG2_TAG_GRANULE);
constant boolean writeback = FALSE;
constant boolean postindex = FALSE;
```

Assembler Symbols

- <Xt|SP> Is the 64-bit name of the general-purpose source register or stack pointer, encoded in the "Rt" field.
- <Xn|SP> Is the 64-bit name of the general-purpose base register or stack pointer, encoded in the "Rn" field.
- <sim> Is the optional signed immediate offset, a multiple of 16 in the range -4096 to 4080, defaulting to 0 and encoded in the "imm9" field.

Operation

```
bits(64) address;
bits(64) address2;
constant bits(64) data = if t == 31 then SP[64] else X[t, 64];
constant bits(4) tag = AArch64.AllocationTagFromAddress(data);

if n == 31 then
    CheckSPAlignment();
    address = SP[64];
else
    address = X[n, 64];

constant boolean stzgm = FALSE;
constant AccessDescriptor accdesc = CreateAccDescLDGSTG(MemOp_STORE, stzgm);

if !postindex then
    address = AddressAdd(address, offset, accdesc);

address2 = AddressIncrement(address, TAG_GRANULE, accdesc);

AArch64.MemTag[address, accdesc] = tag;
AArch64.MemTag[address2, accdesc] = tag;

if writeback then
    if postindex then
        address = AddressAdd(address, offset, accdesc);

    if n == 31 then
        SP[64] = address;
    else
        X[n, 64] = address;
```

Internal version only: aarchmrs v2025-03_rel, pseudocode v2025-03_rel ; Build timestamp: 2025-03-21T17:41

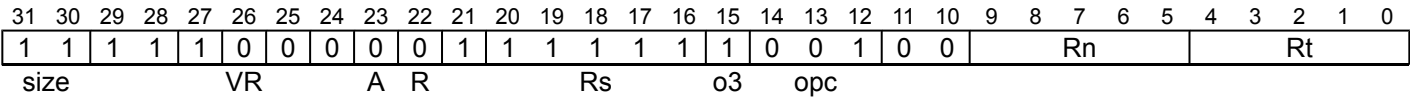
Copyright © 2010-2025 Arm Limited or its affiliates. All rights reserved. This document is Non-Confidential.

ST64B

Single-copy atomic 64-byte store without status result

This instruction stores eight 64-bit doublewords from consecutive registers to a memory location. The store starts at register Xt, with the data being formed as Data<511:0> = X(t+7):X(t+6):X(t+5):X(t+4):X(t+3):X(t+2):X(t+1):Xt. The data is stored atomically and is required to be 64-byte aligned. It is IMPLEMENTATION DEFINED which memory locations support this instruction. A memory location that supports ST64B also supports LD64B. For more information, including about the memory types accessible and how the accesses are performed, see [Single-copy atomic 64-byte load/store](#).

Integer (FEAT_LS64)



Encoding

ST64B <Xt>, [<Xn|SP> {, #0}]

Decode for this encoding

```
if !IsFeatureImplemented(FEAT_LS64) then EndOfDecode(Decode_UNDEF);
if Rt<4:3> == '11' || Rt<0> == '1' then EndOfDecode(Decode_UNDEF);
constant boolean withstatus = FALSE;
constant integer s = UInt(Rs);
constant integer t = UInt(Rt);
constant integer n = UInt(Rn);
constant boolean tagchecked = n != 31;
```

For information about the CONSTRAINED UNPREDICTABLE behavior of this instruction, see [Architectural Constraints on UNPREDICTABLE behaviors](#), and particularly [ST64B](#).

Assembler Symbols

- <Xt> Is the 64-bit name of the first general-purpose register to be transferred, encoded in the "Rt" field.
- <Xn|SP> Is the 64-bit name of the general-purpose base register or stack pointer, encoded in the "Rn" field.

Operation

```
CheckLDST64BEnabled();

bits(512) data;
bits(64) address;
bits(64) value;

constant AccessDescriptor accdesc = CreateAccDescLS64(MemOp_STORE, withstatus, tagchecked);

for i = 0 to 7
    value = X[t+i, 64];
    if BigEndian(accdesc.acctype) then value = BigEndianReverse(value);
    data<63+64*i : 64*i> = value;

if n == 31 then
    CheckSPAlignment();
    address = SP[64];
else
    address = X[n, 64];

MemStore64B(address, data, accdesc);
```

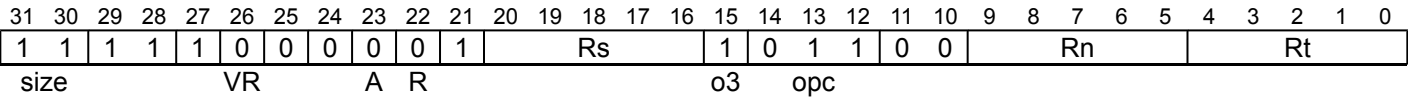

ST64BV

Single-copy atomic 64-byte store with status result

This instruction stores eight 64-bit doublewords from consecutive registers to a memory location, and writes the status result of the store to a register. The store starts at register Xt, with the data being formed as Data<511:0> = X(t+7):X(t+6):X(t+5):X(t+4):X(t+3):X(t+2):X(t+1):Xt. The data is stored atomically and is required to be 64-byte aligned.

It is IMPLEMENTATION DEFINED which memory locations support this instruction. A memory location that supports ST64BV also supports ST64BV0. For more information, including about the memory types accessible and how the accesses are performed, see [Single-copy atomic 64-byte load/store](#).

Integer
(FEAT_LS64_V)



Encoding

ST64BV <Xs>, <Xt>, [<Xn|SP>]

Decode for this encoding

```
if !IsFeatureImplemented(FEAT_LS64_V) then EndOfDecode(Decode_UNDEF);
if Rt<4:3> == '11' || Rt<0> == '1' then EndOfDecode(Decode_UNDEF);
constant boolean withstatus = TRUE;
constant integer s = UInt(Rs);
constant integer t = UInt(Rt);
constant integer n = UInt(Rn);
constant boolean tagchecked = n != 31;
```

Assembler Symbols

- <Xs>

Is the 64-bit name of the general-purpose register into which the status result of this instruction is written, encoded in the "Rs" field.
The value returned is:
0xFFFFFFFF_FFFFFFFF
If the memory location accessed does not support this instruction. In this case, the value at the memory location is UNKNOWN.

!= 0xFFFFFFFF_FFFFFFFF
If the memory location accessed does support this instruction. In this case, the peripheral that provides the response defines the returned value and provides information on the state of the memory update at the memory location.

If XZR is used, then the return value is ignored.
- <Xt>

Is the 64-bit name of the first general-purpose register to be transferred, encoded in the "Rt" field.
- <Xn|SP>

Is the 64-bit name of the general-purpose base register or stack pointer, encoded in the "Rn" field.

Operation

```
CheckST64BVEnabled();

bits(512) data;
bits(64) address;
bits(64) value;

constant AccessDescriptor accdesc = CreateAccDescLS64(MemOp\_STORE, withstatus, tagchecked);

for i = 0 to 7
    value = X[t+i, 64];
    if BigEndian(accdesc.acctype) then value = BigEndianReverse(value);
    data<63+64*i : 64*i> = value;

if n == 31 then
    CheckSPAlignment();
    address = SP[64];
else
    address = X[n, 64];

constant bits(64) status = MemStore64BWithRet(address, data, accdesc);

if s != 31 then X[s, 64] = status;
```

Internal version only: aarchmrs v2025-03_rel, pseudocode v2025-03_rel ; Build timestamp: 2025-03-21T17:41

Copyright © 2010-2025 Arm Limited or its affiliates. All rights reserved. This document is Non-Confidential.

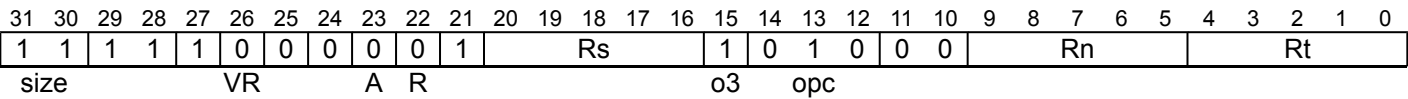
ST64BV0

Single-copy atomic 64-byte EL0 store with status result

This instruction stores eight 64-bit doublewords from consecutive registers to a memory location, with the bottom 32 bits taken from ACCDATA_EL1, and writes the status result of the store to a register. The store starts at register Xt, with the data being formed as Data<511:0> = X(t+7):X(t+6):X(t+5):X(t+4):X(t+3):X(t+2):X(t+1):Xt<63:32>:ACCDATA_EL1<31:0>. The data is stored atomically and is required to be 64-byte aligned.

It is IMPLEMENTATION DEFINED which memory locations support this instruction. A memory location that supports ST64BV0 also supports ST64BV. For more information, including about the memory types accessible and how the accesses are performed, see [Single-copy atomic 64-byte load/store](#).

Integer
(FEAT_LS64_ACCDATA)



Encoding

ST64BV0 <Xs>, <Xt>, [<Xn|SP>]

Decode for this encoding

```
if !IsFeatureImplemented(FEAT_LS64_ACCDATA) then EndOfDecode(Decode_UNDEF);
if Rt<4:3> == '11' || Rt<0> == '1' then EndOfDecode(Decode_UNDEF);
constant boolean withstatus = TRUE;
constant integer s = UInt(Rs);
constant integer t = UInt(Rt);
constant integer n = UInt(Rn);
constant boolean tagchecked = n != 31;
```

Assembler Symbols

- <Xs>

Is the 64-bit name of the general-purpose register into which the status result of this instruction is written, encoded in the "Rs" field.
The value returned is:
0xFFFFFFFF_FFFFFFFF
If the memory location accessed does not support this instruction. In this case, the value at the memory location is UNKNOWN.

!= 0xFFFFFFFF_FFFFFFFF
If the memory location accessed does support this instruction. In this case, the peripheral that provides the response defines the returned value and provides information on the state of the memory update at the memory location.

If XZR is used, then the return value is ignored.
- <Xt>

Is the 64-bit name of the first general-purpose register to be transferred, encoded in the "Rt" field.
- <Xn|SP>

Is the 64-bit name of the general-purpose base register or stack pointer, encoded in the "Rn" field.

Operation

```
CheckST64BV0Enabled();

bits(512) data;
bits(64) address;
bits(64) value;

constant AccessDescriptor accdesc = CreateAccDescLS64(MemOp\_STORE, withstatus, tagchecked);

constant bits(64) Xt = X[t, 64];
value<31:0> = ACCDATA_EL1<31:0>;
value<63:32> = Xt<63:32>;
if BigEndian(accdesc.acctype) then value = BigEndianReverse(value);
data<63:0> = value;

for i = 1 to 7
    value = X[t+i, 64];
    if BigEndian(accdesc.acctype) then value = BigEndianReverse(value);
    data<63+64*i : 64*i> = value;

if n == 31 then
    CheckSPAlignment();
    address = SP[64];
else
    address = X[n, 64];

constant bits(64) status = MemStore64BWithRet(address, data, accdesc);

if s != 31 then X[s, 64] = status;
```

Internal version only: aarchmrs v2025-03_rel, pseudocode v2025-03_rel ; Build timestamp: 2025-03-21T17:41

Copyright © 2010-2025 Arm Limited or its affiliates. All rights reserved. This document is Non-Confidential.

STADD, STADDL

Atomic add on word or doubleword in memory, without return

This instruction atomically loads a 32-bit word or 64-bit doubleword from memory, adds the value held in a register to it, and stores the result back to memory.

- STADD does not have release semantics.
- STADDL stores to memory with release semantics, as described in *Load-Acquire, Store-Release*.

For information about addressing modes, see *Load/Store addressing modes*.

This is an alias of [LDADD, LDADDA, LDADDAL, LDADDL](#). This means:

- The encodings in this description are named to match the encodings of [LDADD, LDADDA, LDADDAL, LDADDL](#).
- The description of [LDADD, LDADDA, LDADDAL, LDADDL](#) gives the operational pseudocode, any CONSTRAINED UNPREDICTABLE behavior, and any operational information for this instruction.

Integer (FEAT_LSE)

31	30	29	28	27	26	25	24	23	22	21	20	19	18	17	16	15	14	13	12	11	10	9	8	7	6	5	4	3	2	1	0
1	x	1	1	1	0	0	0	0	R	1	Rs				0	0	0	0	0	0	Rn				1	1	1	1	1		
size		VR				A		o3				opc		Rt																	

Encoding for the 32-bit no memory ordering variant

Applies when (size == 10 && R == 0)

STADD <Ws>, [<Xn|SP>]

is equivalent to

LDADD <Ws>, WZR, [<Xn|SP>]

and is always the preferred disassembly.

Encoding for the 32-bit release variant

Applies when (size == 10 && R == 1)

STADDL <Ws>, [<Xn|SP>]

is equivalent to

LDADDL <Ws>, WZR, [<Xn|SP>]

and is always the preferred disassembly.

Encoding for the 64-bit no memory ordering variant

Applies when (size == 11 && R == 0)

STADD <Xs>, [<Xn|SP>]

is equivalent to

LDADD <Xs>, XZR, [<Xn|SP>]

and is always the preferred disassembly.

Encoding for the 64-bit release variant

Applies when (size == 11 && R == 1)

STADDL <Xs>, [<Xn|SP>]

is equivalent to

LDADDL <Xs>, XZR, [<Xn|SP>]

and is always the preferred disassembly.

Assembler Symbols

<Ws>	Is the 32-bit name of the general-purpose register holding the data value to be operated on with the contents of the memory location, encoded in the "Rs" field.
<Xn SP>	Is the 64-bit name of the general-purpose base register or stack pointer, encoded in the "Rn" field.
<Xs>	Is the 64-bit name of the general-purpose register holding the data value to be operated on with the contents of the memory location, encoded in the "Rs" field.

Operation

The description of [LDADD, LDADDA, LDADDAL, LDADDL](#) gives the operational pseudocode for this instruction.

Operational information

If PSTATE.DIT is 1, the timing of this instruction is insensitive to the value of the data being loaded or stored.

Internal version only: aarchmrs v2025-03_rel, pseudocode v2025-03_rel ; Build timestamp: 2025-03-21T17:41

Copyright © 2010-2025 Arm Limited or its affiliates. All rights reserved. This document is Non-Confidential.

STADDB, STADDLB

Atomic add on byte in memory, without return

This instruction atomically loads an 8-bit byte from memory, adds the value held in a register to it, and stores the result back to memory.

- STADDB does not have release semantics.
- STADDLB stores to memory with release semantics, as described in *Load-Acquire, Store-Release*.

For information about addressing modes, see *Load/Store addressing modes*.

This is an alias of LDADDB, LDADDAB, LDADDALB, LDADDLB. This means:

- The encodings in this description are named to match the encodings of LDADDB, LDADDAB, LDADDALB, LDADDLB.
- The description of LDADDB, LDADDAB, LDADDALB, LDADDLB gives the operational pseudocode, any CONSTRAINED UNPREDICTABLE behavior, and any operational information for this instruction.

Integer
(FEAT_LSE)

31	30	29	28	27	26	25	24	23	22	21	20	19	18	17	16	15	14	13	12	11	10	9	8	7	6	5	4	3	2	1	0
0	0	1	1	1	0	0	0	0	R	1	Rs				0	0	0	0	0	0	Rn				1	1	1	1	1		
size				VR				A				o3				opc				Rt											

Encoding for the No memory ordering variant

Applies when (R == 0)

STADDB <Ws>, [<Xn|SP>]

is equivalent to

LDADDB <Ws>, WZR, [<Xn|SP>]

and is always the preferred disassembly.

Encoding for the Release variant

Applies when (R == 1)

STADDLB <Ws>, [<Xn|SP>]

is equivalent to

LDADDLB <Ws>, WZR, [<Xn|SP>]

and is always the preferred disassembly.

Assembler Symbols

- <Ws>

Is the 32-bit name of the general-purpose register holding the data value to be operated on with the contents of the memory location, encoded in the "Rs" field.
- <Xn|SP>

Is the 64-bit name of the general-purpose base register or stack pointer, encoded in the "Rn" field.

Operation

The description of LDADDB, LDADDAB, LDADDALB, LDADDLB gives the operational pseudocode for this instruction.

Operational information

If PSTATE.DIT is 1, the timing of this instruction is insensitive to the value of the data being loaded or stored.

STADDH, STADDLH

Atomic add on halfword in memory, without return

This instruction atomically loads a 16-bit halfword from memory, adds the value held in a register to it, and stores the result back to memory.

- STADDH does not have release semantics.
- STADDLH stores to memory with release semantics, as described in *Load-Acquire, Store-Release*.

For information about addressing modes, see *Load/Store addressing modes*.

This is an alias of [LDADDH, LDADDAH, LDADDALH, LDADDLH](#). This means:

- The encodings in this description are named to match the encodings of [LDADDH, LDADDAH, LDADDALH, LDADDLH](#).
- The description of [LDADDH, LDADDAH, LDADDALH, LDADDLH](#) gives the operational pseudocode, any CONSTRAINED UNPREDICTABLE behavior, and any operational information for this instruction.

Integer (FEAT_LSE)

31	30	29	28	27	26	25	24	23	22	21	20	19	18	17	16	15	14	13	12	11	10	9	8	7	6	5	4	3	2	1	0
0	1	1	1	1	0	0	0	0	R	1	Rs				0	0	0	0	0	0	Rn				1	1	1	1	1		
size				VR				A				o3				opc				Rt											

Encoding for the No memory ordering variant

Applies when (R == 0)

STADDH <Ws>, [<Xn|SP>]

is equivalent to

LDADDH <Ws>, WZR, [<Xn|SP>]

and is always the preferred disassembly.

Encoding for the Release variant

Applies when (R == 1)

STADDLH <Ws>, [<Xn|SP>]

is equivalent to

LDADDLH <Ws>, WZR, [<Xn|SP>]

and is always the preferred disassembly.

Assembler Symbols

- <Ws>
- Is the 32-bit name of the general-purpose register holding the data value to be operated on with the contents of the memory location, encoded in the "Rs" field.
- <Xn|SP>
- Is the 64-bit name of the general-purpose base register or stack pointer, encoded in the "Rn" field.

Operation

The description of [LDADDH, LDADDAH, LDADDALH, LDADDLH](#) gives the operational pseudocode for this instruction.

Operational information

If PSTATE.DIT is 1, the timing of this instruction is insensitive to the value of the data being loaded or stored.

STCLR, STCLRL

Atomic bit clear on word or doubleword in memory, without return

This instruction atomically loads a 32-bit word or 64-bit doubleword from memory, performs a bitwise AND with the complement of the value held in a register on it, and stores the result back to memory.

- STCLR does not have release semantics.
- STCLRL stores to memory with release semantics, as described in *Load-Acquire, Store-Release*.

For information about addressing modes, see *Load/Store addressing modes*.

This is an alias of [LDCLR, LDCLRA, LDCLRAL, LDCLRL](#). This means:

- The encodings in this description are named to match the encodings of [LDCLR, LDCLRA, LDCLRAL, LDCLRL](#).
- The description of [LDCLR, LDCLRA, LDCLRAL, LDCLRL](#) gives the operational pseudocode, any CONSTRAINED UNPREDICTABLE behavior, and any operational information for this instruction.

Integer (FEAT_LSE)

31	30	29	28	27	26	25	24	23	22	21	20	19	18	17	16	15	14	13	12	11	10	9	8	7	6	5	4	3	2	1	0
1	x	1	1	1	0	0	0	0	R	1	Rs				0	0	0	1	0	0	Rn				1	1	1	1	1		
size		VR				A		o3				opc		Rt																	

Encoding for the 32-bit no memory ordering variant

Applies when (size == 10 && R == 0)

STCLR <Ws>, [<Xn|SP>]

is equivalent to

LDCLR <Ws>, WZR, [<Xn|SP>]

and is always the preferred disassembly.

Encoding for the 32-bit release variant

Applies when (size == 10 && R == 1)

STCLRL <Ws>, [<Xn|SP>]

is equivalent to

LDCLRL <Ws>, WZR, [<Xn|SP>]

and is always the preferred disassembly.

Encoding for the 64-bit no memory ordering variant

Applies when (size == 11 && R == 0)

STCLR <Xs>, [<Xn|SP>]

is equivalent to

LDCLR <Xs>, XZR, [<Xn|SP>]

and is always the preferred disassembly.

Encoding for the 64-bit release variant

Applies when (size == 11 && R == 1)

STCLRL <Xs>, [<Xn|SP>]

is equivalent to

LDCLRL <Xs>, XZR, [<Xn|SP>]

and is always the preferred disassembly.

Assembler Symbols

<Ws>	Is the 32-bit name of the general-purpose register holding the data value to be operated on with the contents of the memory location, encoded in the "Rs" field.
<Xn SP>	Is the 64-bit name of the general-purpose base register or stack pointer, encoded in the "Rn" field.
<Xs>	Is the 64-bit name of the general-purpose register holding the data value to be operated on with the contents of the memory location, encoded in the "Rs" field.

Operation

The description of [LDCLR](#), [LDCLRA](#), [LDCLRAL](#), [LDCLRL](#) gives the operational pseudocode for this instruction.

Operational information

If PSTATE.DIT is 1, the timing of this instruction is insensitive to the value of the data being loaded or stored.

Internal version only: aarchmrs v2025-03_rel, pseudocode v2025-03_rel ; Build timestamp: 2025-03-21T17:41

Copyright © 2010-2025 Arm Limited or its affiliates. All rights reserved. This document is Non-Confidential.

STCLRB, STCLRLB

Atomic bit clear on byte in memory, without return

This instruction atomically loads an 8-bit byte from memory, performs a bitwise AND with the complement of the value held in a register on it, and stores the result back to memory.

- STCLRB does not have release semantics.
- STCLRLB stores to memory with release semantics, as described in *Load-Acquire, Store-Release*.

For information about addressing modes, see *Load/Store addressing modes*.

This is an alias of [LDCLRB, LDCLRAB, LDCLRALB, LDCLRLB](#). This means:

- The encodings in this description are named to match the encodings of [LDCLRB, LDCLRAB, LDCLRALB, LDCLRLB](#).
- The description of [LDCLRB, LDCLRAB, LDCLRALB, LDCLRLB](#) gives the operational pseudocode, any CONSTRAINED UNPREDICTABLE behavior, and any operational information for this instruction.

Integer (FEAT_LSE)

31	30	29	28	27	26	25	24	23	22	21	20	19	18	17	16	15	14	13	12	11	10	9	8	7	6	5	4	3	2	1	0
0	0	1	1	1	0	0	0	0	R	1	Rs				0	0	0	1	0	0	Rn				1	1	1	1	1		
size				VR				A				o3				opc				Rt											

Encoding for the No memory ordering variant

Applies when (R == 0)

STCLRB <Ws>, [<Xn|SP>]

is equivalent to

LDCLRB <Ws>, WZR, [<Xn|SP>]

and is always the preferred disassembly.

Encoding for the Release variant

Applies when (R == 1)

STCLRLB <Ws>, [<Xn|SP>]

is equivalent to

LDCLRLB <Ws>, WZR, [<Xn|SP>]

and is always the preferred disassembly.

Assembler Symbols

- <Ws>

Is the 32-bit name of the general-purpose register holding the data value to be operated on with the contents of the memory location, encoded in the "Rs" field.
- <Xn|SP>

Is the 64-bit name of the general-purpose base register or stack pointer, encoded in the "Rn" field.

Operation

The description of [LDCLRB, LDCLRAB, LDCLRALB, LDCLRLB](#) gives the operational pseudocode for this instruction.

Operational information

If PSTATE.DIT is 1, the timing of this instruction is insensitive to the value of the data being loaded or stored.

STCLR_H, STCLR_{LH}

Atomic bit clear on halfword in memory, without return

This instruction atomically loads a 16-bit halfword from memory, performs a bitwise AND with the complement of the value held in a register on it, and stores the result back to memory.

- STCLR_H does not have release semantics.
- STCLR_{LH} stores to memory with release semantics, as described in *Load-Acquire, Store-Release*.

For information about addressing modes, see *Load/Store addressing modes*.

This is an alias of [LDCLR_H](#), [LDCLR_{RAH}](#), [LDCLR_{RAH}](#), [LDCLR_{LH}](#). This means:

- The encodings in this description are named to match the encodings of [LDCLR_H](#), [LDCLR_{RAH}](#), [LDCLR_{RAH}](#), [LDCLR_{LH}](#).
- The description of [LDCLR_H](#), [LDCLR_{RAH}](#), [LDCLR_{RAH}](#), [LDCLR_{LH}](#) gives the operational pseudocode, any CONSTRAINED UNPREDICTABLE behavior, and any operational information for this instruction.

Integer (FEAT_LSE)

31	30	29	28	27	26	25	24	23	22	21	20	19	18	17	16	15	14	13	12	11	10	9	8	7	6	5	4	3	2	1	0
0	1	1	1	1	0	0	0	0	R	1	Rs				0	0	0	1	0	0	Rn				1	1	1	1	1		
size				VR				A				o3				opc				Rt											

Encoding for the No memory ordering variant

Applies when (R == 0)

STCLR_H <Ws>, [<Xn|SP>]

is equivalent to

LDCLR_H <Ws>, WZR, [<Xn|SP>]

and is always the preferred disassembly.

Encoding for the Release variant

Applies when (R == 1)

STCLR_{LH} <Ws>, [<Xn|SP>]

is equivalent to

LDCLR_{LH} <Ws>, WZR, [<Xn|SP>]

and is always the preferred disassembly.

Assembler Symbols

- <Ws>

Is the 32-bit name of the general-purpose register holding the data value to be operated on with the contents of the memory location, encoded in the "Rs" field.
- <Xn|SP>

Is the 64-bit name of the general-purpose base register or stack pointer, encoded in the "Rn" field.

Operation

The description of [LDCLR_H](#), [LDCLR_{RAH}](#), [LDCLR_{RAH}](#), [LDCLR_{LH}](#) gives the operational pseudocode for this instruction.

Operational information

If PSTATE.DIT is 1, the timing of this instruction is insensitive to the value of the data being loaded or stored.

STEOR, STEORL

Atomic exclusive-OR on word or doubleword in memory, without return

This instruction atomically loads a 32-bit word or 64-bit doubleword from memory, performs an exclusive-OR with the value held in a register on it, and stores the result back to memory.

- STEOR does not have release semantics.
- STEORL stores to memory with release semantics, as described in *Load-Acquire, Store-Release*.

For information about addressing modes, see *Load/Store addressing modes*.

This is an alias of [LDEOR, LDEORA, LDEORAL, LDEORL](#). This means:

- The encodings in this description are named to match the encodings of [LDEOR, LDEORA, LDEORAL, LDEORL](#).
- The description of [LDEOR, LDEORA, LDEORAL, LDEORL](#) gives the operational pseudocode, any CONSTRAINED UNPREDICTABLE behavior, and any operational information for this instruction.

Integer (FEAT_LSE)

31	30	29	28	27	26	25	24	23	22	21	20	19	18	17	16	15	14	13	12	11	10	9	8	7	6	5	4	3	2	1	0
1	x	1	1	1	0	0	0	0	R	1	Rs				0	0	1	0	0	0	Rn				1	1	1	1	1		
size				VR				A				o3				opc				Rt											

Encoding for the 32-bit no memory ordering variant

Applies when (size == 10 && R == 0)

STEOR <Ws>, [<Xn|SP>]

is equivalent to

LDEOR <Ws>, WZR, [<Xn|SP>]

and is always the preferred disassembly.

Encoding for the 32-bit release variant

Applies when (size == 10 && R == 1)

STEORL <Ws>, [<Xn|SP>]

is equivalent to

LDEORL <Ws>, WZR, [<Xn|SP>]

and is always the preferred disassembly.

Encoding for the 64-bit no memory ordering variant

Applies when (size == 11 && R == 0)

STEOR <Xs>, [<Xn|SP>]

is equivalent to

LDEOR <Xs>, XZR, [<Xn|SP>]

and is always the preferred disassembly.

Encoding for the 64-bit release variant

Applies when (size == 11 && R == 1)

STEORL <Xs>, [<Xn|SP>]

is equivalent to

LDEORL <Xs>, XZR, [<Xn|SP>]

and is always the preferred disassembly.

Assembler Symbols

<Ws>	Is the 32-bit name of the general-purpose register holding the data value to be operated on with the contents of the memory location, encoded in the "Rs" field.
<Xn SP>	Is the 64-bit name of the general-purpose base register or stack pointer, encoded in the "Rn" field.
<Xs>	Is the 64-bit name of the general-purpose register holding the data value to be operated on with the contents of the memory location, encoded in the "Rs" field.

Operation

The description of [LDEOR](#), [LDEORA](#), [LDEORAL](#), [LDEORL](#) gives the operational pseudocode for this instruction.

Operational information

If PSTATE.DIT is 1, the timing of this instruction is insensitive to the value of the data being loaded or stored.

Internal version only: aarchmrs v2025-03_rel, pseudocode v2025-03_rel ; Build timestamp: 2025-03-21T17:41

Copyright © 2010-2025 Arm Limited or its affiliates. All rights reserved. This document is Non-Confidential.

STEORB, STEORLB

Atomic exclusive-OR on byte in memory, without return

This instruction atomically loads an 8-bit byte from memory, performs an exclusive-OR with the value held in a register on it, and stores the result back to memory.

- STEORB does not have release semantics.
- STEORLB stores to memory with release semantics, as described in *Load-Acquire, Store-Release*.

For information about addressing modes, see *Load/Store addressing modes*.

This is an alias of [LDEORB, LDEORAB, LDEORALB, LDEORLB](#). This means:

- The encodings in this description are named to match the encodings of [LDEORB, LDEORAB, LDEORALB, LDEORLB](#).
- The description of [LDEORB, LDEORAB, LDEORALB, LDEORLB](#) gives the operational pseudocode, any CONSTRAINED UNPREDICTABLE behavior, and any operational information for this instruction.

Integer (FEAT_LSE)

31	30	29	28	27	26	25	24	23	22	21	20	19	18	17	16	15	14	13	12	11	10	9	8	7	6	5	4	3	2	1	0
0	0	1	1	1	0	0	0	0	R	1	Rs				0	0	1	0	0	0	Rn				1	1	1	1	1		
size				VR				A				o3				opc				Rt											

Encoding for the No memory ordering variant

Applies when (R == 0)

STEORB <Ws>, [<Xn|SP>]

is equivalent to

LDEORB <Ws>, WZR, [<Xn|SP>]

and is always the preferred disassembly.

Encoding for the Release variant

Applies when (R == 1)

STEORLB <Ws>, [<Xn|SP>]

is equivalent to

LDEORLB <Ws>, WZR, [<Xn|SP>]

and is always the preferred disassembly.

Assembler Symbols

- <Ws>
- Is the 32-bit name of the general-purpose register holding the data value to be operated on with the contents of the memory location, encoded in the "Rs" field.
- <Xn|SP>
- Is the 64-bit name of the general-purpose base register or stack pointer, encoded in the "Rn" field.

Operation

The description of [LDEORB, LDEORAB, LDEORALB, LDEORLB](#) gives the operational pseudocode for this instruction.

Operational information

If PSTATE.DIT is 1, the timing of this instruction is insensitive to the value of the data being loaded or stored.

STEORH, STEORLH

Atomic exclusive-OR on halfword in memory, without return

This instruction atomically loads a 16-bit halfword from memory, performs an exclusive-OR with the value held in a register on it, and stores the result back to memory.

- STEORH does not have release semantics.
- STEORLH stores to memory with release semantics, as described in *Load-Acquire, Store-Release*.

For information about addressing modes, see *Load/Store addressing modes*.

This is an alias of [LDEORH, LDEORAH, LDEORALH, LDEORLH](#). This means:

- The encodings in this description are named to match the encodings of [LDEORH, LDEORAH, LDEORALH, LDEORLH](#).
- The description of [LDEORH, LDEORAH, LDEORALH, LDEORLH](#) gives the operational pseudocode, any CONSTRAINED UNPREDICTABLE behavior, and any operational information for this instruction.

Integer (FEAT_LSE)

31	30	29	28	27	26	25	24	23	22	21	20	19	18	17	16	15	14	13	12	11	10	9	8	7	6	5	4	3	2	1	0
0	1	1	1	1	0	0	0	0	R	1	Rs				0	0	1	0	0	0	Rn				1	1	1	1	1		
size				VR				A				o3				opc				Rt											

Encoding for the No memory ordering variant

Applies when (R == 0)

STEORH <Ws>, [<Xn|SP>]

is equivalent to

LDEORH <Ws>, WZR, [<Xn|SP>]

and is always the preferred disassembly.

Encoding for the Release variant

Applies when (R == 1)

STEORLH <Ws>, [<Xn|SP>]

is equivalent to

LDEORLH <Ws>, WZR, [<Xn|SP>]

and is always the preferred disassembly.

Assembler Symbols

- <Ws>

Is the 32-bit name of the general-purpose register holding the data value to be operated on with the contents of the memory location, encoded in the "Rs" field.
- <Xn|SP>

Is the 64-bit name of the general-purpose base register or stack pointer, encoded in the "Rn" field.

Operation

The description of [LDEORH, LDEORAH, LDEORALH, LDEORLH](#) gives the operational pseudocode for this instruction.

Operational information

If PSTATE.DIT is 1, the timing of this instruction is insensitive to the value of the data being loaded or stored.

STG

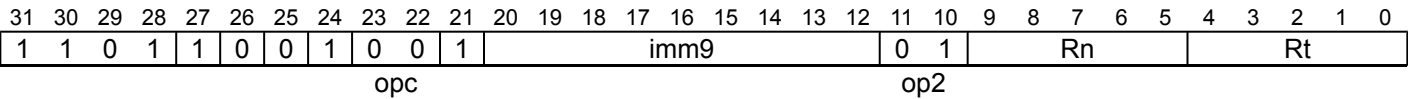
Store Allocation Tag

This instruction stores an Allocation Tag to memory. The address used for the store is calculated from the base register and an immediate signed offset scaled by the Tag Granule. The Allocation Tag is calculated from the Logical Address Tag in the source register.

This instruction generates an Unchecked access.

It has encodings from 3 classes: [Post-index](#) , [Pre-index](#) and [Signed offset](#)

Post-index (FEAT_MTE)



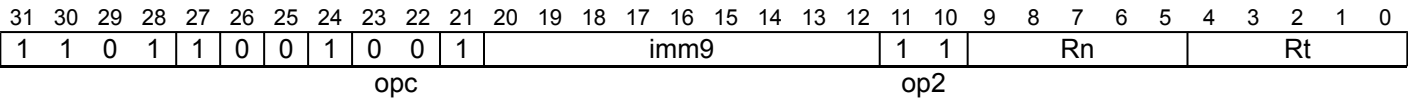
Encoding

STG <Xt|SP>, [<Xn|SP>], #<sim>

Decode for this encoding

```
if !IsFeatureImplemented(FEAT_MTE) then EndOfDecode(Decode_UNDEF);
constant integer t = UInt(Rt);
constant integer n = UInt(Rn);
constant bits(64) offset = LSL(SignExtend(imm9, 64), LOG2_TAG_GRANULE);
constant boolean writeback = TRUE;
constant boolean postindex = TRUE;
```

Pre-index (FEAT_MTE)



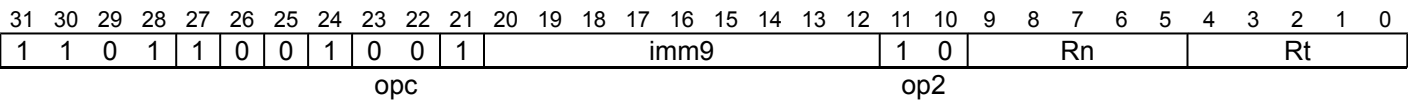
Encoding

STG <Xt|SP>, [<Xn|SP>, #<sim>]!

Decode for this encoding

```
if !IsFeatureImplemented(FEAT_MTE) then EndOfDecode(Decode_UNDEF);
constant integer t = UInt(Rt);
constant integer n = UInt(Rn);
constant bits(64) offset = LSL(SignExtend(imm9, 64), LOG2_TAG_GRANULE);
constant boolean writeback = TRUE;
constant boolean postindex = FALSE;
```

Signed offset (FEAT_MTE)



Encoding

STG <Xt|SP>, [<Xn|SP>{, #<sim>}]

Decode for this encoding

```
if !IsFeatureImplemented(FEAT_MTE) then EndOfDecode(Decode_UNDEF);
constant integer t = UInt(Rt);
constant integer n = UInt(Rn);
constant bits(64) offset = LSL(SignExtend(imm9, 64), LOG2_TAG_GRANULE);
constant boolean writeback = FALSE;
constant boolean postindex = FALSE;
```

Assembler Symbols

- <Xt|SP> Is the 64-bit name of the general-purpose source register or stack pointer, encoded in the "Rt" field.
- <Xn|SP> Is the 64-bit name of the general-purpose base register or stack pointer, encoded in the "Rn" field.
- <sim> Is the optional signed immediate offset, a multiple of 16 in the range -4096 to 4080, defaulting to 0 and encoded in the "imm9" field.

Operation

```
bits(64) address;

if n == 31 then
    CheckSPAlignment();
    address = SP[64];
else
    address = X[n, 64];

constant boolean stzgm = FALSE;
constant AccessDescriptor accdesc = CreateAccDescLDGSTG(MemOp_STORE, stzgm);

if !postindex then
    address = AddressAdd(address, offset, accdesc);

constant bits(64) data = if t == 31 then SP[64] else X[t, 64];
constant bits(4) tag = AArch64.AllocationTagFromAddress(data);
AArch64.MemTag[address, accdesc] = tag;

if writeback then
    if postindex then
        address = AddressAdd(address, offset, accdesc);

    if n == 31 then
        SP[64] = address;
    else
        X[n, 64] = address;
```

Internal version only: aarchmrs v2025-03_rel, pseudocode v2025-03_rel ; Build timestamp: 2025-03-21T17:41

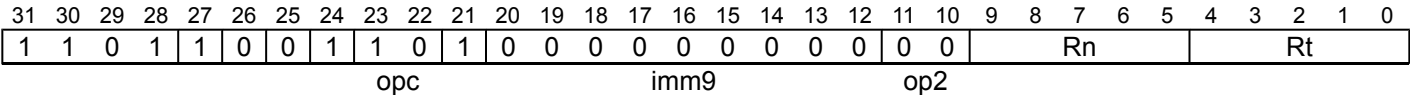
Copyright © 2010-2025 Arm Limited or its affiliates. All rights reserved. This document is Non-Confidential.

STGM

Store Allocation Tag multiple

This instruction writes a naturally aligned block of N Allocation Tags, where the size of N is identified in GMID_EL1.BS, and the Allocation Tag written to address A is taken from the source register at $4 \cdot A \ll 7:4 + 3 \cdot 4 \cdot A \ll 7:4$.
This instruction is UNDEFINED at EL0.
This instruction generates an Unchecked access.

Integer
(FEAT_MTE2)



Encoding

STGM <Xt>, [<Xn|SP>]

Decode for this encoding

```
if !IsFeatureImplemented(FEAT_MTE2) then EndOfDecode(Decode_UNDEF);
constant integer t = UInt(Rt);
constant integer n = UInt(Rn);
```

Assembler Symbols

- <Xt> Is the 64-bit name of the general-purpose source register, encoded in the "Rt" field.
- <Xn|SP> Is the 64-bit name of the general-purpose base register or stack pointer, encoded in the "Rn" field.

Operation

```
if PSTATE.EL == EL0 then UNDEFINED;

constant bits(64) data = X[t, 64];
bits(64) address;

if n == 31 then
    CheckSPAlignment();
    address = SP[64];
else
    address = X[n, 64];

constant integer size = 4 * (2 ^ (UInt(GMID_EL1.BS)));
address = Align(address, size);
constant integer count = size >> LOG2_TAG_GRANULE;
integer index = UInt(address < LOG2_TAG_GRANULE + 3 : LOG2_TAG_GRANULE >);
constant bits(64) curraddress = address;
constant boolean stzgm = FALSE;
constant AccessDescriptor accdesc = CreateAccDescLDGSTG(MemOp_STORE, stzgm);

for i = 0 to count-1
    constant bits(4) tag = Elem[data, index, 4];
    AArch64.MemTag[address, accdesc] = tag;
    address = AddressIncrement(address, TAG_GRANULE, accdesc);
    index = index + 1;
```


STGP

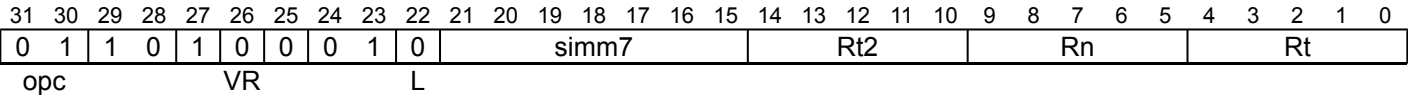
Store Allocation Tag and pair of registers

This instruction stores an Allocation Tag and two 64-bit doublewords to memory, from two registers. The address used for the store is calculated from the base register and an immediate signed offset scaled by the Tag Granule. The Allocation Tag is calculated from the Logical Address Tag in the base register.

This instruction generates an Unchecked access.

It has encodings from 3 classes: [Post-index](#) , [Pre-index](#) and [Signed offset](#)

Post-index (FEAT_MTE)



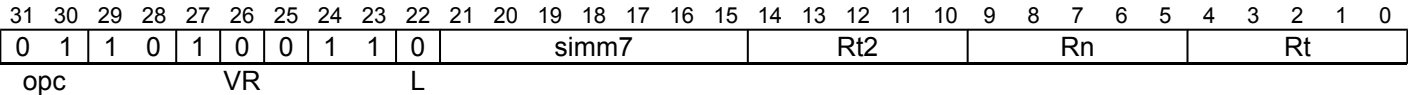
Encoding

STGP <Xt1>, <Xt2>, [[<Xn|SP>](#)], #<imm>

Decode for this encoding

```
if !IsFeatureImplemented(FEAT_MTE) then EndOfDecode(Decode\_UNDEF);
constant integer t = UInt(Rt);
constant integer t2 = UInt(Rt2);
constant integer n = UInt(Rn);
constant bits(64) offset = LSL(SignExtend(simm7, 64), LOG2\_TAG\_GRANULE);
constant boolean writeback = TRUE;
constant boolean postindex = TRUE;
```

Pre-index (FEAT_MTE)



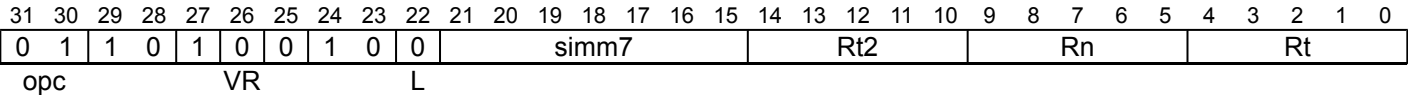
Encoding

STGP <Xt1>, <Xt2>, [[<Xn|SP>](#)], #<imm>]!

Decode for this encoding

```
if !IsFeatureImplemented(FEAT_MTE) then EndOfDecode(Decode\_UNDEF);
constant integer t = UInt(Rt);
constant integer t2 = UInt(Rt2);
constant integer n = UInt(Rn);
constant bits(64) offset = LSL(SignExtend(simm7, 64), LOG2\_TAG\_GRANULE);
constant boolean writeback = TRUE;
constant boolean postindex = FALSE;
```

Signed offset (FEAT_MTE)



Encoding

STGP <Xt1>, <Xt2>, [<Xn|SP>{, #<imm>}]

Decode for this encoding

```
if !IsFeatureImplemented(FEAT_MTE) then EndOfDecode(Decode_UNDEF);
constant integer t = UInt(Rt);
constant integer t2 = UInt(Rt2);
constant integer n = UInt(Rn);
constant bits(64) offset = LSL(SignExtend(simm7, 64), LOG2_TAG_GRANULE);
constant boolean writeback = FALSE;
constant boolean postindex = FALSE;
```

Assembler Symbols

<Xt1>	Is the 64-bit name of the first general-purpose register to be transferred, encoded in the "Rt" field.
<Xt2>	Is the 64-bit name of the second general-purpose register to be transferred, encoded in the "Rt2" field.
<Xn SP>	Is the 64-bit name of the general-purpose base register or stack pointer, encoded in the "Rn" field.
<imm>	For the "Post-index" and "Pre-index" variants: is the signed immediate offset, a multiple of 16 in the range -1024 to 1008, encoded in the "simm7" field. For the "Signed offset" variant: is the optional signed immediate offset, a multiple of 16 in the range -1024 to 1008, defaulting to 0 and encoded in the "simm7" field.

Operation

```
bits(64) address;
bits(64) address2;

if n == 31 then
    CheckSPAlignment();
    address = SP[64];
else
    address = X[n, 64];

constant boolean stzgm = FALSE;
constant AccessDescriptor accdesc = CreateAccDescLDGSTG(MemOp_STORE, stzgm);

if !postindex then
    address = AddressAdd(address, offset, accdesc);

if !IsAligned(address, TAG_GRANULE) then
    constant FaultRecord fault = AlignmentFault(accdesc, address);
    AArch64.Abort(fault);

address2 = AddressIncrement(address, 8, accdesc);
Mem[address, 8, accdesc] = X[t, 64];
Mem[address2, 8, accdesc] = X[t2, 64];

AArch64.MemTag[address, accdesc] = AArch64.AllocationTagFromAddress(address);

if writeback then
    if postindex then
        address = AddressAdd(address, offset, accdesc);

    if n == 31 then
        SP[64] = address;
    else
        X[n, 64] = address;
```

STILP

Store-release ordered pair of registers

This instruction calculates an address from a base register value and an optional offset, and stores two 32-bit words or two 64-bit doublewords to the calculated address, from two registers. For information on single-copy atomicity and alignment requirements, see [Requirements for single-copy atomicity](#) and [Alignment of data accesses](#). The instruction also has memory ordering semantics, as described in [Load-Acquire, Load-AcquirePC, and Store-Release](#), with the additional requirement that:

- When using the pre-index addressing mode, the Memory effects associated with Xt2/Wt2 are Ordered-before the Memory effects associated with Xt1/Wt1.
 - For all other addressing modes, the Memory effects associated with Xt1/Wt1 are Ordered-before the Memory effects associated with Xt2/Wt2.
- For information about addressing modes, see [Load/Store addressing modes](#).

Integer (FEAT_LRCPC3)

31	30	29	28	27	26	25	24	23	22	21	20	19	18	17	16	15	14	13	12	11	10	9	8	7	6	5	4	3	2	1	0
1	x	0	1	1	0	0	1	0	0	0	Rt2				0	0	0	x	1	0	Rn				Rt						
size										L				opc2																	

Encoding for the 32-bit pre-index variant

Applies when (size == 10 && opc2 == 0000)

```
STILP <Wt1>, <Wt2>, [<Xn|SP>, #-8]!
```

Encoding for the 32-bit variant

Applies when (size == 10 && opc2 == 0001)

```
STILP <Wt1>, <Wt2>, [<Xn|SP>]
```

Encoding for the 64-bit pre-index variant

Applies when (size == 11 && opc2 == 0000)

```
STILP <Xt1>, <Xt2>, [<Xn|SP>, #-16]!
```

Encoding for the 64-bit variant

Applies when (size == 11 && opc2 == 0001)

```
STILP <Xt1>, <Xt2>, [<Xn|SP>]
```

Decode for all variants of this encoding

```
if !IsFeatureImplemented(FEAT_LRCPC3) then EndOfDecode(Decode_UNDEF);
constant boolean ispair = TRUE;
constant boolean wback = opc2<0> == '0';
```

STILP has the same CONSTRAINED UNPREDICTABLE behavior as STP. For information about this CONSTRAINED UNPREDICTABLE behavior, see [Architectural Constraints on UNPREDICTABLE behaviors](#), and particularly [STP and STILP](#).

Assembler Symbols

- <Wt1> Is the 32-bit name of the first general-purpose register to be transferred, encoded in the "Rt" field.
- <Wt2> Is the 32-bit name of the second general-purpose register to be transferred, encoded in the "Rt2" field.
- <Xn|SP> Is the 64-bit name of the general-purpose base register or stack pointer, encoded in the "Rn" field.

- <Xt1> Is the 64-bit name of the first general-purpose register to be transferred, encoded in the "Rt" field.
- <Xt2> Is the 64-bit name of the second general-purpose register to be transferred, encoded in the "Rt2" field.

Shared Decode

```
constant integer t = UInt(Rt);
constant integer t2 = UInt(Rt2);
constant integer n = UInt(Rn);
constant integer scale = 2 + UInt(size<0>);
constant integer datasize = 8 << scale;
constant integer offset = if opc2<0> == '0' then -1 * (2 << scale) else 0;
constant boolean tagchecked = wback || n != 31;

boolean rt_unknown = FALSE;

if wback && (t == n || t2 == n) && n != 31 then
  constant Constraint c = ConstrainUnpredictable(Unpredictable WBOVERLAPST);
  assert c IN {Constraint_NONE, Constraint_UNKNOWN, Constraint_UNDEF, Constraint_NOP};
  case c of
    when Constraint_NONE    rt_unknown = FALSE;    // value stored is pre-writeback
    when Constraint_UNKNOWN rt_unknown = TRUE;      // value stored is UNKNOWN
    when Constraint_UNDEF    EndOfDecode(Decode_UNDEF);
    when Constraint_NOP      EndOfDecode(Decode_NOP);
```

Operation

```
bits(64) address;
bits(datasize) data1;
bits(datasize) data2;
constant integer dbytes = datasize DIV 8;
AccessDescriptor accdesc = CreateAccDescAcqRel(MemOp_STORE, tagchecked, ispair);

if n == 31 then
  CheckSPAlignment();
  address = SP[64];
else
  address = X[n, 64];

address = AddressAdd(address, offset, accdesc);

if rt_unknown && t == n then
  data1 = bits(datasize) UNKNOWN;
else
  data1 = X[t, datasize];
if rt_unknown && t2 == n then
  data2 = bits(datasize) UNKNOWN;
else
  data2 = X[t2, datasize];

bits(2*datasize) full_data;
if BigEndian(accdesc.acctype) then
  full_data = data1:data2;
else
  full_data = data2:data1;
accdesc.highestaddressfirst = offset < 0;
Mem[address, 2*dbytes, accdesc] = full_data;

if wback then
  if n == 31 then
    SP[64] = address;
  else
    X[n, 64] = address;
```

Operational information

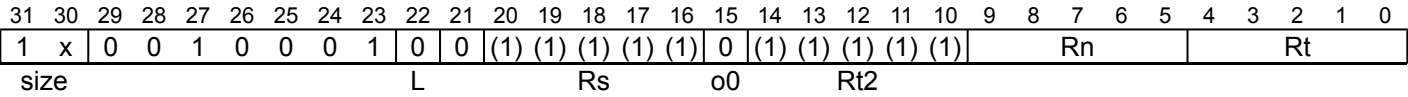
If PSTATE.DIT is 1, the timing of this instruction is insensitive to the value of the data being loaded or stored.

STLLR

Store LORelease register

This instruction stores a 32-bit word or a 64-bit doubleword to a memory location, from a register. The instruction also has memory ordering semantics as described in *Load LOAcquire, Store LORelease*. For information about addressing modes, see *Load/Store addressing modes*.

No offset
(FEAT_LOR)



Encoding for the 32-bit variant

Applies when (size == 10)

```
STLLR <Wt>, [<Xn|SP>{, #0}]
```

Encoding for the 64-bit variant

Applies when (size == 11)

```
STLLR <Xt>, [<Xn|SP>{, #0}]
```

Decode for all variants of this encoding

```
if !IsFeatureImplemented(FEAT_LOR) then EndOfDecode(Decode_UNDEF);
constant integer t = UInt(Rt);
constant integer n = UInt(Rn);
constant integer elsize = 8 << UInt(size);
constant boolean tagchecked = n != 31;
```

Assembler Symbols

- <Wt> Is the 32-bit name of the general-purpose register to be transferred, encoded in the "Rt" field.
- <Xn|SP> Is the 64-bit name of the general-purpose base register or stack pointer, encoded in the "Rn" field.
- <Xt> Is the 64-bit name of the general-purpose register to be transferred, encoded in the "Rt" field.

Operation

```
bits(64) address;
constant integer dbytes = elsize DIV 8;

constant AccessDescriptor accdesc = CreateAccDescLOR(MemOp_STORE, tagchecked);

if n == 31 then
    CheckSPAlignment();
    address = SP[64];
else
    address = X[n, 64];

Mem[address, dbytes, accdesc] = X[t, elsize];
```

Operational information

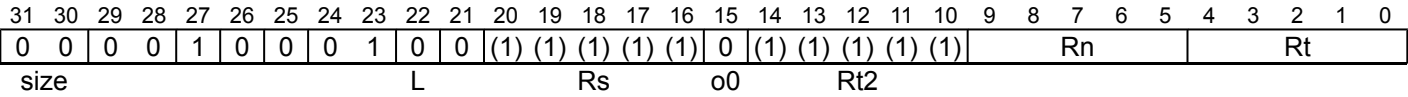
If PSTATE.DIT is 1, the timing of this instruction is insensitive to the value of the data being loaded or stored.

STLLRB

Store LORelease register byte

This instruction stores a byte from a 32-bit register to a memory location. The instruction also has memory ordering semantics as described in *Load LOAcquire, Store LORelease*. For information about addressing modes, see *Load/Store addressing modes*.

No offset
(FEAT_LOR)



Encoding

```
STLLRB <Wt>, [<Xn|SP>{, #0}]
```

Decode for this encoding

```
if !IsFeatureImplemented(FEAT_LOR) then EndOfDecode(Decode_UNDEF);
constant integer t = UInt(Rt);
constant integer n = UInt(Rn);
constant boolean tagchecked = n != 31;
```

Assembler Symbols

- <Wt> Is the 32-bit name of the general-purpose register to be transferred, encoded in the "Rt" field.
- <Xn|SP> Is the 64-bit name of the general-purpose base register or stack pointer, encoded in the "Rn" field.

Operation

```
bits(64) address;

constant AccessDescriptor accdesc = CreateAccDescLOR(MemOp_STORE, tagchecked);

if n == 31 then
    CheckSPAlignment();
    address = SP[64];
else
    address = X[n, 64];

Mem[address, 1, accdesc] = X[t, 8];
```

Operational information

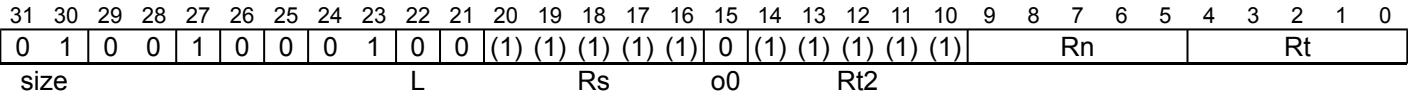
If PSTATE.DIT is 1, the timing of this instruction is insensitive to the value of the data being loaded or stored.

STLLRH

Store LORelease register halfword

This instruction stores a halfword from a 32-bit register to a memory location. The instruction also has memory ordering semantics as described in *Load LOAcquire, Store LORelease*. For information about addressing modes, see *Load/Store addressing modes*.

No offset
(FEAT_LOR)



Encoding

```
STLLRH <Wt>, [<Xn|SP>{, #0}]
```

Decode for this encoding

```
if !IsFeatureImplemented(FEAT_LOR) then EndOfDecode(Decode_UNDEF);
constant integer t = UInt(Rt);
constant integer n = UInt(Rn);
constant boolean tagchecked = n != 31;
```

Assembler Symbols

- <Wt> Is the 32-bit name of the general-purpose register to be transferred, encoded in the "Rt" field.
- <Xn|SP> Is the 64-bit name of the general-purpose base register or stack pointer, encoded in the "Rn" field.

Operation

```
bits(64) address;

constant AccessDescriptor accdesc = CreateAccDescLOR(MemOp_STORE, tagchecked);

if n == 31 then
    CheckSPAlignment();
    address = SP[64];
else
    address = X[n, 64];

Mem[address, 2, accdesc] = X[t, 16];
```

Operational information

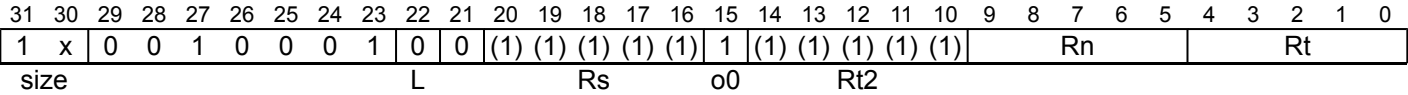
If PSTATE.DIT is 1, the timing of this instruction is insensitive to the value of the data being loaded or stored.

STLR

Store-release register

This instruction stores a 32-bit word or a 64-bit doubleword to a memory location, from a register. The instruction also has memory ordering semantics as described in *Load-Acquire, Store-Release*. For information about addressing modes, see *Load/Store addressing modes*. It has encodings from 2 classes: [No offset](#) and [Pre-index](#)

No offset



Encoding for the 32-bit variant

Applies when (size == 10)

```
STLR <Wt>, [<Xn|SP>{, #0}]
```

Encoding for the 64-bit variant

Applies when (size == 11)

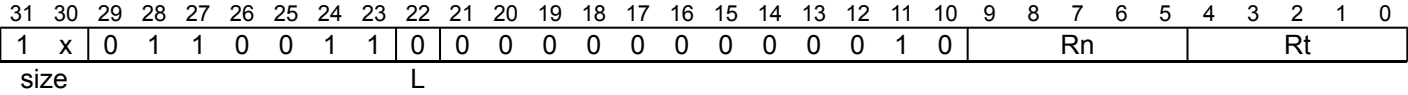
```
STLR <Xt>, [<Xn|SP>{, #0}]
```

Decode for all variants of this encoding

```
constant integer t = UInt(Rt);
constant integer n = UInt(Rn);
constant boolean wback = FALSE;
constant integer offset = 0;
constant boolean rt_unknown = FALSE;

constant integer elsize = 8 << UInt(size);
constant integer datasize = elsize;
constant boolean tagchecked = n != 31;
```

Pre-index (FEAT_LRCP3)



Encoding for the 32-bit variant

Applies when (size == 10)

```
STLR <Wt>, [<Xn|SP>, #-4]!
```

Encoding for the 64-bit variant

Applies when (size == 11)

```
STLR <Xt>, [<Xn|SP>, #-8]!
```

Decode for all variants of this encoding

```
if !IsFeatureImplemented(FEAT_LRCPC3) then EndOfDecode(Decode_UNDEF);
constant boolean wback = TRUE;

constant integer t = UInt(Rt);
constant integer n = UInt(Rn);

constant integer datasize = 8 << UInt(size);
constant integer offset = -1 * (1 << UInt(size));
constant boolean tagchecked = TRUE;

boolean rt_unknown = FALSE;

if n == t && n != 31 then
    constant Constraint c = ConstrainUnpredictable(Unpredictable WBOVERLAPST);
    assert c IN {Constraint NONE, Constraint UNKNOWN, Constraint UNDEF, Constraint NOP};
    case c of
        when Constraint_NONE      rt_unknown = FALSE;    // value stored is original value
        when Constraint_UNKNOWN    rt_unknown = TRUE;     // value stored is UNKNOWN
        when Constraint_UNDEF      EndOfDecode(Decode_UNDEF);
        when Constraint_NOP        EndOfDecode(Decode_NOP);
```

Assembler Symbols

<Wt>	Is the 32-bit name of the general-purpose register to be transferred, encoded in the "Rt" field.
<Xn SP>	Is the 64-bit name of the general-purpose base register or stack pointer, encoded in the "Rn" field.
<Xt>	Is the 64-bit name of the general-purpose register to be transferred, encoded in the "Rt" field.

Operation

```
bits(64) address;
constant integer dbytes = datasize DIV 8;

constant AccessDescriptor accdesc = CreateAccDescAcqRel(MemOp\_STORE, tagchecked);

if n == 31 then
    CheckSPAlignment();
    address = SP[64];
else
    address = X[n, 64];

address = AddressAdd(address, offset, accdesc);
bits(datasize) data;
if rt_unknown then
    data = bits(datasize) UNKNOWN;
else
    data = X[t, datasize];
Mem[address, dbytes, accdesc] = data;
if wback then
    if n == 31 then
        SP[64] = address;
    else
        X[n, 64] = address;
```

Operational information

If PSTATE.DIT is 1, the timing of this instruction is insensitive to the value of the data being loaded or stored.

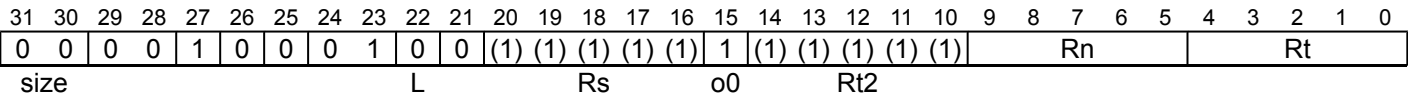
Internal version only: aarchmrs v2025-03_rel, pseudocode v2025-03_rel ; Build timestamp: 2025-03-21T17:41

Copyright © 2010-2025 Arm Limited or its affiliates. All rights reserved. This document is Non-Confidential.

STLRB

Store-release register byte

This instruction stores a byte from a 32-bit register to a memory location. The instruction also has memory ordering semantics as described in [Load-Acquire, Store-Release](#). For information about addressing modes, see [Load/Store addressing modes](#).



Encoding

STLRB <Wt>, [<Xn|SP>{, #0}]

Decode for this encoding

```
constant integer t = UInt(Rt);
constant integer n = UInt(Rn);
constant boolean tagchecked = n != 31;
```

Assembler Symbols

- <Wt> Is the 32-bit name of the general-purpose register to be transferred, encoded in the "Rt" field.
- <Xn|SP> Is the 64-bit name of the general-purpose base register or stack pointer, encoded in the "Rn" field.

Operation

```
bits(64) address;

constant AccessDescriptor accdesc = CreateAccDescAcqRel(MemOp_STORE, tagchecked);

if n == 31 then
    CheckSPAlignment();
    address = SP[64];
else
    address = X[n, 64];

Mem[address, 1, accdesc] = X[t, 8];
```

Operational information

If PSTATE.DIT is 1, the timing of this instruction is insensitive to the value of the data being loaded or stored.

STLRH

Store-release register halfword

This instruction stores a halfword from a 32-bit register to a memory location. The instruction also has memory ordering semantics as described in [Load-Acquire, Store-Release](#). For information about addressing modes, see [Load/Store addressing modes](#).

31	30	29	28	27	26	25	24	23	22	21	20	19	18	17	16	15	14	13	12	11	10	9	8	7	6	5	4	3	2	1	0
0	1	0	0	1	0	0	0	1	0	0	(1)	(1)	(1)	(1)	(1)	1	(1)	(1)	(1)	(1)	(1)	Rn						Rt			
size				L						Rs				o0			Rt2														

Encoding

STLRH <Wt>, [<Xn|SP>{, #0}]

Decode for this encoding

```
constant integer t = UInt(Rt);
constant integer n = UInt(Rn);
constant boolean tagchecked = n != 31;
```

Assembler Symbols

- <Wt> Is the 32-bit name of the general-purpose register to be transferred, encoded in the "Rt" field.
- <Xn|SP> Is the 64-bit name of the general-purpose base register or stack pointer, encoded in the "Rn" field.

Operation

```
bits(64) address;

constant AccessDescriptor accdesc = CreateAccDescAcqRel(MemOp_STORE, tagchecked);

if n == 31 then
    CheckSPAlignment();
    address = SP[64];
else
    address = X[n, 64];

Mem[address, 2, accdesc] = X[t, 16];
```

Operational information

If PSTATE.DIT is 1, the timing of this instruction is insensitive to the value of the data being loaded or stored.

STLTXR

Store-release unprivileged exclusive register

This instruction stores a 32-bit word or a 64-bit doubleword to memory if the PE has exclusive access to the memory address, and returns a status value of 0 if the store was successful, or of 1 if no store was performed. See *Synchronization and semaphores*. The memory access is atomic. The instruction also has memory ordering semantics as described in *Load-Acquire, Store-Release*.

Explicit Memory effects produced by the instruction behave as if the instruction was executed at EL0 if the *Effective value* of PSTATE.UAO is 0 and either:

- The instruction is executed at EL1.
- The instruction is executed at EL2 when the *Effective value* of HCR_EL2.{E2H, TGE} is {1, 1}.

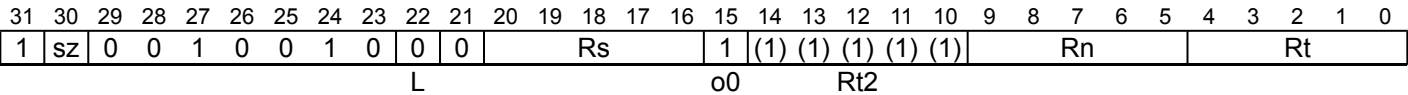
Otherwise, the Explicit Memory effects operate with the restrictions determined by the Exception level at which the instruction is executed.

Note

For the purposes of the Exclusives monitors, and the forward progress guarantees for Load-Exclusive and Store-Exclusive loops, STLTXR is equivalent to STXR.

For information about addressing modes, see *Load/Store addressing modes*.

No offset
(FEAT_LSUI)



Encoding for the 32-bit variant

Applies when (sz == 0)

```
STLTXR <Ws>, <Wt>, [<Xn|SP>{, #0}]
```

Encoding for the 64-bit variant

Applies when (sz == 1)

```
STLTXR <Ws>, <Xt>, [<Xn|SP>{, #0}]
```

Decode for all variants of this encoding

```
if !IsFeatureImplemented(FEAT_LSUI) then EndOfDecode(Decode_UNDEF);
constant integer s = UInt(Rs);
constant integer t = UInt(Rt);
constant integer n = UInt(Rn);

constant integer elsize = 32 << UInt(sz);
constant boolean acqrel = TRUE;
constant boolean tagchecked = n != 31;

boolean rt_unknown = FALSE;
boolean rn_unknown = FALSE;
if s == t then
    constant Constraint c = ConstrainUnpredictable(Unpredictable DATAOVERLAP);
    assert c IN {Constraint_UNKNOWN, Constraint_UNDEF, Constraint_NOP};
    case c of
        when Constraint_UNKNOWN    rt_unknown = TRUE;    // store UNKNOWN value
        when Constraint_UNDEF      EndOfDecode(Decode_UNDEF);
        when Constraint_NOP        EndOfDecode(Decode_NOP);
if s == n && n != 31 then
    constant Constraint c = ConstrainUnpredictable(Unpredictable BASEOVERLAP);
    assert c IN {Constraint_UNKNOWN, Constraint_UNDEF, Constraint_NOP};
    case c of
        when Constraint_UNKNOWN    rn_unknown = TRUE;    // address is UNKNOWN
        when Constraint_UNDEF      EndOfDecode(Decode_UNDEF);
        when Constraint_NOP        EndOfDecode(Decode_NOP);
```

STLTXR has the same CONSTRAINED UNPREDICTABLE behavior as STLXR. See [Architectural Constraints on UNPREDICTABLE behaviors](#), and particularly [STLXR](#).

Assembler Symbols

<Ws>	Is the 32-bit name of the general-purpose register into which the status result of the store exclusive is written, encoded in the "Rs" field. The value returned is: 0 If the operation updates memory. 1 If the operation fails to update memory.
<Wt>	Is the 32-bit name of the general-purpose register to be transferred, encoded in the "Rt" field.
<Xn SP>	Is the 64-bit name of the general-purpose base register or stack pointer, encoded in the "Rn" field.
<Xt>	Is the 64-bit name of the general-purpose register to be transferred, encoded in the "Rt" field.

Aborts and alignment

If a synchronous Data Abort exception is generated by the execution of this instruction:

- Memory is not updated.
- <Ws> is not updated.

Accessing an address that is not aligned to the size of the data being accessed causes an Alignment fault Data Abort exception to be generated, subject to the following rules:

- If AArch64.ExclusiveMonitorsPass() returns TRUE, the exception is generated.
- Otherwise, it is IMPLEMENTATION DEFINED whether the exception is generated.

If `AArch64.ExclusiveMonitorsPass()` returns `FALSE` and the memory address, if accessed, would generate a synchronous Data Abort exception, it is IMPLEMENTATION DEFINED whether the exception is generated.

Operation

```
bits(64) address;
bits(elsize) data;

constant integer dbytes = elsize DIV 8;
constant boolean privileged = AArch64.IsUnprivAccessPriv();
constant AccessDescriptor accdesc = CreateAccDescExLDST(MemOp\_STORE, acqrel,
                                                    tagchecked, privileged);

if n == 31 then
    CheckSPAlignment();
    address = SP[64];
elsif rn_unknown then
    address = bits(64) UNKNOWN;
else
    address = X[n, 64];

if rt_unknown then
    data = bits(elsize) UNKNOWN;
else
    data = X[t, elsize];
bit status = '1';
// Check whether the Exclusives monitors are set to include the
// physical memory locations corresponding to virtual address
// range [address, address+dbytes-1].
// If AArch64.ExclusiveMonitorsPass() returns FALSE and the memory address,
// if accessed, would generate a synchronous Data Abort exception, it is
// IMPLEMENTATION DEFINED whether the exception is generated.
// It is a limitation of this model that synchronous Data Aborts are never
// generated in this case, as Mem[] is not called.

// If FEAT_SPE is implemented, it is also IMPLEMENTATION DEFINED whether or not the
// physical address packet is output when permitted and when
// AArch64.ExclusiveMonitorPass() returns FALSE for a Store Exclusive instruction.
// This behavior is not reflected here due to the previously stated limitation.
if AArch64.ExclusiveMonitorsPass(address, dbytes, accdesc) then
    // This atomic write will be rejected if it does not refer
    // to the same physical locations after address translation.
    Mem[address, dbytes, accdesc] = data;
    status = ExclusiveMonitorsStatus();
X[s, 32] = ZeroExtend(status, 32);
```

Operational information

If `PSTATE.DIT` is 1, the timing of this instruction is insensitive to the value of the data being loaded or stored.

Internal version only: aarchmrs v2025-03_rel, pseudocode v2025-03_rel ; Build timestamp: 2025-03-21T17:41

Copyright © 2010-2025 Arm Limited or its affiliates. All rights reserved. This document is Non-Confidential.

STLUR

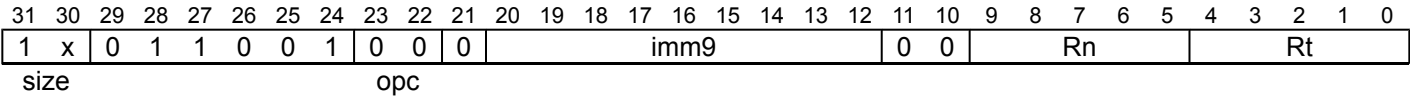
Store-release register (unscaled)

This instruction calculates an address from a base register value and an immediate offset, and stores a 32-bit word or a 64-bit doubleword to the calculated address, from a register.

The instruction has memory ordering semantics as described in *Load-Acquire, Load-AcquirePC, and Store-Release*

For information about addressing modes, see *Load/Store addressing modes*.

Unscaled offset (FEAT_LRCPC2)



Encoding for the 32-bit variant

Applies when (size == 10)

```
STLUR <Wt>, [<Xn|SP>{, #<simm>}]
```

Encoding for the 64-bit variant

Applies when (size == 11)

```
STLUR <Xt>, [<Xn|SP>{, #<simm>}]
```

Decode for all variants of this encoding

```
if !IsFeatureImplemented(FEAT_LRCPC2) then EndOfDecode(Decode_UNDEF);
constant integer scale = UInt(size);
constant bits(64) offset = SignExtend(imm9, 64);
constant integer n = UInt(Rn);
constant integer t = UInt(Rt);

constant integer datasize = 8 << scale;
constant boolean tagchecked = n != 31;
```

Assembler Symbols

- <Wt> Is the 32-bit name of the general-purpose register to be transferred, encoded in the "Rt" field.
- <Xn|SP> Is the 64-bit name of the general-purpose base register or stack pointer, encoded in the "Rn" field.
- <simm> Is the optional signed immediate byte offset, in the range -256 to 255, defaulting to 0 and encoded in the "imm9" field.
- <Xt> Is the 64-bit name of the general-purpose register to be transferred, encoded in the "Rt" field.

Operation

```
bits(64) address;

constant AccessDescriptor accdesc = CreateAccDescAcqRel(MemOp\_STORE, tagchecked);

if n == 31 then
    CheckSPAlignment();
    address = SP[64];
else
    address = X[n, 64];

address = AddressAdd(address, offset, accdesc);

Mem[address, datasize DIV 8, accdesc] = X[t, datasize];
```

Operational information

If PSTATE.DIT is 1, the timing of this instruction is insensitive to the value of the data being loaded or stored.

Internal version only: aarchmrs v2025-03_rel, pseudocode v2025-03_rel ; Build timestamp: 2025-03-21T17:41

Copyright © 2010-2025 Arm Limited or its affiliates. All rights reserved. This document is Non-Confidential.

STLURB

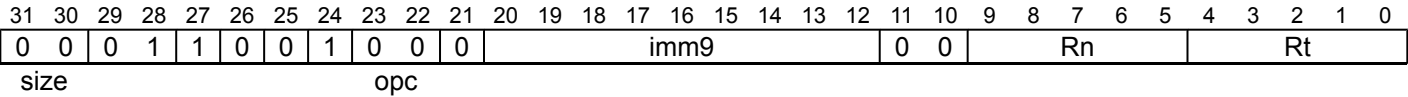
Store-release register byte (unscaled)

This instruction calculates an address from a base register value and an immediate offset, and stores a byte to the calculated address, from a 32-bit register.

The instruction has memory ordering semantics as described in *Load-Acquire, Load-AcquirePC, and Store-Release*

For information about addressing modes, see *Load/Store addressing modes*.

Unscaled offset
(FEAT_LRCPC2)



Encoding

STLURB <Wt>, [<Xn|SP>{, #<simm>}]

Decode for this encoding

```
if !IsFeatureImplemented(FEAT_LRCPC2) then EndOfDecode(Decode_UNDEF);
constant bits(64) offset = SignExtend(imm9, 64);
constant integer n = UInt(Rn);
constant integer t = UInt(Rt);

constant integer datasize = 8;
constant boolean tagchecked = n != 31;
```

Assembler Symbols

- <Wt> Is the 32-bit name of the general-purpose register to be transferred, encoded in the "Rt" field.
- <Xn|SP> Is the 64-bit name of the general-purpose base register or stack pointer, encoded in the "Rn" field.
- <simm> Is the optional signed immediate byte offset, in the range -256 to 255, defaulting to 0 and encoded in the "imm9" field.

Operation

```
bits(64) address;

constant AccessDescriptor accdesc = CreateAccDescAcqRel(MemOp_STORE, tagchecked);

if n == 31 then
    CheckSPAlignment();
    address = SP[64];
else
    address = X[n, 64];

address = AddressAdd(address, offset, accdesc);

Mem[address, datasize DIV 8, accdesc] = X[t, datasize];
```

Operational information

If PSTATE.DIT is 1, the timing of this instruction is insensitive to the value of the data being loaded or stored.

STLURH

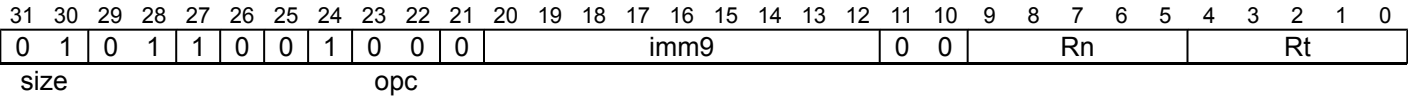
Store-release register halfword (unscaled)

This instruction calculates an address from a base register value and an immediate offset, and stores a halfword to the calculated address, from a 32-bit register.

The instruction has memory ordering semantics as described in *Load-Acquire, Load-AcquirePC, and Store-Release*

For information about addressing modes, see *Load/Store addressing modes*.

Unscaled offset
(FEAT_LRCPC2)



Encoding

STLURH <Wt>, [<Xn|SP>{, #<simm>}]

Decode for this encoding

```
if !IsFeatureImplemented(FEAT_LRCPC2) then EndOfDecode(Decode_UNDEF);
constant bits(64) offset = SignExtend(imm9, 64);
constant integer n = UInt(Rn);
constant integer t = UInt(Rt);

constant integer datasize = 16;
constant boolean tagchecked = n != 31;
```

Assembler Symbols

- <Wt> Is the 32-bit name of the general-purpose register to be transferred, encoded in the "Rt" field.
- <Xn|SP> Is the 64-bit name of the general-purpose base register or stack pointer, encoded in the "Rn" field.
- <simm> Is the optional signed immediate byte offset, in the range -256 to 255, defaulting to 0 and encoded in the "imm9" field.

Operation

```
bits(64) address;

constant AccessDescriptor accdesc = CreateAccDescAcqRel(MemOp_STORE, tagchecked);

if n == 31 then
    CheckSPAlignment();
    address = SP[64];
else
    address = X[n, 64];

address = AddressAdd(address, offset, accdesc);

Mem[address, datasize DIV 8, accdesc] = X[t, datasize];
```

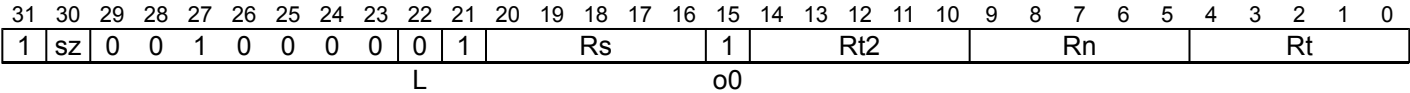
Operational information

If PSTATE.DIT is 1, the timing of this instruction is insensitive to the value of the data being loaded or stored.

STLXP

Store-release exclusive pair of registers

This instruction stores two 32-bit words or two 64-bit doublewords to a memory location if the PE has exclusive access to the memory address, from two registers, and returns a status value of 0 if the store was successful, or of 1 if no store was performed. See [Synchronization and semaphores](#). For information on single-copy atomicity and alignment requirements, see [Requirements for single-copy atomicity](#) and [Alignment of data accesses](#). If a 64-bit pair Store-Exclusive succeeds, it causes a single-copy atomic update of the 128-bit memory location being updated. The instruction also has memory ordering semantics, as described in [Load-Acquire, Store-Release](#). For information about addressing modes, see [Load/Store addressing modes](#).



Encoding for the 32-bit variant

Applies when (sz == 0)

```
STLXP <Ws>, <Wt1>, <Wt2>, [<Xn|SP>{, #0}]
```

Encoding for the 64-bit variant

Applies when (sz == 1)

```
STLXP <Ws>, <Xt1>, <Xt2>, [<Xn|SP>{, #0}]
```

Decode for all variants of this encoding

```
constant integer s = UInt(Rs);
constant integer t = UInt(Rt);
constant integer t2 = UInt(Rt2);
constant integer n = UInt(Rn);

constant integer elsize = 32 << UInt(sz);
constant integer datasize = elsize * 2;
constant boolean acqrel = TRUE;
constant boolean tagchecked = n != 31;

boolean rt_unknown = FALSE;
boolean rn_unknown = FALSE;
if s == t || (s == t2) then
    constant Constraint c = ConstrainUnpredictable(Unpredictable DATAOVERLAP);
    assert c IN {Constraint UNKNOWN, Constraint UNDEF, Constraint NOP};
    case c of
        when Constraint UNKNOWN    rt_unknown = TRUE;    // store UNKNOWN value
        when Constraint UNDEF       EndOfDecode(Decode UNDEF);
        when Constraint NOP         EndOfDecode(Decode NOP);
if s == n && n != 31 then
    constant Constraint c = ConstrainUnpredictable(Unpredictable BASEOVERLAP);
    assert c IN {Constraint UNKNOWN, Constraint UNDEF, Constraint NOP};
    case c of
        when Constraint UNKNOWN    rn_unknown = TRUE;    // address is UNKNOWN
        when Constraint UNDEF       EndOfDecode(Decode UNDEF);
        when Constraint NOP         EndOfDecode(Decode NOP);
```

For information about the CONSTRAINED UNPREDICTABLE behavior of this instruction, see [Architectural Constraints on UNPREDICTABLE behaviors](#), and particularly [STLXP](#).

Assembler Symbols

<Ws> Is the 32-bit name of the general-purpose register into which the status result of the store exclusive is written, encoded in the "Rs" field. The value returned is:

0

If the operation updates memory.

1

If the operation fails to update memory.

- <Wt1> Is the 32-bit name of the first general-purpose register to be transferred, encoded in the "Rt" field.
- <Wt2> Is the 32-bit name of the second general-purpose register to be transferred, encoded in the "Rt2" field.
- <Xn|SP> Is the 64-bit name of the general-purpose base register or stack pointer, encoded in the "Rn" field.
- <Xt1> Is the 64-bit name of the first general-purpose register to be transferred, encoded in the "Rt" field.
- <Xt2> Is the 64-bit name of the second general-purpose register to be transferred, encoded in the "Rt2" field.

Aborts and alignment

If a synchronous Data Abort exception is generated by the execution of this instruction:

- Memory is not updated.
- <Ws> is not updated.

Accessing an address that is not aligned to the size of the data being accessed causes an Alignment fault Data Abort exception to be generated, subject to the following rules:

- If AArch64.ExclusiveMonitorsPass() returns TRUE, the exception is generated.
- Otherwise, it is IMPLEMENTATION DEFINED whether the exception is generated.

If AArch64.ExclusiveMonitorsPass() returns FALSE and the memory address, if accessed, would generate a synchronous Data Abort exception, it is IMPLEMENTATION DEFINED whether the exception is generated.

Operation

```
bits(64) address;
bits(datasize) data;

constant integer dbytes = datasize DIV 8;
constant boolean privileged = PSTATE.EL != ELO;
constant AccessDescriptor accdesc = CreateAccDescExLDST(MemOp\_STORE, acqrel,
                                                    tagchecked, privileged);

if n == 31 then
    CheckSPAlignment();
    address = SP[64];
elseif rn_unknown then
    address = bits(64) UNKNOWN;
else
    address = X[n, 64];

if rt_unknown then
    data = bits(datasize) UNKNOWN;
else
    constant bits(datasize DIV 2) el1 = X[t, datasize DIV 2];
    constant bits(datasize DIV 2) el2 = X[t2, datasize DIV 2];
    data = if BigEndian(accdesc.acctype) then el1:el2 else el2:el1;
bit status = '1';
// Check whether the Exclusives monitors are set to include the
// physical memory locations corresponding to virtual address
// range [address, address+dbytes-1].
// If AArch64.ExclusiveMonitorsPass() returns FALSE and the memory address,
// if accessed, would generate a synchronous Data Abort exception, it is
// IMPLEMENTATION DEFINED whether the exception is generated.
// It is a limitation of this model that synchronous Data Aborts are never
// generated in this case, as Mem[] is not called.

// If FEAT_SPE is implemented, it is also IMPLEMENTATION DEFINED whether or not the
// physical address packet is output when permitted and when
// AArch64.ExclusiveMonitorPass() returns FALSE for a Store Exclusive instruction.
// This behavior is not reflected here due to the previously stated limitation.
if AArch64.ExclusiveMonitorsPass(address, dbytes, accdesc) then
    // This atomic write will be rejected if it does not refer
    // to the same physical locations after address translation.
    Mem[address, dbytes, accdesc] = data;
    status = ExclusiveMonitorsStatus();
X[s, 32] = ZeroExtend(status, 32);
```

Operational information

If PSTATE.DIT is 1, the timing of this instruction is insensitive to the value of the data being loaded or stored.

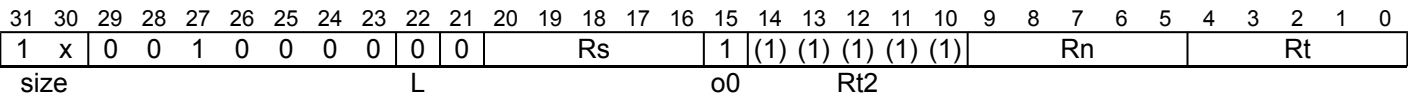
Internal version only: aarchmrs v2025-03_rel, pseudocode v2025-03_rel ; Build timestamp: 2025-03-21T17:41

Copyright © 2010-2025 Arm Limited or its affiliates. All rights reserved. This document is Non-Confidential.

STLXR

Store-release exclusive register

This instruction stores a 32-bit word or a 64-bit doubleword to memory if the PE has exclusive access to the memory address, and returns a status value of 0 if the store was successful, or of 1 if no store was performed. See [Synchronization and semaphores](#). The memory access is atomic. The instruction also has memory ordering semantics as described in [Load-Acquire, Store-Release](#). For information about addressing modes, see [Load/Store addressing modes](#).



Encoding for the 32-bit variant

Applies when (size == 10)

```
STLXR <Ws>, <Wt>, [<Xn|SP>{, #0}]
```

Encoding for the 64-bit variant

Applies when (size == 11)

```
STLXR <Ws>, <Xt>, [<Xn|SP>{, #0}]
```

Decode for all variants of this encoding

```
constant integer s = UInt(Rs);
constant integer t = UInt(Rt);
constant integer n = UInt(Rn);

constant integer elsize = 8 << UInt(size);
constant boolean acqrel = TRUE;
constant boolean tagchecked = n != 31;

boolean rt_unknown = FALSE;
boolean rn_unknown = FALSE;
if s == t then
    constant Constraint c = ConstrainUnpredictable(Unpredictable DATAOVERLAP);
    assert c IN {Constraint_UNKNOWN, Constraint_UNDEF, Constraint_NOP};
    case c of
        when Constraint_UNKNOWN    rt_unknown = TRUE;    // store UNKNOWN value
        when Constraint_UNDEF      EndOfDecode(Decode_UNDEF);
        when Constraint_NOP        EndOfDecode(Decode_NOP);
if s == n && n != 31 then
    constant Constraint c = ConstrainUnpredictable(Unpredictable BASEOVERLAP);
    assert c IN {Constraint_UNKNOWN, Constraint_UNDEF, Constraint_NOP};
    case c of
        when Constraint_UNKNOWN    rn_unknown = TRUE;    // address is UNKNOWN
        when Constraint_UNDEF      EndOfDecode(Decode_UNDEF);
        when Constraint_NOP        EndOfDecode(Decode_NOP);
```

For information about the CONSTRAINED UNPREDICTABLE behavior of this instruction, see [Architectural Constraints on UNPREDICTABLE behaviors](#), and particularly [STLXR](#).

Assembler Symbols

- <Ws>
- Is the 32-bit name of the general-purpose register into which the status result of the store exclusive is written, encoded in the "Rs" field. The value returned is:
0
If the operation NOP updates memory.

If the operation fails to update memory.

- <Wt> Is the 32-bit name of the general-purpose register to be transferred, encoded in the "Rt" field.
- <Xn|SP> Is the 64-bit name of the general-purpose base register or stack pointer, encoded in the "Rn" field.
- <Xt> Is the 64-bit name of the general-purpose register to be transferred, encoded in the "Rt" field.

Aborts and alignment

If a synchronous Data Abort exception is generated by the execution of this instruction:

- Memory is not updated.
- <Ws> is not updated.

Accessing an address that is not aligned to the size of the data being accessed causes an Alignment fault Data Abort exception to be generated, subject to the following rules:

- If AArch64.ExclusiveMonitorsPass() returns TRUE, the exception is generated.
- Otherwise, it is IMPLEMENTATION DEFINED whether the exception is generated.

If AArch64.ExclusiveMonitorsPass() returns FALSE and the memory address, if accessed, would generate a synchronous Data Abort exception, it is IMPLEMENTATION DEFINED whether the exception is generated.

Operation

```
bits(64) address;
bits(elsize) data;

constant integer dbytes = elsize DIV 8;
constant boolean privileged = PSTATE.EL != EL0;
constant AccessDescriptor accdesc = CreateAccDescExLDST(MemOp_STORE, acqrel,
                                                         tagchecked, privileged);

if n == 31 then
    CheckSPAlignment();
    address = SP[64];
elseif rn_unknown then
    address = bits(64) UNKNOWN;
else
    address = X[n, 64];

if rt_unknown then
    data = bits(elsize) UNKNOWN;
else
    data = X[t, elsize];
bit status = '1';
// Check whether the Exclusives monitors are set to include the
// physical memory locations corresponding to virtual address
// range [address, address+dbytes-1].
// If AArch64.ExclusiveMonitorsPass() returns FALSE and the memory address,
// if accessed, would generate a synchronous Data Abort exception, it is
// IMPLEMENTATION DEFINED whether the exception is generated.
// It is a limitation of this model that synchronous Data Aborts are never
// generated in this case, as Mem[] is not called.

// If FEAT_SPE is implemented, it is also IMPLEMENTATION DEFINED whether or not the
// physical address packet is output when permitted and when
// AArch64.ExclusiveMonitorPass() returns FALSE for a Store Exclusive instruction.
// This behavior is not reflected here due to the previously stated limitation.
if AArch64.ExclusiveMonitorsPass(address, dbytes, accdesc) then
    // This atomic write will be rejected if it does not refer
    // to the same physical locations after address translation.
    Mem[address, dbytes, accdesc] = data;
    status = ExclusiveMonitorsStatus();
X[s, 32] = ZeroExtend(status, 32);
```

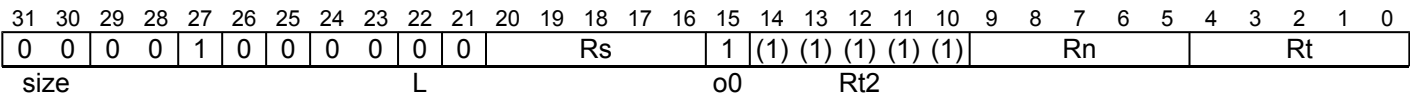
Operational information

If PSTATE.DIT is 1, the timing of this instruction is insensitive to the value of the data being loaded or stored.

STLXRB

Store-release exclusive register byte

This instruction stores a byte from a 32-bit register to memory if the PE has exclusive access to the memory address, and returns a status value of 0 if the store was successful, or of 1 if no store was performed. See [Synchronization and semaphores](#). The memory access is atomic. The instruction also has memory ordering semantics as described in [Load-Acquire, Store-Release](#). For information about addressing modes, see [Load/Store addressing modes](#).



Encoding

STLXRB <Ws>, <Wt>, [<Xn|SP>{, #0}]

Decode for this encoding

```
constant integer s = UInt(Rs);
constant integer t = UInt(Rt);
constant integer n = UInt(Rn);

constant boolean acqrel = TRUE;
constant boolean tagchecked = n != 31;

boolean rt_unknown = FALSE;
boolean rn_unknown = FALSE;
if s == t then
    constant Constraint c = ConstrainUnpredictable(Unpredictable DATAOVERLAP);
    assert c IN {Constraint UNKNOWN, Constraint UNDEF, Constraint NOP};
    case c of
        when Constraint UNKNOWN    rt_unknown = TRUE;    // store UNKNOWN value
        when Constraint UNDEF      EndOfDecode(Decode UNDEF);
        when Constraint NOP        EndOfDecode(Decode NOP);
if s == n && n != 31 then
    constant Constraint c = ConstrainUnpredictable(Unpredictable BASEOVERLAP);
    assert c IN {Constraint UNKNOWN, Constraint UNDEF, Constraint NOP};
    case c of
        when Constraint UNKNOWN    rn_unknown = TRUE;    // address is UNKNOWN
        when Constraint UNDEF      EndOfDecode(Decode UNDEF);
        when Constraint NOP        EndOfDecode(Decode NOP);
```

For information about the CONSTRAINED UNPREDICTABLE behavior of this instruction, see [Architectural Constraints on UNPREDICTABLE behaviors](#), and particularly [STLXRB](#).

Assembler Symbols

- <Ws>
- Is the 32-bit name of the general-purpose register into which the status result of the store exclusive is written, encoded in the "Rs" field. The value returned is:
- 0
- If the operation updates memory.
- 1
- If the operation fails to update memory.

<Wt> Is the 32-bit name of the general-purpose register to be transferred, encoded in the "Rt" field.

<Xn|SP> Is the 64-bit name of the general-purpose base register or stack pointer, encoded in the "Rn" field.

Aborts

If a synchronous Data Abort exception is generated by the execution of this instruction:

- Memory is not updated.
- <Ws> is not updated.

If `AArch64.ExclusiveMonitorsPass()` returns `FALSE` and the memory address, if accessed, would generate a synchronous Data Abort exception, it is IMPLEMENTATION DEFINED whether the exception is generated.

Operation

```
bits(64) address;
bits(8) data;

constant boolean privileged = PSTATE.EL != EL0;
constant AccessDescriptor accdesc = CreateAccDescExLDST(MemOp\_STORE, acqrel,
                                                    tagchecked, privileged);

if n == 31 then
    CheckSPAlignment();
    address = SP[64];
elseif rn_unknown then
    address = bits(64) UNKNOWN;
else
    address = X[n, 64];

if rt_unknown then
    data = bits(8) UNKNOWN;
else
    data = X[t, 8];
bit status = '1';
// Check whether the Exclusives monitors are set to include the
// physical memory locations corresponding to virtual address
// range [address, address+dbytes-1].
// If AArch64.ExclusiveMonitorsPass() returns FALSE and the memory address,
// if accessed, would generate a synchronous Data Abort exception, it is
// IMPLEMENTATION DEFINED whether the exception is generated.
// It is a limitation of this model that synchronous Data Aborts are never
// generated in this case, as Mem[] is not called.

// If FEAT_SPE is implemented, it is also IMPLEMENTATION DEFINED whether or not the
// physical address packet is output when permitted and when
// AArch64.ExclusiveMonitorPass() returns FALSE for a Store Exclusive instruction.
// This behavior is not reflected here due to the previously stated limitation.
if AArch64.ExclusiveMonitorsPass(address, 1, accdesc) then
    // This atomic write will be rejected if it does not refer
    // to the same physical locations after address translation.
    Mem[address, 1, accdesc] = data;
    status = ExclusiveMonitorsStatus();
X[s, 32] = ZeroExtend(status, 32);
```

Operational information

If `PSTATE.DIT` is 1, the timing of this instruction is insensitive to the value of the data being loaded or stored.

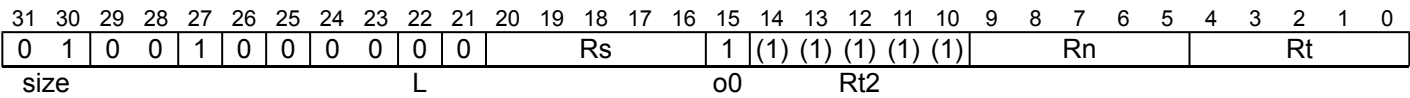
Internal version only: aarchmrs v2025-03_rel, pseudocode v2025-03_rel ; Build timestamp: 2025-03-21T17:41

Copyright © 2010-2025 Arm Limited or its affiliates. All rights reserved. This document is Non-Confidential.

STLXRH

Store-release exclusive register halfword

This instruction stores a halfword from a 32-bit register to memory if the PE has exclusive access to the memory address, and returns a status value of 0 if the store was successful, or of 1 if no store was performed. See *Synchronization and semaphores*. The memory access is atomic. The instruction also has memory ordering semantics as described in *Load-Acquire, Store-Release*. For information about addressing modes, see *Load/Store addressing modes*.



Encoding

STLXRH <Ws>, <Wt>, [<Xn|SP>{, #0}]

Decode for this encoding

```
constant integer s = UInt(Rs);
constant integer t = UInt(Rt);
constant integer n = UInt(Rn);

constant boolean acqrel = TRUE;
constant boolean tagchecked = n != 31;

boolean rt_unknown = FALSE;
boolean rn_unknown = FALSE;
if s == t then
    constant Constraint c = ConstrainUnpredictable(Unpredictable DATAOVERLAP);
    assert c IN {Constraint UNKNOWN, Constraint UNDEF, Constraint NOP};
    case c of
        when Constraint UNKNOWN    rt_unknown = TRUE;    // store UNKNOWN value
        when Constraint UNDEF      EndOfDecode(Decode UNDEF);
        when Constraint NOP        EndOfDecode(Decode NOP);
if s == n && n != 31 then
    constant Constraint c = ConstrainUnpredictable(Unpredictable BASEOVERLAP);
    assert c IN {Constraint UNKNOWN, Constraint UNDEF, Constraint NOP};
    case c of
        when Constraint UNKNOWN    rn_unknown = TRUE;    // address is UNKNOWN
        when Constraint UNDEF      EndOfDecode(Decode UNDEF);
        when Constraint NOP        EndOfDecode(Decode NOP);
```

For information about the CONSTRAINED UNPREDICTABLE behavior of this instruction, see *Architectural Constraints on UNPREDICTABLE behaviors*, and particularly *STLXRH*.

Assembler Symbols

- <Ws>
- Is the 32-bit name of the general-purpose register into which the status result of the store exclusive is written, encoded in the "Rs" field. The value returned is:
- 0
- If the operation updates memory.
- 1
- If the operation fails to update memory.

<Wt> Is the 32-bit name of the general-purpose register to be transferred, encoded in the "Rt" field.

<Xn|SP> Is the 64-bit name of the general-purpose base register or stack pointer, encoded in the "Rn" field.

Aborts and alignment

If a synchronous Data Abort exception is generated by the execution of this instruction:

- Memory is not updated.
- <Ws> is not updated.

A non halfword-aligned memory address causes an Alignment fault Data Abort exception to be generated, subject to the following rules:

- If `AArch64.ExclusiveMonitorsPass()` returns `TRUE`, the exception is generated.
- Otherwise, it is IMPLEMENTATION DEFINED whether the exception is generated.

If `AArch64.ExclusiveMonitorsPass()` returns `FALSE` and the memory address, if accessed, would generate a synchronous Data Abort exception, it is IMPLEMENTATION DEFINED whether the exception is generated.

Operation

```
bits(64) address;
bits(16) data;

constant boolean privileged = PSTATE.EL != EL0;
constant AccessDescriptor accdesc = CreateAccDescExLDST(MemOp_STORE, acqrel,
                                                         tagchecked, privileged);

if n == 31 then
    CheckSPAlignment();
    address = SP[64];
elseif rn_unknown then
    address = bits(64) UNKNOWN;
else
    address = X[n, 64];

if rt_unknown then
    data = bits(16) UNKNOWN;
else
    data = X[t, 16];
bit status = '1';
// Check whether the Exclusives monitors are set to include the
// physical memory locations corresponding to virtual address
// range [address, address+dbytes-1].
// If AArch64.ExclusiveMonitorsPass() returns FALSE and the memory address,
// if accessed, would generate a synchronous Data Abort exception, it is
// IMPLEMENTATION DEFINED whether the exception is generated.
// It is a limitation of this model that synchronous Data Aborts are never
// generated in this case, as Mem[] is not called.

// If FEAT_SPE is implemented, it is also IMPLEMENTATION DEFINED whether or not the
// physical address packet is output when permitted and when
// AArch64.ExclusiveMonitorPass() returns FALSE for a Store Exclusive instruction.
// This behavior is not reflected here due to the previously stated limitation.
if AArch64.ExclusiveMonitorsPass(address, 2, accdesc) then
    // This atomic write will be rejected if it does not refer
    // to the same physical locations after address translation.
    Mem[address, 2, accdesc] = data;
    status = ExclusiveMonitorsStatus();
X[s, 32] = ZeroExtend(status, 32);
```

Operational information

If `PSTATE.DIT` is 1, the timing of this instruction is insensitive to the value of the data being loaded or stored.

Internal version only: aarchmrs v2025-03_rel, pseudocode v2025-03_rel ; Build timestamp: 2025-03-21T17:41

Copyright © 2010-2025 Arm Limited or its affiliates. All rights reserved. This document is Non-Confidential.

STNP

Store pair of registers, with non-temporal hint

This instruction calculates an address from a base register value and an immediate offset, and stores two 32-bit words or two 64-bit doublewords to the calculated address, from two registers. For information about addressing modes, see *Load/Store addressing modes*. For information about non-temporal pair instructions, see *Load/Store non-temporal pair*.

31	30	29	28	27	26	25	24	23	22	21	20	19	18	17	16	15	14	13	12	11	10	9	8	7	6	5	4	3	2	1	0
x	0	1	0	1	0	0	0	0	0	imm7							Rt2					Rn					Rt				
opc		VR				L																									

Encoding for the 32-bit variant

Applies when (opc == 00)

STNP <Wt1>, <Wt2>, [<Xn|SP>{, #<imm>}]

Encoding for the 64-bit variant

Applies when (opc == 10)

STNP <Xt1>, <Xt2>, [<Xn|SP>{, #<imm>}]

Decode for all variants of this encoding

```
constant integer t = UInt(Rt);
constant integer t2 = UInt(Rt2);
constant integer n = UInt(Rn);
constant boolean nontemporal = TRUE;
constant integer scale = 2 + UInt(opc<1>);
constant integer datasize = 8 << scale;
constant bits(64) offset = LSL(SignExtend(imm7, 64), scale);
constant boolean tagchecked = n != 31;
```

Assembler Symbols

- <Wt1> Is the 32-bit name of the first general-purpose register to be transferred, encoded in the "Rt" field.
- <Wt2> Is the 32-bit name of the second general-purpose register to be transferred, encoded in the "Rt2" field.
- <Xn|SP> Is the 64-bit name of the general-purpose base register or stack pointer, encoded in the "Rn" field.
- <imm> For the "32-bit" variant: is the optional signed immediate byte offset, a multiple of 4 in the range -256 to 252, defaulting to 0 and encoded in the "imm7" field as <imm>/4.
For the "64-bit" variant: is the optional signed immediate byte offset, a multiple of 8 in the range -512 to 504, defaulting to 0 and encoded in the "imm7" field as <imm>/8.
- <Xt1> Is the 64-bit name of the first general-purpose register to be transferred, encoded in the "Rt" field.
- <Xt2> Is the 64-bit name of the second general-purpose register to be transferred, encoded in the "Rt2" field.

Operation

```
bits(64) address;
bits(64) address2;
constant integer dbytes = datasize DIV 8;
constant boolean privileged = PSTATE.EL != EL0;
constant AccessDescriptor accdesc = CreateAccDescGPR(MemOp_STORE, nontemporal, privileged,
                                                    tagchecked);

if n == 31 then
    CheckSPAlignment();
    address = SP[64];
else
    address = X[n, 64];

address = AddressAdd(address, offset, accdesc);
address2 = AddressIncrement(address, dbytes, accdesc);
Mem[address, dbytes, accdesc] = X[t, datasize];
Mem[address2, dbytes, accdesc] = X[t2, datasize];
```

Operational information

If PSTATE.DIT is 1, the timing of this instruction is insensitive to the value of the data being loaded or stored.

Internal version only: aarchmrs v2025-03_rel, pseudocode v2025-03_rel ; Build timestamp: 2025-03-21T17:41

Copyright © 2010-2025 Arm Limited or its affiliates. All rights reserved. This document is Non-Confidential.

STP

Store pair of registers

This instruction calculates an address from a base register value and an immediate offset, and stores two 32-bit words or two 64-bit doublewords to the calculated address, from two registers. For information about addressing modes, see *Load/Store addressing modes*.
It has encodings from 3 classes: [Post-index](#) , [Pre-index](#) and [Signed offset](#)

Post-index

31	30	29	28	27	26	25	24	23	22	21	20	19	18	17	16	15	14	13	12	11	10	9	8	7	6	5	4	3	2	1	0
x	0	1	0	1	0	0	0	1	0	imm7							Rt2				Rn				Rt						
opc				VR					L																						

Encoding for the 32-bit variant

Applies when (opc == 00)

STP <Wt1>, <Wt2>, [<Xn|SP>], #<imm>

Encoding for the 64-bit variant

Applies when (opc == 10)

STP <Xt1>, <Xt2>, [<Xn|SP>], #<imm>

Decode for all variants of this encoding

```
constant boolean wback = TRUE;
constant boolean postindex = TRUE;
```

Pre-index

31	30	29	28	27	26	25	24	23	22	21	20	19	18	17	16	15	14	13	12	11	10	9	8	7	6	5	4	3	2	1	0
x	0	1	0	1	0	0	1	1	0	imm7							Rt2				Rn				Rt						
opc				VR					L																						

Encoding for the 32-bit variant

Applies when (opc == 00)

STP <Wt1>, <Wt2>, [<Xn|SP>, #<imm>]!

Encoding for the 64-bit variant

Applies when (opc == 10)

STP <Xt1>, <Xt2>, [<Xn|SP>, #<imm>]!

Decode for all variants of this encoding

```
constant boolean wback = TRUE;
constant boolean postindex = FALSE;
```

Signed offset

31	30	29	28	27	26	25	24	23	22	21	20	19	18	17	16	15	14	13	12	11	10	9	8	7	6	5	4	3	2	1	0
x	0	1	0	1	0	0	1	0	0	imm7							Rt2				Rn				Rt						
opc				VR					L																						

Encoding for the 32-bit variant

Applies when (opc == 00)

```
STP <Wt1>, <Wt2>, [<Xn|SP>{, #<imm>}]
```

Encoding for the 64-bit variant

Applies when (opc == 10)

```
STP <Xt1>, <Xt2>, [<Xn|SP>{, #<imm>}]
```

Decode for all variants of this encoding

```
constant boolean wback = FALSE;  
constant boolean postindex = FALSE;
```

For information about the CONSTRAINED UNPREDICTABLE behavior of this instruction, see [Architectural Constraints on UNPREDICTABLE behaviors](#), and particularly [STP](#).

Assembler Symbols

<Wt1>	Is the 32-bit name of the first general-purpose register to be transferred, encoded in the "Rt" field.
<Wt2>	Is the 32-bit name of the second general-purpose register to be transferred, encoded in the "Rt2" field.
<Xn SP>	Is the 64-bit name of the general-purpose base register or stack pointer, encoded in the "Rn" field.
<imm>	<p>For the "32-bit Post-index" and "32-bit Pre-index" variants: is the signed immediate byte offset, a multiple of 4 in the range -256 to 252, encoded in the "imm7" field as <imm>/4.</p> <p>For the "64-bit Post-index" and "64-bit Pre-index" variants: is the signed immediate byte offset, a multiple of 8 in the range -512 to 504, encoded in the "imm7" field as <imm>/8.</p> <p>For the "32-bit Signed offset" variant: is the optional signed immediate byte offset, a multiple of 4 in the range -256 to 252, defaulting to 0 and encoded in the "imm7" field as <imm>/4.</p> <p>For the "64-bit Signed offset" variant: is the optional signed immediate byte offset, a multiple of 8 in the range -512 to 504, defaulting to 0 and encoded in the "imm7" field as <imm>/8.</p>
<Xt1>	Is the 64-bit name of the first general-purpose register to be transferred, encoded in the "Rt" field.
<Xt2>	Is the 64-bit name of the second general-purpose register to be transferred, encoded in the "Rt2" field.

Shared Decode

```
constant integer t = UInt(Rt);  
constant integer t2 = UInt(Rt2);  
constant integer n = UInt(Rn);  
constant boolean nontemporal = FALSE;  
constant integer scale = 2 + UInt(opc<1>);  
constant integer datasize = 8 << scale;  
constant bits(64) offset = LSL(SignExtend(imm7, 64), scale);  
constant boolean tagchecked = wback || n != 31;  
  
boolean rt_unknown = FALSE;  
if wback && (t == n || t2 == n) && n != 31 then  
    constant Constraint c = ConstrainUnpredictable(Unpredictable WBOVERLAPST);  
    assert c IN {Constraint NONE, Constraint UNKNOWN, Constraint UNDEF, Constraint NOP};  
    case c of  
        when Constraint NONE      rt_unknown = FALSE;    // Value stored is pre-writeback  
        when Constraint UNKNOWN    rt_unknown = TRUE;     // Value stored is UNKNOWN  
        when Constraint UNDEF      EndOfDecode(Decode UNDEF);  
        when Constraint NOP        EndOfDecode(Decode NOP);
```

Operation

```
bits(64) address;
bits(64) address2;
bits(datasize) data1;
bits(datasize) data2;
constant integer dbytes = datasize DIV 8;

constant boolean privileged = PSTATE.EL != EL0;
constant boolean ispair = IsFeatureImplemented(FEAT_LSE2);

constant AccessDescriptor accdesc = CreateAccDescGPR(MemOp_STORE, nontemporal, privileged,
                                                    tagchecked, ispair);

if n == 31 then
    CheckSPAlignment();
    address = SP[64];
else
    address = X[n, 64];

if !postindex then
    address = AddressAdd(address, offset, accdesc);

if rt_unknown && t == n then
    data1 = bits(datasize) UNKNOWN;
else
    data1 = X[t, datasize];
if rt_unknown && t2 == n then
    data2 = bits(datasize) UNKNOWN;
else
    data2 = X[t2, datasize];

if accdesc.ispair then
    constant bits(2*datasize) full_data = (if BigEndian(accdesc.acctype) then data1:data2
                                             else data2:data1);
    Mem[address, 2 * dbytes, accdesc] = full_data;
else
    address2 = AddressIncrement(address, dbytes, accdesc);
    Mem[address, dbytes, accdesc] = data1;
    Mem[address2, dbytes, accdesc] = data2;

if wback then
    if postindex then
        address = AddressAdd(address, offset, accdesc);
    if n == 31 then
        SP[64] = address;
    else
        X[n, 64] = address;
```

Operational information

If PSTATE.DIT is 1, the timing of this instruction is insensitive to the value of the data being loaded or stored.

Internal version only: aarchmrs v2025-03_rel, pseudocode v2025-03_rel ; Build timestamp: 2025-03-21T17:41

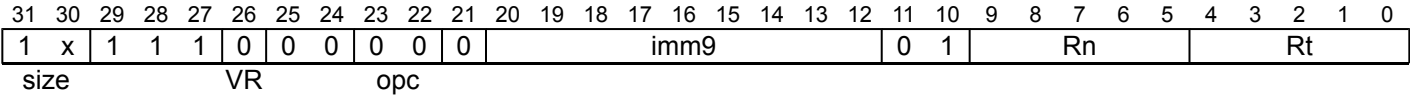
Copyright © 2010-2025 Arm Limited or its affiliates. All rights reserved. This document is Non-Confidential.

STR (immediate)

Store register (immediate)

This instruction stores a word or a doubleword from a register to memory. The address that is used for the store is calculated from a base register and an immediate offset. For information about addressing modes, see *Load/Store addressing modes*. It has encodings from 3 classes: [Post-index](#) , [Pre-index](#) and [Unsigned offset](#)

Post-index



Encoding for the 32-bit variant

Applies when (size == 10)

```
STR <Wt>, [<Xn|SP>], #<simm>
```

Encoding for the 64-bit variant

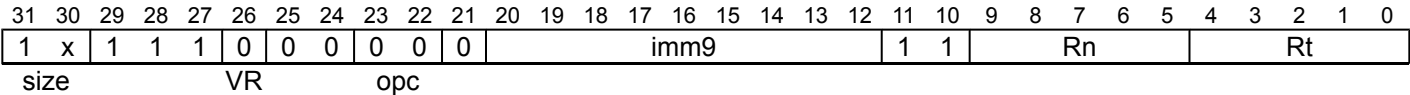
Applies when (size == 11)

```
STR <Xt>, [<Xn|SP>], #<simm>
```

Decode for all variants of this encoding

```
constant boolean wback = TRUE;
constant boolean postindex = TRUE;
constant integer scale = UInt(size);
constant bits(64) offset = SignExtend(imm9, 64);
```

Pre-index



Encoding for the 32-bit variant

Applies when (size == 10)

```
STR <Wt>, [<Xn|SP>, #<simm>]!
```

Encoding for the 64-bit variant

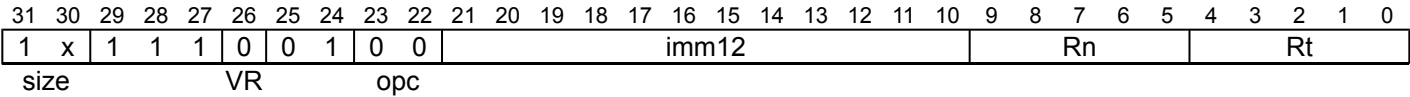
Applies when (size == 11)

```
STR <Xt>, [<Xn|SP>, #<simm>]!
```

Decode for all variants of this encoding

```
constant boolean wback = TRUE;
constant boolean postindex = FALSE;
constant integer scale = UInt(size);
constant bits(64) offset = SignExtend(imm9, 64);
```

Unsigned offset



Encoding for the 32-bit variant

Applies when (size == 10)

```
STR <Wt>, [<Xn|SP>{, #<pimm>}]
```

Encoding for the 64-bit variant

Applies when (size == 11)

```
STR <Xt>, [<Xn|SP>{, #<pimm>}]
```

Decode for all variants of this encoding

```
constant boolean wback = FALSE;
constant boolean postindex = FALSE;
constant integer scale = UInt(size);
constant bits(64) offset = LSL(ZeroExtend(imm12, 64), scale);
```

Assembler Symbols

- <Wt> Is the 32-bit name of the general-purpose register to be transferred, encoded in the "Rt" field.
- <Xn|SP> Is the 64-bit name of the general-purpose base register or stack pointer, encoded in the "Rn" field.
- <sim> Is the signed immediate byte offset, in the range -256 to 255, encoded in the "imm9" field.
- <Xt> Is the 64-bit name of the general-purpose register to be transferred, encoded in the "Rt" field.
- <pimm> For the "32-bit" variant: is the optional positive immediate byte offset, a multiple of 4 in the range 0 to 16380, defaulting to 0 and encoded in the "imm12" field as <pimm>/4.
For the "64-bit" variant: is the optional positive immediate byte offset, a multiple of 8 in the range 0 to 32760, defaulting to 0 and encoded in the "imm12" field as <pimm>/8.

Shared Decode

```
constant integer t = UInt(Rt);
constant integer n = UInt(Rn);
constant integer datasize = 8 << scale;
constant boolean nontemporal = FALSE;
constant boolean tagchecked = wback || n != 31;

Constraint c;
boolean rt_unknown = FALSE;
if wback && n == t && n != 31 then
    c = ConstrainUnpredictable(Unpredictable WBOVERLAPST);
assert c IN {Constraint_NONE, Constraint_UNKNOWN, Constraint_UNDEF, Constraint_NOP};
case c of
    when Constraint_NONE    rt_unknown = FALSE;    // Value stored is original value
    when Constraint_UNKNOWN rt_unknown = TRUE;     // Value stored is UNKNOWN
    when Constraint_UNDEF    EndOfDecode(Decode_UNDEF);
    when Constraint_NOP      EndOfDecode(Decode_NOP);
```

Operation

```
bits(64) address;

constant boolean privileged = PSTATE.EL != EL0;
constant AccessDescriptor accdesc = CreateAccDescGPR(MemOp\_STORE, nontemporal, privileged,
                                                    tagchecked);

if n == 31 then
    CheckSPAlignment();
    address = SP[64];
else
    address = X[n, 64];

if !postindex then
    address = AddressAdd(address, offset, accdesc);

bits(datasize) data;
if rt_unknown then
    data = bits(datasize) UNKNOWN;
else
    data = X[t, datasize];

Mem[address, datasize DIV 8, accdesc] = data;

if wback then
    if postindex then
        address = AddressAdd(address, offset, accdesc);
    if n == 31 then
        SP[64] = address;
    else
        X[n, 64] = address;
```

Operational information

If PSTATE.DIT is 1, the timing of this instruction is insensitive to the value of the data being loaded or stored.

Internal version only: aarchmrs v2025-03_rel, pseudocode v2025-03_rel ; Build timestamp: 2025-03-21T17:41

Copyright © 2010-2025 Arm Limited or its affiliates. All rights reserved. This document is Non-Confidential.

STR (register)

Store register (register)

This instruction calculates an address from a base register value and an offset register value, and stores a 32-bit word or a 64-bit doubleword to the calculated address, from a register. For information about addressing modes, see *Load/Store addressing modes*.
The instruction uses an offset addressing mode, that calculates the address used for the memory access from a base register value and an offset register value. The offset can be optionally shifted and extended.

31	30	29	28	27	26	25	24	23	22	21	20	19	18	17	16	15	14	13	12	11	10	9	8	7	6	5	4	3	2	1	0
1	x	1	1	1	0	0	0	0	0	1	Rm				option		S	1	0	Rn				Rt							
size				VR				opc																							

Encoding for the 32-bit variant

Applies when (size == 10)

```
STR <Wt>, [<Xn|SP>, (<Wm>|<Xm>){, <extend> {<amount>}}]
```

Encoding for the 64-bit variant

Applies when (size == 11)

```
STR <Xt>, [<Xn|SP>, (<Wm>|<Xm>){, <extend> {<amount>}}]
```

Decode for all variants of this encoding

```
if option<1> == '0' then EndOfDecode(Decode_UNDEF); // sub-word index
constant ExtendType extend_type = DecodeRegExtend(option);
constant integer scale = UInt(size);
constant integer shift = if S == '1' then scale else 0;
```

Assembler Symbols

- <Wt> Is the 32-bit name of the general-purpose register to be transferred, encoded in the "Rt" field.
- <Xn|SP> Is the 64-bit name of the general-purpose base register or stack pointer, encoded in the "Rn" field.
- <Wm> When option<0> is set to 0, is the 32-bit name of the general-purpose index register, encoded in the "Rm" field.
- <Xm> When option<0> is set to 1, is the 64-bit name of the general-purpose index register, encoded in the "Rm" field.
- <extend> Is the index extend/shift specifier, defaulting to LSL, and which must be omitted for the LSL option when <amount> is omitted, encoded in "option":

option	<extend>
010	UXTW
011	LSL
110	SXTW
111	SXTX

<amount> For the "32-bit" variant: is the index shift amount, optional only when <extend> is not LSL. Where it is permitted to be optional, it defaults to #0. It is encoded in "S":

S	<amount>
0	#0
1	#2

For the "64-bit" variant: is the index shift amount, optional only when <extend> is not LSL. Where it is permitted to be optional, it defaults to #0. It is encoded in "S":

S	<amount>
0	#0
1	#3

<Xt> Is the 64-bit name of the general-purpose register to be transferred, encoded in the "Rt" field.

Shared Decode

```
constant integer t = UInt(Rt);
constant integer n = UInt(Rn);
constant integer m = UInt(Rm);
constant integer datasize = 8 << scale;
constant boolean nontemporal = FALSE;
constant boolean tagchecked = TRUE;
```

Operation

```
constant bits(64) offset = ExtendReg(m, extend_type, shift, 64);
bits(64) address;

constant boolean privileged = PSTATE.EL != EL0;
constant AccessDescriptor accdesc = CreateAccDescGPR(MemOp_STORE, nontemporal, privileged,
                                                    tagchecked);

if n == 31 then
    CheckSPAlignment();
    address = SP[64];
else
    address = X[n, 64];

address = AddressAdd(address, offset, accdesc);

Mem[address, datasize DIV 8, accdesc] = X[t, datasize];
```

Operational information

If PSTATE.DIT is 1, the timing of this instruction is insensitive to the value of the data being loaded or stored.

Internal version only: aarchmrs v2025-03_rel, pseudocode v2025-03_rel ; Build timestamp: 2025-03-21T17:41

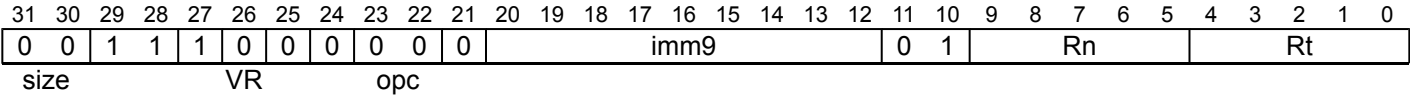
Copyright © 2010-2025 Arm Limited or its affiliates. All rights reserved. This document is Non-Confidential.

STRB (immediate)

Store register byte (immediate)

This instruction stores the least significant byte of a 32-bit register to memory. The address that is used for the store is calculated from a base register and an immediate offset. For information about addressing modes, see *Load/Store addressing modes*. It has encodings from 3 classes: [Post-index](#) , [Pre-index](#) and [Unsigned offset](#)

Post-index



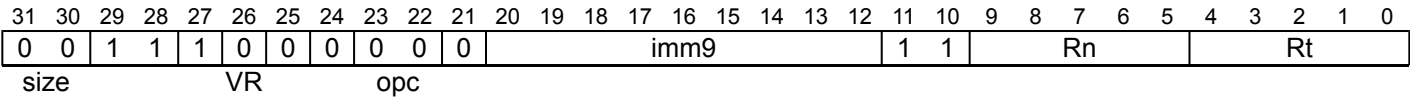
Encoding

STRB <Wt>, [<Xn|SP>], #<simm>

Decode for this encoding

```
constant boolean wback = TRUE;
constant boolean postindex = TRUE;
constant bits(64) offset = SignExtend(imm9, 64);
```

Pre-index



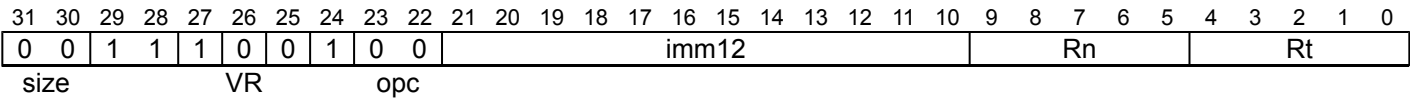
Encoding

STRB <Wt>, [<Xn|SP>, #<simm>]!

Decode for this encoding

```
constant boolean wback = TRUE;
constant boolean postindex = FALSE;
constant bits(64) offset = SignExtend(imm9, 64);
```

Unsigned offset



Encoding

STRB <Wt>, [<Xn|SP>{, #<pimm>}]

Decode for this encoding

```
constant boolean wback = FALSE;
constant boolean postindex = FALSE;
constant bits(64) offset = LSL(ZeroExtend(imm12, 64), 0);
```

For information about the CONSTRAINED UNPREDICTABLE behavior of this instruction, see *Architectural Constraints on UNPREDICTABLE behaviors*, and particularly *STRB (immediate)*.

Assembler Symbols

<Wt>	Is the 32-bit name of the general-purpose register to be transferred, encoded in the "Rt" field.
<Xn SP>	Is the 64-bit name of the general-purpose base register or stack pointer, encoded in the "Rn" field.
<imm>	Is the signed immediate byte offset, in the range -256 to 255, encoded in the "imm9" field.
<pimm>	Is the optional positive immediate byte offset, in the range 0 to 4095, defaulting to 0 and encoded in the "imm12" field.

Shared Decode

```
constant integer t = UInt(Rt);
constant integer n = UInt(Rn);
constant boolean nontemporal = FALSE;
constant boolean tagchecked = wback || n != 31;

Constraint c;
boolean rt_unknown = FALSE;
if wback && n == t && n != 31 then
    c = ConstrainUnpredictable(Unpredictable_WBOVERLAPST);
assert c IN {Constraint_NONE, Constraint_UNKNOWN, Constraint_UNDEF, Constraint_NOP};
case c of
    when Constraint_NONE    rt_unknown = FALSE;    // Value stored is original value
    when Constraint_UNKNOWN rt_unknown = TRUE;      // Value stored is UNKNOWN
    when Constraint_UNDEF    EndOfDecode(Decode_UNDEF);
    when Constraint_NOP      EndOfDecode(Decode_NOP);
```

Operation

```
bits(64) address;

constant boolean privileged = PSTATE.EL != EL0;
constant AccessDescriptor accdesc = CreateAccDescGPR(MemOp_STORE, nontemporal, privileged,
                                                    tagchecked);

if n == 31 then
    CheckSPAlignment();
    address = SP[64];
else
    address = X[n, 64];

if !postindex then
    address = AddressAdd(address, offset, accdesc);

bits(8) data;
if rt_unknown then
    data = bits(8) UNKNOWN;
else
    data = X[t, 8];

Mem[address, 1, accdesc] = data;

if wback then
    if postindex then
        address = AddressAdd(address, offset, accdesc);
    if n == 31 then
        SP[64] = address;
    else
        X[n, 64] = address;
```

Operational information

If PSTATE.DIT is 1, the timing of this instruction is insensitive to the value of the data being loaded or stored.

STRB (register)

Store register byte (register)

This instruction calculates an address from a base register value and an offset register value, and stores a byte from a 32-bit register to the calculated address. For information about addressing modes, see [Load/Store addressing modes](#).
The instruction uses an offset addressing mode, that calculates the address used for the memory access from a base register value and an offset register value. The offset can be optionally shifted and extended.

31	30	29	28	27	26	25	24	23	22	21	20	19	18	17	16	15	14	13	12	11	10	9	8	7	6	5	4	3	2	1	0
0	0	1	1	1	0	0	0	0	0	1	Rm				option			S	1	0	Rn				Rt						
size				VR				opc																							

Encoding for the Extended register variant

Applies when (option != 011)

```
STRB <Wt>, [<Xn|SP>, (<Wm>|<Xm>), <extend> {<amount>}]
```

Encoding for the Shifted register variant

Applies when (option == 011)

```
STRB <Wt>, [<Xn|SP>, <Xm>{, LSL <amount>}]
```

Decode for all variants of this encoding

```
if option<1> == '0' then EndOfDecode(Decode_UNDEF); // sub-word index
constant ExtendType extend_type = DecodeRegExtend(option);
constant integer shift = 0;
```

Assembler Symbols

- <Wt> Is the 32-bit name of the general-purpose register to be transferred, encoded in the "Rt" field.
- <Xn|SP> Is the 64-bit name of the general-purpose base register or stack pointer, encoded in the "Rn" field.
- <Wm> When option<0> is set to 0, is the 32-bit name of the general-purpose index register, encoded in the "Rm" field.
- <Xm> When option<0> is set to 1, is the 64-bit name of the general-purpose index register, encoded in the "Rm" field.
- <extend> Is the index extend specifier, encoded in "option":

option	<extend>
010	UXTW
110	SXTW
111	SXTX

<amount> Is the index shift amount, it must be #0, encoded in "S" as 0 if omitted, or as 1 if present.

Shared Decode

```
constant integer t = UInt(Rt);
constant integer n = UInt(Rn);
constant integer m = UInt(Rm);
constant boolean nontemporal = FALSE;
constant boolean tagchecked = TRUE;
```

Operation

```
constant bits(64) offset = ExtendReg(m, extend_type, shift, 64);
bits(64) address;

constant boolean privileged = PSTATE.EL != EL0;
constant AccessDescriptor accdesc = CreateAccDescGPR(MemOp\_STORE, nontemporal, privileged,
                                                    tagchecked);

if n == 31 then
    CheckSPAlignment();
    address = SP[64];
else
    address = X[n, 64];

address = AddressAdd(address, offset, accdesc);

Mem[address, 1, accdesc] = X[t, 8];
```

Operational information

If PSTATE.DIT is 1, the timing of this instruction is insensitive to the value of the data being loaded or stored.

Internal version only: aarchmrs v2025-03_rel, pseudocode v2025-03_rel ; Build timestamp: 2025-03-21T17:41

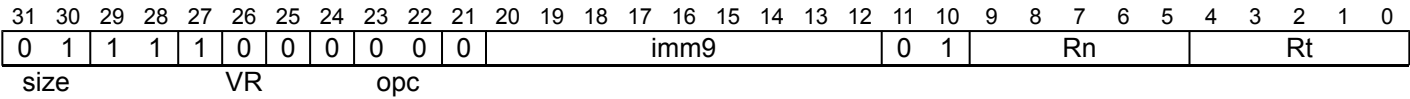
Copyright © 2010-2025 Arm Limited or its affiliates. All rights reserved. This document is Non-Confidential.

STRH (immediate)

Store register halfword (immediate)

This instruction stores the least significant halfword of a 32-bit register to memory. The address that is used for the store is calculated from a base register and an immediate offset. For information about addressing modes, see *Load/Store addressing modes*. It has encodings from 3 classes: [Post-index](#) , [Pre-index](#) and [Unsigned offset](#)

Post-index



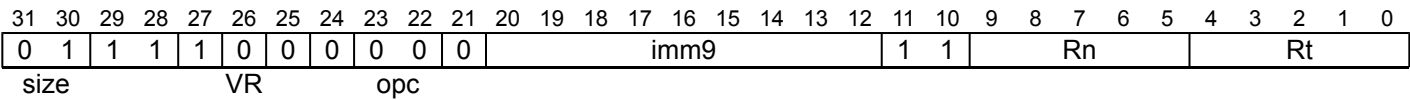
Encoding

STRH <Wt>, [<Xn|SP>], #<simm>

Decode for this encoding

```
constant boolean wback = TRUE;
constant boolean postindex = TRUE;
constant bits(64) offset = SignExtend(imm9, 64);
```

Pre-index



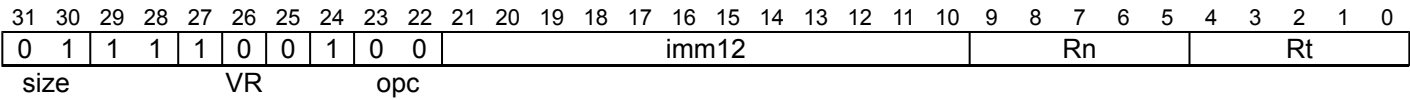
Encoding

STRH <Wt>, [<Xn|SP>, #<simm>]!

Decode for this encoding

```
constant boolean wback = TRUE;
constant boolean postindex = FALSE;
constant bits(64) offset = SignExtend(imm9, 64);
```

Unsigned offset



Encoding

STRH <Wt>, [<Xn|SP>{, #<pimm>}]

Decode for this encoding

```
constant boolean wback = FALSE;
constant boolean postindex = FALSE;
constant bits(64) offset = LSL(ZeroExtend(imm12, 64), 1);
```

For information about the CONSTRAINED UNPREDICTABLE behavior of this instruction, see *Architectural Constraints on UNPREDICTABLE behaviors*, and particularly *STRH (immediate)*.

Assembler Symbols

<Wt>	Is the 32-bit name of the general-purpose register to be transferred, encoded in the "Rt" field.
<Xn SP>	Is the 64-bit name of the general-purpose base register or stack pointer, encoded in the "Rn" field.
<simm>	Is the signed immediate byte offset, in the range -256 to 255, encoded in the "imm9" field.
<pimm>	Is the optional positive immediate byte offset, a multiple of 2 in the range 0 to 8190, defaulting to 0 and encoded in the "imm12" field as <pimm>/2.

Shared Decode

```
constant integer t = UInt(Rt);
constant integer n = UInt(Rn);
constant boolean nontemporal = FALSE;
constant boolean tagchecked = wback || n != 31;

Constraint c;
boolean rt_unknown = FALSE;
if wback && n == t && n != 31 then
    c = ConstrainUnpredictable(Unpredictable WBOVERLAPST);
assert c IN {Constraint_NONE, Constraint_UNKNOWN, Constraint_UNDEF, Constraint_NOP};
case c of
    when Constraint_NONE    rt_unknown = FALSE;    // Value stored is original value
    when Constraint_UNKNOWN rt_unknown = TRUE;      // Value stored is UNKNOWN
    when Constraint_UNDEF    EndOfDecode(Decode_UNDEF);
    when Constraint_NOP      EndOfDecode(Decode_NOP);
```

Operation

```
bits(64) address;

constant boolean privileged = PSTATE.EL != EL0;
constant AccessDescriptor accdesc = CreateAccDescGPR(MemOp_STORE, nontemporal, privileged,
                                                    tagchecked);

if n == 31 then
    CheckSPAlignment();
    address = SP[64];
else
    address = X[n, 64];

if !postindex then
    address = AddressAdd(address, offset, accdesc);

bits(16) data;
if rt_unknown then
    data = bits(16) UNKNOWN;
else
    data = X[t, 16];

Mem[address, 2, accdesc] = data;

if wback then
    if postindex then
        address = AddressAdd(address, offset, accdesc);
    if n == 31 then
        SP[64] = address;
    else
        X[n, 64] = address;
```

Operational information

If PSTATE.DIT is 1, the timing of this instruction is insensitive to the value of the data being loaded or stored.

STRH (register)

Store register halfword (register)

This instruction calculates an address from a base register value and an offset register value, and stores a halfword from a 32-bit register to the calculated address. For information about addressing modes, see *Load/Store addressing modes*.

The instruction uses an offset addressing mode, that calculates the address used for the memory access from a base register value and an offset register value. The offset can be optionally shifted and extended.

31	30	29	28	27	26	25	24	23	22	21	20	19	18	17	16	15	14	13	12	11	10	9	8	7	6	5	4	3	2	1	0
0	1	1	1	1	0	0	0	0	0	1	Rm				option			S	1	0	Rn				Rt						
size				VR				opc																							

Encoding

STRH <Wt>, [<Xn|SP>, (<Wm>|<Xm>){, <extend> {<amount>}}]

Decode for this encoding

```
if option<1> == '0' then EndOfDecode(Decode_UNDEF); // sub-word index
constant ExtendType extend_type = DecodeRegExtend(option);
constant integer shift = if S == '1' then 1 else 0;
```

Assembler Symbols

- <Wt> Is the 32-bit name of the general-purpose register to be transferred, encoded in the "Rt" field.
- <Xn|SP> Is the 64-bit name of the general-purpose base register or stack pointer, encoded in the "Rn" field.
- <Wm> When option<0> is set to 0, is the 32-bit name of the general-purpose index register, encoded in the "Rm" field.
- <Xm> When option<0> is set to 1, is the 64-bit name of the general-purpose index register, encoded in the "Rm" field.
- <extend> Is the index extend/shift specifier, defaulting to LSL, and which must be omitted for the LSL option when <amount> is omitted, encoded in "option":

option	<extend>
010	UXTW
011	LSL
110	SXTW
111	SCTX

- <amount> Is the index shift amount, optional only when <extend> is not LSL. Where it is permitted to be optional, it defaults to #0. It is encoded in "S":

S	<amount>
0	#0
1	#1

Shared Decode

```
constant integer t = UInt(Rt);
constant integer n = UInt(Rn);
constant integer m = UInt(Rm);
constant boolean nontemporal = FALSE;
constant boolean tagchecked = TRUE;
```

Operation

```
constant bits(64) offset = ExtendReg(m, extend_type, shift, 64);
bits(64) address;

constant boolean privileged = PSTATE.EL != EL0;
constant AccessDescriptor accdesc = CreateAccDescGPR(MemOp\_STORE, nontemporal, privileged,
                                                    tagchecked);

if n == 31 then
    CheckSPAlignment();
    address = SP[64];
else
    address = X[n, 64];

address = AddressAdd(address, offset, accdesc);

Mem[address, 2, accdesc] = X[t, 16];
```

Operational information

If PSTATE.DIT is 1, the timing of this instruction is insensitive to the value of the data being loaded or stored.

Internal version only: aarchmrs v2025-03_rel, pseudocode v2025-03_rel ; Build timestamp: 2025-03-21T17:41

Copyright © 2010-2025 Arm Limited or its affiliates. All rights reserved. This document is Non-Confidential.

STSET, STSETL

Atomic bit set on word or doubleword in memory, without return

This instruction atomically loads a 32-bit word or 64-bit doubleword from memory, performs a bitwise OR with the value held in a register on it, and stores the result back to memory.

- STSET does not have release semantics.
- STSETL stores to memory with release semantics, as described in *Load-Acquire, Store-Release*.

For information about addressing modes, see *Load/Store addressing modes*.

This is an alias of [LDSET, LDSETA, LDSETAL, LDSETL](#). This means:

- The encodings in this description are named to match the encodings of [LDSET, LDSETA, LDSETAL, LDSETL](#).
- The description of [LDSET, LDSETA, LDSETAL, LDSETL](#) gives the operational pseudocode, any CONSTRAINED UNPREDICTABLE behavior, and any operational information for this instruction.

Integer (FEAT_LSE)

31	30	29	28	27	26	25	24	23	22	21	20	19	18	17	16	15	14	13	12	11	10	9	8	7	6	5	4	3	2	1	0
1	x	1	1	1	0	0	0	0	R	1	Rs				0	0	1	1	0	0	Rn				1	1	1	1	1		
size				VR				A				o3				opc				Rt											

Encoding for the 32-bit no memory ordering variant

Applies when (size == 10 && R == 0)

STSET <Ws>, [<Xn|SP>]

is equivalent to

LDSET <Ws>, WZR, [<Xn|SP>]

and is always the preferred disassembly.

Encoding for the 32-bit release variant

Applies when (size == 10 && R == 1)

STSETL <Ws>, [<Xn|SP>]

is equivalent to

LDSETL <Ws>, WZR, [<Xn|SP>]

and is always the preferred disassembly.

Encoding for the 64-bit no memory ordering variant

Applies when (size == 11 && R == 0)

STSET <Xs>, [<Xn|SP>]

is equivalent to

LDSET <Xs>, XZR, [<Xn|SP>]

and is always the preferred disassembly.

Encoding for the 64-bit release variant

Applies when (size == 11 && R == 1)

STSETL <Xs>, [<Xn|SP>]

is equivalent to

LDSETL <Xs>, XZR, [<Xn|SP>]

and is always the preferred disassembly.

Assembler Symbols

<Ws>	Is the 32-bit name of the general-purpose register holding the data value to be operated on with the contents of the memory location, encoded in the "Rs" field.
<Xn SP>	Is the 64-bit name of the general-purpose base register or stack pointer, encoded in the "Rn" field.
<Xs>	Is the 64-bit name of the general-purpose register holding the data value to be operated on with the contents of the memory location, encoded in the "Rs" field.

Operation

The description of [LDSET](#), [LDSETA](#), [LDSETAL](#), [LDSETL](#) gives the operational pseudocode for this instruction.

Operational information

If PSTATE.DIT is 1, the timing of this instruction is insensitive to the value of the data being loaded or stored.

Internal version only: aarchmrs v2025-03_rel, pseudocode v2025-03_rel ; Build timestamp: 2025-03-21T17:41

Copyright © 2010-2025 Arm Limited or its affiliates. All rights reserved. This document is Non-Confidential.

STSETB, STSETLB

Atomic bit set on byte in memory, without return

This instruction atomically loads an 8-bit byte from memory, performs a bitwise OR with the value held in a register on it, and stores the result back to memory.

- STSETB does not have release semantics.
- STSETLB stores to memory with release semantics, as described in *Load-Acquire, Store-Release*.

For information about addressing modes, see *Load/Store addressing modes*.

This is an alias of [LDSETB, LDSETAB, LDSETALB, LDSETLB](#). This means:

- The encodings in this description are named to match the encodings of [LDSETB, LDSETAB, LDSETALB, LDSETLB](#).
- The description of [LDSETB, LDSETAB, LDSETALB, LDSETLB](#) gives the operational pseudocode, any CONSTRAINED UNPREDICTABLE behavior, and any operational information for this instruction.

Integer (FEAT_LSE)

31	30	29	28	27	26	25	24	23	22	21	20	19	18	17	16	15	14	13	12	11	10	9	8	7	6	5	4	3	2	1	0
0	0	1	1	1	0	0	0	0	R	1	Rs				0	0	1	1	0	0	Rn				1	1	1	1	1		
size				VR				A				o3				opc				Rt											

Encoding for the No memory ordering variant

Applies when (R == 0)

STSETB <Ws>, [<Xn|SP>]

is equivalent to

LDSETB <Ws>, WZR, [<Xn|SP>]

and is always the preferred disassembly.

Encoding for the Release variant

Applies when (R == 1)

STSETLB <Ws>, [<Xn|SP>]

is equivalent to

LDSETLB <Ws>, WZR, [<Xn|SP>]

and is always the preferred disassembly.

Assembler Symbols

- <Ws>

Is the 32-bit name of the general-purpose register holding the data value to be operated on with the contents of the memory location, encoded in the "Rs" field.
- <Xn|SP>

Is the 64-bit name of the general-purpose base register or stack pointer, encoded in the "Rn" field.

Operation

The description of [LDSETB, LDSETAB, LDSETALB, LDSETLB](#) gives the operational pseudocode for this instruction.

Operational information

If PSTATE.DIT is 1, the timing of this instruction is insensitive to the value of the data being loaded or stored.

STSETH, STSETLH

Atomic bit set on halfword in memory, without return

This instruction atomically loads a 16-bit halfword from memory, performs a bitwise OR with the value held in a register on it, and stores the result back to memory.

- STSETH does not have release semantics.
- STSETLH stores to memory with release semantics, as described in *Load-Acquire, Store-Release*.

For information about addressing modes, see *Load/Store addressing modes*.

This is an alias of [LDSETH, LDSETAH, LDSETALH, LDSETLH](#). This means:

- The encodings in this description are named to match the encodings of [LDSETH, LDSETAH, LDSETALH, LDSETLH](#).
- The description of [LDSETH, LDSETAH, LDSETALH, LDSETLH](#) gives the operational pseudocode, any CONSTRAINED UNPREDICTABLE behavior, and any operational information for this instruction.

Integer (FEAT_LSE)

31	30	29	28	27	26	25	24	23	22	21	20	19	18	17	16	15	14	13	12	11	10	9	8	7	6	5	4	3	2	1	0	
0	1	1	1	1	0	0	0	0	R	1	Rs				0	0	1	1	0	0	Rn				1	1	1	1	1			
size				VR				A				o3				opc				Rt												

Encoding for the No memory ordering variant

Applies when (R == 0)

STSETH <Ws>, [<Xn|SP>]

is equivalent to

LDSETH <Ws>, WZR, [<Xn|SP>]

and is always the preferred disassembly.

Encoding for the Release variant

Applies when (R == 1)

STSETLH <Ws>, [<Xn|SP>]

is equivalent to

LDSETLH <Ws>, WZR, [<Xn|SP>]

and is always the preferred disassembly.

Assembler Symbols

- <Ws>

Is the 32-bit name of the general-purpose register holding the data value to be operated on with the contents of the memory location, encoded in the "Rs" field.
- <Xn|SP>

Is the 64-bit name of the general-purpose base register or stack pointer, encoded in the "Rn" field.

Operation

The description of [LDSETH, LDSETAH, LDSETALH, LDSETLH](#) gives the operational pseudocode for this instruction.

Operational information

If PSTATE.DIT is 1, the timing of this instruction is insensitive to the value of the data being loaded or stored.

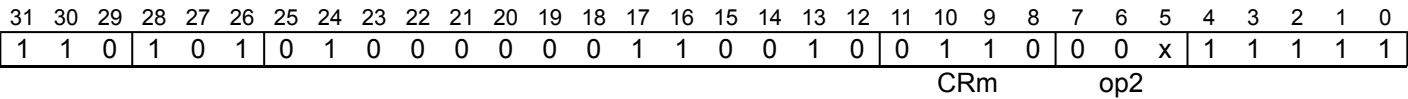
STSHH

Store shared hint

This instruction signals to the memory system that if the next instruction in program order generates an explicit write effect, then it is to a location that one or more other threads of execution will observe, and there is a performance benefit to ensuring that the updated value from the write to that location propagates to those other observers with minimal latency.

The thread of execution on the other observers might be polling the location using load or load-exclusive instructions, or may have executed a PRFM IR instruction targeting the location.

System
(FEAT_PCDPHINT)



Encoding

STSHH <policy>

Decode for this encoding

```
if !IsFeatureImplemented(FEAT_PCDPHINT) then EndOfDecode(Decode_NOP);
constant boolean stream = op2<0> == '1';
```

Assembler Symbols

- <policy> <policy> is one of:
 - KEEP**
Signals to the memory system that there may be a performance benefit to retaining the updated location in the local cache of the updating PE.
 - STRM**
Signals to the memory system that there may be a performance benefit to ensuring the updated location is not retained in the local cache of the updating PE.

op2<0>	<policy>
0	KEEP
1	STRM

Operation

```
Hint_StoreShared(stream);
```

STSMAX, STSMAXL

Atomic signed maximum on word or doubleword in memory, without return

This instruction atomically loads a 32-bit word or 64-bit doubleword from memory, compares it against the value held in a register, and stores the larger value back to memory, treating the values as signed numbers.

- STSMAX does not have release semantics.
- STSMAXL stores to memory with release semantics, as described in *Load-Acquire, Store-Release*.

For information about addressing modes, see *Load/Store addressing modes*.

This is an alias of [LDSMAX](#), [LDSMAXA](#), [LDSMAXAL](#), [LDSMAXL](#). This means:

- The encodings in this description are named to match the encodings of [LDSMAX](#), [LDSMAXA](#), [LDSMAXAL](#), [LDSMAXL](#).
- The description of [LDSMAX](#), [LDSMAXA](#), [LDSMAXAL](#), [LDSMAXL](#) gives the operational pseudocode, any CONSTRAINED UNPREDICTABLE behavior, and any operational information for this instruction.

Integer (FEAT_LSE)

31	30	29	28	27	26	25	24	23	22	21	20	19	18	17	16	15	14	13	12	11	10	9	8	7	6	5	4	3	2	1	0
1	x	1	1	1	0	0	0	0	R	1	Rs				0	1	0	0	0	0	Rn				1	1	1	1	1		
size				VR				A				o3				opc				Rt											

Encoding for the 32-bit no memory ordering variant

Applies when (size == 10 && R == 0)

STSMAX <Ws>, [<Xn|SP>]

is equivalent to

LDSMAX <Ws>, WZR, [<Xn|SP>]

and is always the preferred disassembly.

Encoding for the 32-bit release variant

Applies when (size == 10 && R == 1)

STSMAXL <Ws>, [<Xn|SP>]

is equivalent to

LDSMAXL <Ws>, WZR, [<Xn|SP>]

and is always the preferred disassembly.

Encoding for the 64-bit no memory ordering variant

Applies when (size == 11 && R == 0)

STSMAX <Xs>, [<Xn|SP>]

is equivalent to

LDSMAX <Xs>, XZR, [<Xn|SP>]

and is always the preferred disassembly.

Encoding for the 64-bit release variant

Applies when (size == 11 && R == 1)

STSMAXL <Xs>, [<Xn|SP>]

is equivalent to

LDSMAXL <Xs>, XZR, [<Xn|SP>]

and is always the preferred disassembly.

Assembler Symbols

<Ws>	Is the 32-bit name of the general-purpose register holding the data value to be operated on with the contents of the memory location, encoded in the "Rs" field.
<Xn SP>	Is the 64-bit name of the general-purpose base register or stack pointer, encoded in the "Rn" field.
<Xs>	Is the 64-bit name of the general-purpose register holding the data value to be operated on with the contents of the memory location, encoded in the "Rs" field.

Operation

The description of [LDSMAX](#), [LDSMAXA](#), [LDSMAXAL](#), [LDSMAXL](#) gives the operational pseudocode for this instruction.

Operational information

If PSTATE.DIT is 1, the timing of this instruction is insensitive to the value of the data being loaded or stored.

Internal version only: aarchmrs v2025-03_rel, pseudocode v2025-03_rel ; Build timestamp: 2025-03-21T17:41

Copyright © 2010-2025 Arm Limited or its affiliates. All rights reserved. This document is Non-Confidential.

STSMAXB, STSMAXB

Atomic signed maximum on byte in memory, without return

This instruction atomically loads an 8-bit byte from memory, compares it against the value held in a register, and stores the larger value back to memory, treating the values as signed numbers.

- STSMAXB does not have release semantics.
- STSMAXB stores to memory with release semantics, as described in *Load-Acquire, Store-Release*.

For information about addressing modes, see *Load/Store addressing modes*.

This is an alias of [LDSMAXB, LDSMAXAB, LDSMAXALB, LDSMAXLB](#). This means:

- The encodings in this description are named to match the encodings of [LDSMAXB, LDSMAXAB, LDSMAXALB, LDSMAXLB](#).
- The description of [LDSMAXB, LDSMAXAB, LDSMAXALB, LDSMAXLB](#) gives the operational pseudocode, any CONSTRAINED UNPREDICTABLE behavior, and any operational information for this instruction.

Integer (FEAT_LSE)

31	30	29	28	27	26	25	24	23	22	21	20	19	18	17	16	15	14	13	12	11	10	9	8	7	6	5	4	3	2	1	0
0	0	1	1	1	0	0	0	0	R	1	Rs				0	1	0	0	0	0	Rn				1	1	1	1	1		
size				VR				A				o3				opc				Rt											

Encoding for the No memory ordering variant

Applies when (R == 0)

STSMAXB <Ws>, [[Xn](#)|[SP](#)]

is equivalent to

[LDSMAXB](#) <Ws>, WZR, [[Xn](#)|[SP](#)]

and is always the preferred disassembly.

Encoding for the Release variant

Applies when (R == 1)

STSMAXB <Ws>, [[Xn](#)|[SP](#)]

is equivalent to

[LDSMAXLB](#) <Ws>, WZR, [[Xn](#)|[SP](#)]

and is always the preferred disassembly.

Assembler Symbols

- <Ws>

Is the 32-bit name of the general-purpose register holding the data value to be operated on with the contents of the memory location, encoded in the "Rs" field.
- <Xn|SP>

Is the 64-bit name of the general-purpose base register or stack pointer, encoded in the "Rn" field.

Operation

The description of [LDSMAXB, LDSMAXAB, LDSMAXALB, LDSMAXLB](#) gives the operational pseudocode for this instruction.

Operational information

If PSTATE.DIT is 1, the timing of this instruction is insensitive to the value of the data being loaded or stored.

STSMAXH, STSMAXLH

Atomic signed maximum on halfword in memory, without return

This instruction atomically loads a 16-bit halfword from memory, compares it against the value held in a register, and stores the larger value back to memory, treating the values as signed numbers.

- STSMAXH does not have release semantics.
- STSMAXLH stores to memory with release semantics, as described in *Load-Acquire, Store-Release*.

For information about addressing modes, see *Load/Store addressing modes*.

This is an alias of [LDSMAXH](#), [LDSMAXAH](#), [LDSMAXALH](#), [LDSMAXLH](#). This means:

- The encodings in this description are named to match the encodings of [LDSMAXH](#), [LDSMAXAH](#), [LDSMAXALH](#), [LDSMAXLH](#).
- The description of [LDSMAXH](#), [LDSMAXAH](#), [LDSMAXALH](#), [LDSMAXLH](#) gives the operational pseudocode, any CONSTRAINED UNPREDICTABLE behavior, and any operational information for this instruction.

Integer (FEAT_LSE)

31	30	29	28	27	26	25	24	23	22	21	20	19	18	17	16	15	14	13	12	11	10	9	8	7	6	5	4	3	2	1	0
0	1	1	1	1	0	0	0	0	R	1	Rs				0	1	0	0	0	0	Rn				1	1	1	1	1		
size				VR				A				o3				opc								Rt							

Encoding for the No memory ordering variant

Applies when (R == 0)

STSMAXH <Ws>, [<Xn|SP>]

is equivalent to

[LDSMAXH](#) <Ws>, WZR, [<Xn|SP>]

and is always the preferred disassembly.

Encoding for the Release variant

Applies when (R == 1)

STSMAXLH <Ws>, [<Xn|SP>]

is equivalent to

[LDSMAXLH](#) <Ws>, WZR, [<Xn|SP>]

and is always the preferred disassembly.

Assembler Symbols

- <Ws>

Is the 32-bit name of the general-purpose register holding the data value to be operated on with the contents of the memory location, encoded in the "Rs" field.
- <Xn|SP>

Is the 64-bit name of the general-purpose base register or stack pointer, encoded in the "Rn" field.

Operation

The description of [LDSMAXH](#), [LDSMAXAH](#), [LDSMAXALH](#), [LDSMAXLH](#) gives the operational pseudocode for this instruction.

Operational information

If PSTATE.DIT is 1, the timing of this instruction is insensitive to the value of the data being loaded or stored.

STSMIN, STSMINL

Atomic signed minimum on word or doubleword in memory, without return

This instruction atomically loads a 32-bit word or 64-bit doubleword from memory, compares it against the value held in a register, and stores the smaller value back to memory, treating the values as signed numbers.

- STSMIN does not have release semantics.
- STSMINL stores to memory with release semantics, as described in *Load-Acquire, Store-Release*.

For information about addressing modes, see *Load/Store addressing modes*.

This is an alias of [LDSDMIN, LDSDMINA, LDSDMINAL, LDSDMINL](#). This means:

- The encodings in this description are named to match the encodings of [LDSDMIN, LDSDMINA, LDSDMINAL, LDSDMINL](#).
- The description of [LDSDMIN, LDSDMINA, LDSDMINAL, LDSDMINL](#) gives the operational pseudocode, any CONSTRAINED UNPREDICTABLE behavior, and any operational information for this instruction.

Integer (FEAT_LSE)

31	30	29	28	27	26	25	24	23	22	21	20	19	18	17	16	15	14	13	12	11	10	9	8	7	6	5	4	3	2	1	0
1	x	1	1	1	0	0	0	0	R	1	Rs				0	1	0	1	0	0	Rn				1	1	1	1	1		
size				VR				A				o3				opc				Rt											

Encoding for the 32-bit no memory ordering variant

Applies when (size == 10 && R == 0)

STSMIN <Ws>, [<Xn|SP>]

is equivalent to

LDSDMIN <Ws>, WZR, [<Xn|SP>]

and is always the preferred disassembly.

Encoding for the 32-bit release variant

Applies when (size == 10 && R == 1)

STSMINL <Ws>, [<Xn|SP>]

is equivalent to

LDSDMINL <Ws>, WZR, [<Xn|SP>]

and is always the preferred disassembly.

Encoding for the 64-bit no memory ordering variant

Applies when (size == 11 && R == 0)

STSMIN <Xs>, [<Xn|SP>]

is equivalent to

LDSDMIN <Xs>, XZR, [<Xn|SP>]

and is always the preferred disassembly.

Encoding for the 64-bit release variant

Applies when (size == 11 && R == 1)

STSMINL <Xs>, [<Xn|SP>]

is equivalent to

LDSMINL <Xs>, XZR, [<Xn|SP>]

and is always the preferred disassembly.

Assembler Symbols

<Ws>	Is the 32-bit name of the general-purpose register holding the data value to be operated on with the contents of the memory location, encoded in the "Rs" field.
<Xn SP>	Is the 64-bit name of the general-purpose base register or stack pointer, encoded in the "Rn" field.
<Xs>	Is the 64-bit name of the general-purpose register holding the data value to be operated on with the contents of the memory location, encoded in the "Rs" field.

Operation

The description of [LDSMIN](#), [LDSMINA](#), [LDSMINAL](#), [LDSMINL](#) gives the operational pseudocode for this instruction.

Operational information

If PSTATE.DIT is 1, the timing of this instruction is insensitive to the value of the data being loaded or stored.

Internal version only: aarchmrs v2025-03_rel, pseudocode v2025-03_rel ; Build timestamp: 2025-03-21T17:41

Copyright © 2010-2025 Arm Limited or its affiliates. All rights reserved. This document is Non-Confidential.

STSMINB, STSMINLB

Atomic signed minimum on byte in memory, without return

This instruction atomically loads an 8-bit byte from memory, compares it against the value held in a register, and stores the smaller value back to memory, treating the values as signed numbers.

- STSMINB does not have release semantics.
- STSMINLB stores to memory with release semantics, as described in *Load-Acquire, Store-Release*.

For information about addressing modes, see *Load/Store addressing modes*.

This is an alias of [LDSMINB](#), [LDSMINAB](#), [LDSMINALB](#), [LDSMINLB](#). This means:

- The encodings in this description are named to match the encodings of [LDSMINB](#), [LDSMINAB](#), [LDSMINALB](#), [LDSMINLB](#).
- The description of [LDSMINB](#), [LDSMINAB](#), [LDSMINALB](#), [LDSMINLB](#) gives the operational pseudocode, any CONSTRAINED UNPREDICTABLE behavior, and any operational information for this instruction.

Integer (FEAT_LSE)

31	30	29	28	27	26	25	24	23	22	21	20	19	18	17	16	15	14	13	12	11	10	9	8	7	6	5	4	3	2	1	0
0	0	1	1	1	0	0	0	0	R	1	Rs				0	1	0	1	0	0	Rn				1	1	1	1	1		
size				VR				A				o3				opc								Rt							

Encoding for the No memory ordering variant

Applies when (R == 0)

STSMINB <Ws>, [<Xn|SP>]

is equivalent to

[LDSMINB](#) <Ws>, WZR, [<Xn|SP>]

and is always the preferred disassembly.

Encoding for the Release variant

Applies when (R == 1)

STSMINLB <Ws>, [<Xn|SP>]

is equivalent to

[LDSMINLB](#) <Ws>, WZR, [<Xn|SP>]

and is always the preferred disassembly.

Assembler Symbols

- <Ws>

Is the 32-bit name of the general-purpose register holding the data value to be operated on with the contents of the memory location, encoded in the "Rs" field.
- <Xn|SP>

Is the 64-bit name of the general-purpose base register or stack pointer, encoded in the "Rn" field.

Operation

The description of [LDSMINB](#), [LDSMINAB](#), [LDSMINALB](#), [LDSMINLB](#) gives the operational pseudocode for this instruction.

Operational information

If PSTATE.DIT is 1, the timing of this instruction is insensitive to the value of the data being loaded or stored.

STSMINH, STSMINLH

Atomic signed minimum on halfword in memory, without return

This instruction atomically loads a 16-bit halfword from memory, compares it against the value held in a register, and stores the smaller value back to memory, treating the values as signed numbers.

- STSMINH does not have release semantics.
- STSMINLH stores to memory with release semantics, as described in *Load-Acquire, Store-Release*.

For information about addressing modes, see *Load/Store addressing modes*.

This is an alias of [LDSMINH](#), [LDSMINAH](#), [LDSMINALH](#), [LDSMINLH](#). This means:

- The encodings in this description are named to match the encodings of [LDSMINH](#), [LDSMINAH](#), [LDSMINALH](#), [LDSMINLH](#).
- The description of [LDSMINH](#), [LDSMINAH](#), [LDSMINALH](#), [LDSMINLH](#) gives the operational pseudocode, any CONSTRAINED UNPREDICTABLE behavior, and any operational information for this instruction.

Integer (FEAT_LSE)

31	30	29	28	27	26	25	24	23	22	21	20	19	18	17	16	15	14	13	12	11	10	9	8	7	6	5	4	3	2	1	0
0	1	1	1	1	0	0	0	0	R	1	Rs				0	1	0	1	0	0	Rn				1	1	1	1	1		
size				VR				A				o3				opc				Rt											

Encoding for the No memory ordering variant

Applies when (R == 0)

STSMINH <Ws>, [<Xn|SP>]

is equivalent to

LDSMINH <Ws>, WZR, [<Xn|SP>]

and is always the preferred disassembly.

Encoding for the Release variant

Applies when (R == 1)

STSMINLH <Ws>, [<Xn|SP>]

is equivalent to

LDSMINLH <Ws>, WZR, [<Xn|SP>]

and is always the preferred disassembly.

Assembler Symbols

- <Ws>

Is the 32-bit name of the general-purpose register holding the data value to be operated on with the contents of the memory location, encoded in the "Rs" field.
- <Xn|SP>

Is the 64-bit name of the general-purpose base register or stack pointer, encoded in the "Rn" field.

Operation

The description of [LDSMINH](#), [LDSMINAH](#), [LDSMINALH](#), [LDSMINLH](#) gives the operational pseudocode for this instruction.

Operational information

If PSTATE.DIT is 1, the timing of this instruction is insensitive to the value of the data being loaded or stored.

STTADD, STTADDL

Atomic add unprivileged, without return

This instruction atomically loads a 32-bit word or 64-bit doubleword from memory, adds the value held in a register to it, and stores the result back to memory.

- STTADD does not have release semantics.
- STTADDL stores to memory with release semantics, as described in *Load-Acquire, Store-Release*.

For information about addressing modes, see *Load/Store addressing modes*.

This is an alias of [LDTADD, LDTADDA, LDTADDAL, LDTADDL](#). This means:

- The encodings in this description are named to match the encodings of [LDTADD, LDTADDA, LDTADDAL, LDTADDL](#).
- The description of [LDTADD, LDTADDA, LDTADDAL, LDTADDL](#) gives the operational pseudocode, any CONSTRAINED UNPREDICTABLE behavior, and any operational information for this instruction.

Integer (FEAT_LSUI)

31	30	29	28	27	26	25	24	23	22	21	20	19	18	17	16	15	14	13	12	11	10	9	8	7	6	5	4	3	2	1	0
0	sz	0	1	1	0	0	1	0	R	1	Rs				0	0	0	0	0	1	Rn				1	1	1	1	1		
A										o3			opc			Rt															

Encoding for the 32-bit no memory ordering variant

Applies when (sz == 0 && R == 0)

STTADD <Ws>, [<Xn|SP>]

is equivalent to

LDTADD <Ws>, WZR, [<Xn|SP>]

and is always the preferred disassembly.

Encoding for the 32-bit release variant

Applies when (sz == 0 && R == 1)

STTADDL <Ws>, [<Xn|SP>]

is equivalent to

LDTADDL <Ws>, WZR, [<Xn|SP>]

and is always the preferred disassembly.

Encoding for the 64-bit no memory ordering variant

Applies when (sz == 1 && R == 0)

STTADD <Xs>, [<Xn|SP>]

is equivalent to

LDTADD <Xs>, XZR, [<Xn|SP>]

and is always the preferred disassembly.

Encoding for the 64-bit release variant

Applies when (sz == 1 && R == 1)

STTADDL <Xs>, [<Xn|SP>]

is equivalent to

LDTADDL <Xs>, XZR, [<Xn|SP>]

and is always the preferred disassembly.

Assembler Symbols

<Ws>	Is the 32-bit name of the general-purpose register holding the data value to be operated on with the contents of the memory location, encoded in the "Rs" field.
<Xn SP>	Is the 64-bit name of the general-purpose base register or stack pointer, encoded in the "Rn" field.
<Xs>	Is the 64-bit name of the general-purpose register holding the data value to be operated on with the contents of the memory location, encoded in the "Rs" field.

Operation

The description of [LDTADD](#), [LDTADDA](#), [LDTADDAL](#), [LDTADDL](#) gives the operational pseudocode for this instruction.

Operational information

If PSTATE.DIT is 1, the timing of this instruction is insensitive to the value of the data being loaded or stored.

Internal version only: aarchmrs v2025-03_rel, pseudocode v2025-03_rel ; Build timestamp: 2025-03-21T17:41

Copyright © 2010-2025 Arm Limited or its affiliates. All rights reserved. This document is Non-Confidential.

STTCLR, STTCLRL

Atomic bit clear unprivileged, without return

This instruction atomically loads a 32-bit word or 64-bit doubleword from memory, performs a bitwise AND with the complement of the value held in a register on it, and stores the result back to memory.

- STTCLR does not have release semantics.
- STTCLRL stores to memory with release semantics, as described in *Load-Acquire, Store-Release*.

For information about addressing modes, see *Load/Store addressing modes*.

This is an alias of [LDTCLR, LDTCLRA, LDTCLRAL, LDTCLRL](#). This means:

- The encodings in this description are named to match the encodings of [LDTCLR, LDTCLRA, LDTCLRAL, LDTCLRL](#).
- The description of [LDTCLR, LDTCLRA, LDTCLRAL, LDTCLRL](#) gives the operational pseudocode, any CONSTRAINED UNPREDICTABLE behavior, and any operational information for this instruction.

Integer (FEAT_LSUI)

31	30	29	28	27	26	25	24	23	22	21	20	19	18	17	16	15	14	13	12	11	10	9	8	7	6	5	4	3	2	1	0
0	sz	0	1	1	0	0	1	0	R	1	Rs				0	0	0	1	0	1	Rn				1	1	1	1	1		
A										o3			opc			Rt															

Encoding for the 32-bit no memory ordering variant

Applies when (sz == 0 && R == 0)

STTCLR <Ws>, [<Xn|SP>]

is equivalent to

LDTCLR <Ws>, WZR, [<Xn|SP>]

and is always the preferred disassembly.

Encoding for the 32-bit release variant

Applies when (sz == 0 && R == 1)

STTCLRL <Ws>, [<Xn|SP>]

is equivalent to

LDTCLRL <Ws>, WZR, [<Xn|SP>]

and is always the preferred disassembly.

Encoding for the 64-bit no memory ordering variant

Applies when (sz == 1 && R == 0)

STTCLR <Xs>, [<Xn|SP>]

is equivalent to

LDTCLR <Xs>, XZR, [<Xn|SP>]

and is always the preferred disassembly.

Encoding for the 64-bit release variant

Applies when (sz == 1 && R == 1)

STTCLRL <Xs>, [<Xn|SP>]

is equivalent to

LDTCLRL <Xs>, XZR, [<Xn|SP>]

and is always the preferred disassembly.

Assembler Symbols

<Ws>	Is the 32-bit name of the general-purpose register holding the data value to be operated on with the contents of the memory location, encoded in the "Rs" field.
<Xn SP>	Is the 64-bit name of the general-purpose base register or stack pointer, encoded in the "Rn" field.
<Xs>	Is the 64-bit name of the general-purpose register holding the data value to be operated on with the contents of the memory location, encoded in the "Rs" field.

Operation

The description of [LDTCLR](#), [LDTCLRA](#), [LDTCLRAL](#), [LDTCLRL](#) gives the operational pseudocode for this instruction.

Operational information

If PSTATE.DIT is 1, the timing of this instruction is insensitive to the value of the data being loaded or stored.

Internal version only: aarchmrs v2025-03_rel, pseudocode v2025-03_rel ; Build timestamp: 2025-03-21T17:41

Copyright © 2010-2025 Arm Limited or its affiliates. All rights reserved. This document is Non-Confidential.

STTNP

Store unprivileged pair of registers, with non-temporal hint

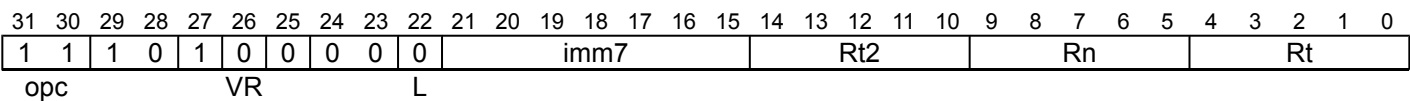
This instruction calculates an address from a base register value and an immediate offset, and stores two 64-bit doublewords to the calculated address, from two registers. For information about addressing modes, see [Load/Store addressing modes](#). For information about non-temporal pair instructions, see [Load/Store non-temporal pair](#).

Explicit Memory effects produced by the instruction behave as if the instruction was executed at EL0 if the [Effective value](#) of PSTATE.UAO is 0 and either:

- The instruction is executed at EL1.
- The instruction is executed at EL2 when the [Effective value](#) of HCR_EL2.{E2H, TGE} is {1, 1}.

Otherwise, the Explicit Memory effects operate with the restrictions determined by the Exception level at which the instruction is executed.

Signed offset (FEAT_LSUI)



Encoding

STTNP <Xt1>, <Xt2>, [<Xn|SP>{, #<imm>}]

Decode for this encoding

```
if !IsFeatureImplemented(FEAT_LSUI) then EndOfDecode(Decode_UNDEF);

constant integer t = UInt(Rt);
constant integer t2 = UInt(Rt2);
constant integer n = UInt(Rn);
constant boolean nontemporal = TRUE;
constant integer datasize = 64;
constant bits(64) offset = LSL(SignExtend(imm7, 64), 3);
constant boolean tagchecked = n != 31;
```

Assembler Symbols

- <Xt1>
- Is the 64-bit name of the first general-purpose register to be transferred, encoded in the "Rt" field.
- <Xt2>
- Is the 64-bit name of the second general-purpose register to be transferred, encoded in the "Rt2" field.
- <Xn|SP>
- Is the 64-bit name of the general-purpose base register or stack pointer, encoded in the "Rn" field.
- <imm>
- Is the optional signed immediate byte offset, a multiple of 8 in the range -512 to 504, defaulting to 0 and encoded in the "imm7" field as <imm>/8.

Operation

```
bits(64) address;
bits(64) address2;
constant integer dbytes = datasize DIV 8;
constant boolean privileged = AArch64.IsUnprivAccessPriv();
constant AccessDescriptor accdesc = CreateAccDescGPR(MemOp_STORE, nontemporal, privileged,
                                                    tagchecked);

if n == 31 then
    CheckSPAlignment();
    address = SP[64];
else
    address = X[n, 64];

address = AddressAdd(address, offset, accdesc);
address2 = AddressIncrement(address, dbytes, accdesc);
Mem[address, dbytes, accdesc] = X[t, datasize];
Mem[address2, dbytes, accdesc] = X[t2, datasize];
```

Operational information

If PSTATE.DIT is 1, the timing of this instruction is insensitive to the value of the data being loaded or stored.

Internal version only: aarchmrs v2025-03_rel, pseudocode v2025-03_rel ; Build timestamp: 2025-03-21T17:41

Copyright © 2010-2025 Arm Limited or its affiliates. All rights reserved. This document is Non-Confidential.

STTP

Store unprivileged pair of registers

This instruction calculates an address from a base register value and an immediate offset, and stores two 64-bit doublewords to the calculated address, from two registers.

Explicit Memory effects produced by the instruction behave as if the instruction was executed at EL0 if the *Effective value* of PSTATE.UAO is 0 and either:

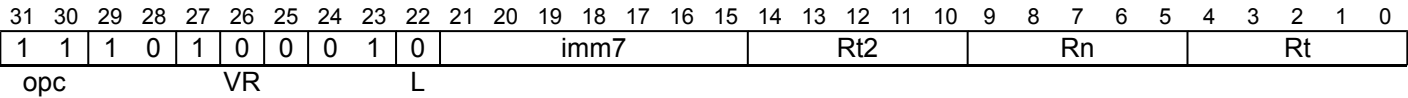
- The instruction is executed at EL1.
- The instruction is executed at EL2 when the *Effective value* of HCR_EL2.{E2H, TGE} is {1, 1}.

Otherwise, the Explicit Memory effects operate with the restrictions determined by the Exception level at which the instruction is executed.

For information about addressing modes, see *Load/Store addressing modes*.

It has encodings from 3 classes: [Post-index](#) , [Pre-index](#) and [Signed offset](#)

Post-index
(FEAT_LSUI)



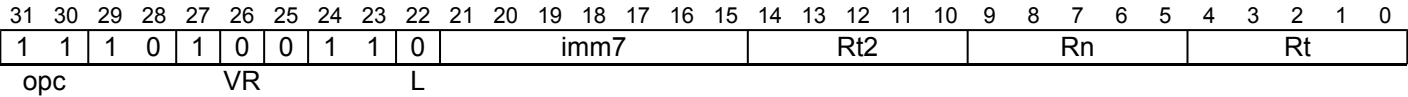
Encoding

```
STTP <Xt1>, <Xt2>, [<Xn|SP>], #<imm>
```

Decode for this encoding

```
if !IsFeatureImplemented(FEAT_LSUI) then EndOfDecode(Decode_UNDEF);
constant boolean wback = TRUE;
constant boolean postindex = TRUE;
```

Pre-index
(FEAT_LSUI)



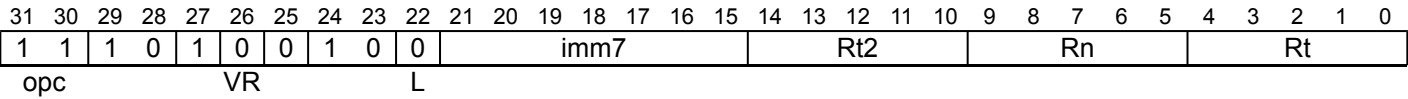
Encoding

```
STTP <Xt1>, <Xt2>, [<Xn|SP>], #<imm>!
```

Decode for this encoding

```
if !IsFeatureImplemented(FEAT_LSUI) then EndOfDecode(Decode_UNDEF);
constant boolean wback = TRUE;
constant boolean postindex = FALSE;
```

Signed offset
(FEAT_LSUI)



Encoding

STTP <Xt1>, <Xt2>, [<Xn|SP>{, #<imm>}]

Decode for this encoding

```
if !IsFeatureImplemented(FEAT_LSUI) then EndOfDecode(Decode_UNDEF);
constant boolean wback = FALSE;
constant boolean postindex = FALSE;
```

STTP has the same CONSTRAINED UNPREDICTABLE behavior as STP. See [Architectural Constraints on UNPREDICTABLE behaviors](#), and particularly [STP](#).

Assembler Symbols

<Xt1>	Is the 64-bit name of the first general-purpose register to be transferred, encoded in the "Rt" field.
<Xt2>	Is the 64-bit name of the second general-purpose register to be transferred, encoded in the "Rt2" field.
<Xn SP>	Is the 64-bit name of the general-purpose base register or stack pointer, encoded in the "Rn" field.
<imm>	For the "Post-index" and "Pre-index" variants: is the signed immediate byte offset, a multiple of 8 in the range -512 to 504, encoded in the "imm7" field as <imm>/8. For the "Signed offset" variant: is the optional signed immediate byte offset, a multiple of 8 in the range -512 to 504, defaulting to 0 and encoded in the "imm7" field as <imm>/8.

Shared Decode

```
constant integer t = UInt(Rt);
constant integer t2 = UInt(Rt2);
constant integer n = UInt(Rn);
constant boolean nontemporal = FALSE;
constant integer scale = 2 + UInt(opc<1>);
constant integer datasize = 64;
constant bits(64) offset = LSL(SignExtend(imm7, 64), scale);
constant boolean tagchecked = wback || n != 31;

boolean rt_unknown = FALSE;
if wback && (t == n || t2 == n) && n != 31 then
    constant Constraint c = ConstrainUnpredictable(Unpredictable_WBOVERLAPST);
    assert c IN {Constraint_NONE, Constraint_UNKNOWN, Constraint_UNDEF, Constraint_NOP};
    case c of
        when Constraint_NONE      rt_unknown = FALSE;    // Value stored is pre-writeback
        when Constraint_UNKNOWN    rt_unknown = TRUE;     // Value stored is UNKNOWN
        when Constraint_UNDEF      EndOfDecode(Decode_UNDEF);
        when Constraint_NOP        EndOfDecode(Decode_NOP);
```

Operation

```
bits(64) address;
bits(64) address2;
bits(datasize) data1;
bits(datasize) data2;
constant integer dbytes = datasize DIV 8;

constant boolean privileged = AArch64.IsUnprivAccessPriv();
constant AccessDescriptor accdesc = CreateAccDescGPR(MemOp\_STORE, nontemporal, privileged,
                                                    tagchecked);

if n == 31 then
    CheckSPAlignment();
    address = SP[64];
else
    address = X[n, 64];

if !postindex then
    address = AddressAdd(address, offset, accdesc);

if rt_unknown && t == n then
    data1 = bits(datasize) UNKNOWN;
else
    data1 = X[t, datasize];
if rt_unknown && t2 == n then
    data2 = bits(datasize) UNKNOWN;
else
    data2 = X[t2, datasize];

if accdesc.ispair then
    constant bits(2*datasize) full_data = (if BigEndian(accdesc.acctype) then data1:data2
                                            else data2:data1);
    Mem[address, 2 * dbytes, accdesc] = full_data;
else
    address2 = AddressIncrement(address, dbytes, accdesc);
    Mem[address, dbytes, accdesc] = data1;
    Mem[address2, dbytes, accdesc] = data2;

if wback then
    if postindex then
        address = AddressAdd(address, offset, accdesc);
    if n == 31 then
        SP[64] = address;
    else
        X[n, 64] = address;
```

Operational information

If PSTATE.DIT is 1, the timing of this instruction is insensitive to the value of the data being loaded or stored.

Internal version only: aarchmrs v2025-03_rel, pseudocode v2025-03_rel ; Build timestamp: 2025-03-21T17:41

Copyright © 2010-2025 Arm Limited or its affiliates. All rights reserved. This document is Non-Confidential.

STTR

Store register (unprivileged)

This instruction stores a word or doubleword from a register to memory. The address that is used for the store is calculated from a base register and an immediate offset.

Explicit Memory effects produced by the instruction behave as if the instruction was executed at EL0 if the *Effective value* of PSTATE.UAO is 0 and either:

- The instruction is executed at EL1.
- The instruction is executed at EL2 when the *Effective value* of HCR_EL2.{E2H, TGE} is {1, 1}.

Otherwise, the Explicit Memory effects operate with the restrictions determined by the Exception level at which the instruction is executed.

For information about addressing modes, see *Load/Store addressing modes*.

31	30	29	28	27	26	25	24	23	22	21	20	19	18	17	16	15	14	13	12	11	10	9	8	7	6	5	4	3	2	1	0
1	x	1	1	1	0	0	0	0	0	0	imm9									1	0	Rn				Rt					
size		VR				opc																									

Encoding for the 32-bit variant

Applies when (size == 10)

```
STTR <Wt>, [<Xn|SP>{, #<sim>}]
```

Encoding for the 64-bit variant

Applies when (size == 11)

```
STTR <Xt>, [<Xn|SP>{, #<sim>}]
```

Decode for all variants of this encoding

```
constant integer scale = UInt(size);
constant bits(64) offset = SignExtend(imm9, 64);
```

Assembler Symbols

- <Wt> Is the 32-bit name of the general-purpose register to be transferred, encoded in the "Rt" field.
- <Xn|SP> Is the 64-bit name of the general-purpose base register or stack pointer, encoded in the "Rn" field.
- <sim> Is the optional signed immediate byte offset, in the range -256 to 255, defaulting to 0 and encoded in the "imm9" field.
- <Xt> Is the 64-bit name of the general-purpose register to be transferred, encoded in the "Rt" field.

Shared Decode

```
constant integer t = UInt(Rt);
constant integer n = UInt(Rn);

constant integer datasize = 8 << scale;
constant boolean nontemporal = FALSE;
constant boolean tagchecked = n != 31;
```

Operation

```
bits(64) address;

constant boolean privileged = AArch64.IsUnprivAccessPriv();
constant AccessDescriptor accdesc = CreateAccDescGPR(MemOp\_STORE, nontemporal, privileged,
                                                    tagchecked);

if n == 31 then
    CheckSPAlignment();
    address = SP[64];
else
    address = X[n, 64];

address = AddressAdd(address, offset, accdesc);

Mem[address, datasize DIV 8, accdesc] = X[t, datasize];
```

Operational information

If PSTATE.DIT is 1, the timing of this instruction is insensitive to the value of the data being loaded or stored.

Internal version only: aarchmrs v2025-03_rel, pseudocode v2025-03_rel ; Build timestamp: 2025-03-21T17:41

Copyright © 2010-2025 Arm Limited or its affiliates. All rights reserved. This document is Non-Confidential.

STTRB

Store register byte (unprivileged)

This instruction stores a byte from a 32-bit register to memory. The address that is used for the store is calculated from a base register and an immediate offset.

Explicit Memory effects produced by the instruction behave as if the instruction was executed at EL0 if the *Effective value* of PSTATE.UAO is 0 and either:

- The instruction is executed at EL1.
- The instruction is executed at EL2 when the *Effective value* of HCR_EL2.{E2H, TGE} is {1, 1}.

Otherwise, the Explicit Memory effects operate with the restrictions determined by the Exception level at which the instruction is executed.

For information about addressing modes, see *Load/Store addressing modes*.

31	30	29	28	27	26	25	24	23	22	21	20	19	18	17	16	15	14	13	12	11	10	9	8	7	6	5	4	3	2	1	0
0	0	1	1	1	0	0	0	0	0	0	imm9									1	0	Rn				Rt					
size				VR				opc																							

Encoding

```
STTRB <Wt>, [<Xn|SP>{, #<sim>}]
```

Decode for this encoding

```
constant bits(64) offset = SignExtend(imm9, 64);
```

Assembler Symbols

- <Wt> Is the 32-bit name of the general-purpose register to be transferred, encoded in the "Rt" field.
- <Xn|SP> Is the 64-bit name of the general-purpose base register or stack pointer, encoded in the "Rn" field.
- <sim> Is the optional signed immediate byte offset, in the range -256 to 255, defaulting to 0 and encoded in the "imm9" field.

Shared Decode

```
constant integer t = UInt(Rt);
constant integer n = UInt(Rn);

constant integer datasize = 8;
constant boolean nontemporal = FALSE;
constant boolean tagchecked = n != 31;
```

Operation

```
bits(64) address;

constant boolean privileged = AArch64.IsUnprivAccessPriv();
constant AccessDescriptor accdesc = CreateAccDescGPR(MemOp_STORE, nontemporal, privileged, tagchecked);

if n == 31 then
    CheckSPAlignment();
    address = SP[64];
else
    address = X[n, 64];

address = AddressAdd(address, offset, accdesc);

Mem[address, datasize DIV 8, accdesc] = X[t, datasize];
```

Operational information

If PSTATE.DIT is 1, the timing of this instruction is insensitive to the value of the data being loaded or stored.

STTRH

Store register halfword (unprivileged)

This instruction stores a halfword from a 32-bit register to memory. The address that is used for the store is calculated from a base register and an immediate offset.

Explicit Memory effects produced by the instruction behave as if the instruction was executed at EL0 if the *Effective value* of PSTATE.UAO is 0 and either:

- The instruction is executed at EL1.
- The instruction is executed at EL2 when the *Effective value* of HCR_EL2.{E2H, TGE} is {1, 1}.

Otherwise, the Explicit Memory effects operate with the restrictions determined by the Exception level at which the instruction is executed.

For information about addressing modes, see *Load/Store addressing modes*.

31	30	29	28	27	26	25	24	23	22	21	20	19	18	17	16	15	14	13	12	11	10	9	8	7	6	5	4	3	2	1	0
0	1	1	1	1	0	0	0	0	0	0	imm9									1	0	Rn				Rt					
size				VR				opc																							

Encoding

STTRH <Wt>, [<Xn|SP>{, #<sim>}]

Decode for this encoding

```
constant bits(64) offset = SignExtend(imm9, 64);
```

Assembler Symbols

- <Wt> Is the 32-bit name of the general-purpose register to be transferred, encoded in the "Rt" field.
- <Xn|SP> Is the 64-bit name of the general-purpose base register or stack pointer, encoded in the "Rn" field.
- <sim> Is the optional signed immediate byte offset, in the range -256 to 255, defaulting to 0 and encoded in the "imm9" field.

Shared Decode

```
constant integer t = UInt(Rt);
constant integer n = UInt(Rn);

constant integer datasize = 16;
constant boolean nontemporal = FALSE;
constant boolean tagchecked = n != 31;
```

Operation

```
bits(64) address;

constant boolean privileged = AArch64.IsUnprivAccessPriv();
constant AccessDescriptor accdesc = CreateAccDescGPR(MemOp_STORE, nontemporal, privileged,
                                                    tagchecked);

if n == 31 then
    CheckSPAlignment();
    address = SP[64];
else
    address = X[n, 64];

address = AddressAdd(address, offset, accdesc);

Mem[address, datasize DIV 8, accdesc] = X[t, datasize];
```

Operational information

If PSTATE.DIT is 1, the timing of this instruction is insensitive to the value of the data being loaded or stored.

STTSET, STTSETL

Atomic bit set unprivileged, without return

This instruction atomically loads a 32-bit word or 64-bit doubleword from memory, performs a bitwise OR with the value held in a register on it, and stores the result back to memory.

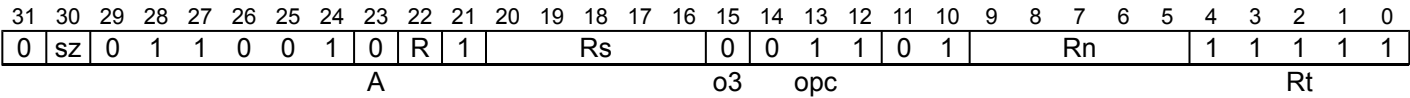
- STTSET does not have release semantics.
- STTSETL stores to memory with release semantics, as described in *Load-Acquire, Store-Release*.

For information about addressing modes, see *Load/Store addressing modes*.

This is an alias of [LDTSET, LDTSETA, LDTSETAL, LDTSETL](#). This means:

- The encodings in this description are named to match the encodings of [LDTSET, LDTSETA, LDTSETAL, LDTSETL](#).
- The description of [LDTSET, LDTSETA, LDTSETAL, LDTSETL](#) gives the operational pseudocode, any CONSTRAINED UNPREDICTABLE behavior, and any operational information for this instruction.

Integer (FEAT_LSUI)



Encoding for the 32-bit no memory ordering variant

Applies when (sz == 0 && R == 0)

STTSET <Ws>, [<Xn|SP>]

is equivalent to

LDTSET <Ws>, WZR, [<Xn|SP>]

and is always the preferred disassembly.

Encoding for the 32-bit release variant

Applies when (sz == 0 && R == 1)

STTSETL <Ws>, [<Xn|SP>]

is equivalent to

LDTSETL <Ws>, WZR, [<Xn|SP>]

and is always the preferred disassembly.

Encoding for the 64-bit no memory ordering variant

Applies when (sz == 1 && R == 0)

STTSET <Xs>, [<Xn|SP>]

is equivalent to

LDTSET <Xs>, XZR, [<Xn|SP>]

and is always the preferred disassembly.

Encoding for the 64-bit release variant

Applies when (sz == 1 && R == 1)

STTSETL <Xs>, [<Xn|SP>]

is equivalent to

LDTSETL <Xs>, XZR, [<Xn|SP>]

and is always the preferred disassembly.

Assembler Symbols

<Ws>	Is the 32-bit name of the general-purpose register holding the data value to be operated on with the contents of the memory location, encoded in the "Rs" field.
<Xn SP>	Is the 64-bit name of the general-purpose base register or stack pointer, encoded in the "Rn" field.
<Xs>	Is the 64-bit name of the general-purpose register holding the data value to be operated on with the contents of the memory location, encoded in the "Rs" field.

Operation

The description of [LDTSET](#), [LDTSETA](#), [LDTSETAL](#), [LDTSETL](#) gives the operational pseudocode for this instruction.

Operational information

If PSTATE.DIT is 1, the timing of this instruction is insensitive to the value of the data being loaded or stored.

Internal version only: aarchmrs v2025-03_rel, pseudocode v2025-03_rel ; Build timestamp: 2025-03-21T17:41

Copyright © 2010-2025 Arm Limited or its affiliates. All rights reserved. This document is Non-Confidential.

STTXR

Store unprivileged exclusive register

This instruction stores a 32-bit word or a 64-bit doubleword from a register to memory if the PE has exclusive access to the memory address, and returns a status value of 0 if the store was successful, or of 1 if no store was performed. See *Synchronization and semaphores*. Explicit Memory effects produced by the instruction behave as if the instruction was executed at EL0 if the *Effective value* of PSTATE.UAO is 0 and either:

- The instruction is executed at EL1.
- The instruction is executed at EL2 when the *Effective value* of HCR_EL2.{E2H, TGE} is {1, 1}.

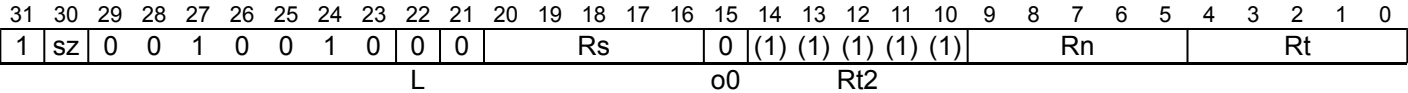
Otherwise, the Explicit Memory effects operate with the restrictions determined by the Exception level at which the instruction is executed.

Note

For the purposes of the Exclusives monitors, and the forward progress guarantees for Load-Exclusive and Store-Exclusive loops, STTXR is equivalent to STXR.

For information about addressing modes, see *Load/Store addressing modes*.

No offset
(FEAT_LSUI)



Encoding for the 32-bit variant

Applies when (sz == 0)

```
STTXR <Ws>, <Wt>, [<Xn|SP>{, #0}]
```

Encoding for the 64-bit variant

Applies when (sz == 1)

```
STTXR <Ws>, <Xt>, [<Xn|SP>{, #0}]
```

Decode for all variants of this encoding

```
if !IsFeatureImplemented(FEAT_LSUI) then EndOfDecode(Decode_UNDEF);
constant integer s = UInt(Rs);
constant integer t = UInt(Rt);
constant integer n = UInt(Rn);

constant integer elsize = 32 << UInt(sz);
constant boolean acqrel = FALSE;
constant boolean tagchecked = n != 31;

boolean rt_unknown = FALSE;
boolean rn_unknown = FALSE;
if s == t then
    constant Constraint c = ConstrainUnpredictable(Unpredictable DATAOVERLAP);
    assert c IN {Constraint_UNKNOWN, Constraint_UNDEF, Constraint_NOP};
    case c of
        when Constraint_UNKNOWN    rt_unknown = TRUE;    // store UNKNOWN value
        when Constraint_UNDEF      EndOfDecode(Decode_UNDEF);
        when Constraint_NOP        EndOfDecode(Decode_NOP);
if s == n && n != 31 then
    constant Constraint c = ConstrainUnpredictable(Unpredictable BASEOVERLAP);
    assert c IN {Constraint_UNKNOWN, Constraint_UNDEF, Constraint_NOP};
    case c of
        when Constraint_UNKNOWN    rn_unknown = TRUE;    // address is UNKNOWN
        when Constraint_UNDEF      EndOfDecode(Decode_UNDEF);
        when Constraint_NOP        EndOfDecode(Decode_NOP);
```

STTXR has the same CONSTRAINED UNPREDICTABLE behavior as STXR. See [Architectural Constraints on UNPREDICTABLE behaviors](#), and particularly [STXR](#).

Assembler Symbols

<Ws>	Is the 32-bit name of the general-purpose register into which the status result of the store exclusive is written, encoded in the "Rs" field. The value returned is: 0 If the operation updates memory. 1 If the operation fails to update memory.
<Wt>	Is the 32-bit name of the general-purpose register to be transferred, encoded in the "Rt" field.
<Xn SP>	Is the 64-bit name of the general-purpose base register or stack pointer, encoded in the "Rn" field.
<Xt>	Is the 64-bit name of the general-purpose register to be transferred, encoded in the "Rt" field.

Aborts and alignment

If a synchronous Data Abort exception is generated by the execution of this instruction:

- Memory is not updated.
- <Ws> is not updated.

Accessing an address that is not aligned to the size of the data being accessed causes an Alignment fault Data Abort exception to be generated, subject to the following rules:

- If AArch64.ExclusiveMonitorsPass() returns TRUE, the exception is generated.
- Otherwise, it is IMPLEMENTATION DEFINED whether the exception is generated.

If `AArch64.ExclusiveMonitorsPass()` returns `FALSE` and the memory address, if accessed, would generate a synchronous Data Abort exception, it is IMPLEMENTATION DEFINED whether the exception is generated.

Operation

```
bits(64) address;
bits(elsize) data;

constant integer dbytes = elsize DIV 8;
constant boolean privileged = AArch64.IsUnprivAccessPriv();
constant AccessDescriptor accdesc = CreateAccDescExLDST(MemOp\_STORE, acqrel,
                                                    tagchecked, privileged);

if n == 31 then
    CheckSPAlignment();
    address = SP[64];
elseif rn_unknown then
    address = bits(64) UNKNOWN;
else
    address = X[n, 64];

if rt_unknown then
    data = bits(elsize) UNKNOWN;
else
    data = X[t, elsize];
bit status = '1';
// Check whether the Exclusives monitors are set to include the
// physical memory locations corresponding to virtual address
// range [address, address+dbytes-1].
// If AArch64.ExclusiveMonitorsPass() returns FALSE and the memory address,
// if accessed, would generate a synchronous Data Abort exception, it is
// IMPLEMENTATION DEFINED whether the exception is generated.
// It is a limitation of this model that synchronous Data Aborts are never
// generated in this case, as Mem[] is not called.

// If FEAT_SPE is implemented, it is also IMPLEMENTATION DEFINED whether or not the
// physical address packet is output when permitted and when
// AArch64.ExclusiveMonitorPass() returns FALSE for a Store Exclusive instruction.
// This behavior is not reflected here due to the previously stated limitation.
if AArch64.ExclusiveMonitorsPass(address, dbytes, accdesc) then
    // This atomic write will be rejected if it does not refer
    // to the same physical locations after address translation.
    Mem[address, dbytes, accdesc] = data;
    status = ExclusiveMonitorsStatus();
X[s, 32] = ZeroExtend(status, 32);
```

Operational information

If `PSTATE.DIT` is 1, the timing of this instruction is insensitive to the value of the data being loaded or stored.

Internal version only: aarchmrs v2025-03_rel, pseudocode v2025-03_rel ; Build timestamp: 2025-03-21T17:41

Copyright © 2010-2025 Arm Limited or its affiliates. All rights reserved. This document is Non-Confidential.

STUMAX, STUMAXL

Atomic unsigned maximum on word or doubleword in memory, without return

This instruction atomically loads a 32-bit word or 64-bit doubleword from memory, compares it against the value held in a register, and stores the larger value back to memory, treating the values as unsigned numbers.

- STUMAX does not have release semantics.
- STUMAXL stores to memory with release semantics, as described in *Load-Acquire, Store-Release*.

For information about addressing modes, see *Load/Store addressing modes*.

This is an alias of [LDUMAX, LDUMAXA, LDUMAXAL, LDUMAXL](#). This means:

- The encodings in this description are named to match the encodings of [LDUMAX, LDUMAXA, LDUMAXAL, LDUMAXL](#).
- The description of [LDUMAX, LDUMAXA, LDUMAXAL, LDUMAXL](#) gives the operational pseudocode, any CONSTRAINED UNPREDICTABLE behavior, and any operational information for this instruction.

Integer (FEAT_LSE)

31	30	29	28	27	26	25	24	23	22	21	20	19	18	17	16	15	14	13	12	11	10	9	8	7	6	5	4	3	2	1	0
1	x	1	1	1	0	0	0	0	R	1	Rs				0	1	1	0	0	0	Rn				1	1	1	1	1		
size				VR			A		o3						opc		Rt														

Encoding for the 32-bit no memory ordering variant

Applies when (size == 10 && R == 0)

STUMAX <Ws>, [<Xn|SP>]

is equivalent to

LDUMAX <Ws>, WZR, [<Xn|SP>]

and is always the preferred disassembly.

Encoding for the 32-bit release variant

Applies when (size == 10 && R == 1)

STUMAXL <Ws>, [<Xn|SP>]

is equivalent to

LDUMAXL <Ws>, WZR, [<Xn|SP>]

and is always the preferred disassembly.

Encoding for the 64-bit no memory ordering variant

Applies when (size == 11 && R == 0)

STUMAX <Xs>, [<Xn|SP>]

is equivalent to

LDUMAX <Xs>, XZR, [<Xn|SP>]

and is always the preferred disassembly.

Encoding for the 64-bit release variant

Applies when (size == 11 && R == 1)

STUMAXL <Xs>, [<Xn|SP>]

is equivalent to

LDUMAXL <Xs>, XZR, [<Xn|SP>]

and is always the preferred disassembly.

Assembler Symbols

<Ws>	Is the 32-bit name of the general-purpose register holding the data value to be operated on with the contents of the memory location, encoded in the "Rs" field.
<Xn SP>	Is the 64-bit name of the general-purpose base register or stack pointer, encoded in the "Rn" field.
<Xs>	Is the 64-bit name of the general-purpose register holding the data value to be operated on with the contents of the memory location, encoded in the "Rs" field.

Operation

The description of [LDUMAX](#), [LDUMAXA](#), [LDUMAXAL](#), [LDUMAXL](#) gives the operational pseudocode for this instruction.

Operational information

If PSTATE.DIT is 1, the timing of this instruction is insensitive to the value of the data being loaded or stored.

Internal version only: aarchmrs v2025-03_rel, pseudocode v2025-03_rel ; Build timestamp: 2025-03-21T17:41

Copyright © 2010-2025 Arm Limited or its affiliates. All rights reserved. This document is Non-Confidential.

STUMAXB, STUMAXLB

Atomic unsigned maximum on byte in memory, without return

This instruction atomically loads an 8-bit byte from memory, compares it against the value held in a register, and stores the larger value back to memory, treating the values as unsigned numbers.

- STUMAXB does not have release semantics.
- STUMAXLB stores to memory with release semantics, as described in *Load-Acquire, Store-Release*.

For information about addressing modes, see *Load/Store addressing modes*.

This is an alias of [LDUMAXB, LDUMAXAB, LDUMAXALB, LDUMAXLB](#). This means:

- The encodings in this description are named to match the encodings of [LDUMAXB, LDUMAXAB, LDUMAXALB, LDUMAXLB](#).
- The description of [LDUMAXB, LDUMAXAB, LDUMAXALB, LDUMAXLB](#) gives the operational pseudocode, any CONSTRAINED UNPREDICTABLE behavior, and any operational information for this instruction.

Integer (FEAT_LSE)

31	30	29	28	27	26	25	24	23	22	21	20	19	18	17	16	15	14	13	12	11	10	9	8	7	6	5	4	3	2	1	0
0	0	1	1	1	0	0	0	0	R	1	Rs				0	1	1	0	0	0	Rn				1	1	1	1	1		
size				VR				A				o3				opc								Rt							

Encoding for the No memory ordering variant

Applies when (R == 0)

STUMAXB <Ws>, [<Xn|SP>]

is equivalent to

[LDUMAXB](#) <Ws>, WZR, [<Xn|SP>]

and is always the preferred disassembly.

Encoding for the Release variant

Applies when (R == 1)

STUMAXLB <Ws>, [<Xn|SP>]

is equivalent to

[LDUMAXLB](#) <Ws>, WZR, [<Xn|SP>]

and is always the preferred disassembly.

Assembler Symbols

- <Ws>

Is the 32-bit name of the general-purpose register holding the data value to be operated on with the contents of the memory location, encoded in the "Rs" field.
- <Xn|SP>

Is the 64-bit name of the general-purpose base register or stack pointer, encoded in the "Rn" field.

Operation

The description of [LDUMAXB, LDUMAXAB, LDUMAXALB, LDUMAXLB](#) gives the operational pseudocode for this instruction.

Operational information

If PSTATE.DIT is 1, the timing of this instruction is insensitive to the value of the data being loaded or stored.

STUMAXH, STUMAXLH

Atomic unsigned maximum on halfword in memory, without return

This instruction atomically loads a 16-bit halfword from memory, compares it against the value held in a register, and stores the larger value back to memory, treating the values as unsigned numbers.

- STUMAXH does not have release semantics.
- STUMAXLH stores to memory with release semantics, as described in *Load-Acquire, Store-Release*.

For information about addressing modes, see *Load/Store addressing modes*.

This is an alias of [LDUMAXH](#), [LDUMAXAH](#), [LDUMAXALH](#), [LDUMAXLH](#). This means:

- The encodings in this description are named to match the encodings of [LDUMAXH](#), [LDUMAXAH](#), [LDUMAXALH](#), [LDUMAXLH](#).
- The description of [LDUMAXH](#), [LDUMAXAH](#), [LDUMAXALH](#), [LDUMAXLH](#) gives the operational pseudocode, any CONSTRAINED UNPREDICTABLE behavior, and any operational information for this instruction.

Integer (FEAT_LSE)

31	30	29	28	27	26	25	24	23	22	21	20	19	18	17	16	15	14	13	12	11	10	9	8	7	6	5	4	3	2	1	0
0	1	1	1	1	0	0	0	0	R	1	Rs				0	1	1	0	0	0	Rn				1	1	1	1	1		
size				VR				A				o3				opc				Rt											

Encoding for the No memory ordering variant

Applies when (R == 0)

STUMAXH <Ws>, [<Xn|SP>]

is equivalent to

[LDUMAXH](#) <Ws>, WZR, [<Xn|SP>]

and is always the preferred disassembly.

Encoding for the Release variant

Applies when (R == 1)

STUMAXLH <Ws>, [<Xn|SP>]

is equivalent to

[LDUMAXLH](#) <Ws>, WZR, [<Xn|SP>]

and is always the preferred disassembly.

Assembler Symbols

- <Ws>

Is the 32-bit name of the general-purpose register holding the data value to be operated on with the contents of the memory location, encoded in the "Rs" field.
- <Xn|SP>

Is the 64-bit name of the general-purpose base register or stack pointer, encoded in the "Rn" field.

Operation

The description of [LDUMAXH](#), [LDUMAXAH](#), [LDUMAXALH](#), [LDUMAXLH](#) gives the operational pseudocode for this instruction.

Operational information

If PSTATE.DIT is 1, the timing of this instruction is insensitive to the value of the data being loaded or stored.

STUMIN, STUMINL

Atomic unsigned minimum on word or doubleword in memory, without return

This instruction atomically loads a 32-bit word or 64-bit doubleword from memory, compares it against the value held in a register, and stores the smaller value back to memory, treating the values as unsigned numbers.

- STUMIN does not have release semantics.
- STUMINL stores to memory with release semantics, as described in *Load-Acquire, Store-Release*.

For information about addressing modes, see *Load/Store addressing modes*.

This is an alias of [LDUMIN, LDUMINA, LDUMINAL, LDUMINL](#). This means:

- The encodings in this description are named to match the encodings of [LDUMIN, LDUMINA, LDUMINAL, LDUMINL](#).
- The description of [LDUMIN, LDUMINA, LDUMINAL, LDUMINL](#) gives the operational pseudocode, any CONSTRAINED UNPREDICTABLE behavior, and any operational information for this instruction.

Integer (FEAT_LSE)

31	30	29	28	27	26	25	24	23	22	21	20	19	18	17	16	15	14	13	12	11	10	9	8	7	6	5	4	3	2	1	0
1	x	1	1	1	0	0	0	0	R	1	Rs				0	1	1	1	0	0	Rn				1	1	1	1	1		
size				VR				A				o3				opc				Rt											

Encoding for the 32-bit no memory ordering variant

Applies when (size == 10 && R == 0)

STUMIN <Ws>, [<Xn|SP>]

is equivalent to

LDUMIN <Ws>, WZR, [<Xn|SP>]

and is always the preferred disassembly.

Encoding for the 32-bit release variant

Applies when (size == 10 && R == 1)

STUMINL <Ws>, [<Xn|SP>]

is equivalent to

LDUMINL <Ws>, WZR, [<Xn|SP>]

and is always the preferred disassembly.

Encoding for the 64-bit no memory ordering variant

Applies when (size == 11 && R == 0)

STUMIN <Xs>, [<Xn|SP>]

is equivalent to

LDUMIN <Xs>, XZR, [<Xn|SP>]

and is always the preferred disassembly.

Encoding for the 64-bit release variant

Applies when (size == 11 && R == 1)

STUMINL <Xs>, [<Xn|SP>]

is equivalent to

LDUMINL <Xs>, XZR, [<Xn|SP>]

and is always the preferred disassembly.

Assembler Symbols

<Ws>	Is the 32-bit name of the general-purpose register holding the data value to be operated on with the contents of the memory location, encoded in the "Rs" field.
<Xn SP>	Is the 64-bit name of the general-purpose base register or stack pointer, encoded in the "Rn" field.
<Xs>	Is the 64-bit name of the general-purpose register holding the data value to be operated on with the contents of the memory location, encoded in the "Rs" field.

Operation

The description of [LDUMIN](#), [LDUMINA](#), [LDUMINAL](#), [LDUMINL](#) gives the operational pseudocode for this instruction.

Operational information

If PSTATE.DIT is 1, the timing of this instruction is insensitive to the value of the data being loaded or stored.

Internal version only: aarchmrs v2025-03_rel, pseudocode v2025-03_rel ; Build timestamp: 2025-03-21T17:41

Copyright © 2010-2025 Arm Limited or its affiliates. All rights reserved. This document is Non-Confidential.

STUMINB, STUMINLB

Atomic unsigned minimum on byte in memory, without return

This instruction atomically loads an 8-bit byte from memory, compares it against the value held in a register, and stores the smaller value back to memory, treating the values as unsigned numbers.

- STUMINB does not have release semantics.
- STUMINLB stores to memory with release semantics, as described in *Load-Acquire, Store-Release*.

For information about addressing modes, see *Load/Store addressing modes*.

This is an alias of [LDUMINB, LDUMINAB, LDUMINALB, LDUMINLB](#). This means:

- The encodings in this description are named to match the encodings of [LDUMINB, LDUMINAB, LDUMINALB, LDUMINLB](#).
- The description of [LDUMINB, LDUMINAB, LDUMINALB, LDUMINLB](#) gives the operational pseudocode, any CONSTRAINED UNPREDICTABLE behavior, and any operational information for this instruction.

Integer (FEAT_LSE)

31	30	29	28	27	26	25	24	23	22	21	20	19	18	17	16	15	14	13	12	11	10	9	8	7	6	5	4	3	2	1	0
0	0	1	1	1	0	0	0	0	R	1	Rs				0	1	1	1	0	0	Rn				1	1	1	1	1		
size				VR				A				o3				opc				Rt											

Encoding for the No memory ordering variant

Applies when (R == 0)

STUMINB <Ws>, [[<Xn|SP>](#)]

is equivalent to

[LDUMINB](#) <Ws>, WZR, [[<Xn|SP>](#)]

and is always the preferred disassembly.

Encoding for the Release variant

Applies when (R == 1)

STUMINLB <Ws>, [[<Xn|SP>](#)]

is equivalent to

[LDUMINLB](#) <Ws>, WZR, [[<Xn|SP>](#)]

and is always the preferred disassembly.

Assembler Symbols

- <Ws>

Is the 32-bit name of the general-purpose register holding the data value to be operated on with the contents of the memory location, encoded in the "Rs" field.
- <Xn|SP>

Is the 64-bit name of the general-purpose base register or stack pointer, encoded in the "Rn" field.

Operation

The description of [LDUMINB, LDUMINAB, LDUMINALB, LDUMINLB](#) gives the operational pseudocode for this instruction.

Operational information

If PSTATE.DIT is 1, the timing of this instruction is insensitive to the value of the data being loaded or stored.

STUMINH, STUMINLH

Atomic unsigned minimum on halfword in memory, without return

This instruction atomically loads a 16-bit halfword from memory, compares it against the value held in a register, and stores the smaller value back to memory, treating the values as unsigned numbers.

- STUMINH does not have release semantics.
- STUMINLH stores to memory with release semantics, as described in *Load-Acquire, Store-Release*.

For information about addressing modes, see *Load/Store addressing modes*.

This is an alias of [LDUMINH, LDUMINAH, LDUMINALH, LDUMINLH](#). This means:

- The encodings in this description are named to match the encodings of [LDUMINH, LDUMINAH, LDUMINALH, LDUMINLH](#).
- The description of [LDUMINH, LDUMINAH, LDUMINALH, LDUMINLH](#) gives the operational pseudocode, any CONSTRAINED UNPREDICTABLE behavior, and any operational information for this instruction.

Integer (FEAT_LSE)

31	30	29	28	27	26	25	24	23	22	21	20	19	18	17	16	15	14	13	12	11	10	9	8	7	6	5	4	3	2	1	0
0	1	1	1	1	0	0	0	0	R	1	Rs				0	1	1	1	0	0	Rn				1	1	1	1	1		
size				VR				A				o3				opc				Rt											

Encoding for the No memory ordering variant

Applies when (R == 0)

STUMINH <Ws>, [[Xn](#)|[SP](#)]

is equivalent to

[LDUMINH](#) <Ws>, WZR, [[Xn](#)|[SP](#)]

and is always the preferred disassembly.

Encoding for the Release variant

Applies when (R == 1)

STUMINLH <Ws>, [[Xn](#)|[SP](#)]

is equivalent to

[LDUMINLH](#) <Ws>, WZR, [[Xn](#)|[SP](#)]

and is always the preferred disassembly.

Assembler Symbols

- <Ws>

Is the 32-bit name of the general-purpose register holding the data value to be operated on with the contents of the memory location, encoded in the "Rs" field.
- <Xn|SP>

Is the 64-bit name of the general-purpose base register or stack pointer, encoded in the "Rn" field.

Operation

The description of [LDUMINH, LDUMINAH, LDUMINALH, LDUMINLH](#) gives the operational pseudocode for this instruction.

Operational information

If PSTATE.DIT is 1, the timing of this instruction is insensitive to the value of the data being loaded or stored.

STUR

Store register (unscaled)

This instruction calculates an address from a base register value and an immediate offset, and stores a 32-bit word or a 64-bit doubleword to the calculated address, from a register. For information about addressing modes, see [Load/Store addressing modes](#).

31	30	29	28	27	26	25	24	23	22	21	20	19	18	17	16	15	14	13	12	11	10	9	8	7	6	5	4	3	2	1	0											
1		x		1		1		1		0		0		0		0		0		0		imm9									0		0		Rn				Rt			
size				VR								opc																														

Encoding for the 32-bit variant

Applies when (size == 10)

```
STUR <Wt>, [<Xn|SP>{, #<sim>}]
```

Encoding for the 64-bit variant

Applies when (size == 11)

```
STUR <Xt>, [<Xn|SP>{, #<sim>}]
```

Decode for all variants of this encoding

```
constant integer scale = UInt(size);
constant bits(64) offset = SignExtend(imm9, 64);
```

Assembler Symbols

- <Wt> Is the 32-bit name of the general-purpose register to be transferred, encoded in the "Rt" field.
- <Xn|SP> Is the 64-bit name of the general-purpose base register or stack pointer, encoded in the "Rn" field.
- <sim> Is the optional signed immediate byte offset, in the range -256 to 255, defaulting to 0 and encoded in the "imm9" field.
- <Xt> Is the 64-bit name of the general-purpose register to be transferred, encoded in the "Rt" field.

Shared Decode

```
constant integer n = UInt(Rn);
constant integer t = UInt(Rt);
constant integer datasize = 8 << scale;
constant boolean nontemporal = FALSE;
constant boolean tagchecked = n != 31;
```

Operation

```
bits(64) address;

constant boolean privileged = PSTATE.EL != EL0;
constant AccessDescriptor accdesc = CreateAccDescGPR(MemOp_STORE, nontemporal, privileged, tagchecked);

if n == 31 then
    CheckSPAlignment();
    address = SP[64];
else
    address = X[n, 64];

address = AddressAdd(address, offset, accdesc);

Mem[address, datasize DIV 8, accdesc] = X[t, datasize];
```

Operational information

If PSTATE.DIT is 1, the timing of this instruction is insensitive to the value of the data being loaded or stored.

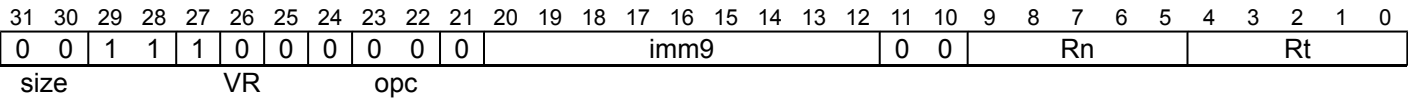
Internal version only: aarchmrs v2025-03_rel, pseudocode v2025-03_rel ; Build timestamp: 2025-03-21T17:41

Copyright © 2010-2025 Arm Limited or its affiliates. All rights reserved. This document is Non-Confidential.

STURB

Store register byte (unscaled)

This instruction calculates an address from a base register value and an immediate offset, and stores a byte to the calculated address, from a 32-bit register. For information about addressing modes, see [Load/Store addressing modes](#).



Encoding

STURB <Wt>, [<Xn|SP>{, #<simm>}]

Decode for this encoding

```
constant bits(64) offset = SignExtend(imm9, 64);
```

Assembler Symbols

- <Wt> Is the 32-bit name of the general-purpose register to be transferred, encoded in the "Rt" field.
- <Xn|SP> Is the 64-bit name of the general-purpose base register or stack pointer, encoded in the "Rn" field.
- <simm> Is the optional signed immediate byte offset, in the range -256 to 255, defaulting to 0 and encoded in the "imm9" field.

Shared Decode

```
constant integer n = UInt(Rn);
constant integer t = UInt(Rt);
constant integer datasize = 8;
constant boolean nontemporal = FALSE;
constant boolean tagchecked = n != 31;
```

Operation

```
bits(64) address;

constant boolean privileged = PSTATE.EL != ELO;
constant AccessDescriptor accdesc = CreateAccDescGPR(MemOp_STORE, nontemporal, privileged, tagchecked);

if n == 31 then
    CheckSPAlignment();
    address = SP[64];
else
    address = X[n, 64];

address = AddressAdd(address, offset, accdesc);

Mem[address, datasize DIV 8, accdesc] = X[t, datasize];
```

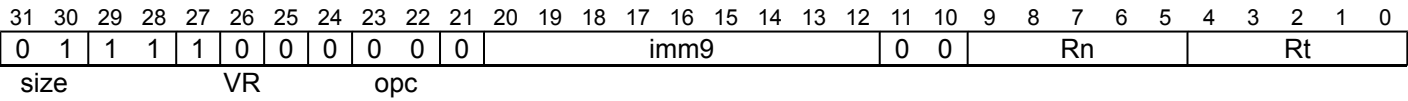
Operational information

If PSTATE.DIT is 1, the timing of this instruction is insensitive to the value of the data being loaded or stored.

STURH

Store register halfword (unscaled)

This instruction calculates an address from a base register value and an immediate offset, and stores a halfword to the calculated address, from a 32-bit register. For information about addressing modes, see [Load/Store addressing modes](#).



Encoding

STURH <Wt>, [<Xn|SP>{, #<simm>}]

Decode for this encoding

```
constant bits(64) offset = SignExtend(imm9, 64);
```

Assembler Symbols

- <Wt> Is the 32-bit name of the general-purpose register to be transferred, encoded in the "Rt" field.
- <Xn|SP> Is the 64-bit name of the general-purpose base register or stack pointer, encoded in the "Rn" field.
- <simm> Is the optional signed immediate byte offset, in the range -256 to 255, defaulting to 0 and encoded in the "imm9" field.

Shared Decode

```
constant integer n = UInt(Rn);
constant integer t = UInt(Rt);
constant integer datasize = 16;
constant boolean nontemporal = FALSE;
constant boolean tagchecked = n != 31;
```

Operation

```
bits(64) address;

constant boolean privileged = PSTATE.EL != ELO;
constant AccessDescriptor accdesc = CreateAccDescGPR(MemOp_STORE, nontemporal, privileged, tagchecked);

if n == 31 then
    CheckSPAlignment();
    address = SP[64];
else
    address = X[n, 64];

address = AddressAdd(address, offset, accdesc);

Mem[address, datasize DIV 8, accdesc] = X[t, datasize];
```

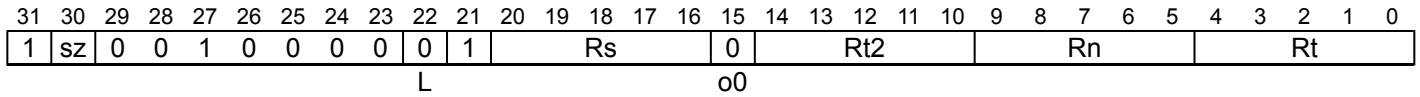
Operational information

If PSTATE.DIT is 1, the timing of this instruction is insensitive to the value of the data being loaded or stored.

STXP

Store exclusive pair of registers

This instruction stores two 32-bit words or two 64-bit doublewords from two registers to a memory location if the PE has exclusive access to the memory address, and returns a status value of 0 if the store was successful, or of 1 if no store was performed. See [Synchronization and semaphores](#). For information on single-copy atomicity and alignment requirements, see [Requirements for single-copy atomicity](#) and [Alignment of data accesses](#). If a 64-bit pair Store-Exclusive succeeds, it causes a single-copy atomic update of the 128-bit memory location being updated. For information about addressing modes, see [Load/Store addressing modes](#).



Encoding for the 32-bit variant

Applies when (sz == 0)

STXP <Ws>, <Wt1>, <Wt2>, [<Xn|SP>{, #0}]

Encoding for the 64-bit variant

Applies when (sz == 1)

STXP <Ws>, <Xt1>, <Xt2>, [<Xn|SP>{, #0}]

Decode for all variants of this encoding

```
constant integer s = UInt(Rs);
constant integer t = UInt(Rt);
constant integer t2 = UInt(Rt2);
constant integer n = UInt(Rn);

constant integer elsize = 32 << UInt(sz);
constant integer datasize = elsize * 2;
constant boolean acqrel = FALSE;
constant boolean tagchecked = n != 31;

boolean rt_unknown = FALSE;
boolean rn_unknown = FALSE;
if s == t || (s == t2) then
    constant Constraint c = ConstrainUnpredictable(Unpredictable DATAOVERLAP);
    assert c IN {Constraint UNKNOWN, Constraint UNDEF, Constraint NOP};
    case c of
        when Constraint UNKNOWN    rt_unknown = TRUE;    // store UNKNOWN value
        when Constraint UNDEF       EndOfDecode(Decode UNDEF);
        when Constraint NOP         EndOfDecode(Decode NOP);
if s == n && n != 31 then
    constant Constraint c = ConstrainUnpredictable(Unpredictable BASEOVERLAP);
    assert c IN {Constraint UNKNOWN, Constraint UNDEF, Constraint NOP};
    case c of
        when Constraint UNKNOWN    rn_unknown = TRUE;    // address is UNKNOWN
        when Constraint UNDEF       EndOfDecode(Decode UNDEF);
        when Constraint NOP         EndOfDecode(Decode NOP);
```

For information about the CONSTRAINED UNPREDICTABLE behavior of this instruction, see [Architectural Constraints on UNPREDICTABLE behaviors](#), and particularly [STXP](#).

Assembler Symbols

<Ws> Is the 32-bit name of the general-purpose register into which the status result of the store exclusive is written, encoded in the "Rs" field. The value returned is:

0

If the operation updates memory.

1

If the operation fails to update memory.

<Wt1> Is the 32-bit name of the first general-purpose register to be transferred, encoded in the "Rt" field.

<Wt2> Is the 32-bit name of the second general-purpose register to be transferred, encoded in the "Rt2" field.

<Xn|SP> Is the 64-bit name of the general-purpose base register or stack pointer, encoded in the "Rn" field.

<Xt1> Is the 64-bit name of the first general-purpose register to be transferred, encoded in the "Rt" field.

<Xt2> Is the 64-bit name of the second general-purpose register to be transferred, encoded in the "Rt2" field.

Aborts and alignment

If a synchronous Data Abort exception is generated by the execution of this instruction:

- Memory is not updated.
- <Ws> is not updated.

Accessing an address that is not aligned to the size of the data being accessed causes an Alignment fault Data Abort exception to be generated, subject to the following rules:

- If AArch64.ExclusiveMonitorsPass() returns TRUE, the exception is generated.
- Otherwise, it is IMPLEMENTATION DEFINED whether the exception is generated.

If AArch64.ExclusiveMonitorsPass() returns FALSE and the memory address, if accessed, would generate a synchronous Data Abort exception, it is IMPLEMENTATION DEFINED whether the exception is generated.

Operation

```
bits(64) address;
bits(datasize) data;

constant integer dbytes = datasize DIV 8;
constant boolean privileged = PSTATE.EL != ELO;
constant AccessDescriptor accdesc = CreateAccDescExLDST(MemOp\_STORE, acqrel,
                                                    tagchecked, privileged);

if n == 31 then
    CheckSPAlignment();
    address = SP[64];
elseif rn_unknown then
    address = bits(64) UNKNOWN;
else
    address = X[n, 64];

if rt_unknown then
    data = bits(datasize) UNKNOWN;
else
    constant bits(datasize DIV 2) el1 = X[t, datasize DIV 2];
    constant bits(datasize DIV 2) el2 = X[t2, datasize DIV 2];
    data = if BigEndian(accdesc.acctype) then el1:el2 else el2:el1;
bit status = '1';
// Check whether the Exclusives monitors are set to include the
// physical memory locations corresponding to virtual address
// range [address, address+dbytes-1].
// If AArch64.ExclusiveMonitorsPass() returns FALSE and the memory address,
// if accessed, would generate a synchronous Data Abort exception, it is
// IMPLEMENTATION DEFINED whether the exception is generated.
// It is a limitation of this model that synchronous Data Aborts are never
// generated in this case, as Mem[] is not called.

// If FEAT_SPE is implemented, it is also IMPLEMENTATION DEFINED whether or not the
// physical address packet is output when permitted and when
// AArch64.ExclusiveMonitorPass() returns FALSE for a Store Exclusive instruction.
// This behavior is not reflected here due to the previously stated limitation.
if AArch64.ExclusiveMonitorsPass(address, dbytes, accdesc) then
    // This atomic write will be rejected if it does not refer
    // to the same physical locations after address translation.
    Mem[address, dbytes, accdesc] = data;
    status = ExclusiveMonitorsStatus();
X[s, 32] = ZeroExtend(status, 32);
```

Operational information

If PSTATE.DIT is 1, the timing of this instruction is insensitive to the value of the data being loaded or stored.

Internal version only: aarchmrs v2025-03_rel, pseudocode v2025-03_rel ; Build timestamp: 2025-03-21T17:41

Copyright © 2010-2025 Arm Limited or its affiliates. All rights reserved. This document is Non-Confidential.

STXR

Store exclusive register

This instruction stores a 32-bit word or a 64-bit doubleword from a register to memory if the PE has exclusive access to the memory address, and returns a status value of 0 if the store was successful, or of 1 if no store was performed. See [Synchronization and semaphores](#).

For information about addressing modes, see [Load/Store addressing modes](#).

31	30	29	28	27	26	25	24	23	22	21	20	19	18	17	16	15	14	13	12	11	10	9	8	7	6	5	4	3	2	1	0	
1	x	0	0	1	0	0	0	0	0	0	Rs				0	(1)	(1)	(1)	(1)	(1)	Rn					Rt						
size									L			o0			Rt2																	

Encoding for the 32-bit variant

Applies when (size == 10)

STXR <Ws>, <Wt>, [<Xn|SP>{, #0}]

Encoding for the 64-bit variant

Applies when (size == 11)

STXR <Ws>, <Xt>, [<Xn|SP>{, #0}]

Decode for all variants of this encoding

```
constant integer s = UInt(Rs);
constant integer t = UInt(Rt);
constant integer n = UInt(Rn);

constant integer elsize = 8 << UInt(size);
constant boolean acqrel = FALSE;
constant boolean tagchecked = n != 31;

boolean rt_unknown = FALSE;
boolean rn_unknown = FALSE;
if s == t then
    constant Constraint c = ConstrainUnpredictable(Unpredictable DATAOVERLAP);
    assert c IN {Constraint_UNKNOWN, Constraint_UNDEF, Constraint_NOP};
    case c of
        when Constraint_UNKNOWN    rt_unknown = TRUE;    // store UNKNOWN value
        when Constraint_UNDEF       EndOfDecode(Decode_UNDEF);
        when Constraint_NOP         EndOfDecode(Decode_NOP);
if s == n && n != 31 then
    constant Constraint c = ConstrainUnpredictable(Unpredictable BASEOVERLAP);
    assert c IN {Constraint_UNKNOWN, Constraint_UNDEF, Constraint_NOP};
    case c of
        when Constraint_UNKNOWN    rn_unknown = TRUE;    // address is UNKNOWN
        when Constraint_UNDEF       EndOfDecode(Decode_UNDEF);
        when Constraint_NOP         EndOfDecode(Decode_NOP);
```

For information about the CONSTRAINED UNPREDICTABLE behavior of this instruction, see [Architectural Constraints on UNPREDICTABLE behaviors](#), and particularly [STXR](#).

Assembler Symbols

- <Ws>
- Is the 32-bit name of the general-purpose register into which the status result of the store exclusive is written, encoded in the "Rs" field. The value returned is:
- 0
- If the operation updates memory.
- 1
- If the operation fails to update memory.

- <Wt> Is the 32-bit name of the general-purpose register to be transferred, encoded in the "Rt" field.
- <Xn|SP> Is the 64-bit name of the general-purpose base register or stack pointer, encoded in the "Rn" field.
- <Xt> Is the 64-bit name of the general-purpose register to be transferred, encoded in the "Rt" field.

Aborts and alignment

If a synchronous Data Abort exception is generated by the execution of this instruction:

- Memory is not updated.
- <Ws> is not updated.

Accessing an address that is not aligned to the size of the data being accessed causes an Alignment fault Data Abort exception to be generated, subject to the following rules:

- If AArch64.ExclusiveMonitorsPass() returns TRUE, the exception is generated.
- Otherwise, it is IMPLEMENTATION DEFINED whether the exception is generated.

If AArch64.ExclusiveMonitorsPass() returns FALSE and the memory address, if accessed, would generate a synchronous Data Abort exception, it is IMPLEMENTATION DEFINED whether the exception is generated.

Operation

```
bits(64) address;
bits(elsize) data;

constant integer dbytes = elsize DIV 8;
constant boolean privileged = PSTATE.EL != ELO;
constant AccessDescriptor accdesc = CreateAccDescExLDST(MemOp_STORE, acqrel,
                                                    tagchecked, privileged);

if n == 31 then
    CheckSPAlignment();
    address = SP[64];
elsif rn_unknown then
    address = bits(64) UNKNOWN;
else
    address = X[n, 64];

if rt_unknown then
    data = bits(elsize) UNKNOWN;
else
    data = X[t, elsize];
bit status = '1';
// Check whether the Exclusives monitors are set to include the
// physical memory locations corresponding to virtual address
// range [address, address+dbytes-1].
// If AArch64.ExclusiveMonitorsPass() returns FALSE and the memory address,
// if accessed, would generate a synchronous Data Abort exception, it is
// IMPLEMENTATION DEFINED whether the exception is generated.
// It is a limitation of this model that synchronous Data Aborts are never
// generated in this case, as Mem[] is not called.

// If FEAT_SPE is implemented, it is also IMPLEMENTATION DEFINED whether or not the
// physical address packet is output when permitted and when
// AArch64.ExclusiveMonitorPass() returns FALSE for a Store Exclusive instruction.
// This behavior is not reflected here due to the previously stated limitation.
if AArch64.ExclusiveMonitorsPass(address, dbytes, accdesc) then
    // This atomic write will be rejected if it does not refer
    // to the same physical locations after address translation.
    Mem[address, dbytes, accdesc] = data;
    status = ExclusiveMonitorsStatus();
X[s, 32] = ZeroExtend(status, 32);
```

Operational information

If PSTATE.DIT is 1, the timing of this instruction is insensitive to the value of the data being loaded or stored.

STXRB

Store exclusive register byte

This instruction stores a byte from a register to memory if the PE has exclusive access to the memory address, and returns a status value of 0 if the store was successful, or of 1 if no store was performed. See *Synchronization and semaphores*. The memory access is atomic.

For information about addressing modes, see *Load/Store addressing modes*.

31	30	29	28	27	26	25	24	23	22	21	20	19	18	17	16	15	14	13	12	11	10	9	8	7	6	5	4	3	2	1	0
0	0	0	0	1	0	0	0	0	0	0	Rs					0	(1)	(1)	(1)	(1)	(1)	Rn					Rt				
size										L					o0					Rt2											

Encoding

STXRB <Ws>, <Wt>, [<Xn|SP>{, #0}]

Decode for this encoding

```
constant integer s = UInt(Rs);
constant integer t = UInt(Rt);
constant integer n = UInt(Rn);

constant boolean acqrel = FALSE;
constant boolean tagchecked = n != 31;

boolean rt_unknown = FALSE;
boolean rn_unknown = FALSE;
if s == t then
    constant Constraint c = ConstrainUnpredictable(Unpredictable DATAOVERLAP);
    assert c IN {Constraint UNKNOWN, Constraint UNDEF, Constraint NOP};
    case c of
        when Constraint UNKNOWN    rt_unknown = TRUE;    // store UNKNOWN value
        when Constraint UNDEF      EndOfDecode(Decode UNDEF);
        when Constraint NOP        EndOfDecode(Decode NOP);
if s == n && n != 31 then
    constant Constraint c = ConstrainUnpredictable(Unpredictable BASEOVERLAP);
    assert c IN {Constraint UNKNOWN, Constraint UNDEF, Constraint NOP};
    case c of
        when Constraint UNKNOWN    rn_unknown = TRUE;    // address is UNKNOWN
        when Constraint UNDEF      EndOfDecode(Decode UNDEF);
        when Constraint NOP        EndOfDecode(Decode NOP);
```

For information about the CONSTRAINED UNPREDICTABLE behavior of this instruction, see *Architectural Constraints on UNPREDICTABLE behaviors*, and particularly *STXRB*.

Assembler Symbols

- <Ws>

Is the 32-bit name of the general-purpose register into which the status result of the store exclusive is written, encoded in the "Rs" field. The value returned is:

0

If the operation updates memory.

1

If the operation fails to update memory.

<Wt> Is the 32-bit name of the general-purpose register to be transferred, encoded in the "Rt" field.

<Xn|SP> Is the 64-bit name of the general-purpose base register or stack pointer, encoded in the "Rn" field.

Aborts

If a synchronous Data Abort exception is generated by the execution of this instruction:

- Memory is not updated.
- <Ws> is not updated.

If AArch64.ExclusiveMonitorsPass() returns FALSE and the memory address, if accessed, would generate a synchronous Data Abort exception, it is IMPLEMENTATION DEFINED whether the exception is generated.

Operation

```
bits(64) address;
bits(8) data;

constant boolean privileged = PSTATE.EL != EL0;
constant AccessDescriptor accdesc = CreateAccDescExLDST(MemOp\_STORE, acqrel,
                                                    tagchecked, privileged);

if n == 31 then
    CheckSPAlignment();
    address = SP[64];
elseif rn_unknown then
    address = bits(64) UNKNOWN;
else
    address = X[n, 64];

if rt_unknown then
    data = bits(8) UNKNOWN;
else
    data = X[t, 8];
bit status = '1';
// Check whether the Exclusives monitors are set to include the
// physical memory locations corresponding to virtual address
// range [address, address+dbytes-1].
// If AArch64.ExclusiveMonitorsPass() returns FALSE and the memory address,
// if accessed, would generate a synchronous Data Abort exception, it is
// IMPLEMENTATION DEFINED whether the exception is generated.
// It is a limitation of this model that synchronous Data Aborts are never
// generated in this case, as Mem[] is not called.

// If FEAT_SPE is implemented, it is also IMPLEMENTATION DEFINED whether or not the
// physical address packet is output when permitted and when
// AArch64.ExclusiveMonitorPass() returns FALSE for a Store Exclusive instruction.
// This behavior is not reflected here due to the previously stated limitation.
if AArch64.ExclusiveMonitorsPass(address, 1, accdesc) then
    // This atomic write will be rejected if it does not refer
    // to the same physical locations after address translation.
    Mem[address, 1, accdesc] = data;
    status = ExclusiveMonitorsStatus();
X[s, 32] = ZeroExtend(status, 32);
```

Operational information

If PSTATE.DIT is 1, the timing of this instruction is insensitive to the value of the data being loaded or stored.

Internal version only: aarchmrs v2025-03_rel, pseudocode v2025-03_rel ; Build timestamp: 2025-03-21T17:41

Copyright © 2010-2025 Arm Limited or its affiliates. All rights reserved. This document is Non-Confidential.

STXRH

Store exclusive register halfword

This instruction stores a halfword from a register to memory if the PE has exclusive access to the memory address, and returns a status value of 0 if the store was successful, or of 1 if no store was performed. See *Synchronization and semaphores*. The memory access is atomic.

For information about addressing modes, see *Load/Store addressing modes*.

31	30	29	28	27	26	25	24	23	22	21	20	19	18	17	16	15	14	13	12	11	10	9	8	7	6	5	4	3	2	1	0
0	1	0	0	1	0	0	0	0	0	0	Rs					0	(1)	(1)	(1)	(1)	(1)	Rn					Rt				
size										L					o0					Rt2											

Encoding

STXRH <Ws>, <Wt>, [<Xn|SP>{, #0}]

Decode for this encoding

```
constant integer s = UInt(Rs);
constant integer t = UInt(Rt);
constant integer n = UInt(Rn);

constant boolean acqrel = FALSE;
constant boolean tagchecked = n != 31;

boolean rt_unknown = FALSE;
boolean rn_unknown = FALSE;
if s == t then
    constant Constraint c = ConstrainUnpredictable(Unpredictable DATAOVERLAP);
    assert c IN {Constraint UNKNOWN, Constraint UNDEF, Constraint NOP};
    case c of
        when Constraint UNKNOWN    rt_unknown = TRUE;    // store UNKNOWN value
        when Constraint UNDEF       EndOfDecode(Decode UNDEF);
        when Constraint NOP         EndOfDecode(Decode NOP);
if s == n && n != 31 then
    constant Constraint c = ConstrainUnpredictable(Unpredictable BASEOVERLAP);
    assert c IN {Constraint UNKNOWN, Constraint UNDEF, Constraint NOP};
    case c of
        when Constraint UNKNOWN    rn_unknown = TRUE;    // address is UNKNOWN
        when Constraint UNDEF       EndOfDecode(Decode UNDEF);
        when Constraint NOP         EndOfDecode(Decode NOP);
```

Assembler Symbols

<Ws> Is the 32-bit name of the general-purpose register into which the status result of the store exclusive is written, encoded in the "Rs" field. The value returned is:

0 If the operation updates memory.

1 If the operation fails to update memory.

<Wt> Is the 32-bit name of the general-purpose register to be transferred, encoded in the "Rt" field.

<Xn|SP> Is the 64-bit name of the general-purpose base register or stack pointer, encoded in the "Rn" field.

Aborts and alignment

If a synchronous Data Abort exception is generated by the execution of this instruction:

- Memory is not updated.
- <Ws> is not updated.

A non halfword-aligned memory address causes an Alignment fault Data Abort exception to be generated, subject to the following rules:

- If AArch64.ExclusiveMonitorsPass() returns TRUE, the exception is generated.
- Otherwise, it is IMPLEMENTATION DEFINED whether the exception is generated.

If AArch64.ExclusiveMonitorsPass() returns FALSE and the memory address, if accessed, would generate a synchronous Data Abort exception, it is IMPLEMENTATION DEFINED whether the exception is generated.

Operation

```
bits(64) address;
bits(16) data;

constant boolean privileged = PSTATE.EL != EL0;
constant AccessDescriptor accdesc = CreateAccDescExLDST(MemOp\_STORE, acqrel,
                                                    tagchecked, privileged);

if n == 31 then
    CheckSPAlignment();
    address = SP[64];
elsif rn_unknown then
    address = bits(64) UNKNOWN;
else
    address = X[n, 64];

if rt_unknown then
    data = bits(16) UNKNOWN;
else
    data = X[t, 16];
bit status = '1';
// Check whether the Exclusives monitors are set to include the
// physical memory locations corresponding to virtual address
// range [address, address+dbytes-1].
// If AArch64.ExclusiveMonitorsPass() returns FALSE and the memory address,
// if accessed, would generate a synchronous Data Abort exception, it is
// IMPLEMENTATION DEFINED whether the exception is generated.
// It is a limitation of this model that synchronous Data Aborts are never
// generated in this case, as Mem[] is not called.

// If FEAT_SPE is implemented, it is also IMPLEMENTATION DEFINED whether or not the
// physical address packet is output when permitted and when
// AArch64.ExclusiveMonitorPass() returns FALSE for a Store Exclusive instruction.
// This behavior is not reflected here due to the previously stated limitation.
if AArch64.ExclusiveMonitorsPass(address, 2, accdesc) then
    // This atomic write will be rejected if it does not refer
    // to the same physical locations after address translation.
    Mem[address, 2, accdesc] = data;
    status = ExclusiveMonitorsStatus();
X[s, 32] = ZeroExtend(status, 32);
```

Operational information

If PSTATE.DIT is 1, the timing of this instruction is insensitive to the value of the data being loaded or stored.

Internal version only: aarchmrs v2025-03_rel, pseudocode v2025-03_rel ; Build timestamp: 2025-03-21T17:41

Copyright © 2010-2025 Arm Limited or its affiliates. All rights reserved. This document is Non-Confidential.

STZ2G

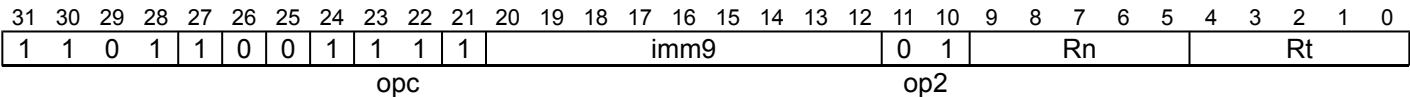
Store Allocation Tags, zeroing

This instruction stores an Allocation Tag to two Tag Granules of memory, zeroing the associated data locations. The address used for the store is calculated from the base register and an immediate signed offset scaled by the Tag Granule. The Allocation Tag is calculated from the Logical Address Tag in the source register.

This instruction generates an Unchecked access.

It has encodings from 3 classes: [Post-index](#) , [Pre-index](#) and [Signed offset](#)

Post-index (FEAT_MTE)



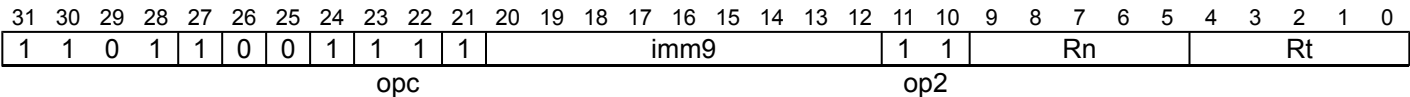
Encoding

STZ2G <Xt|SP>, [<Xn|SP>], #<simm>

Decode for this encoding

```
if !IsFeatureImplemented(FEAT_MTE) then EndOfDecode(Decode_UNDEF);
constant integer t = UInt(Rt);
constant integer n = UInt(Rn);
constant bits(64) offset = LSL(SignExtend(imm9, 64), LOG2_TAG_GRANULE);
constant boolean writeback = TRUE;
constant boolean postindex = TRUE;
```

Pre-index (FEAT_MTE)



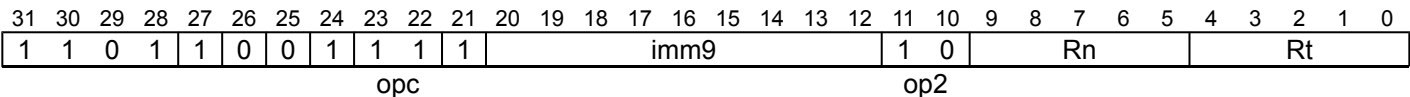
Encoding

STZ2G <Xt|SP>, [<Xn|SP>, #<simm>]!

Decode for this encoding

```
if !IsFeatureImplemented(FEAT_MTE) then EndOfDecode(Decode_UNDEF);
constant integer t = UInt(Rt);
constant integer n = UInt(Rn);
constant bits(64) offset = LSL(SignExtend(imm9, 64), LOG2_TAG_GRANULE);
constant boolean writeback = TRUE;
constant boolean postindex = FALSE;
```

Signed offset (FEAT_MTE)



Encoding

STZ2G <Xt|SP>, [<Xn|SP>{, #<sim>}]

Decode for this encoding

```
if !IsFeatureImplemented(FEAT_MTE) then EndOfDecode(Decode_UNDEF);
constant integer t = UInt(Rt);
constant integer n = UInt(Rn);
constant bits(64) offset = LSL(SignExtend(imm9, 64), LOG2_TAG_GRANULE);
constant boolean writeback = FALSE;
constant boolean postindex = FALSE;
```

Assembler Symbols

- <Xt|SP> Is the 64-bit name of the general-purpose source register or stack pointer, encoded in the "Rt" field.
- <Xn|SP> Is the 64-bit name of the general-purpose base register or stack pointer, encoded in the "Rn" field.
- <sim> Is the optional signed immediate offset, a multiple of 16 in the range -4096 to 4080, defaulting to 0 and encoded in the "imm9" field.

Operation

```
bits(64) address;
bits(64) address2;
constant bits(64) data = if t == 31 then SP[64] else X[t, 64];
constant bits(4) tag = AArch64.AllocationTagFromAddress(data);

if n == 31 then
    CheckSPAlignment();
    address = SP[64];
else
    address = X[n, 64];

constant boolean stzgm = FALSE;
constant AccessDescriptor accdesc = CreateAccDescLDGSTG(MemOp_STORE, stzgm);

if !postindex then
    address = AddressAdd(address, offset, accdesc);

address2 = AddressIncrement(address, TAG_GRANULE, accdesc);

if !IsAligned(address, TAG_GRANULE) then
    constant FaultRecord fault = AlignmentFault(accdesc, address);
    AArch64.Abort(fault);

Mem[address, TAG_GRANULE, accdesc] = Zeros(TAG_GRANULE * 8);
Mem[address2, TAG_GRANULE, accdesc] = Zeros(TAG_GRANULE * 8);

AArch64.MemTag[address, accdesc] = tag;
AArch64.MemTag[address2, accdesc] = tag;

if writeback then
    if postindex then
        address = AddressAdd(address, offset, accdesc);

    if n == 31 then
        SP[64] = address;
    else
        X[n, 64] = address;
```

STZG

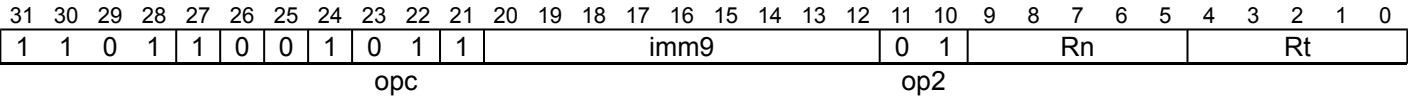
Store Allocation Tag, zeroing

This instruction stores an Allocation Tag to memory, zeroing the associated data location. The address used for the store is calculated from the base register and an immediate signed offset scaled by the Tag Granule. The Allocation Tag is calculated from the Logical Address Tag in the source register.

This instruction generates an Unchecked access.

It has encodings from 3 classes: [Post-index](#) , [Pre-index](#) and [Signed offset](#)

Post-index (FEAT_MTE)



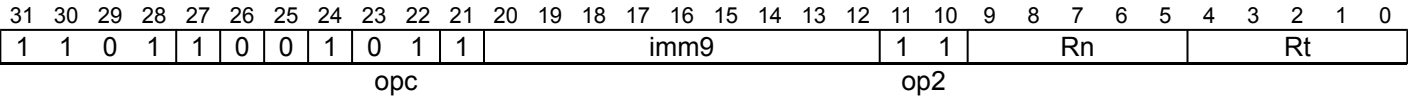
Encoding

STZG <Xt|SP>, [<Xn|SP>], #<simm>

Decode for this encoding

```
if !IsFeatureImplemented(FEAT_MTE) then EndOfDecode(Decode_UNDEF);
constant integer t = UInt(Rt);
constant integer n = UInt(Rn);
constant bits(64) offset = LSL(SignExtend(imm9, 64), LOG2_TAG_GRANULE);
constant boolean writeback = TRUE;
constant boolean postindex = TRUE;
```

Pre-index (FEAT_MTE)



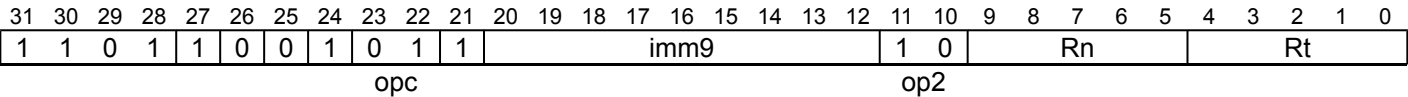
Encoding

STZG <Xt|SP>, [<Xn|SP>, #<simm>]!

Decode for this encoding

```
if !IsFeatureImplemented(FEAT_MTE) then EndOfDecode(Decode_UNDEF);
constant integer t = UInt(Rt);
constant integer n = UInt(Rn);
constant bits(64) offset = LSL(SignExtend(imm9, 64), LOG2_TAG_GRANULE);
constant boolean writeback = TRUE;
constant boolean postindex = FALSE;
```

Signed offset (FEAT_MTE)



Encoding

STZG <Xt|SP>, [<Xn|SP>{, #<simm>}]

Decode for this encoding

```
if !IsFeatureImplemented(FEAT_MTE) then EndOfDecode(Decode_UNDEF);
constant integer t = UInt(Rt);
constant integer n = UInt(Rn);
constant bits(64) offset = LSL(SignExtend(imm9, 64), LOG2_TAG_GRANULE);
constant boolean writeback = FALSE;
constant boolean postindex = FALSE;
```

Assembler Symbols

<Xt SP>	Is the 64-bit name of the general-purpose source register or stack pointer, encoded in the "Rt" field.
<Xn SP>	Is the 64-bit name of the general-purpose base register or stack pointer, encoded in the "Rn" field.
<simm>	Is the optional signed immediate offset, a multiple of 16 in the range -4096 to 4080, defaulting to 0 and encoded in the "imm9" field.

Operation

```
bits(64) address;

if n == 31 then
    CheckSPAlignment();
    address = SP[64];
else
    address = X[n, 64];

constant boolean stzgm = FALSE;
constant AccessDescriptor accdesc = CreateAccDescLDGSTG(MemOp_STORE, stzgm);

if !postindex then
    address = AddressAdd(address, offset, accdesc);

if !IsAligned(address, TAG_GRANULE) then
    constant FaultRecord fault = AlignmentFault(accdesc, address);
    AArch64.Abort(fault);

Mem[address, TAG_GRANULE, accdesc] = Zeros(TAG_GRANULE * 8);

constant bits(64) data = if t == 31 then SP[64] else X[t, 64];
constant bits(4) tag = AArch64.AllocationTagFromAddress(data);
AArch64.MemTag[address, accdesc] = tag;

if writeback then
    if postindex then
        address = AddressAdd(address, offset, accdesc);

    if n == 31 then
        SP[64] = address;
    else
        X[n, 64] = address;
```

Internal version only: aarchmrs v2025-03_rel, pseudocode v2025-03_rel ; Build timestamp: 2025-03-21T17:41

Copyright © 2010-2025 Arm Limited or its affiliates. All rights reserved. This document is Non-Confidential.

STZGM

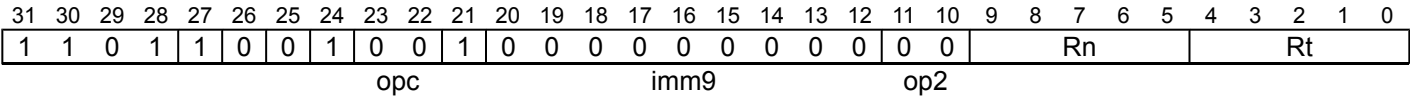
Store Allocation Tag and zero multiple

This instruction writes a naturally aligned block of N Allocation Tags and stores zero to the associated data locations, where the size of N is identified in DCZID_ELO.BS, and the Allocation Tag is taken from the source register bits<3:0>.

This instruction is UNDEFINED at ELO.

This instruction generates an Unchecked access.

Integer
(FEAT_MTE2)



Encoding

STZGM <Xt>, [<Xn|SP>]

Decode for this encoding

```
if !IsFeatureImplemented(FEAT_MTE2) then EndOfDecode(Decode_UNDEF);
constant integer t = UInt(Rt);
constant integer n = UInt(Rn);
```

Assembler Symbols

- <Xt> Is the 64-bit name of the general-purpose source register, encoded in the "Rt" field.
- <Xn|SP> Is the 64-bit name of the general-purpose base register or stack pointer, encoded in the "Rn" field.

Operation

```
if PSTATE.EL == ELO then UNDEFINED;

constant bits(64) data = X[t, 64];
constant bits(4) tag = data<3:0>;
bits(64) address;
if n == 31 then
    CheckSPAlignment();
    address = SP[64];
else
    address = X[n, 64];

constant integer size = 4 * (2 ^ (UInt(DCZID_ELO.BS)));
address = Align(address, size);
constant integer count = size >> LOG2_TAG_GRANULE;
constant boolean stzgm = TRUE;
constant AccessDescriptor accdesc = CreateAccDescLDGSTG(MemOp_STORE, stzgm);

for i = 0 to count-1
    AArch64.MemTag[address, accdesc] = tag;
    Mem[address, TAG_GRANULE, accdesc] = Zeros(8*TAG_GRANULE);
    address = AddressIncrement(address, TAG_GRANULE, accdesc);
```

SUB (extended register)

Subtract extended and scaled register

This instruction subtracts a sign or zero-extended register value, followed by an optional left shift amount, from a register value, and writes the result to the destination register. The argument that is extended from the <Rm> register can be a byte, halfword, word, or doubleword.

31	30	29	28	27	26	25	24	23	22	21	20	19	18	17	16	15	14	13	12	11	10	9	8	7	6	5	4	3	2	1	0
sf	1	0	0	1	0	1	1	0	0	1	Rm				option			imm3			Rn				Rd						
op				S				opt																							

Encoding for the 32-bit variant

Applies when (sf == 0)

SUB <Wd|WSP>, <Wn|WSP>, <Wm>{, <extend> {#<amount>}}

Encoding for the 64-bit variant

Applies when (sf == 1)

SUB <Xd|SP>, <Xn|SP>, <R><m>{, <extend> {#<amount>}}

Decode for all variants of this encoding

```
if imm3 IN {'101', '110', '111'} then EndOfDecode(Decode_UNDEF);
constant integer d = UInt(Rd);
constant integer n = UInt(Rn);
constant integer m = UInt(Rm);
constant integer shift = UInt(imm3);
constant integer datasize = 32 << UInt(sf);
constant ExtendType extend_type = DecodeRegExtend(option);
```

Assembler Symbols

- <Wd|WSP> Is the 32-bit name of the destination general-purpose register or stack pointer, encoded in the "Rd" field.
- <Wn|WSP> Is the 32-bit name of the first source general-purpose register or stack pointer, encoded in the "Rn" field.
- <Wm> Is the 32-bit name of the second general-purpose source register, encoded in the "Rm" field.
- <extend> For the "32-bit" variant: is the extension to be applied to the second source operand, encoded in "option":

option	<extend>
000	UXTB
001	UXTH
010	LSL UXTW
011	UXTX
100	SXTB
101	SXTH
110	SXTW
111	SXTX

If "Rd" or "Rn" is '11111' (WSP) and "option" is '010' then LSL is preferred, but may be omitted when "imm3" is '000'. In all other cases <extend> is required and must be UXTW when "option" is '010'.

For the "64-bit" variant: is the extension to be applied to the second source operand, encoded in "option":

option	<extend>
000	UXTB
001	UXTH
010	UXTW
011	LSL UXTX
100	SXTB
101	SXTH
110	SXTW
111	SXTX

If "Rd" or "Rn" is '11111' (SP) and "option" is '011' then LSL is preferred, but may be omitted when "imm3" is '000'. In all other cases <extend> is required and must be UXTX when "option" is '011'.

<amount> Is the left shift amount to be applied after extension in the range 0 to 4, defaulting to 0, encoded in the "imm3" field. It must be absent when <extend> is absent, is required when <extend> is LSL, and is optional when <extend> is present but not LSL.

<Xd|SP> Is the 64-bit name of the destination general-purpose register or stack pointer, encoded in the "Rd" field.

<Xn|SP> Is the 64-bit name of the first source general-purpose register or stack pointer, encoded in the "Rn" field.

<R> Is a width specifier, encoded in "option":

option	<R>
00x	W
010	W
x11	X
10x	W
110	W

<m> Is the number [0-30] of the second general-purpose source register or the name ZR (31), encoded in the "Rm" field.

Operation

```

constant bits(datasize) operand1 = if n == 31 then SP[datasize] else X[n, datasize];
constant bits(datasize) operand2 = NOT(ExtendReg(m, extend_type, shift, datasize));
bits(datasize) result;

(result, -) = AddWithCarry(operand1, operand2, '1');

if d == 31 then
    SP[64] = ZeroExtend(result, 64);
else
    X[d, datasize] = result;

```

Operational information

If PSTATE.DIT is 1:

- The execution time of this instruction is independent of:
 - The values of the data supplied in any of its registers.
 - The values of the NZCV flags.
- The response of this instruction to asynchronous exceptions does not vary based on:
 - The values of the data supplied in any of its registers.
 - The values of the NZCV flags.

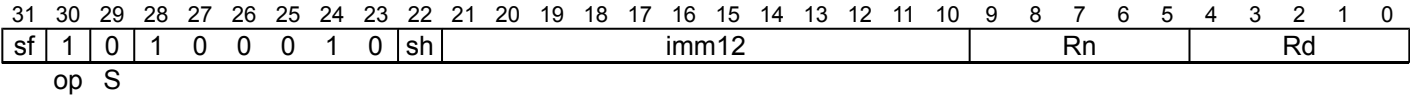
Internal version only: aarchmrs v2025-03_rel, pseudocode v2025-03_rel ; Build timestamp: 2025-03-21T17:41

Copyright © 2010-2025 Arm Limited or its affiliates. All rights reserved. This document is Non-Confidential.

SUB (immediate)

Subtract immediate value

This instruction subtracts an optionally-shifted immediate value from a register value, and writes the result to the destination register.



Encoding for the 32-bit variant

Applies when (sf == 0)

```
SUB <Wd|WSP>, <Wn|WSP>, #<imm>{, <shift>}
```

Encoding for the 64-bit variant

Applies when (sf == 1)

```
SUB <Xd|SP>, <Xn|SP>, #<imm>{, <shift>}
```

Decode for all variants of this encoding

```
constant integer d = UInt(Rd);
constant integer n = UInt(Rn);
constant integer datasize = 32 << UInt(sf);

constant bits(24) imm = if sh == '0' then Zeros(12):imm12 else imm12:Zeros(12);
```

Assembler Symbols

- <Wd|WSP> Is the 32-bit name of the destination general-purpose register or stack pointer, encoded in the "Rd" field.
- <Wn|WSP> Is the 32-bit name of the source general-purpose register or stack pointer, encoded in the "Rn" field.
- <imm> Is an unsigned immediate, in the range 0 to 4095, encoded in the "imm12" field.
- <shift> Is the optional left shift to apply to the immediate, defaulting to LSL #0 and encoded in "sh":

sh	<shift>
0	LSL #0
1	LSL #12

- <Xd|SP> Is the 64-bit name of the destination general-purpose register or stack pointer, encoded in the "Rd" field.
- <Xn|SP> Is the 64-bit name of the source general-purpose register or stack pointer, encoded in the "Rn" field.

Operation

```
constant bits(datasize) operand1 = if n == 31 then SP[datasize] else X[n, datasize];
constant bits(datasize) operand2 = ZeroExtend(imm, datasize);
bits(datasize) result;
(result, -) = AddWithCarry(operand1, NOT(operand2), '1');

if d == 31 then
    SP[64] = ZeroExtend(result, 64);
else
    X[d, datasize] = result;
```

Operational information

If PSTATE.DIT is 1:

- The execution time of this instruction is independent of:
 - The values of the data supplied in any of its registers.
 - The values of the NZCV flags.
- The response of this instruction to asynchronous exceptions does not vary based on:
 - The values of the data supplied in any of its registers.
 - The values of the NZCV flags.

Internal version only: aarchmrs v2025-03_rel, pseudocode v2025-03_rel ; Build timestamp: 2025-03-21T17:41

Copyright © 2010-2025 Arm Limited or its affiliates. All rights reserved. This document is Non-Confidential.

SUB (shifted register)

Subtract optionally-shifted register

This instruction subtracts an optionally-shifted register value from a register value, and writes the result to the destination register.

This instruction is used by the alias [NEG \(shifted register\)](#).

31	30	29	28	27	26	25	24	23	22	21	20	19	18	17	16	15	14	13	12	11	10	9	8	7	6	5	4	3	2	1	0		
sf	1	0	0	1	0	1	1	shift	0	Rm						imm6						Rn						Rd					
op S																																	

Encoding for the 32-bit variant

Applies when (sf == 0)

SUB <Wd>, <Wn>, <Wm>{, <shift> #<amount>}

Encoding for the 64-bit variant

Applies when (sf == 1)

SUB <Xd>, <Xn>, <Xm>{, <shift> #<amount>}

Decode for all variants of this encoding

```
if shift == '11' then EndOfDecode(Decode_UNDEF);
if sf == '0' && imm6<5> == '1' then EndOfDecode(Decode_UNDEF);

constant integer d = UInt(Rd);
constant integer n = UInt(Rn);
constant integer m = UInt(Rm);
constant integer datasize = 32 << UInt(sf);
constant ShiftType shift_type = DecodeShift(shift);
constant integer shift_amount = UInt(imm6);
```

Assembler Symbols

- <Wd> Is the 32-bit name of the general-purpose destination register, encoded in the "Rd" field.
- <Wn> Is the 32-bit name of the first general-purpose source register, encoded in the "Rn" field.
- <Wm> Is the 32-bit name of the second general-purpose source register, encoded in the "Rm" field.
- <shift> Is the optional shift type to be applied to the second source operand, defaulting to LSL and encoded in "shift":

shift	<shift>
00	LSL
01	LSR
10	ASR
11	RESERVED

- <amount> For the "32-bit" variant: is the shift amount, in the range 0 to 31, defaulting to 0 and encoded in the "imm6" field.
For the "64-bit" variant: is the shift amount, in the range 0 to 63, defaulting to 0 and encoded in the "imm6" field.
- <Xd> Is the 64-bit name of the general-purpose destination register, encoded in the "Rd" field.
- <Xn> Is the 64-bit name of the first general-purpose source register, encoded in the "Rn" field.
- <Xm> Is the 64-bit name of the second general-purpose source register, encoded in the "Rm" field.

Alias Conditions

Alias	Is preferred when
NEG (shifted register)	Rn == '11111'

Operation

```
constant bits(datasize) operand1 = X[n, datasize];
constant bits(datasize) operand2 = NOT(ShiftReg(m, shift_type, shift_amount, datasize));
bits(datasize) result;

(result, -) = AddWithCarry(operand1, operand2, '1');

X[d, datasize] = result;
```

Operational information

If PSTATE.DIT is 1:

- The execution time of this instruction is independent of:
 - The values of the data supplied in any of its registers.
 - The values of the NZCV flags.
- The response of this instruction to asynchronous exceptions does not vary based on:
 - The values of the data supplied in any of its registers.
 - The values of the NZCV flags.

Internal version only: aarchmrs v2025-03_rel, pseudocode v2025-03_rel ; Build timestamp: 2025-03-21T17:41

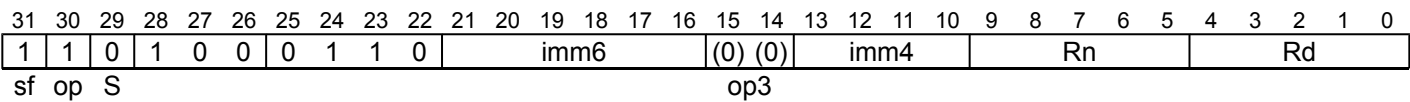
Copyright © 2010-2025 Arm Limited or its affiliates. All rights reserved. This document is Non-Confidential.

SUBG

Subtract with tag

This instruction subtracts an immediate value scaled by the Tag Granule from the address in the source register, modifies the Logical Address Tag of the address using an immediate value, and writes the result to the destination register. Tags specified in GCR_EL1.Exclude are excluded from the possible outputs when modifying the Logical Address Tag.

Integer (FEAT_MTE)



Encoding

SUBG <Xd|SP>, <Xn|SP>, #<uimm6>, #<uimm4>

Decode for this encoding

```
if !IsFeatureImplemented(FEAT_MTE) then EndOfDecode(Decode_UNDEF);
constant integer d = UInt(Rd);
constant integer n = UInt(Rn);
constant bits(4) tag_offset = imm4;
constant bits(64) offset = LSL(ZeroExtend(imm6, 64), LOG2_TAG_GRANULE);
```

Assembler Symbols

- <Xd|SP> Is the 64-bit name of the destination general-purpose register or stack pointer, encoded in the "Rd" field.
- <Xn|SP> Is the 64-bit name of the source general-purpose register or stack pointer, encoded in the "Rn" field.
- <uimm6> Is an unsigned immediate, a multiple of 16 in the range 0 to 1008, encoded in the "imm6" field.
- <uimm4> Is an unsigned immediate, in the range 0 to 15, encoded in the "imm4" field.

Operation

```
constant bits(64) operand1 = if n == 31 then SP[64] else X[n, 64];
constant bits(4) start_tag = AArch64.AllocationTagFromAddress(operand1);
constant bits(16) exclude = GCR_EL1.Exclude;
bits(64) result;
bits(4) rtag;

if AArch64.AllocationTagAccessIsEnabled(PSTATE.EL) then
    rtag = AArch64.ChooseNonExcludedTag(start_tag, tag_offset, exclude);
else
    rtag = '0000';

(result, -) = AddWithCarry(operand1, NOT(offset), '1');

result = AArch64.AddressWithAllocationTag(result, rtag);

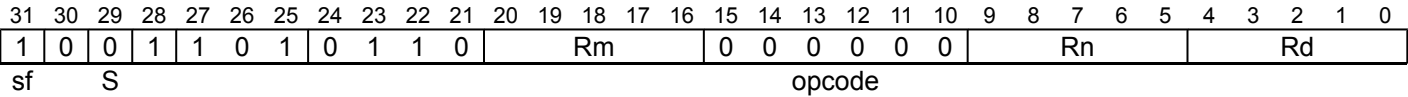
if d == 31 then
    SP[64] = result;
else
    X[d, 64] = result;
```

SUBP

Subtract pointer

This instruction subtracts the 56-bit address held in the second source register from the 56-bit address held in the first source register, sign-extends the result to 64 bits, and writes the result to the destination register.

Integer (FEAT_MTE)



Encoding

SUBP <Xd>, <Xn|SP>, <Xm|SP>

Decode for this encoding

```
if !IsFeatureImplemented(FEAT_MTE) then EndOfDecode(Decode_UNDEF);
constant integer d = UInt(Rd);
constant integer n = UInt(Rn);
constant integer m = UInt(Rm);
```

Assembler Symbols

- <Xd> Is the 64-bit name of the general-purpose destination register, encoded in the "Rd" field.
- <Xn|SP> Is the 64-bit name of the first source general-purpose register or stack pointer, encoded in the "Rn" field.
- <Xm|SP> Is the 64-bit name of the second general-purpose source register or stack pointer, encoded in the "Rm" field.

Operation

```
bits(64) operand1 = if n == 31 then SP[64] else X[n, 64];
bits(64) operand2 = if m == 31 then SP[64] else X[m, 64];
operand1 = SignExtend(operand1<55:0>, 64);
operand2 = NOT(SignExtend(operand2<55:0>, 64));
bits(64) result;

(result, -) = AddWithCarry(operand1, operand2, '1');
X[d, 64] = result;
```

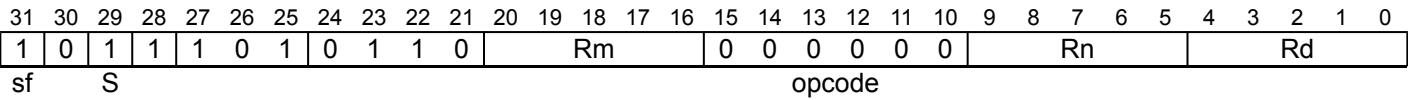
SUBPS

Subtract pointer, setting flags

This instruction subtracts the 56-bit address held in the second source register from the 56-bit address held in the first source register, sign-extends the result to 64 bits, and writes the result to the destination register. It updates the condition flags based on the result of the subtraction.

This instruction is used by the alias [CMPP](#).

Integer
(FEAT_MTE)



Encoding

SUBPS <Xd>, <Xn|SP>, <Xm|SP>

Decode for this encoding

```
if !IsFeatureImplemented(FEAT_MTE) then EndOfDecode(Decode_UNDEF);
constant integer d = UInt(Rd);
constant integer n = UInt(Rn);
constant integer m = UInt(Rm);
```

Assembler Symbols

- <Xd> Is the 64-bit name of the general-purpose destination register, encoded in the "Rd" field.
- <Xn|SP> Is the 64-bit name of the first source general-purpose register or stack pointer, encoded in the "Rn" field.
- <Xm|SP> Is the 64-bit name of the second general-purpose source register or stack pointer, encoded in the "Rm" field.

Alias Conditions

Alias	Is preferred when
CMPP	S == '1' && Rd == '11111'

Operation

```
bits(64) operand1 = if n == 31 then SP[64] else X[n, 64];
bits(64) operand2 = if m == 31 then SP[64] else X[m, 64];
operand1 = SignExtend(operand1<55:0>, 64);
operand2 = NOT(SignExtend(operand2<55:0>, 64));
bits(64) result;
bits(4) nzcvc;

(result, nzcvc) = AddWithCarry(operand1, operand2, '1');

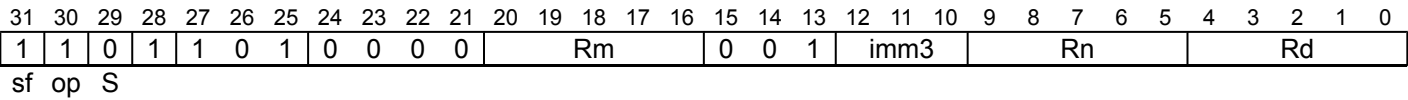
X[d, 64] = result;
PSTATE.<N,Z,C,V> = nzcvc;
```


SUBPT

Subtract checked pointer

This instruction subtracts an optionally-shifted register value from a base address register value, and writes the result to the destination register. The optionally-shifted register value is treated as the offset.
If the operation would have generated a result where the most significant 8 bits of the result register differ from the most significant 8 bits of the base register, then the result is modified such that it is likely to be non-canonical when used as an address.

Integer
(FEAT_CPA)



Encoding

```
SUBPT <Xd|SP>, <Xn|SP>, <Xm>{, LSL #<amount>}
```

Decode for this encoding

```
if !IsFeatureImplemented(FEAT_CPA) then EndOfDecode(Decode_UNDEF);
constant integer d = UInt(Rd);
constant integer n = UInt(Rn);
constant integer m = UInt(Rm);
constant integer shift = UInt(imm3);
```

Assembler Symbols

- <Xd|SP> Is the 64-bit name of the general-purpose destination register or stack pointer, encoded in the "Rd" field.
- <Xn|SP> Is the 64-bit name of the first general-purpose source register or stack pointer, encoded in the "Rn" field.
- <Xm> Is the 64-bit name of the second general-purpose source register, encoded in the "Rm" field.
- <amount> Is the left shift amount, in the range 0 to 7, defaulting to 0, encoded in the "imm3" field.

Operation

```
bits(64) result;
constant bits(64) base = if n == 31 then SP[64] else X[n, 64];
constant bits(64) offset = LSL(X[m, 64], shift);

result = base - offset;
result = PointerAddCheck(result, base);

if d == 31 then
    SP[64] = result;
else
    X[d, 64] = result;
```

SUBS (extended register)

Subtract extended and scaled register, setting flags

This instruction subtracts a sign or zero-extended register value, followed by an optional left shift amount, from a register value, and writes the result to the destination register. The argument that is extended from the <Rm> register can be a byte, halfword, word, or doubleword. It updates the condition flags based on the result.

This instruction is used by the alias [CMP \(extended register\)](#).

31	30	29	28	27	26	25	24	23	22	21	20	19	18	17	16	15	14	13	12	11	10	9	8	7	6	5	4	3	2	1	0				
sf	1	1	0	1	0	1	1	0	0	1	Rm				option			imm3			Rn				Rd										
op										S																		opt							

Encoding for the 32-bit variant

Applies when (sf == 0)

SUBS <Wd>, <Wn|WSP>, <Wm>{, <extend> {#<amount>}}

Encoding for the 64-bit variant

Applies when (sf == 1)

SUBS <Xd>, <Xn|SP>, <R><m>{, <extend> {#<amount>}}

Decode for all variants of this encoding

```
if imm3 IN {'101', '110', '111'} then EndOfDecode(Decode_UNDEF);
constant integer d = UInt(Rd);
constant integer n = UInt(Rn);
constant integer m = UInt(Rm);
constant integer shift = UInt(imm3);
constant integer datasize = 32 << UInt(sf);
constant ExtendType extend_type = DecodeRegExtend(option);
```

Assembler Symbols

- <Wd> Is the 32-bit name of the general-purpose destination register, encoded in the "Rd" field.
- <Wn|WSP> Is the 32-bit name of the first source general-purpose register or stack pointer, encoded in the "Rn" field.
- <Wm> Is the 32-bit name of the second general-purpose source register, encoded in the "Rm" field.
- <extend> For the "32-bit" variant: is the extension to be applied to the second source operand, encoded in "option":

option	<extend>
000	UXTB
001	UXTH
010	LSL UXTW
011	UXTX
100	SXTB
101	SXTH
110	SXTW
111	SXTX

If "Rn" is '11111' (WSP) and "option" is '010' then LSL is preferred, but may be omitted when "imm3" is '000'. In all other cases <extend> is required and must be UXTW when "option" is '010'.

For the "64-bit" variant: is the extension to be applied to the second source operand, encoded in "option":

option	<extend>
000	UXTB
001	UXTH
010	UXTW
011	LSL UXTX
100	SXTB
101	SXTH
110	SXTW
111	SXTX

If "Rn" is '11111' (SP) and "option" is '011' then LSL is preferred, but may be omitted when "imm3" is '000'. In all other cases <extend> is required and must be UXTX when "option" is '011'.

<amount> Is the left shift amount to be applied after extension in the range 0 to 4, defaulting to 0, encoded in the "imm3" field. It must be absent when <extend> is absent, is required when <extend> is LSL, and is optional when <extend> is present but not LSL.

<Xd> Is the 64-bit name of the general-purpose destination register, encoded in the "Rd" field.

<Xn|SP> Is the 64-bit name of the first source general-purpose register or stack pointer, encoded in the "Rn" field.

<R> Is a width specifier, encoded in "option":

option	<R>
00x	W
010	W
x11	X
10x	W
110	W

<m> Is the number [0-30] of the second general-purpose source register or the name ZR (31), encoded in the "Rm" field.

Alias Conditions

Alias	Is preferred when
CMP (extended register)	Rd == '11111'

Operation

```
constant bits(datasize) operand1 = if n == 31 then SP[datasize] else X[n, datasize];
constant bits(datasize) operand2 = NOT(ExtendReg(m, extend_type, shift, datasize));
bits(datasize) result;
bits(4) nzcv;

(result, nzcv) = AddWithCarry(operand1, operand2, '1');

X[d, datasize] = result;
PSTATE.<N,Z,C,V> = nzcv;
```

Operational information

If PSTATE.DIT is 1:

- The execution time of this instruction is independent of:
 - The values of the data supplied in any of its registers.
 - The values of the NZCV flags.
- The response of this instruction to asynchronous exceptions does not vary based on:
 - The values of the data supplied in any of its registers.
 - The values of the NZCV flags.

Internal version only: aarchmrs v2025-03_rel, pseudocode v2025-03_rel ; Build timestamp: 2025-03-21T17:41

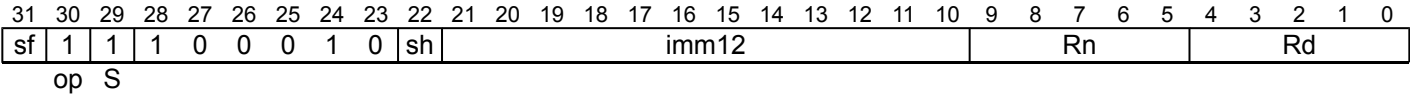
Copyright © 2010-2025 Arm Limited or its affiliates. All rights reserved. This document is Non-Confidential.

SUBS (immediate)

Subtract immediate value, setting flags

This instruction subtracts an optionally-shifted immediate value from a register value, and writes the result to the destination register. It updates the condition flags based on the result.

This instruction is used by the alias [CMP \(immediate\)](#).



Encoding for the 32-bit variant

Applies when (sf == 0)

SUBS <Wd>, <Wn|WSP>, #<imm>{, <shift>}

Encoding for the 64-bit variant

Applies when (sf == 1)

SUBS <Xd>, <Xn|SP>, #<imm>{, <shift>}

Decode for all variants of this encoding

```
constant integer d = UInt(Rd);
constant integer n = UInt(Rn);
constant integer datasize = 32 << UInt(sf);

constant bits(24) imm = if sh == '0' then Zeros(12):imm12 else imm12:Zeros(12);
```

Assembler Symbols

- <Wd> Is the 32-bit name of the general-purpose destination register, encoded in the "Rd" field.
- <Wn|WSP> Is the 32-bit name of the source general-purpose register or stack pointer, encoded in the "Rn" field.
- <imm> Is an unsigned immediate, in the range 0 to 4095, encoded in the "imm12" field.
- <shift> Is the optional left shift to apply to the immediate, defaulting to LSL #0 and encoded in "sh":

sh	<shift>
0	LSL #0
1	LSL #12

- <Xd> Is the 64-bit name of the general-purpose destination register, encoded in the "Rd" field.
- <Xn|SP> Is the 64-bit name of the source general-purpose register or stack pointer, encoded in the "Rn" field.

Alias Conditions

Alias	Is preferred when
CMP (immediate)	Rd == '11111'

Operation

```
constant bits(datasize) operand1 = if n == 31 then SP[datasize] else X[n, datasize];
constant bits(datasize) operand2 = ZeroExtend(imm, datasize);
bits(datasize) result;
bits(4) nzcvc;

(result, nzcvc) = AddWithCarry(operand1, NOT(operand2), '1');

X[d, datasize] = result;
PSTATE.<N,Z,C,V> = nzcvc;
```

Operational information

If PSTATE.DIT is 1:

- The execution time of this instruction is independent of:
 - The values of the data supplied in any of its registers.
 - The values of the NZCV flags.
- The response of this instruction to asynchronous exceptions does not vary based on:
 - The values of the data supplied in any of its registers.
 - The values of the NZCV flags.

Internal version only: aarchmrs v2025-03_rel, pseudocode v2025-03_rel ; Build timestamp: 2025-03-21T17:41

Copyright © 2010-2025 Arm Limited or its affiliates. All rights reserved. This document is Non-Confidential.

SUBS (shifted register)

Subtract optionally-shifted register, setting flags

This instruction subtracts an optionally-shifted register value from a register value, and writes the result to the destination register. It updates the condition flags based on the result.

This instruction is used by the aliases [CMP \(shifted register\)](#), and [NEGS](#).

31	30	29	28	27	26	25	24	23	22	21	20	19	18	17	16	15	14	13	12	11	10	9	8	7	6	5	4	3	2	1	0
sf	1	1	0	1	0	1	1	shift	0	Rm						imm6						Rn						Rd			
op S																															

Encoding for the 32-bit variant

Applies when (sf == 0)

SUBS <Wd>, <Wn>, <Wm>{, <shift> #<amount>}

Encoding for the 64-bit variant

Applies when (sf == 1)

SUBS <Xd>, <Xn>, <Xm>{, <shift> #<amount>}

Decode for all variants of this encoding

```
if shift == '11' then EndOfDecode(Decode_UNDEF);
if sf == '0' && imm6<5> == '1' then EndOfDecode(Decode_UNDEF);

constant integer d = UInt(Rd);
constant integer n = UInt(Rn);
constant integer m = UInt(Rm);
constant integer datasize = 32 << UInt(sf);
constant ShiftType shift_type = DecodeShift(shift);
constant integer shift_amount = UInt(imm6);
```

Assembler Symbols

- <Wd>

Is the 32-bit name of the general-purpose destination register, encoded in the "Rd" field.
- <Wn>

Is the 32-bit name of the first general-purpose source register, encoded in the "Rn" field.
- <Wm>

Is the 32-bit name of the second general-purpose source register, encoded in the "Rm" field.
- <shift>

Is the optional shift type to be applied to the second source operand, defaulting to LSL and encoded in “shift”:

shift	<shift>
00	LSL
01	LSR
10	ASR
11	RESERVED
- <amount>

For the "32-bit" variant: is the shift amount, in the range 0 to 31, defaulting to 0 and encoded in the "imm6" field.
For the "64-bit" variant: is the shift amount, in the range 0 to 63, defaulting to 0 and encoded in the "imm6" field.
- <Xd>

Is the 64-bit name of the general-purpose destination register, encoded in the "Rd" field.
- <Xn>

Is the 64-bit name of the first general-purpose source register, encoded in the "Rn" field.
- <Xm>

Is the 64-bit name of the second general-purpose source register, encoded in the "Rm" field.

Alias Conditions

Alias	Is preferred when
CMP (shifted register)	Rd == '11111'
NEGS	Rn == '11111' && Rd != '11111'

Operation

```
constant bits(datasize) operand1 = X[n, datasize];
constant bits(datasize) operand2 = NOT(ShiftReg(m, shift_type, shift_amount, datasize));
bits(datasize) result;
bits(4) nzcvc;

(result, nzcvc) = AddWithCarry(operand1, operand2, '1');

X[d, datasize] = result;
PSTATE.<N,Z,C,V> = nzcvc;
```

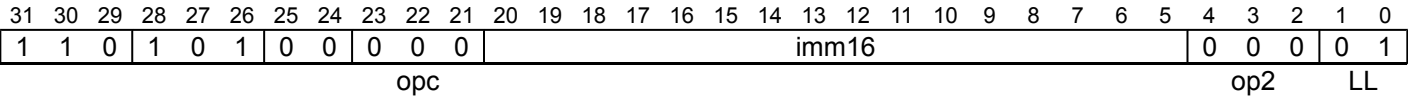
Operational information

- If PSTATE.DIT is 1:
- The execution time of this instruction is independent of:
 - The values of the data supplied in any of its registers.
 - The values of the NZCV flags.
 - The response of this instruction to asynchronous exceptions does not vary based on:
 - The values of the data supplied in any of its registers.
 - The values of the NZCV flags.

SVC

Supervisor call

This instruction causes an exception to be taken to EL1.
On executing an SVC instruction, the PE records the exception as a Supervisor Call exception in *ESR_ELx*, using the EC syndrome value 0x15, and the value of the immediate argument.



Encoding

SVC #<imm>

Decode for this encoding

```
constant bits(16) imm = imm16;
```

Assembler Symbols

<imm> Is a 16-bit unsigned immediate, in the range 0 to 65535, encoded in the "imm16" field.

Operation

```
AArch64.CheckForSVCTrap(imm);  
AArch64.CallSupervisor(imm);
```


SWP, SWPA, SWPAL, SWPL

Swap word or doubleword in memory

This instruction atomically loads a 32-bit word or 64-bit doubleword from a memory location, and stores the value held in a register back to the same memory location. The value initially loaded from memory is returned in the destination register.

- If the destination register is not one of WZR or XZR, SWPA and SWPAL load from memory with acquire semantics.
- SWPL and SWPAL store to memory with release semantics.
- SWP has neither acquire nor release semantics.

For more information about memory ordering semantics, see *Load-Acquire, Store-Release*.

For information about addressing modes, see *Load/Store addressing modes*.

Integer (FEAT_LSE)

31	30	29	28	27	26	25	24	23	22	21	20	19	18	17	16	15	14	13	12	11	10	9	8	7	6	5	4	3	2	1	0
1	x	1	1	1	0	0	0	A	R	1	Rs				1	0	0	0	0	0	Rn				Rt						
size		VR												o3				opc													

Encoding for the 32-bit SWP variant

Applies when (size == 10 && A == 0 && R == 0)

SWP <Ws>, <Wt>, [<Xn|SP>]

Encoding for the 32-bit SWPA variant

Applies when (size == 10 && A == 1 && R == 0)

SWPA <Ws>, <Wt>, [<Xn|SP>]

Encoding for the 32-bit SWPAL variant

Applies when (size == 10 && A == 1 && R == 1)

SWPAL <Ws>, <Wt>, [<Xn|SP>]

Encoding for the 32-bit SWPL variant

Applies when (size == 10 && A == 0 && R == 1)

SWPL <Ws>, <Wt>, [<Xn|SP>]

Encoding for the 64-bit SWP variant

Applies when (size == 11 && A == 0 && R == 0)

SWP <Xs>, <Xt>, [<Xn|SP>]

Encoding for the 64-bit SWPA variant

Applies when (size == 11 && A == 1 && R == 0)

SWPA <Xs>, <Xt>, [<Xn|SP>]

Encoding for the 64-bit SWPAL variant

Applies when (size == 11 && A == 1 && R == 1)

SWPAL <Xs>, <Xt>, [<Xn|SP>]

Encoding for the 64-bit SWPL variant

Applies when (size == 11 && A == 0 && R == 1)

SWPL <Xs>, <Xt>, [<Xn|SP>]

Decode for all variants of this encoding

```
if !IsFeatureImplemented(FEAT_LSE) then EndOfDecode(Decode_UNDEF);

constant integer s = UInt(Rs);
constant integer t = UInt(Rt);
constant integer n = UInt(Rn);

constant integer datasize = 8 << UInt(size);
constant integer regsize = if datasize == 64 then 64 else 32;
constant boolean acquire = A == '1' && Rt != '11111';
constant boolean release = R == '1';
constant boolean tagchecked = n != 31;
```

Assembler Symbols

<Ws>	Is the 32-bit name of the general-purpose register to be stored, encoded in the "Rs" field.
<Wt>	Is the 32-bit name of the general-purpose register to be loaded, encoded in the "Rt" field.
<Xn SP>	Is the 64-bit name of the general-purpose base register or stack pointer, encoded in the "Rn" field.
<Xs>	Is the 64-bit name of the general-purpose register to be stored, encoded in the "Rs" field.
<Xt>	Is the 64-bit name of the general-purpose register to be loaded, encoded in the "Rt" field.

Operation

```
bits(64) address;
bits(datasize) data;
bits(datasize) store_value;

constant boolean privileged = PSTATE.EL != EL0;
constant AccessDescriptor accdesc = CreateAccDescAtomicOp(MemAtomicOp_SWPL, acquire, release,
                                                           tagchecked, privileged);

if n == 31 then
    CheckSPAlignment();
    address = SP[64];
else
    address = X[n, 64];

store_value = X[s, datasize];

constant bits(datasize) comparevalue = bits(datasize) UNKNOWN; // Irrelevant when not executing CAS
data = MemAtomic(address, comparevalue, store_value, accdesc);

X[t, regsize] = ZeroExtend(data, regsize);
```

Internal version only: aarchmrs v2025-03_rel, pseudocode v2025-03_rel ; Build timestamp: 2025-03-21T17:41

Copyright © 2010-2025 Arm Limited or its affiliates. All rights reserved. This document is Non-Confidential.

SWPB, SWPAB, SWPALB, SWPLB

Swap byte in memory

This instruction atomically loads an 8-bit byte from a memory location, and stores the value held in a register back to the same memory location. The value initially loaded from memory is returned in the destination register.

- If the destination register is not WZR, SWPAB and SWPALB load from memory with acquire semantics.
- SWPLB and SWPALB store to memory with release semantics.
- SWPB has neither acquire nor release semantics.

For more information about memory ordering semantics, see *Load-Acquire, Store-Release*.

For information about addressing modes, see *Load/Store addressing modes*.

Integer (FEAT_LSE)

31	30	29	28	27	26	25	24	23	22	21	20	19	18	17	16	15	14	13	12	11	10	9	8	7	6	5	4	3	2	1	0
0	0	1	1	1	0	0	0	A	R	1	Rs				1	0	0	0	0	0	Rn				Rt						
size				VR								o3				opc															

Encoding for the SWPB variant

Applies when (A == 0 && R == 0)

SWPB <Ws>, <Wt>, [<Xn|SP>]

Encoding for the SWPAB variant

Applies when (A == 1 && R == 0)

SWPAB <Ws>, <Wt>, [<Xn|SP>]

Encoding for the SWPALB variant

Applies when (A == 1 && R == 1)

SWPALB <Ws>, <Wt>, [<Xn|SP>]

Encoding for the SWPLB variant

Applies when (A == 0 && R == 1)

SWPLB <Ws>, <Wt>, [<Xn|SP>]

Decode for all variants of this encoding

```
if !IsFeatureImplemented(FEAT_LSE) then EndOfDecode(Decode_UNDEF);

constant integer s = UInt(Rs);
constant integer t = UInt(Rt);
constant integer n = UInt(Rn);

constant boolean acquire = A == '1' && Rt != '11111';
constant boolean release = R == '1';
constant boolean tagchecked = n != 31;
```

Assembler Symbols

- <Ws> Is the 32-bit name of the general-purpose register to be stored, encoded in the "Rs" field.
- <Wt> Is the 32-bit name of the general-purpose register to be loaded, encoded in the "Rt" field.

<Xn|SP> Is the 64-bit name of the general-purpose base register or stack pointer, encoded in the "Rn" field.

Operation

```
bits(64) address;
bits(8) data;
bits(8) store_value;

constant boolean privileged = PSTATE.EL != EL0;
constant AccessDescriptor accdesc = CreateAccDescAtomicOp(MemAtomicOp_SWP, acquire, release,
                                                         tagchecked, privileged);

if n == 31 then
    CheckSPAlignment();
    address = SP[64];
else
    address = X[n, 64];

store_value = X[s, 8];

constant bits(8) comparevalue = bits(8) UNKNOWN; // Irrelevant when not executing CAS
data = MemAtomic(address, comparevalue, store_value, accdesc);

X[t, 32] = ZeroExtend(data, 32);
```

Internal version only: aarchmrs v2025-03_rel, pseudocode v2025-03_rel ; Build timestamp: 2025-03-21T17:41

Copyright © 2010-2025 Arm Limited or its affiliates. All rights reserved. This document is Non-Confidential.

SWPH, SWPAH, SWPALH, SWPLH

Swap halfword in memory

This instruction atomically loads a 16-bit halfword from a memory location, and stores the value held in a register back to the same memory location. The value initially loaded from memory is returned in the destination register.

- If the destination register is not WZR, SWPAH and SWPALH load from memory with acquire semantics.
- SWPLH and SWPALH store to memory with release semantics.
- SWPH has neither acquire nor release semantics.

For more information about memory ordering semantics, see *Load-Acquire, Store-Release*.

For information about addressing modes, see *Load/Store addressing modes*.

Integer (FEAT_LSE)

31	30	29	28	27	26	25	24	23	22	21	20	19	18	17	16	15	14	13	12	11	10	9	8	7	6	5	4	3	2	1	0
0	1	1	1	1	0	0	0	A	R	1	Rs				1	0	0	0	0	0	Rn				Rt						
size				VR								o3				opc															

Encoding for the SWPH variant

Applies when (A == 0 && R == 0)

SWPH <Ws>, <Wt>, [<Xn|SP>]

Encoding for the SWPAH variant

Applies when (A == 1 && R == 0)

SWPAH <Ws>, <Wt>, [<Xn|SP>]

Encoding for the SWPALH variant

Applies when (A == 1 && R == 1)

SWPALH <Ws>, <Wt>, [<Xn|SP>]

Encoding for the SWPLH variant

Applies when (A == 0 && R == 1)

SWPLH <Ws>, <Wt>, [<Xn|SP>]

Decode for all variants of this encoding

```
if !IsFeatureImplemented(FEAT_LSE) then EndOfDecode(Decode_UNDEF);

constant integer s = UInt(Rs);
constant integer t = UInt(Rt);
constant integer n = UInt(Rn);

constant boolean acquire = A == '1' && Rt != '11111';
constant boolean release = R == '1';
constant boolean tagchecked = n != 31;
```

Assembler Symbols

- <Ws> Is the 32-bit name of the general-purpose register to be stored, encoded in the "Rs" field.
- <Wt> Is the 32-bit name of the general-purpose register to be loaded, encoded in the "Rt" field.

<Xn|SP> Is the 64-bit name of the general-purpose base register or stack pointer, encoded in the "Rn" field.

Operation

```
bits(64) address;
bits(16) data;
bits(16) store_value;

constant boolean privileged = PSTATE.EL != EL0;
constant AccessDescriptor accdesc = CreateAccDescAtomicOp(MemAtomicOp_SWP, acquire, release,
                                                         tagchecked, privileged);

if n == 31 then
    CheckSPAlignment();
    address = SP[64];
else
    address = X[n, 64];

store_value = X[s, 16];

constant bits(16) comparevalue = bits(16) UNKNOWN; // Irrelevant when not executing CAS
data = MemAtomic(address, comparevalue, store_value, accdesc);

X[t, 32] = ZeroExtend(data, 32);
```

Internal version only: aarchmrs v2025-03_rel, pseudocode v2025-03_rel ; Build timestamp: 2025-03-21T17:41

Copyright © 2010-2025 Arm Limited or its affiliates. All rights reserved. This document is Non-Confidential.

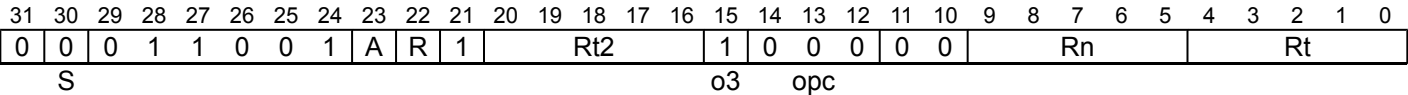
SWPP, SWPPA, SWPPAL, SWPPL

Swap quadword in memory

This instruction atomically loads a 128-bit quadword from a memory location, and stores the value held in a pair of registers back to the same memory location. The value initially loaded from memory is returned in the same pair of registers.

- SWPPA and SWPPAL load from memory with acquire semantics.
- SWPPL and SWPPAL store to memory with release semantics.
- SWPP has neither acquire nor release semantics.

Integer (FEAT_LSE128)



Encoding for the SWPP variant

Applies when (A == 0 && R == 0)

```
SWPP <Xt1>, <Xt2>, [<Xn|SP>]
```

Encoding for the SWPPA variant

Applies when (A == 1 && R == 0)

```
SWPPA <Xt1>, <Xt2>, [<Xn|SP>]
```

Encoding for the SWPPAL variant

Applies when (A == 1 && R == 1)

```
SWPPAL <Xt1>, <Xt2>, [<Xn|SP>]
```

Encoding for the SWPPL variant

Applies when (A == 0 && R == 1)

```
SWPPL <Xt1>, <Xt2>, [<Xn|SP>]
```

Decode for all variants of this encoding

```
if !IsFeatureImplemented(FEAT_LSE128) then EndOfDecode(Decode_UNDEF);
if Rt == '11111' then EndOfDecode(Decode_UNDEF);
if Rt2 == '11111' then EndOfDecode(Decode_UNDEF);

constant integer t = UInt(Rt);
constant integer t2 = UInt(Rt2);
constant integer n = UInt(Rn);

constant boolean acquire = A == '1';
constant boolean release = R == '1';
constant boolean tagchecked = n != 31;

boolean rt_unknown = FALSE;

if t == t2 then
    constant Constraint c = ConstrainUnpredictable(Unpredictable_LSE128OVERLAP);
    assert c IN {Constraint_UNKNOWN, Constraint_UNDEF, Constraint_NOP};
    case c of
        when Constraint_UNKNOWN    rt_unknown = TRUE;    // result is UNKNOWN
        when Constraint_UNDEF       EndOfDecode(Decode_UNDEF);
        when Constraint_NOP         EndOfDecode(Decode_NOP);
```

For information about the CONSTRAINED UNPREDICTABLE behavior of this instruction, see [Architectural Constraints on UNPREDICTABLE behaviors](#), and particularly [CONSTRAINED UNPREDICTABLE behavior for A64 instructions](#).

Assembler Symbols

<Xt1>	Is the 64-bit name of the first general-purpose register to be transferred, encoded in the "Rt" field.
<Xt2>	Is the 64-bit name of the second general-purpose register to be transferred, encoded in the "Rt2" field.
<Xn SP>	Is the 64-bit name of the general-purpose base register or stack pointer, encoded in the "Rn" field.

Operation

```
bits(64) address;
constant bits(64) value1 = X[t, 64];
constant bits(64) value2 = X[t2, 64];
bits(128) data;
bits(128) store_value;

constant boolean privileged = PSTATE.EL != EL0;
constant AccessDescriptor accdesc = CreateAccDescAtomicOp(MemAtomicOp_SWP, acquire, release,
                                                           tagchecked, privileged);

if n == 31 then
    CheckSPAlignment();
    address = SP[64];
else
    address = X[n, 64];

store_value = if BigEndian(accdesc.acctype) then value1:value2 else value2:value1;

constant bits(128) comparevalue = bits(128) UNKNOWN; // Irrelevant when not executing CAS
data = MemAtomic(address, comparevalue, store_value, accdesc);

if rt_unknown then
    data = bits(128) UNKNOWN;

if BigEndian(accdesc.acctype) then
    X[t, 64] = data<127:64>;
    X[t2, 64] = data<63:0>;
else
    X[t, 64] = data<63:0>;
    X[t2, 64] = data<127:64>;
```

Operational information

If PSTATE.DIT is 1, the timing of this instruction is insensitive to the value of the data being loaded or stored.

Internal version only: aarchmrs v2025-03_rel, pseudocode v2025-03_rel ; Build timestamp: 2025-03-21T17:41

Copyright © 2010-2025 Arm Limited or its affiliates. All rights reserved. This document is Non-Confidential.

SWPT, SWPTA, SWPTAL, SWPTL

Swap unprivileged

This instruction atomically loads a 32-bit word or 64-bit doubleword from a memory location, and stores the value held in a register back to the same memory location. The value initially loaded from memory is returned in the destination register.

- If the destination register is not one of WZR or XZR, SWPTA and SWPTAL load from memory with acquire semantics.
- SWPTL and SWPTAL store to memory with release semantics.
- SWPT has neither acquire nor release semantics.

For more information about memory ordering semantics, see *Load-Acquire, Store-Release*.

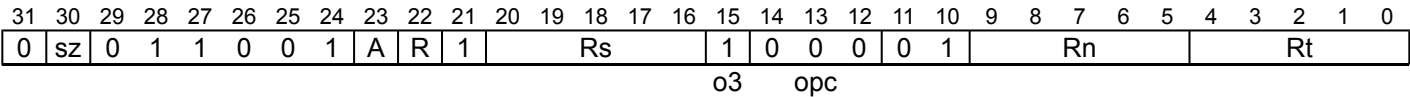
For information about addressing modes, see *Load/Store addressing modes*.

Explicit Memory effects produced by the instruction behave as if the instruction was executed at EL0 if the *Effective value* of PSTATE.UAO is 0 and either:

- The instruction is executed at EL1.
- The instruction is executed at EL2 when the *Effective value* of HCR_EL2.{E2H, TGE} is {1, 1}.

Otherwise, the Explicit Memory effects operate with the restrictions determined by the Exception level at which the instruction is executed.

Integer
(FEAT_LSUI)



Encoding for the 32-bit SWPT variant

Applies when (sz == 0 && A == 0 && R == 0)

SWPT <Ws>, <Wt>, [<Xn|SP>]

Encoding for the 32-bit SWPTA variant

Applies when (sz == 0 && A == 1 && R == 0)

SWPTA <Ws>, <Wt>, [<Xn|SP>]

Encoding for the 32-bit SWPTAL variant

Applies when (sz == 0 && A == 1 && R == 1)

SWPTAL <Ws>, <Wt>, [<Xn|SP>]

Encoding for the 32-bit SWPTL variant

Applies when (sz == 0 && A == 0 && R == 1)

SWPTL <Ws>, <Wt>, [<Xn|SP>]

Encoding for the 64-bit SWPT variant

Applies when (sz == 1 && A == 0 && R == 0)

SWPT <Xs>, <Xt>, [<Xn|SP>]

Encoding for the 64-bit SWPTA variant

Applies when (sz == 1 && A == 1 && R == 0)

SWPTA <Xs>, <Xt>, [<Xn|SP>]

Encoding for the 64-bit SWPTAL variant

Applies when (sz == 1 && A == 1 && R == 1)

SWPTAL <Xs>, <Xt>, [<Xn|SP>]

Encoding for the 64-bit SWPTL variant

Applies when (sz == 1 && A == 0 && R == 1)

SWPTL <Xs>, <Xt>, [<Xn|SP>]

Decode for all variants of this encoding

```
if !IsFeatureImplemented(FEAT_LSUI) then EndOfDecode(Decode_UNDEF);

constant integer s = UInt(Rs);
constant integer t = UInt(Rt);
constant integer n = UInt(Rn);

constant integer datasize = 32 << UInt(sz);
constant integer regsize = if datasize == 64 then 64 else 32;
constant boolean acquire = A == '1' && Rt != '11111';
constant boolean release = R == '1';
constant boolean tagchecked = n != 31;
```

Assembler Symbols

<Ws>	Is the 32-bit name of the general-purpose register to be stored, encoded in the "Rs" field.
<Wt>	Is the 32-bit name of the general-purpose register to be loaded, encoded in the "Rt" field.
<Xn SP>	Is the 64-bit name of the general-purpose base register or stack pointer, encoded in the "Rn" field.
<Xs>	Is the 64-bit name of the general-purpose register to be stored, encoded in the "Rs" field.
<Xt>	Is the 64-bit name of the general-purpose register to be loaded, encoded in the "Rt" field.

Operation

```
bits(64) address;
bits(datasize) data;
bits(datasize) store_value;

constant boolean privileged = AArch64.IsUnprivAccessPriv();
constant AccessDescriptor accdesc = CreateAccDescAtomicOp(MemAtomicOp\_SWP, acquire, release,
tagchecked, privileged);

if n == 31 then
    CheckSPAlignment();
    address = SP[64];
else
    address = X[n, 64];

store_value = X[s, datasize];

constant bits(datasize) comparevalue = bits(datasize) UNKNOWN; // Irrelevant when not executing CAS
data = MemAtomic(address, comparevalue, store_value, accdesc);

X[t, regsize] = ZeroExtend(data, regsize);
```

Internal version only: aarchmrs v2025-03_rel, pseudocode v2025-03_rel ; Build timestamp: 2025-03-21T17:41

Copyright © 2010-2025 Arm Limited or its affiliates. All rights reserved. This document is Non-Confidential.

SXTB

Signed extend byte

This instruction extracts an 8-bit value from a register, sign-extends it to the size of the register, and writes the result to the destination register.

This is an alias of [SBFM](#). This means:

- The encodings in this description are named to match the encodings of [SBFM](#).
- The description of [SBFM](#) gives the operational pseudocode, any CONSTRAINED UNPREDICTABLE behavior, and any operational information for this instruction.

31	30	29	28	27	26	25	24	23	22	21	20	19	18	17	16	15	14	13	12	11	10	9	8	7	6	5	4	3	2	1	0
sf	0	0	1	0	0	1	1	0	N	0	0	0	0	0	0	0	0	0	1	1	1	Rn				Rd					
opc										immr						imms															

Encoding for the 32-bit variant

Applies when (sf == 0 && N == 0)

SXTB <Wd>, <Wn>

is equivalent to

SBFM <Wd>, <Wn>, #0, #7

and is always the preferred disassembly.

Encoding for the 64-bit variant

Applies when (sf == 1 && N == 1)

SXTB <Xd>, <Wn>

is equivalent to

SBFM <Xd>, <Xn>, #0, #7

and is always the preferred disassembly.

Assembler Symbols

- <Wd>

Is the 32-bit name of the general-purpose destination register, encoded in the "Rd" field.
- <Wn>

Is the 32-bit name of the general-purpose source register, encoded in the "Rn" field.
- <Xd>

Is the 64-bit name of the general-purpose destination register, encoded in the "Rd" field.

Operation

The description of [SBFM](#) gives the operational pseudocode for this instruction.

Operational information

- If PSTATE.DIT is 1:
- The execution time of this instruction is independent of:
 - The values of the data supplied in any of its registers.
 - The values of the NZCV flags.
 - The response of this instruction to asynchronous exceptions does not vary based on:
 - The values of the data supplied in any of its registers.
 - The values of the NZCV flags.

SXTH

Sign extend halfword

This instruction extracts a 16-bit value, sign-extends it to the size of the register, and writes the result to the destination register.

This is an alias of [SBFM](#). This means:

- The encodings in this description are named to match the encodings of [SBFM](#).
- The description of [SBFM](#) gives the operational pseudocode, any CONSTRAINED UNPREDICTABLE behavior, and any operational information for this instruction.

31	30	29	28	27	26	25	24	23	22	21	20	19	18	17	16	15	14	13	12	11	10	9	8	7	6	5	4	3	2	1	0
sf	0	0	1	0	0	1	1	0	N	0	0	0	0	0	0	0	0	1	1	1	1	Rn					Rd				
opc									immr							imms															

Encoding for the 32-bit variant

Applies when (sf == 0 && N == 0)

SXTH <Wd>, <Wn>

is equivalent to

SBFM <Wd>, <Wn>, #0, #15

and is always the preferred disassembly.

Encoding for the 64-bit variant

Applies when (sf == 1 && N == 1)

SXTH <Xd>, <Wn>

is equivalent to

SBFM <Xd>, <Xn>, #0, #15

and is always the preferred disassembly.

Assembler Symbols

- <Wd> Is the 32-bit name of the general-purpose destination register, encoded in the "Rd" field.
- <Wn> Is the 32-bit name of the general-purpose source register, encoded in the "Rn" field.
- <Xd> Is the 64-bit name of the general-purpose destination register, encoded in the "Rd" field.

Operation

The description of [SBFM](#) gives the operational pseudocode for this instruction.

Operational information

- If PSTATE.DIT is 1:
- The execution time of this instruction is independent of:
 - The values of the data supplied in any of its registers.
 - The values of the NZCV flags.
 - The response of this instruction to asynchronous exceptions does not vary based on:
 - The values of the data supplied in any of its registers.
 - The values of the NZCV flags.

SXTW

Sign extend word

This instruction sign-extends a word to the size of the register, and writes the result to the destination register.

This is an alias of [SBFM](#). This means:

- The encodings in this description are named to match the encodings of [SBFM](#).
- The description of [SBFM](#) gives the operational pseudocode, any CONSTRAINED UNPREDICTABLE behavior, and any operational information for this instruction.

31	30	29	28	27	26	25	24	23	22	21	20	19	18	17	16	15	14	13	12	11	10	9	8	7	6	5	4	3	2	1	0
1	0	0	1	0	0	1	1	0	1	0	0	0	0	0	0	0	1	1	1	1	1	Rn				Rd					
sf			opc			N					immr					imms															

Encoding for the 64-bit variant

SXTW <Xd>, <Wn>

is equivalent to

[SBFM](#) <Xd>, <Xn>, #0, #31

and is always the preferred disassembly.

Assembler Symbols

- <Xd>
- Is the 64-bit name of the general-purpose destination register, encoded in the "Rd" field.
- <Wn>
- Is the 32-bit name of the general-purpose source register, encoded in the "Rn" field.

Operation

The description of [SBFM](#) gives the operational pseudocode for this instruction.

Operational information

If PSTATE.DIT is 1:

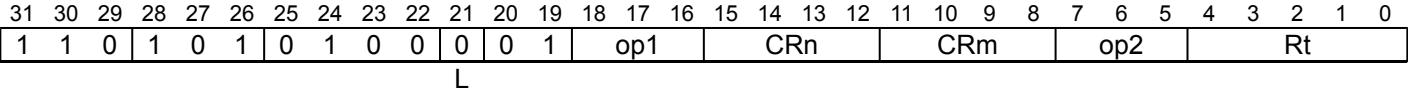
- The execution time of this instruction is independent of:
 - The values of the data supplied in any of its registers.
 - The values of the NZCV flags.
- The response of this instruction to asynchronous exceptions does not vary based on:
 - The values of the data supplied in any of its registers.
 - The values of the NZCV flags.

SYS

System instruction

For more information, see *Op0 equals 0b01, cache maintenance, TLB maintenance, and address translation instructions* for the encodings of System instructions.

This instruction is used by the aliases [APAS](#), [AT](#), [BRB](#), [CFP](#), [COSP](#), [CPP](#), [DC](#), [DVP](#), [GCSPOPCX](#), [GCSPOPX](#), [GCSPUSHM](#), [GCSPUSHX](#), [GCSSSI](#), [IC](#), [TLBI](#), and [TRCIT](#).



Encoding

SYS #<op1>, <Cn>, <Cm>, #<op2>{, <Xt>}

Decode for this encoding

```
constant integer t      = UInt(Rt);
constant bits(1) sys_L  = L;
constant bits(2) sys_op0 = '01';
constant bits(3) sys_op1 = op1;
constant bits(3) sys_op2 = op2;
constant bits(4) sys_crn = CRn;
constant bits(4) sys_crm = CRm;
```

Assembler Symbols

- <op1> Is a 3-bit unsigned immediate, in the range 0 to 7, encoded in the "op1" field.
- <Cn> Is a name 'Cn', with 'n' in the range 0 to 15, encoded in the "CRn" field.
- <Cm> Is a name 'Cm', with 'm' in the range 0 to 15, encoded in the "CRm" field.
- <op2> Is a 3-bit unsigned immediate, in the range 0 to 7, encoded in the "op2" field.
- <Xt> Is the 64-bit name of the optional general-purpose source register, defaulting to '11111', encoded in the "Rt" field.

Alias Conditions

Alias	Is preferred when
APAS	op1 == '110' && CRn == '0111' && CRm == '0000' && op2 == '000'
AT	CRn == '0111' && CRm IN {'100x'} && SysOp(op1, '0111', CRm, op2) == Sys_AT
BRB	op1 == '001' && CRn == '0111' && CRm == '0010' && SysOp('001', '0111', '0010', op2) == Sys_BRB
CFP	op1 == '011' && CRn == '0111' && CRm == '0011' && op2 == '100'
COSP	op1 == '011' && CRn == '0111' && CRm == '0011' && op2 == '110'
CPP	op1 == '011' && CRn == '0111' && CRm == '0011' && op2 == '111'
DC	CRn == '0111' && SysOp(op1, '0111', CRm, op2) == Sys_DC
DVP	op1 == '011' && CRn == '0111' && CRm == '0011' && op2 == '101'
GCSPOPCX	op1 == '000' && CRn == '0111' && CRm == '0111' && op2 == '101'
GCSPOPX	op1 == '000' && CRn == '0111' && CRm == '0111' && op2 == '110'
GCSPUSHM	op1 == '011' && CRn == '0111' && CRm == '0111' && op2 == '000'
GCSPUSHX	op1 == '000' && CRn == '0111' && CRm == '0111' && op2 == '100'
GCSSSI	op1 == '011' && CRn == '0111' && CRm == '0111' && op2 == '010'
IC	CRn == '0111' && SysOp(op1, '0111', CRm, op2) == Sys_IC
TLBI	CRn IN {'100x'} && SysOp(op1, CRn, CRm, op2) == Sys_TLBI
TRCIT	op1 == '011' && CRn == '0111' && CRm == '0010' && op2 == '111'

Operation

```
AArch64.CheckSystemAccess(sys_op0, sys_op1, sys_crn, sys_crm, sys_op2, t, sys_L);  
AArch64.SysInstr(sys_op0, sys_op1, sys_crn, sys_crm, sys_op2, t);
```

Internal version only: aarchmrs v2025-03_rel, pseudocode v2025-03_rel ; Build timestamp: 2025-03-21T17:41

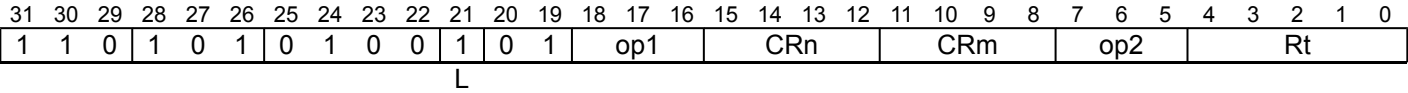
Copyright © 2010-2025 Arm Limited or its affiliates. All rights reserved. This document is Non-Confidential.

SYSL

System instruction with result

For more information, see *Op0 equals 0b01, cache maintenance, TLB maintenance, and address translation instructions* for the encodings of System instructions.

This instruction is used by the aliases [GCSPOPM](#), and [GCSSS2](#).



Encoding

SYSL <Xt>, #<op1>, <Cn>, <Cm>, #<op2>

Decode for this encoding

```
constant integer t      = UInt(Rt);
constant bits(1) sys_L  = L;
constant bits(2) sys_op0 = '01';
constant bits(3) sys_op1 = op1;
constant bits(3) sys_op2 = op2;
constant bits(4) sys_crn = CRn;
constant bits(4) sys_crm = CRm;
```

Assembler Symbols

- <Xt> Is the 64-bit name of the general-purpose destination register, encoded in the "Rt" field.
- <op1> Is a 3-bit unsigned immediate, in the range 0 to 7, encoded in the "op1" field.
- <Cn> Is a name 'Cn', with 'n' in the range 0 to 15, encoded in the "CRn" field.
- <Cm> Is a name 'Cm', with 'm' in the range 0 to 15, encoded in the "CRm" field.
- <op2> Is a 3-bit unsigned immediate, in the range 0 to 7, encoded in the "op2" field.

Alias Conditions

Alias	Is preferred when
GCSPOPM	op1 == '011' && CRn == '0111' && CRm == '0111' && op2 == '001'
GCSSS2	op1 == '011' && CRn == '0111' && CRm == '0111' && op2 == '011'

Operation

```
AArch64.CheckSystemAccess(sys_op0, sys_op1, sys_crn, sys_crm, sys_op2, t, sys_L);
AArch64.SysInstrWithResult(sys_op0, sys_op1, sys_crn, sys_crm, sys_op2, t);
```

SYSP

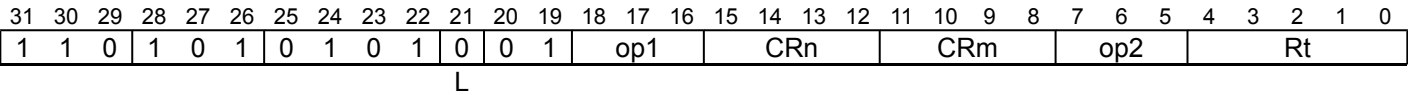
128-bit system instruction

128-bit system instruction.

This instruction is used by the alias [TLBIP](#).

System

(FEAT_SYSINSTR128)



Encoding

SYSP #<op1>, <Cn>, <Cm>, #<op2>{, <Xt1>, <Xt2>}

Decode for this encoding

```
if !IsFeatureImplemented(FEAT_SYSINSTR128) then EndOfDecode(Decode_UNDEF);
if Rt<0> == '1' && Rt != '11111' then EndOfDecode(Decode_UNDEF);

constant integer t      = UInt(Rt);
constant integer t2     = if t == 31 then 31 else t + 1;
constant bits(1) sys_L  = L;
constant bits(2) sys_op0 = '01';
constant bits(3) sys_op1 = op1;
constant bits(3) sys_op2 = op2;
constant bits(4) sys_crn = CRn;
constant bits(4) sys_crm = CRm;
```

Assembler Symbols

- <op1> Is a 3-bit unsigned immediate, in the range 0 to 6, encoded in the "op1" field.
- <Cn> Is a name 'Cn', with 'n' in the range 8 to 9, encoded in the "CRn" field.
- <Cm> Is a name 'Cm', with 'm' in the range 0 to 7, encoded in the "CRm" field.
- <op2> Is a 3-bit unsigned immediate, in the range 0 to 7, encoded in the "op2" field.
- <Xt1> Is the 64-bit name of the first optional general-purpose source register, defaulting to '11111', encoded in the "Rt" field.
- <Xt2> Is the 64-bit name of the second optional general-purpose source register, defaulting to '11111', encoded as "Rt" +1. Defaults to '11111' if "Rt" = '11111'.

Alias Conditions

Alias	Is preferred when
TLBIP	CRn IN {'100x'} && SysOp128 (op1, CRn, CRm, op2) == Sys_TLBIP

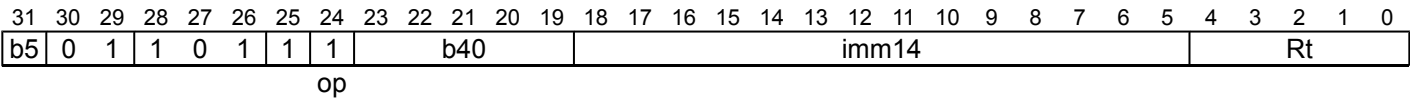
Operation

```
AArch64.CheckSystemAccess(sys_op0, sys_op1, sys_crn, sys_crm, sys_op2, t, sys_L);
AArch64.SysInstr128(sys_op0, sys_op1, sys_crn, sys_crm, sys_op2, t, t2);
```

TBNZ

Test bit and branch if nonzero

This instruction compares the value of a bit in a general-purpose register with zero, and conditionally branches to a label at a PC-relative offset if the comparison is not equal. It provides a hint that this is not a subroutine call or return. This instruction does not affect condition flags.



Encoding

TBNZ <R><t>, #<imm>, <label>

Decode for this encoding

```
constant integer t = UInt(Rt);
constant integer datasize = 32 << UInt(b5);
constant integer bit_pos = UInt(b5:b40);
constant bits(64) offset = SignExtend(imm14:'00', 64);
```

Assembler Symbols

- <R>Is a width specifier, encoded in “b5”:
- | b5 | <R> |
|----|-----|
| 0 | W |
| 1 | X |
- In assembler source code an 'X' specifier is always permitted, but a 'W' specifier is only permitted when the bit number is less than 32.
- <t>Is the number [0-30] of the general-purpose register to be tested or the name ZR (31), encoded in the "Rt" field.
- <imm>Is the bit number to be tested, in the range 0 to 63, encoded in "b5:b40".
- <label>Is the program label to be conditionally branched to. Its offset from the address of this instruction, in the range +/-32KB, is encoded as "imm14" times 4.

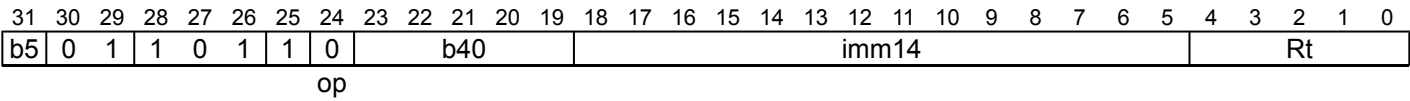
Operation

```
constant bits(datasize) operand = X[t, datasize];
constant boolean branch_conditional = TRUE;
if operand<bit_pos> != '0' then
  BranchTo(PC64 + offset, BranchType_DIR, branch_conditional);
else
  BranchNotTaken(BranchType_DIR, branch_conditional);
```

TBZ

Test bit and branch if zero

This instruction compares the value of a test bit with zero, and conditionally branches to a label at a PC-relative offset if the comparison is equal. It provides a hint that this is not a subroutine call or return. This instruction does not affect condition flags.



Encoding

TBZ <R><t>, #<imm>, <label>

Decode for this encoding

```
constant integer t = UInt(Rt);
constant integer datasize = 32 << UInt(b5);
constant integer bit_pos = UInt(b5:b40);
constant bits(64) offset = SignExtend(imm14:'00', 64);
```

Assembler Symbols

- <R> Is a width specifier, encoded in “b5”:
- | b5 | <R> |
|----|-----|
| 0 | W |
| 1 | X |
- In assembler source code an 'X' specifier is always permitted, but a 'W' specifier is only permitted when the bit number is less than 32.
- <t> Is the number [0-30] of the general-purpose register to be tested or the name ZR (31), encoded in the "Rt" field.
- <imm> Is the bit number to be tested, in the range 0 to 63, encoded in "b5:b40".
- <label> Is the program label to be conditionally branched to. Its offset from the address of this instruction, in the range +/-32KB, is encoded as "imm14" times 4.

Operation

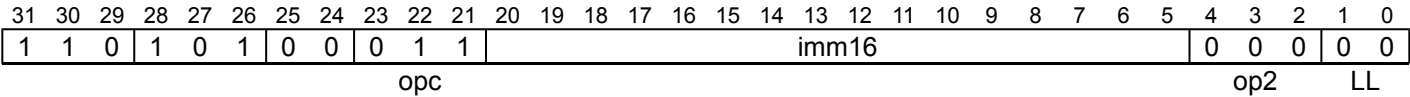
```
constant bits(datasize) operand = X[t, datasize];
constant boolean branch_conditional = TRUE;
if operand<bit_pos> == '0' then
  BranchTo(PC64 + offset, BranchType_DIR, branch_conditional);
else
  BranchNotTaken(BranchType_DIR, branch_conditional);
```

TCANCEL

Cancel current transaction

This instruction exits Transactional state and discards all state modifications that were performed transactionally. Execution continues at the instruction that follows the TSTART instruction of the outer transaction. The destination register of the TSTART instruction of the outer transaction is written with the immediate operand of TCANCEL.

System (FEAT_TME)



Encoding

TCANCEL #<imm>

Decode for this encoding

```
if !IsFeatureImplemented(FEAT_TME) then EndOfDecode(Decode_UNDEF);
constant boolean  retry  = (imm16<15> == '1');
constant bits(15) reason = imm16<14:0>;
```

Assembler Symbols

<imm> Is a 16-bit unsigned immediate, in the range 0 to 65535, encoded in the "imm16" field.

Operation

```
if !IsTMEEnabled() then UNDEFINED;

if TSTATE.depth > 0 then
    FailTransaction(TMFailure_CNCL, retry, FALSE, reason);
```

TCOMMIT

Commit current transaction

This instruction commits the current transaction. If the current transaction is an outer transaction, then Transactional state is exited, and all state modifications performed transactionally are committed to the architectural state. TCOMMIT takes no inputs and returns no value. Execution of TCOMMIT is UNDEFINED in Non-transactional state.

System
(FEAT_TME)

31	30	29	28	27	26	25	24	23	22	21	20	19	18	17	16	15	14	13	12	11	10	9	8	7	6	5	4	3	2	1	0				
1	1	0	1	0	1	0	1	0	0	0	0	0	0	1	1	0	0	1	1	0	0	0	0	0	1	1	1	1	1	1	1				
																				CRm				op2				Rt							

Encoding

TCOMMIT

Decode for this encoding

```
if !IsFeatureImplemented(FEAT_TME) then EndOfDecode(Decode_UNDEF);
```

Operation

```
if !IsTMEEnabled() then UNDEFINED;

if TSTATE.depth == 0 then
    UNDEFINED;

if TSTATE.depth == 1 then
    CommitTransactionalWrites();
    ClearExclusiveLocal(ProcessorID());

TSTATE.depth = TSTATE.depth - 1;
```

TLBI

TLB invalidate operation

For more information, see *op0==0b01, cache maintenance, TLB maintenance, and address translation instructions*.

This is an alias of [SYS](#). This means:

- The encodings in this description are named to match the encodings of [SYS](#).
- The description of [SYS](#) gives the operational pseudocode, any CONSTRAINED UNPREDICTABLE behavior, and any operational information for this instruction.

31	30	29	28	27	26	25	24	23	22	21	20	19	18	17	16	15	14	13	12	11	10	9	8	7	6	5	4	3	2	1	0
1	1	0	1	0	1	0	1	0	0	0	0	1	op1			1	0	0	x	CRm			op2			Rt					
L												CRn																			

Encoding

TLBI [<tlbi_op>](#){, [<Xt>](#)}

is equivalent to

[SYS](#) [#<op1>](#), [<Cn>](#), [<Cm>](#), [#<op2>](#){, [<Xt>](#)}

and is the preferred disassembly when `SysOp(op1, CRn, CRm, op2) == Sys_TLBI`.

Assembler Symbols

[<tlbi_op>](#) Is a TLBI operation name, as listed for the TLBI system instruction group, encoded in “op1:CRn:CRm:op2”:

op1	CRn	CRm	op2	<tlbi_op>	Architectural Feature
000	1000	0001	000	VMALLE1OS	FEAT_TLBIOS
000	1000	0001	001	VAE1OS	FEAT_TLBIOS
000	1000	0001	010	ASIDE1OS	FEAT_TLBIOS
000	1000	0001	011	VAAE1OS	FEAT_TLBIOS
000	1000	0001	101	VALE1OS	FEAT_TLBIOS
000	1000	0001	111	VAALE1OS	FEAT_TLBIOS
000	1000	0010	001	RVAE1IS	FEAT_TLBIRANGE
000	1000	0010	011	RVAAE1IS	FEAT_TLBIRANGE
000	1000	0010	101	RVALE1IS	FEAT_TLBIRANGE
000	1000	0010	111	RVAALE1IS	FEAT_TLBIRANGE
000	1000	0011	000	VMALLE1IS	-
000	1000	0011	001	VAE1IS	-
000	1000	0011	010	ASIDE1IS	-
000	1000	0011	011	VAAE1IS	-
000	1000	0011	101	VALE1IS	-
000	1000	0011	111	VAALE1IS	-
000	1000	0101	001	RVAE1OS	FEAT_TLBIRANGE
000	1000	0101	011	RVAAE1OS	FEAT_TLBIRANGE
000	1000	0101	101	RVALE1OS	FEAT_TLBIRANGE
000	1000	0101	111	RVAALE1OS	FEAT_TLBIRANGE
000	1000	0110	001	RVAE1	FEAT_TLBIRANGE
000	1000	0110	011	RVAAE1	FEAT_TLBIRANGE
000	1000	0110	101	RVALE1	FEAT_TLBIRANGE
000	1000	0110	111	RVAALE1	FEAT_TLBIRANGE
000	1000	0111	000	VMALLE1	-
000	1000	0111	001	VAE1	-
000	1000	0111	010	ASIDE1	-
000	1000	0111	011	VAAE1	-
000	1000	0111	101	VALE1	-
000	1000	0111	111	VAALE1	-
000	1001	0001	000	VMALLE1OSNXS	FEAT_XS
000	1001	0001	001	VAE1OSNXS	FEAT_XS
000	1001	0001	010	ASIDE1OSNXS	FEAT_XS
000	1001	0001	011	VAAE1OSNXS	FEAT_XS
000	1001	0001	101	VALE1OSNXS	FEAT_XS
000	1001	0001	111	VAALE1OSNXS	FEAT_XS
000	1001	0010	001	RVAE1ISNXS	FEAT_XS
000	1001	0010	011	RVAAE1ISNXS	FEAT_XS
000	1001	0010	101	RVALE1ISNXS	FEAT_XS
000	1001	0010	111	RVAALE1ISNXS	FEAT_XS
000	1001	0011	000	VMALLE1ISNXS	FEAT_XS
000	1001	0011	001	VAE1ISNXS	FEAT_XS
000	1001	0011	010	ASIDE1ISNXS	FEAT_XS
000	1001	0011	011	VAAE1ISNXS	FEAT_XS
000	1001	0011	101	VALE1ISNXS	FEAT_XS
000	1001	0011	111	VAALE1ISNXS	FEAT_XS
000	1001	0101	001	RVAE1OSNXS	FEAT_XS
000	1001	0101	011	RVAAE1OSNXS	FEAT_XS
000	1001	0101	101	RVALE1OSNXS	FEAT_XS
000	1001	0101	111	RVAALE1OSNXS	FEAT_XS
000	1001	0110	001	RVAE1NXS	FEAT_XS
000	1001	0110	011	RVAAE1NXS	FEAT_XS
000	1001	0110	101	RVALE1NXS	FEAT_XS
000	1001	0110	111	RVAALE1NXS	FEAT_XS
000	1001	0111	000	VMALLE1NXS	FEAT_XS
000	1001	0111	001	VAE1NXS	FEAT_XS
000	1001	0111	010	ASIDE1NXS	FEAT_XS
000	1001	0111	011	VAAE1NXS	FEAT_XS
000	1001	0111	101	VALE1NXS	FEAT_XS
000	1001	0111	111	VAALE1NXS	FEAT_XS
100	1000	0000	001	IPAS2E1IS	-
100	1000	0000	010	RIPAS2E1IS	FEAT_TLBIRANGE
100	1000	0000	101	IPAS2LE1IS	-
100	1000	0000	110	RIPAS2LE1IS	FEAT_TLBIRANGE

op1	CRn	CRm	op2	<tlbi_op>	Architectural Feature
100	1000	0001	000	ALLE2OS	FEAT_TLBIOS
100	1000	0001	001	VAE2OS	FEAT_TLBIOS
100	1000	0001	100	ALLE1OS	FEAT_TLBIOS
100	1000	0001	101	VALE2OS	FEAT_TLBIOS
100	1000	0001	110	VMALLS12E1OS	FEAT_TLBIOS
100	1000	0010	001	RVAE2IS	FEAT_TLBIRANGE
100	1000	0010	010	VMALLWS2E1IS	FEAT_TLBIW
100	1000	0010	101	RVALE2IS	FEAT_TLBIRANGE
100	1000	0011	000	ALLE2IS	-
100	1000	0011	001	VAE2IS	-
100	1000	0011	100	ALLE1IS	-
100	1000	0011	101	VALE2IS	-
100	1000	0011	110	VMALLS12E1IS	-
100	1000	0100	000	IPAS2E1OS	FEAT_TLBIOS
100	1000	0100	001	IPAS2E1	-
100	1000	0100	010	RIPAS2E1	FEAT_TLBIRANGE
100	1000	0100	011	RIPAS2E1OS	FEAT_TLBIRANGE
100	1000	0100	100	IPAS2LE1OS	FEAT_TLBIOS
100	1000	0100	101	IPAS2LE1	-
100	1000	0100	110	RIPAS2LE1	FEAT_TLBIRANGE
100	1000	0100	111	RIPAS2LE1OS	FEAT_TLBIRANGE
100	1000	0101	001	RVAE2OS	FEAT_TLBIRANGE
100	1000	0101	010	VMALLWS2E1OS	FEAT_TLBIW
100	1000	0101	101	RVALE2OS	FEAT_TLBIRANGE
100	1000	0110	001	RVAE2	FEAT_TLBIRANGE
100	1000	0110	010	VMALLWS2E1	FEAT_TLBIW
100	1000	0110	101	RVALE2	FEAT_TLBIRANGE
100	1000	0111	000	ALLE2	-
100	1000	0111	001	VAE2	-
100	1000	0111	100	ALLE1	-
100	1000	0111	101	VALE2	-
100	1000	0111	110	VMALLS12E1	-
100	1001	0000	001	IPAS2E1ISNXS	FEAT_XS
100	1001	0000	010	RIPAS2E1ISNXS	FEAT_XS
100	1001	0000	101	IPAS2LE1ISNXS	FEAT_XS
100	1001	0000	110	RIPAS2LE1ISNXS	FEAT_XS
100	1001	0001	000	ALLE2OSNXS	FEAT_XS
100	1001	0001	001	VAE2OSNXS	FEAT_XS
100	1001	0001	100	ALLE1OSNXS	FEAT_XS
100	1001	0001	101	VALE2OSNXS	FEAT_XS
100	1001	0001	110	VMALLS12E1OSNXS	FEAT_XS
100	1001	0010	001	RVAE2ISNXS	FEAT_XS
100	1001	0010	010	VMALLWS2E1ISNXS	FEAT_TLBIW
100	1001	0010	101	RVALE2ISNXS	FEAT_XS
100	1001	0011	000	ALLE2ISNXS	FEAT_XS
100	1001	0011	001	VAE2ISNXS	FEAT_XS
100	1001	0011	100	ALLE1ISNXS	FEAT_XS
100	1001	0011	101	VALE2ISNXS	FEAT_XS
100	1001	0011	110	VMALLS12E1ISNXS	FEAT_XS
100	1001	0100	000	IPAS2E1OSNXS	FEAT_XS
100	1001	0100	001	IPAS2E1NXS	FEAT_XS
100	1001	0100	010	RIPAS2E1NXS	FEAT_XS
100	1001	0100	011	RIPAS2E1OSNXS	FEAT_XS
100	1001	0100	100	IPAS2LE1OSNXS	FEAT_XS
100	1001	0100	101	IPAS2LE1NXS	FEAT_XS
100	1001	0100	110	RIPAS2LE1NXS	FEAT_XS
100	1001	0100	111	RIPAS2LE1OSNXS	FEAT_XS
100	1001	0101	001	RVAE2OSNXS	FEAT_XS
100	1001	0101	010	VMALLWS2E1OSNXS	FEAT_TLBIW
100	1001	0101	101	RVALE2OSNXS	FEAT_XS
100	1001	0110	001	RVAE2NXS	FEAT_XS
100	1001	0110	010	VMALLWS2E1NXS	FEAT_TLBIW
100	1001	0110	101	RVALE2NXS	FEAT_XS
100	1001	0111	000	ALLE2NXS	FEAT_XS

op1	CRn	CRm	op2	<tlbi_op>	Architectural Feature
100	1001	0111	001	VAE2NXS	FEAT_XS
100	1001	0111	100	ALLE1NXS	FEAT_XS
100	1001	0111	101	VALE2NXS	FEAT_XS
100	1001	0111	110	VMALLS12E1NXS	FEAT_XS
110	1000	0001	000	ALLE3OS	FEAT_TLBIOS
110	1000	0001	001	VAE3OS	FEAT_TLBIOS
110	1000	0001	100	PAALLOS	FEAT_RME
110	1000	0001	101	VALE3OS	FEAT_TLBIOS
110	1000	0010	001	RVAE3IS	FEAT_TLBIRANGE
110	1000	0010	101	RVALE3IS	FEAT_TLBIRANGE
110	1000	0011	000	ALLE3IS	-
110	1000	0011	001	VAE3IS	-
110	1000	0011	101	VALE3IS	-
110	1000	0100	011	RPAOS	FEAT_RME
110	1000	0100	111	RPALOS	FEAT_RME
110	1000	0101	001	RVAE3OS	FEAT_TLBIRANGE
110	1000	0101	101	RVALE3OS	FEAT_TLBIRANGE
110	1000	0110	001	RVAE3	FEAT_TLBIRANGE
110	1000	0110	101	RVALE3	FEAT_TLBIRANGE
110	1000	0111	000	ALLE3	-
110	1000	0111	001	VAE3	-
110	1000	0111	100	PAALL	FEAT_RME
110	1000	0111	101	VALE3	-
110	1001	0001	000	ALLE3OSNXS	FEAT_XS
110	1001	0001	001	VAE3OSNXS	FEAT_XS
110	1001	0001	101	VALE3OSNXS	FEAT_XS
110	1001	0010	001	RVAE3ISNXS	FEAT_XS
110	1001	0010	101	RVALE3ISNXS	FEAT_XS
110	1001	0011	000	ALLE3ISNXS	FEAT_XS
110	1001	0011	001	VAE3ISNXS	FEAT_XS
110	1001	0011	101	VALE3ISNXS	FEAT_XS
110	1001	0101	001	RVAE3OSNXS	FEAT_XS
110	1001	0101	101	RVALE3OSNXS	FEAT_XS
110	1001	0110	001	RVAE3NXS	FEAT_XS
110	1001	0110	101	RVALE3NXS	FEAT_XS
110	1001	0111	000	ALLE3NXS	FEAT_XS
110	1001	0111	001	VAE3NXS	FEAT_XS
110	1001	0111	101	VALE3NXS	FEAT_XS

<Xt> Is the 64-bit name of the optional general-purpose source register, defaulting to '11111', encoded in the "Rt" field.

Operation

The description of [SYS](#) gives the operational pseudocode for this instruction.

Internal version only: aarchmrs v2025-03_rel, pseudocode v2025-03_rel ; Build timestamp: 2025-03-21T17:41

Copyright © 2010-2025 Arm Limited or its affiliates. All rights reserved. This document is Non-Confidential.

TLBIP

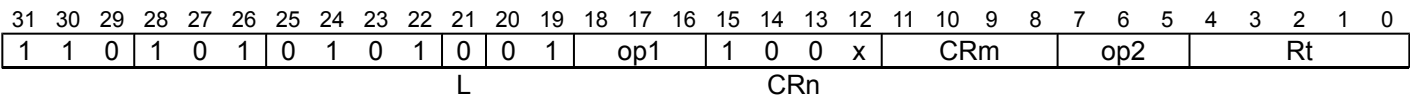
TLB invalidate pair operation

TLB invalidate pair operation.

This is an alias of [SYSP](#). This means:

- The encodings in this description are named to match the encodings of [SYSP](#).
- The description of [SYSP](#) gives the operational pseudocode, any CONSTRAINED UNPREDICTABLE behavior, and any operational information for this instruction.

System
(FEAT_D128 && FEAT_SYSINSTR128)



Encoding

TLBIP <tlbip_op>{, <Xt1>, <Xt2>}

is equivalent to

[SYSP](#) #<op1>, <Cn>, <Cm>, #<op2>{, <Xt1>, <Xt2>}

and is the preferred disassembly when `SysOp128(op1, CRn, CRm, op2) == Sys_TLBIP`.

Assembler Symbols

<tlbip_op> Is a TLBIP operation name, as listed for the TLBIP system pair instruction group, encoded in “op1:CRn:CRm:op2”:

op1	CRn	CRm	op2	<tlbip_op>	Architectural Feature
000	1000	0001	001	VAE1OS	FEAT_TLBIOS
000	1000	0001	011	VAAE1OS	FEAT_TLBIOS
000	1000	0001	101	VALE1OS	FEAT_TLBIOS
000	1000	0001	111	VAALE1OS	FEAT_TLBIOS
000	1000	0010	001	RVAE1IS	FEAT_TLBIRANGE
000	1000	0010	011	RVAAE1IS	FEAT_TLBIRANGE
000	1000	0010	101	RVALE1IS	FEAT_TLBIRANGE
000	1000	0010	111	RVAALE1IS	FEAT_TLBIRANGE
000	1000	0011	001	VAE1IS	-
000	1000	0011	011	VAAE1IS	-
000	1000	0011	101	VALE1IS	-
000	1000	0011	111	VAALE1IS	-
000	1000	0101	001	RVAE1OS	FEAT_TLBIRANGE
000	1000	0101	011	RVAAE1OS	FEAT_TLBIRANGE
000	1000	0101	101	RVALE1OS	FEAT_TLBIRANGE
000	1000	0101	111	RVAALE1OS	FEAT_TLBIRANGE
000	1000	0110	001	RVAE1	FEAT_TLBIRANGE
000	1000	0110	011	RVAAE1	FEAT_TLBIRANGE
000	1000	0110	101	RVALE1	FEAT_TLBIRANGE
000	1000	0110	111	RVAALE1	FEAT_TLBIRANGE
000	1000	0111	001	VAE1	-
000	1000	0111	011	VAAE1	-
000	1000	0111	101	VALE1	-
000	1000	0111	111	VAALE1	-
000	1001	0001	001	VAE1OSNXS	FEAT_XS
000	1001	0001	011	VAAE1OSNXS	FEAT_XS
000	1001	0001	101	VALE1OSNXS	FEAT_XS
000	1001	0001	111	VAALE1OSNXS	FEAT_XS
000	1001	0010	001	RVAE1ISNXS	FEAT_XS
000	1001	0010	011	RVAAE1ISNXS	FEAT_XS
000	1001	0010	101	RVALE1ISNXS	FEAT_XS
000	1001	0010	111	RVAALE1ISNXS	FEAT_XS
000	1001	0011	001	VAE1ISNXS	FEAT_XS
000	1001	0011	011	VAAE1ISNXS	FEAT_XS
000	1001	0011	101	VALE1ISNXS	FEAT_XS
000	1001	0011	111	VAALE1ISNXS	FEAT_XS
000	1001	0101	001	RVAE1OSNXS	FEAT_XS
000	1001	0101	011	RVAAE1OSNXS	FEAT_XS
000	1001	0101	101	RVALE1OSNXS	FEAT_XS
000	1001	0101	111	RVAALE1OSNXS	FEAT_XS
000	1001	0110	001	RVAE1NXS	FEAT_XS
000	1001	0110	011	RVAAE1NXS	FEAT_XS
000	1001	0110	101	RVALE1NXS	FEAT_XS
000	1001	0110	111	RVAALE1NXS	FEAT_XS
000	1001	0111	001	VAE1NXS	FEAT_XS
000	1001	0111	011	VAAE1NXS	FEAT_XS
000	1001	0111	101	VALE1NXS	FEAT_XS
000	1001	0111	111	VAALE1NXS	FEAT_XS
100	1000	0000	001	IPAS2E1IS	-
100	1000	0000	010	RIPAS2E1IS	FEAT_TLBIRANGE
100	1000	0000	101	IPAS2LE1IS	-
100	1000	0000	110	RIPAS2LE1IS	FEAT_TLBIRANGE
100	1000	0001	001	VAE2OS	FEAT_TLBIOS
100	1000	0001	101	VALE2OS	FEAT_TLBIOS
100	1000	0010	001	RVAE2IS	FEAT_TLBIRANGE
100	1000	0010	101	RVALE2IS	FEAT_TLBIRANGE
100	1000	0011	001	VAE2IS	-
100	1000	0011	101	VALE2IS	-
100	1000	0100	000	IPAS2E1OS	FEAT_TLBIOS
100	1000	0100	001	IPAS2E1	-
100	1000	0100	010	RIPAS2E1	FEAT_TLBIRANGE
100	1000	0100	011	RIPAS2E1OS	FEAT_TLBIRANGE
100	1000	0100	100	IPAS2LE1OS	FEAT_TLBIOS
100	1000	0100	101	IPAS2LE1	-

op1	CRn	CRm	op2	<tlbip_op>	Architectural Feature
100	1000	0100	110	RIPAS2LE1	FEAT_TLBIRANGE
100	1000	0100	111	RIPAS2LE1OS	FEAT_TLBIRANGE
100	1000	0101	001	RVAE2OS	FEAT_TLBIRANGE
100	1000	0101	101	RVALE2OS	FEAT_TLBIRANGE
100	1000	0110	001	RVAE2	FEAT_TLBIRANGE
100	1000	0110	101	RVALE2	FEAT_TLBIRANGE
100	1000	0111	001	VAE2	-
100	1000	0111	101	VALE2	-
100	1001	0000	001	IPAS2E1ISNXS	FEAT_XS
100	1001	0000	010	RIPAS2E1ISNXS	FEAT_XS
100	1001	0000	101	IPAS2LE1ISNXS	FEAT_XS
100	1001	0000	110	RIPAS2LE1ISNXS	FEAT_XS
100	1001	0001	001	VAE2OSNXS	FEAT_XS
100	1001	0001	101	VALE2OSNXS	FEAT_XS
100	1001	0010	001	RVAE2ISNXS	FEAT_XS
100	1001	0010	101	RVALE2ISNXS	FEAT_XS
100	1001	0011	001	VAE2ISNXS	FEAT_XS
100	1001	0011	101	VALE2ISNXS	FEAT_XS
100	1001	0100	000	IPAS2E1OSNXS	FEAT_XS
100	1001	0100	001	IPAS2E1NXS	FEAT_XS
100	1001	0100	010	RIPAS2E1NXS	FEAT_XS
100	1001	0100	011	RIPAS2E1OSNXS	FEAT_XS
100	1001	0100	100	IPAS2LE1OSNXS	FEAT_XS
100	1001	0100	101	IPAS2LE1NXS	FEAT_XS
100	1001	0100	110	RIPAS2LE1NXS	FEAT_XS
100	1001	0100	111	RIPAS2LE1OSNXS	FEAT_XS
100	1001	0101	001	RVAE2OSNXS	FEAT_XS
100	1001	0101	101	RVALE2OSNXS	FEAT_XS
100	1001	0110	001	RVAE2NXS	FEAT_XS
100	1001	0110	101	RVALE2NXS	FEAT_XS
100	1001	0111	001	VAE2NXS	FEAT_XS
100	1001	0111	101	VALE2NXS	FEAT_XS
110	1000	0001	001	VAE3OS	FEAT_TLBIOS
110	1000	0001	101	VALE3OS	FEAT_TLBIOS
110	1000	0010	001	RVAE3IS	FEAT_TLBIRANGE
110	1000	0010	101	RVALE3IS	FEAT_TLBIRANGE
110	1000	0011	001	VAE3IS	-
110	1000	0011	101	VALE3IS	-
110	1000	0101	001	RVAE3OS	FEAT_TLBIRANGE
110	1000	0101	101	RVALE3OS	FEAT_TLBIRANGE
110	1000	0110	001	RVAE3	FEAT_TLBIRANGE
110	1000	0110	101	RVALE3	FEAT_TLBIRANGE
110	1000	0111	001	VAE3	-
110	1000	0111	101	VALE3	-
110	1001	0001	001	VAE3OSNXS	FEAT_XS
110	1001	0001	101	VALE3OSNXS	FEAT_XS
110	1001	0010	001	RVAE3ISNXS	FEAT_XS
110	1001	0010	101	RVALE3ISNXS	FEAT_XS
110	1001	0011	001	VAE3ISNXS	FEAT_XS
110	1001	0011	101	VALE3ISNXS	FEAT_XS
110	1001	0101	001	RVAE3OSNXS	FEAT_XS
110	1001	0101	101	RVALE3OSNXS	FEAT_XS
110	1001	0110	001	RVAE3NXS	FEAT_XS
110	1001	0110	101	RVALE3NXS	FEAT_XS
110	1001	0111	001	VAE3NXS	FEAT_XS
110	1001	0111	101	VALE3NXS	FEAT_XS

<Xt1> Is the 64-bit name of the first optional general-purpose source register, defaulting to '11111', encoded in the "Rt" field.

<Xt2> Is the 64-bit name of the second optional general-purpose source register, defaulting to '11111', encoded as "Rt" +1. Defaults to '11111' if "Rt" = '11111'.

Operation

The description of [SYSP](#) gives the operational pseudocode for this instruction.

TRCIT

Trace instrumentation

This instruction generates an instrumentation trace packet that contains the value of the provided register.

This is an alias of [SYS](#). This means:

- The encodings in this description are named to match the encodings of [SYS](#).
- The description of [SYS](#) gives the operational pseudocode, any CONSTRAINED UNPREDICTABLE behavior, and any operational information for this instruction.

System (FEAT_ITE)

31	30	29	28	27	26	25	24	23	22	21	20	19	18	17	16	15	14	13	12	11	10	9	8	7	6	5	4	3	2	1	0
1	1	0	1	0	1	0	1	0	0	0	0	1	0	1	1	0	1	1	1	0	0	1	0	1	1	1					Rt
										L					op1					CRn					CRm					op2	

Encoding

TRCIT [<Xt>](#)

is equivalent to

[SYS](#) #3, C7, C2, #7, [<Xt>](#)

and is always the preferred disassembly.

Assembler Symbols

[<Xt>](#) Is the 64-bit name of the general-purpose source register, encoded in the "Rt" field.

Operation

The description of [SYS](#) gives the operational pseudocode for this instruction.

TSB

Trace synchronization barrier

This instruction is a barrier that synchronizes the trace operations of instructions, see *Trace Synchronization Barrier (TSB)*.

If *FEAT_TRF* is not implemented, this instruction executes as a NOP.

System
(FEAT_TRF)

31	30	29	28	27	26	25	24	23	22	21	20	19	18	17	16	15	14	13	12	11	10	9	8	7	6	5	4	3	2	1	0
1	1	0	1	0	1	0	1	0	0	0	0	0	0	1	1	0	0	1	0	0	0	1	0	0	1	0	1	1	1	1	1
																CRm				op2											

Encoding

TSB CSYNC

Decode for this encoding

```
if !IsFeatureImplemented(FEAT_TRF) then EndOfDecode(Decode_NOP);
```

Operation

```
if IsFeatureImplemented(FEAT_FGT2) && IsFeatureImplemented(FEAT_TRBEv1p1) then
  constant boolean trap_to_el2 = (PSTATE.EL IN {EL0, EL1} && EL2Enabled() &&
    !IsInHost() &&
    (!HaveEL(EL3) || SCR_EL3.FGTEn2 == '1') &&
    HFGITR2_EL2.TSBCSYNC == '1');

  if trap_to_el2 then
    ExceptionRecord except = ExceptionSyndrome(Exception_LDST64BTrap); // to be renamed
    except.syndrome.iss = 0x4<24:0>;
    constant bits(64) preferred_exception_return = ThisInstrAddr(64);
    constant integer vect_offset = 0x0;
    AArch64.TakeException(EL2, except, preferred_exception_return, vect_offset);

    TraceSynchronizationBarrier();
```

TST (immediate)

Test bits (immediate)

This instruction performs a bitwise AND of a register value and an immediate value, and discards the results. It updates the condition flags based on the result.

This is an alias of [ANDS \(immediate\)](#). This means:

- The encodings in this description are named to match the encodings of [ANDS \(immediate\)](#).
- The description of [ANDS \(immediate\)](#) gives the operational pseudocode, any CONSTRAINED UNPREDICTABLE behavior, and any operational information for this instruction.

31	30	29	28	27	26	25	24	23	22	21	20	19	18	17	16	15	14	13	12	11	10	9	8	7	6	5	4	3	2	1	0	
sf	1	1	1	0	0	1	0	0	N	immr						imms						Rn				1	1	1	1	1		
opc																												Rd				

Encoding for the 32-bit variant

Applies when (sf == 0 && N == 0)

TST <Wn>, #<imm>

is equivalent to

ANDS WZR, <Wn>, #<imm>

and is always the preferred disassembly.

Encoding for the 64-bit variant

Applies when (sf == 1)

TST <Xn>, #<imm>

is equivalent to

ANDS XZR, <Xn>, #<imm>

and is always the preferred disassembly.

Assembler Symbols

<Wn>	Is the 32-bit name of the general-purpose source register, encoded in the "Rn" field.
<imm>	For the "32-bit" variant: is the bitmask immediate, encoded in "imms:immr". For the "64-bit" variant: is the bitmask immediate, encoded in "N:imms:immr".
<Xn>	Is the 64-bit name of the general-purpose source register, encoded in the "Rn" field.

Operation

The description of [ANDS \(immediate\)](#) gives the operational pseudocode for this instruction.

Operational information

If PSTATE.DIT is 1:

- The execution time of this instruction is independent of:
 - The values of the data supplied in any of its registers.
 - The values of the NZCV flags.
- The response of this instruction to asynchronous exceptions does not vary based on:
 - The values of the data supplied in any of its registers.
 - The values of the NZCV flags.

TST (shifted register)

Test (shifted register)

This instruction performs a bitwise AND operation on a register value and an optionally-shifted register value. It updates the condition flags based on the result, and discards the result.

This is an alias of [ANDS \(shifted register\)](#). This means:

- The encodings in this description are named to match the encodings of [ANDS \(shifted register\)](#).
- The description of [ANDS \(shifted register\)](#) gives the operational pseudocode, any CONSTRAINED UNPREDICTABLE behavior, and any operational information for this instruction.

31	30	29	28	27	26	25	24	23	22	21	20	19	18	17	16	15	14	13	12	11	10	9	8	7	6	5	4	3	2	1	0	
sf	1	1	0	1	0	1	0	shift	0	Rm						imm6						Rn						1	1	1	1	1
opc								N																				Rd				

Encoding for the 32-bit variant

Applies when (sf == 0)

TST <Wn>, <Wm>{, <shift> #<amount>}

is equivalent to

ANDS WZR, <Wn>, <Wm>{, <shift> #<amount>}

and is always the preferred disassembly.

Encoding for the 64-bit variant

Applies when (sf == 1)

TST <Xn>, <Xm>{, <shift> #<amount>}

is equivalent to

ANDS XZR, <Xn>, <Xm>{, <shift> #<amount>}

and is always the preferred disassembly.

Assembler Symbols

- <Wn>

Is the 32-bit name of the first general-purpose source register, encoded in the "Rn" field.
- <Wm>

Is the 32-bit name of the second general-purpose source register, encoded in the "Rm" field.
- <shift>

Is the optional shift to be applied to the final source, defaulting to LSL and encoded in “shift”:

shift	<shift>
00	LSL
01	LSR
10	ASR
11	ROR

- <amount>

For the "32-bit" variant: is the shift amount, in the range 0 to 31, defaulting to 0 and encoded in the "imm6" field.
For the "64-bit" variant: is the shift amount, in the range 0 to 63, defaulting to 0 and encoded in the "imm6" field.
- <Xn>

Is the 64-bit name of the first general-purpose source register, encoded in the "Rn" field.
- <Xm>

Is the 64-bit name of the second general-purpose source register, encoded in the "Rm" field.

Operation

The description of [ANDS \(shifted register\)](#) gives the operational pseudocode for this instruction.

Operational information

If PSTATE.DIT is 1:

- The execution time of this instruction is independent of:
 - The values of the data supplied in any of its registers.
 - The values of the NZCV flags.
- The response of this instruction to asynchronous exceptions does not vary based on:
 - The values of the data supplied in any of its registers.
 - The values of the NZCV flags.

Internal version only: aarchmrs v2025-03_rel, pseudocode v2025-03_rel ; Build timestamp: 2025-03-21T17:41

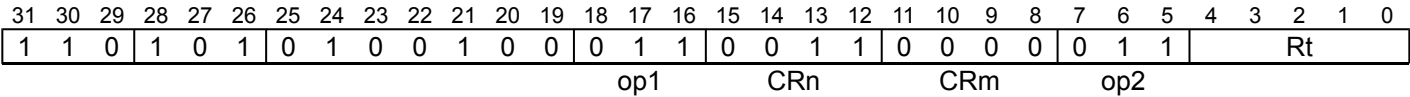
Copyright © 2010-2025 Arm Limited or its affiliates. All rights reserved. This document is Non-Confidential.

TSTART

Start transaction

This instruction starts a new transaction. If the transaction started successfully, the destination register is set to zero. If the transaction failed or was canceled, then all state modifications that were performed transactionally are discarded and the destination register is written with a nonzero value that encodes the cause of the failure.

System (FEAT_TME)



Encoding

TSTART <Xt>

Decode for this encoding

```
if !IsFeatureImplemented(FEAT_TME) then EndOfDecode(Decode_UNDEF);
constant integer t = UInt(Rt);
```

Assembler Symbols

<Xt> Is the 64-bit name of the general-purpose destination register, encoded in the "Rt" field.

Operation

```
if !IsTMEEnabled() then UNDEFINED;

boolean IsEL1Regime;
bit tme;
bit tmt;
case PSTATE.EL of
  when EL0
    IsEL1Regime = S1TranslationRegime() == EL1;
    if IsEL1Regime then
      tme = SCTLR_EL1.TME0;
      tmt = SCTLR_EL1.TMT0;
    else
      tme = SCTLR_EL2.TME0;
      tmt = SCTLR_EL2.TMT0;
  when EL1
    tme = SCTLR_EL1.TME;
    tmt = SCTLR_EL1.TMT;
  when EL2
    tme = SCTLR_EL2.TME;
    tmt = SCTLR_EL2.TMT;
  when EL3
    tme = SCTLR_EL3.TME;
    tmt = SCTLR_EL3.TMT;
  otherwise
    Unreachable();

constant boolean enable = tme == '1';
constant boolean trivial = tmt == '1';

if !enable then
  TransactionStartTrap(t);
elseif trivial then
  TSTATE.nPC = NextInstrAddr(64);
  TSTATE.Rt = t;
  FailTransaction(TMFailure\_TRIVIAL, FALSE);
elseif IsFeatureImplemented(FEAT_SME) && PSTATE.SM == '1' then
  FailTransaction(TMFailure\_ERR, FALSE);
elseif TSTATE.depth == 255 then
  FailTransaction(TMFailure\_NEST, FALSE);
elseif TSTATE.depth == 0 then
  TSTATE.nPC = NextInstrAddr(64);
  TSTATE.Rt = t;
  ClearExclusiveLocal(ProcessorID());
  TakeTransactionCheckpoint();
  StartTrackingTransactionalReadsWrites();

TSTATE.depth = TSTATE.depth + 1;
X[t, 64] = Zeros(64);
```

Internal version only: aarchmrs v2025-03_rel, pseudocode v2025-03_rel ; Build timestamp: 2025-03-21T17:41

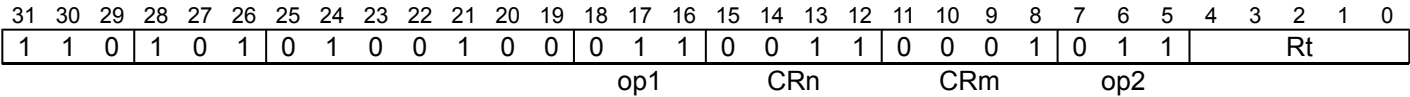
Copyright © 2010-2025 Arm Limited or its affiliates. All rights reserved. This document is Non-Confidential.

TTEST

Test transaction state

This instruction writes the depth of the transaction to the destination register, or the value 0 otherwise.

System (FEAT_TME)



Encoding

TTEST <Xt>

Decode for this encoding

```
if !IsFeatureImplemented(FEAT_TME) then EndOfDecode(Decode_UNDEF);
constant integer t = UInt(Rt);
```

Assembler Symbols

<Xt> Is the 64-bit name of the general-purpose destination register, encoded in the "Rt" field.

Operation

```
if !IsTMEEnabled() then UNDEFINED;
X[t, 64] = (TSTATE.depth)<63:0>;
```


UBFIZ

Unsigned bitfield insert in zeros

This instruction copies a bitfield of <width> bits from the least significant bits of the source register to bit position <lsb> of the destination register, setting the destination bits above and below the bitfield to zero.

This is an alias of [UBFM](#). This means:

- The encodings in this description are named to match the encodings of [UBFM](#).
- The description of [UBFM](#) gives the operational pseudocode, any CONSTRAINED UNPREDICTABLE behavior, and any operational information for this instruction.

31	30	29	28	27	26	25	24	23	22	21	20	19	18	17	16	15	14	13	12	11	10	9	8	7	6	5	4	3	2	1	0
sf	1	0	1	0	0	1	1	0	N	immr						imms						Rn						Rd			
opc																															

Encoding for the 32-bit variant

Applies when (sf == 0 && N == 0)

UBFIZ <Wd>, <Wn>, #<lsb>, #<width>

is equivalent to

UBFM <Wd>, <Wn>, #(-<lsb> MOD 32), #(<width>-1)

and is the preferred disassembly when `UInt(imms) < UInt(immr)`.

Encoding for the 64-bit variant

Applies when (sf == 1 && N == 1)

UBFIZ <Xd>, <Xn>, #<lsb>, #<width>

is equivalent to

UBFM <Xd>, <Xn>, #(-<lsb> MOD 64), #(<width>-1)

and is the preferred disassembly when `UInt(imms) < UInt(immr)`.

Assembler Symbols

<Wd>	Is the 32-bit name of the general-purpose destination register, encoded in the "Rd" field.
<Wn>	Is the 32-bit name of the general-purpose source register, encoded in the "Rn" field.
<lsb>	For the "32-bit" variant: is the bit number of the lsb of the destination bitfield, in the range 0 to 31. For the "64-bit" variant: is the bit number of the lsb of the destination bitfield, in the range 0 to 63.
<width>	For the "32-bit" variant: is the width of the bitfield, in the range 1 to 32-<lsb>. For the "64-bit" variant: is the width of the bitfield, in the range 1 to 64-<lsb>.
<Xd>	Is the 64-bit name of the general-purpose destination register, encoded in the "Rd" field.
<Xn>	Is the 64-bit name of the general-purpose source register, encoded in the "Rn" field.

Operation

The description of [UBFM](#) gives the operational pseudocode for this instruction.

Operational information

If PSTATE.DIT is 1:

- The execution time of this instruction is independent of:

- The values of the data supplied in any of its registers.
 - The values of the NZCV flags.
- The response of this instruction to asynchronous exceptions does not vary based on:
 - The values of the data supplied in any of its registers.
 - The values of the NZCV flags.

Internal version only: aarchmrs v2025-03_rel, pseudocode v2025-03_rel ; Build timestamp: 2025-03-21T17:41

Copyright © 2010-2025 Arm Limited or its affiliates. All rights reserved. This document is Non-Confidential.

UBFM

Unsigned bitfield move

This instruction is usually accessed via one of its aliases, which are always preferred for disassembly.

If <imms> is greater than or equal to <immr>, this copies a bitfield of (<imms>-<immr>+1) bits starting from bit position <immr> in the source register to the least significant bits of the destination register.

If <imms> is less than <immr>, this copies a bitfield of (<imms>+1) bits from the least significant bits of the source register to bit position (regsize-<immr>) of the destination register, where regsize is the destination register size of 32 or 64 bits.

In both cases, the destination bits below and above the bitfield are set to zero.

This instruction is used by the aliases [LSL \(immediate\)](#), [LSR \(immediate\)](#), [UBFIZ](#), [UBFX](#), [UXTB](#), and [UXTH](#).

31	30	29	28	27	26	25	24	23	22	21	20	19	18	17	16	15	14	13	12	11	10	9	8	7	6	5	4	3	2	1	0
sf		1	0	1	0	0	1	1	0	N	immr					imms					Rn					Rd					
opc																															

Encoding for the 32-bit variant

Applies when (sf == 0 && N == 0)

```
UBFM <Wd>, <Wn>, #<immr>, #<imms>
```

Encoding for the 64-bit variant

Applies when (sf == 1 && N == 1)

```
UBFM <Xd>, <Xn>, #<immr>, #<imms>
```

Decode for all variants of this encoding

```
if sf == '1' && N != '1' then EndOfDecode(Decode_UNDEF);
if sf == '0' && (N != '0' || immr<5> != '0' || imms<5> != '0') then EndOfDecode(Decode_UNDEF);

constant integer d = UInt(Rd);
constant integer n = UInt(Rn);
constant integer datasize = 32 << UInt(sf);
constant integer s = UInt(imms);
constant integer r = UInt(immr);

bits(datasize) wmask;
bits(datasize) tmask;
(wmask, tmask) = DecodeBitMasks(N, imms, immr, FALSE, datasize);
```

Assembler Symbols

- <Wd> Is the 32-bit name of the general-purpose destination register, encoded in the "Rd" field.
- <Wn> Is the 32-bit name of the general-purpose source register, encoded in the "Rn" field.
- <immr> For the "32-bit" variant: is the right rotate amount, in the range 0 to 31, encoded in the "immr" field.
For the "64-bit" variant: is the right rotate amount, in the range 0 to 63, encoded in the "immr" field.
- <imms> For the "32-bit" variant: is the leftmost bit number to be moved from the source, in the range 0 to 31, encoded in the "imms" field.
For the "64-bit" variant: is the leftmost bit number to be moved from the source, in the range 0 to 63, encoded in the "imms" field.
- <Xd> Is the 64-bit name of the general-purpose destination register, encoded in the "Rd" field.
- <Xn> Is the 64-bit name of the general-purpose source register, encoded in the "Rn" field.

Alias Conditions

Alias	Of variant	Is preferred when
LSL (immediate)	32-bit	imms != '011111' && UInt(imms) + 1 == UInt(immr)

Alias	Of variant	Is preferred when
LSL (immediate)	64-bit	<code>imms != '111111' && UInt(imms) + 1 == UInt(immr)</code>
LSR (immediate)	32-bit	<code>imms == '011111'</code>
LSR (immediate)	64-bit	<code>imms == '111111'</code>
UBFIZ		<code>UInt(imms) < UInt(immr)</code>
UBFX		<code>BFXPreferred(sf, opc<1>, imms, immr)</code>
UXTB		<code>immr == '000000' && imms == '000111'</code>
UXTH		<code>immr == '000000' && imms == '001111'</code>

Operation

```
constant bits(datasize) src = X[n, datasize];

// Perform bitfield move on low bits
constant bits(datasize) bot = ROR(src, r) AND wmask;

// Combine extension bits and result bits
X[d, datasize] = bot AND tmask;
```

Operational information

If PSTATE.DIT is 1:

- The execution time of this instruction is independent of:
 - The values of the data supplied in any of its registers.
 - The values of the NZCV flags.
- The response of this instruction to asynchronous exceptions does not vary based on:
 - The values of the data supplied in any of its registers.
 - The values of the NZCV flags.

Internal version only: aarchmrs v2025-03_rel, pseudocode v2025-03_rel ; Build timestamp: 2025-03-21T17:41

Copyright © 2010-2025 Arm Limited or its affiliates. All rights reserved. This document is Non-Confidential.

UBFX

Unsigned bitfield extract

This instruction copies a bitfield of <width> bits starting from bit position <lsb> in the source register to the least significant bits of the destination register, and sets destination bits above the bitfield to zero.

This is an alias of [UBFM](#). This means:

- The encodings in this description are named to match the encodings of [UBFM](#).
- The description of [UBFM](#) gives the operational pseudocode, any CONSTRAINED UNPREDICTABLE behavior, and any operational information for this instruction.

31	30	29	28	27	26	25	24	23	22	21	20	19	18	17	16	15	14	13	12	11	10	9	8	7	6	5	4	3	2	1	0
sf	1	0	1	0	0	1	1	0	N	immr						imms						Rn						Rd			
opc																															

Encoding for the 32-bit variant

Applies when (sf == 0 && N == 0)

UBFX <Wd>, <Wn>, #<lsb>, #<width>

is equivalent to

UBFM <Wd>, <Wn>, #<lsb>, #(<lsb>+<width>-1)

and is the preferred disassembly when `BFXPreferred(sf, opc<1>, imms, immr)`.

Encoding for the 64-bit variant

Applies when (sf == 1 && N == 1)

UBFX <Xd>, <Xn>, #<lsb>, #<width>

is equivalent to

UBFM <Xd>, <Xn>, #<lsb>, #(<lsb>+<width>-1)

and is the preferred disassembly when `BFXPreferred(sf, opc<1>, imms, immr)`.

Assembler Symbols

<Wd>	Is the 32-bit name of the general-purpose destination register, encoded in the "Rd" field.
<Wn>	Is the 32-bit name of the general-purpose source register, encoded in the "Rn" field.
<lsb>	For the "32-bit" variant: is the bit number of the lsb of the source bitfield, in the range 0 to 31. For the "64-bit" variant: is the bit number of the lsb of the source bitfield, in the range 0 to 63.
<width>	For the "32-bit" variant: is the width of the bitfield, in the range 1 to 32-<lsb>. For the "64-bit" variant: is the width of the bitfield, in the range 1 to 64-<lsb>.
<Xd>	Is the 64-bit name of the general-purpose destination register, encoded in the "Rd" field.
<Xn>	Is the 64-bit name of the general-purpose source register, encoded in the "Rn" field.

Operation

The description of [UBFM](#) gives the operational pseudocode for this instruction.

Operational information

If PSTATE.DIT is 1:

- The execution time of this instruction is independent of:

- The values of the data supplied in any of its registers.
 - The values of the NZCV flags.
- The response of this instruction to asynchronous exceptions does not vary based on:
 - The values of the data supplied in any of its registers.
 - The values of the NZCV flags.

Internal version only: aarchmrs v2025-03_rel, pseudocode v2025-03_rel ; Build timestamp: 2025-03-21T17:41

Copyright © 2010-2025 Arm Limited or its affiliates. All rights reserved. This document is Non-Confidential.

UDF

Permanently undefined

This instruction generates an Undefined Instruction exception (*ESR_ELx*.EC = 0b0000000). The encodings for UDF used in this section are defined as permanently UNDEFINED.

31	30	29	28	27	26	25	24	23	22	21	20	19	18	17	16	15	14	13	12	11	10	9	8	7	6	5	4	3	2	1	0
0	0	0	0	0	0	0	0	0	0	0	0	0	0	0	0	imm16															

Encoding

UDF #<imm>

Decode for this encoding

```
// The imm16 field is ignored by hardware.  
EndOfDecode(Decode\_UNDEF);
```

Assembler Symbols

<imm> is a 16-bit unsigned immediate, in the range 0 to 65535, encoded in the "imm16" field. The PE ignores the value of this constant.

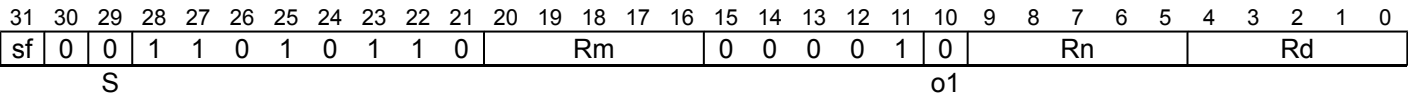
Operation

```
// No operation.
```

UDIV

Unsigned divide

This instruction divides the first unsigned source register value by the second unsigned source register value, and writes the result to the destination register. Dividing by zero writes the value zero to the destination register. The condition flags are not affected.



Encoding for the 32-bit variant

Applies when (sf == 0)

UDIV <Wd>, <Wn>, <Wm>

Encoding for the 64-bit variant

Applies when (sf == 1)

UDIV <Xd>, <Xn>, <Xm>

Decode for all variants of this encoding

```
constant integer d = UInt(Rd);
constant integer n = UInt(Rn);
constant integer m = UInt(Rm);
constant integer datasize = 32 << UInt(sf);
```

Assembler Symbols

- <Wd> Is the 32-bit name of the general-purpose destination register, encoded in the "Rd" field.
- <Wn> Is the 32-bit name of the first general-purpose source register, encoded in the "Rn" field.
- <Wm> Is the 32-bit name of the second general-purpose source register, encoded in the "Rm" field.
- <Xd> Is the 64-bit name of the general-purpose destination register, encoded in the "Rd" field.
- <Xn> Is the 64-bit name of the first general-purpose source register, encoded in the "Rn" field.
- <Xm> Is the 64-bit name of the second general-purpose source register, encoded in the "Rm" field.

Operation

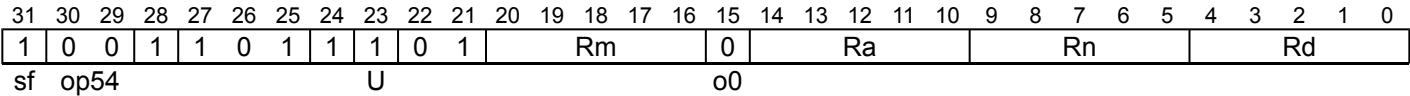
```
constant bits(datasize) operand1 = X[n, datasize];
constant bits(datasize) operand2 = X[m, datasize];
constant integer dividend = UInt(operand1);
constant integer divisor = UInt(operand2);
integer result;
if divisor == 0 then
    result = 0;
else
    result = dividend DIV divisor;
X[d, datasize] = result<datasize-1:0>;
```


UMADDL

Unsigned multiply-add long

This instruction multiplies two 32-bit register values, adds a 64-bit register value, and writes the result to the 64-bit destination register.

This instruction is used by the alias [UMULL](#).



Encoding

UMADDL <Xd>, <Wn>, <Wm>, <Xa>

Decode for this encoding

```
constant integer d = UInt(Rd);
constant integer n = UInt(Rn);
constant integer m = UInt(Rm);
constant integer a = UInt(Ra);
```

Assembler Symbols

- <Xd> Is the 64-bit name of the general-purpose destination register, encoded in the "Rd" field.
- <Wn> Is the 32-bit name of the first general-purpose source register holding the multiplicand, encoded in the "Rn" field.
- <Wm> Is the 32-bit name of the second general-purpose source register holding the multiplier, encoded in the "Rm" field.
- <Xa> Is the 64-bit name of the third general-purpose source register holding the addend, encoded in the "Ra" field.

Alias Conditions

Alias	Is preferred when
UMULL	Ra == '11111'

Operation

```
constant bits(32) operand1 = X[n, 32];
constant bits(32) operand2 = X[m, 32];
constant bits(64) operand3 = X[a, 64];

constant integer result = UInt(operand3) + (UInt(operand1) * UInt(operand2));
X[d, 64] = result<63:0>;
```

Operational information

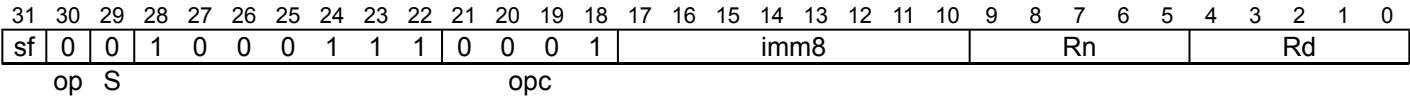
- If PSTATE.DIT is 1:
- The execution time of this instruction is independent of:
 - The values of the data supplied in any of its registers.
 - The values of the NZCV flags.
 - The response of this instruction to asynchronous exceptions does not vary based on:
 - The values of the data supplied in any of its registers.
 - The values of the NZCV flags.

UMAX (immediate)

Unsigned maximum (immediate)

This instruction determines the unsigned maximum of the source register value and immediate, and writes the result to the destination register.

Integer (FEAT_CSSC)



Encoding for the 32-bit variant

Applies when (sf == 0)

```
UMAX <Wd>, <Wn>, #<uimm>
```

Encoding for the 64-bit variant

Applies when (sf == 1)

```
UMAX <Xd>, <Xn>, #<uimm>
```

Decode for all variants of this encoding

```
if !IsFeatureImplemented(FEAT_CSSC) then EndOfDecode(Decode_UNDEF);
constant integer d = UInt(Rd);
constant integer n = UInt(Rn);
constant integer datasize = 32 << UInt(sf);
constant integer imm = UInt(imm8);
```

Assembler Symbols

- <Wd> Is the 32-bit name of the general-purpose destination register, encoded in the "Rd" field.
- <Wn> Is the 32-bit name of the general-purpose source register, encoded in the "Rn" field.
- <uimm> Is an unsigned immediate, in the range 0 to 255, encoded in the "imm8" field.
- <Xd> Is the 64-bit name of the general-purpose destination register, encoded in the "Rd" field.
- <Xn> Is the 64-bit name of the general-purpose source register, encoded in the "Rn" field.

Operation

```
constant bits(datasize) operand1 = X[n, datasize];
constant integer result = Max(UInt(operand1), imm);
X[d, datasize] = result<datasize-1:0>;
```

Operational information

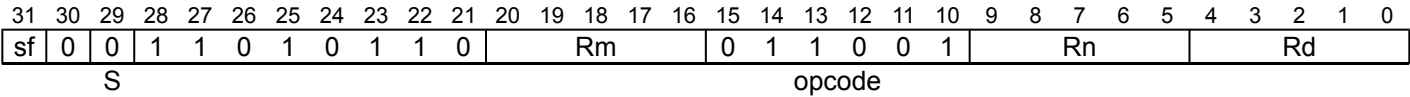
- If PSTATE.DIT is 1:
- The execution time of this instruction is independent of:
 - The values of the data supplied in any of its registers.
 - The values of the NZCV flags.
 - The response of this instruction to asynchronous exceptions does not vary based on:
 - The values of the data supplied in any of its registers.
 - The values of the NZCV flags.

UMAX (register)

Unsigned maximum (register)

This instruction determines the unsigned maximum of the two source register values and writes the result to the destination register.

Integer (FEAT_CSSC)



Encoding for the 32-bit variant

Applies when (sf == 0)

UMAX <Wd>, <Wn>, <Wm>

Encoding for the 64-bit variant

Applies when (sf == 1)

UMAX <Xd>, <Xn>, <Xm>

Decode for all variants of this encoding

```
if !IsFeatureImplemented(FEAT_CSSC) then EndOfDecode(Decode_UNDEF);
constant integer d = UInt(Rd);
constant integer n = UInt(Rn);
constant integer m = UInt(Rm);
constant integer datasize = 32 << UInt(sf);
```

Assembler Symbols

- <Wd> Is the 32-bit name of the general-purpose destination register, encoded in the "Rd" field.
- <Wn> Is the 32-bit name of the first general-purpose source register, encoded in the "Rn" field.
- <Wm> Is the 32-bit name of the second general-purpose source register, encoded in the "Rm" field.
- <Xd> Is the 64-bit name of the general-purpose destination register, encoded in the "Rd" field.
- <Xn> Is the 64-bit name of the first general-purpose source register, encoded in the "Rn" field.
- <Xm> Is the 64-bit name of the second general-purpose source register, encoded in the "Rm" field.

Operation

```
constant bits(datasize) operand1 = X[n, datasize];
constant bits(datasize) operand2 = X[m, datasize];
constant integer result = Max(UInt(operand1), UInt(operand2));
X[d, datasize] = result<datasize-1:0>;
```

Operational information

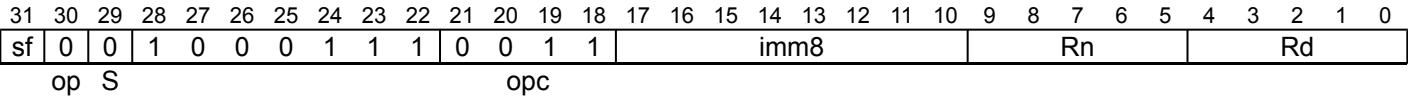
- If PSTATE.DIT is 1:
- The execution time of this instruction is independent of:
 - The values of the data supplied in any of its registers.
 - The values of the NZCV flags.
 - The response of this instruction to asynchronous exceptions does not vary based on:
 - The values of the data supplied in any of its registers.
 - The values of the NZCV flags.

UMIN (immediate)

Unsigned minimum (immediate)

This instruction determines the unsigned minimum of the source register value and immediate, and writes the result to the destination register.

Integer (FEAT_CSSC)



Encoding for the 32-bit variant

Applies when (sf == 0)

```
UMIN <Wd>, <Wn>, #<uimm>
```

Encoding for the 64-bit variant

Applies when (sf == 1)

```
UMIN <Xd>, <Xn>, #<uimm>
```

Decode for all variants of this encoding

```
if !IsFeatureImplemented(FEAT_CSSC) then EndOfDecode(Decode_UNDEF);
constant integer d = UInt(Rd);
constant integer n = UInt(Rn);
constant integer datasize = 32 << UInt(sf);
constant integer imm = UInt(imm8);
```

Assembler Symbols

- <Wd> Is the 32-bit name of the general-purpose destination register, encoded in the "Rd" field.
- <Wn> Is the 32-bit name of the general-purpose source register, encoded in the "Rn" field.
- <uimm> Is an unsigned immediate, in the range 0 to 255, encoded in the "imm8" field.
- <Xd> Is the 64-bit name of the general-purpose destination register, encoded in the "Rd" field.
- <Xn> Is the 64-bit name of the general-purpose source register, encoded in the "Rn" field.

Operation

```
constant bits(datasize) operand1 = X[n, datasize];
constant integer result = Min(UInt(operand1), imm);
X[d, datasize] = result<datasize-1:0>;
```

Operational information

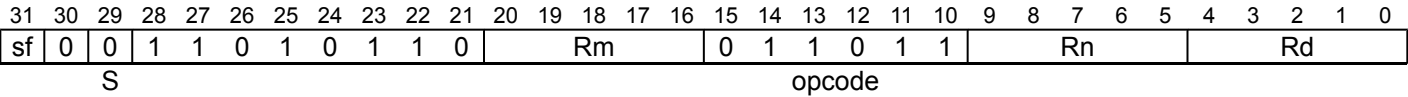
- If PSTATE.DIT is 1:
- The execution time of this instruction is independent of:
 - The values of the data supplied in any of its registers.
 - The values of the NZCV flags.
 - The response of this instruction to asynchronous exceptions does not vary based on:
 - The values of the data supplied in any of its registers.
 - The values of the NZCV flags.

UMIN (register)

Unsigned minimum (register)

This instruction determines the unsigned minimum of the two source register values and writes the result to the destination register.

Integer (FEAT_CSSC)



Encoding for the 32-bit variant

Applies when (sf == 0)

UMIN <Wd>, <Wn>, <Wm>

Encoding for the 64-bit variant

Applies when (sf == 1)

UMIN <Xd>, <Xn>, <Xm>

Decode for all variants of this encoding

```
if !IsFeatureImplemented(FEAT_CSSC) then EndOfDecode(Decode_UNDEF);
constant integer d = UInt(Rd);
constant integer n = UInt(Rn);
constant integer m = UInt(Rm);
constant integer datasize = 32 << UInt(sf);
```

Assembler Symbols

- <Wd> Is the 32-bit name of the general-purpose destination register, encoded in the "Rd" field.
- <Wn> Is the 32-bit name of the first general-purpose source register, encoded in the "Rn" field.
- <Wm> Is the 32-bit name of the second general-purpose source register, encoded in the "Rm" field.
- <Xd> Is the 64-bit name of the general-purpose destination register, encoded in the "Rd" field.
- <Xn> Is the 64-bit name of the first general-purpose source register, encoded in the "Rn" field.
- <Xm> Is the 64-bit name of the second general-purpose source register, encoded in the "Rm" field.

Operation

```
constant bits(datasize) operand1 = X[n, datasize];
constant bits(datasize) operand2 = X[m, datasize];
constant integer result = Min(UInt(operand1), UInt(operand2));
X[d, datasize] = result<datasize-1:0>;
```

Operational information

- If PSTATE.DIT is 1:
- The execution time of this instruction is independent of:
 - The values of the data supplied in any of its registers.
 - The values of the NZCV flags.
 - The response of this instruction to asynchronous exceptions does not vary based on:
 - The values of the data supplied in any of its registers.
 - The values of the NZCV flags.

UMNEGL

Unsigned multiply-negate long

This instruction multiplies two 32-bit register values, negates the product, and writes the result to the 64-bit destination register.

This is an alias of [UMSUBL](#). This means:

- The encodings in this description are named to match the encodings of [UMSUBL](#).
- The description of [UMSUBL](#) gives the operational pseudocode, any CONSTRAINED UNPREDICTABLE behavior, and any operational information for this instruction.

31	30	29	28	27	26	25	24	23	22	21	20	19	18	17	16	15	14	13	12	11	10	9	8	7	6	5	4	3	2	1	0
1	0	0	1	1	0	1	1	1	0	1	Rm					1	1	1	1	1	1	Rn					Rd				
sf				op54				U								o0				Ra											

Encoding

UMNEGL <Xd>, <Wn>, <Wm>

is equivalent to

[UMSUBL](#) <Xd>, <Wn>, <Wm>, XZR

and is always the preferred disassembly.

Assembler Symbols

- <Xd> Is the 64-bit name of the general-purpose destination register, encoded in the "Rd" field.
- <Wn> Is the 32-bit name of the first general-purpose source register holding the multiplicand, encoded in the "Rn" field.
- <Wm> Is the 32-bit name of the second general-purpose source register holding the multiplier, encoded in the "Rm" field.

Operation

The description of [UMSUBL](#) gives the operational pseudocode for this instruction.

Operational information

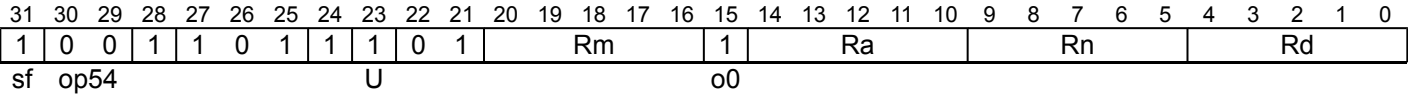
- If PSTATE.DIT is 1:
- The execution time of this instruction is independent of:
 - The values of the data supplied in any of its registers.
 - The values of the NZCV flags.
 - The response of this instruction to asynchronous exceptions does not vary based on:
 - The values of the data supplied in any of its registers.
 - The values of the NZCV flags.

UMSUBL

Unsigned multiply-subtract long

This instruction multiplies two 32-bit register values, subtracts the product from a 64-bit register value, and writes the result to the 64-bit destination register.

This instruction is used by the alias [UMNEGL](#).



Encoding

UMSUBL <Xd>, <Wn>, <Wm>, <Xa>

Decode for this encoding

```
constant integer d = UInt(Rd);
constant integer n = UInt(Rn);
constant integer m = UInt(Rm);
constant integer a = UInt(Ra);
```

Assembler Symbols

- <Xd> Is the 64-bit name of the general-purpose destination register, encoded in the "Rd" field.
- <Wn> Is the 32-bit name of the first general-purpose source register holding the multiplicand, encoded in the "Rn" field.
- <Wm> Is the 32-bit name of the second general-purpose source register holding the multiplier, encoded in the "Rm" field.
- <Xa> Is the 64-bit name of the third general-purpose source register holding the minuend, encoded in the "Ra" field.

Alias Conditions

Alias	Is preferred when
UMNEGL	Ra == '11111'

Operation

```
constant bits(32) operand1 = X[n, 32];
constant bits(32) operand2 = X[m, 32];
constant bits(64) operand3 = X[a, 64];

constant integer result = UInt(operand3) - (UInt(operand1) * UInt(operand2));
X[d, 64] = result<63:0>;
```

Operational information

- If PSTATE.DIT is 1:
- The execution time of this instruction is independent of:
 - The values of the data supplied in any of its registers.
 - The values of the NZCV flags.
 - The response of this instruction to asynchronous exceptions does not vary based on:
 - The values of the data supplied in any of its registers.
 - The values of the NZCV flags.

UMULH

Unsigned multiply high

This instruction multiplies two 64-bit register values, and writes bits[127:64] of the 128-bit result to the 64-bit destination register.

31	30	29	28	27	26	25	24	23	22	21	20	19	18	17	16	15	14	13	12	11	10	9	8	7	6	5	4	3	2	1	0
1	0	0	1	1	0	1	1	1	1	0	Rm					0	(1)	(1)	(1)	(1)	(1)	Rn					Rd				
sf				op54				U				o0				Ra															

Encoding

UMULH <Xd>, <Xn>, <Xm>

Decode for this encoding

```
constant integer d = UInt(Rd);
constant integer n = UInt(Rn);
constant integer m = UInt(Rm);
```

Assembler Symbols

- <Xd>
- Is the 64-bit name of the general-purpose destination register, encoded in the "Rd" field.
- <Xn>
- Is the 64-bit name of the first general-purpose source register holding the multiplicand, encoded in the "Rn" field.
- <Xm>
- Is the 64-bit name of the second general-purpose source register holding the multiplier, encoded in the "Rm" field.

Operation

```
constant bits(64) operand1 = X[n, 64];
constant bits(64) operand2 = X[m, 64];

constant integer result = UInt(operand1) * UInt(operand2);

X[d, 64] = result<127:64>;
```

Operational information

- If PSTATE.DIT is 1:
- The execution time of this instruction is independent of:
 - The values of the data supplied in any of its registers.
 - The values of the NZCV flags.
 - The response of this instruction to asynchronous exceptions does not vary based on:
 - The values of the data supplied in any of its registers.
 - The values of the NZCV flags.

UMULL

Unsigned multiply long

This instruction multiplies two 32-bit register values, and writes the result to the 64-bit destination register.

This is an alias of [UMADDL](#). This means:

- The encodings in this description are named to match the encodings of [UMADDL](#).
- The description of [UMADDL](#) gives the operational pseudocode, any CONSTRAINED UNPREDICTABLE behavior, and any operational information for this instruction.

31	30	29	28	27	26	25	24	23	22	21	20	19	18	17	16	15	14	13	12	11	10	9	8	7	6	5	4	3	2	1	0
1	0	0	1	1	0	1	1	1	0	1	Rm				0	1	1	1	1	1	Rn				Rd						
sf				op54				U				o0				Ra															

Encoding

UMULL <Xd>, <Wn>, <Wm>

is equivalent to

UMADDL <Xd>, <Wn>, <Wm>, XZR

and is always the preferred disassembly.

Assembler Symbols

- <Xd> Is the 64-bit name of the general-purpose destination register, encoded in the "Rd" field.
- <Wn> Is the 32-bit name of the first general-purpose source register holding the multiplicand, encoded in the "Rn" field.
- <Wm> Is the 32-bit name of the second general-purpose source register holding the multiplier, encoded in the "Rm" field.

Operation

The description of [UMADDL](#) gives the operational pseudocode for this instruction.

Operational information

If PSTATE.DIT is 1:

- The execution time of this instruction is independent of:
 - The values of the data supplied in any of its registers.
 - The values of the NZCV flags.
- The response of this instruction to asynchronous exceptions does not vary based on:
 - The values of the data supplied in any of its registers.
 - The values of the NZCV flags.

Internal version only: aarchmrs v2025-03_rel, pseudocode v2025-03_rel ; Build timestamp: 2025-03-21T17:41

Copyright © 2010-2025 Arm Limited or its affiliates. All rights reserved. This document is Non-Confidential.

UXTB

Unsigned extend byte

This instruction extracts an 8-bit value from a register, zero-extends it to the size of the register, and writes the result to the destination register.

This is an alias of [UBFM](#). This means:

- The encodings in this description are named to match the encodings of [UBFM](#).
- The description of [UBFM](#) gives the operational pseudocode, any CONSTRAINED UNPREDICTABLE behavior, and any operational information for this instruction.

31	30	29	28	27	26	25	24	23	22	21	20	19	18	17	16	15	14	13	12	11	10	9	8	7	6	5	4	3	2	1	0
0	1	0	1	0	0	1	1	0	0	0	0	0	0	0	0	0	0	0	1	1	1	Rn				Rd					
sf		opc		N						immr						imms															

Encoding for the 32-bit variant

UXTB <Wd>, <Wn>

is equivalent to

[UBFM](#) <Wd>, <Wn>, #0, #7

and is always the preferred disassembly.

Assembler Symbols

- <Wd>
- Is the 32-bit name of the general-purpose destination register, encoded in the "Rd" field.
- <Wn>
- Is the 32-bit name of the general-purpose source register, encoded in the "Rn" field.

Operation

The description of [UBFM](#) gives the operational pseudocode for this instruction.

Operational information

If PSTATE.DIT is 1:

- The execution time of this instruction is independent of:
 - The values of the data supplied in any of its registers.
 - The values of the NZCV flags.
- The response of this instruction to asynchronous exceptions does not vary based on:
 - The values of the data supplied in any of its registers.
 - The values of the NZCV flags.

UXTH

Unsigned extend halfword

This instruction extracts a 16-bit value from a register, zero-extends it to the size of the register, and writes the result to the destination register.

This is an alias of [UBFM](#). This means:

- The encodings in this description are named to match the encodings of [UBFM](#).
- The description of [UBFM](#) gives the operational pseudocode, any CONSTRAINED UNPREDICTABLE behavior, and any operational information for this instruction.

31	30	29	28	27	26	25	24	23	22	21	20	19	18	17	16	15	14	13	12	11	10	9	8	7	6	5	4	3	2	1	0
0	1	0	1	0	0	1	1	0	0	0	0	0	0	0	0	0	0	1	1	1	1	Rn				Rd					
sf		opc		N						immr						imms															

Encoding for the 32-bit variant

UXTH <Wd>, <Wn>

is equivalent to

[UBFM](#) <Wd>, <Wn>, #0, #15

and is always the preferred disassembly.

Assembler Symbols

- <Wd>
- Is the 32-bit name of the general-purpose destination register, encoded in the "Rd" field.
- <Wn>
- Is the 32-bit name of the general-purpose source register, encoded in the "Rn" field.

Operation

The description of [UBFM](#) gives the operational pseudocode for this instruction.

Operational information

If PSTATE.DIT is 1:

- The execution time of this instruction is independent of:
 - The values of the data supplied in any of its registers.
 - The values of the NZCV flags.
- The response of this instruction to asynchronous exceptions does not vary based on:
 - The values of the data supplied in any of its registers.
 - The values of the NZCV flags.

WFE

Wait for event

This instruction is a hint instruction that indicates that the PE can enter a low-power state and remain there until a wakeup event occurs. Wakeup events include the event signaled as a result of executing the SEV instruction on any PE in the multiprocessor system. For more information, see [Wait For Event mechanism and Send event](#).

As described in [Wait For Event mechanism and Send event](#), the execution of a WFE instruction that would otherwise cause entry to a low-power state can be trapped to a higher Exception level.

31	30	29	28	27	26	25	24	23	22	21	20	19	18	17	16	15	14	13	12	11	10	9	8	7	6	5	4	3	2	1	0
1	1	0	1	0	1	0	1	0	0	0	0	0	0	1	1	0	0	1	0	0	0	0	0	0	1	0	1	1	1	1	1
												CRm				op2															

Encoding

WFE

Decode for this encoding

// Empty.

Operation

[Hint_WFE\(\)](#) ;

Internal version only: aarchmrs v2025-03_rel, pseudocode v2025-03_rel ; Build timestamp: 2025-03-21T17:41

Copyright © 2010-2025 Arm Limited or its affiliates. All rights reserved. This document is Non-Confidential.

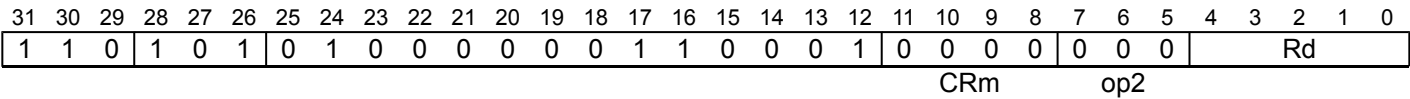
WFET

Wait for event with timeout

This instruction is a hint instruction that indicates that the PE can enter a low-power state and remain there until either a local timeout event or a wakeup event occurs. Wakeup events include the event signaled as a result of executing the SEV instruction on any PE in the multiprocessor system. For more information, see *Wait For Event mechanism and Send event*.

As described in *Wait For Event mechanism and Send event*, the execution of a WFET instruction that would otherwise cause entry to a low-power state can be trapped to a higher Exception level.

System
(FEAT_WFxFt)



Encoding

WFET <Xt>

Decode for this encoding

```
if !IsFeatureImplemented(FEAT_WFxFt) then EndOfDecode(Decode_UNDEF);  
constant integer d = UInt(Rd);
```

Assembler Symbols

<Xt> Is the 64-bit name of the general-purpose source register, encoded in the "Rd" field.

Operation

```
constant integer localtimeout = UInt(X[d, 64]);  
if Halted() && ConstrainUnpredictableBool(Unpredictable_WFxFtDEBUG) then  
    ExecuteAsNOP();  
Hint_WFET(localtimeout);
```

WFI

Wait for interrupt

This instruction is a hint instruction that indicates that the PE can enter a low-power state and remain there until a wakeup event occurs. For more information, see *Wait For Interrupt*.
As described in *Wait For Interrupt*, the execution of a WFI instruction that would otherwise cause entry to a low-power state can be trapped to a higher Exception level.

31	30	29	28	27	26	25	24	23	22	21	20	19	18	17	16	15	14	13	12	11	10	9	8	7	6	5	4	3	2	1	0
1	1	0	1	0	1	0	1	0	0	0	0	0	0	1	1	0	0	1	0	0	0	0	0	0	0	1	1	1	1	1	1
												CRm				op2															

Encoding

WFI

Decode for this encoding

// Empty.

Operation

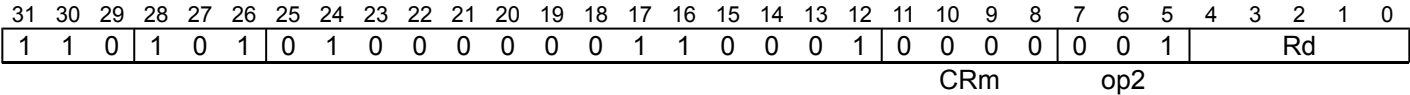
`Hint_WFI();`

WFIT

Wait for interrupt with timeout

This instruction is a hint instruction that indicates that the PE can enter a low-power state and remain there until either a local timeout event or a wakeup event occurs. For more information, see [Wait For Interrupt](#).
As described in [Wait For Interrupt](#), the execution of a `WFIT` instruction that would otherwise cause entry to a low-power state can be trapped to a higher Exception level.

System
(FEAT_WFXT)



Encoding

WFIT <Xt>

Decode for this encoding

```
if !IsFeatureImplemented(FEAT_WFXT) then EndOfDecode(Decode_UNDEF);  
constant integer d = UInt(Rd);
```

Assembler Symbols

<Xt> Is the 64-bit name of the general-purpose source register, encoded in the "Rd" field.

Operation

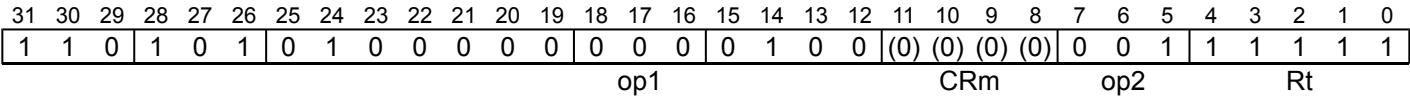
```
constant integer localtimeout = UInt(X[d, 64]);  
if Halted() && ConstrainUnpredictableBool(Unpredictable_WFXTDEBUG) then  
    ExecuteAsNOP();  
Hint_WFIT(localtimeout);
```

XAFLAG

Convert floating-point condition flags from external format to Arm format

This instruction converts the state of the PSTATE.{N,Z,C,V} flags from an alternative representation required by some software to a form representing the result of an Arm floating-point scalar compare instruction.

System (FEAT_FlagM2)



Encoding

XAFLAG

Decode for this encoding

```
if !IsFeatureImplemented(FEAT_FlagM2) then EndOfDecode(Decode_UNDEF);
```

Operation

```
constant bit n = NOT(PSTATE.C) AND NOT(PSTATE.Z);
constant bit z = PSTATE.Z AND PSTATE.C;
constant bit c = PSTATE.C OR PSTATE.Z;
constant bit v = NOT(PSTATE.C) AND PSTATE.Z;

PSTATE.N = n;
PSTATE.Z = z;
PSTATE.C = c;
PSTATE.V = v;
```

XPACD, XPACI, XPACLRI

Strip Pointer Authentication Code

This instruction removes the Pointer Authentication Code from an address. The address is in the specified general-purpose register for XPACI and XPACD, and is in LR for XPACLRI.

The XPACD instruction is used for data addresses, and XPACI and XPACLRI are used for instruction addresses.

It has encodings from 2 classes: [Integer](#) and [System](#)

Integer (FEAT_PAuth)

31	30	29	28	27	26	25	24	23	22	21	20	19	18	17	16	15	14	13	12	11	10	9	8	7	6	5	4	3	2	1	0
1	1	0	1	1	0	1	0	1	1	0	0	0	0	0	1	0	1	0	0	0	D	1	1	1	1	1	Rd				
sf		S		opcode2																		Rn									

Encoding for the XPACD variant

Applies when (D == 1)

XPACD <Xd>

Encoding for the XPACI variant

Applies when (D == 0)

XPACI <Xd>

Decode for all variants of this encoding

```
if !IsFeatureImplemented(FEAT_PAuth) then EndOfDecode(Decode_UNDEF);
constant integer d = UInt(Rd);
constant boolean data = (D == '1');
```

System (FEAT_PAuth)

31	30	29	28	27	26	25	24	23	22	21	20	19	18	17	16	15	14	13	12	11	10	9	8	7	6	5	4	3	2	1	0			
1	1	0	1	0	1	0	1	0	0	0	0	0	0	1	1	0	0	1	0	0	0	0	0	1	1	1	1	1	1	1	1			
																				CRm					op2									

Encoding

XPACLRI

Decode for this encoding

```
if !IsFeatureImplemented(FEAT_PAuth) then EndOfDecode(Decode_NOP);
constant integer d = 30;
constant boolean data = FALSE;
```

Assembler Symbols

<Xd> Is the 64-bit name of the general-purpose destination register, encoded in the "Rd" field.

Operation

```
X[d, 64] = Strip(X[d, 64], data);
```


YIELD

Yield

This instruction is a hint instruction. Software with a multithreading capability can use a `YIELD` instruction to indicate to the PE that it is performing a task, for example a spin-lock, that could be swapped out to improve overall system performance. The PE can use this hint to suspend and resume multiple software threads if it supports the capability.

For more information about the recommended use of this instruction, see [The YIELD instruction](#).

31	30	29	28	27	26	25	24	23	22	21	20	19	18	17	16	15	14	13	12	11	10	9	8	7	6	5	4	3	2	1	0
1	1	0	1	0	1	0	1	0	0	0	0	0	0	1	1	0	0	1	0	0	0	0	0	0	0	0	1	1	1	1	1
												CRm				op2															

Encoding

YIELD

Decode for this encoding

// Empty.

Operation

`Hint_Yield();`

A64 -- SIMD and Floating-point Instructions (alphabetic order)

[ABS](#): Absolute value (vector).

[ADD \(vector\)](#): Add (vector).

[ADDHN, ADDHN2](#): Add returning high narrow.

[ADDP \(scalar\)](#): Add pair of elements (scalar).

[ADDP \(vector\)](#): Add pairwise (vector).

[ADDV](#): Add across vector.

[AESD](#): AES single round decryption.

[AESE](#): AES single round encryption.

[AESIMC](#): AES inverse mix columns.

[AESMC](#): AES mix columns.

[AND \(vector\)](#): Bitwise AND (vector).

[BCAX](#): Bit clear and exclusive-OR.

[BF1CVTL, BF1CVTL2, BF2CVTL, BF2CVTL2](#): 8-bit floating-point convert to BFloat16 (vector).

[BFCVT](#): Floating-point convert from single-precision to BFloat16 format (scalar).

[BFCVTN, BFCVTN2](#): Floating-point convert from single-precision to BFloat16 format (vector).

[BFDOT \(by element\)](#): BFloat16 floating-point dot product (vector, by element).

[BFDOT \(vector\)](#): BFloat16 floating-point dot product (vector).

[BFMLALB, BFMLALT \(by element\)](#): BFloat16 floating-point widening multiply-add long (by element).

[BFMLALB, BFMLALT \(vector\)](#): BFloat16 floating-point widening multiply-add long (vector).

[BFMMLA \(widening\)](#): BFloat16 matrix multiply-accumulate to single-precision.

[BIC \(vector, immediate\)](#): Bitwise bit clear (vector, immediate).

[BIC \(vector, register\)](#): Bitwise bit clear (vector, register).

[BIF](#): Bitwise insert if false.

[BIT](#): Bitwise insert if true.

[BSL](#): Bitwise select.

[CLS \(vector\)](#): Count leading sign bits (vector).

[CLZ \(vector\)](#): Count leading zero bits (vector).

[CMEQ \(register\)](#): Compare bitwise equal (vector).

[CMEQ \(zero\)](#): Compare bitwise equal to zero (vector).

[CMGE \(register\)](#): Compare signed greater than or equal (vector).

[CMGE \(zero\)](#): Compare signed greater than or equal to zero (vector).

[CMGT \(register\)](#): Compare signed greater than (vector).

[CMGT \(zero\)](#): Compare signed greater than zero (vector).

[CMHI \(register\)](#): Compare unsigned higher (vector).

[CMHS \(register\)](#): Compare unsigned higher or same (vector).

[CMLE \(zero\)](#): Compare signed less than or equal to zero (vector).

[CMLT \(zero\)](#): Compare signed less than zero (vector).

[CMTST](#): Compare bitwise test bits nonzero (vector).

[CNT](#): Population count per byte.

[DUP \(element\)](#): Duplicate vector element to vector or scalar.

[DUP \(general\)](#): Duplicate general-purpose register to vector.

[EOR \(vector\)](#): Bitwise exclusive-OR (vector).

[EOR3](#): Three-way exclusive-OR.

[EXT](#): Extract vector from pair of vectors.

[F1CVTL, F1CVTL2, F2CVTL, F2CVTL2](#): 8-bit floating-point convert to half-precision (vector).

[FABD](#): Floating-point absolute difference (vector).

[FABS \(scalar\)](#): Floating-point absolute value (scalar).

[FABS \(vector\)](#): Floating-point absolute value (vector).

[FACGE](#): Floating-point absolute compare greater than or equal (vector).

[FACGT](#): Floating-point absolute compare greater than (vector).

[FADD \(scalar\)](#): Floating-point add (scalar).

[FADD \(vector\)](#): Floating-point add (vector).

[FADDP \(scalar\)](#): Floating-point add pair of elements (scalar).

[FADDP \(vector\)](#): Floating-point add pairwise (vector).

[FAMAX](#): Floating-point absolute maximum.

[FAMIN](#): Floating-point absolute minimum.

[FCADD](#): Floating-point complex add.

[FCCMP](#): Floating-point conditional quiet compare (scalar).

[FCCMPE](#): Floating-point conditional signaling compare (scalar).

[FCMEQ \(register\)](#): Floating-point compare equal (vector).

[FCMEQ \(zero\)](#): Floating-point compare equal to zero (vector).

[FCMGE \(register\)](#): Floating-point compare greater than or equal (vector).

[FCMGE \(zero\)](#): Floating-point compare greater than or equal to zero (vector).

[FCMGT \(register\)](#): Floating-point compare greater than (vector).

[FCMGT \(zero\)](#): Floating-point compare greater than zero (vector).

[FCMLA](#): Floating-point complex multiply accumulate.

[FCMLA \(by element\)](#): Floating-point complex multiply accumulate (by element).

[FCMLE \(zero\)](#): Floating-point compare less than or equal to zero (vector).

[FCMLT \(zero\)](#): Floating-point compare less than zero (vector).

[FCMP](#): Floating-point quiet compare (scalar).

[FCMPE](#): Floating-point signaling compare (scalar).

[FCSEL](#): Floating-point conditional select (scalar).

[FCVT](#): Floating-point convert precision (scalar).

[FCVTAS \(scalar SIMD&FP\)](#): Floating-point convert to signed integer, rounding to nearest with ties to away (scalar SIMD&FP).

[FCVTAS \(scalar\)](#): Floating-point convert to signed integer, rounding to nearest with ties to away (scalar).

[FCVTAS \(vector\)](#): Floating-point convert to signed integer, rounding to nearest with ties to away (vector).

[FCVTAU \(scalar SIMD&FP\)](#): Floating-point convert to unsigned integer, rounding to nearest with ties to away (scalar SIMD&FP).

[FCVTAU \(scalar\)](#): Floating-point convert to unsigned integer, rounding to nearest with ties to away (scalar).

[FCVTAU \(vector\)](#): Floating-point convert to unsigned integer, rounding to nearest with ties to away (vector).

[FCVTL](#), [FCVTL2](#): Floating-point convert to higher precision long (vector).

[FCVTMS \(scalar SIMD&FP\)](#): Floating-point convert to signed integer, rounding toward minus infinity (scalar SIMD&FP).

[FCVTMS \(scalar\)](#): Floating-point convert to signed integer, rounding toward minus infinity (scalar).

[FCVTMS \(vector\)](#): Floating-point convert to signed integer, rounding toward minus infinity (vector).

[FCVTMU \(scalar SIMD&FP\)](#): Floating-point convert to unsigned integer, rounding toward minus infinity (scalar SIMD&FP).

[FCVTMU \(scalar\)](#): Floating-point convert to unsigned integer, rounding toward minus infinity (scalar).

[FCVTMU \(vector\)](#): Floating-point convert to unsigned integer, rounding toward minus infinity (vector).

[FCVTN \(half-precision to 8-bit floating-point\)](#): Half-precision to 8-bit floating-point convert and narrow (vector).

[FCVTN](#), [FCVTN2 \(double to single-precision, single to half-precision\)](#): Floating-point convert to lower precision narrow (vector).

[FCVTN](#), [FCVTN2 \(single-precision to 8-bit floating-point\)](#): Single-precision to 8-bit floating-point convert and narrow (vector).

[FCVTNS \(scalar SIMD&FP\)](#): Floating-point convert to signed integer, rounding to nearest with ties to even (scalar SIMD&FP).

[FCVTNS \(scalar\)](#): Floating-point convert to signed integer, rounding to nearest with ties to even (scalar).

[FCVTNS \(vector\)](#): Floating-point convert to signed integer, rounding to nearest with ties to even (vector).

[FCVTNU \(scalar SIMD&FP\)](#): Floating-point convert to unsigned integer, rounding to nearest with ties to even (scalar SIMD&FP).

[FCVTNU \(scalar\)](#): Floating-point convert to unsigned integer, rounding to nearest with ties to even (scalar).

[FCVTNU \(vector\)](#): Floating-point convert to unsigned integer, rounding to nearest with ties to even (vector).

[FCVTPS \(scalar SIMD&FP\)](#): Floating-point convert to signed integer, rounding toward plus infinity (scalar SIMD&FP).

[FCVTPS \(scalar\)](#): Floating-point convert to signed integer, rounding toward plus infinity (scalar).

[FCVTPS \(vector\)](#): Floating-point convert to signed integer, rounding toward plus infinity (vector).

[FCVTPU \(scalar SIMD&FP\)](#): Floating-point convert to unsigned integer, rounding toward plus infinity (scalar SIMD&FP).

[FCVTPU \(scalar\)](#): Floating-point convert to unsigned integer, rounding toward plus infinity (scalar).

[FCVTPU \(vector\)](#): Floating-point convert to unsigned integer, rounding toward plus infinity (vector).

[FCVTXN](#), [FCVTXN2](#): Floating-point convert to lower precision narrow, rounding to odd (vector).

[FCVTZS \(scalar SIMD&FP\)](#): Floating-point convert to signed integer, rounding toward zero (scalar SIMD&FP).

[FCVTZS \(scalar, fixed-point\)](#): Floating-point convert to signed fixed-point, rounding toward zero (scalar).

[FCVTZS \(scalar, integer\)](#): Floating-point convert to signed integer, rounding toward zero (scalar).

[FCVTZS \(vector, fixed-point\)](#): Floating-point convert to signed fixed-point, rounding toward zero (vector).

[FCVTZS \(vector, integer\)](#): Floating-point convert to signed integer, rounding toward zero (vector).

[FCVTZU \(scalar SIMD&FP\)](#): Floating-point convert to unsigned integer, rounding toward zero (scalar SIMD&FP).

[FCVTZU \(scalar, fixed-point\)](#): Floating-point convert to unsigned fixed-point, rounding toward zero (scalar).

[FCVTZU \(scalar, integer\)](#): Floating-point convert to unsigned integer, rounding toward zero (scalar).

[FCVTZU \(vector, fixed-point\)](#): Floating-point convert to unsigned fixed-point, rounding toward zero (vector).

[FCVTZU \(vector, integer\)](#): Floating-point convert to unsigned integer, rounding toward zero (vector).

[FDIV \(scalar\)](#): Floating-point divide (scalar).

[FDIV \(vector\)](#): Floating-point divide (vector).

[FDOT \(8-bit floating-point to half-precision, by element\)](#): 8-bit floating-point dot product to half-precision (vector, by element).

[FDOT \(8-bit floating-point to half-precision, vector\)](#): 8-bit floating-point dot product to half-precision (vector).

[FDOT \(8-bit floating-point to single-precision, by element\)](#): 8-bit floating-point dot product to single-precision (vector, by element).

[FDOT \(8-bit floating-point to single-precision, vector\)](#): 8-bit floating-point dot product to single-precision (vector).

[FJCVTZS](#): Floating-point Javascript convert to signed fixed-point, rounding toward zero.

[FMADD](#): Floating-point fused multiply-add (scalar).

[FMAX \(scalar\)](#): Floating-point maximum (scalar).

[FMAX \(vector\)](#): Floating-point maximum (vector).

[FMAXNM \(scalar\)](#): Floating-point maximum number (scalar).

[FMAXNM \(vector\)](#): Floating-point maximum number (vector).

[FMAXNMP \(scalar\)](#): Floating-point maximum number of pair of elements (scalar).

[FMAXNMP \(vector\)](#): Floating-point maximum number pairwise (vector).

[FMAXNMV](#): Floating-point maximum number across vector.

[FMAXP \(scalar\)](#): Floating-point maximum of pair of elements (scalar).

[FMAXP \(vector\)](#): Floating-point maximum pairwise (vector).

[FMAXV](#): Floating-point maximum across vector.

[FMIN \(scalar\)](#): Floating-point minimum (scalar).

[FMIN \(vector\)](#): Floating-point minimum (vector).

[FMINNM \(scalar\)](#): Floating-point minimum number (scalar).

[FMINNM \(vector\)](#): Floating-point minimum number (vector).

[FMINNMP \(scalar\)](#): Floating-point minimum number of pair of elements (scalar).

[FMINNMP \(vector\)](#): Floating-point minimum number pairwise (vector).

[FMINNMV](#): Floating-point minimum number across vector.

[FMINP \(scalar\)](#): Floating-point minimum of pair of elements (scalar).

[FMINP \(vector\)](#): Floating-point minimum pairwise (vector).

[FMINV](#): Floating-point minimum across vector.

[FMLA \(by element\)](#): Floating-point fused multiply-add to accumulator (by element).

[FMLA \(vector\)](#): Floating-point fused multiply-add to accumulator (vector).

[FMLAL, FMLAL2 \(by element\)](#): Floating-point fused multiply-add long to accumulator (by element).

[FMLAL, FMLAL2 \(vector\)](#): Floating-point fused multiply-add long to accumulator (vector).

[FMLALB, FMLALT \(by element\)](#): 8-bit floating-point multiply-add long to half-precision (vector, by element).

[FMLALB, FMLALT \(vector\)](#): 8-bit floating-point multiply-add long to half-precision (vector).

[FMLALLBB, FMLALLBT, FMLALLTB, FMLALLTT \(by element\)](#): 8-bit floating-point multiply-add long-long to single-precision (vector, by element).

[FMLALLBB, FMLALLBT, FMLALLTB, FMLALLTT \(vector\)](#): 8-bit floating-point multiply-add long-long to single-precision (vector).

[FMLS \(by element\)](#): Floating-point fused multiply-subtract from accumulator (by element).

[FMLS \(vector\)](#): Floating-point fused multiply-subtract from accumulator (vector).

[FMLS, FMSL2 \(by element\)](#): Floating-point fused multiply-subtract long from accumulator (by element).

[FMLS, FMSL2 \(vector\)](#): Floating-point fused multiply-subtract long from accumulator (vector).

[FMMLA \(widening, 8-bit floating-point to half-precision\)](#): 8-bit floating-point matrix multiply-accumulate to half-precision.

[FMMLA \(widening, 8-bit floating-point to single-precision\)](#): 8-bit floating-point matrix multiply-accumulate to single-precision.

[FMOV \(general\)](#): Floating-point move to or from general-purpose register without conversion.

[FMOV \(register\)](#): Floating-point move register without conversion.

[FMOV \(scalar, immediate\)](#): Floating-point move immediate (scalar).

[FMOV \(vector, immediate\)](#): Floating-point move immediate (vector).

[FMSUB](#): Floating-point fused multiply-subtract (scalar).

[FMUL \(by element\)](#): Floating-point multiply (by element).

[FMUL \(scalar\)](#): Floating-point multiply (scalar).

[FMUL \(vector\)](#): Floating-point multiply (vector).

[FMULX](#): Floating-point multiply extended.

[FMULX \(by element\)](#): Floating-point multiply extended (by element).

[FNEG \(scalar\)](#): Floating-point negate (scalar).

[FNEG \(vector\)](#): Floating-point negate (vector).

[FNMADD](#): Floating-point negated fused multiply-add (scalar).

[FNMSUB](#): Floating-point negated fused multiply-subtract (scalar).

[FNMUL \(scalar\)](#): Floating-point multiply-negate (scalar).

[FRECPE](#): Floating-point reciprocal estimate.

[FRECPS](#): Floating-point reciprocal step.

[FRECPX](#): Floating-point reciprocal exponent (scalar).

[FRINT32X \(scalar\)](#): Floating-point round to 32-bit integer, using current rounding mode (scalar).

[FRINT32X \(vector\)](#): Floating-point round to 32-bit integer, using current rounding mode (vector).

[FRINT32Z \(scalar\)](#): Floating-point round to 32-bit integer toward zero (scalar).

[FRINT32Z \(vector\)](#): Floating-point round to 32-bit integer toward zero (vector).

[FRINT64X \(scalar\)](#): Floating-point round to 64-bit integer, using current rounding mode (scalar).

[FRINT64X \(vector\)](#): Floating-point round to 64-bit integer, using current rounding mode (vector).

[FRINT64Z \(scalar\)](#): Floating-point round to 64-bit integer toward zero (scalar).

[FRINT64Z \(vector\)](#): Floating-point round to 64-bit integer toward zero (vector).

[FRINTA \(scalar\)](#): Floating-point round to integral, to nearest with ties to away (scalar).

[FRINTA \(vector\)](#): Floating-point round to integral, to nearest with ties to away (vector).

[FRINTI \(scalar\)](#): Floating-point round to integral, using current rounding mode (scalar).

[FRINTI \(vector\)](#): Floating-point round to integral, using current rounding mode (vector).

[FRINTM \(scalar\)](#): Floating-point round to integral, toward minus infinity (scalar).

[FRINTM \(vector\)](#): Floating-point round to integral, toward minus infinity (vector).

[FRINTN \(scalar\)](#): Floating-point round to integral, to nearest with ties to even (scalar).

[FRINTN \(vector\)](#): Floating-point round to integral, to nearest with ties to even (vector).

[FRINTP \(scalar\)](#): Floating-point round to integral, toward plus infinity (scalar).

[FRINTP \(vector\)](#): Floating-point round to integral, toward plus infinity (vector).

[FRINTX \(scalar\)](#): Floating-point round to integral exact, using current rounding mode (scalar).

[FRINTX \(vector\)](#): Floating-point round to integral exact, using current rounding mode (vector).

[FRINTZ \(scalar\)](#): Floating-point round to integral, toward zero (scalar).

[FRINTZ \(vector\)](#): Floating-point round to integral, toward zero (vector).

[FRSQRT](#): Floating-point reciprocal square root estimate.

[FRSQRTS](#): Floating-point reciprocal square root step.

[FSCALE](#): Floating-point adjust exponent by vector.

[FSQRT \(scalar\)](#): Floating-point square root (scalar).

[FSQRT \(vector\)](#): Floating-point square root (vector).

[FSUB \(scalar\)](#): Floating-point subtract (scalar).

[FSUB \(vector\)](#): Floating-point subtract (vector).

[INS \(element\)](#): Insert vector element from another vector element.

[INS \(general\)](#): Insert vector element from general-purpose register.

[LD1 \(multiple structures\)](#): Load multiple single-element structures to one, two, three, or four registers.

[LD1 \(single structure\)](#): Load one single-element structure to one lane of one register.

[LD1R](#): Load one single-element structure and replicate to all lanes (of one register).

[LD2 \(multiple structures\)](#): Load multiple 2-element structures to two registers.

[LD2 \(single structure\)](#): Load single 2-element structure to one lane of two registers.

[LD2R](#): Load single 2-element structure and replicate to all lanes of two registers.

[LD3 \(multiple structures\)](#): Load multiple 3-element structures to three registers.

[LD3 \(single structure\)](#): Load single 3-element structure to one lane of three registers.

[LD3R](#): Load single 3-element structure and replicate to all lanes of three registers.

[LD4 \(multiple structures\)](#): Load multiple 4-element structures to four registers.

[LD4 \(single structure\)](#): Load single 4-element structure to one lane of four registers.

[LD4R](#): Load single 4-element structure and replicate to all lanes of four registers.

[LDAP1 \(SIMD&FP\)](#): Load-acquire RCpc one single-element structure to one lane of one register.

[LDAPUR \(SIMD&FP\)](#): Load-acquire RCpc SIMD&FP register (unscaled offset).

[LDBFADD, LDBFADDA, LDBFADDAL, LDBFADDL](#): BFloat16 floating-point add in memory.

[LDBFMAX, LDBFMAXA, LDBFMAXAL, LDBFMAXL](#): BFloat16 floating-point atomic maximum in memory.

[LDBFMAXNM, LDBFMAXNMA, LDBFMAXNMAL, LDBFMAXNML](#): BFloat16 floating-point atomic maximum number in memory.

[LDBFMIN, LDBFMINA, LDBFMINAL, LDBFMINL](#): BFloat16 floating-point atomic minimum in memory.

[LDBFMINNM, LDBFMINNMA, LDBFMINNMAL, LDBFMINNML](#): BFloat16 floating-point atomic minimum number in memory.

[LDFADD, LDFADDA, LDFADDAL, LDFADDL](#): Floating-point atomic add in memory.

[LDFMAX, LDFMAXA, LDFMAXAL, LDFMAXL](#): Floating-point atomic maximum in memory.

[LDFMAXNM, LDFMAXNMA, LDFMAXNMAL, LDFMAXNML](#): Floating-point atomic maximum number in memory.

[LDFMIN, LDFMINA, LDFMINAL, LDFMINL](#): Floating-point atomic minimum in memory.

[LDFMINNM, LDFMINNMA, LDFMINNMAL, LDFMINNML](#): Floating-point atomic minimum number in memory.

[LDNP \(SIMD&FP\)](#): Load pair of SIMD&FP registers, with non-temporal hint.

[LDP \(SIMD&FP\)](#): Load pair of SIMD&FP registers.

[LDR \(immediate, SIMD&FP\)](#): Load SIMD&FP register (immediate offset).

[LDR \(literal, SIMD&FP\)](#): Load SIMD&FP register (PC-relative literal).

[LDR \(register, SIMD&FP\)](#): Load SIMD&FP register (register offset).

[LDTNP \(SIMD&FP\)](#): Load unprivileged pair of SIMD&FP registers, with non-temporal hint.

[LDTP \(SIMD&FP\)](#): Load unprivileged pair of SIMD&FP registers.

[LDUR \(SIMD&FP\)](#): Load SIMD&FP register (unscaled offset).

[LUT12](#): Lookup table read with 2-bit indices.

[LUT14](#): Lookup table read with 4-bit indices.

[MLA \(by element\)](#): Multiply-add to accumulator (vector, by element).

[MLA \(vector\)](#): Multiply-add to accumulator (vector).

[MLS \(by element\)](#): Multiply-subtract from accumulator (vector, by element).

[MLS \(vector\)](#): Multiply-subtract from accumulator (vector).

[MOV \(element\)](#): Move vector element to another vector element: an alias of INS (element).

[MOV \(from general\)](#): Move general-purpose register to a vector element: an alias of INS (general).

[MOV \(scalar\)](#): Move vector element to scalar: an alias of DUP (element).

[MOV \(to general\)](#): Move vector element to general-purpose register: an alias of UMOV.

[MOV \(vector\)](#): Move vector: an alias of ORR (vector, register).

[MOVI](#): Move immediate (vector).

[MUL \(by element\)](#): Multiply (vector, by element).

[MUL \(vector\)](#): Multiply (vector).

[MVN](#): Bitwise NOT (vector): an alias of NOT.

[MVNI](#): Move inverted immediate (vector).

[NEG \(vector\)](#): Negate (vector).

[NOT](#): Bitwise NOT (vector).

[ORN \(vector\)](#): Bitwise inclusive OR NOT (vector).

[ORR \(vector, immediate\)](#): Bitwise inclusive OR (vector, immediate).

[ORR \(vector, register\)](#): Bitwise inclusive OR (vector, register).

[PMUL](#): Polynomial multiply.

[PMULL, PMULL2](#): Polynomial multiply long.

[RADDHN, RADDHN2](#): Rounding add returning high narrow.

[RAXI](#): Rotate and exclusive-OR.

[RBIT \(vector\)](#): Reverse bit order (vector).

[REV16 \(vector\)](#): Reverse elements in 16-bit halfwords (vector).

[REV32 \(vector\)](#): Reverse elements in 32-bit words (vector).

[REV64](#): Reverse elements in 64-bit doublewords (vector).

[RSHRN, RSHRN2](#): Rounding shift right narrow (immediate).

[RSUBHN, RSUBHN2](#): Rounding subtract returning high narrow.

[SABA](#): Signed absolute difference and accumulate.

[SABAL, SABAL2](#): Signed absolute difference and accumulate long.

[SABD](#): Signed absolute difference.

[SABDL, SABDL2](#): Signed absolute difference long.

[SADALP](#): Signed add and accumulate long pairwise.

[SADDL, SADDL2](#): Signed add long (vector).

[SADDLP](#): Signed add long pairwise.

[SADDLV](#): Signed add long across vector.

[SADDW, SADDW2](#): Signed add wide.

[SCVTF \(scalar SIMD&FP\)](#): Signed integer convert to floating-point (scalar SIMD&FP).

[SCVTF \(scalar, fixed-point\)](#): Signed fixed-point convert to floating-point (scalar).

[SCVTF \(scalar, integer\)](#): Signed integer convert to floating-point (scalar).

[SCVTF \(vector, fixed-point\)](#): Signed fixed-point convert to floating-point (vector).

[SCVTF \(vector, integer\)](#): Signed integer convert to floating-point (vector).

[SDOT \(by element\)](#): Dot product signed arithmetic (vector, by element).

[SDOT \(vector\)](#): Dot product signed arithmetic (vector).

[SHA1C](#): SHA1 hash update (choose).

[SHA1H](#): SHA1 fixed rotate.

[SHA1M](#): SHA1 hash update (majority).

[SHA1P](#): SHA1 hash update (parity).

[SHA1SU0](#): SHA1 schedule update 0.

[SHA1SU1](#): SHA1 schedule update 1.

[SHA256H](#): SHA256 hash update (part 1).

[SHA256H2](#): SHA256 hash update (part 2).

[SHA256SU0](#): SHA256 schedule update 0.

[SHA256SU1](#): SHA256 schedule update 1.

[SHA512H](#): SHA512 hash update part 1.

[SHA512H2](#): SHA512 hash update part 2.

[SHA512SU0](#): SHA512 schedule update 0.

[SHA512SU1](#): SHA512 schedule update 1.

[SHADD](#): Signed halving add.

[SHL](#): Shift left (immediate).

[SHLL](#), [SHLL2](#): Shift left long (by element size).

[SHRN](#), [SHRN2](#): Shift right narrow (immediate).

[SHSUB](#): Signed halving subtract.

[SLI](#): Shift left and insert (immediate).

[SM3PARTW1](#): SM3PARTW1.

[SM3PARTW2](#): SM3PARTW2.

[SM3SS1](#): SM3SS1.

[SM3TT1A](#): SM3TT1A.

[SM3TT1B](#): SM3TT1B.

[SM3TT2A](#): SM3TT2A.

[SM3TT2B](#): SM3TT2B.

[SM4E](#): SM4 encode.

[SM4EKEY](#): SM4 key.

[SMAX](#): Signed maximum (vector).

[SMAXP](#): Signed maximum pairwise.

[SMAXV](#): Signed maximum across vector.

[SMIN](#): Signed minimum (vector).

[SMINP](#): Signed minimum pairwise.

[SMINV](#): Signed minimum across vector.

[SMLAL](#), [SMLAL2 \(by element\)](#): Signed multiply-add long (vector, by element).

[SMLAL](#), [SMLAL2 \(vector\)](#): Signed multiply-add long (vector).

[SMLSL](#), [SMLSL2 \(by element\)](#): Signed multiply-subtract long (vector, by element).

[SMLSL](#), [SMLSL2 \(vector\)](#): Signed multiply-subtract long (vector).

[SMMLA \(vector\)](#): Signed 8-bit integer matrix multiply-accumulate (vector).

[SMOV](#): Signed move vector element to general-purpose register.

[SMULL, SMULL2 \(by element\)](#): Signed multiply long (vector, by element).

[SMULL, SMULL2 \(vector\)](#): Signed multiply long (vector).

[SQABS](#): Signed saturating absolute value.

[SQADD](#): Signed saturating add.

[SQDMLAL, SQDMLAL2 \(by element\)](#): Signed saturating doubling multiply-add long (by element).

[SQDMLAL, SQDMLAL2 \(vector\)](#): Signed saturating doubling multiply-add long.

[SQDMLSL, SQDMLSL2 \(by element\)](#): Signed saturating doubling multiply-subtract long (by element).

[SQDMLSL, SQDMLSL2 \(vector\)](#): Signed saturating doubling multiply-subtract long.

[SQDMULH \(by element\)](#): Signed saturating doubling multiply returning high half (by element).

[SQDMULH \(vector\)](#): Signed saturating doubling multiply returning high half.

[SQDMULL, SQDMULL2 \(by element\)](#): Signed saturating doubling multiply long (by element).

[SQDMULL, SQDMULL2 \(vector\)](#): Signed saturating doubling multiply long.

[SQNEG](#): Signed saturating negate.

[SQRDMLAH \(by element\)](#): Signed saturating rounding doubling multiply accumulate returning high half (by element).

[SQRDMLAH \(vector\)](#): Signed saturating rounding doubling multiply accumulate returning high half (vector).

[SQRDMLSH \(by element\)](#): Signed saturating rounding doubling multiply subtract returning high half (by element).

[SQRDMLSH \(vector\)](#): Signed saturating rounding doubling multiply subtract returning high half (vector).

[SQRDMULH \(by element\)](#): Signed saturating rounding doubling multiply returning high half (by element).

[SQRDMULH \(vector\)](#): Signed saturating rounding doubling multiply returning high half.

[SQRSHL](#): Signed saturating rounding shift left (register).

[SQRSHRN, SQRSHRN2](#): Signed saturating rounded shift right narrow (immediate).

[SQRSHRUN, SQRSHRUN2](#): Signed saturating rounded shift right unsigned narrow (immediate).

[SQSHL \(immediate\)](#): Signed saturating shift left (immediate).

[SQSHL \(register\)](#): Signed saturating shift left (register).

[SQSHLU](#): Signed saturating shift left unsigned (immediate).

[SQSHRN, SQSHRN2](#): Signed saturating shift right narrow (immediate).

[SQSHRUN, SQSHRUN2](#): Signed saturating shift right unsigned narrow (immediate).

[SQSUB](#): Signed saturating subtract.

[SQXTN, SQXTN2](#): Signed saturating extract narrow.

[SQXTUN, SQXTUN2](#): Signed saturating extract unsigned narrow.

[SRHADD](#): Signed rounding halving add.

[SRI](#): Shift right and insert (immediate).

[SRSHL](#): Signed rounding shift left (register).

[SRSHR](#): Signed rounding shift right (immediate).

[SRSRA](#): Signed rounding shift right and accumulate (immediate).

[SSHL](#): Signed shift left (register).

[SSHLL](#), [SSHLL2](#): Signed shift left long (immediate).

[SSHR](#): Signed shift right (immediate).

[SSRA](#): Signed shift right and accumulate (immediate).

[SSUBL](#), [SSUBL2](#): Signed subtract long.

[SSUBW](#), [SSUBW2](#): Signed subtract wide.

[ST1 \(multiple structures\)](#): Store multiple single-element structures from one, two, three, or four registers.

[ST1 \(single structure\)](#): Store a single-element structure from one lane of one register.

[ST2 \(multiple structures\)](#): Store multiple 2-element structures from two registers.

[ST2 \(single structure\)](#): Store single 2-element structure from one lane of two registers.

[ST3 \(multiple structures\)](#): Store multiple 3-element structures from three registers.

[ST3 \(single structure\)](#): Store single 3-element structure from one lane of three registers.

[ST4 \(multiple structures\)](#): Store multiple 4-element structures from four registers.

[ST4 \(single structure\)](#): Store single 4-element structure from one lane of four registers.

[STBFADD](#), [STBFADDL](#): BFloat16 floating-point atomic add in memory, without return.

[STBFMAX](#), [STBFMAXL](#): BFloat16 floating-point atomic maximum in memory, without return.

[STBFMAXNM](#), [STBFMAXNML](#): BFloat16 floating-point atomic maximum number in memory, without return.

[STBFMIN](#), [STBFMINL](#): BFloat16 floating-point atomic minimum in memory, without return.

[STBFMINNM](#), [STBFMINNML](#): BFloat16 floating-point atomic minimum number in memory, without return.

[STFADD](#), [STFADDL](#): Floating-point atomic add in memory, without return.

[STFMAX](#), [STFMAXL](#): Floating-point atomic maximum in memory, without return.

[STFMAXNM](#), [STFMAXNML](#): Floating-point atomic maximum number in memory, without return.

[STFMIN](#), [STFMINL](#): Floating-point atomic minimum in memory, without return.

[STFMINNM](#), [STFMINNML](#): Floating-point atomic minimum number in memory, without return.

[STL1 \(SIMD&FP\)](#): Store-release a single-element structure from one lane of one register.

[STLUR \(SIMD&FP\)](#): Store-release SIMD&FP register (unscaled offset).

[STNP \(SIMD&FP\)](#): Store pair of SIMD&FP registers, with non-temporal hint.

[STP \(SIMD&FP\)](#): Store pair of SIMD&FP registers.

[STR \(immediate, SIMD&FP\)](#): Store SIMD&FP register (immediate offset).

[STR \(register, SIMD&FP\)](#): Store SIMD&FP register (register offset).

[STTNP \(SIMD&FP\)](#): Store unprivileged pair of SIMD&FP registers, with non-temporal hint.

[STTP \(SIMD&FP\)](#): Store unprivileged pair of SIMD&FP registers.

[STUR \(SIMD&FP\)](#): Store SIMD&FP register (unscaled offset).

[SUB \(vector\)](#): Subtract (vector).

[SUBHN](#), [SUBHN2](#): Subtract returning high narrow.

[SUDOT \(by element\)](#): Dot product with signed and unsigned integers (vector, by element).

[SUQADD](#): Signed saturating accumulate of unsigned value.

[SXTL](#), [SXTL2](#): Signed extend long: an alias of SSHLL, SSHLL2.

[TBL](#): Table vector lookup.

[TBX](#): Table vector lookup extension.

[TRN1](#): Transpose vectors (primary).

[TRN2](#): Transpose vectors (secondary).

[UABA](#): Unsigned absolute difference and accumulate.

[UABAL](#), [UABAL2](#): Unsigned absolute difference and accumulate long.

[UABD](#): Unsigned absolute difference (vector).

[UABDL](#), [UABDL2](#): Unsigned absolute difference long.

[UADALP](#): Unsigned add and accumulate long pairwise.

[UADDL](#), [UADDL2](#): Unsigned add long (vector).

[UADDLP](#): Unsigned add long pairwise.

[UADDLV](#): Unsigned sum long across vector.

[UADDW](#), [UADDW2](#): Unsigned add wide.

[UCVTF \(scalar SIMD&FP\)](#): Unsigned integer convert to floating-point (scalar SIMD&FP).

[UCVTF \(scalar, fixed-point\)](#): Unsigned fixed-point convert to floating-point (scalar).

[UCVTF \(scalar, integer\)](#): Unsigned integer convert to floating-point (scalar).

[UCVTF \(vector, fixed-point\)](#): Unsigned fixed-point convert to floating-point (vector).

[UCVTF \(vector, integer\)](#): Unsigned integer convert to floating-point (vector).

[UDOT \(by element\)](#): Dot product unsigned arithmetic (vector, by element).

[UDOT \(vector\)](#): Dot product unsigned arithmetic (vector).

[UHADD](#): Unsigned halving add.

[UHSUB](#): Unsigned halving subtract.

[UMAX](#): Unsigned maximum (vector).

[UMAXP](#): Unsigned maximum pairwise.

[UMAXV](#): Unsigned maximum across vector.

[UMIN](#): Unsigned minimum (vector).

[UMINP](#): Unsigned minimum pairwise.

[UMINV](#): Unsigned minimum across vector.

[UMLAL](#), [UMLAL2 \(by element\)](#): Unsigned multiply-add long (vector, by element).

[UMLAL](#), [UMLAL2 \(vector\)](#): Unsigned multiply-add long (vector).

[UMLSL](#), [UMLSL2 \(by element\)](#): Unsigned multiply-subtract long (vector, by element).

[UMLSL](#), [UMLSL2 \(vector\)](#): Unsigned multiply-subtract long (vector).

[UMMLA \(vector\)](#): Unsigned 8-bit integer matrix multiply-accumulate (vector).

[UMOV](#): Unsigned move vector element to general-purpose register.

[UMULL, UMULL2 \(by element\)](#): Unsigned multiply long (vector, by element).

[UMULL, UMULL2 \(vector\)](#): Unsigned multiply long (vector).

[UQADD](#): Unsigned saturating add.

[UQRSHL](#): Unsigned saturating rounding shift left (register).

[UQRSHRN, UQRSHRN2](#): Unsigned saturating rounded shift right narrow (immediate).

[UQSHL \(immediate\)](#): Unsigned saturating shift left (immediate).

[UQSHL \(register\)](#): Unsigned saturating shift left (register).

[UQSHRN, UQSHRN2](#): Unsigned saturating shift right narrow (immediate).

[UQSUB](#): Unsigned saturating subtract.

[UQXTN, UQXTN2](#): Unsigned saturating extract narrow.

[URECPE](#): Unsigned reciprocal estimate.

[URHADD](#): Unsigned rounding halving add.

[URSHL](#): Unsigned rounding shift left (register).

[URSHR](#): Unsigned rounding shift right (immediate).

[URSQRTE](#): Unsigned reciprocal square root estimate.

[URSRA](#): Unsigned rounding shift right and accumulate (immediate).

[USDOT \(by element\)](#): Dot product with unsigned and signed integers (vector, by element).

[USDOT \(vector\)](#): Dot product with unsigned and signed integers (vector).

[USHL](#): Unsigned shift left (register).

[USHLL, USHLL2](#): Unsigned shift left long (immediate).

[USHR](#): Unsigned shift right (immediate).

[USMMLA \(vector\)](#): Unsigned and signed 8-bit integer matrix multiply-accumulate (vector).

[USQADD](#): Unsigned saturating accumulate of signed value.

[USRA](#): Unsigned shift right and accumulate (immediate).

[USUBL, USUBL2](#): Unsigned subtract long.

[USUBW, USUBW2](#): Unsigned subtract wide.

[UXTL, UXTL2](#): Unsigned extend long: an alias of USHLL, USHLL2.

[UZP1](#): Unzip vectors (primary).

[UZP2](#): Unzip vectors (secondary).

[XAR](#): Exclusive-OR and rotate.

[XTN, XTN2](#): Extract narrow.

[ZIP1](#): Zip vectors (primary).

[ZIP2](#): Zip vectors (secondary).

ABS

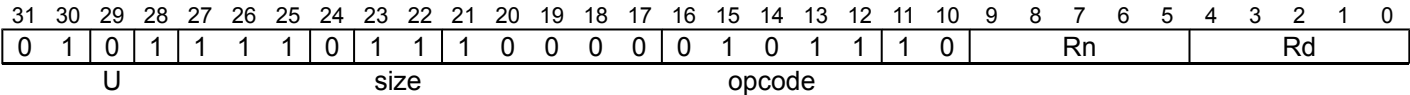
Absolute value (vector)

This instruction calculates the absolute value of each vector element in the source SIMD&FP register, puts the result into a vector, and writes the vector to the destination SIMD&FP register.

Depending on the settings in the CPACR_EL1, CPTR_EL2, and CPTR_EL3 registers, and the current Security state and Exception level, an attempt to execute the instruction might be trapped.

It has encodings from 2 classes: [Scalar](#) and [Vector](#)

Scalar
(FEAT_AdvSIMD)



Encoding

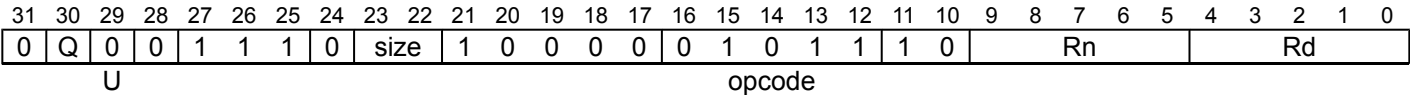
ABS D<d>, D<n>

Decode for this encoding

```
if !IsFeatureImplemented(FEAT_AdvSIMD) then EndOfDecode(Decode_UNDEF);
constant integer d = UInt(Rd);
constant integer n = UInt(Rn);

constant integer esize = 8 << UInt(size);
constant integer datasize = esize;
constant integer elements = 1;
```

Vector
(FEAT_AdvSIMD)



Encoding

ABS <Vd>.<T>, <Vn>.<T>

Decode for this encoding

```
if !IsFeatureImplemented(FEAT_AdvSIMD) then EndOfDecode(Decode_UNDEF);
if size:Q == '110' then EndOfDecode(Decode_UNDEF);
constant integer d = UInt(Rd);
constant integer n = UInt(Rn);

constant integer esize = 8 << UInt(size);
constant integer datasize = 64 << UInt(Q);
constant integer elements = datasize DIV esize;
```

Assembler Symbols

- <d> Is the number of the SIMD&FP destination register, encoded in the "Rd" field.
- <n> Is the number of the SIMD&FP source register, encoded in the "Rn" field.
- <Vd> Is the name of the SIMD&FP destination register, encoded in the "Rd" field.

<T> Is an arrangement specifier, encoded in “size:Q”:

size	Q	<T>
00	0	8B
00	1	16B
01	0	4H
01	1	8H
10	0	2S
10	1	4S
11	0	RESERVED
11	1	2D

<Vn> Is the name of the SIMD&FP source register, encoded in the "Rn" field.

Operation

```
CheckFPAdvSIMDEnabled64();
constant bits(datasize) operand = V[n, datasize];
bits(datasize) result;
integer element;

for e = 0 to elements-1
    element = SInt(Elem[operand, e, esize]);
    element = Abs(element);
    Elem[result, e, esize] = element<esize-1:0>;

V[d, datasize] = result;
```

Operational information

- If PSTATE.DIT is 1:
- The execution time of this instruction is independent of:
 - The values of the data supplied in any of its registers.
 - The values of the NZCV flags.
 - The response of this instruction to asynchronous exceptions does not vary based on:
 - The values of the data supplied in any of its registers.
 - The values of the NZCV flags.

ADD (vector)

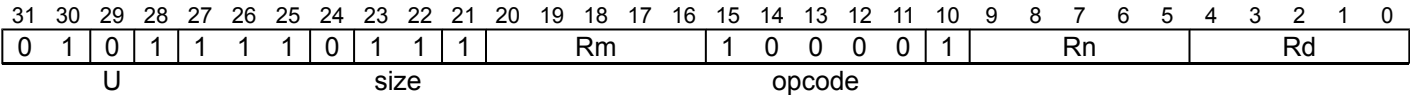
Add (vector)

This instruction adds corresponding elements in the two source SIMD&FP registers, places the results into a vector, and writes the vector to the destination SIMD&FP register.

Depending on the settings in the CPACR_EL1, CPTR_EL2, and CPTR_EL3 registers, and the current Security state and Exception level, an attempt to execute the instruction might be trapped.

It has encodings from 2 classes: [Scalar](#) and [Vector](#)

Scalar
(FEAT_AdvSIMD)



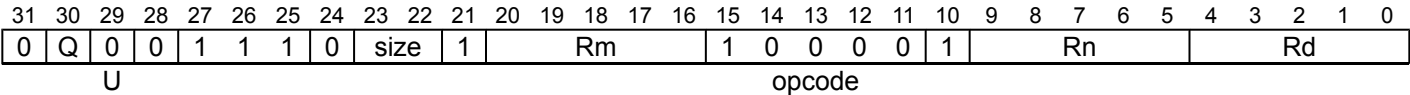
Encoding

ADD D<d>, D<n>, D<m>

Decode for this encoding

```
if !IsFeatureImplemented(FEAT_AdvSIMD) then EndOfDecode(Decode_UNDEF);
constant integer d = UInt(Rd);
constant integer n = UInt(Rn);
constant integer m = UInt(Rm);
constant integer esize = 8 << UInt(size);
constant integer datasize = esize;
constant integer elements = 1;
```

Vector
(FEAT_AdvSIMD)



Encoding

ADD <Vd>.<T>, <Vn>.<T>, <Vm>.<T>

Decode for this encoding

```
if !IsFeatureImplemented(FEAT_AdvSIMD) then EndOfDecode(Decode_UNDEF);
if size:Q == '110' then EndOfDecode(Decode_UNDEF);
constant integer d = UInt(Rd);
constant integer n = UInt(Rn);
constant integer m = UInt(Rm);
constant integer esize = 8 << UInt(size);
constant integer datasize = 64 << UInt(Q);
constant integer elements = datasize DIV esize;
```

Assembler Symbols

- <d> Is the number of the SIMD&FP destination register, encoded in the "Rd" field.
- <n> Is the number of the first SIMD&FP source register, encoded in the "Rn" field.
- <m> Is the number of the second SIMD&FP source register, encoded in the "Rm" field.

<Vd> Is the name of the SIMD&FP destination register, encoded in the "Rd" field.

<T> Is an arrangement specifier, encoded in “size:Q”:

size	Q	<T>
00	0	8B
00	1	16B
01	0	4H
01	1	8H
10	0	2S
10	1	4S
11	0	RESERVED
11	1	2D

<Vn> Is the name of the first SIMD&FP source register, encoded in the "Rn" field.

<Vm> Is the name of the second SIMD&FP source register, encoded in the "Rm" field.

Operation

```
CheckFPAdvSIMDEnabled64();
constant bits(datasize) operand1 = V[n, datasize];
constant bits(datasize) operand2 = V[m, datasize];
bits(datasize) result;
bits(esize) element1;
bits(esize) element2;

for e = 0 to elements-1
    element1 = Elem[operand1, e, esize];
    element2 = Elem[operand2, e, esize];
    Elem[result, e, esize] = element1 + element2;
V[d, datasize] = result;
```

Operational information

- If PSTATE.DIT is 1:
- The execution time of this instruction is independent of:
 - The values of the data supplied in any of its registers.
 - The values of the NZCV flags.
 - The response of this instruction to asynchronous exceptions does not vary based on:
 - The values of the data supplied in any of its registers.
 - The values of the NZCV flags.

ADDHN, ADDHN2

Add returning high narrow

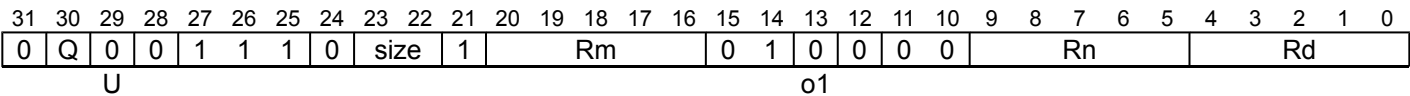
This instruction adds each vector element in the first source SIMD&FP register to the corresponding vector element in the second source SIMD&FP register, places the most significant half of the result into a vector, and writes the vector to the lower or upper half of the destination SIMD&FP register.

The results are truncated. For rounded results, see [RADDHN](#).

The ADDHN instruction writes the vector to the lower half of the destination register and clears the upper half. The ADDHN2 instruction writes the vector to the upper half of the destination register without affecting the other bits of the register.

Depending on the settings in the CPACR_EL1, CPTR_EL2, and CPTR_EL3 registers, and the current Security state and Exception level, an attempt to execute the instruction might be trapped.

Three registers, not all the same type (FEAT_AdvSIMD)



Encoding

```
ADDHN{2} <Vd>.<Tb>, <Vn>.<Ta>, <Vm>.<Ta>
```

Decode for this encoding

```
if !IsFeatureImplemented(FEAT_AdvSIMD) then EndOfDecode(Decode_UNDEF);
if size == '11' then EndOfDecode(Decode_UNDEF);
constant integer d = UInt(Rd);
constant integer n = UInt(Rn);
constant integer m = UInt(Rm);

constant integer esize = 8 << UInt(size);
constant integer datasize = 64;
constant integer part = UInt(Q);
constant integer elements = datasize DIV esize;
constant boolean round = FALSE;
```

Assembler Symbols

2 Is the second and upper half specifier. If present it causes the operation to be performed on the upper 64 bits of the registers holding the narrower elements, and is encoded in “Q”:

Q	2
0	[absent]
1	[present]

<Vd> Is the name of the SIMD&FP destination register, encoded in the "Rd" field.

<Tb> Is an arrangement specifier, encoded in “size:Q”:

size	Q	<Tb>
00	0	8B
00	1	16B
01	0	4H
01	1	8H
10	0	2S
10	1	4S
11	x	RESERVED

<Vn> Is the name of the first SIMD&FP source register, encoded in the "Rn" field.

<Ta> Is an arrangement specifier, encoded in “size”:

size	<Ta>
00	8H
01	4S
10	2D
11	RESERVED

<Vm> Is the name of the second SIMD&FP source register, encoded in the "Rm" field.

Operation

```
CheckFPAdvSIMDEnabled64();
constant bits(2*datasize) operand1 = V[n, 2*datasize];
constant bits(2*datasize) operand2 = V[m, 2*datasize];
bits(datasize) result;
integer element1;
integer element2;
integer sum;

for e = 0 to elements-1
    element1 = UInt(Elem[operand1, e, 2*esize]);
    element2 = UInt(Elem[operand2, e, 2*esize]);
    sum = element1 + element2;
    sum = RShr(sum, esize, round);
    Elem[result, e, esize] = sum<esize-1:0>;

Vpart[d, part, datasize] = result;
```

Operational information

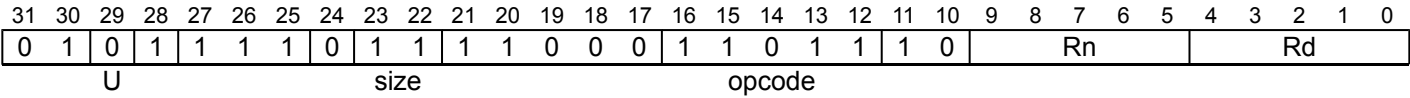
- If PSTATE.DIT is 1:
- The execution time of this instruction is independent of:
 - The values of the data supplied in any of its registers.
 - The values of the NZCV flags.
 - The response of this instruction to asynchronous exceptions does not vary based on:
 - The values of the data supplied in any of its registers.
 - The values of the NZCV flags.

ADDP (scalar)

Add pair of elements (scalar)

This instruction adds two vector elements in the source SIMD&FP register and writes the scalar result into the destination SIMD&FP register. Depending on the settings in the CPACR_EL1, CPTR_EL2, and CPTR_EL3 registers, and the current Security state and Exception level, an attempt to execute the instruction might be trapped.

Advanced SIMD (FEAT_AdvSIMD)



Encoding

ADDP D<d>, <Vn>.2D

Decode for this encoding

```
if !IsFeatureImplemented(FEAT_AdvSIMD) then EndOfDecode(Decode_UNDEF);
constant integer d = UInt(Rd);
constant integer n = UInt(Rn);
constant integer esize = 64;
constant integer datasize = 128;
```

Assembler Symbols

- <d> Is the number of the SIMD&FP destination register, encoded in the "Rd" field.
- <Vn> Is the name of the SIMD&FP source register, encoded in the "Rn" field.

Operation

```
CheckFPAdvSIMDEnabled64();
constant bits(datasize) operand = V[n, datasize];
V[d, esize] = IntReduce(ReduceOp_ADD, operand, esize);
```

Operational information

- If PSTATE.DIT is 1:
- The execution time of this instruction is independent of:
 - The values of the data supplied in any of its registers.
 - The values of the NZCV flags.
 - The response of this instruction to asynchronous exceptions does not vary based on:
 - The values of the data supplied in any of its registers.
 - The values of the NZCV flags.

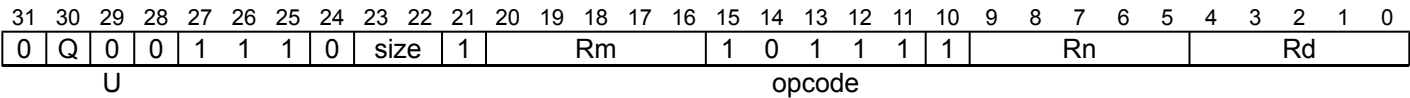
ADDP (vector)

Add pairwise (vector)

This instruction creates a vector by concatenating the vector elements of the first source SIMD&FP register after the vector elements of the second source SIMD&FP register, reads each pair of adjacent vector elements from the concatenated vector, adds each pair of values together, places the result into a vector, and writes the vector to the destination SIMD&FP register.

Depending on the settings in the CPACR_EL1, CPTR_EL2, and CPTR_EL3 registers, and the current Security state and Exception level, an attempt to execute the instruction might be trapped.

Three registers of the same type (FEAT_AdvSIMD)



Encoding

ADDP <Vd>.<T>, <Vn>.<T>, <Vm>.<T>

Decode for this encoding

```
if !IsFeatureImplemented(FEAT_AdvSIMD) then EndOfDecode(Decode_UNDEF);
if size:Q == '110' then EndOfDecode(Decode_UNDEF);
constant integer d = UInt(Rd);
constant integer n = UInt(Rn);
constant integer m = UInt(Rm);

constant integer esize = 8 << UInt(size);
constant integer datasize = 64 << UInt(Q);
constant integer elements = datasize DIV esize;
```

Assembler Symbols

<Vd> Is the name of the SIMD&FP destination register, encoded in the "Rd" field.

<T> Is an arrangement specifier, encoded in "size:Q":

size	Q	<T>
00	0	8B
00	1	16B
01	0	4H
01	1	8H
10	0	2S
10	1	4S
11	0	RESERVED
11	1	2D

<Vn> Is the name of the first SIMD&FP source register, encoded in the "Rn" field.

<Vm> Is the name of the second SIMD&FP source register, encoded in the "Rm" field.

Operation

```
CheckFPAdvSIMDEnabled64();
constant bits(datasize) operand1 = V[n, datasize];
constant bits(datasize) operand2 = V[m, datasize];
bits(datasize) result;
constant bits(2*datasize) concat = operand2:operand1;
bits(esize) element1;
bits(esize) element2;

for e = 0 to elements-1
    element1 = Elem[concat, 2*e, esize];
    element2 = Elem[concat, (2*e)+1, esize];
    Elem[result, e, esize] = element1 + element2;

V[d, datasize] = result;
```

Operational information

If PSTATE.DIT is 1:

- The execution time of this instruction is independent of:
 - The values of the data supplied in any of its registers.
 - The values of the NZCV flags.
- The response of this instruction to asynchronous exceptions does not vary based on:
 - The values of the data supplied in any of its registers.
 - The values of the NZCV flags.

Internal version only: aarchmrs v2025-03_rel, pseudocode v2025-03_rel ; Build timestamp: 2025-03-21T17:41

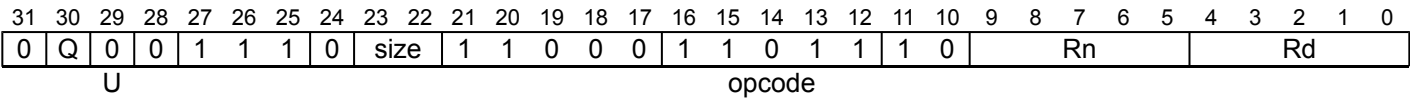
Copyright © 2010-2025 Arm Limited or its affiliates. All rights reserved. This document is Non-Confidential.

ADDV

Add across vector

This instruction adds every vector element in the source SIMD&FP register together, and writes the scalar result to the destination SIMD&FP register. Depending on the settings in the CPACR_EL1, CPTR_EL2, and CPTR_EL3 registers, and the current Security state and Exception level, an attempt to execute the instruction might be trapped.

Advanced SIMD (FEAT_AdvSIMD)



Encoding

ADDV <V><d>, <Vn>.<T>

Decode for this encoding

```
if !IsFeatureImplemented(FEAT_AdvSIMD) then EndOfDecode(Decode_UNDEF);
if size:Q == '100' then EndOfDecode(Decode_UNDEF);
if size == '11' then EndOfDecode(Decode_UNDEF);

constant integer d = UInt(Rd);
constant integer n = UInt(Rn);
constant integer esize = 8 << UInt(size);
constant integer datasize = 64 << UInt(Q);
```

Assembler Symbols

<V> Is the destination width specifier, encoded in “size”:

size	<V>
00	B
01	H
10	S
11	RESERVED

<d> Is the number of the SIMD&FP destination register, encoded in the "Rd" field.

<Vn> Is the name of the SIMD&FP source register, encoded in the "Rn" field.

<T> Is an arrangement specifier, encoded in “size:Q”:

size	Q	<T>
00	0	8B
00	1	16B
01	0	4H
01	1	8H
10	0	RESERVED
10	1	4S
11	x	RESERVED

Operation

```
CheckFPAdvSIMDEnabled64();
constant bits(datasize) operand = V[n, datasize];
V[d, esize] = IntReduce(ReduceOp_ADD, operand, esize);
```

Operational information

If PSTATE.DIT is 1:

- The execution time of this instruction is independent of:
 - The values of the data supplied in any of its registers.
 - The values of the NZCV flags.
- The response of this instruction to asynchronous exceptions does not vary based on:
 - The values of the data supplied in any of its registers.
 - The values of the NZCV flags.

Internal version only: aarchmrs v2025-03_rel, pseudocode v2025-03_rel ; Build timestamp: 2025-03-21T17:41

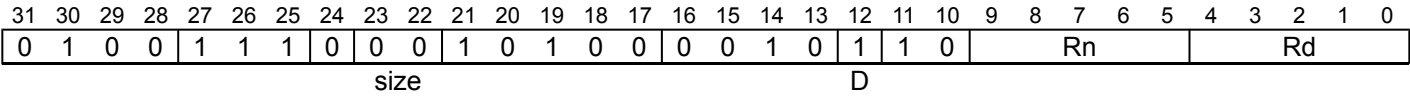
Copyright © 2010-2025 Arm Limited or its affiliates. All rights reserved. This document is Non-Confidential.

AESD

AES single round decryption

AES single round decryption.

Advanced SIMD
(FEAT_AES)



Encoding

AESD <Vd>.16B, <Vn>.16B

Decode for this encoding

```
if !IsFeatureImplemented(FEAT_AES) then EndOfDecode(Decode_UNDEF);
constant integer d = UInt(Rd);
constant integer n = UInt(Rn);
```

Assembler Symbols

- <Vd> Is the name of the SIMD&FP source and destination register, encoded in the "Rd" field.
- <Vn> Is the name of the second SIMD&FP source register, encoded in the "Rn" field.

Operation

```
AArch64.CheckFPAdvSIMDEnabled();

constant bits(128) operand1 = V[d, 128];
constant bits(128) operand2 = V[n, 128];
bits(128) result = operand1 EOR operand2;
result = AESInvShiftRows(result);
V[d, 128] = AESInvSubBytes(result);
```

Operational information

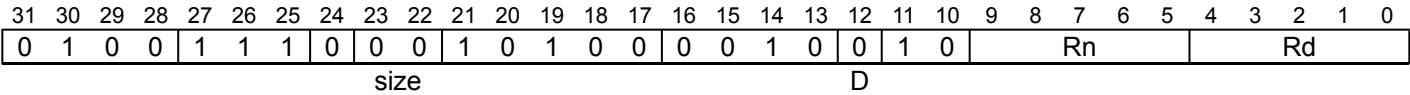
- If PSTATE.DIT is 1:
- The execution time of this instruction is independent of:
 - The values of the data supplied in any of its registers.
 - The values of the NZCV flags.
 - The response of this instruction to asynchronous exceptions does not vary based on:
 - The values of the data supplied in any of its registers.
 - The values of the NZCV flags.

AESE

AES single round encryption

AES single round encryption.

Advanced SIMD
(FEAT_AES)



Encoding

AESE <Vd>.16B, <Vn>.16B

Decode for this encoding

```
if !IsFeatureImplemented(FEAT_AES) then EndOfDecode(Decode_UNDEF);
constant integer d = UInt(Rd);
constant integer n = UInt(Rn);
```

Assembler Symbols

- <Vd> Is the name of the SIMD&FP source and destination register, encoded in the "Rd" field.
- <Vn> Is the name of the second SIMD&FP source register, encoded in the "Rn" field.

Operation

```
AArch64.CheckFPAdvSIMDEnabled();

constant bits(128) operand1 = V[d, 128];
constant bits(128) operand2 = V[n, 128];
bits(128) result = operand1 EOR operand2;
result = AESShiftRows(result);
V[d, 128] = AESSubBytes(result);
```

Operational information

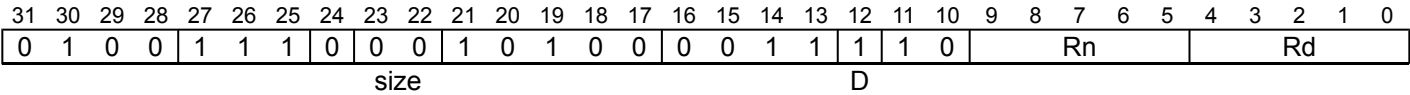
- If PSTATE.DIT is 1:
- The execution time of this instruction is independent of:
 - The values of the data supplied in any of its registers.
 - The values of the NZCV flags.
 - The response of this instruction to asynchronous exceptions does not vary based on:
 - The values of the data supplied in any of its registers.
 - The values of the NZCV flags.

AESIMC

AES inverse mix columns

AES inverse mix columns.

Advanced SIMD
(FEAT_AES)



Encoding

AESIMC <Vd>.16B, <Vn>.16B

Decode for this encoding

```
if !IsFeatureImplemented(FEAT_AES) then EndOfDecode(Decode_UNDEF);
constant integer d = UInt(Rd);
constant integer n = UInt(Rn);
```

Assembler Symbols

- <Vd> Is the name of the SIMD&FP destination register, encoded in the "Rd" field.
- <Vn> Is the name of the SIMD&FP source register, encoded in the "Rn" field.

Operation

```
AArch64.CheckFPAdvSIMDEnabled();

constant bits(128) operand = V[n, 128];
V[d, 128] = AESInvMixColumns(operand);
```

Operational information

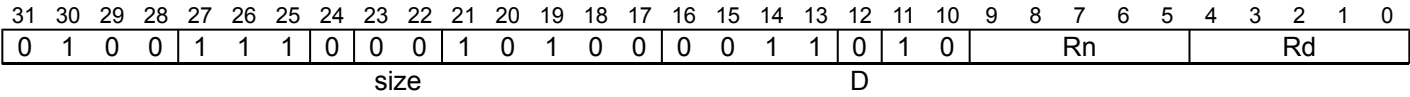
- If PSTATE.DIT is 1:
- The execution time of this instruction is independent of:
 - The values of the data supplied in any of its registers.
 - The values of the NZCV flags.
 - The response of this instruction to asynchronous exceptions does not vary based on:
 - The values of the data supplied in any of its registers.
 - The values of the NZCV flags.

AESMC

AES mix columns

AES mix columns.

Advanced SIMD
(FEAT_AES)



Encoding

AESMC <Vd>.16B, <Vn>.16B

Decode for this encoding

```
if !IsFeatureImplemented(FEAT_AES) then EndOfDecode(Decode_UNDEF);
constant integer d = UInt(Rd);
constant integer n = UInt(Rn);
```

Assembler Symbols

- <Vd> Is the name of the SIMD&FP destination register, encoded in the "Rd" field.
- <Vn> Is the name of the SIMD&FP source register, encoded in the "Rn" field.

Operation

```
AArch64.CheckFPAdvSIMDEnabled();

constant bits(128) operand = V[n, 128];
V[d, 128] = AESMixColumns(operand);
```

Operational information

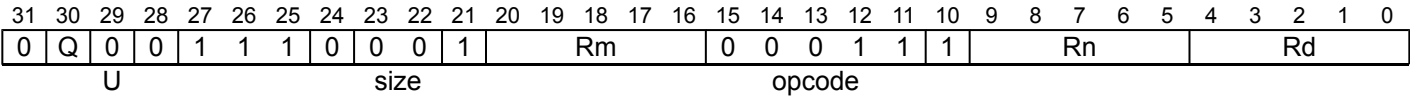
- If PSTATE.DIT is 1:
- The execution time of this instruction is independent of:
 - The values of the data supplied in any of its registers.
 - The values of the NZCV flags.
 - The response of this instruction to asynchronous exceptions does not vary based on:
 - The values of the data supplied in any of its registers.
 - The values of the NZCV flags.

AND (vector)

Bitwise AND (vector)

This instruction performs a bitwise AND between the two source SIMD&FP registers, and writes the result to the destination SIMD&FP register. Depending on the settings in the CPACR_EL1, CPTR_EL2, and CPTR_EL3 registers, and the current Security state and Exception level, an attempt to execute the instruction might be trapped.

Three registers of the same type (FEAT_AdvSIMD)



Encoding

AND <Vd>.<T>, <Vn>.<T>, <Vm>.<T>

Decode for this encoding

```
if !IsFeatureImplemented(FEAT_AdvSIMD) then EndOfDecode(Decode_UNDEF);
constant integer d = UInt(Rd);
constant integer n = UInt(Rn);
constant integer m = UInt(Rm);
constant integer datasize = 64 << UInt(Q);
```

Assembler Symbols

<Vd> Is the name of the SIMD&FP destination register, encoded in the "Rd" field.

<T> Is an arrangement specifier, encoded in “Q”:

Q	<T>
0	8B
1	16B

<Vn> Is the name of the first SIMD&FP source register, encoded in the "Rn" field.

<Vm> Is the name of the second SIMD&FP source register, encoded in the "Rm" field.

Operation

```
CheckFPAdvSIMDEnabled64();
constant bits(datasize) operand1 = V[n, datasize];
constant bits(datasize) operand2 = V[m, datasize];
V[d, datasize] = operand1 AND operand2;
```

Operational information

If PSTATE.DIT is 1:

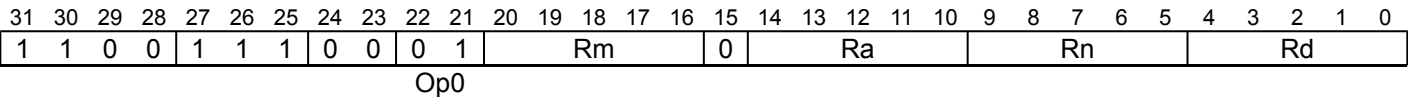
- The execution time of this instruction is independent of:
 - The values of the data supplied in any of its registers.
 - The values of the NZCV flags.
- The response of this instruction to asynchronous exceptions does not vary based on:
 - The values of the data supplied in any of its registers.
 - The values of the NZCV flags.

BCAX

Bit clear and exclusive-OR

This instruction performs a bitwise AND of the 128-bit vector in a source SIMD&FP register and the complement of the vector in another source SIMD&FP register, then performs a bitwise exclusive-OR of the resulting vector and the vector in a third source SIMD&FP register, and writes the result to the destination SIMD&FP register.

Advanced SIMD
(FEAT_SHA3)



Encoding

BCAX <Vd>.16B, <Vn>.16B, <Vm>.16B, <Va>.16B

Decode for this encoding

```
if !IsFeatureImplemented(FEAT_SHA3) then EndOfDecode(Decode_UNDEF);
constant integer d = UInt(Rd);
constant integer n = UInt(Rn);
constant integer m = UInt(Rm);
constant integer a = UInt(Ra);
```

Assembler Symbols

- <Vd> Is the name of the SIMD&FP destination register, encoded in the "Rd" field.
- <Vn> Is the name of the first SIMD&FP source register, encoded in the "Rn" field.
- <Vm> Is the name of the second SIMD&FP source register, encoded in the "Rm" field.
- <Va> Is the name of the third SIMD&FP source register, encoded in the "Ra" field.

Operation

```
AArch64.CheckFPAdvSIMDEnabled();

constant bits(128) operand1 = V[m, 128];
constant bits(128) operand2 = V[n, 128];
constant bits(128) operand3 = V[a, 128];

V[d, 128] = operand2 EOR (operand1 AND NOT(operand3));
```

Operational information

- If PSTATE.DIT is 1:
- The execution time of this instruction is independent of:
 - The values of the data supplied in any of its registers.
 - The values of the NZCV flags.
 - The response of this instruction to asynchronous exceptions does not vary based on:
 - The values of the data supplied in any of its registers.
 - The values of the NZCV flags.

BF1CVTL, BF1CVTL2, BF2CVTL, BF2CVTL2

8-bit floating-point convert to BFloat16 (vector)

This instruction converts each 8-bit floating-point element from the lower or upper half of the source vector to BFloat16 while downscaling the value, and places the results in the 16-bit elements of the destination vector. BF1CVTL and BF2CVTL convert the elements from the lower half of the source vector while scaling the values by $2^{-\text{UInt}(\text{FPMR.LSCALE}[5:0])}$ and $2^{-\text{UInt}(\text{FPMR.LSCALE2}[5:0])}$, respectively. BF1CVTL2 and BF2CVTL2 convert the elements from the upper half of the source vector while scaling the values by $2^{-\text{UInt}(\text{FPMR.LSCALE}[5:0])}$ and $2^{-\text{UInt}(\text{FPMR.LSCALE2}[5:0])}$, respectively. The 8-bit floating-point encoding format for BF1CVTL and BF1CVTL2 is selected by FPMR.F8S1. The 8-bit floating-point encoding format for BF2CVTL and BF2CVTL2 is selected by FPMR.F8S2.

Advanced SIMD
(FEAT_FP8)

31	30	29	28	27	26	25	24	23	22	21	20	19	18	17	16	15	14	13	12	11	10	9	8	7	6	5	4	3	2	1	0
0	Q	1	0	1	1	1	0	1	x	1	0	0	0	0	1	0	1	1	1	1	0	Rn					Rd				
U									size						opcode																

Encoding for the BF1CVTL{2} variant

Applies when (size == 10)

BF1CVTL{2} <Vd>.8H, <Vn>.<Ta>

Encoding for the BF2CVTL{2} variant

Applies when (size == 11)

BF2CVTL{2} <Vd>.8H, <Vn>.<Ta>

Decode for all variants of this encoding

```
if !IsFeatureImplemented(FEAT_FP8) then EndOfDecode(Decode_UNDEF);
constant integer d = UInt(Rd);
constant integer n = UInt(Rn);
constant integer part = UInt(Q);
constant integer elements = 64 DIV 8;
constant boolean issrc2 = size == '11';
```

Assembler Symbols

2 Is the second and upper half specifier. If present it causes the operation to be performed on the upper 64 bits of the registers holding the narrower elements, and is encoded in “Q”:

Q	2
0	[absent]
1	[present]

<Vd> Is the name of the SIMD&FP destination register, encoded in the "Rd" field.

<Vn> Is the name of the SIMD&FP source register, encoded in the "Rn" field.

<Ta> Is an arrangement specifier, encoded in “Q”:

Q	<Ta>
0	8B
1	16B

Operation

```
CheckFPMREnabled(); CheckFPAdvSIMDEnabled64();  
constant bits(64) operand = Vpart[n, part, 64];  
bits(128) result;  
  
for e = 0 to elements-1  
    Elem[result, e, 16] = FP8ConvertBF(Elem[operand, e, 8], issrc2, FPCR, FPMR);  
  
V[d, 128] = result;
```

Internal version only: aarchmrs v2025-03_rel, pseudocode v2025-03_rel ; Build timestamp: 2025-03-21T17:41

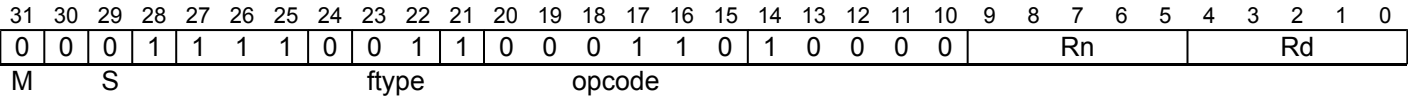
Copyright © 2010-2025 Arm Limited or its affiliates. All rights reserved. This document is Non-Confidential.

BFCVT

Floating-point convert from single-precision to BFloat16 format (scalar)

This instruction converts the single-precision floating-point value in the 32-bit SIMD&FP source register to BFloat16 format and writes the result in the 16-bit SIMD&FP destination register.
ID_AA64ISAR1_EL1.BF16 indicates whether this instruction is supported.

Single-precision to BFloat16
(FEAT_BF16)



Encoding

BFCVT <Hd>, <Sn>

Decode for this encoding

```
if !IsFeatureImplemented(FEAT_BF16) then EndOfDecode(Decode_UNDEF);
constant integer d = UInt(Rd);
constant integer n = UInt(Rn);
```

Assembler Symbols

- <Hd> Is the 16-bit name of the SIMD&FP destination register, encoded in the "Rd" field.
- <Sn> Is the 32-bit name of the SIMD&FP source register, encoded in the "Rn" field.

Operation

```
CheckFPEnabled64();

constant bits(32) operand = V[n, 32];
constant boolean merge = IsMerging(FPCR);
bits(128) result = if merge then V[d, 128] else Zeros(128);

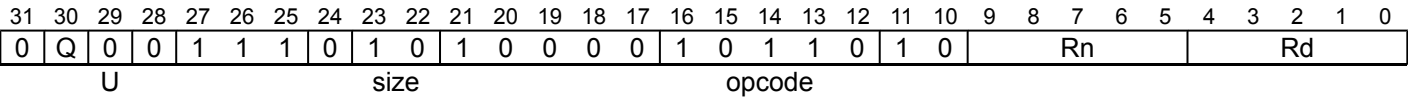
Elem[result, 0, 16] = FPConvertBF(operand, FPCR);
V[d, 128] = result;
```


BFCVTN, BFCVTN2

Floating-point convert from single-precision to BFloat16 format (vector)

This instruction reads each single-precision element in the SIMD&FP source vector, converts each value to BFloat16 format, and writes the results in the lower or upper half of the SIMD&FP destination vector. The result elements are half the width of the source elements. The BFCVTN instruction writes the half-width results to the lower half of the destination vector and clears the upper half to zero. The BFCVTN2 instruction writes the results to the upper half of the destination vector without affecting the other bits in the register.

Vector single-precision to BFloat16 (FEAT_BF16)



Encoding

```
BFCVTN{2} <Vd>.<Ta>, <Vn>.4S
```

Decode for this encoding

```
if !IsFeatureImplemented(FEAT_BF16) then EndOfDecode(Decode_UNDEF);
constant integer d = UInt(Rd);
constant integer n = UInt(Rn);
constant integer part = UInt(Q);
constant integer elements = 64 DIV 16;
```

Assembler Symbols

2 Is the second and upper half specifier. If present it causes the operation to be performed on the upper 64 bits of the registers holding the narrower elements, and is encoded in “Q”:

Q	2
0	[absent]
1	[present]

<Vd> Is the name of the SIMD&FP destination register, encoded in the "Rd" field.

<Ta> Is an arrangement specifier, encoded in “Q”:

Q	<Ta>
0	4H
1	8H

<Vn> Is the name of the SIMD&FP source register, encoded in the "Rn" field.

Operation

```
CheckFPAdvSIMDEnabled64();
constant bits(128) operand = V[n, 128];
bits(64) result;

for e = 0 to elements-1
    Elem[result, e, 16] = FPConvertBF(Elem[operand, e, 32], FPCR);
Vpart[d, part, 64] = result;
```

BFDOT (by element)

BFloat16 floating-point dot product (vector, by element)

This instruction delimits the source vectors into pairs of BFloat16 elements. The BFloat16 pair within the second source vector is specified using an immediate index. The index range is from 0 to 3 inclusive.

If FEAT_EBF16 is not implemented or FPCR.EBF is 0, this instruction:

- Performs an unfused sum-of-products of each pair of adjacent BFloat16 elements in the first source vector with the specified pair of elements in the second source vector. The intermediate single-precision products are rounded before they are summed, and the intermediate sum is rounded before accumulation into the single-precision destination element that overlaps with the corresponding pair of BFloat16 elements in the first source vector.
- Uses the non-IEEE 754 Round-to-Odd rounding mode, which forces bit 0 of an inexact result to 1, and rounds an overflow to an appropriately signed Infinity.
- Flushes denormalized inputs and results to zero, as if FPCR.{FZ, FIZ} is {1, 1}.
- Honors FPCR.AH when generating a default NaN result, otherwise disables alternative floating point behaviors, as if FPCR.AH is 0.

If FEAT_EBF16 is implemented and FPCR.EBF is 1, then this instruction:

- Performs a fused sum-of-products of each pair of adjacent BFloat16 elements in the first source vector with the specified pair of elements in the second source vector. The intermediate single-precision products are not rounded before they are summed, but the intermediate sum is rounded before accumulation into the single-precision destination element that overlaps with the corresponding pair of BFloat16 elements in the first source vector.
- Follows all other floating-point behaviors that apply to single-precision arithmetic, as governed by FPCR.RMode, FPCR.FZ, FPCR.AH, and FPCR.FIZ.

Irrespective of FEAT_EBF16 and FPCR.EBF, this instruction:

- Does not modify the cumulative FPSR exception bits (IDC, IXC, UFC, OFC, DZC, and IOC).
- Disables trapped floating-point exceptions, as if the FPCR trap enable bits (IDE, IXE, UFE, OFE, DZE, and IOE) are all zero.
- Generates only the default NaN, as if FPCR.DN is 1.

ID_AA64ISAR1_EL1.BF16 indicates whether this instruction is supported.

Advanced SIMD
(FEAT_BF16)

31	30	29	28	27	26	25	24	23	22	21	20	19	18	17	16	15	14	13	12	11	10	9	8	7	6	5	4	3	2	1	0
0	Q	0	0	1	1	1	1	0	1	L	M	Rm				1	1	1	1	H	0	Rn				Rd					
U				size								opcode																			

Encoding

BFDOT <Vd>.<Ta>, <Vn>.<Tb>, <Vm>.2H[<index>]

Decode for this encoding

```
if !IsFeatureImplemented(FEAT_BF16) then EndOfDecode(Decode_UNDEF);
constant integer n = UInt(Rn);
constant integer m = UInt(M:Rm);
constant integer d = UInt(Rd);
constant integer i = UInt(H:L);
constant integer datasize = 64 << UInt(Q);
constant integer elements = datasize DIV 32;
```

Assembler Symbols

<Vd> Is the name of the SIMD&FP destination register, encoded in the "Rd" field.

<Ta> Is an arrangement specifier, encoded in "Q":

Q	<Ta>
0	2S
1	4S

<Vn> Is the name of the first SIMD&FP source register, encoded in the "Rn" field.

<Tb> Is an arrangement specifier, encoded in “Q”:

Q	<Tb>
0	4H
1	8H

<Vm> Is the name of the second SIMD&FP source register, encoded in the "M:Rm" fields.

<index> Is the immediate index of a pair of 16-bit elements in the range 0 to 3, encoded in the "H:L" fields.

Operation

```
CheckFPAdvSIMDEnabled64();
constant bits(datasize) operand1 = V[n, datasize];
constant bits(128) operand2 = V[m, 128];
constant bits(datasize) operand3 = V[d, datasize];
bits(datasize) result;

for e = 0 to elements-1
    constant bits(16) elt1_a = Elem[operand1, 2 * e + 0, 16];
    constant bits(16) elt1_b = Elem[operand1, 2 * e + 1, 16];
    constant bits(16) elt2_a = Elem[operand2, 2 * i + 0, 16];
    constant bits(16) elt2_b = Elem[operand2, 2 * i + 1, 16];

    constant bits(32) sum = Elem[operand3, e, 32];
    Elem[result, e, 32] = BFDotAdd(sum, elt1_a, elt1_b, elt2_a, elt2_b, FPCR);
V[d, datasize] = result;
```

BFDOT (vector)

BFloat16 floating-point dot product (vector)

This instruction delimits the source vectors into pairs of BFloat16 elements.

If FEAT_EBF16 is not implemented or FPCR.EBF is 0, this instruction:

- Performs an unfused sum-of-products of each pair of adjacent BFloat16 elements in the source vectors. The intermediate single-precision products are rounded before they are summed, and the intermediate sum is rounded before accumulation into the single-precision destination element that overlaps with the corresponding pair of BFloat16 elements in the source vectors.
- Uses the non-IEEE 754 Round-to-Odd rounding mode, which forces bit 0 of an inexact result to 1, and rounds an overflow to an appropriately signed Infinity.
- Flushes denormalized inputs and results to zero, as if FPCR.{FZ, FIZ} is {1, 1}.
- Honors FPCR.AH when generating a default NaN result, otherwise disables alternative floating point behaviors, as if FPCR.AH is 0.

If FEAT_EBF16 is implemented and FPCR.EBF is 1, then this instruction:

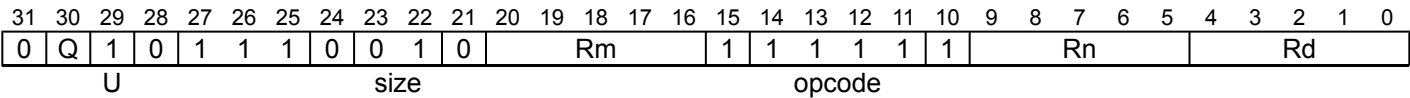
- Performs a fused sum-of-products of each pair of adjacent BFloat16 elements in the source vectors. The intermediate single-precision products are not rounded before they are summed, but the intermediate sum is rounded before accumulation into the single-precision destination element that overlaps with the corresponding pair of BFloat16 elements in the source vectors.
- Follows all other floating-point behaviors that apply to single-precision arithmetic, as governed by FPCR.RMode, FPCR.FZ, FPCR.AH, and FPCR.FIZ.

Irrespective of FEAT_EBF16 and FPCR.EBF, this instruction:

- Does not modify the cumulative FPSR exception bits (IDC, IXC, UFC, OFC, DZC, and IOC).
- Disables trapped floating-point exceptions, as if the FPCR trap enable bits (IDE, IXE, UFE, OFE, DZE, and IOE) are all zero.
- Generates only the default NaN, as if FPCR.DN is 1.

ID_AA64ISAR1_EL1.BF16 indicates whether this instruction is supported.

Advanced SIMD
(FEAT_BF16)



Encoding

BFDOT <Vd>.<Ta>, <Vn>.<Tb>, <Vm>.<Tb>

Decode for this encoding

```
if !IsFeatureImplemented(FEAT_BF16) then EndOfDecode(Decode_UNDEF);
constant integer d = UInt(Rd);
constant integer n = UInt(Rn);
constant integer m = UInt(Rm);
constant integer datasize = 64 << UInt(Q);
constant integer elements = datasize DIV 32;
```

Assembler Symbols

<Vd> Is the name of the SIMD&FP destination register, encoded in the "Rd" field.

<Ta> Is an arrangement specifier, encoded in “Q”:

Q	<Ta>
0	2S
1	4S

<Vn> Is the name of the first SIMD&FP source register, encoded in the "Rn" field.

<Tb> Is an arrangement specifier, encoded in “Q”:

Q	<Tb>
0	4H
1	8H

<Vm> Is the name of the second SIMD&FP source register, encoded in the "Rm" field.

Operation

```

CheckFPAdvSIMDEnabled64();
constant bits(datasize) operand1 = V[n, datasize];
constant bits(datasize) operand2 = V[m, datasize];
constant bits(datasize) operand3 = V[d, datasize];
bits(datasize) result;

for e = 0 to elements-1
    constant bits(16) elt1_a = Elem[operand1, 2 * e + 0, 16];
    constant bits(16) elt1_b = Elem[operand1, 2 * e + 1, 16];
    constant bits(16) elt2_a = Elem[operand2, 2 * e + 0, 16];
    constant bits(16) elt2_b = Elem[operand2, 2 * e + 1, 16];

    constant bits(32) sum = Elem[operand3, e, 32];
    Elem[result, e, 32] = BFDotAdd(sum, elt1_a, elt1_b, elt2_a, elt2_b, FPCR);

V[d, datasize] = result;

```

Internal version only: aarchmrs v2025-03_rel, pseudocode v2025-03_rel ; Build timestamp: 2025-03-21T17:41

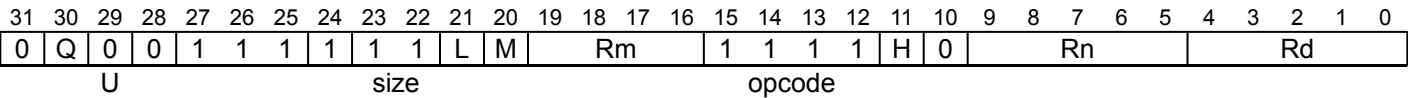
Copyright © 2010-2025 Arm Limited or its affiliates. All rights reserved. This document is Non-Confidential.

BFMLALB, BFMLALT (by element)

BFloat16 floating-point widening multiply-add long (by element)

This instruction widens the even-numbered (bottom) or odd-numbered (top) 16-bit elements in the first source vector, and the indexed element in the second source vector from Bfloat16 to single-precision format. The instruction then multiplies and adds these values without intermediate rounding to single-precision elements of the destination vector that overlap with the corresponding BFloat16 elements in the first source vector. ID_AA64ISAR1_EL1.BF16 indicates whether this instruction is supported.

Vector (FEAT_BF16)



Encoding

BFMLAL<bt> <Vd>.4S, <Vn>.8H, <Vm>.H[<index>]

Decode for this encoding

```
if !IsFeatureImplemented(FEAT_BF16) then EndOfDecode(Decode_UNDEF);
constant integer n = UInt(Rn);
constant integer m = UInt('0':Rm);
constant integer d = UInt(Rd);
constant integer index = UInt(H:L:M);

constant integer elements = 128 DIV 32;
constant integer sel = UInt(Q);
```

Assembler Symbols

<bt> Is the bottom or top element specifier, encoded in “Q”:

Q	<bt>
0	B
1	T

<Vd> Is the name of the SIMD&FP destination register, encoded in the "Rd" field.

<Vn> Is the name of the first SIMD&FP source register, encoded in the "Rn" field.

<Vm> Is the name of the second SIMD&FP source register, in the range V0 to V15, encoded in the "Rm" field.

<index> Is the element index, in the range 0 to 7, encoded in the "H:L:M" fields.

Operation

```
CheckFPAdvSIMDEnabled64();
bits(128) result;
constant bits(128) operand1 = V[n, 128];
constant bits(128) operand2 = V[m, 128];
constant bits(128) operand3 = V[d, 128];
constant bits(16) element2 = Elem[operand2, index, 16];

for e = 0 to elements-1
    constant bits(16) element1 = Elem[operand1, 2 * e + sel, 16];
    constant bits(32) addend = Elem[operand3, e, 32];
    Elem[result, e, 32] = BFMulAddH(addend, element1, element2, FPCR);

V[d, 128] = result;
```

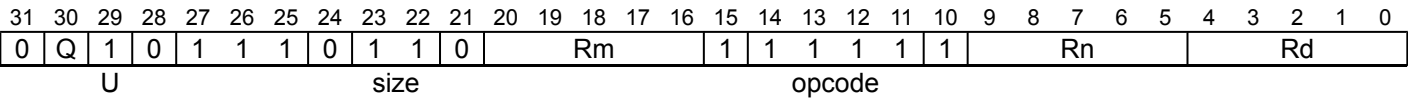

BFMLALB, BFMLALT (vector)

BFloat16 floating-point widening multiply-add long (vector)

This instruction widens the even-numbered (bottom) or odd-numbered (top) 16-bit elements in the first and second source vectors from Bfloat16 to single-precision format. The instruction then multiplies and adds these values without intermediate rounding to the single-precision elements of the destination vector that overlap with the corresponding BFloat16 elements in the source vectors.

ID_AA64ISAR1_EL1.BF16 indicates whether this instruction is supported.

Vector
(FEAT_BF16)



Encoding

BFMLAL<bt> <Vd>.4S, <Vn>.8H, <Vm>.8H

Decode for this encoding

```
if !IsFeatureImplemented(FEAT_BF16) then EndOfDecode(Decode_UNDEF);
constant integer d = UInt(Rd);
constant integer n = UInt(Rn);
constant integer m = UInt(Rm);

constant integer elements = 128 DIV 32;
constant integer sel = UInt(Q);
```

Assembler Symbols

- <bt> Is the bottom or top element specifier, encoded in “Q”:
- | Q | <bt> |
|---|------|
| 0 | B |
| 1 | T |
- <Vd> Is the name of the SIMD&FP destination register, encoded in the "Rd" field.
- <Vn> Is the name of the first SIMD&FP source register, encoded in the "Rn" field.
- <Vm> Is the name of the second SIMD&FP source register, encoded in the "Rm" field.

Operation

```
CheckFPAdvSIMDEnabled64();
constant bits(128) operand1 = V[n, 128];
constant bits(128) operand2 = V[m, 128];
constant bits(128) operand3 = V[d, 128];
bits(128) result;

for e = 0 to elements-1
    constant bits(16) element1 = Elem[operand1, 2 * e + sel, 16];
    constant bits(16) element2 = Elem[operand2, 2 * e + sel, 16];
    constant bits(32) addend = Elem[operand3, e, 32];
    Elem[result, e, 32] = BFMulAddH(addend, element1, element2, FPCR);

V[d, 128] = result;
```


BFMMLA (widening)

BFloat16 matrix multiply-accumulate to single-precision

If FEAT_EBF16 is not implemented or FPCR.EBF is 0, this instruction:

- Performs two unfused sums-of-products within each two pairs of adjacent BFloat16 elements while multiplying the 2x4 matrix of BFloat16 values in the first source vector with the 4x2 matrix of BFloat16 values in the second source vector. The intermediate single-precision products are rounded before they are summed and the intermediate sum is rounded before accumulation into the 2x2 single-precision matrix in the destination vector. This is equivalent to accumulating two 2-way unfused dot products per destination element.
- Uses the non-IEEE 754 Round-to-Odd rounding mode, which forces bit 0 of an inexact result to 1, and rounds an overflow to an appropriately signed Infinity.
- Flushes denormalized inputs and results to zero, as if FPCR.{FZ, FIZ} is {1, 1}.
- Honors FPCR.AH when generating a default NaN result, otherwise disables alternative floating point behaviors, as if FPCR.AH is 0.

If FEAT_EBF16 is implemented and FPCR.EBF is 1, then this instruction:

- Performs two fused sums-of-products within each two pairs of adjacent BFloat16 elements while multiplying the 2x4 matrix of BFloat16 values in the first source vector with the 4x2 matrix of BFloat16 values in the second source vector. The intermediate single-precision products are not rounded before they are summed, but the intermediate sum is rounded before accumulation into the 2x2 single-precision matrix in the destination vector. This is equivalent to accumulating two 2-way fused dot products per destination element.
- Follows all other floating-point behaviors that apply to single-precision arithmetic, as governed by FPCR.RMode, FPCR.FZ, FPCR.AH, and FPCR.FIZ.

Irrespective of FEAT_EBF16 and FPCR.EBF, this instruction:

- Does not modify the cumulative FPSR exception bits (IDC, IXC, UFC, OFC, DZC, and IOC).
- Disables trapped floating-point exceptions, as if the FPCR trap enable bits (IDE, IXE, UFE, OFE, DZE, and IOE) are all zero.
- Generates only the default NaN, as if FPCR.DN is 1.

ID_AA64ISAR1_EL1.BF16 indicates whether this instruction is supported.

Advanced SIMD
(FEAT_BF16)

31	30	29	28	27	26	25	24	23	22	21	20	19	18	17	16	15	14	13	12	11	10	9	8	7	6	5	4	3	2	1	0
0	1	1	0	1	1	1	0	0	1	0	Rm				1	1	1	0	1	1	Rn				Rd						
Q U				size				opcode																							

Encoding

BFMMLA <Vd>.4S, <Vn>.8H, <Vm>.8H

Decode for this encoding

```
if !IsFeatureImplemented(FEAT_BF16) then EndOfDecode(Decode_UNDEF);
constant integer d = UInt(Rd);
constant integer n = UInt(Rn);
constant integer m = UInt(Rm);
```

Assembler Symbols

- <Vd> Is the name of the SIMD&FP third source and destination register, encoded in the "Rd" field.
- <Vn> Is the name of the first SIMD&FP source register, encoded in the "Rn" field.
- <Vm> Is the name of the second SIMD&FP source register, encoded in the "Rm" field.

Operation

```
CheckFPAdvSIMDEnabled64();
constant bits(128) op1 = V[n, 128];
constant bits(128) op2 = V[m, 128];
constant bits(128) acc = V[d, 128];

V[d, 128] = BFMatMulAddH(acc, op1, op2, FPCR);
```

Operational information

Arm expects that the BFMMLA instruction will deliver a peak BFloat16 multiply throughput that is at least as high as can be achieved using two BFDOT (vector) instructions, with a goal that it should have significantly higher throughput.

Internal version only: aarchmrs v2025-03_rel, pseudocode v2025-03_rel ; Build timestamp: 2025-03-21T17:41

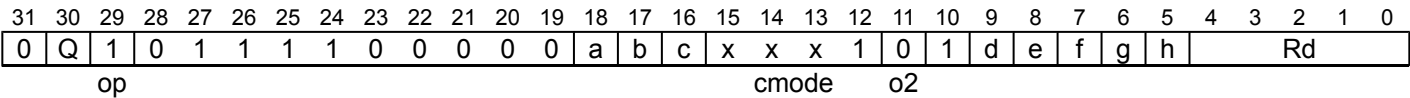
Copyright © 2010-2025 Arm Limited or its affiliates. All rights reserved. This document is Non-Confidential.

BIC (vector, immediate)

Bitwise bit clear (vector, immediate)

This instruction reads each vector element from the destination SIMD&FP register, performs a bitwise AND between each result and the complement of an immediate constant, places the result into a vector, and writes the vector to the destination SIMD&FP register.
Depending on the settings in the CPACR_EL1, CPTR_EL2, and CPTR_EL3 registers, and the current Security state and Exception level, an attempt to execute the instruction might be trapped.

Shifted immediate
(FEAT_AdvSIMD)



Encoding for the 16-bit variant

Applies when (cmode == 10x1)

```
BIC <Vd>.<T>, #<imm8>{, LSL #<amount>}
```

Encoding for the 32-bit variant

Applies when (cmode == 0xx1)

```
BIC <Vd>.<T>, #<imm8>{, LSL #<amount>}
```

Decode for all variants of this encoding

```
if !IsFeatureImplemented(FEAT_AdvSIMD) then EndOfDecode(Decode_UNDEF);
constant integer rd = UInt(Rd);
constant integer datasize = 64 << UInt(Q);
constant bits(64) imm64 = AdvSIMDExpandImm(op, cmode, a:b:c:d:e:f:g:h);
constant bits(datasize) imm = Replicate(imm64, datasize DIV 64);
```

Assembler Symbols

<Vd> Is the name of the SIMD&FP register, encoded in the "Rd" field.

<T> For the "16-bit" variant: is an arrangement specifier, encoded in “Q”:

Q	<T>
0	4H
1	8H

For the "32-bit" variant: is an arrangement specifier, encoded in “Q”:

Q	<T>
0	2S
1	4S

<imm8> Is an 8-bit immediate encoded in "a:b:c:d:e:f:g:h".

<amount> For the "16-bit" variant: is the shift amount encoded in “cmode<1>”:

cmode<1>	<amount>
0	0
1	8

defaulting to 0 if LSL is omitted.

For the "32-bit" variant: is the shift amount encoded in “cmode<2:1>”:

cmode<2:1>	<amount>
00	0
01	8
10	16
11	24

defaulting to 0 if LSL is omitted.

Operation

```
CheckFPAdvSIMDEnabled64();  
constant bits(datasize) operand = V[rd, datasize];  
V[rd, datasize] = operand AND NOT(imm);
```

Operational information

If PSTATE.DIT is 1:

- The execution time of this instruction is independent of:
 - The values of the data supplied in any of its registers.
 - The values of the NZCV flags.
- The response of this instruction to asynchronous exceptions does not vary based on:
 - The values of the data supplied in any of its registers.
 - The values of the NZCV flags.

Internal version only: aarchmrs v2025-03_rel, pseudocode v2025-03_rel ; Build timestamp: 2025-03-21T17:41

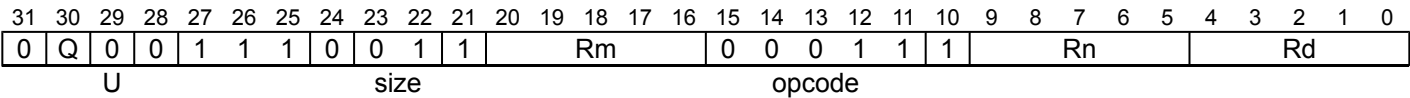
Copyright © 2010-2025 Arm Limited or its affiliates. All rights reserved. This document is Non-Confidential.

BIC (vector, register)

Bitwise bit clear (vector, register)

This instruction performs a bitwise AND between the first source SIMD&FP register and the complement of the second source SIMD&FP register, and writes the result to the destination SIMD&FP register.
Depending on the settings in the CPACR_EL1, CPTR_EL2, and CPTR_EL3 registers, and the current Security state and Exception level, an attempt to execute the instruction might be trapped.

Three registers of the same type
(FEAT_AdvSIMD)



Encoding

```
BIC <Vd>.<T>, <Vn>.<T>, <Vm>.<T>
```

Decode for this encoding

```
if !IsFeatureImplemented(FEAT_AdvSIMD) then EndOfDecode(Decode_UNDEF);
constant integer d = UInt(Rd);
constant integer n = UInt(Rn);
constant integer m = UInt(Rm);
constant integer datasize = 64 << UInt(Q);
```

Assembler Symbols

<Vd> Is the name of the SIMD&FP destination register, encoded in the "Rd" field.

<T> Is an arrangement specifier, encoded in “Q”:

Q	<T>
0	8B
1	16B

<Vn> Is the name of the first SIMD&FP source register, encoded in the "Rn" field.

<Vm> Is the name of the second SIMD&FP source register, encoded in the "Rm" field.

Operation

```
CheckFPAdvSIMDEnabled64();
constant bits(datasize) operand1 = V[n, datasize];
constant bits(datasize) operand2 = NOT(V[m, datasize]);
V[d, datasize] = operand1 AND operand2;
```

Operational information

- If PSTATE.DIT is 1:
- The execution time of this instruction is independent of:
 - The values of the data supplied in any of its registers.
 - The values of the NZCV flags.
 - The response of this instruction to asynchronous exceptions does not vary based on:
 - The values of the data supplied in any of its registers.
 - The values of the NZCV flags.

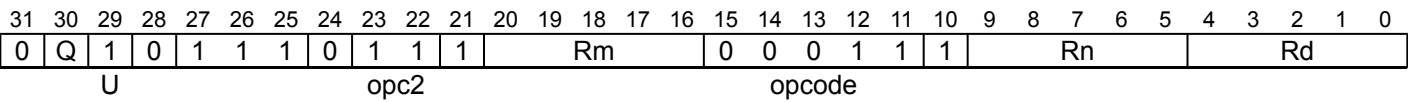
BIF

Bitwise insert if false

This instruction inserts each bit from the first source SIMD&FP register into the destination SIMD&FP register if the corresponding bit of the second source SIMD&FP register is 0, otherwise leaves the bit in the destination register unchanged.

Depending on the settings in the CPACR_EL1, CPTR_EL2, and CPTR_EL3 registers, and the current Security state and Exception level, an attempt to execute the instruction might be trapped.

Three registers of the same type
(FEAT_AdvSIMD)



Encoding

```
BIF <Vd>.<T>, <Vn>.<T>, <Vm>.<T>
```

Decode for this encoding

```
if !IsFeatureImplemented(FEAT_AdvSIMD) then EndOfDecode(Decode_UNDEF);
constant integer d = UInt(Rd);
constant integer n = UInt(Rn);
constant integer m = UInt(Rm);
constant integer datasize = 64 << UInt(Q);
```

Assembler Symbols

<Vd> Is the name of the SIMD&FP destination register, encoded in the "Rd" field.

<T> Is an arrangement specifier, encoded in "Q":

Q	<T>
0	8B
1	16B

<Vn> Is the name of the first SIMD&FP source register, encoded in the "Rn" field.

<Vm> Is the name of the second SIMD&FP source register, encoded in the "Rm" field.

Operation

```
CheckFPAdvSIMDEnabled64();

constant bits(datasize) operand1 = V[d, datasize];
constant bits(datasize) operand2 = NOT(V[m, datasize]);
constant bits(datasize) operand3 = V[n, datasize];
V[d, datasize] = operand1 EOR ((operand1 EOR operand3) AND operand2);
```

Operational information

- If PSTATE.DIT is 1:
- The execution time of this instruction is independent of:
 - The values of the data supplied in any of its registers.
 - The values of the NZCV flags.
 - The response of this instruction to asynchronous exceptions does not vary based on:
 - The values of the data supplied in any of its registers.
 - The values of the NZCV flags.

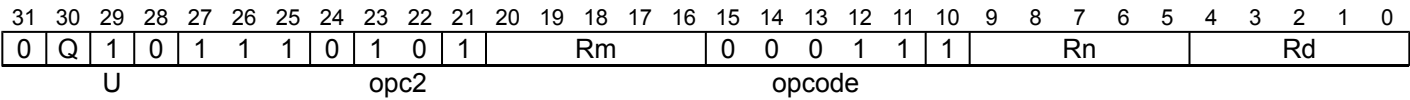
BIT

Bitwise insert if true

This instruction inserts each bit from the first source SIMD&FP register into the SIMD&FP destination register if the corresponding bit of the second source SIMD&FP register is 1, otherwise leaves the bit in the destination register unchanged.

Depending on the settings in the CPACR_EL1, CPTR_EL2, and CPTR_EL3 registers, and the current Security state and Exception level, an attempt to execute the instruction might be trapped.

Three registers of the same type
(FEAT_AdvSIMD)



Encoding

```
BIT <Vd>.<T>, <Vn>.<T>, <Vm>.<T>
```

Decode for this encoding

```
if !IsFeatureImplemented(FEAT_AdvSIMD) then EndOfDecode(Decode_UNDEF);
constant integer d = UInt(Rd);
constant integer n = UInt(Rn);
constant integer m = UInt(Rm);
constant integer datasize = 64 << UInt(Q);
```

Assembler Symbols

<Vd> Is the name of the SIMD&FP destination register, encoded in the "Rd" field.

<T> Is an arrangement specifier, encoded in "Q":

Q	<T>
0	8B
1	16B

<Vn> Is the name of the first SIMD&FP source register, encoded in the "Rn" field.

<Vm> Is the name of the second SIMD&FP source register, encoded in the "Rm" field.

Operation

```
CheckFPAdvSIMDEnabled64();

constant bits(datasize) operand1 = V[d, datasize];
constant bits(datasize) operand2 = V[m, datasize];
constant bits(datasize) operand3 = V[n, datasize];
V[d, datasize] = operand1 EOR ((operand1 EOR operand3) AND operand2);
```

Operational information

- If PSTATE.DIT is 1:
- The execution time of this instruction is independent of:
 - The values of the data supplied in any of its registers.
 - The values of the NZCV flags.
 - The response of this instruction to asynchronous exceptions does not vary based on:
 - The values of the data supplied in any of its registers.
 - The values of the NZCV flags.

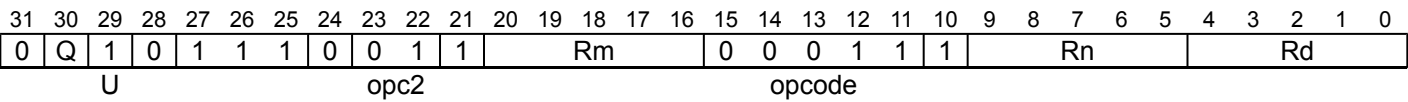
BSL

Bitwise select

This instruction sets each bit in the destination SIMD&FP register to the corresponding bit from the first source SIMD&FP register when the original destination bit was 1, otherwise from the second source SIMD&FP register.

Depending on the settings in the CPACR_EL1, CPTR_EL2, and CPTR_EL3 registers, and the current Security state and Exception level, an attempt to execute the instruction might be trapped.

Three registers of the same type
(FEAT_AdvSIMD)



Encoding

```
BSL <Vd>.<T>, <Vn>.<T>, <Vm>.<T>
```

Decode for this encoding

```
if !IsFeatureImplemented(FEAT_AdvSIMD) then EndOfDecode(Decode_UNDEF);
constant integer d = UInt(Rd);
constant integer n = UInt(Rn);
constant integer m = UInt(Rm);
constant integer datasize = 64 << UInt(Q);
```

Assembler Symbols

<Vd> Is the name of the SIMD&FP destination register, encoded in the "Rd" field.

<T> Is an arrangement specifier, encoded in "Q":

Q	<T>
0	8B
1	16B

<Vn> Is the name of the first SIMD&FP source register, encoded in the "Rn" field.

<Vm> Is the name of the second SIMD&FP source register, encoded in the "Rm" field.

Operation

```
CheckFPAdvSIMDEnabled64();

constant bits(datasize) operand1 = V[m, datasize];
constant bits(datasize) operand2 = V[d, datasize];
constant bits(datasize) operand3 = V[n, datasize];
V[d, datasize] = operand1 EOR ((operand1 EOR operand3) AND operand2);
```

Operational information

- If PSTATE.DIT is 1:
- The execution time of this instruction is independent of:
 - The values of the data supplied in any of its registers.
 - The values of the NZCV flags.
 - The response of this instruction to asynchronous exceptions does not vary based on:
 - The values of the data supplied in any of its registers.
 - The values of the NZCV flags.

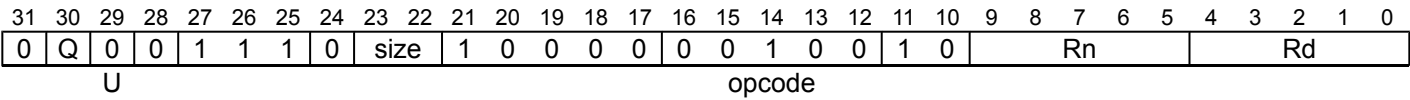
CLS (vector)

Count leading sign bits (vector)

This instruction counts the number of consecutive bits following the most significant bit that are the same as the most significant bit in each vector element in the source SIMD&FP register, places the result into a vector, and writes the vector to the destination SIMD&FP register. The count does not include the most significant bit itself.

Depending on the settings in the CPACR_EL1, CPTR_EL2, and CPTR_EL3 registers, and the current Security state and Exception level, an attempt to execute the instruction might be trapped.

Vector
(FEAT_AdvSIMD)



Encoding

CLS <Vd>.<T>, <Vn>.<T>

Decode for this encoding

```
if !IsFeatureImplemented(FEAT_AdvSIMD) then EndOfDecode(Decode_UNDEF);
if size == '11' then EndOfDecode(Decode_UNDEF);
constant integer d = UInt(Rd);
constant integer n = UInt(Rn);
constant integer esize = 8 << UInt(size);
constant integer datasize = 64 << UInt(Q);
constant integer elements = datasize DIV esize;
```

Assembler Symbols

<Vd> Is the name of the SIMD&FP destination register, encoded in the "Rd" field.

<T> Is an arrangement specifier, encoded in “size:Q”:

size	Q	<T>
00	0	8B
00	1	16B
01	0	4H
01	1	8H
10	0	2S
10	1	4S
11	x	RESERVED

<Vn> Is the name of the SIMD&FP source register, encoded in the "Rn" field.

Operation

```
CheckFPAdvSIMDEnabled64();
constant bits(datasize) operand = V[n, datasize];
bits(datasize) result;

for e = 0 to elements-1
    constant integer count = CountLeadingSignBits(Elem[operand, e, esize]);
    Elem[result, e, esize] = count<esize-1:0>;
V[d, datasize] = result;
```

Operational information

If PSTATE.DIT is 1:

- The execution time of this instruction is independent of:
 - The values of the data supplied in any of its registers.
 - The values of the NZCV flags.
- The response of this instruction to asynchronous exceptions does not vary based on:
 - The values of the data supplied in any of its registers.
 - The values of the NZCV flags.

Internal version only: aarchmrs v2025-03_rel, pseudocode v2025-03_rel ; Build timestamp: 2025-03-21T17:41

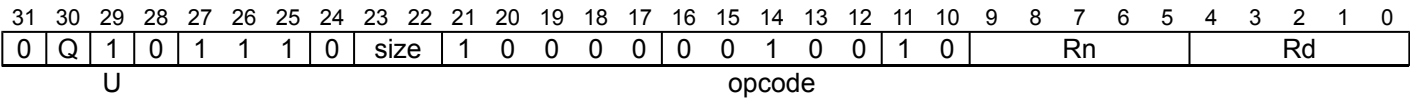
Copyright © 2010-2025 Arm Limited or its affiliates. All rights reserved. This document is Non-Confidential.

CLZ (vector)

Count leading zero bits (vector)

This instruction counts the number of consecutive zeros, starting from the most significant bit, in each vector element in the source SIMD&FP register, places the result into a vector, and writes the vector to the destination SIMD&FP register.
Depending on the settings in the CPACR_EL1, CPTR_EL2, and CPTR_EL3 registers, and the current Security state and Exception level, an attempt to execute the instruction might be trapped.

Vector
(FEAT_AdvSIMD)



Encoding

CLZ <Vd>.<T>, <Vn>.<T>

Decode for this encoding

```
if !IsFeatureImplemented(FEAT_AdvSIMD) then EndOfDecode(Decode_UNDEF);
if size == '11' then EndOfDecode(Decode_UNDEF);
constant integer d = UInt(Rd);
constant integer n = UInt(Rn);
constant integer esize = 8 << UInt(size);
constant integer datasize = 64 << UInt(Q);
constant integer elements = datasize DIV esize;
```

Assembler Symbols

<Vd> Is the name of the SIMD&FP destination register, encoded in the "Rd" field.

<T> Is an arrangement specifier, encoded in "size:Q":

size	Q	<T>
00	0	8B
00	1	16B
01	0	4H
01	1	8H
10	0	2S
10	1	4S
11	x	RESERVED

<Vn> Is the name of the SIMD&FP source register, encoded in the "Rn" field.

Operation

```
CheckFPAdvSIMDEnabled64();
constant bits(datasize) operand = V[n, datasize];
bits(datasize) result;

for e = 0 to elements-1
    constant integer count = CountLeadingZeroBits(Elem[operand, e, esize]);
    Elem[result, e, esize] = count<esize-1:0>;
V[d, datasize] = result;
```

Operational information

If PSTATE.DIT is 1:

- The execution time of this instruction is independent of:
 - The values of the data supplied in any of its registers.
 - The values of the NZCV flags.
- The response of this instruction to asynchronous exceptions does not vary based on:
 - The values of the data supplied in any of its registers.
 - The values of the NZCV flags.

Internal version only: aarchmrs v2025-03_rel, pseudocode v2025-03_rel ; Build timestamp: 2025-03-21T17:41

Copyright © 2010-2025 Arm Limited or its affiliates. All rights reserved. This document is Non-Confidential.

CMEQ (register)

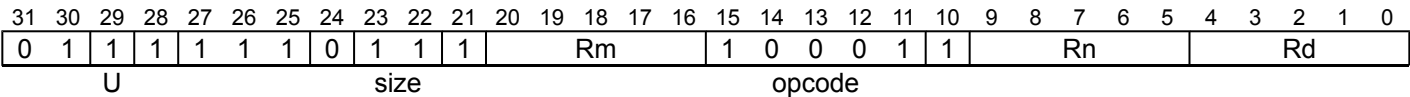
Compare bitwise equal (vector)

This instruction compares each vector element from the first source SIMD&FP register with the corresponding vector element from the second source SIMD&FP register, and if the comparison is equal sets every bit of the corresponding vector element in the destination SIMD&FP register to one, otherwise sets every bit of the corresponding vector element in the destination SIMD&FP register to zero.

Depending on the settings in the CPACR_EL1, CPTR_EL2, and CPTR_EL3 registers, and the current Security state and Exception level, an attempt to execute the instruction might be trapped.

It has encodings from 2 classes: [Scalar](#) and [Vector](#)

Scalar (FEAT_AdvSIMD)



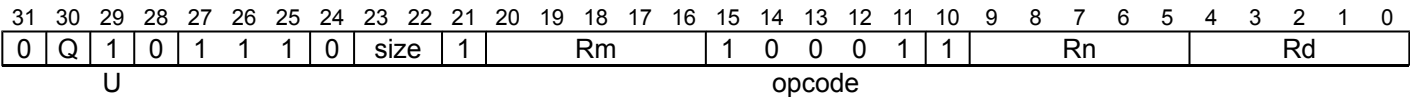
Encoding

CMEQ D<d>, D<n>, D<m>

Decode for this encoding

```
if !IsFeatureImplemented(FEAT_AdvSIMD) then EndOfDecode(Decode_UNDEF);
constant integer d = UInt(Rd);
constant integer n = UInt(Rn);
constant integer m = UInt(Rm);
constant integer esize = 8 << UInt(size);
constant integer datasize = esize;
constant integer elements = 1;
```

Vector (FEAT_AdvSIMD)



Encoding

CMEQ <Vd>.<T>, <Vn>.<T>, <Vm>.<T>

Decode for this encoding

```
if !IsFeatureImplemented(FEAT_AdvSIMD) then EndOfDecode(Decode_UNDEF);
if size:Q == '110' then EndOfDecode(Decode_UNDEF);
constant integer d = UInt(Rd);
constant integer n = UInt(Rn);
constant integer m = UInt(Rm);
constant integer esize = 8 << UInt(size);
constant integer datasize = 64 << UInt(Q);
constant integer elements = datasize DIV esize;
```

Assembler Symbols

- <d> Is the number of the SIMD&FP destination register, encoded in the "Rd" field.
- <n> Is the number of the first SIMD&FP source register, encoded in the "Rn" field.
- <m> Is the number of the second SIMD&FP source register, encoded in the "Rm" field.

<Vd> Is the name of the SIMD&FP destination register, encoded in the "Rd" field.

<T> Is an arrangement specifier, encoded in “size:Q”:

size	Q	<T>
00	0	8B
00	1	16B
01	0	4H
01	1	8H
10	0	2S
10	1	4S
11	0	RESERVED
11	1	2D

<Vn> Is the name of the first SIMD&FP source register, encoded in the "Rn" field.

<Vm> Is the name of the second SIMD&FP source register, encoded in the "Rm" field.

Operation

```
CheckFPAdvSIMDEnabled64();
constant bits(datasize) operand1 = V[n, datasize];
constant bits(datasize) operand2 = V[m, datasize];
bits(datasize) result;
bits(esize) element1;
bits(esize) element2;

for e = 0 to elements-1
    element1 = Elem[operand1, e, esize];
    element2 = Elem[operand2, e, esize];
    Elem[result, e, esize] = if element1 == element2 then Ones(esize) else Zeros(esize);

V[d, datasize] = result;
```

Operational information

If PSTATE.DIT is 1:

- The execution time of this instruction is independent of:
 - The values of the data supplied in any of its registers.
 - The values of the NZCV flags.
- The response of this instruction to asynchronous exceptions does not vary based on:
 - The values of the data supplied in any of its registers.
 - The values of the NZCV flags.

CMEQ (zero)

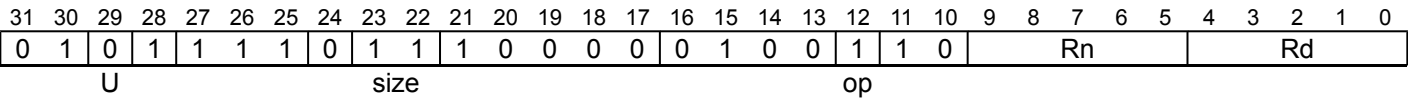
Compare bitwise equal to zero (vector)

This instruction reads each vector element in the source SIMD&FP register and if the value is equal to zero sets every bit of the corresponding vector element in the destination SIMD&FP register to one, otherwise sets every bit of the corresponding vector element in the destination SIMD&FP register to zero.

Depending on the settings in the CPACR_EL1, CPTR_EL2, and CPTR_EL3 registers, and the current Security state and Exception level, an attempt to execute the instruction might be trapped.

It has encodings from 2 classes: [Scalar](#) and [Vector](#)

Scalar (FEAT_AdvSIMD)



Encoding

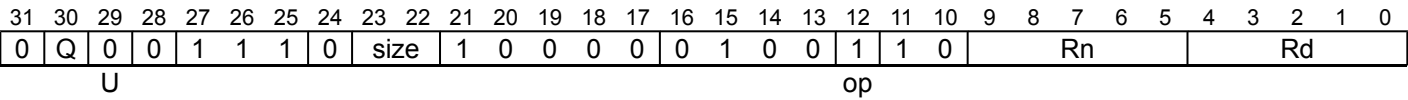
CMEQ D<d>, D<n>, #0

Decode for this encoding

```
if !IsFeatureImplemented(FEAT_AdvSIMD) then EndOfDecode(Decode_UNDEF);
if size != '11' then EndOfDecode(Decode_UNDEF);

constant integer d = UInt(Rd);
constant integer n = UInt(Rn);
constant integer esize = 8 << UInt(size);
constant integer datasize = esize;
constant integer elements = 1;
```

Vector (FEAT_AdvSIMD)



Encoding

CMEQ <Vd>.<T>, <Vn>.<T>, #0

Decode for this encoding

```
if !IsFeatureImplemented(FEAT_AdvSIMD) then EndOfDecode(Decode_UNDEF);
if size:Q == '110' then EndOfDecode(Decode_UNDEF);

constant integer d = UInt(Rd);
constant integer n = UInt(Rn);
constant integer esize = 8 << UInt(size);
constant integer datasize = 64 << UInt(Q);
constant integer elements = datasize DIV esize;
```

Assembler Symbols

- <d> Is the number of the SIMD&FP destination register, encoded in the "Rd" field.
- <n> Is the number of the SIMD&FP source register, encoded in the "Rn" field.

<Vd> Is the name of the SIMD&FP destination register, encoded in the "Rd" field.

<T> Is an arrangement specifier, encoded in “size:Q”:

size	Q	<T>
00	0	8B
00	1	16B
01	0	4H
01	1	8H
10	0	2S
10	1	4S
11	0	RESERVED
11	1	2D

<Vn> Is the name of the SIMD&FP source register, encoded in the "Rn" field.

Operation

```
CheckFPAdvSIMDEnabled64();
constant bits(datasize) operand = V[n, datasize];
bits(datasize) result;
integer element;

for e = 0 to elements-1
    element = SInt(Elem[operand, e, esize]);
    Elem[result, e, esize] = if element == 0 then Ones(esize) else Zeros(esize);

V[d, datasize] = result;
```

Operational information

- If PSTATE.DIT is 1:
- The execution time of this instruction is independent of:
 - The values of the data supplied in any of its registers.
 - The values of the NZCV flags.
 - The response of this instruction to asynchronous exceptions does not vary based on:
 - The values of the data supplied in any of its registers.
 - The values of the NZCV flags.

CMGE (register)

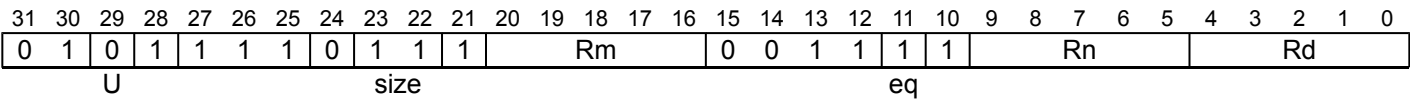
Compare signed greater than or equal (vector)

This instruction compares each vector element in the first source SIMD&FP register with the corresponding vector element in the second source SIMD&FP register and if the first signed integer value is greater than or equal to the second signed integer value sets every bit of the corresponding vector element in the destination SIMD&FP register to one, otherwise sets every bit of the corresponding vector element in the destination SIMD&FP register to zero.

Depending on the settings in the CPACR_EL1, CPTR_EL2, and CPTR_EL3 registers, and the current Security state and Exception level, an attempt to execute the instruction might be trapped.

It has encodings from 2 classes: [Scalar](#) and [Vector](#)

Scalar (FEAT_AdvSIMD)



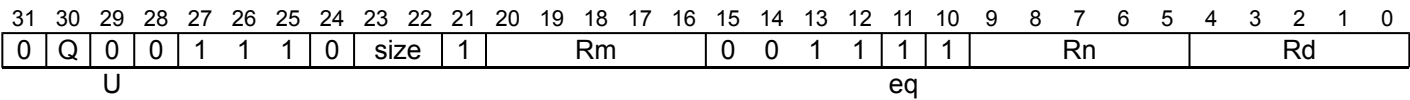
Encoding

CMGE D<d>, D<n>, D<m>

Decode for this encoding

```
if !IsFeatureImplemented(FEAT_AdvSIMD) then EndOfDecode(Decode_UNDEF);
if size != '11' then EndOfDecode(Decode_UNDEF);
constant integer d = UInt(Rd);
constant integer n = UInt(Rn);
constant integer m = UInt(Rm);
constant integer esize = 8 << UInt(size);
constant integer datasize = esize;
constant integer elements = 1;
```

Vector (FEAT_AdvSIMD)



Encoding

CMGE <Vd>.<T>, <Vn>.<T>, <Vm>.<T>

Decode for this encoding

```
if !IsFeatureImplemented(FEAT_AdvSIMD) then EndOfDecode(Decode_UNDEF);
if size:Q == '110' then EndOfDecode(Decode_UNDEF);
constant integer d = UInt(Rd);
constant integer n = UInt(Rn);
constant integer m = UInt(Rm);
constant integer esize = 8 << UInt(size);
constant integer datasize = 64 << UInt(Q);
constant integer elements = datasize DIV esize;
```

Assembler Symbols

<d> Is the number of the SIMD&FP destination register, encoded in the "Rd" field.

- <n> Is the number of the first SIMD&FP source register, encoded in the "Rn" field.
- <m> Is the number of the second SIMD&FP source register, encoded in the "Rm" field.
- <Vd> Is the name of the SIMD&FP destination register, encoded in the "Rd" field.
- <T> Is an arrangement specifier, encoded in “size:Q”:

size	Q	<T>
00	0	8B
00	1	16B
01	0	4H
01	1	8H
10	0	2S
10	1	4S
11	0	RESERVED
11	1	2D

- <Vn> Is the name of the first SIMD&FP source register, encoded in the "Rn" field.
- <Vm> Is the name of the second SIMD&FP source register, encoded in the "Rm" field.

Operation

```

CheckFPAdvSIMDEnabled64();
constant bits(datasize) operand1 = V[n, datasize];
constant bits(datasize) operand2 = V[m, datasize];
bits(datasize) result;
integer element1;
integer element2;

for e = 0 to elements-1
    element1 = SInt(Elem[operand1, e, esize]);
    element2 = SInt(Elem[operand2, e, esize]);
    Elem[result, e, esize] = if element1 >= element2 then Ones(esize) else Zeros(esize);

V[d, datasize] = result;

```

Operational information

- If PSTATE.DIT is 1:
- The execution time of this instruction is independent of:
 - The values of the data supplied in any of its registers.
 - The values of the NZCV flags.
 - The response of this instruction to asynchronous exceptions does not vary based on:
 - The values of the data supplied in any of its registers.
 - The values of the NZCV flags.

CMGE (zero)

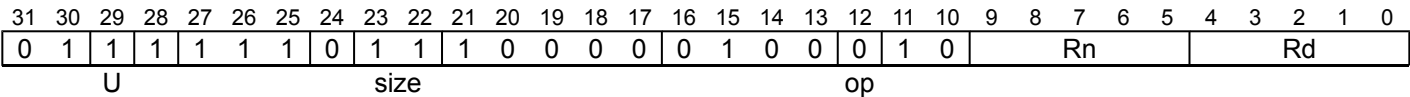
Compare signed greater than or equal to zero (vector)

This instruction reads each vector element in the source SIMD&FP register and if the signed integer value is greater than or equal to zero sets every bit of the corresponding vector element in the destination SIMD&FP register to one, otherwise sets every bit of the corresponding vector element in the destination SIMD&FP register to zero.

Depending on the settings in the CPACR_EL1, CPTR_EL2, and CPTR_EL3 registers, and the current Security state and Exception level, an attempt to execute the instruction might be trapped.

It has encodings from 2 classes: [Scalar](#) and [Vector](#)

Scalar (FEAT_AdvSIMD)



Encoding

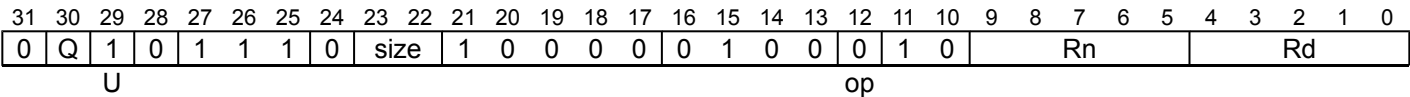
CMGE D<d>, D<n>, #0

Decode for this encoding

```
if !IsFeatureImplemented(FEAT_AdvSIMD) then EndOfDecode(Decode_UNDEF);
if size != '11' then EndOfDecode(Decode_UNDEF);

constant integer d = UInt(Rd);
constant integer n = UInt(Rn);
constant integer esize = 8 << UInt(size);
constant integer datasize = esize;
constant integer elements = 1;
```

Vector (FEAT_AdvSIMD)



Encoding

CMGE <Vd>.<T>, <Vn>.<T>, #0

Decode for this encoding

```
if !IsFeatureImplemented(FEAT_AdvSIMD) then EndOfDecode(Decode_UNDEF);
if size:Q == '110' then EndOfDecode(Decode_UNDEF);

constant integer d = UInt(Rd);
constant integer n = UInt(Rn);
constant integer esize = 8 << UInt(size);
constant integer datasize = 64 << UInt(Q);
constant integer elements = datasize DIV esize;
```

Assembler Symbols

- <d> Is the number of the SIMD&FP destination register, encoded in the "Rd" field.
- <n> Is the number of the SIMD&FP source register, encoded in the "Rn" field.

<Vd> Is the name of the SIMD&FP destination register, encoded in the "Rd" field.

<T> Is an arrangement specifier, encoded in “size:Q”:

size	Q	<T>
00	0	8B
00	1	16B
01	0	4H
01	1	8H
10	0	2S
10	1	4S
11	0	RESERVED
11	1	2D

<Vn> Is the name of the SIMD&FP source register, encoded in the "Rn" field.

Operation

```
CheckFPAdvSIMDEnabled64();
constant bits(datasize) operand = V[n, datasize];
bits(datasize) result;
integer element;

for e = 0 to elements-1
    element = SInt(Elem[operand, e, esize]);
    Elem[result, e, esize] = if element >= 0 then Ones(esize) else Zeros(esize);

V[d, datasize] = result;
```

Operational information

- If PSTATE.DIT is 1:
- The execution time of this instruction is independent of:
 - The values of the data supplied in any of its registers.
 - The values of the NZCV flags.
 - The response of this instruction to asynchronous exceptions does not vary based on:
 - The values of the data supplied in any of its registers.
 - The values of the NZCV flags.

CMGT (register)

Compare signed greater than (vector)

This instruction compares each vector element in the first source SIMD&FP register with the corresponding vector element in the second source SIMD&FP register and if the first signed integer value is greater than the second signed integer value sets every bit of the corresponding vector element in the destination SIMD&FP register to one, otherwise sets every bit of the corresponding vector element in the destination SIMD&FP register to zero.

Depending on the settings in the CPACR_EL1, CPTR_EL2, and CPTR_EL3 registers, and the current Security state and Exception level, an attempt to execute the instruction might be trapped.

It has encodings from 2 classes: [Scalar](#) and [Vector](#)

Scalar (FEAT_AdvSIMD)

31	30	29	28	27	26	25	24	23	22	21	20	19	18	17	16	15	14	13	12	11	10	9	8	7	6	5	4	3	2	1	0
0	1	0	1	1	1	1	0	1	1	1	Rm				0	0	1	1	0	1	Rn				Rd						
U								size				eq																			

Encoding

CMGT D<d>, D<n>, D<m>

Decode for this encoding

```
if !IsFeatureImplemented(FEAT_AdvSIMD) then EndOfDecode(Decode_UNDEF);
if size != '11' then EndOfDecode(Decode_UNDEF);
constant integer d = UInt(Rd);
constant integer n = UInt(Rn);
constant integer m = UInt(Rm);
constant integer esize = 8 << UInt(size);
constant integer datasize = esize;
constant integer elements = 1;
```

Vector (FEAT_AdvSIMD)

31	30	29	28	27	26	25	24	23	22	21	20	19	18	17	16	15	14	13	12	11	10	9	8	7	6	5	4	3	2	1	0
0	Q	0	0	1	1	1	0	size	1	Rm				0	0	1	1	0	1	Rn				Rd							
U										eq																					

Encoding

CMGT <Vd>.<T>, <Vn>.<T>, <Vm>.<T>

Decode for this encoding

```
if !IsFeatureImplemented(FEAT_AdvSIMD) then EndOfDecode(Decode_UNDEF);
if size:Q == '110' then EndOfDecode(Decode_UNDEF);
constant integer d = UInt(Rd);
constant integer n = UInt(Rn);
constant integer m = UInt(Rm);
constant integer esize = 8 << UInt(size);
constant integer datasize = 64 << UInt(Q);
constant integer elements = datasize DIV esize;
```

Assembler Symbols

<d> Is the number of the SIMD&FP destination register, encoded in the "Rd" field.

- <n> Is the number of the first SIMD&FP source register, encoded in the "Rn" field.
- <m> Is the number of the second SIMD&FP source register, encoded in the "Rm" field.
- <Vd> Is the name of the SIMD&FP destination register, encoded in the "Rd" field.
- <T> Is an arrangement specifier, encoded in “size:Q”:

size	Q	<T>
00	0	8B
00	1	16B
01	0	4H
01	1	8H
10	0	2S
10	1	4S
11	0	RESERVED
11	1	2D

- <Vn> Is the name of the first SIMD&FP source register, encoded in the "Rn" field.
- <Vm> Is the name of the second SIMD&FP source register, encoded in the "Rm" field.

Operation

```

CheckFPAdvSIMDEnabled64();
constant bits(datasize) operand1 = V[n, datasize];
constant bits(datasize) operand2 = V[m, datasize];
bits(datasize) result;
integer element1;
integer element2;

for e = 0 to elements-1
    element1 = SInt(Elem[operand1, e, esize]);
    element2 = SInt(Elem[operand2, e, esize]);
    Elem[result, e, esize] = if element1 > element2 then Ones(esize) else Zeros(esize);

V[d, datasize] = result;

```

Operational information

- If PSTATE.DIT is 1:
- The execution time of this instruction is independent of:
 - The values of the data supplied in any of its registers.
 - The values of the NZCV flags.
 - The response of this instruction to asynchronous exceptions does not vary based on:
 - The values of the data supplied in any of its registers.
 - The values of the NZCV flags.

CMGT (zero)

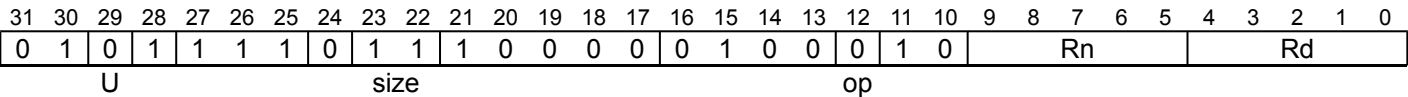
Compare signed greater than zero (vector)

This instruction reads each vector element in the source SIMD&FP register and if the signed integer value is greater than zero sets every bit of the corresponding vector element in the destination SIMD&FP register to one, otherwise sets every bit of the corresponding vector element in the destination SIMD&FP register to zero.

Depending on the settings in the CPACR_EL1, CPTR_EL2, and CPTR_EL3 registers, and the current Security state and Exception level, an attempt to execute the instruction might be trapped.

It has encodings from 2 classes: [Scalar](#) and [Vector](#)

Scalar
(FEAT_AdvSIMD)



Encoding

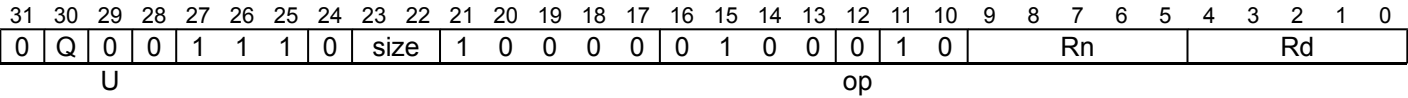
CMGT D<d>, D<n>, #0

Decode for this encoding

```
if !IsFeatureImplemented(FEAT_AdvSIMD) then EndOfDecode(Decode_UNDEF);
if size != '11' then EndOfDecode(Decode_UNDEF);

constant integer d = UInt(Rd);
constant integer n = UInt(Rn);
constant integer esize = 8 << UInt(size);
constant integer datasize = esize;
constant integer elements = 1;
```

Vector
(FEAT_AdvSIMD)



Encoding

CMGT <Vd>.<T>, <Vn>.<T>, #0

Decode for this encoding

```
if !IsFeatureImplemented(FEAT_AdvSIMD) then EndOfDecode(Decode_UNDEF);
if size:Q == '110' then EndOfDecode(Decode_UNDEF);

constant integer d = UInt(Rd);
constant integer n = UInt(Rn);
constant integer esize = 8 << UInt(size);
constant integer datasize = 64 << UInt(Q);
constant integer elements = datasize DIV esize;
```

Assembler Symbols

- <d> Is the number of the SIMD&FP destination register, encoded in the "Rd" field.
- <n> Is the number of the SIMD&FP source register, encoded in the "Rn" field.

<Vd> Is the name of the SIMD&FP destination register, encoded in the "Rd" field.

<T> Is an arrangement specifier, encoded in “size:Q”:

size	Q	<T>
00	0	8B
00	1	16B
01	0	4H
01	1	8H
10	0	2S
10	1	4S
11	0	RESERVED
11	1	2D

<Vn> Is the name of the SIMD&FP source register, encoded in the "Rn" field.

Operation

```
CheckFPAdvSIMDEnabled64();
constant bits(datasize) operand = V[n, datasize];
bits(datasize) result;
integer element;

for e = 0 to elements-1
    element = SInt(Elem[operand, e, esize]);
    Elem[result, e, esize] = if element > 0 then Ones(esize) else Zeros(esize);

V[d, datasize] = result;
```

Operational information

- If PSTATE.DIT is 1:
- The execution time of this instruction is independent of:
 - The values of the data supplied in any of its registers.
 - The values of the NZCV flags.
 - The response of this instruction to asynchronous exceptions does not vary based on:
 - The values of the data supplied in any of its registers.
 - The values of the NZCV flags.

CMHI (register)

Compare unsigned higher (vector)

This instruction compares each vector element in the first source SIMD&FP register with the corresponding vector element in the second source SIMD&FP register and if the first unsigned integer value is greater than the second unsigned integer value sets every bit of the corresponding vector element in the destination SIMD&FP register to one, otherwise sets every bit of the corresponding vector element in the destination SIMD&FP register to zero.

Depending on the settings in the CPACR_EL1, CPTR_EL2, and CPTR_EL3 registers, and the current Security state and Exception level, an attempt to execute the instruction might be trapped.

It has encodings from 2 classes: [Scalar](#) and [Vector](#)

Scalar (FEAT_AdvSIMD)

31	30	29	28	27	26	25	24	23	22	21	20	19	18	17	16	15	14	13	12	11	10	9	8	7	6	5	4	3	2	1	0
0	1	1	1	1	1	1	0	1	1	1	Rm				0	0	1	1	0	1	Rn				Rd						
U								size				eq																			

Encoding

CMHI D<d>, D<n>, D<m>

Decode for this encoding

```
if !IsFeatureImplemented(FEAT_AdvSIMD) then EndOfDecode(Decode_UNDEF);
if size != '11' then EndOfDecode(Decode_UNDEF);
constant integer d = UInt(Rd);
constant integer n = UInt(Rn);
constant integer m = UInt(Rm);
constant integer esize = 8 << UInt(size);
constant integer datasize = esize;
constant integer elements = 1;
```

Vector (FEAT_AdvSIMD)

31	30	29	28	27	26	25	24	23	22	21	20	19	18	17	16	15	14	13	12	11	10	9	8	7	6	5	4	3	2	1	0
0	Q	1	0	1	1	1	0	size	1	Rm				0	0	1	1	0	1	Rn				Rd							
U										eq																					

Encoding

CMHI <Vd>.<T>, <Vn>.<T>, <Vm>.<T>

Decode for this encoding

```
if !IsFeatureImplemented(FEAT_AdvSIMD) then EndOfDecode(Decode_UNDEF);
if size:Q == '110' then EndOfDecode(Decode_UNDEF);
constant integer d = UInt(Rd);
constant integer n = UInt(Rn);
constant integer m = UInt(Rm);
constant integer esize = 8 << UInt(size);
constant integer datasize = 64 << UInt(Q);
constant integer elements = datasize DIV esize;
```

Assembler Symbols

<d> Is the number of the SIMD&FP destination register, encoded in the "Rd" field.

- <n> Is the number of the first SIMD&FP source register, encoded in the "Rn" field.
- <m> Is the number of the second SIMD&FP source register, encoded in the "Rm" field.
- <Vd> Is the name of the SIMD&FP destination register, encoded in the "Rd" field.
- <T> Is an arrangement specifier, encoded in “size:Q”:

size	Q	<T>
00	0	8B
00	1	16B
01	0	4H
01	1	8H
10	0	2S
10	1	4S
11	0	RESERVED
11	1	2D

- <Vn> Is the name of the first SIMD&FP source register, encoded in the "Rn" field.
- <Vm> Is the name of the second SIMD&FP source register, encoded in the "Rm" field.

Operation

```

CheckFPAdvSIMDEnabled64();
constant bits(datasize) operand1 = V[n, datasize];
constant bits(datasize) operand2 = V[m, datasize];
bits(datasize) result;
integer element1;
integer element2;

for e = 0 to elements-1
    element1 = UInt(Elem[operand1, e, esize]);
    element2 = UInt(Elem[operand2, e, esize]);
    Elem[result, e, esize] = if element1 > element2 then Ones(esize) else Zeros(esize);

V[d, datasize] = result;

```

Operational information

- If PSTATE.DIT is 1:
- The execution time of this instruction is independent of:
 - The values of the data supplied in any of its registers.
 - The values of the NZCV flags.
 - The response of this instruction to asynchronous exceptions does not vary based on:
 - The values of the data supplied in any of its registers.
 - The values of the NZCV flags.

CMHS (register)

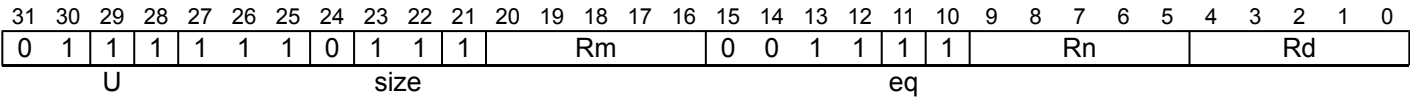
Compare unsigned higher or same (vector)

This instruction compares each vector element in the first source SIMD&FP register with the corresponding vector element in the second source SIMD&FP register and if the first unsigned integer value is greater than or equal to the second unsigned integer value sets every bit of the corresponding vector element in the destination SIMD&FP register to one, otherwise sets every bit of the corresponding vector element in the destination SIMD&FP register to zero.

Depending on the settings in the CPACR_EL1, CPTR_EL2, and CPTR_EL3 registers, and the current Security state and Exception level, an attempt to execute the instruction might be trapped.

It has encodings from 2 classes: [Scalar](#) and [Vector](#)

Scalar
(FEAT_AdvSIMD)



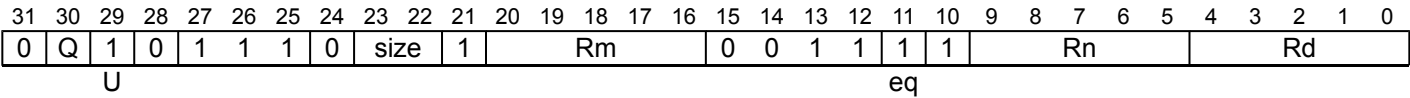
Encoding

CMHS D<d>, D<n>, D<m>

Decode for this encoding

```
if !IsFeatureImplemented(FEAT_AdvSIMD) then EndOfDecode(Decode_UNDEF);
if size != '11' then EndOfDecode(Decode_UNDEF);
constant integer d = UInt(Rd);
constant integer n = UInt(Rn);
constant integer m = UInt(Rm);
constant integer esize = 8 << UInt(size);
constant integer datasize = esize;
constant integer elements = 1;
```

Vector
(FEAT_AdvSIMD)



Encoding

CMHS <Vd>.<T>, <Vn>.<T>, <Vm>.<T>

Decode for this encoding

```
if !IsFeatureImplemented(FEAT_AdvSIMD) then EndOfDecode(Decode_UNDEF);
if size:Q == '110' then EndOfDecode(Decode_UNDEF);
constant integer d = UInt(Rd);
constant integer n = UInt(Rn);
constant integer m = UInt(Rm);
constant integer esize = 8 << UInt(size);
constant integer datasize = 64 << UInt(Q);
constant integer elements = datasize DIV esize;
```

Assembler Symbols

<d> Is the number of the SIMD&FP destination register, encoded in the "Rd" field.

- <n> Is the number of the first SIMD&FP source register, encoded in the "Rn" field.
- <m> Is the number of the second SIMD&FP source register, encoded in the "Rm" field.
- <Vd> Is the name of the SIMD&FP destination register, encoded in the "Rd" field.
- <T> Is an arrangement specifier, encoded in “size:Q”:

size	Q	<T>
00	0	8B
00	1	16B
01	0	4H
01	1	8H
10	0	2S
10	1	4S
11	0	RESERVED
11	1	2D

- <Vn> Is the name of the first SIMD&FP source register, encoded in the "Rn" field.
- <Vm> Is the name of the second SIMD&FP source register, encoded in the "Rm" field.

Operation

```

CheckFPAdvSIMDEnabled64();
constant bits(datasize) operand1 = V[n, datasize];
constant bits(datasize) operand2 = V[m, datasize];
bits(datasize) result;
integer element1;
integer element2;

for e = 0 to elements-1
    element1 = UInt(Elem[operand1, e, esize]);
    element2 = UInt(Elem[operand2, e, esize]);
    Elem[result, e, esize] = if element1 >= element2 then Ones(esize) else Zeros(esize);

V[d, datasize] = result;

```

Operational information

- If PSTATE.DIT is 1:
- The execution time of this instruction is independent of:
 - The values of the data supplied in any of its registers.
 - The values of the NZCV flags.
 - The response of this instruction to asynchronous exceptions does not vary based on:
 - The values of the data supplied in any of its registers.
 - The values of the NZCV flags.

CMLE (zero)

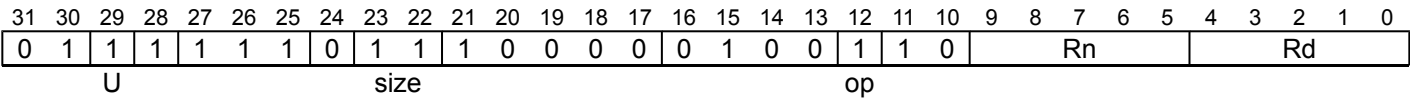
Compare signed less than or equal to zero (vector)

This instruction reads each vector element in the source SIMD&FP register and if the signed integer value is less than or equal to zero sets every bit of the corresponding vector element in the destination SIMD&FP register to one, otherwise sets every bit of the corresponding vector element in the destination SIMD&FP register to zero.

Depending on the settings in the CPACR_EL1, CPTR_EL2, and CPTR_EL3 registers, and the current Security state and Exception level, an attempt to execute the instruction might be trapped.

It has encodings from 2 classes: [Scalar](#) and [Vector](#)

Scalar
(FEAT_AdvSIMD)



Encoding

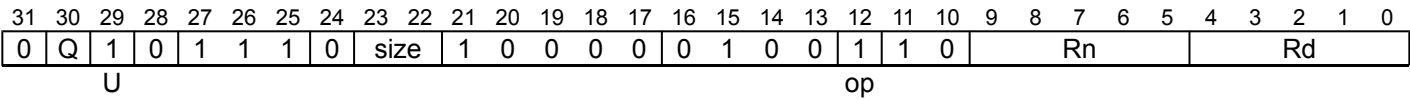
CMLE D<d>, D<n>, #0

Decode for this encoding

```
if !IsFeatureImplemented(FEAT_AdvSIMD) then EndOfDecode(Decode_UNDEF);
if size != '11' then EndOfDecode(Decode_UNDEF);

constant integer d = UInt(Rd);
constant integer n = UInt(Rn);
constant integer esize = 8 << UInt(size);
constant integer datasize = esize;
constant integer elements = 1;
```

Vector
(FEAT_AdvSIMD)



Encoding

CMLE <Vd>.<T>, <Vn>.<T>, #0

Decode for this encoding

```
if !IsFeatureImplemented(FEAT_AdvSIMD) then EndOfDecode(Decode_UNDEF);
if size:Q == '110' then EndOfDecode(Decode_UNDEF);

constant integer d = UInt(Rd);
constant integer n = UInt(Rn);
constant integer esize = 8 << UInt(size);
constant integer datasize = 64 << UInt(Q);
constant integer elements = datasize DIV esize;
```

Assembler Symbols

- <d> Is the number of the SIMD&FP destination register, encoded in the "Rd" field.
- <n> Is the number of the SIMD&FP source register, encoded in the "Rn" field.

<Vd> Is the name of the SIMD&FP destination register, encoded in the "Rd" field.

<T> Is an arrangement specifier, encoded in “size:Q”:

size	Q	<T>
00	0	8B
00	1	16B
01	0	4H
01	1	8H
10	0	2S
10	1	4S
11	0	RESERVED
11	1	2D

<Vn> Is the name of the SIMD&FP source register, encoded in the "Rn" field.

Operation

```
CheckFPAdvSIMDEnabled64();
constant bits(datasize) operand = V[n, datasize];
bits(datasize) result;
integer element;

for e = 0 to elements-1
    element = SInt(Elem[operand, e, esize]);
    Elem[result, e, esize] = if element <= 0 then Ones(esize) else Zeros(esize);

V[d, datasize] = result;
```

Operational information

- If PSTATE.DIT is 1:
- The execution time of this instruction is independent of:
 - The values of the data supplied in any of its registers.
 - The values of the NZCV flags.
 - The response of this instruction to asynchronous exceptions does not vary based on:
 - The values of the data supplied in any of its registers.
 - The values of the NZCV flags.

CMLT (zero)

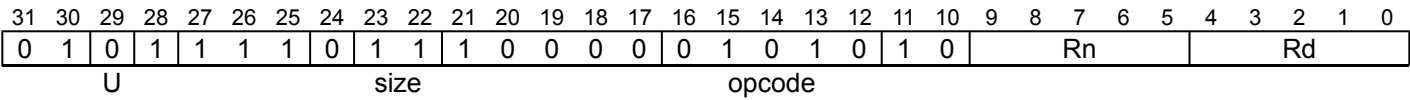
Compare signed less than zero (vector)

This instruction reads each vector element in the source SIMD&FP register and if the signed integer value is less than zero sets every bit of the corresponding vector element in the destination SIMD&FP register to one, otherwise sets every bit of the corresponding vector element in the destination SIMD&FP register to zero.

Depending on the settings in the CPACR_EL1, CPTR_EL2, and CPTR_EL3 registers, and the current Security state and Exception level, an attempt to execute the instruction might be trapped.

It has encodings from 2 classes: [Scalar](#) and [Vector](#)

Scalar
(FEAT_AdvSIMD)



Encoding

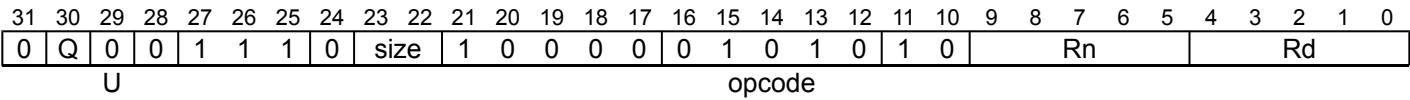
CMLT D<d>, D<n>, #0

Decode for this encoding

```
if !IsFeatureImplemented(FEAT_AdvSIMD) then EndOfDecode(Decode_UNDEF);
if size != '11' then EndOfDecode(Decode_UNDEF);

constant integer d = UInt(Rd);
constant integer n = UInt(Rn);
constant integer esize = 8 << UInt(size);
constant integer datasize = esize;
constant integer elements = 1;
```

Vector
(FEAT_AdvSIMD)



Encoding

CMLT <Vd>.<T>, <Vn>.<T>, #0

Decode for this encoding

```
if !IsFeatureImplemented(FEAT_AdvSIMD) then EndOfDecode(Decode_UNDEF);
if size:Q == '110' then EndOfDecode(Decode_UNDEF);

constant integer d = UInt(Rd);
constant integer n = UInt(Rn);
constant integer esize = 8 << UInt(size);
constant integer datasize = 64 << UInt(Q);
constant integer elements = datasize DIV esize;
```

Assembler Symbols

- <d> Is the number of the SIMD&FP destination register, encoded in the "Rd" field.
- <n> Is the number of the SIMD&FP source register, encoded in the "Rn" field.

<Vd> Is the name of the SIMD&FP destination register, encoded in the "Rd" field.

<T> Is an arrangement specifier, encoded in “size:Q”:

size	Q	<T>
00	0	8B
00	1	16B
01	0	4H
01	1	8H
10	0	2S
10	1	4S
11	0	RESERVED
11	1	2D

<Vn> Is the name of the SIMD&FP source register, encoded in the "Rn" field.

Operation

```
CheckFPAdvSIMDEnabled64();
constant bits(datasize) operand = V[n, datasize];
bits(datasize) result;
integer element;

for e = 0 to elements-1
    element = SInt(Elem[operand, e, esize]);
    Elem[result, e, esize] = if element < 0 then Ones(esize) else Zeros(esize);

V[d, datasize] = result;
```

Operational information

- If PSTATE.DIT is 1:
- The execution time of this instruction is independent of:
 - The values of the data supplied in any of its registers.
 - The values of the NZCV flags.
 - The response of this instruction to asynchronous exceptions does not vary based on:
 - The values of the data supplied in any of its registers.
 - The values of the NZCV flags.

CMTST

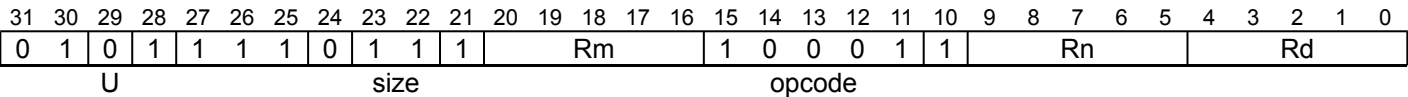
Compare bitwise test bits nonzero (vector)

This instruction reads each vector element in the first source SIMD&FP register, performs an AND with the corresponding vector element in the second source SIMD&FP register, and if the result is not zero, sets every bit of the corresponding vector element in the destination SIMD&FP register to one, otherwise sets every bit of the corresponding vector element in the destination SIMD&FP register to zero.

Depending on the settings in the CPACR_EL1, CPTR_EL2, and CPTR_EL3 registers, and the current Security state and Exception level, an attempt to execute the instruction might be trapped.

It has encodings from 2 classes: [Scalar](#) and [Vector](#)

Scalar
(FEAT_AdvSIMD)



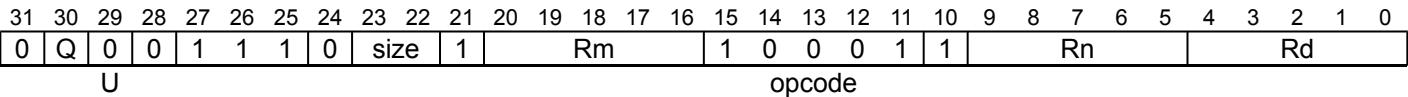
Encoding

CMTST D<d>, D<n>, D<m>

Decode for this encoding

```
if !IsFeatureImplemented(FEAT_AdvSIMD) then EndOfDecode(Decode_UNDEF);
constant integer d = UInt(Rd);
constant integer n = UInt(Rn);
constant integer m = UInt(Rm);
constant integer esize = 8 << UInt(size);
constant integer datasize = esize;
constant integer elements = 1;
```

Vector
(FEAT_AdvSIMD)



Encoding

CMTST <Vd>.<T>, <Vn>.<T>, <Vm>.<T>

Decode for this encoding

```
if !IsFeatureImplemented(FEAT_AdvSIMD) then EndOfDecode(Decode_UNDEF);
if size:Q == '110' then EndOfDecode(Decode_UNDEF);
constant integer d = UInt(Rd);
constant integer n = UInt(Rn);
constant integer m = UInt(Rm);
constant integer esize = 8 << UInt(size);
constant integer datasize = 64 << UInt(Q);
constant integer elements = datasize DIV esize;
```

Assembler Symbols

- <d> Is the number of the SIMD&FP destination register, encoded in the "Rd" field.
- <n> Is the number of the first SIMD&FP source register, encoded in the "Rn" field.
- <m> Is the number of the second SIMD&FP source register, encoded in the "Rm" field.

<Vd> Is the name of the SIMD&FP destination register, encoded in the "Rd" field.

<T> Is an arrangement specifier, encoded in “size:Q”:

size	Q	<T>
00	0	8B
00	1	16B
01	0	4H
01	1	8H
10	0	2S
10	1	4S
11	0	RESERVED
11	1	2D

<Vn> Is the name of the first SIMD&FP source register, encoded in the "Rn" field.

<Vm> Is the name of the second SIMD&FP source register, encoded in the "Rm" field.

Operation

```
CheckFPAdvSIMDEnabled64();
constant bits(datasize) operand1 = V[n, datasize];
constant bits(datasize) operand2 = V[m, datasize];
bits(datasize) result;
bits(esize) element1;
bits(esize) element2;

for e = 0 to elements-1
    element1 = Elem[operand1, e, esize];
    element2 = Elem[operand2, e, esize];
    Elem[result, e, esize] = if !IsZero(element1 AND element2) then Ones(esize) else Zeros(esize);

V[d, datasize] = result;
```

Operational information

- If PSTATE.DIT is 1:
- The execution time of this instruction is independent of:
 - The values of the data supplied in any of its registers.
 - The values of the NZCV flags.
 - The response of this instruction to asynchronous exceptions does not vary based on:
 - The values of the data supplied in any of its registers.
 - The values of the NZCV flags.

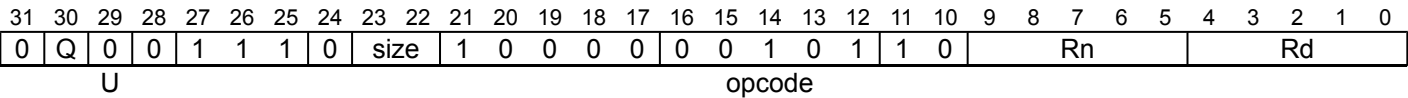
CNT

Population count per byte

This instruction counts the number of bits that have a value of one in each vector element in the source SIMD&FP register, places the result into a vector, and writes the vector to the destination SIMD&FP register.

Depending on the settings in the CPACR_EL1, CPTR_EL2, and CPTR_EL3 registers, and the current Security state and Exception level, an attempt to execute the instruction might be trapped.

Vector
(FEAT_AdvSIMD)



Encoding

```
CNT <Vd>.<T>, <Vn>.<T>
```

Decode for this encoding

```
if !IsFeatureImplemented(FEAT_AdvSIMD) then EndOfDecode(Decode_UNDEF);
if size != '00' then EndOfDecode(Decode_UNDEF);
constant integer d = UInt(Rd);
constant integer n = UInt(Rn);

constant integer esize = 8;
constant integer datasize = 64 << UInt(Q);
constant integer elements = datasize DIV 8;
```

Assembler Symbols

<Vd> Is the name of the SIMD&FP destination register, encoded in the "Rd" field.

<T> Is an arrangement specifier, encoded in “size:Q”:

size	Q	<T>
00	0	8B
00	1	16B
01	x	RESERVED
1x	x	RESERVED

<Vn> Is the name of the SIMD&FP source register, encoded in the "Rn" field.

Operation

```
CheckFPAdvSIMDEnabled64();
constant bits(datasize) operand = V[n, datasize];
bits(datasize) result;

for e = 0 to elements-1
    constant integer count = BitCount(Elem[operand, e, esize]);
    Elem[result, e, esize] = count<size-1:0>;
V[d, datasize] = result;
```

Operational information

- If PSTATE.DIT is 1:
- The execution time of this instruction is independent of:
 - The values of the data supplied in any of its registers.

- The values of the NZCV flags.
- The response of this instruction to asynchronous exceptions does not vary based on:
 - The values of the data supplied in any of its registers.
 - The values of the NZCV flags.

Internal version only: aarchmrs v2025-03_rel, pseudocode v2025-03_rel ; Build timestamp: 2025-03-21T17:41

Copyright © 2010-2025 Arm Limited or its affiliates. All rights reserved. This document is Non-Confidential.

DUP (element)

Duplicate vector element to vector or scalar

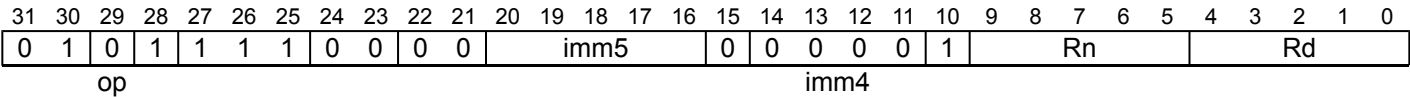
This instruction duplicates the vector element at the specified element index in the source SIMD&FP register into a scalar or each element in a vector, and writes the result to the destination SIMD&FP register.

Depending on the settings in the CPACR_EL1, CPTR_EL2, and CPTR_EL3 registers, and the current Security state and Exception level, an attempt to execute the instruction might be trapped.

This instruction is used by the alias [MOV \(scalar\)](#).

It has encodings from 2 classes: [Scalar](#) and [Vector](#)

Scalar (FEAT_AdvSIMD)



Encoding

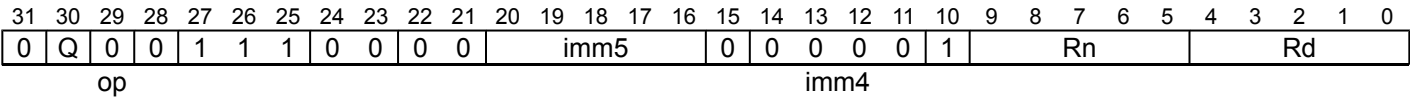
DUP <V><d>, <Vn>.<T>[<index>]

Decode for this encoding

```
if !IsFeatureImplemented(FEAT_AdvSIMD) then EndOfDecode(Decode_UNDEF);
if imm5 IN 'x0000' then EndOfDecode(Decode_UNDEF);
constant integer size = LowestSetBitNZ(imm5<3:0>);

constant integer d = UInt(Rd);
constant integer n = UInt(Rn);
constant integer index = UInt(imm5<4:size+1>);
constant integer idxdsize = 64 << UInt(imm5<4>);
constant integer esize = 8 << size;
constant integer datasize = esize;
constant integer elements = 1;
```

Vector (FEAT_AdvSIMD)



Encoding

DUP <Vd>.<T>, <Vn>.<Ts>[<index>]

Decode for this encoding

```
if !IsFeatureImplemented(FEAT_AdvSIMD) then EndOfDecode(Decode_UNDEF);
if imm5 IN 'x0000' then EndOfDecode(Decode_UNDEF);
if imm5 IN 'x1000' && Q == '0' then EndOfDecode(Decode_UNDEF);
constant integer size = LowestSetBitNZ(imm5<3:0>);

constant integer d = UInt(Rd);
constant integer n = UInt(Rn);
constant integer index = UInt(imm5<4:size+1>);
constant integer idxdsize = 64 << UInt(imm5<4>);
constant integer esize = 8 << size;
constant integer datasize = 64 << UInt(Q);
constant integer elements = datasize DIV esize;
```

Assembler Symbols

<V> Is the destination width specifier, encoded in “imm5”:

imm5	<V>
x0000	RESERVED
xxxx1	B
xxx10	H
xx100	S
x1000	D

<d> Is the number of the SIMD&FP destination register, encoded in the "Rd" field.

<Vn> Is the name of the SIMD&FP source register, encoded in the "Rn" field.

<T> For the "Scalar" variant: is the element width specifier, encoded in “imm5”:

imm5	<T>
x0000	RESERVED
xxxx1	B
xxx10	H
xx100	S
x1000	D

For the "Vector" variant: is an arrangement specifier, encoded in “imm5:Q”:

imm5	Q	<T>
x0000	x	RESERVED
xxxx1	0	8B
xxxx1	1	16B
xxx10	0	4H
xxx10	1	8H
xx100	0	2S
xx100	1	4S
x1000	0	RESERVED
x1000	1	2D

<index> Is the element index encoded in “imm5”:

imm5	<index>
x0000	RESERVED
xxxx1	UInt (imm5<4:1>)
xxx10	UInt (imm5<4:2>)
xx100	UInt (imm5<4:3>)
x1000	UInt (imm5<4>)

<Vd> Is the name of the SIMD&FP destination register, encoded in the "Rd" field.

<Ts> Is an element size specifier, encoded in “imm5”:

imm5	<Ts>
x0000	RESERVED
xxxx1	B
xxx10	H
xx100	S
x1000	D

Operation

```
CheckFPAdvSIMDEnabled64();  
constant bits(idxsize) operand = V[n, idxsize];  
bits(datasize) result;  
bits(esize) element;  
  
element = Elem[operand, index, esize];  
for e = 0 to elements-1  
    Elem[result, e, esize] = element;  
V[d, datasize] = result;
```

Operational information

If PSTATE.DIT is 1:

- The execution time of this instruction is independent of:
 - The values of the data supplied in any of its registers.
 - The values of the NZCV flags.
- The response of this instruction to asynchronous exceptions does not vary based on:
 - The values of the data supplied in any of its registers.
 - The values of the NZCV flags.

Internal version only: aarchmrs v2025-03_rel, pseudocode v2025-03_rel ; Build timestamp: 2025-03-21T17:41

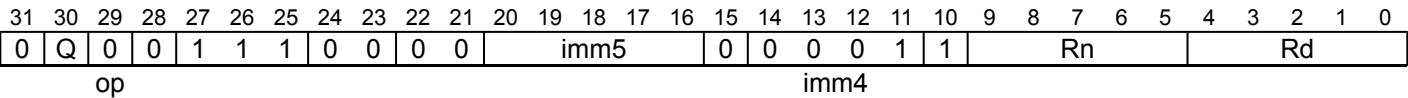
Copyright © 2010-2025 Arm Limited or its affiliates. All rights reserved. This document is Non-Confidential.

DUP (general)

Duplicate general-purpose register to vector

This instruction duplicates the contents of the source general-purpose register into a scalar or each element in a vector, and writes the result to the SIMD&FP destination register.
Depending on the settings in the CPACR_EL1, CPTR_EL2, and CPTR_EL3 registers, and the current Security state and Exception level, an attempt to execute the instruction might be trapped.

Advanced SIMD
(FEAT_AdvSIMD)



Encoding

DUP <Vd>.<T>, <R><n>

Decode for this encoding

```
if !IsFeatureImplemented(FEAT_AdvSIMD) then EndOfDecode(Decode_UNDEF);
if imm5 IN 'x0000' then EndOfDecode(Decode_UNDEF);
if imm5 IN 'x1000' && Q == '0' then EndOfDecode(Decode_UNDEF);
constant integer size = LowestSetBitNZ(imm5<3:0>);

constant integer d = UInt(Rd);
constant integer n = UInt(Rn);
// imm5<4:size+1> is IGNORED
constant integer esize = 8 << size;
constant integer datasize = 64 << UInt(Q);
```

Assembler Symbols

<Vd> Is the name of the SIMD&FP destination register, encoded in the "Rd" field.

<T> Is an arrangement specifier, encoded in "imm5:Q":

imm5	Q	<T>
x0000	x	RESERVED
xxxx1	0	8B
xxxx1	1	16B
xxx10	0	4H
xxx10	1	8H
xx100	0	2S
xx100	1	4S
x1000	0	RESERVED
x1000	1	2D

<R> Is the width specifier for the general-purpose source register, encoded in "imm5":

imm5	<R>
x0000	RESERVED
xxxx1	W
xxx10	W
xx100	W
x1000	X

Unspecified bits in "imm5" are ignored but should be set to zero by an assembler.

<n> Is the number [0-30] of the general-purpose source register or ZR (31), encoded in the "Rn" field.

Operation

```
CheckFPAdvSIMDEnabled64();  
constant bits(esize) element = X[n, esize];  
constant integer elements = datasize DIV esize;  
bits(datasize) result;  
  
for e = 0 to elements-1  
    Elem[result, e, esize] = element;  
V[d, datasize] = result;
```

Operational information

If PSTATE.DIT is 1:

- The execution time of this instruction is independent of:
 - The values of the data supplied in any of its registers.
 - The values of the NZCV flags.
- The response of this instruction to asynchronous exceptions does not vary based on:
 - The values of the data supplied in any of its registers.
 - The values of the NZCV flags.

Internal version only: aarchmrs v2025-03_rel, pseudocode v2025-03_rel ; Build timestamp: 2025-03-21T17:41

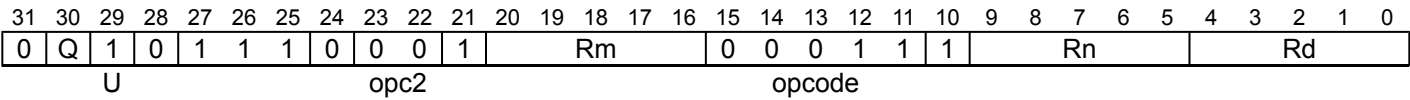
Copyright © 2010-2025 Arm Limited or its affiliates. All rights reserved. This document is Non-Confidential.

EOR (vector)

Bitwise exclusive-OR (vector)

This instruction performs a bitwise exclusive-OR operation between the two source SIMD&FP registers, and places the result in the destination SIMD&FP register.
Depending on the settings in the CPACR_EL1, CPTR_EL2, and CPTR_EL3 registers, and the current Security state and Exception level, an attempt to execute the instruction might be trapped.

Three registers of the same type (FEAT_AdvSIMD)



Encoding

EOR <Vd>.<T>, <Vn>.<T>, <Vm>.<T>

Decode for this encoding

```
if !IsFeatureImplemented(FEAT_AdvSIMD) then EndOfDecode(Decode_UNDEF);
constant integer d = UInt(Rd);
constant integer n = UInt(Rn);
constant integer m = UInt(Rm);
constant integer datasize = 64 << UInt(Q);
```

Assembler Symbols

<Vd> Is the name of the SIMD&FP destination register, encoded in the "Rd" field.

<T> Is an arrangement specifier, encoded in "Q":

Q	<T>
0	8B
1	16B

<Vn> Is the name of the first SIMD&FP source register, encoded in the "Rn" field.

<Vm> Is the name of the second SIMD&FP source register, encoded in the "Rm" field.

Operation

```
CheckFPAdvSIMDEnabled64();
constant bits(datasize) operand1 = V[m, datasize];
constant bits(datasize) operand2 = Zeros(datasize);
constant bits(datasize) operand3 = Ones(datasize);
constant bits(datasize) operand4 = V[n, datasize];
V[d, datasize] = operand1 EOR ((operand2 EOR operand4) AND operand3);
```

Operational information

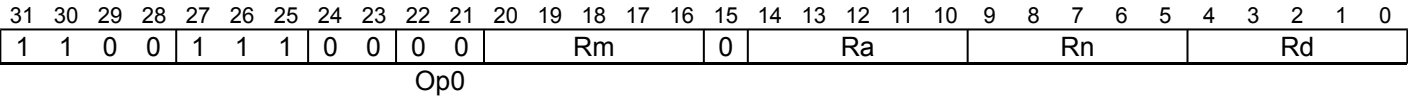
- If PSTATE.DIT is 1:
- The execution time of this instruction is independent of:
 - The values of the data supplied in any of its registers.
 - The values of the NZCV flags.
 - The response of this instruction to asynchronous exceptions does not vary based on:
 - The values of the data supplied in any of its registers.
 - The values of the NZCV flags.

EOR3

Three-way exclusive-OR

This instruction performs a three-way exclusive-OR of the values in the three source SIMD&FP registers, and writes the result to the destination SIMD&FP register.

Advanced SIMD (FEAT_SHA3)



Encoding

EOR3 <Vd>.16B, <Vn>.16B, <Vm>.16B, <Va>.16B

Decode for this encoding

```
if !IsFeatureImplemented(FEAT_SHA3) then EndOfDecode(Decode_UNDEF);
constant integer d = UInt(Rd);
constant integer n = UInt(Rn);
constant integer m = UInt(Rm);
constant integer a = UInt(Ra);
```

Assembler Symbols

- <Vd> Is the name of the SIMD&FP destination register, encoded in the "Rd" field.
- <Vn> Is the name of the first SIMD&FP source register, encoded in the "Rn" field.
- <Vm> Is the name of the second SIMD&FP source register, encoded in the "Rm" field.
- <Va> Is the name of the third SIMD&FP source register, encoded in the "Ra" field.

Operation

```
AArch64.CheckFPAdvSIMDEnabled();

constant bits(128) operand1 = V[m, 128];
constant bits(128) operand2 = V[n, 128];
constant bits(128) operand3 = V[a, 128];
V[d, 128] = operand2 EOR operand1 EOR operand3;
```

Operational information

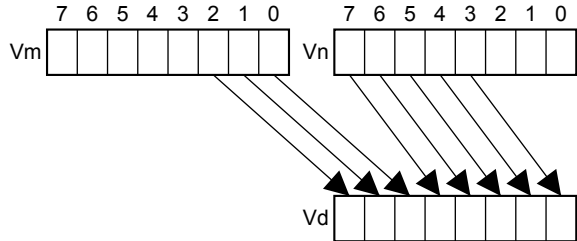
- If PSTATE.DIT is 1:
- The execution time of this instruction is independent of:
 - The values of the data supplied in any of its registers.
 - The values of the NZCV flags.
 - The response of this instruction to asynchronous exceptions does not vary based on:
 - The values of the data supplied in any of its registers.
 - The values of the NZCV flags.

EXT

Extract vector from pair of vectors

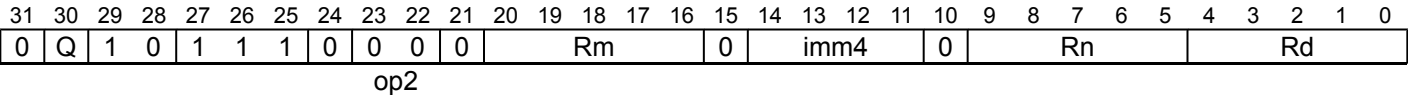
This instruction extracts the lowest vector elements from the second source SIMD&FP register and the highest vector elements from the first source SIMD&FP register, concatenates the results into a vector, and writes the vector to the destination SIMD&FP register vector. The index value specifies the lowest vector element to extract from the first source register, and consecutive elements are extracted from the first, then second, source registers until the destination vector is filled.

The following figure shows an example of the operation of EXT doubleword operation for Q = 0 and imm4<2:0> = 3.



Depending on the settings in the CPACR_EL1, CPTR_EL2, and CPTR_EL3 registers, and the current Security state and Exception level, an attempt to execute the instruction might be trapped.

Advanced SIMD
(FEAT_AdvSIMD)



Encoding

EXT <Vd>.<T>, <Vn>.<T>, <Vm>.<T>, #<index>

Decode for this encoding

```
if !IsFeatureImplemented(FEAT_AdvSIMD) then EndOfDecode(Decode_UNDEF);
if Q == '0' && imm4<3> == '1' then EndOfDecode(Decode_UNDEF);

constant integer d = UInt(Rd);
constant integer n = UInt(Rn);
constant integer m = UInt(Rm);
constant integer datasize = 64 << UInt(Q);
constant integer position = 8 * UInt(imm4);
```

Assembler Symbols

<Vd> Is the name of the SIMD&FP destination register, encoded in the "Rd" field.

<T> Is an arrangement specifier, encoded in “Q”:

Q	<T>
0	8B
1	16B

<Vn> Is the name of the first SIMD&FP source register, encoded in the "Rn" field.

<Vm> Is the name of the second SIMD&FP source register, encoded in the "Rm" field.

<index> Is the lowest numbered byte element to be extracted, encoded in “Q:imm4”:

Q	imm4<3>	<index>
0	0	UInt(imm4<2:0>)
0	1	RESERVED
1	x	UInt(imm4)

Operation

```

CheckFPAdvSIMDEnabled64();
constant bits(datasize) hi = V[m, datasize];
constant bits(datasize) lo = V[n, datasize];
constant bits(datasize*2) concat = hi : lo;

V[d, datasize] = concat<(position+datasize)-1:position>;

```

Operational information

If PSTATE.DIT is 1:

- The execution time of this instruction is independent of:
 - The values of the data supplied in any of its registers.
 - The values of the NZCV flags.
- The response of this instruction to asynchronous exceptions does not vary based on:
 - The values of the data supplied in any of its registers.
 - The values of the NZCV flags.

Internal version only: aarchmrs v2025-03_rel, pseudocode v2025-03_rel ; Build timestamp: 2025-03-21T17:41

Copyright © 2010-2025 Arm Limited or its affiliates. All rights reserved. This document is Non-Confidential.

F1CVTL, F1CVTL2, F2CVTL, F2CVTL2

8-bit floating-point convert to half-precision (vector)

This instruction converts each 8-bit floating-point element from the lower or upper half of the source vector to half-precision while downscaling the value, and places the results in the 16-bit elements of the destination vector. F1CVTL and F2CVTL convert the elements from the lower half of the source vector while scaling the values by $2^{-\text{UInt}(\text{FPMR.LSCALE}[3:0])}$ and $2^{-\text{UInt}(\text{FPMR.LSCALE2}[3:0])}$, respectively. F1CVTL2 and F2CVTL2 convert the elements from the upper half of the source vector while scaling the values by $2^{-\text{UInt}(\text{FPMR.LSCALE}[3:0])}$ and $2^{-\text{UInt}(\text{FPMR.LSCALE2}[3:0])}$, respectively. The 8-bit floating-point encoding format for F1CVTL and F1CVTL2 is selected by FPMR.F8S1. The 8-bit floating-point encoding format for F2CVTL and F2CVTL2 is selected by FPMR.F8S2.

Advanced SIMD
(FEAT_FP8)

31	30	29	28	27	26	25	24	23	22	21	20	19	18	17	16	15	14	13	12	11	10	9	8	7	6	5	4	3	2	1	0
0	Q	1	0	1	1	1	0	0	x	1	0	0	0	0	1	0	1	1	1	1	0	Rn						Rd			
U								size				opcode																			

Encoding for the F1CVTL{2} variant

Applies when (size == 00)

F1CVTL{2} <Vd>.8H, <Vn>.<Ta>

Encoding for the F2CVTL{2} variant

Applies when (size == 01)

F2CVTL{2} <Vd>.8H, <Vn>.<Ta>

Decode for all variants of this encoding

```
if !IsFeatureImplemented(FEAT_FP8) then EndOfDecode(Decode_UNDEF) ;
constant integer n = UInt(Rn);
constant integer d = UInt(Rd);
constant integer part = UInt(Q);
constant integer elements = 64 DIV 8;
constant boolean issrc2 = size == '01';
```

Assembler Symbols

2 Is the second and upper half specifier. If present it causes the operation to be performed on the upper 64 bits of the registers holding the narrower elements, and is encoded in “Q”:

Q	2
0	[absent]
1	[present]

<Vd> Is the name of the SIMD&FP destination register, encoded in the "Rd" field.

<Vn> Is the name of the SIMD&FP source register, encoded in the "Rn" field.

<Ta> Is an arrangement specifier, encoded in “Q”:

Q	<Ta>
0	8B
1	16B

Operation

```
CheckFPMREnabled(); CheckFPAdvSIMDEnabled64();  
constant bits(64) operand = Vpart[n, part, 64];  
bits(128) result;  
  
for e = 0 to elements-1  
    Elem[result, e, 16] = FP8ConvertFP(Elem[operand, e, 8], issrc2, FPCR, FPMR);  
  
V[d, 128] = result;
```

Internal version only: aarchmrs v2025-03_rel, pseudocode v2025-03_rel ; Build timestamp: 2025-03-21T17:41

Copyright © 2010-2025 Arm Limited or its affiliates. All rights reserved. This document is Non-Confidential.

FABD

Floating-point absolute difference (vector)

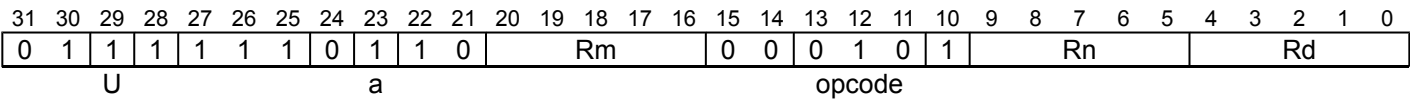
This instruction subtracts the floating-point values in the elements of the second source SIMD&FP register, from the corresponding floating-point values in the elements of the first source SIMD&FP register, places the absolute value of each result in a vector, and writes the vector to the destination SIMD&FP register.

This instruction can generate a floating-point exception. Depending on the settings in FPCR, the exception results in either a flag being set in FPSR or a synchronous exception being generated. For more information, see *Floating-point exceptions and exception traps*.

Depending on the settings in the CPACR_EL1, CPTR_EL2, and CPTR_EL3 registers, and the current Security state and Exception level, an attempt to execute the instruction might be trapped.

It has encodings from 4 classes: [Scalar half-precision](#) , [Scalar single-precision and double-precision](#) , [Vector half-precision](#) and [Vector single-precision and double-precision](#)

Scalar half-precision
(FEAT_AdvSIMD && FEAT_FP16)



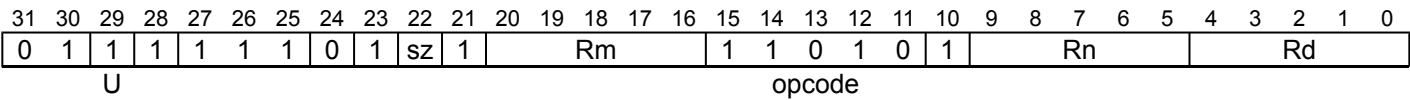
Encoding

FABD <Hd>, <Hn>, <Hm>

Decode for this encoding

```
if !IsFeatureImplemented(FEAT_AdvSIMD) || !IsFeatureImplemented(FEAT_FP16) then
    EndOfDecode(Decode_UNDEF);
constant integer d = UInt(Rd);
constant integer n = UInt(Rn);
constant integer m = UInt(Rm);
constant integer esize = 16;
constant integer datasize = esize;
constant integer elements = 1;
```

Scalar single-precision and double-precision
(FEAT_AdvSIMD)



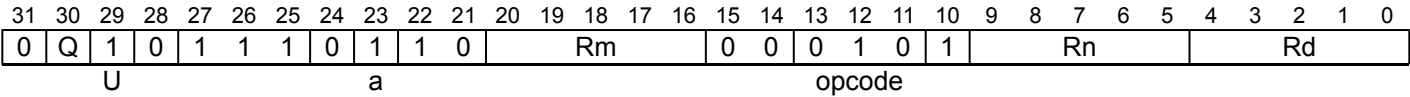
Encoding

FABD <V><d>, <V><n>, <V><m>

Decode for this encoding

```
if !IsFeatureImplemented(FEAT_AdvSIMD) then EndOfDecode(Decode_UNDEF);
constant integer d = UInt(Rd);
constant integer n = UInt(Rn);
constant integer m = UInt(Rm);
constant integer esize = 32 << UInt(sz);
constant integer datasize = esize;
constant integer elements = 1;
```

Vector half-precision
(FEAT_AdvSIMD && FEAT_FP16)



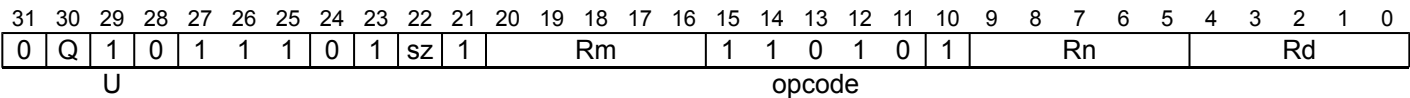
Encoding

```
FABD <Vd>.<T>, <Vn>.<T>, <Vm>.<T>
```

Decode for this encoding

```
if !IsFeatureImplemented(FEAT_AdvSIMD) || !IsFeatureImplemented(FEAT_FP16) then
    EndOfDecode(Decode_UNDEF);
constant integer d = UInt(Rd);
constant integer n = UInt(Rn);
constant integer m = UInt(Rm);
constant integer esize = 16;
constant integer datasize = 64 << UInt(Q);
constant integer elements = datasize DIV esize;
```

Vector single-precision and double-precision
(FEAT_AdvSIMD)



Encoding

```
FABD <Vd>.<T>, <Vn>.<T>, <Vm>.<T>
```

Decode for this encoding

```
if !IsFeatureImplemented(FEAT_AdvSIMD) then EndOfDecode(Decode_UNDEF);
if sz:Q == '10' then EndOfDecode(Decode_UNDEF);
constant integer d = UInt(Rd);
constant integer n = UInt(Rn);
constant integer m = UInt(Rm);
constant integer esize = 32 << UInt(sz);
constant integer datasize = 64 << UInt(Q);
constant integer elements = datasize DIV esize;
```

Assembler Symbols

- <Hd> Is the 16-bit name of the SIMD&FP destination register, encoded in the "Rd" field.
- <Hn> Is the 16-bit name of the first SIMD&FP source register, encoded in the "Rn" field.
- <Hm> Is the 16-bit name of the second SIMD&FP source register, encoded in the "Rm" field.
- <V> Is a width specifier, encoded in "sz":

sz	<V>
0	S
1	D

- <d> Is the number of the SIMD&FP destination register, encoded in the "Rd" field.
- <n> Is the number of the first SIMD&FP source register, encoded in the "Rn" field.
- <m> Is the number of the second SIMD&FP source register, encoded in the "Rm" field.
- <Vd> Is the name of the SIMD&FP destination register, encoded in the "Rd" field.

<T> For the "Vector half-precision" variant: is an arrangement specifier, encoded in "Q":

Q	<T>
0	4H
1	8H

For the "Vector single-precision and double-precision" variant: is an arrangement specifier, encoded in "sz:Q":

sz	Q	<T>
0	0	2S
0	1	4S
1	0	RESERVED
1	1	2D

<Vn> Is the name of the first SIMD&FP source register, encoded in the "Rn" field.

<Vm> Is the name of the second SIMD&FP source register, encoded in the "Rm" field.

Operation

```
CheckFPAdvSIMDEnabled64();
constant bits(datasize) operand1 = V[n, datasize];
constant bits(datasize) operand2 = V[m, datasize];

bits(esize) element1;
bits(esize) element2;
constant boolean merge = elements == 1 && IsMerging(FPCR);
bits(128) result = if merge then V[n, 128] else Zeros(128);

for e = 0 to elements-1
    element1 = Elem[operand1, e, esize];
    element2 = Elem[operand2, e, esize];
    constant bits(esize) diff = FPSub(element1, element2, FPCR);
    Elem[result, e, esize] = FPAbs(diff, FPCR);

V[d, 128] = result;
```

FABS (scalar)

Floating-point absolute value (scalar)

This instruction calculates the absolute value in the SIMD&FP source register and writes the result to the SIMD&FP destination register.
Depending on the settings in the CPACR_EL1, CPTR_EL2, and CPTR_EL3 registers, and the current Security state and Exception level, an attempt to execute the instruction might be trapped.

31	30	29	28	27	26	25	24	23	22	21	20	19	18	17	16	15	14	13	12	11	10	9	8	7	6	5	4	3	2	1	0	
0	0	0	1	1	1	1	0	f	t	y	p	e	1	0	0	0	0	0	1	1	0	0	0	0	Rn				Rd			
M				S				opc																								

Encoding for the Half-precision variant (FEAT_FP16)

Applies when (ftype == 11)

FABS <Hd>, <Hn>

Encoding for the Single-precision variant (FEAT_FP)

Applies when (ftype == 00)

FABS <Sd>, <Sn>

Encoding for the Double-precision variant (FEAT_FP)

Applies when (ftype == 01)

FABS <Dd>, <Dn>

Decode for all variants of this encoding

```
if !IsFeatureImplemented(FEAT_FP) then EndOfDecode(Decode_UNDEF);
if ftype == '10' then EndOfDecode(Decode_UNDEF);
if ftype == '11' && !IsFeatureImplemented(FEAT_FP16) then EndOfDecode(Decode_UNDEF);

constant integer d = UInt(Rd);
constant integer n = UInt(Rn);

constant integer esize = 8 << UInt(ftype EOR '10');
```

Assembler Symbols

- <Hd> Is the 16-bit name of the SIMD&FP destination register, encoded in the "Rd" field.
- <Hn> Is the 16-bit name of the SIMD&FP source register, encoded in the "Rn" field.
- <Sd> Is the 32-bit name of the SIMD&FP destination register, encoded in the "Rd" field.
- <Sn> Is the 32-bit name of the SIMD&FP source register, encoded in the "Rn" field.
- <Dd> Is the 64-bit name of the SIMD&FP destination register, encoded in the "Rd" field.
- <Dn> Is the 64-bit name of the SIMD&FP source register, encoded in the "Rn" field.

Operation

```
CheckFPEEnabled64();  
  
constant bits(esize) operand = V[n, esize];  
bits(128) result = if IsMerging(FPCR) then V[d, 128] else Zeros(128);  
  
Elem[result, 0, esize] = FPAbs(operand, FPCR);  
  
V[d, 128] = result;
```

Internal version only: aarchmrs v2025-03_rel, pseudocode v2025-03_rel ; Build timestamp: 2025-03-21T17:41

Copyright © 2010-2025 Arm Limited or its affiliates. All rights reserved. This document is Non-Confidential.

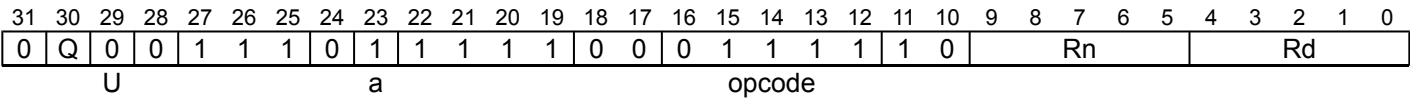
FABS (vector)

Floating-point absolute value (vector)

This instruction calculates the absolute value of each vector element in the source SIMD&FP register, writes the result to a vector, and writes the vector to the destination SIMD&FP register.
Depending on the settings in the CPACR_EL1, CPTR_EL2, and CPTR_EL3 registers, and the current Security state and Exception level, an attempt to execute the instruction might be trapped.

It has encodings from 2 classes: [Half-precision](#) and [Single-precision and double-precision](#)

Half-precision (FEAT_AdvSIMD && FEAT_FP16)



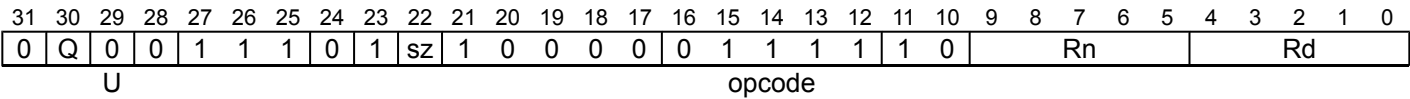
Encoding

FABS <Vd>.<T>, <Vn>.<T>

Decode for this encoding

```
if !IsFeatureImplemented(FEAT_AdvSIMD) || !IsFeatureImplemented(FEAT_FP16) then
    EndOfDecode(Decode_UNDEF);
constant integer d = UInt(Rd);
constant integer n = UInt(Rn);
constant integer esize = 16;
constant integer datasize = 64 << UInt(Q);
constant integer elements = datasize DIV esize;
```

Single-precision and double-precision (FEAT_AdvSIMD)



Encoding

FABS <Vd>.<T>, <Vn>.<T>

Decode for this encoding

```
if !IsFeatureImplemented(FEAT_AdvSIMD) then EndOfDecode(Decode_UNDEF);
if sz:Q == '10' then EndOfDecode(Decode_UNDEF);
constant integer d = UInt(Rd);
constant integer n = UInt(Rn);
constant integer esize = 32 << UInt(sz);
constant integer datasize = 64 << UInt(Q);
constant integer elements = datasize DIV esize;
```

Assembler Symbols

<Vd> Is the name of the SIMD&FP destination register, encoded in the "Rd" field.

<T> For the "Half-precision" variant: is an arrangement specifier, encoded in “Q”:

Q	<T>
0	4H
1	8H

For the "Single-precision and double-precision" variant: is an arrangement specifier, encoded in "sz:Q":

sz	Q	<T>
0	0	2S
0	1	4S
1	0	RESERVED
1	1	2D

<Vn> Is the name of the SIMD&FP source register, encoded in the "Rn" field.

Operation

```

CheckFPAdvSIMDEnabled64();
constant bits(datasize) operand = V[n, datasize];
bits(datasize) result;

for e = 0 to elements-1
    constant bits(esize) element = Elem[operand, e, esize];
    Elem[result, e, esize] = FPAbs(element, FPCR);

V[d, datasize] = result;

```

Internal version only: aarchmrs v2025-03_rel, pseudocode v2025-03_rel ; Build timestamp: 2025-03-21T17:41

Copyright © 2010-2025 Arm Limited or its affiliates. All rights reserved. This document is Non-Confidential.

FACGE

Floating-point absolute compare greater than or equal (vector)

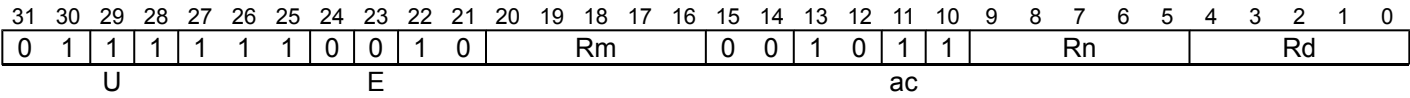
This instruction compares the absolute value of each floating-point value in the first source SIMD&FP register with the absolute value of the corresponding floating-point value in the second source SIMD&FP register and if the first value is greater than or equal to the second value sets every bit of the corresponding vector element in the destination SIMD&FP register to one, otherwise sets every bit of the corresponding vector element in the destination SIMD&FP register to zero.

This instruction can generate a floating-point exception. Depending on the settings in FPCR, the exception results in either a flag being set in FPSR or a synchronous exception being generated. For more information, see [Floating-point exceptions and exception traps](#).

Depending on the settings in the CPACR_EL1, CPTR_EL2, and CPTR_EL3 registers, and the current Security state and Exception level, an attempt to execute the instruction might be trapped.

It has encodings from 4 classes: [Scalar half-precision](#) , [Scalar single-precision and double-precision](#) , [Vector half-precision](#) and [Vector single-precision and double-precision](#)

Scalar half-precision
(FEAT_AdvSIMD && FEAT_FP16)



Encoding

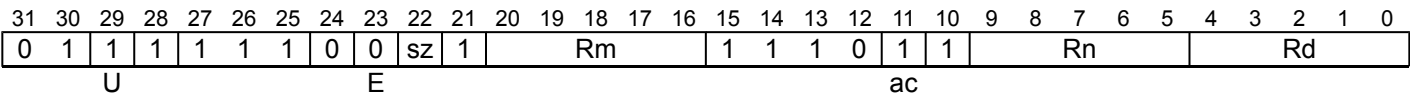
FACGE <Hd>, <Hn>, <Hm>

Decode for this encoding

```
if !IsFeatureImplemented(FEAT_AdvSIMD) || !IsFeatureImplemented(FEAT_FP16) then
    EndOfDecode(Decode_UNDEF);
constant integer d = UInt(Rd);
constant integer n = UInt(Rn);
constant integer m = UInt(Rm);

constant integer esize = 16;
constant integer datasize = esize;
constant integer elements = 1;
```

Scalar single-precision and double-precision
(FEAT_AdvSIMD)



Encoding

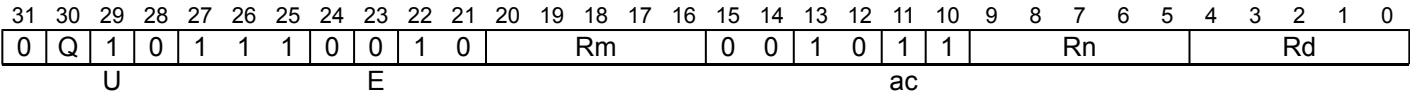
FACGE <V><d>, <V><n>, <V><m>

Decode for this encoding

```
if !IsFeatureImplemented(FEAT_AdvSIMD) then EndOfDecode(Decode_UNDEF);
constant integer d = UInt(Rd);
constant integer n = UInt(Rn);
constant integer m = UInt(Rm);

constant integer esize = 32 << UInt(sz);
constant integer datasize = esize;
constant integer elements = 1;
```

Vector half-precision
(FEAT_AdvSIMD && FEAT_FP16)



Encoding

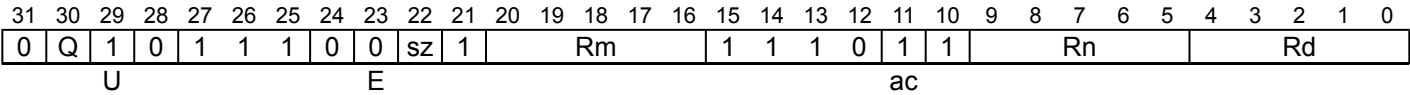
FACGE <Vd>.<T>, <Vn>.<T>, <Vm>.<T>

Decode for this encoding

```
if !IsFeatureImplemented(FEAT_AdvSIMD) || !IsFeatureImplemented(FEAT_FP16) then
    EndOfDecode(Decode_UNDEF);
constant integer d = UInt(Rd);
constant integer n = UInt(Rn);
constant integer m = UInt(Rm);

constant integer esize = 16;
constant integer datasize = 64 << UInt(Q);
constant integer elements = datasize DIV esize;
```

Vector single-precision and double-precision
(FEAT_AdvSIMD)



Encoding

FACGE <Vd>.<T>, <Vn>.<T>, <Vm>.<T>

Decode for this encoding

```
if !IsFeatureImplemented(FEAT_AdvSIMD) then EndOfDecode(Decode_UNDEF);
if sz:Q == '10' then EndOfDecode(Decode_UNDEF);
constant integer d = UInt(Rd);
constant integer n = UInt(Rn);
constant integer m = UInt(Rm);

constant integer esize = 32 << UInt(sz);
constant integer datasize = 64 << UInt(Q);
constant integer elements = datasize DIV esize;
```

Assembler Symbols

- <Hd> Is the 16-bit name of the SIMD&FP destination register, encoded in the "Rd" field.
- <Hn> Is the 16-bit name of the first SIMD&FP source register, encoded in the "Rn" field.
- <Hm> Is the 16-bit name of the second SIMD&FP source register, encoded in the "Rm" field.

<V> Is a width specifier, encoded in “sz”:

sz	<V>
0	S
1	D

- <d> Is the number of the SIMD&FP destination register, encoded in the "Rd" field.
- <n> Is the number of the first SIMD&FP source register, encoded in the "Rn" field.

- <m> Is the number of the second SIMD&FP source register, encoded in the "Rm" field.
- <Vd> Is the name of the SIMD&FP destination register, encoded in the "Rd" field.
- <T> For the "Vector half-precision" variant: is an arrangement specifier, encoded in "Q":

Q	<T>
0	4H
1	8H

For the "Vector single-precision and double-precision" variant: is an arrangement specifier, encoded in "sz:Q":

sz	Q	<T>
0	0	2S
0	1	4S
1	0	RESERVED
1	1	2D

- <Vn> Is the name of the first SIMD&FP source register, encoded in the "Rn" field.
- <Vm> Is the name of the second SIMD&FP source register, encoded in the "Rm" field.

Operation

```

CheckFPAdvSIMDEnabled64();
constant bits(datasize) operand1 = V[n, datasize];
constant bits(datasize) operand2 = V[m, datasize];

bits(esize) element1;
bits(esize) element2;
boolean test_passed;
constant boolean merge = elements == 1 && IsMerging(FPCR);
bits(128) result = if merge then V[m, 128] else Zeros(128);

for e = 0 to elements-1
    element1 = Elem[operand1, e, esize];
    element2 = Elem[operand2, e, esize];
    element1 = FPAbs(element1, FPCR);
    element2 = FPAbs(element2, FPCR);
    test_passed = FPCompareGE(element1, element2, FPCR);
    Elem[result, e, esize] = if test_passed then Ones(esize) else Zeros(esize);

V[d, 128] = result;

```

FACGT

Floating-point absolute compare greater than (vector)

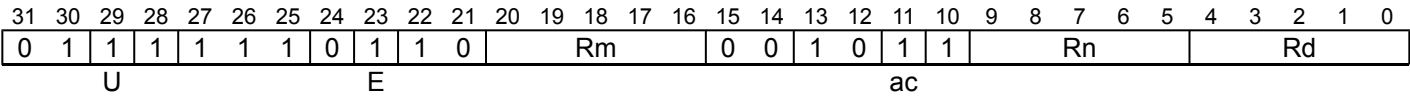
This instruction compares the absolute value of each vector element in the first source SIMD&FP register with the absolute value of the corresponding vector element in the second source SIMD&FP register and if the first value is greater than the second value sets every bit of the corresponding vector element in the destination SIMD&FP register to one, otherwise sets every bit of the corresponding vector element in the destination SIMD&FP register to zero.

This instruction can generate a floating-point exception. Depending on the settings in FPCR, the exception results in either a flag being set in FPSR or a synchronous exception being generated. For more information, see *Floating-point exceptions and exception traps*.

Depending on the settings in the CPACR_EL1, CPTR_EL2, and CPTR_EL3 registers, and the current Security state and Exception level, an attempt to execute the instruction might be trapped.

It has encodings from 4 classes: [Scalar half-precision](#) , [Scalar single-precision and double-precision](#) , [Vector half-precision](#) and [Vector single-precision and double-precision](#)

Scalar half-precision
(FEAT_AdvSIMD && FEAT_FP16)



Encoding

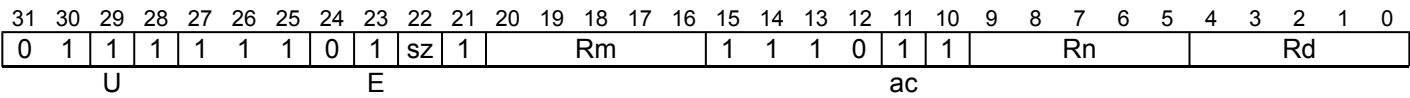
FACGT <Hd>, <Hn>, <Hm>

Decode for this encoding

```
if !IsFeatureImplemented(FEAT_AdvSIMD) || !IsFeatureImplemented(FEAT_FP16) then
    EndOfDecode(Decode_UNDEF);
constant integer d = UInt(Rd);
constant integer n = UInt(Rn);
constant integer m = UInt(Rm);

constant integer esize = 16;
constant integer datasize = esize;
constant integer elements = 1;
```

Scalar single-precision and double-precision
(FEAT_AdvSIMD)



Encoding

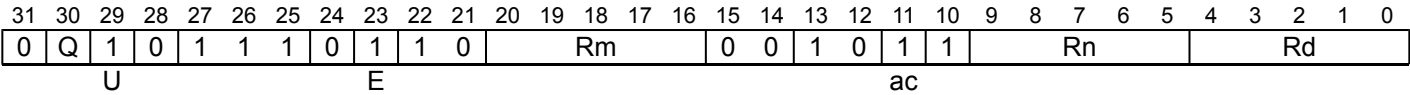
FACGT <V><d>, <V><n>, <V><m>

Decode for this encoding

```
if !IsFeatureImplemented(FEAT_AdvSIMD) then EndOfDecode(Decode_UNDEF);
constant integer d = UInt(Rd);
constant integer n = UInt(Rn);
constant integer m = UInt(Rm);

constant integer esize = 32 << UInt(sz);
constant integer datasize = esize;
constant integer elements = 1;
```

Vector half-precision
(FEAT_AdvSIMD && FEAT_FP16)



Encoding

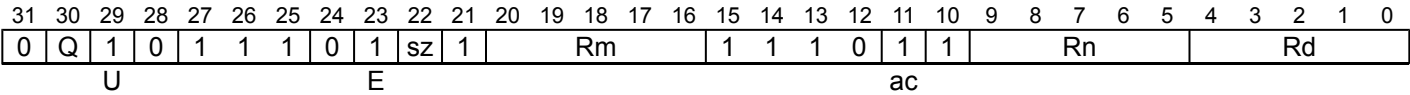
FACGT <Vd>.<T>, <Vn>.<T>, <Vm>.<T>

Decode for this encoding

```
if !IsFeatureImplemented(FEAT_AdvSIMD) || !IsFeatureImplemented(FEAT_FP16) then
    EndOfDecode(Decode_UNDEF);
constant integer d = UInt(Rd);
constant integer n = UInt(Rn);
constant integer m = UInt(Rm);

constant integer esize = 16;
constant integer datasize = 64 << UInt(Q);
constant integer elements = datasize DIV esize;
```

Vector single-precision and double-precision
(FEAT_AdvSIMD)



Encoding

FACGT <Vd>.<T>, <Vn>.<T>, <Vm>.<T>

Decode for this encoding

```
if !IsFeatureImplemented(FEAT_AdvSIMD) then EndOfDecode(Decode_UNDEF);
if sz:Q == '10' then EndOfDecode(Decode_UNDEF);
constant integer d = UInt(Rd);
constant integer n = UInt(Rn);
constant integer m = UInt(Rm);

constant integer esize = 32 << UInt(sz);
constant integer datasize = 64 << UInt(Q);
constant integer elements = datasize DIV esize;
```

Assembler Symbols

- <Hd> Is the 16-bit name of the SIMD&FP destination register, encoded in the "Rd" field.
- <Hn> Is the 16-bit name of the first SIMD&FP source register, encoded in the "Rn" field.
- <Hm> Is the 16-bit name of the second SIMD&FP source register, encoded in the "Rm" field.

<V> Is a width specifier, encoded in “sz”:

sz	<V>
0	S
1	D

- <d> Is the number of the SIMD&FP destination register, encoded in the "Rd" field.
- <n> Is the number of the first SIMD&FP source register, encoded in the "Rn" field.

<m> Is the number of the second SIMD&FP source register, encoded in the "Rm" field.

<Vd> Is the name of the SIMD&FP destination register, encoded in the "Rd" field.

<T> For the "Vector half-precision" variant: is an arrangement specifier, encoded in "Q":

Q	<T>
0	4H
1	8H

For the "Vector single-precision and double-precision" variant: is an arrangement specifier, encoded in "sz:Q":

sz	Q	<T>
0	0	2S
0	1	4S
1	0	RESERVED
1	1	2D

<Vn> Is the name of the first SIMD&FP source register, encoded in the "Rn" field.

<Vm> Is the name of the second SIMD&FP source register, encoded in the "Rm" field.

Operation

```
CheckFPAdvSIMDEnabled64();
constant bits(datasize) operand1 = V[n, datasize];
constant bits(datasize) operand2 = V[m, datasize];

bits(esize) element1;
bits(esize) element2;
boolean test_passed;
constant boolean merge = elements == 1 && IsMerging(FPCR);
bits(128) result = if merge then V[m, 128] else Zeros(128);

for e = 0 to elements-1
    element1 = Elem[operand1, e, esize];
    element2 = Elem[operand2, e, esize];
    element1 = FPAbs(element1, FPCR);
    element2 = FPAbs(element2, FPCR);
    test_passed = FPCompareGT(element1, element2, FPCR);
    Elem[result, e, esize] = if test_passed then Ones(esize) else Zeros(esize);

V[d, 128] = result;
```

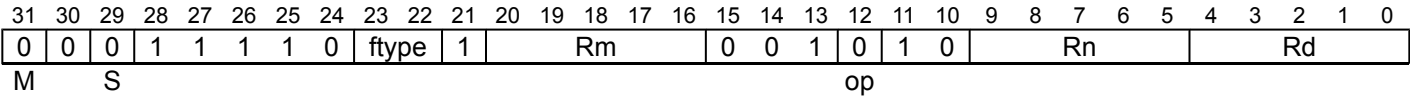
Internal version only: aarchmrs v2025-03_rel, pseudocode v2025-03_rel ; Build timestamp: 2025-03-21T17:41

Copyright © 2010-2025 Arm Limited or its affiliates. All rights reserved. This document is Non-Confidential.

FADD (scalar)

Floating-point add (scalar)

This instruction adds the floating-point values of the two source SIMD&FP registers, and writes the result to the destination SIMD&FP register. This instruction can generate a floating-point exception. Depending on the settings in FPCR, the exception results in either a flag being set in FPSR or a synchronous exception being generated. For more information, see *Floating-point exceptions and exception traps*. Depending on the settings in the CPACR_EL1, CPTR_EL2, and CPTR_EL3 registers, and the current Security state and Exception level, an attempt to execute the instruction might be trapped.



Encoding for the Half-precision variant (FEAT_FP16)

Applies when (ftype == 11)

```
FADD <Hd>, <Hn>, <Hm>
```

Encoding for the Single-precision variant (FEAT_FP)

Applies when (ftype == 00)

```
FADD <Sd>, <Sn>, <Sm>
```

Encoding for the Double-precision variant (FEAT_FP)

Applies when (ftype == 01)

```
FADD <Dd>, <Dn>, <Dm>
```

Decode for all variants of this encoding

```
if !IsFeatureImplemented(FEAT_FP) then EndOfDecode(Decode_UNDEF);
if ftype == '10' then EndOfDecode(Decode_UNDEF);
if ftype == '11' && !IsFeatureImplemented(FEAT_FP16) then EndOfDecode(Decode_UNDEF);

constant integer d = UInt(Rd);
constant integer n = UInt(Rn);
constant integer m = UInt(Rm);

constant integer esize = 8 << UInt(ftype EOR '10');
```

Assembler Symbols

- <Hd> Is the 16-bit name of the SIMD&FP destination register, encoded in the "Rd" field.
- <Hn> Is the 16-bit name of the first SIMD&FP source register, encoded in the "Rn" field.
- <Hm> Is the 16-bit name of the second SIMD&FP source register, encoded in the "Rm" field.
- <Sd> Is the 32-bit name of the SIMD&FP destination register, encoded in the "Rd" field.
- <Sn> Is the 32-bit name of the first SIMD&FP source register, encoded in the "Rn" field.
- <Sm> Is the 32-bit name of the second SIMD&FP source register, encoded in the "Rm" field.
- <Dd> Is the 64-bit name of the SIMD&FP destination register, encoded in the "Rd" field.
- <Dn> Is the 64-bit name of the first SIMD&FP source register, encoded in the "Rn" field.
- <Dm> Is the 64-bit name of the second SIMD&FP source register, encoded in the "Rm" field.

Operation

```
CheckFPEEnabled64();  
constant bits(esize) operand1 = V[n, esize];  
constant bits(esize) operand2 = V[m, esize];  
  
bits(128) result = if IsMerging(FPCR) then V[n, 128] else Zeros(128);  
  
Elem[result, 0, esize] = FPAdd(operand1, operand2, FPCR);  
  
V[d, 128] = result;
```

Internal version only: aarchmrs v2025-03_rel, pseudocode v2025-03_rel ; Build timestamp: 2025-03-21T17:41

Copyright © 2010-2025 Arm Limited or its affiliates. All rights reserved. This document is Non-Confidential.

FADD (vector)

Floating-point add (vector)

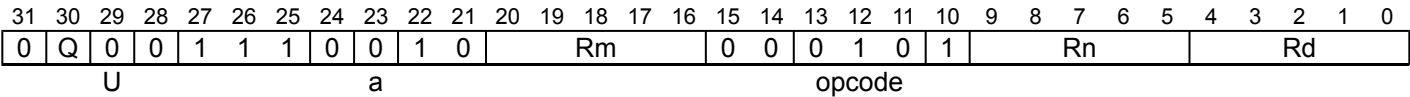
This instruction adds corresponding vector elements in the two source SIMD&FP registers, writes the result into a vector, and writes the vector to the destination SIMD&FP register. All the values in this instruction are floating-point values.

This instruction can generate a floating-point exception. Depending on the settings in FPCR, the exception results in either a flag being set in FPSR or a synchronous exception being generated. For more information, see [Floating-point exceptions and exception traps](#).

Depending on the settings in the CPACR_EL1, CPTR_EL2, and CPTR_EL3 registers, and the current Security state and Exception level, an attempt to execute the instruction might be trapped.

It has encodings from 2 classes: [Half-precision](#) and [Single-precision and double-precision](#)

Half-precision (FEAT_AdvSIMD && FEAT_FP16)



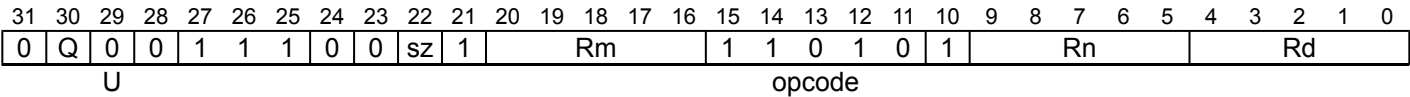
Encoding

FADD <Vd>.<T>, <Vn>.<T>, <Vm>.<T>

Decode for this encoding

```
if !IsFeatureImplemented(FEAT_AdvSIMD) || !IsFeatureImplemented(FEAT_FP16) then
    EndOfDecode(Decode_UNDEF);
constant integer d = UInt(Rd);
constant integer n = UInt(Rn);
constant integer m = UInt(Rm);
constant integer esize = 16;
constant integer datasize = 64 << UInt(Q);
constant integer elements = datasize DIV esize;
```

Single-precision and double-precision (FEAT_AdvSIMD)



Encoding

FADD <Vd>.<T>, <Vn>.<T>, <Vm>.<T>

Decode for this encoding

```
if !IsFeatureImplemented(FEAT_AdvSIMD) then EndOfDecode(Decode_UNDEF);
if sz:Q == '10' then EndOfDecode(Decode_UNDEF);
constant integer d = UInt(Rd);
constant integer n = UInt(Rn);
constant integer m = UInt(Rm);
constant integer esize = 32 << UInt(sz);
constant integer datasize = 64 << UInt(Q);
constant integer elements = datasize DIV esize;
```

Assembler Symbols

<Vd> Is the name of the SIMD&FP destination register, encoded in the "Rd" field.

<T> For the "Half-precision" variant: is an arrangement specifier, encoded in “Q”:

Q	<T>
0	4H
1	8H

For the "Single-precision and double-precision" variant: is an arrangement specifier, encoded in “sz:Q”:

sz	Q	<T>
0	0	2S
0	1	4S
1	0	RESERVED
1	1	2D

<Vn> Is the name of the first SIMD&FP source register, encoded in the "Rn" field.

<Vm> Is the name of the second SIMD&FP source register, encoded in the "Rm" field.

Operation

```
CheckFPAdvSIMDEnabled64();
constant bits(datasize) operand1 = V[n, datasize];
constant bits(datasize) operand2 = V[m, datasize];
bits(datasize) result;
bits(esize) element1;
bits(esize) element2;

for e = 0 to elements-1
    element1 = Elem[operand1, e, esize];
    element2 = Elem[operand2, e, esize];
    Elem[result, e, esize] = FPAdd(element1, element2, FPCR);

V[d, datasize] = result;
```

FADDP (scalar)

Floating-point add pair of elements (scalar)

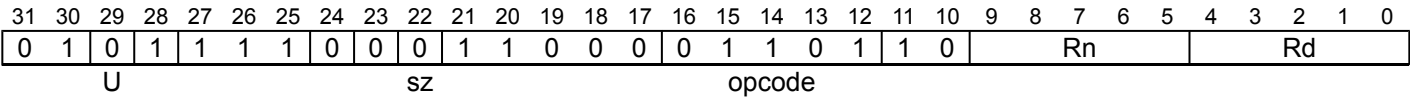
This instruction adds two floating-point vector elements in the source SIMD&FP register and writes the scalar result into the destination SIMD&FP register.

This instruction can generate a floating-point exception. Depending on the settings in FPCR, the exception results in either a flag being set in FPSR or a synchronous exception being generated. For more information, see [Floating-point exceptions and exception traps](#).

Depending on the settings in the CPACR_EL1, CPTR_EL2, and CPTR_EL3 registers, and the current Security state and Exception level, an attempt to execute the instruction might be trapped.

It has encodings from 2 classes: [Half-precision](#) and [Single-precision and double-precision](#)

Half-precision (FEAT_AdvSIMD && FEAT_FP16)



Encoding

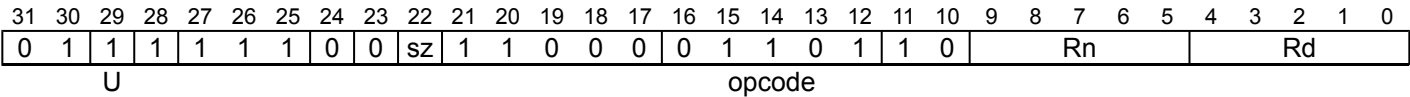
FADDP H<d>, <Vn>.2H

Decode for this encoding

```
if !IsFeatureImplemented(FEAT_AdvSIMD) || !IsFeatureImplemented(FEAT_FP16) then
    EndOfDecode(Decode_UNDEF);
if sz == '1' then EndOfDecode(Decode_UNDEF);

constant integer d = UInt(Rd);
constant integer n = UInt(Rn);
constant integer esize = 16;
constant integer datasize = 32;
```

Single-precision and double-precision (FEAT_AdvSIMD)



Encoding

FADDP <V><d>, <Vn>.<T>

Decode for this encoding

```
if !IsFeatureImplemented(FEAT_AdvSIMD) then EndOfDecode(Decode_UNDEF);
constant integer d = UInt(Rd);
constant integer n = UInt(Rn);
constant integer esize = 32 << UInt(sz);
constant integer datasize = esize * 2;
```

Assembler Symbols

- <d> Is the number of the SIMD&FP destination register, encoded in the "Rd" field.
- <Vn> Is the name of the SIMD&FP source register, encoded in the "Rn" field.

<V> Is the destination width specifier, encoded in “sz”:

sz	<V>
0	S
1	D

<T> Is the source arrangement specifier, encoded in “sz”:

sz	<T>
0	2S
1	2D

Operation

```
CheckFPAdvSIMDEnabled64();
constant bits(datasize) operand = V[n, datasize];
V[d, esize] = FPReduce(ReduceOp_FADD, operand, esize, FPCR);
```

Internal version only: aarchmrs v2025-03_rel, pseudocode v2025-03_rel ; Build timestamp: 2025-03-21T17:41
Copyright © 2010-2025 Arm Limited or its affiliates. All rights reserved. This document is Non-Confidential.

FADDP (vector)

Floating-point add pairwise (vector)

This instruction creates a vector by concatenating the vector elements of the first source SIMD&FP register after the vector elements of the second source SIMD&FP register, reads each pair of adjacent vector elements from the concatenated vector, adds each pair of values together, places the result into a vector, and writes the vector to the destination SIMD&FP register. All the values in this instruction are floating-point values.

This instruction can generate a floating-point exception. Depending on the settings in FPCR, the exception results in either a flag being set in FPSR or a synchronous exception being generated. For more information, see [Floating-point exceptions and exception traps](#).

Depending on the settings in the CPACR_EL1, CPTR_EL2, and CPTR_EL3 registers, and the current Security state and Exception level, an attempt to execute the instruction might be trapped.

It has encodings from 2 classes: [Half-precision](#) and [Single-precision and double-precision](#)

Half-precision

(FEAT_AdvSIMD && FEAT_FP16)

31	30	29	28	27	26	25	24	23	22	21	20	19	18	17	16	15	14	13	12	11	10	9	8	7	6	5	4	3	2	1	0
0	Q	1	0	1	1	1	0	0	1	0	Rm				0	0	0	1	0	1	Rn				Rd						
U				a				opcode																							

Encoding

FADDP <Vd>.<T>, <Vn>.<T>, <Vm>.<T>

Decode for this encoding

```
if !IsFeatureImplemented(FEAT_AdvSIMD) || !IsFeatureImplemented(FEAT_FP16) then
    EndOfDecode(Decode_UNDEF);
constant integer d = UInt(Rd);
constant integer n = UInt(Rn);
constant integer m = UInt(Rm);
constant integer esize = 16;
constant integer datasize = 64 << UInt(Q);
constant integer elements = datasize DIV esize;
```

Single-precision and double-precision

(FEAT_AdvSIMD)

31	30	29	28	27	26	25	24	23	22	21	20	19	18	17	16	15	14	13	12	11	10	9	8	7	6	5	4	3	2	1	0
0	Q	1	0	1	1	1	0	0	sz	1	Rm				1	1	0	1	0	1	Rn				Rd						
U											opcode																				

Encoding

FADDP <Vd>.<T>, <Vn>.<T>, <Vm>.<T>

Decode for this encoding

```
if !IsFeatureImplemented(FEAT_AdvSIMD) then EndOfDecode(Decode_UNDEF);
if sz:Q == '10' then EndOfDecode(Decode_UNDEF);
constant integer d = UInt(Rd);
constant integer n = UInt(Rn);
constant integer m = UInt(Rm);
constant integer esize = 32 << UInt(sz);
constant integer datasize = 64 << UInt(Q);
constant integer elements = datasize DIV esize;
```

Assembler Symbols

<Vd> Is the name of the SIMD&FP destination register, encoded in the "Rd" field.

<T> For the "Half-precision" variant: is an arrangement specifier, encoded in “Q”:

Q	<T>
0	4H
1	8H

For the "Single-precision and double-precision" variant: is an arrangement specifier, encoded in “sz:Q”:

sz	Q	<T>
0	0	2S
0	1	4S
1	0	RESERVED
1	1	2D

<Vn> Is the name of the first SIMD&FP source register, encoded in the "Rn" field.

<Vm> Is the name of the second SIMD&FP source register, encoded in the "Rm" field.

Operation

```
CheckFPAdvSIMDEnabled64();
constant bits(datasize) operand1 = V[n, datasize];
constant bits(datasize) operand2 = V[m, datasize];
bits(datasize) result;
constant bits(2*datasize) concat = operand2:operand1;
bits(esize) element1;
bits(esize) element2;

for e = 0 to elements-1
    element1 = Elem[concat, 2*e, esize];
    element2 = Elem[concat, (2*e)+1, esize];
    Elem[result, e, esize] = FPAdd(element1, element2, FPCR);

V[d, datasize] = result;
```

FAMAX

Floating-point absolute maximum

This instruction determines the maximum absolute value from floating-point elements of the first source vector and the corresponding floating-point elements of the second source vector, and places the results in the corresponding elements of the destination vector.

Regardless of the value of FPCR.AH, the behavior is as follows:

- When FPCR.DN is 0, if either element is a NaN, the result is a quiet NaN.
- When FPCR.DN is 1, if either element is a NaN, the result is the Default NaN, with the sign bit set to 0.
- Denormalized inputs and results are never flushed to zero, as if FPCR.{FZ, FZ16, FIZ} are all 0.
- Denormalized inputs never generate an Input Denormal floating-point exception.

It has encodings from 2 classes: [Half-precision](#) and [Single-precision and double-precision](#)

Half-precision

(FEAT_AdvSIMD && FEAT_FAMINMAX)

31	30	29	28	27	26	25	24	23	22	21	20	19	18	17	16	15	14	13	12	11	10	9	8	7	6	5	4	3	2	1	0
0	Q	0	0	1	1	1	0	1	1	0	Rm				0	0	0	1	1	1	Rn				Rd						
U				a				opcode																							

Encoding

FAMAX <Vd>.<T>, <Vn>.<T>, <Vm>.<T>

Decode for this encoding

```
if !IsFeatureImplemented(FEAT_AdvSIMD) || !IsFeatureImplemented(FEAT_FAMINMAX) then
    EndOfDecode(Decode_UNDEF);
constant integer d = UInt(Rd);
constant integer n = UInt(Rn);
constant integer m = UInt(Rm);
constant integer esize = 16;
constant integer datasize = if Q == '1' then 128 else 64;
constant integer elements = datasize DIV esize;
```

Single-precision and double-precision

(FEAT_AdvSIMD && FEAT_FAMINMAX)

31	30	29	28	27	26	25	24	23	22	21	20	19	18	17	16	15	14	13	12	11	10	9	8	7	6	5	4	3	2	1	0
0	Q	0	0	1	1	1	0	1	x	1	Rm				1	1	0	1	1	1	Rn				Rd						
U				size				opcode																							

Encoding

FAMAX <Vd>.<T>, <Vn>.<T>, <Vm>.<T>

Decode for this encoding

```
if !IsFeatureImplemented(FEAT_AdvSIMD) || !IsFeatureImplemented(FEAT_FAMINMAX) then
    EndOfDecode(Decode_UNDEF);
if Q == '0' && size == '11' then EndOfDecode(Decode_UNDEF);
constant integer d = UInt(Rd);
constant integer n = UInt(Rn);
constant integer m = UInt(Rm);
constant integer esize = 8 << UInt(size);
constant integer datasize = if Q == '1' then 128 else 64;
constant integer elements = datasize DIV esize;
```

Assembler Symbols

<Vd> Is the name of the SIMD&FP destination register, encoded in the "Rd" field.

<T> For the "Half-precision" variant: is an arrangement specifier, encoded in “Q”:

Q	<T>
0	4H
1	8H

For the "Single-precision and double-precision" variant: is an arrangement specifier, encoded in “size<0>:Q”:

size<0>	Q	<T>
0	0	2S
0	1	4S
1	0	RESERVED
1	1	2D

<Vn> Is the name of the first SIMD&FP source register, encoded in the "Rn" field.

<Vm> Is the name of the second SIMD&FP source register, encoded in the "Rm" field.

Operation

```
CheckFPAdvSIMDEnabled64();
constant bits(datasize) operand1 = V[n, datasize];
constant bits(datasize) operand2 = V[m, datasize];
bits(datasize) result;

for e = 0 to elements-1
    constant bits(esize) op1 = Elem[operand1, e, esize];
    constant bits(esize) op2 = Elem[operand2, e, esize];
    Elem[result, e, esize] = FPAbsMax(op1, op2, FPCR);
V[d, datasize] = result;
```

FAMIN

Floating-point absolute minimum

This instruction determines the minimum absolute value from floating-point elements of the first source vector and the corresponding floating-point elements of the second source vector, and places the results in the corresponding elements of the destination vector.

Regardless of the value of FPCR.AH, the behavior is as follows:

- When FPCR.DN is 0, if either element is a NaN, the result is a quiet NaN.
- When FPCR.DN is 1, if either element is a NaN, the result is the Default NaN, with the sign bit set to 0.
- Denormalized inputs and results are never flushed to zero, as if FPCR.{FZ, FZ16, FIZ} are all 0.
- Denormalized inputs never generate an Input Denormal floating-point exception.

It has encodings from 2 classes: [Half-precision](#) and [Single-precision and double-precision](#)

Half-precision

(FEAT_AdvSIMD && FEAT_FAMINMAX)

31	30	29	28	27	26	25	24	23	22	21	20	19	18	17	16	15	14	13	12	11	10	9	8	7	6	5	4	3	2	1	0
0	Q	1	0	1	1	1	0	1	1	0	Rm				0	0	0	1	1	1	Rn				Rd						
U				a				opcode																							

Encoding

FAMIN <Vd>.<T>, <Vn>.<T>, <Vm>.<T>

Decode for this encoding

```
if !IsFeatureImplemented(FEAT_AdvSIMD) || !IsFeatureImplemented(FEAT_FAMINMAX) then
    EndOfDecode(Decode_UNDEF);
constant integer d = UInt(Rd);
constant integer n = UInt(Rn);
constant integer m = UInt(Rm);
constant integer esize = 16;
constant integer datasize = if Q == '1' then 128 else 64;
constant integer elements = datasize DIV esize;
```

Single-precision and double-precision

(FEAT_AdvSIMD && FEAT_FAMINMAX)

31	30	29	28	27	26	25	24	23	22	21	20	19	18	17	16	15	14	13	12	11	10	9	8	7	6	5	4	3	2	1	0
0	Q	1	0	1	1	1	0	1	x	1	Rm				1	1	0	1	1	1	Rn				Rd						
U				size				opcode																							

Encoding

FAMIN <Vd>.<T>, <Vn>.<T>, <Vm>.<T>

Decode for this encoding

```
if !IsFeatureImplemented(FEAT_AdvSIMD) || !IsFeatureImplemented(FEAT_FAMINMAX) then
    EndOfDecode(Decode_UNDEF);
if Q == '0' && size == '11' then EndOfDecode(Decode_UNDEF);
constant integer d = UInt(Rd);
constant integer n = UInt(Rn);
constant integer m = UInt(Rm);
constant integer esize = 8 << UInt(size);
constant integer datasize = if Q == '1' then 128 else 64;
constant integer elements = datasize DIV esize;
```

Assembler Symbols

<Vd> Is the name of the SIMD&FP destination register, encoded in the "Rd" field.

<T> For the "Half-precision" variant: is an arrangement specifier, encoded in “Q”:

Q	<T>
0	4H
1	8H

For the "Single-precision and double-precision" variant: is an arrangement specifier, encoded in “size<0>:Q”:

size<0>	Q	<T>
0	0	2S
0	1	4S
1	0	RESERVED
1	1	2D

<Vn> Is the name of the first SIMD&FP source register, encoded in the "Rn" field.

<Vm> Is the name of the second SIMD&FP source register, encoded in the "Rm" field.

Operation

```
CheckFPAdvSIMDEnabled64();
constant bits(datasize) operand1 = V[n, datasize];
constant bits(datasize) operand2 = V[m, datasize];
bits(datasize) result;

for e = 0 to elements-1
    constant bits(esize) op1 = Elem[operand1, e, esize];
    constant bits(esize) op2 = Elem[operand2, e, esize];
    Elem[result, e, esize] = FPAbsMin(op1, op2, FPCR);
V[d, datasize] = result;
```

FCADD

Floating-point complex add

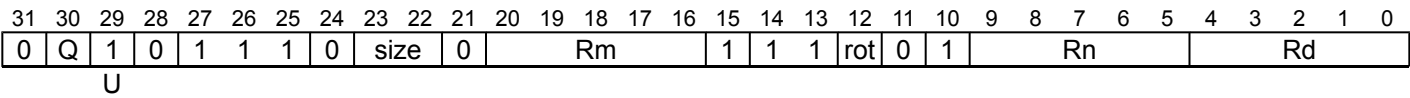
This instruction operates on complex numbers that are represented in SIMD&FP registers as pairs of elements, with the more significant element holding the imaginary part of the number and the less significant element holding the real part of the number. Each element holds a floating-point value. It performs the following computation on the corresponding complex number element pairs from the two source registers:

- Considering the complex number from the second source register on an Argand diagram, the number is rotated counterclockwise by 90 or 270 degrees.
- The rotated complex number is added to the complex number from the first source register.

This instruction can generate a floating-point exception. Depending on the settings in FPCR, the exception results in either a flag being set in FPSR or a synchronous exception being generated. For more information, see *Floating-point exceptions and exception traps*.

Depending on the settings in the CPACR_EL1, CPTR_EL2, and CPTR_EL3 registers, and the current Security state and Exception level, an attempt to execute the instruction might be trapped.

Vector
(FEAT_FCMA)



Encoding

```
FCADD <Vd>.<T>, <Vn>.<T>, <Vm>.<T>, #<rotate>
```

Decode for this encoding

```
if !IsFeatureImplemented(FEAT_FCMA) then EndOfDecode(Decode_UNDEF);
if size == '00' then EndOfDecode(Decode_UNDEF);
if size == '01' && !IsFeatureImplemented(FEAT_FP16) then EndOfDecode(Decode_UNDEF);
if Q == '0' && size == '11' then EndOfDecode(Decode_UNDEF);
constant integer d = UInt(Rd);
constant integer n = UInt(Rn);
constant integer m = UInt(Rm);
constant integer esize = 8 << UInt(size);
constant integer datasize = 64 << UInt(Q);
constant integer elements = datasize DIV esize;
```

Assembler Symbols

<Vd> Is the name of the SIMD&FP destination register, encoded in the "Rd" field.

<T> Is an arrangement specifier, encoded in “size:Q”:

size	Q	<T>
00	x	RESERVED
01	0	4H
01	1	8H
10	0	2S
10	1	4S
11	0	RESERVED
11	1	2D

<Vn> Is the name of the first SIMD&FP source register, encoded in the "Rn" field.

<Vm> Is the name of the second SIMD&FP source register, encoded in the "Rm" field.

<rotate> Is the rotation, encoded in “rot”:

rot	<rotate>
0	90
1	270

Operation

```

CheckFPAdvSIMDEnabled64();
constant bits(datasize) operand1 = V[n, datasize];
constant bits(datasize) operand2 = V[m, datasize];
bits(datasize) result;
bits(esize) element1;
bits(esize) element3;

for e = 0 to (elements DIV 2)-1
    case rot of
        when '0'
            element1 = FPNeg(Elem[operand2, e*2+1, esize], FPCR);
            element3 = Elem[operand2, e*2, esize];
        when '1'
            element1 = Elem[operand2, e*2+1, esize];
            element3 = FPNeg(Elem[operand2, e*2, esize], FPCR);
    Elem[result, e*2, esize] = FPAdd(Elem[operand1, e*2, esize], element1, FPCR);
    Elem[result, e*2+1, esize] = FPAdd(Elem[operand1, e*2+1, esize], element3, FPCR);
V[d, datasize] = result;

```

Internal version only: aarchmrs v2025-03_rel, pseudocode v2025-03_rel ; Build timestamp: 2025-03-21T17:41

Copyright © 2010-2025 Arm Limited or its affiliates. All rights reserved. This document is Non-Confidential.

FCCMP

Floating-point conditional quiet compare (scalar)

This instruction compares the two SIMD&FP source register values and writes the result to the *PSTATE*.{N, Z, C, V} flags. If the condition does not pass, then the *PSTATE*.{N, Z, C, V} flags are set to the flag bit specifier.

This instruction raises an Invalid Operation floating-point exception if either or both of the operands is a signaling NaN.

This instruction can generate a floating-point exception. Depending on the settings in FPCR, the exception results in either a flag being set in FPSR or a synchronous exception being generated. For more information, see *Floating-point exceptions and exception traps*.

Depending on the settings in the CPACR_EL1, CPTR_EL2, and CPTR_EL3 registers, and the current Security state and Exception level, an attempt to execute the instruction might be trapped.

31	30	29	28	27	26	25	24	23	22	21	20	19	18	17	16	15	14	13	12	11	10	9	8	7	6	5	4	3	2	1	0
0	0	0	1	1	1	1	0	ftype		1	Rm				cond				0	1	Rn				0	nzcw					
M		S																				op									

Encoding for the Half-precision variant (FEAT_FP16)

Applies when (ftype == 11)

FCCMP <Hn>, <Hm>, #<nzcw>, <cond>

Encoding for the Single-precision variant (FEAT_FP)

Applies when (ftype == 00)

FCCMP <Sn>, <Sm>, #<nzcw>, <cond>

Encoding for the Double-precision variant (FEAT_FP)

Applies when (ftype == 01)

FCCMP <Dn>, <Dm>, #<nzcw>, <cond>

Decode for all variants of this encoding

```
if !IsFeatureImplemented(FEAT_FP) then EndOfDecode(Decode_UNDEF);
if ftype == '10' then EndOfDecode(Decode_UNDEF);
if ftype == '11' && !IsFeatureImplemented(FEAT_FP16) then EndOfDecode(Decode_UNDEF);

constant integer n = UInt(Rn);
constant integer m = UInt(Rm);
constant integer datasize = 8 << UInt(ftype EOR '10');
constant bits(4) condition = cond;
bits(4) flags = nzcw;
```

Assembler Symbols

- <Hn> Is the 16-bit name of the first SIMD&FP source register, encoded in the "Rn" field.
- <Hm> Is the 16-bit name of the second SIMD&FP source register, encoded in the "Rm" field.
- <nzcw> Is the flag bit specifier, an immediate in the range 0 to 15, giving the alternative state for the 4-bit NZCW condition flags, encoded in the "nzcw" field.
- <cond> Is one of the standard conditions, encoded in the standard way, and encoded in "cond":

cond	<cond>
0000	EQ
0001	NE
0010	CS
0011	CC
0100	MI
0101	PL
0110	VS
0111	VC
1000	HI
1001	LS
1010	GE
1011	LT
1100	GT
1101	LE
1110	AL
1111	NV

- <Sn> Is the 32-bit name of the first SIMD&FP source register, encoded in the "Rn" field.
- <Sm> Is the 32-bit name of the second SIMD&FP source register, encoded in the "Rm" field.
- <Dn> Is the 64-bit name of the first SIMD&FP source register, encoded in the "Rn" field.
- <Dm> Is the 64-bit name of the second SIMD&FP source register, encoded in the "Rm" field.

Operation

```

CheckFPEnabled64() ;

constant bits(datasize) operand1 = V[n, datasize];
constant bits(datasize) operand2 = V[m, datasize];

if ConditionHolds(condition) then
    constant boolean signal_all_nans = FALSE;
    flags = FPCompare(operand1, operand2, signal_all_nans, FPCR);

PSTATE.<N,Z,C,V> = flags;

```

Operational information

The IEEE 754 standard specifies that the result of a comparison is precisely one of <, ==, > or unordered. If either or both of the operands is a NaN, they are unordered, and all three of (Operand1 < Operand2), (Operand1 == Operand2) and (Operand1 > Operand2) are false. An unordered comparison sets the PSTATE condition flags to N=0, Z=0, C=1, and V=1.

If FEAT_SME is implemented and the PE is in Streaming SVE mode, then any subsequent instruction which is dependent on the NZCV condition flags written by this instruction might be significantly delayed.

Internal version only: aarchmrs v2025-03_rel, pseudocode v2025-03_rel ; Build timestamp: 2025-03-21T17:41

Copyright © 2010-2025 Arm Limited or its affiliates. All rights reserved. This document is Non-Confidential.

FCCMPE

Floating-point conditional signaling compare (scalar)

This instruction compares the two SIMD&FP source register values and writes the result to the *PSTATE*.{N, Z, C, V} flags. If the condition does not pass, then the *PSTATE*.{N, Z, C, V} flags are set to the flag bit specifier.

This instruction raises an Invalid Operation floating-point exception if either or both of the operands is any type of NaN.

This instruction can generate a floating-point exception. Depending on the settings in FPCR, the exception results in either a flag being set in FPSR or a synchronous exception being generated. For more information, see *Floating-point exceptions and exception traps*.

Depending on the settings in the CPACR_EL1, CPTR_EL2, and CPTR_EL3 registers, and the current Security state and Exception level, an attempt to execute the instruction might be trapped.

31	30	29	28	27	26	25	24	23	22	21	20	19	18	17	16	15	14	13	12	11	10	9	8	7	6	5	4	3	2	1	0
0	0	0	1	1	1	1	0	ftype		1	Rm				cond				0	1	Rn				1	nzcw					
M		S																												op	

Encoding for the Half-precision variant
(FEAT_FP16)

Applies when (ftype == 11)

FCCMPE <Hn>, <Hm>, #<nzcw>, <cond>

Encoding for the Single-precision variant
(FEAT_FP)

Applies when (ftype == 00)

FCCMPE <Sn>, <Sm>, #<nzcw>, <cond>

Encoding for the Double-precision variant
(FEAT_FP)

Applies when (ftype == 01)

FCCMPE <Dn>, <Dm>, #<nzcw>, <cond>

Decode for all variants of this encoding

```
if !IsFeatureImplemented(FEAT_FP) then EndOfDecode(Decode_UNDEF);
if ftype == '10' then EndOfDecode(Decode_UNDEF);
if ftype == '11' && !IsFeatureImplemented(FEAT_FP16) then EndOfDecode(Decode_UNDEF);

constant integer n = UInt(Rn);
constant integer m = UInt(Rm);
constant integer datasize = 8 << UInt(ftype EOR '10');
constant bits(4) condition = cond;
bits(4) flags = nzcw;
```

Assembler Symbols

- <Hn> Is the 16-bit name of the first SIMD&FP source register, encoded in the "Rn" field.
- <Hm> Is the 16-bit name of the second SIMD&FP source register, encoded in the "Rm" field.
- <nzcw> Is the flag bit specifier, an immediate in the range 0 to 15, giving the alternative state for the 4-bit NZCW condition flags, encoded in the "nzcw" field.
- <cond> Is one of the standard conditions, encoded in the standard way, and encoded in "cond":

cond	<cond>
0000	EQ
0001	NE
0010	CS
0011	CC
0100	MI
0101	PL
0110	VS
0111	VC
1000	HI
1001	LS
1010	GE
1011	LT
1100	GT
1101	LE
1110	AL
1111	NV

- <Sn> Is the 32-bit name of the first SIMD&FP source register, encoded in the "Rn" field.
- <Sm> Is the 32-bit name of the second SIMD&FP source register, encoded in the "Rm" field.
- <Dn> Is the 64-bit name of the first SIMD&FP source register, encoded in the "Rn" field.
- <Dm> Is the 64-bit name of the second SIMD&FP source register, encoded in the "Rm" field.

Operation

```

CheckFPEnabled64() ;

constant bits(datasize) operand1 = V[n, datasize];
constant bits(datasize) operand2 = V[m, datasize];

if ConditionHolds(condition) then
    constant boolean signal_all_nans = TRUE;
    flags = FPCompare(operand1, operand2, signal_all_nans, FPCR);

PSTATE.<N,Z,C,V> = flags;

```

Operational information

The IEEE 754 standard specifies that the result of a comparison is precisely one of <, ==, > or unordered. If either or both of the operands is a NaN, they are unordered, and all three of (Operand1 < Operand2), (Operand1 == Operand2) and (Operand1 > Operand2) are false. An unordered comparison sets the PSTATE condition flags to N=0, Z=0, C=1, and V=1.

If FEAT_SME is implemented and the PE is in Streaming SVE mode, then any subsequent instruction which is dependent on the NZCV condition flags written by this instruction might be significantly delayed.

Internal version only: aarchmrs v2025-03_rel, pseudocode v2025-03_rel ; Build timestamp: 2025-03-21T17:41

Copyright © 2010-2025 Arm Limited or its affiliates. All rights reserved. This document is Non-Confidential.

FCMEQ (register)

Floating-point compare equal (vector)

This instruction compares each floating-point value from the first source SIMD&FP register, with the corresponding floating-point value from the second source SIMD&FP register, and if the comparison is equal sets every bit of the corresponding vector element in the destination SIMD&FP register to one, otherwise sets every bit of the corresponding vector element in the destination SIMD&FP register to zero.

This instruction can generate a floating-point exception. Depending on the settings in FPCR, the exception results in either a flag being set in FPSR or a synchronous exception being generated. For more information, see *Floating-point exceptions and exception traps*.

Depending on the settings in the CPACR_EL1, CPTR_EL2, and CPTR_EL3 registers, and the current Security state and Exception level, an attempt to execute the instruction might be trapped.

It has encodings from 4 classes: [Scalar half-precision](#) , [Scalar single-precision and double-precision](#) , [Vector half-precision](#) and [Vector single-precision and double-precision](#)

Scalar half-precision (FEAT_AdvSIMD && FEAT_FP16)

31	30	29	28	27	26	25	24	23	22	21	20	19	18	17	16	15	14	13	12	11	10	9	8	7	6	5	4	3	2	1	0
0	1	0	1	1	1	1	0	0	1	0	Rm				0	0	1	0	0	1	Rn				Rd						
U				E				ac																							

Encoding

FCMEQ <Hd>, <Hn>, <Hm>

Decode for this encoding

```
if !IsFeatureImplemented(FEAT_AdvSIMD) || !IsFeatureImplemented(FEAT_FP16) then
    EndOfDecode(Decode_UNDEF);
constant integer d = UInt(Rd);
constant integer n = UInt(Rn);
constant integer m = UInt(Rm);

constant integer esize = 16;
constant integer datasize = esize;
constant integer elements = 1;
```

Scalar single-precision and double-precision (FEAT_AdvSIMD)

31	30	29	28	27	26	25	24	23	22	21	20	19	18	17	16	15	14	13	12	11	10	9	8	7	6	5	4	3	2	1	0
0	1	0	1	1	1	1	0	0	sz	1	Rm				1	1	1	0	0	1	Rn				Rd						
U				E				ac																							

Encoding

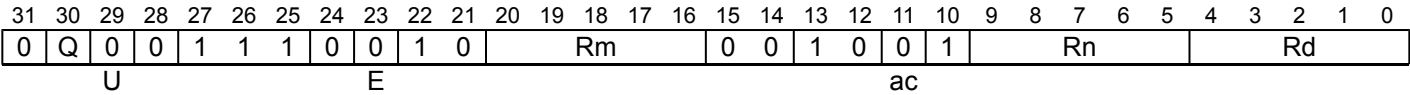
FCMEQ <V><d>, <V><n>, <V><m>

Decode for this encoding

```
if !IsFeatureImplemented(FEAT_AdvSIMD) then
    EndOfDecode(Decode_UNDEF);
constant integer d = UInt(Rd);
constant integer n = UInt(Rn);
constant integer m = UInt(Rm);

constant integer esize = 32 << UInt(sz);
constant integer datasize = esize;
constant integer elements = 1;
```

Vector half-precision
(FEAT_AdvSIMD && FEAT_FP16)



Encoding

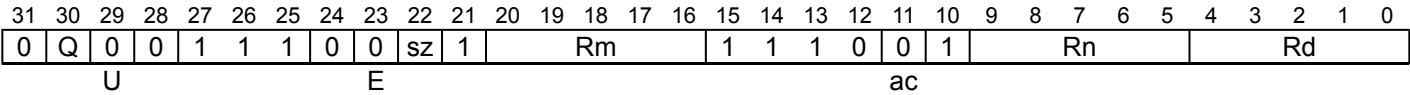
FCMEQ <Vd>.<T>, <Vn>.<T>, <Vm>.<T>

Decode for this encoding

```
if !IsFeatureImplemented(FEAT_AdvSIMD) || !IsFeatureImplemented(FEAT_FP16) then
    EndOfDecode(Decode_UNDEF);
constant integer d = UInt(Rd);
constant integer n = UInt(Rn);
constant integer m = UInt(Rm);

constant integer esize = 16;
constant integer datasize = 64 << UInt(Q);
constant integer elements = datasize DIV esize;
```

Vector single-precision and double-precision
(FEAT_AdvSIMD)



Encoding

FCMEQ <Vd>.<T>, <Vn>.<T>, <Vm>.<T>

Decode for this encoding

```
if !IsFeatureImplemented(FEAT_AdvSIMD) then EndOfDecode(Decode_UNDEF);
if sz:Q == '10' then EndOfDecode(Decode_UNDEF);
constant integer d = UInt(Rd);
constant integer n = UInt(Rn);
constant integer m = UInt(Rm);

constant integer esize = 32 << UInt(sz);
constant integer datasize = 64 << UInt(Q);
constant integer elements = datasize DIV esize;
```

Assembler Symbols

- <Hd> Is the 16-bit name of the SIMD&FP destination register, encoded in the "Rd" field.
- <Hn> Is the 16-bit name of the first SIMD&FP source register, encoded in the "Rn" field.
- <Hm> Is the 16-bit name of the second SIMD&FP source register, encoded in the "Rm" field.

<V> Is a width specifier, encoded in “sz”:

sz	<V>
0	S
1	D

- <d> Is the number of the SIMD&FP destination register, encoded in the "Rd" field.
- <n> Is the number of the first SIMD&FP source register, encoded in the "Rn" field.

<m> Is the number of the second SIMD&FP source register, encoded in the "Rm" field.

<Vd> Is the name of the SIMD&FP destination register, encoded in the "Rd" field.

<T> For the "Vector half-precision" variant: is an arrangement specifier, encoded in "Q":

Q	<T>
0	4H
1	8H

For the "Vector single-precision and double-precision" variant: is an arrangement specifier, encoded in "sz:Q":

sz	Q	<T>
0	0	2S
0	1	4S
1	0	RESERVED
1	1	2D

<Vn> Is the name of the first SIMD&FP source register, encoded in the "Rn" field.

<Vm> Is the name of the second SIMD&FP source register, encoded in the "Rm" field.

Operation

```
CheckFPAdvSIMDEnabled64();
constant bits(datasize) operand1 = V[n, datasize];
constant bits(datasize) operand2 = V[m, datasize];

bits(esize) element1;
bits(esize) element2;
boolean test_passed;
constant boolean merge = elements == 1 && IsMerging(FPCR);
bits(128) result = if merge then V[m, 128] else Zeros(128);

for e = 0 to elements-1
    element1 = Elem[operand1, e, esize];
    element2 = Elem[operand2, e, esize];
    test_passed = FPCompareEQ(element1, element2, FPCR);
    Elem[result, e, esize] = if test_passed then Ones(esize) else Zeros(esize);

V[d, 128] = result;
```

FCMEQ (zero)

Floating-point compare equal to zero (vector)

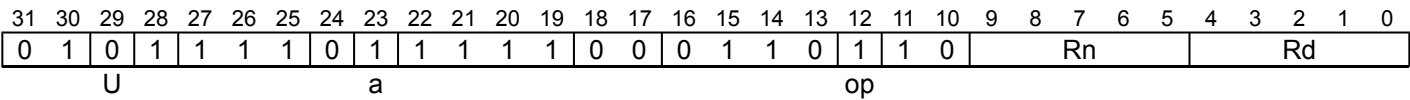
This instruction reads each floating-point value in the source SIMD&FP register and if the value is equal to zero sets every bit of the corresponding vector element in the destination SIMD&FP register to one, otherwise sets every bit of the corresponding vector element in the destination SIMD&FP register to zero.

This instruction can generate a floating-point exception. Depending on the settings in FPCR, the exception results in either a flag being set in FPSR or a synchronous exception being generated. For more information, see [Floating-point exceptions and exception traps](#).

Depending on the settings in the CPACR_EL1, CPTR_EL2, and CPTR_EL3 registers, and the current Security state and Exception level, an attempt to execute the instruction might be trapped.

It has encodings from 4 classes: [Scalar half-precision](#) , [Scalar single-precision and double-precision](#) , [Vector half-precision](#) and [Vector single-precision and double-precision](#)

Scalar half-precision (FEAT_AdvSIMD && FEAT_FP16)



Encoding

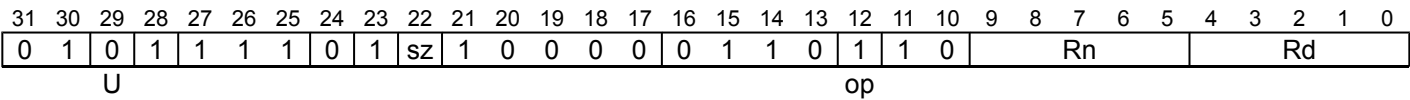
FCMEQ <Hd>, <Hn>, #0.0

Decode for this encoding

```
if !IsFeatureImplemented(FEAT_AdvSIMD) || !IsFeatureImplemented(FEAT_FP16) then
    EndOfDecode(Decode_UNDEF);
constant integer d = UInt(Rd);
constant integer n = UInt(Rn);

constant integer esize = 16;
constant integer datasize = esize;
constant integer elements = 1;
```

Scalar single-precision and double-precision (FEAT_AdvSIMD)



Encoding

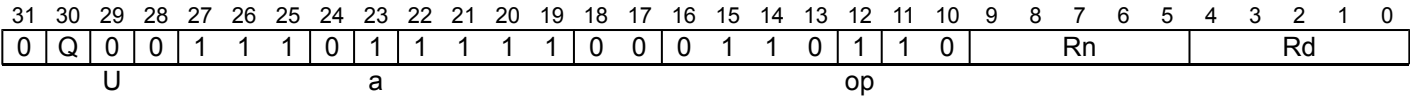
FCMEQ <V><d>, <V><n>, #0.0

Decode for this encoding

```
if !IsFeatureImplemented(FEAT_AdvSIMD) then EndOfDecode(Decode_UNDEF);
constant integer d = UInt(Rd);
constant integer n = UInt(Rn);

constant integer esize = 32 << UInt(sz);
constant integer datasize = esize;
constant integer elements = 1;
```

Vector half-precision
(FEAT_AdvSIMD && FEAT_FP16)



Encoding

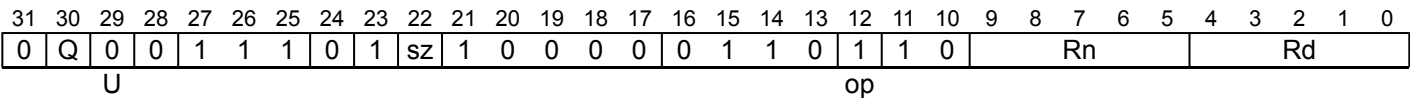
FCMEQ <Vd>.<T>, <Vn>.<T>, #0.0

Decode for this encoding

```
if !IsFeatureImplemented(FEAT_AdvSIMD) || !IsFeatureImplemented(FEAT_FP16) then
    EndOfDecode(Decode_UNDEF);

constant integer d = UInt(Rd);
constant integer n = UInt(Rn);
constant integer esize = 16;
constant integer datasize = 64 << UInt(Q);
constant integer elements = datasize DIV esize;
```

Vector single-precision and double-precision
(FEAT_AdvSIMD)



Encoding

FCMEQ <Vd>.<T>, <Vn>.<T>, #0.0

Decode for this encoding

```
if !IsFeatureImplemented(FEAT_AdvSIMD) then EndOfDecode(Decode_UNDEF);
if sz:Q == '10' then EndOfDecode(Decode_UNDEF);
constant integer d = UInt(Rd);
constant integer n = UInt(Rn);

constant integer esize = 32 << UInt(sz);
constant integer datasize = 64 << UInt(Q);
constant integer elements = datasize DIV esize;
```

Assembler Symbols

- <Hd> Is the 16-bit name of the SIMD&FP destination register, encoded in the "Rd" field.
- <Hn> Is the 16-bit name of the SIMD&FP source register, encoded in the "Rn" field.
- <V> Is a width specifier, encoded in “sz”:

sz	<V>
0	S
1	D
- <d> Is the number of the SIMD&FP destination register, encoded in the "Rd" field.
- <n> Is the number of the SIMD&FP source register, encoded in the "Rn" field.
- <Vd> Is the name of the SIMD&FP destination register, encoded in the "Rd" field.
- <T> For the "Vector half-precision" variant: is an arrangement specifier, encoded in “Q”:

Q	<T>
0	4H
1	8H

For the "Vector single-precision and double-precision" variant: is an arrangement specifier, encoded in "sz:Q":

sz	Q	<T>
0	0	2S
0	1	4S
1	0	RESERVED
1	1	2D

<Vn> Is the name of the SIMD&FP source register, encoded in the "Rn" field.

Operation

```

CheckFPAdvSIMDEnabled64();
constant bits(datasize) operand = V[n, datasize];
bits(datasize) result;
constant bits(esize) zero = FPZero('0', esize);
bits(esize) element;
boolean test_passed;

for e = 0 to elements-1
    element = Elem[operand, e, esize];
    test_passed = FPCompareEQ(element, zero, FPCR);
    Elem[result, e, esize] = if test_passed then Ones(esize) else Zeros(esize);

V[d, datasize] = result;

```

Internal version only: aarchmrs v2025-03_rel, pseudocode v2025-03_rel ; Build timestamp: 2025-03-21T17:41

Copyright © 2010-2025 Arm Limited or its affiliates. All rights reserved. This document is Non-Confidential.

FCMGE (register)

Floating-point compare greater than or equal (vector)

This instruction reads each floating-point value in the first source SIMD&FP register and if the value is greater than or equal to the corresponding floating-point value in the second source SIMD&FP register sets every bit of the corresponding vector element in the destination SIMD&FP register to one, otherwise sets every bit of the corresponding vector element in the destination SIMD&FP register to zero.

This instruction can generate a floating-point exception. Depending on the settings in FPCR, the exception results in either a flag being set in FPSR or a synchronous exception being generated. For more information, see [Floating-point exceptions and exception traps](#).

Depending on the settings in the CPACR_EL1, CPTR_EL2, and CPTR_EL3 registers, and the current Security state and Exception level, an attempt to execute the instruction might be trapped.

It has encodings from 4 classes: [Scalar half-precision](#) , [Scalar single-precision and double-precision](#) , [Vector half-precision](#) and [Vector single-precision and double-precision](#)

Scalar half-precision (FEAT_AdvSIMD && FEAT_FP16)

31	30	29	28	27	26	25	24	23	22	21	20	19	18	17	16	15	14	13	12	11	10	9	8	7	6	5	4	3	2	1	0
0	1	1	1	1	1	1	0	0	1	0	Rm				0	0	1	0	0	1	Rn				Rd						
U				E				ac																							

Encoding

FCMGE <Hd>, <Hn>, <Hm>

Decode for this encoding

```
if !IsFeatureImplemented(FEAT_AdvSIMD) || !IsFeatureImplemented(FEAT_FP16) then
    EndOfDecode(Decode_UNDEF);
constant integer d = UInt(Rd);
constant integer n = UInt(Rn);
constant integer m = UInt(Rm);

constant integer esize = 16;
constant integer datasize = esize;
constant integer elements = 1;
```

Scalar single-precision and double-precision (FEAT_AdvSIMD)

31	30	29	28	27	26	25	24	23	22	21	20	19	18	17	16	15	14	13	12	11	10	9	8	7	6	5	4	3	2	1	0
0	1	1	1	1	1	1	0	0	sz	1	Rm				1	1	1	0	0	1	Rn				Rd						
U				E				ac																							

Encoding

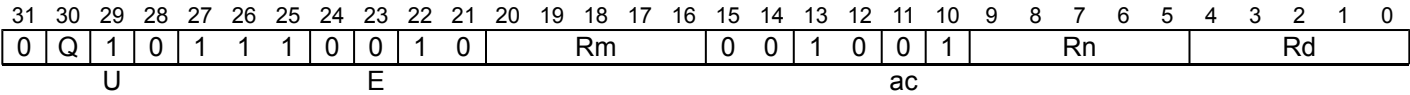
FCMGE <V><d>, <V><n>, <V><m>

Decode for this encoding

```
if !IsFeatureImplemented(FEAT_AdvSIMD) then EndOfDecode(Decode_UNDEF);
constant integer d = UInt(Rd);
constant integer n = UInt(Rn);
constant integer m = UInt(Rm);

constant integer esize = 32 << UInt(sz);
constant integer datasize = esize;
constant integer elements = 1;
```

Vector half-precision
(FEAT_AdvSIMD && FEAT_FP16)



Encoding

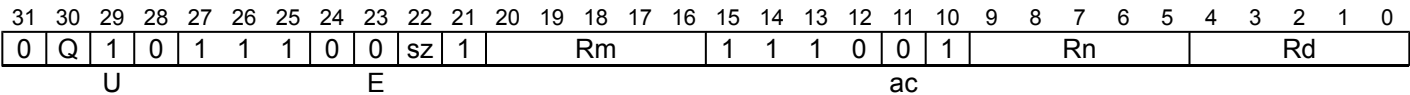
FCMGE <Vd>.<T>, <Vn>.<T>, <Vm>.<T>

Decode for this encoding

```
if !IsFeatureImplemented(FEAT_AdvSIMD) || !IsFeatureImplemented(FEAT_FP16) then
    EndOfDecode(Decode_UNDEF);
constant integer d = UInt(Rd);
constant integer n = UInt(Rn);
constant integer m = UInt(Rm);

constant integer esize = 16;
constant integer datasize = 64 << UInt(Q);
constant integer elements = datasize DIV esize;
```

Vector single-precision and double-precision
(FEAT_AdvSIMD)



Encoding

FCMGE <Vd>.<T>, <Vn>.<T>, <Vm>.<T>

Decode for this encoding

```
if !IsFeatureImplemented(FEAT_AdvSIMD) then EndOfDecode(Decode_UNDEF);
if sz:Q == '10' then EndOfDecode(Decode_UNDEF);
constant integer d = UInt(Rd);
constant integer n = UInt(Rn);
constant integer m = UInt(Rm);

constant integer esize = 32 << UInt(sz);
constant integer datasize = 64 << UInt(Q);
constant integer elements = datasize DIV esize;
```

Assembler Symbols

- <Hd> Is the 16-bit name of the SIMD&FP destination register, encoded in the "Rd" field.
- <Hn> Is the 16-bit name of the first SIMD&FP source register, encoded in the "Rn" field.
- <Hm> Is the 16-bit name of the second SIMD&FP source register, encoded in the "Rm" field.
- <V> Is a width specifier, encoded in “sz”:

sz	<V>
0	S
1	D
- <d> Is the number of the SIMD&FP destination register, encoded in the "Rd" field.
- <n> Is the number of the first SIMD&FP source register, encoded in the "Rn" field.

- <m> Is the number of the second SIMD&FP source register, encoded in the "Rm" field.
- <Vd> Is the name of the SIMD&FP destination register, encoded in the "Rd" field.
- <T> For the "Vector half-precision" variant: is an arrangement specifier, encoded in "Q":

Q	<T>
0	4H
1	8H

For the "Vector single-precision and double-precision" variant: is an arrangement specifier, encoded in "sz:Q":

sz	Q	<T>
0	0	2S
0	1	4S
1	0	RESERVED
1	1	2D

- <Vn> Is the name of the first SIMD&FP source register, encoded in the "Rn" field.
- <Vm> Is the name of the second SIMD&FP source register, encoded in the "Rm" field.

Operation

```

CheckFPAdvSIMDEnabled64();
constant bits(datasize) operand1 = V[n, datasize];
constant bits(datasize) operand2 = V[m, datasize];

bits(esize) element1;
bits(esize) element2;
boolean test_passed;
constant boolean merge = elements == 1 && IsMerging(FPCR);
bits(128) result = if merge then V[m, 128] else Zeros(128);

for e = 0 to elements-1
    element1 = Elem[operand1, e, esize];
    element2 = Elem[operand2, e, esize];
    test_passed = FPCompareGE(element1, element2, FPCR);
    Elem[result, e, esize] = if test_passed then Ones(esize) else Zeros(esize);

V[d, 128] = result;

```

FCMGE (zero)

Floating-point compare greater than or equal to zero (vector)

This instruction reads each floating-point value in the source SIMD&FP register and if the value is greater than or equal to zero sets every bit of the corresponding vector element in the destination SIMD&FP register to one, otherwise sets every bit of the corresponding vector element in the destination SIMD&FP register to zero.

This instruction can generate a floating-point exception. Depending on the settings in FPCR, the exception results in either a flag being set in FPSR or a synchronous exception being generated. For more information, see [Floating-point exceptions and exception traps](#).

Depending on the settings in the CPACR_EL1, CPTR_EL2, and CPTR_EL3 registers, and the current Security state and Exception level, an attempt to execute the instruction might be trapped.

It has encodings from 4 classes: [Scalar half-precision](#) , [Scalar single-precision and double-precision](#) , [Vector half-precision](#) and [Vector single-precision and double-precision](#)

Scalar half-precision (FEAT_AdvSIMD && FEAT_FP16)

31	30	29	28	27	26	25	24	23	22	21	20	19	18	17	16	15	14	13	12	11	10	9	8	7	6	5	4	3	2	1	0
0	1	1	1	1	1	1	0	1	1	1	1	1	0	0	0	1	1	0	0	1	0	Rn				Rd					
U				a				op																							

Encoding

FCMGE <Hd>, <Hn>, #0.0

Decode for this encoding

```
if !IsFeatureImplemented(FEAT_AdvSIMD) || !IsFeatureImplemented(FEAT_FP16) then
    EndOfDecode(Decode_UNDEF);
constant integer d = UInt(Rd);
constant integer n = UInt(Rn);

constant integer esize = 16;
constant integer datasize = esize;
constant integer elements = 1;
```

Scalar single-precision and double-precision (FEAT_AdvSIMD)

31	30	29	28	27	26	25	24	23	22	21	20	19	18	17	16	15	14	13	12	11	10	9	8	7	6	5	4	3	2	1	0
0	1	1	1	1	1	1	0	1	sz	1	0	0	0	0	0	1	1	0	0	1	0	Rn				Rd					
U										op																					

Encoding

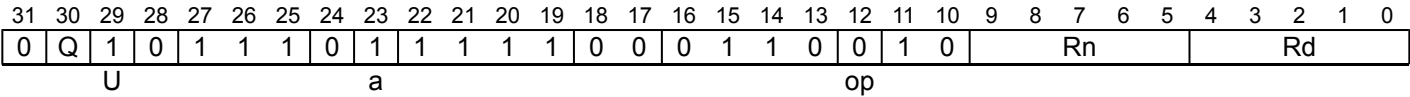
FCMGE <V><d>, <V><n>, #0.0

Decode for this encoding

```
if !IsFeatureImplemented(FEAT_AdvSIMD) then EndOfDecode(Decode_UNDEF);
constant integer d = UInt(Rd);
constant integer n = UInt(Rn);

constant integer esize = 32 << UInt(sz);
constant integer datasize = esize;
constant integer elements = 1;
```

Vector half-precision
(FEAT_AdvSIMD && FEAT_FP16)



Encoding

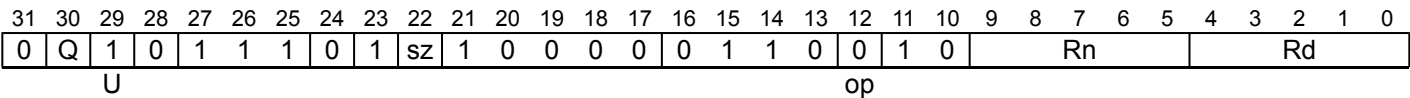
```
FCMGE <Vd>.<T>, <Vn>.<T>, #0.0
```

Decode for this encoding

```
if !IsFeatureImplemented(FEAT_AdvSIMD) || !IsFeatureImplemented(FEAT_FP16) then
    EndOfDecode(Decode_UNDEF);

constant integer d = UInt(Rd);
constant integer n = UInt(Rn);
constant integer esize = 16;
constant integer datasize = 64 << UInt(Q);
constant integer elements = datasize DIV esize;
```

Vector single-precision and double-precision
(FEAT_AdvSIMD)



Encoding

```
FCMGE <Vd>.<T>, <Vn>.<T>, #0.0
```

Decode for this encoding

```
if !IsFeatureImplemented(FEAT_AdvSIMD) then EndOfDecode(Decode_UNDEF);
if sz:Q == '10' then EndOfDecode(Decode_UNDEF);
constant integer d = UInt(Rd);
constant integer n = UInt(Rn);

constant integer esize = 32 << UInt(sz);
constant integer datasize = 64 << UInt(Q);
constant integer elements = datasize DIV esize;
```

Assembler Symbols

- <Hd> Is the 16-bit name of the SIMD&FP destination register, encoded in the "Rd" field.
- <Hn> Is the 16-bit name of the SIMD&FP source register, encoded in the "Rn" field.
- <V> Is a width specifier, encoded in “sz”:

sz	<V>
0	S
1	D
- <d> Is the number of the SIMD&FP destination register, encoded in the "Rd" field.
- <n> Is the number of the SIMD&FP source register, encoded in the "Rn" field.
- <Vd> Is the name of the SIMD&FP destination register, encoded in the "Rd" field.
- <T> For the "Vector half-precision" variant: is an arrangement specifier, encoded in “Q”:

Q	<T>
0	4H
1	8H

For the "Vector single-precision and double-precision" variant: is an arrangement specifier, encoded in "sz:Q":

sz	Q	<T>
0	0	2S
0	1	4S
1	0	RESERVED
1	1	2D

<Vn> Is the name of the SIMD&FP source register, encoded in the "Rn" field.

Operation

```

CheckFPAdvSIMDEnabled64();
constant bits(datasize) operand = V[n, datasize];
bits(datasize) result;
constant bits(esize) zero = FPZero('0', esize);
bits(esize) element;
boolean test_passed;

for e = 0 to elements-1
    element = Elem[operand, e, esize];
    test_passed = FPCompareGE(element, zero, FPCR);
    Elem[result, e, esize] = if test_passed then Ones(esize) else Zeros(esize);

V[d, datasize] = result;

```

Internal version only: aarchmrs v2025-03_rel, pseudocode v2025-03_rel ; Build timestamp: 2025-03-21T17:41

Copyright © 2010-2025 Arm Limited or its affiliates. All rights reserved. This document is Non-Confidential.

FCMGT (register)

Floating-point compare greater than (vector)

This instruction reads each floating-point value in the first source SIMD&FP register and if the value is greater than the corresponding floating-point value in the second source SIMD&FP register sets every bit of the corresponding vector element in the destination SIMD&FP register to one, otherwise sets every bit of the corresponding vector element in the destination SIMD&FP register to zero.

This instruction can generate a floating-point exception. Depending on the settings in FPCR, the exception results in either a flag being set in FPSR or a synchronous exception being generated. For more information, see [Floating-point exceptions and exception traps](#).

Depending on the settings in the CPACR_EL1, CPTR_EL2, and CPTR_EL3 registers, and the current Security state and Exception level, an attempt to execute the instruction might be trapped.

It has encodings from 4 classes: [Scalar half-precision](#) , [Scalar single-precision and double-precision](#) , [Vector half-precision](#) and [Vector single-precision and double-precision](#)

Scalar half-precision

(FEAT_AdvSIMD && FEAT_FP16)

31	30	29	28	27	26	25	24	23	22	21	20	19	18	17	16	15	14	13	12	11	10	9	8	7	6	5	4	3	2	1	0
0	1	1	1	1	1	1	0	1	1	0	Rm				0	0	1	0	0	1	Rn				Rd						
U								E				ac																			

Encoding

FCMGT <Hd>, <Hn>, <Hm>

Decode for this encoding

```
if !IsFeatureImplemented(FEAT_AdvSIMD) || !IsFeatureImplemented(FEAT_FP16) then
    EndOfDecode(Decode_UNDEF);
constant integer d = UInt(Rd);
constant integer n = UInt(Rn);
constant integer m = UInt(Rm);

constant integer esize = 16;
constant integer datasize = esize;
constant integer elements = 1;
```

Scalar single-precision and double-precision

(FEAT_AdvSIMD)

31	30	29	28	27	26	25	24	23	22	21	20	19	18	17	16	15	14	13	12	11	10	9	8	7	6	5	4	3	2	1	0
0	1	1	1	1	1	1	0	1	sz	1	Rm				1	1	1	0	0	1	Rn				Rd						
U								E				ac																			

Encoding

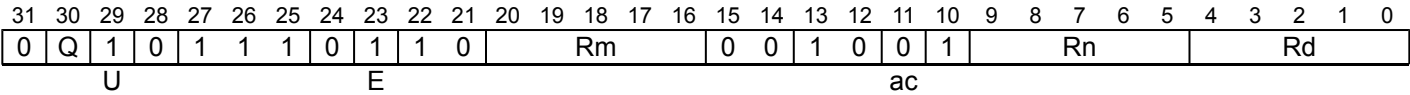
FCMGT <V><d>, <V><n>, <V><m>

Decode for this encoding

```
if !IsFeatureImplemented(FEAT_AdvSIMD) then EndOfDecode(Decode_UNDEF);
constant integer d = UInt(Rd);
constant integer n = UInt(Rn);
constant integer m = UInt(Rm);

constant integer esize = 32 << UInt(sz);
constant integer datasize = esize;
constant integer elements = 1;
```


Vector half-precision
(FEAT_AdvSIMD && FEAT_FP16)



Encoding

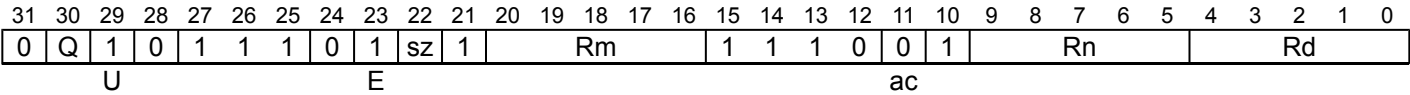
FCMGT <Vd>.<T>, <Vn>.<T>, <Vm>.<T>

Decode for this encoding

```
if !IsFeatureImplemented(FEAT_AdvSIMD) || !IsFeatureImplemented(FEAT_FP16) then
    EndOfDecode(Decode_UNDEF);
constant integer d = UInt(Rd);
constant integer n = UInt(Rn);
constant integer m = UInt(Rm);

constant integer esize = 16;
constant integer datasize = 64 << UInt(Q);
constant integer elements = datasize DIV esize;
```

Vector single-precision and double-precision
(FEAT_AdvSIMD)



Encoding

FCMGT <Vd>.<T>, <Vn>.<T>, <Vm>.<T>

Decode for this encoding

```
if !IsFeatureImplemented(FEAT_AdvSIMD) then EndOfDecode(Decode_UNDEF);
if sz:Q == '10' then EndOfDecode(Decode_UNDEF);
constant integer d = UInt(Rd);
constant integer n = UInt(Rn);
constant integer m = UInt(Rm);

constant integer esize = 32 << UInt(sz);
constant integer datasize = 64 << UInt(Q);
constant integer elements = datasize DIV esize;
```

Assembler Symbols

- <Hd>

Is the 16-bit name of the SIMD&FP destination register, encoded in the "Rd" field.
- <Hn>

Is the 16-bit name of the first SIMD&FP source register, encoded in the "Rn" field.
- <Hm>

Is the 16-bit name of the second SIMD&FP source register, encoded in the "Rm" field.
- <V>

Is a width specifier, encoded in “sz”:

sz	<V>
0	S
1	D
- <d>

Is the number of the SIMD&FP destination register, encoded in the "Rd" field.
- <n>

Is the number of the first SIMD&FP source register, encoded in the "Rn" field.

- <m> Is the number of the second SIMD&FP source register, encoded in the "Rm" field.
- <Vd> Is the name of the SIMD&FP destination register, encoded in the "Rd" field.
- <T> For the "Vector half-precision" variant: is an arrangement specifier, encoded in "Q":

Q	<T>
0	4H
1	8H

For the "Vector single-precision and double-precision" variant: is an arrangement specifier, encoded in "sz:Q":

sz	Q	<T>
0	0	2S
0	1	4S
1	0	RESERVED
1	1	2D

- <Vn> Is the name of the first SIMD&FP source register, encoded in the "Rn" field.
- <Vm> Is the name of the second SIMD&FP source register, encoded in the "Rm" field.

Operation

```

CheckFPAdvSIMDEnabled64();
constant bits(datasize) operand1 = V[n, datasize];
constant bits(datasize) operand2 = V[m, datasize];

bits(esize) element1;
bits(esize) element2;
boolean test_passed;
constant boolean merge = elements == 1 && IsMerging(FPCR);
bits(128) result = if merge then V[m, 128] else Zeros(128);

for e = 0 to elements-1
    element1 = Elem[operand1, e, esize];
    element2 = Elem[operand2, e, esize];
    test_passed = FPCompareGT(element1, element2, FPCR);
    Elem[result, e, esize] = if test_passed then Ones(esize) else Zeros(esize);

V[d, 128] = result;

```

FCMGT (zero)

Floating-point compare greater than zero (vector)

This instruction reads each floating-point value in the source SIMD&FP register and if the value is greater than zero sets every bit of the corresponding vector element in the destination SIMD&FP register to one, otherwise sets every bit of the corresponding vector element in the destination SIMD&FP register to zero.

This instruction can generate a floating-point exception. Depending on the settings in FPCR, the exception results in either a flag being set in FPSR or a synchronous exception being generated. For more information, see [Floating-point exceptions and exception traps](#).

Depending on the settings in the CPACR_EL1, CPTR_EL2, and CPTR_EL3 registers, and the current Security state and Exception level, an attempt to execute the instruction might be trapped.

It has encodings from 4 classes: [Scalar half-precision](#) , [Scalar single-precision and double-precision](#) , [Vector half-precision](#) and [Vector single-precision and double-precision](#)

Scalar half-precision

(FEAT_AdvSIMD && FEAT_FP16)

31	30	29	28	27	26	25	24	23	22	21	20	19	18	17	16	15	14	13	12	11	10	9	8	7	6	5	4	3	2	1	0
0	1	0	1	1	1	1	0	1	1	1	1	1	0	0	0	1	1	0	0	1	0	Rn				Rd					
U				a				op																							

Encoding

FCMGT <Hd>, <Hn>, #0.0

Decode for this encoding

```
if !IsFeatureImplemented(FEAT_AdvSIMD) || !IsFeatureImplemented(FEAT_FP16) then
    EndOfDecode(Decode_UNDEF);
constant integer d = UInt(Rd);
constant integer n = UInt(Rn);

constant integer esize = 16;
constant integer datasize = esize;
constant integer elements = 1;
```

Scalar single-precision and double-precision

(FEAT_AdvSIMD)

31	30	29	28	27	26	25	24	23	22	21	20	19	18	17	16	15	14	13	12	11	10	9	8	7	6	5	4	3	2	1	0
0	1	0	1	1	1	1	0	1	sz	1	0	0	0	0	0	1	1	0	0	1	0	Rn				Rd					
U										op																					

Encoding

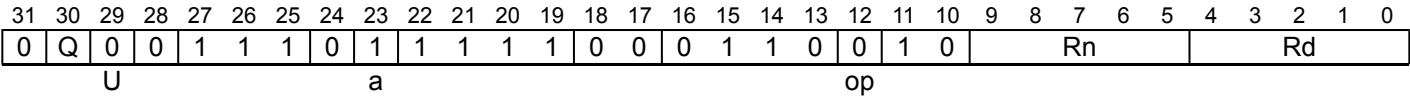
FCMGT <V><d>, <V><n>, #0.0

Decode for this encoding

```
if !IsFeatureImplemented(FEAT_AdvSIMD) then EndOfDecode(Decode_UNDEF);
constant integer d = UInt(Rd);
constant integer n = UInt(Rn);

constant integer esize = 32 << UInt(sz);
constant integer datasize = esize;
constant integer elements = 1;
```

Vector half-precision
(FEAT_AdvSIMD && FEAT_FP16)



Encoding

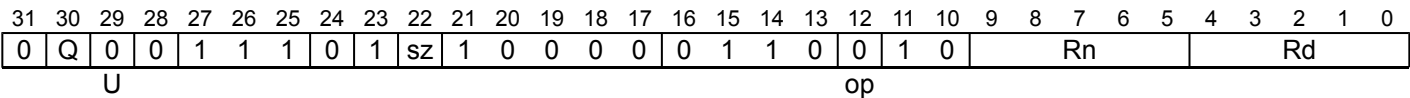
```
FCMGT <Vd>.<T>, <Vn>.<T>, #0.0
```

Decode for this encoding

```
if !IsFeatureImplemented(FEAT_AdvSIMD) || !IsFeatureImplemented(FEAT_FP16) then
    EndOfDecode(Decode_UNDEF);

constant integer d = UInt(Rd);
constant integer n = UInt(Rn);
constant integer esize = 16;
constant integer datasize = 64 << UInt(Q);
constant integer elements = datasize DIV esize;
```

Vector single-precision and double-precision
(FEAT_AdvSIMD)



Encoding

```
FCMGT <Vd>.<T>, <Vn>.<T>, #0.0
```

Decode for this encoding

```
if !IsFeatureImplemented(FEAT_AdvSIMD) then EndOfDecode(Decode_UNDEF);
if sz:Q == '10' then EndOfDecode(Decode_UNDEF);
constant integer d = UInt(Rd);
constant integer n = UInt(Rn);

constant integer esize = 32 << UInt(sz);
constant integer datasize = 64 << UInt(Q);
constant integer elements = datasize DIV esize;
```

Assembler Symbols

- <Hd>

Is the 16-bit name of the SIMD&FP destination register, encoded in the "Rd" field.
- <Hn>

Is the 16-bit name of the SIMD&FP source register, encoded in the "Rn" field.
- <V>

Is a width specifier, encoded in “sz”:

sz	<V>
0	S
1	D
- <d>

Is the number of the SIMD&FP destination register, encoded in the "Rd" field.
- <n>

Is the number of the SIMD&FP source register, encoded in the "Rn" field.
- <Vd>

Is the name of the SIMD&FP destination register, encoded in the "Rd" field.
- <T>

For the "Vector half-precision" variant: is an arrangement specifier, encoded in “Q”:

Q	<T>
0	4H
1	8H

For the "Vector single-precision and double-precision" variant: is an arrangement specifier, encoded in "sz:Q":

sz	Q	<T>
0	0	2S
0	1	4S
1	0	RESERVED
1	1	2D

<Vn> Is the name of the SIMD&FP source register, encoded in the "Rn" field.

Operation

```

CheckFPAdvSIMDEnabled64();
constant bits(datasize) operand = V[n, datasize];
bits(datasize) result;
constant bits(esize) zero = FPZero('0', esize);
bits(esize) element;
boolean test_passed;

for e = 0 to elements-1
    element = Elem[operand, e, esize];
    test_passed = FPCompareGT(element, zero, FPCR);
    Elem[result, e, esize] = if test_passed then Ones(esize) else Zeros(esize);

V[d, datasize] = result;

```

Internal version only: aarchmrs v2025-03_rel, pseudocode v2025-03_rel ; Build timestamp: 2025-03-21T17:41

Copyright © 2010-2025 Arm Limited or its affiliates. All rights reserved. This document is Non-Confidential.

FCMLA

Floating-point complex multiply accumulate

This instruction operates on complex numbers that are represented in SIMD&FP registers as pairs of elements, with the more significant element holding the imaginary part of the number and the less significant element holding the real part of the number. Each element holds a floating-point value. It performs the following computation on the corresponding complex number element pairs from the two source registers and the destination register:

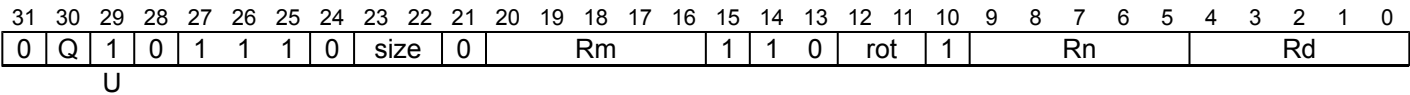
- Considering the complex number from the second source register on an Argand diagram, the number is rotated counterclockwise by 0, 90, 180, or 270 degrees.
- The two elements of the transformed complex number are multiplied by:
 - The real element of the complex number from the first source register, if the transformation was a rotation by 0 or 180 degrees.
 - The imaginary element of the complex number from the first source register, if the transformation was a rotation by 90 or 270 degrees.
- The complex number resulting from that multiplication is added to the complex number from the destination register.

The multiplication and addition operations are performed as a fused multiply-add, without any intermediate rounding.

This instruction can generate a floating-point exception. Depending on the settings in FPCR, the exception results in either a flag being set in FPSR or a synchronous exception being generated. For more information, see [Floating-point exceptions and exception traps](#).

Depending on the settings in the CPACR_EL1, CPTR_EL2, and CPTR_EL3 registers, and the current Security state and Exception level, an attempt to execute the instruction might be trapped.

Vector
(FEAT_FCMA)



Encoding

FCMLA <Vd>.<T>, <Vn>.<T>, <Vm>.<T>, #<rotate>

Decode for this encoding

```
if !IsFeatureImplemented(FEAT_FCMA) then EndOfDecode(Decode_UNDEF);
if size == '00' then EndOfDecode(Decode_UNDEF);
if !IsFeatureImplemented(FEAT_FP16) && size == '01' then EndOfDecode(Decode_UNDEF);
if Q == '0' && size == '11' then EndOfDecode(Decode_UNDEF);
constant integer esize = 8 << UInt(size);
constant integer d = UInt(Rd);
constant integer n = UInt(Rn);
constant integer m = UInt(Rm);

constant integer datasize = 64 << UInt(Q);
constant integer elements = datasize DIV esize;
```

Assembler Symbols

<Vd> Is the name of the SIMD&FP destination register, encoded in the "Rd" field.

<T> Is an arrangement specifier, encoded in "size:Q":

size	Q	<T>
00	x	RESERVED
01	0	4H
01	1	8H
10	0	2S
10	1	4S
11	0	RESERVED
11	1	2D

<Vn> Is the name of the first SIMD&FP source register, encoded in the "Rn" field.

<Vm> Is the name of the second SIMD&FP source register, encoded in the "Rm" field.

<rotate> Is the rotation, encoded in "rot":

rot	<rotate>
00	0
01	90
10	180
11	270

Operation

```
CheckFPAdvSIMDEnabled64();
constant bits(datasize) operand1 = V[n, datasize];
constant bits(datasize) operand2 = V[m, datasize];
constant bits(datasize) operand3 = V[d, datasize];
bits(datasize) result;
bits(esize) element1;
bits(esize) element2;
bits(esize) element3;
bits(esize) element4;

for e = 0 to (elements DIV 2)-1
    case rot of
        when '00'
            element1 = Elem[operand2, e*2, esize];
            element2 = Elem[operand1, e*2, esize];
            element3 = Elem[operand2, e*2+1, esize];
            element4 = Elem[operand1, e*2, esize];
        when '01'
            element1 = FPNeg(Elem[operand2, e*2+1, esize], FPCR);
            element2 = Elem[operand1, e*2+1, esize];
            element3 = Elem[operand2, e*2, esize];
            element4 = Elem[operand1, e*2+1, esize];
        when '10'
            element1 = FPNeg(Elem[operand2, e*2, esize], FPCR);
            element2 = Elem[operand1, e*2, esize];
            element3 = FPNeg(Elem[operand2, e*2+1, esize], FPCR);
            element4 = Elem[operand1, e*2, esize];
        when '11'
            element1 = Elem[operand2, e*2+1, esize];
            element2 = Elem[operand1, e*2+1, esize];
            element3 = FPNeg(Elem[operand2, e*2, esize], FPCR);
            element4 = Elem[operand1, e*2+1, esize];

    Elem[result, e*2, esize] = FPMulAdd(Elem[operand3, e*2, esize], element2, element1, FPCR);
    Elem[result, e*2+1, esize] = FPMulAdd(Elem[operand3, e*2+1, esize], element4, element3, FPCR);

V[d, datasize] = result;
```

Internal version only: aarchmrs v2025-03_rel, pseudocode v2025-03_rel ; Build timestamp: 2025-03-21T17:41

Copyright © 2010-2025 Arm Limited or its affiliates. All rights reserved. This document is Non-Confidential.

FCMLA (by element)

Floating-point complex multiply accumulate (by element)

This instruction operates on complex numbers that are represented in SIMD&FP registers as pairs of elements, with the more significant element holding the imaginary part of the number and the less significant element holding the real part of the number. Each element holds a floating-point value. It performs the following computation on complex numbers from the first source register and the destination register with the specified complex number from the second source register:

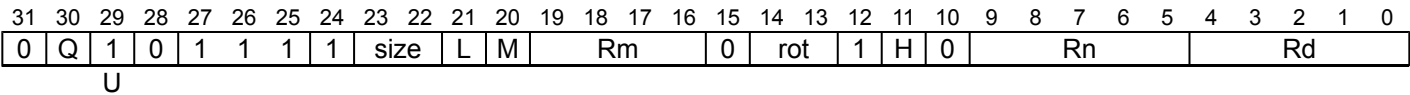
- Considering the complex number from the second source register on an Argand diagram, the number is rotated counterclockwise by 0, 90, 180, or 270 degrees.
- The two elements of the transformed complex number are multiplied by:
 - The real element of the complex number from the first source register, if the transformation was a rotation by 0 or 180 degrees.
 - The imaginary element of the complex number from the first source register, if the transformation was a rotation by 90 or 270 degrees.
- The complex number resulting from that multiplication is added to the complex number from the destination register.

The multiplication and addition operations are performed as a fused multiply-add, without any intermediate rounding.

This instruction can generate a floating-point exception. Depending on the settings in FPCR, the exception results in either a flag being set in FPSR or a synchronous exception being generated. For more information, see [Floating-point exceptions and exception traps](#).

Depending on the settings in the CPACR_EL1, CPTR_EL2, and CPTR_EL3 registers, and the current Security state and Exception level, an attempt to execute the instruction might be trapped.

Vector
(FEAT_FCMA)



Encoding

FCMLA <Vd>.<T>, <Vn>.<T>, <Vm>.<Ts>[<index>], #<rotate>

Decode for this encoding

```
if !IsFeatureImplemented(FEAT_FCMA) then EndOfDecode(Decode_UNDEF);
if size == '00' || size == '11' then EndOfDecode(Decode_UNDEF);
if !IsFeatureImplemented(FEAT_FP16) && size == '10' then EndOfDecode(Decode_UNDEF);
if size == '10' && (L == '1' || Q == '0') then EndOfDecode(Decode_UNDEF);
if size == '01' && H == '1' && Q == '0' then EndOfDecode(Decode_UNDEF);
constant integer d = UInt(Rd);
constant integer n = UInt(Rn);
constant integer m = UInt(M:Rm);
integer index;
if size == '01' then index = UInt(H:L);
if size == '10' then index = UInt(H);
constant integer esize = 8 << UInt(size);
constant integer datasize = 64 << UInt(Q);
constant integer elements = datasize DIV esize;
```

Assembler Symbols

<Vd> Is the name of the SIMD&FP destination register, encoded in the "Rd" field.

<T> Is an arrangement specifier, encoded in “size:Q”:

size	Q	<T>
00	x	RESERVED
01	0	4H
01	1	8H
10	0	RESERVED
10	1	4S
11	x	RESERVED

- <Vn> Is the name of the first SIMD&FP source register, encoded in the "Rn" field.
- <Vm> Is the name of the second SIMD&FP source register, encoded in the "M:Rm" fields.
- <Ts> Is an element size specifier, encoded in "size":

size	<Ts>
00	RESERVED
01	H
10	S
11	RESERVED

- <index> Is the element index, encoded in "size:H:L":

size	<index>
00	RESERVED
01	UInt (H:L)
10	UInt (H)
11	RESERVED

- <rotate> Is the rotation, encoded in "rot":

rot	<rotate>
00	0
01	90
10	180
11	270

Operation

```

CheckFPAdvSIMDEnabled64();
constant bits(datasize) operand1 = V[n, datasize];
constant bits(datasize) operand2 = V[m, datasize];
constant bits(datasize) operand3 = V[d, datasize];
bits(datasize) result;

for e = 0 to (elements DIV 2)-1
    bits(esize) element1;
    bits(esize) element2;
    bits(esize) element3;
    bits(esize) element4;
    case rot of
        when '00'
            element1 = Elem[operand2, index*2, esize];
            element2 = Elem[operand1, e*2, esize];
            element3 = Elem[operand2, index*2+1, esize];
            element4 = Elem[operand1, e*2, esize];
        when '01'
            element1 = FPNeg(Elem[operand2, index*2+1, esize], FPCR);
            element2 = Elem[operand1, e*2+1, esize];
            element3 = Elem[operand2, index*2, esize];
            element4 = Elem[operand1, e*2+1, esize];
        when '10'
            element1 = FPNeg(Elem[operand2, index*2, esize], FPCR);
            element2 = Elem[operand1, e*2, esize];
            element3 = FPNeg(Elem[operand2, index*2+1, esize], FPCR);
            element4 = Elem[operand1, e*2, esize];
        when '11'
            element1 = Elem[operand2, index*2+1, esize];
            element2 = Elem[operand1, e*2+1, esize];
            element3 = FPNeg(Elem[operand2, index*2, esize], FPCR);
            element4 = Elem[operand1, e*2+1, esize];

    Elem[result, e*2, esize] = FPMulAdd(Elem[operand3, e*2, esize], element2, element1, FPCR);
    Elem[result, e*2+1, esize] = FPMulAdd(Elem[operand3, e*2+1, esize], element4, element3, FPCR);

V[d, datasize] = result;

```


FCMLE (zero)

Floating-point compare less than or equal to zero (vector)

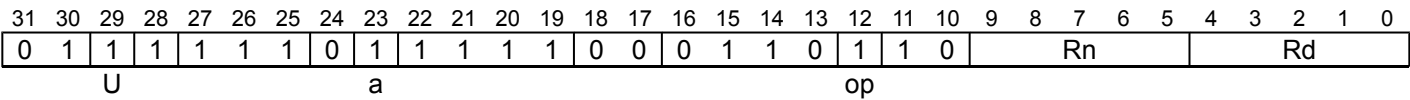
This instruction reads each floating-point value in the source SIMD&FP register and if the value is less than or equal to zero sets every bit of the corresponding vector element in the destination SIMD&FP register to one, otherwise sets every bit of the corresponding vector element in the destination SIMD&FP register to zero.

This instruction can generate a floating-point exception. Depending on the settings in FPCR, the exception results in either a flag being set in FPSR or a synchronous exception being generated. For more information, see *Floating-point exceptions and exception traps*.

Depending on the settings in the CPACR_EL1, CPTR_EL2, and CPTR_EL3 registers, and the current Security state and Exception level, an attempt to execute the instruction might be trapped.

It has encodings from 4 classes: [Scalar half-precision](#) , [Scalar single-precision and double-precision](#) , [Vector half-precision](#) and [Vector single-precision and double-precision](#)

Scalar half-precision
(FEAT_AdvSIMD && FEAT_FP16)



Encoding

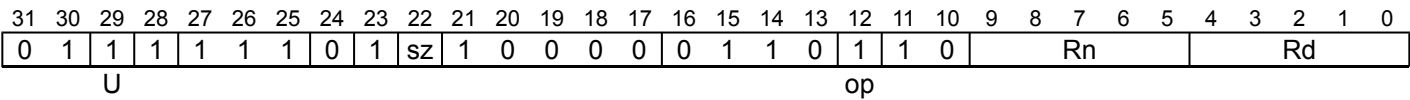
FCMLE <Hd>, <Hn>, #0.0

Decode for this encoding

```
if !IsFeatureImplemented(FEAT_AdvSIMD) || !IsFeatureImplemented(FEAT_FP16) then
    EndOfDecode(Decode_UNDEF);
constant integer d = UInt(Rd);
constant integer n = UInt(Rn);

constant integer esize = 16;
constant integer datasize = esize;
constant integer elements = 1;
```

Scalar single-precision and double-precision
(FEAT_AdvSIMD)



Encoding

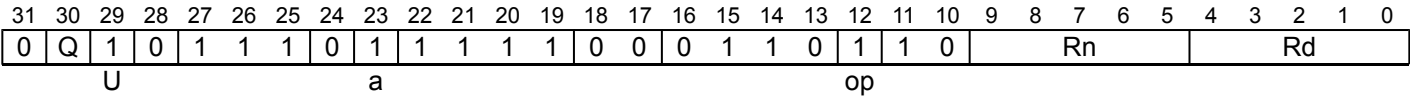
FCMLE <V><d>, <V><n>, #0.0

Decode for this encoding

```
if !IsFeatureImplemented(FEAT_AdvSIMD) then EndOfDecode(Decode_UNDEF);
constant integer d = UInt(Rd);
constant integer n = UInt(Rn);

constant integer esize = 32 << UInt(sz);
constant integer datasize = esize;
constant integer elements = 1;
```

Vector half-precision
(FEAT_AdvSIMD && FEAT_FP16)



Encoding

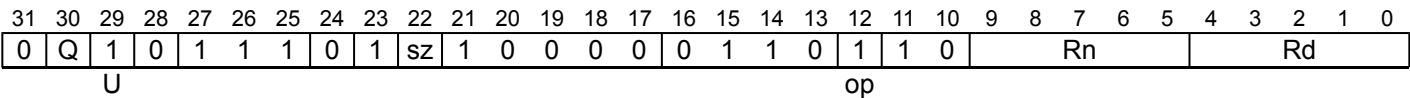
```
FCMLE <Vd>.<T>, <Vn>.<T>, #0.0
```

Decode for this encoding

```
if !IsFeatureImplemented(FEAT_AdvSIMD) || !IsFeatureImplemented(FEAT_FP16) then
    EndOfDecode(Decode_UNDEF);

constant integer d = UInt(Rd);
constant integer n = UInt(Rn);
constant integer esize = 16;
constant integer datasize = 64 << UInt(Q);
constant integer elements = datasize DIV esize;
```

Vector single-precision and double-precision
(FEAT_AdvSIMD)



Encoding

```
FCMLE <Vd>.<T>, <Vn>.<T>, #0.0
```

Decode for this encoding

```
if !IsFeatureImplemented(FEAT_AdvSIMD) then EndOfDecode(Decode_UNDEF);
if sz:Q == '10' then EndOfDecode(Decode_UNDEF);
constant integer d = UInt(Rd);
constant integer n = UInt(Rn);

constant integer esize = 32 << UInt(sz);
constant integer datasize = 64 << UInt(Q);
constant integer elements = datasize DIV esize;
```

Assembler Symbols

- <Hd>

Is the 16-bit name of the SIMD&FP destination register, encoded in the "Rd" field.
- <Hn>

Is the 16-bit name of the SIMD&FP source register, encoded in the "Rn" field.
- <V>

Is a width specifier, encoded in “sz”:

sz	<V>
0	S
1	D
- <d>

Is the number of the SIMD&FP destination register, encoded in the "Rd" field.
- <n>

Is the number of the SIMD&FP source register, encoded in the "Rn" field.
- <Vd>

Is the name of the SIMD&FP destination register, encoded in the "Rd" field.
- <T>

For the "Vector half-precision" variant: is an arrangement specifier, encoded in “Q”:

Q	<T>
0	4H
1	8H

For the "Vector single-precision and double-precision" variant: is an arrangement specifier, encoded in "sz:Q":

sz	Q	<T>
0	0	2S
0	1	4S
1	0	RESERVED
1	1	2D

<Vn> Is the name of the SIMD&FP source register, encoded in the "Rn" field.

Operation

```

CheckFPAdvSIMDEnabled64();
constant bits(datasize) operand = V[n, datasize];
bits(datasize) result;
constant bits(esize) zero = FPZero('0', esize);
bits(esize) element;
boolean test_passed;

for e = 0 to elements-1
    element = Elem[operand, e, esize];
    test_passed = FPCompareGE(zero, element, FPCR);
    Elem[result, e, esize] = if test_passed then Ones(esize) else Zeros(esize);

V[d, datasize] = result;

```

Internal version only: aarchmrs v2025-03_rel, pseudocode v2025-03_rel ; Build timestamp: 2025-03-21T17:41

Copyright © 2010-2025 Arm Limited or its affiliates. All rights reserved. This document is Non-Confidential.

FCMLT (zero)

Floating-point compare less than zero (vector)

This instruction reads each floating-point value in the source SIMD&FP register and if the value is less than zero sets every bit of the corresponding vector element in the destination SIMD&FP register to one, otherwise sets every bit of the corresponding vector element in the destination SIMD&FP register to zero.

This instruction can generate a floating-point exception. Depending on the settings in FPCR, the exception results in either a flag being set in FPSR or a synchronous exception being generated. For more information, see [Floating-point exceptions and exception traps](#).

Depending on the settings in the CPACR_EL1, CPTR_EL2, and CPTR_EL3 registers, and the current Security state and Exception level, an attempt to execute the instruction might be trapped.

It has encodings from 4 classes: [Scalar half-precision](#) , [Scalar single-precision and double-precision](#) , [Vector half-precision](#) and [Vector single-precision and double-precision](#)

Scalar half-precision

(FEAT_AdvSIMD && FEAT_FP16)

31	30	29	28	27	26	25	24	23	22	21	20	19	18	17	16	15	14	13	12	11	10	9	8	7	6	5	4	3	2	1	0
0	1	0	1	1	1	1	0	1	1	1	1	1	0	0	0	1	1	1	0	1	0	Rn				Rd					
U				a				opcode																							

Encoding

FCMLT <Hd>, <Hn>, #0.0

Decode for this encoding

```
if !IsFeatureImplemented(FEAT_AdvSIMD) || !IsFeatureImplemented(FEAT_FP16) then
    EndOfDecode(Decode_UNDEF);
constant integer d = UInt(Rd);
constant integer n = UInt(Rn);

constant integer esize = 16;
constant integer datasize = esize;
constant integer elements = 1;
```

Scalar single-precision and double-precision

(FEAT_AdvSIMD)

31	30	29	28	27	26	25	24	23	22	21	20	19	18	17	16	15	14	13	12	11	10	9	8	7	6	5	4	3	2	1	0				
0	1	0	1	1	1	1	0	1	sz	1	0	0	0	0	0	0	1	1	1	0	1	0	Rn				Rd								
U										opcode																									

Encoding

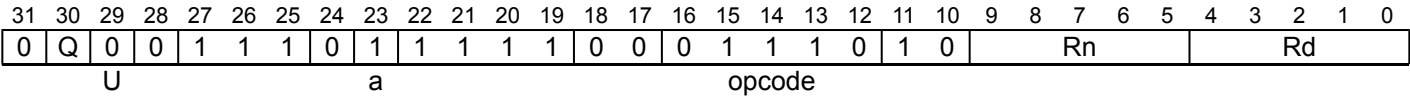
FCMLT <V><d>, <V><n>, #0.0

Decode for this encoding

```
if !IsFeatureImplemented(FEAT_AdvSIMD) then EndOfDecode(Decode_UNDEF);
constant integer d = UInt(Rd);
constant integer n = UInt(Rn);

constant integer esize = 32 << UInt(sz);
constant integer datasize = esize;
constant integer elements = 1;
```

Vector half-precision
(FEAT_AdvSIMD && FEAT_FP16)



Encoding

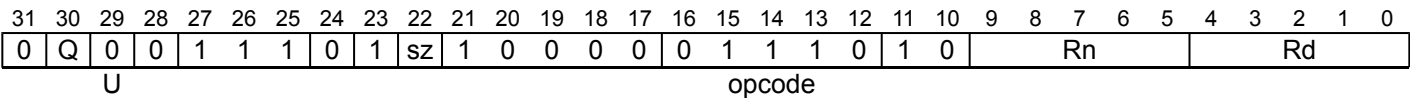
```
FCMLT <Vd>.<T>, <Vn>.<T>, #0.0
```

Decode for this encoding

```
if !IsFeatureImplemented(FEAT_AdvSIMD) || !IsFeatureImplemented(FEAT_FP16) then
    EndOfDecode(Decode_UNDEF);

constant integer d = UInt(Rd);
constant integer n = UInt(Rn);
constant integer esize = 16;
constant integer datasize = 64 << UInt(Q);
constant integer elements = datasize DIV esize;
```

Vector single-precision and double-precision
(FEAT_AdvSIMD)



Encoding

```
FCMLT <Vd>.<T>, <Vn>.<T>, #0.0
```

Decode for this encoding

```
if !IsFeatureImplemented(FEAT_AdvSIMD) then EndOfDecode(Decode_UNDEF);
if sz:Q == '10' then EndOfDecode(Decode_UNDEF);
constant integer d = UInt(Rd);
constant integer n = UInt(Rn);

constant integer esize = 32 << UInt(sz);
constant integer datasize = 64 << UInt(Q);
constant integer elements = datasize DIV esize;
```

Assembler Symbols

- <Hd>

Is the 16-bit name of the SIMD&FP destination register, encoded in the "Rd" field.
- <Hn>

Is the 16-bit name of the SIMD&FP source register, encoded in the "Rn" field.
- <V>

Is a width specifier, encoded in “sz”:

sz	<V>
0	S
1	D
- <d>

Is the number of the SIMD&FP destination register, encoded in the "Rd" field.
- <n>

Is the number of the SIMD&FP source register, encoded in the "Rn" field.
- <Vd>

Is the name of the SIMD&FP destination register, encoded in the "Rd" field.
- <T>

For the "Vector half-precision" variant: is an arrangement specifier, encoded in “Q”:

Q	<T>
0	4H
1	8H

For the "Vector single-precision and double-precision" variant: is an arrangement specifier, encoded in "sz:Q":

sz	Q	<T>
0	0	2S
0	1	4S
1	0	RESERVED
1	1	2D

<Vn> Is the name of the SIMD&FP source register, encoded in the "Rn" field.

Operation

```

CheckFPAdvSIMDEnabled64();
constant bits(datasize) operand = V[n, datasize];
bits(datasize) result;
constant bits(esize) zero = FPZero('0', esize);
bits(esize) element;
boolean test_passed;

for e = 0 to elements-1
    element = Elem[operand, e, esize];
    test_passed = FPCompareGT(zero, element, FPCR);
    Elem[result, e, esize] = if test_passed then Ones(esize) else Zeros(esize);

V[d, datasize] = result;

```

Internal version only: aarchmrs v2025-03_rel, pseudocode v2025-03_rel ; Build timestamp: 2025-03-21T17:41

Copyright © 2010-2025 Arm Limited or its affiliates. All rights reserved. This document is Non-Confidential.

FCMP

Floating-point quiet compare (scalar)

This instruction compares the two SIMD&FP source register values, or the first SIMD&FP source register value and zero. It writes the result to the *PSTATE*. {N, Z, C, V} flags.

This instruction raises an Invalid Operation floating-point exception if either or both of the operands is a signaling NaN.

This instruction can generate a floating-point exception. Depending on the settings in FPCR, the exception results in either a flag being set in FPSR or a synchronous exception being generated. For more information, see *Floating-point exceptions and exception traps*.

Depending on the settings in the CPACR_EL1, CPTR_EL2, and CPTR_EL3 registers, and the current Security state and Exception level, an attempt to execute the instruction might be trapped.

31	30	29	28	27	26	25	24	23	22	21	20	19	18	17	16	15	14	13	12	11	10	9	8	7	6	5	4	3	2	1	0
0	0	0	1	1	1	1	0	f	t	y	p	e	1	Rm			0	0	1	0	0	0	Rn			0	x	0	0	0	
M		S		op												opc															

Encoding for the Half-precision variant (FEAT_FP16)

Applies when (ftype == 11 && opc == 00)

```
FCMP <Hn>, <Hm>
```

Encoding for the Half-precision, zero variant (FEAT_FP16)

Applies when (ftype == 11 && Rm == (00000) && opc == 01)

```
FCMP <Hn>, #0.0
```

Encoding for the Single-precision variant (FEAT_FP)

Applies when (ftype == 00 && opc == 00)

```
FCMP <Sn>, <Sm>
```

Encoding for the Single-precision, zero variant (FEAT_FP)

Applies when (ftype == 00 && Rm == (00000) && opc == 01)

```
FCMP <Sn>, #0.0
```

Encoding for the Double-precision variant (FEAT_FP)

Applies when (ftype == 01 && opc == 00)

```
FCMP <Dn>, <Dm>
```

Encoding for the Double-precision, zero variant (FEAT_FP)

Applies when (ftype == 01 && Rm == (00000) && opc == 01)

```
FCMP <Dn>, #0.0
```

Decode for all variants of this encoding

```
if !IsFeatureImplemented(FEAT_FP) then EndOfDecode(Decode_UNDEF);
if ftype == '10' then EndOfDecode(Decode_UNDEF);
if ftype == '11' && !IsFeatureImplemented(FEAT_FP16) then EndOfDecode(Decode_UNDEF);

constant integer n = UInt(Rn);
constant integer m = UInt(Rm); // ignored when opc<0> == '1'

constant integer datasize = 8 << UInt(ftype EOR '10');
constant boolean signal_all_nans = FALSE;
constant boolean cmp_with_zero = (opc<0> == '1');
```

Assembler Symbols

<Hn>	For the "Half-precision" variant: is the 16-bit name of the first SIMD&FP source register, encoded in the "Rn" field. For the "Half-precision, zero" variant: is the 16-bit name of the SIMD&FP source register, encoded in the "Rn" field.
<Hm>	Is the 16-bit name of the second SIMD&FP source register, encoded in the "Rm" field.
<Sn>	For the "Single-precision" variant: is the 32-bit name of the first SIMD&FP source register, encoded in the "Rn" field.

For the "Single-precision, zero" variant: is the 32-bit name of the SIMD&FP source register, encoded in the "Rn" field.

<Sm> Is the 32-bit name of the second SIMD&FP source register, encoded in the "Rm" field.

<Dn> For the "Double-precision" variant: is the 64-bit name of the first SIMD&FP source register, encoded in the "Rn" field.

For the "Double-precision, zero" variant: is the 64-bit name of the SIMD&FP source register, encoded in the "Rn" field.

<Dm> Is the 64-bit name of the second SIMD&FP source register, encoded in the "Rm" field.

Operation

```
CheckFPEnabled64() ;  
  
constant bits(datasize) operand1 = V[n, datasize];  
constant bits(datasize) operand2 = if cmp_with_zero then FPZero('0', datasize) else V[m, datasize];  
  
PSTATE.<N,Z,C,V> = FPCompare(operand1, operand2, signal_all_nans, FPCR);
```

Operational information

The IEEE 754 standard specifies that the result of a comparison is precisely one of <, ==, > or unordered. If either or both of the operands is a NaN, they are unordered, and all three of (Operand1 < Operand2), (Operand1 == Operand2) and (Operand1 > Operand2) are false. An unordered comparison sets the PSTATE condition flags to N=0, Z=0, C=1, and V=1.

If FEAT_SME is implemented and the PE is in Streaming SVE mode, then any subsequent instruction which is dependent on the NZCV condition flags written by this instruction might be significantly delayed.

Internal version only: aarchmrs v2025-03_rel, pseudocode v2025-03_rel ; Build timestamp: 2025-03-21T17:41

Copyright © 2010-2025 Arm Limited or its affiliates. All rights reserved. This document is Non-Confidential.

FCMPE

Floating-point signaling compare (scalar)

This instruction compares the two SIMD&FP source register values, or the first SIMD&FP source register value and zero. It writes the result to the *PSTATE*. {N, Z, C, V} flags.

This instruction raises an Invalid Operation floating-point exception if either or both of the operands is any type of NaN.

This instruction can generate a floating-point exception. Depending on the settings in FPCR, the exception results in either a flag being set in FPSR or a synchronous exception being generated. For more information, see *Floating-point exceptions and exception traps*.

Depending on the settings in the CPACR_EL1, CPTR_EL2, and CPTR_EL3 registers, and the current Security state and Exception level, an attempt to execute the instruction might be trapped.

31	30	29	28	27	26	25	24	23	22	21	20	19	18	17	16	15	14	13	12	11	10	9	8	7	6	5	4	3	2	1	0	
0	0	0	1	1	1	1	0	f	t	y	p	e	1	Rm				0	0	1	0	0	0	Rn				1	x	0	0	0
M		S		op												opc																

Encoding for the Half-precision variant (FEAT_FP16)

Applies when (ftype == 11 && opc == 10)

FCMPE <Hn>, <Hm>

Encoding for the Half-precision, zero variant (FEAT_FP16)

Applies when (ftype == 11 && Rm == (00000) && opc == 11)

FCMPE <Hn>, #0.0

Encoding for the Single-precision variant (FEAT_FP)

Applies when (ftype == 00 && opc == 10)

FCMPE <Sn>, <Sm>

Encoding for the Single-precision, zero variant (FEAT_FP)

Applies when (ftype == 00 && Rm == (00000) && opc == 11)

FCMPE <Sn>, #0.0

Encoding for the Double-precision variant (FEAT_FP)

Applies when (ftype == 01 && opc == 10)

FCMPE <Dn>, <Dm>

Encoding for the Double-precision, zero variant (FEAT_FP)

Applies when (ftype == 01 && Rm == (00000) && opc == 11)

FCMPE <Dn>, #0.0

Decode for all variants of this encoding

```
if !IsFeatureImplemented(FEAT_FP) then EndOfDecode(Decode_UNDEF);
if ftype == '10' then EndOfDecode(Decode_UNDEF);
if ftype == '11' && !IsFeatureImplemented(FEAT_FP16) then EndOfDecode(Decode_UNDEF);

constant integer n = UInt(Rn);
constant integer m = UInt(Rm); // ignored when opc<0> == '1'

constant integer datasize = 8 << UInt(ftype EOR '10');
constant boolean signal_all_nans = TRUE;
constant boolean cmp_with_zero = (opc<0> == '1');
```

Assembler Symbols

<Hn>	For the "Half-precision" variant: is the 16-bit name of the first SIMD&FP source register, encoded in the "Rn" field. For the "Half-precision, zero" variant: is the 16-bit name of the SIMD&FP source register, encoded in the "Rn" field.
<Hm>	Is the 16-bit name of the second SIMD&FP source register, encoded in the "Rm" field.
<Sn>	For the "Single-precision" variant: is the 32-bit name of the first SIMD&FP source register, encoded in the "Rn" field.

For the "Single-precision, zero" variant: is the 32-bit name of the SIMD&FP source register, encoded in the "Rn" field.

<Sm> Is the 32-bit name of the second SIMD&FP source register, encoded in the "Rm" field.

<Dn> For the "Double-precision" variant: is the 64-bit name of the first SIMD&FP source register, encoded in the "Rn" field.

For the "Double-precision, zero" variant: is the 64-bit name of the SIMD&FP source register, encoded in the "Rn" field.

<Dm> Is the 64-bit name of the second SIMD&FP source register, encoded in the "Rm" field.

Operation

```
CheckFPEnabled64() ;  
  
constant bits(datasize) operand1 = V[n, datasize];  
constant bits(datasize) operand2 = if cmp_with_zero then FPZero('0', datasize) else V[m, datasize];  
  
PSTATE.<N,Z,C,V> = FPCompare(operand1, operand2, signal_all_nans, FPCR);
```

Operational information

The IEEE 754 standard specifies that the result of a comparison is precisely one of <, ==, > or unordered. If either or both of the operands is a NaN, they are unordered, and all three of (Operand1 < Operand2), (Operand1 == Operand2) and (Operand1 > Operand2) are false. An unordered comparison sets the PSTATE condition flags to N=0, Z=0, C=1, and V=1.

If FEAT_SME is implemented and the PE is in Streaming SVE mode, then any subsequent instruction which is dependent on the NZCV condition flags written by this instruction might be significantly delayed.

Internal version only: aarchmrs v2025-03_rel, pseudocode v2025-03_rel ; Build timestamp: 2025-03-21T17:41

Copyright © 2010-2025 Arm Limited or its affiliates. All rights reserved. This document is Non-Confidential.

FCSEL

Floating-point conditional select (scalar)

This instruction allows the SIMD&FP destination register to take the value from either one or the other of two SIMD&FP source registers. If the condition passes, the first SIMD&FP source register value is taken, otherwise the second SIMD&FP source register value is taken. Depending on the settings in the CPACR_EL1, CPTR_EL2, and CPTR_EL3 registers, and the current Security state and Exception level, an attempt to execute the instruction might be trapped.

31	30	29	28	27	26	25	24	23	22	21	20	19	18	17	16	15	14	13	12	11	10	9	8	7	6	5	4	3	2	1	0
0	0	0	1	1	1	1	0	ftype		1	Rm				cond				1	1	Rn				Rd						
M		S																													

Encoding for the Half-precision variant (FEAT_FP16)

Applies when (ftype == 11)

FCSEL <Hd>, <Hn>, <Hm>, <cond>

Encoding for the Single-precision variant (FEAT_FP)

Applies when (ftype == 00)

FCSEL <Sd>, <Sn>, <Sm>, <cond>

Encoding for the Double-precision variant (FEAT_FP)

Applies when (ftype == 01)

FCSEL <Dd>, <Dn>, <Dm>, <cond>

Decode for all variants of this encoding

```
if !IsFeatureImplemented(FEAT_FP) then EndOfDecode(Decode_UNDEF);
if ftype == '10' then EndOfDecode(Decode_UNDEF);
if ftype == '11' && !IsFeatureImplemented(FEAT_FP16) then EndOfDecode(Decode_UNDEF);

constant integer d = UInt(Rd);
constant integer n = UInt(Rn);
constant integer m = UInt(Rm);

constant integer datasize = 8 << UInt(ftype EOR '10');
constant bits(4) condition = cond;
```

Assembler Symbols

- <Hd> Is the 16-bit name of the SIMD&FP destination register, encoded in the "Rd" field.
- <Hn> Is the 16-bit name of the first SIMD&FP source register, encoded in the "Rn" field.
- <Hm> Is the 16-bit name of the second SIMD&FP source register, encoded in the "Rm" field.
- <cond> Is one of the standard conditions, encoded in the standard way, and encoded in “cond”:

cond	<cond>
0000	EQ
0001	NE
0010	CS
0011	CC
0100	MI
0101	PL
0110	VS
0111	VC
1000	HI
1001	LS
1010	GE
1011	LT
1100	GT
1101	LE
1110	AL
1111	NV

- <Sd> Is the 32-bit name of the SIMD&FP destination register, encoded in the "Rd" field.
- <Sn> Is the 32-bit name of the first SIMD&FP source register, encoded in the "Rn" field.
- <Sm> Is the 32-bit name of the second SIMD&FP source register, encoded in the "Rm" field.
- <Dd> Is the 64-bit name of the SIMD&FP destination register, encoded in the "Rd" field.
- <Dn> Is the 64-bit name of the first SIMD&FP source register, encoded in the "Rn" field.
- <Dm> Is the 64-bit name of the second SIMD&FP source register, encoded in the "Rm" field.

Operation

```

CheckFPEnabled64() ;
bits(datasize) result;

constant boolean condition_holds = ConditionHolds(condition);
result = if condition_holds then V[n, datasize] else V[m, datasize];

V[d, datasize] = result;

```

Operational information

- If PSTATE.DIT is 1:
- The execution time of this instruction is independent of:
 - The values of the data supplied in any of its registers.
 - The values of the NZCV flags.
 - The response of this instruction to asynchronous exceptions does not vary based on:
 - The values of the data supplied in any of its registers.
 - The values of the NZCV flags.

FCVT

Floating-point convert precision (scalar)

This instruction converts the floating-point value in the SIMD&FP source register to the precision for the destination register data type using the rounding mode that is determined by the FPCR and writes the result to the SIMD&FP destination register.

Depending on the settings in the CPACR_EL1, CPTR_EL2, and CPTR_EL3 registers, and the current Security state and Exception level, an attempt to execute the instruction might be trapped.

Floating-point (FEAT_FP)

31	30	29	28	27	26	25	24	23	22	21	20	19	18	17	16	15	14	13	12	11	10	9	8	7	6	5	4	3	2	1	0				
0	0	0	1	1	1	1	0	f	t	y	p	e	1	0	0	0	1	o	p	c	1	0	0	0	0	Rn					Rd				
M				S																															

Encoding for the Half-precision to single-precision variant

Applies when (ftype == 11 && opc == 00)

```
FCVT <Sd>, <Hn>
```

Encoding for the Half-precision to double-precision variant

Applies when (ftype == 11 && opc == 01)

```
FCVT <Dd>, <Hn>
```

Encoding for the Single-precision to half-precision variant

Applies when (ftype == 00 && opc == 11)

```
FCVT <Hd>, <Sn>
```

Encoding for the Single-precision to double-precision variant

Applies when (ftype == 00 && opc == 01)

```
FCVT <Dd>, <Sn>
```

Encoding for the Double-precision to half-precision variant

Applies when (ftype == 01 && opc == 11)

```
FCVT <Hd>, <Dn>
```

Encoding for the Double-precision to single-precision variant

Applies when (ftype == 01 && opc == 00)

```
FCVT <Sd>, <Dn>
```

Decode for all variants of this encoding

```
if !IsFeatureImplemented(FEAT_FP) then EndOfDecode(Decode_UNDEF);  
if ftype == opc || ftype == '10' || opc == '10' then EndOfDecode(Decode_UNDEF);  
  
constant integer d = UInt(Rd);  
constant integer n = UInt(Rn);  
constant integer srcsize = 8 << UInt(ftype EOR '10');  
constant integer dstsize = 8 << UInt(opc EOR '10');
```

Assembler Symbols

<Sd>	Is the 32-bit name of the SIMD&FP destination register, encoded in the "Rd" field.
<Hn>	Is the 16-bit name of the SIMD&FP source register, encoded in the "Rn" field.
<Dd>	Is the 64-bit name of the SIMD&FP destination register, encoded in the "Rd" field.
<Hd>	Is the 16-bit name of the SIMD&FP destination register, encoded in the "Rd" field.
<Sn>	Is the 32-bit name of the SIMD&FP source register, encoded in the "Rn" field.
<Dn>	Is the 64-bit name of the SIMD&FP source register, encoded in the "Rn" field.

Operation

```
CheckFPEnabled64();  
  
constant bits(srcsize) operand = V[n, srcsize];  
bits(128) result = if IsMerging(FPCR) then V[d, 128] else Zeros(128);  
  
Elem[result, 0, dstsize] = FPConvert(operand, FPCR, dstsize);  
  
V[d, 128] = result;
```

Internal version only: aarchmrs v2025-03_rel, pseudocode v2025-03_rel ; Build timestamp: 2025-03-21T17:41

Copyright © 2010-2025 Arm Limited or its affiliates. All rights reserved. This document is Non-Confidential.

FCVTAS (scalar SIMD&FP)

Floating-point convert to signed integer, rounding to nearest with ties to away (scalar SIMD&FP)

This instruction converts the floating-point value in the SIMD&FP source register to a 32-bit or 64-bit signed integer using the Round to Nearest with Ties to Away rounding mode, and writes the result to the SIMD&FP destination register.

This instruction can generate a floating-point exception. Depending on the settings in FPCR, the exception results in either a flag being set in FPSR or a synchronous exception being generated. For more information, see [Floating-point exceptions and exception traps](#).

Depending on the settings in the CPACR_EL1, CPTR_EL2, and CPTR_EL3 registers, and the current Security state and Exception level, an attempt to execute the instruction might be trapped.

Floating-point (FEAT_FPRCVT)

31	30	29	28	27	26	25	24	23	22	21	20	19	18	17	16	15	14	13	12	11	10	9	8	7	6	5	4	3	2	1	0
sf	0	0	1	1	1	1	0	ftype	1	1	1	0	1	0	0	0	0	0	0	0	Rn						Rd				
S								rmode				opcode																			

Encoding for the Half-precision to 32-bit variant

Applies when (sf == 0 && ftype == 11)

FCVTAS <Sd>, <Hn>

Encoding for the Half-precision to 64-bit variant

Applies when (sf == 1 && ftype == 11)

FCVTAS <Dd>, <Hn>

Encoding for the Single-precision to 64-bit variant

Applies when (sf == 1 && ftype == 00)

FCVTAS <Dd>, <Sn>

Encoding for the Double-precision to 32-bit variant

Applies when (sf == 0 && ftype == 01)

FCVTAS <Sd>, <Dn>

Decode for all variants of this encoding

```
if !IsFeatureImplemented(FEAT_FPRCVT) then EndOfDecode(Decode_UNDEF);
constant integer d = UInt(Rd);
constant integer n = UInt(Rn);

constant integer intsize = 32 << UInt(sf);
constant integer fltsize = 8 << UInt(ftype EOR '10');
```

Assembler Symbols

- <Sd> Is the 32-bit name of the SIMD&FP destination register, encoded in the "Rd" field.
- <Hn> Is the 16-bit name of the SIMD&FP source register, encoded in the "Rn" field.
- <Dd> Is the 64-bit name of the SIMD&FP destination register, encoded in the "Rd" field.
- <Sn> Is the 32-bit name of the SIMD&FP source register, encoded in the "Rn" field.
- <Dn> Is the 64-bit name of the SIMD&FP source register, encoded in the "Rn" field.

Operation

```
CheckFPEEnabled64();  
  
bits(fltsize) fltval;  
bits(intsize) intval;  
constant boolean merge = IsMerging(FPCR);  
bits(128) result = if merge then V[d, 128] else Zeros(128);  
  
fltval = V[n, fltsize];  
intval = FPToFixed(fltval, 0, FALSE, FPCR, FPRounding\_TIEAWAY, intsize);  
Elem[result, 0, intsize] = intval;  
  
V[d, 128] = result;
```

Internal version only: aarchmrs v2025-03_rel, pseudocode v2025-03_rel ; Build timestamp: 2025-03-21T17:41

Copyright © 2010-2025 Arm Limited or its affiliates. All rights reserved. This document is Non-Confidential.

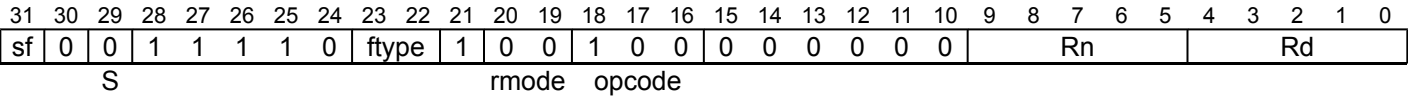
FCVTAS (scalar)

Floating-point convert to signed integer, rounding to nearest with ties to away (scalar)

This instruction converts the floating-point value in the SIMD&FP source register to a 32-bit or 64-bit signed integer using the Round to Nearest with Ties to Away rounding mode, and writes the result to the general-purpose destination register.

This instruction can generate a floating-point exception. Depending on the settings in FPCR, the exception results in either a flag being set in FPSR or a synchronous exception being generated. For more information, see [Floating-point exceptions and exception traps](#).

Depending on the settings in the CPACR_EL1, CPTR_EL2, and CPTR_EL3 registers, and the current Security state and Exception level, an attempt to execute the instruction might be trapped.



Encoding for the Half-precision to 32-bit variant (FEAT_FP16)

Applies when (sf == 0 && ftype == 11)

```
FCVTAS <Wd>, <Hn>
```

Encoding for the Half-precision to 64-bit variant (FEAT_FP16)

Applies when (sf == 1 && ftype == 11)

```
FCVTAS <Xd>, <Hn>
```

Encoding for the Single-precision to 32-bit variant (FEAT_FP)

Applies when (sf == 0 && ftype == 00)

```
FCVTAS <Wd>, <Sn>
```

Encoding for the Single-precision to 64-bit variant (FEAT_FP)

Applies when (sf == 1 && ftype == 00)

```
FCVTAS <Xd>, <Sn>
```

Encoding for the Double-precision to 32-bit variant (FEAT_FP)

Applies when (sf == 0 && ftype == 01)

```
FCVTAS <Wd>, <Dn>
```

Encoding for the Double-precision to 64-bit variant (FEAT_FP)

Applies when (sf == 1 && ftype == 01)

```
FCVTAS <Xd>, <Dn>
```

Decode for all variants of this encoding

```
if !IsFeatureImplemented(FEAT_FP) then EndOfDecode(Decode_UNDEF);
if ftype == '10' then EndOfDecode(Decode_UNDEF);
if ftype == '11' && !IsFeatureImplemented(FEAT_FP16) then EndOfDecode(Decode_UNDEF);

constant integer d = UInt(Rd);
constant integer n = UInt(Rn);

constant integer intsize = 32 << UInt(sf);
constant integer fltsize = 8 << UInt(ftype EOR '10');

constant FPRounding rounding = FPRounding_TIEAWAY;
constant boolean unsigned = FALSE;
```

Assembler Symbols

- | | |
|------|--|
| <Wd> | Is the 32-bit name of the general-purpose destination register, encoded in the "Rd" field. |
| <Hn> | Is the 16-bit name of the SIMD&FP source register, encoded in the "Rn" field. |

<Xd>	Is the 64-bit name of the general-purpose destination register, encoded in the "Rd" field.
<Sn>	Is the 32-bit name of the SIMD&FP source register, encoded in the "Rn" field.
<Dn>	Is the 64-bit name of the SIMD&FP source register, encoded in the "Rn" field.

Operation

```

CheckFPEnabled64() ;

constant bits(fltsize) fltval = V[n, fltsize];
constant integer fracbits = 0;

X[d, intsize] = FPToFixed(fltval, fracbits, unsigned, FPCR, rounding, intsize);

```

Operational information

If FEAT_SME is implemented and the PE is in Streaming SVE mode, then any subsequent instruction which is dependent on the general-purpose register written by this instruction might be significantly delayed.

Internal version only: aarchmrs v2025-03_rel, pseudocode v2025-03_rel ; Build timestamp: 2025-03-21T17:41

Copyright © 2010-2025 Arm Limited or its affiliates. All rights reserved. This document is Non-Confidential.

FCVTAS (vector)

Floating-point convert to signed integer, rounding to nearest with ties to away (vector)

This instruction converts each element in a vector from a floating-point value to a signed integer value using the Round to Nearest with Ties to Away rounding mode and writes the result to the SIMD&FP destination register.

This instruction can generate a floating-point exception. Depending on the settings in FPCR, the exception results in either a flag being set in FPSR or a synchronous exception being generated. For more information, see *Floating-point exceptions and exception traps*.

Depending on the settings in the CPACR_EL1, CPTR_EL2, and CPTR_EL3 registers, and the current Security state and Exception level, an attempt to execute the instruction might be trapped.

It has encodings from 4 classes: [Scalar half-precision](#) , [Scalar single-precision and double-precision](#) , [Vector half-precision](#) and [Vector single-precision and double-precision](#)

Scalar half-precision
(FEAT_AdvSIMD && FEAT_FP16)

31	30	29	28	27	26	25	24	23	22	21	20	19	18	17	16	15	14	13	12	11	10	9	8	7	6	5	4	3	2	1	0
0	1	0	1	1	1	1	0	0	1	1	1	1	0	0	1	1	1	0	0	1	0	Rn				Rd					
U				a				opcode																							

Encoding

FCVTAS <Hd>, <Hn>

Decode for this encoding

```
if !IsFeatureImplemented(FEAT_AdvSIMD) || !IsFeatureImplemented(FEAT_FP16) then
    EndOfDecode(Decode_UNDEF);
constant integer d = UInt(Rd);
constant integer n = UInt(Rn);
constant integer esize = 16;
constant integer datasize = esize;
constant integer elements = 1;
constant FPRounding rounding = FPRounding_TIEAWAY;
constant boolean unsigned = FALSE;
```

Scalar single-precision and double-precision
(FEAT_AdvSIMD)

31	30	29	28	27	26	25	24	23	22	21	20	19	18	17	16	15	14	13	12	11	10	9	8	7	6	5	4	3	2	1	0
0	1	0	1	1	1	1	0	0	sz	1	0	0	0	0	1	1	1	0	0	1	0	Rn				Rd					
U										opcode																					

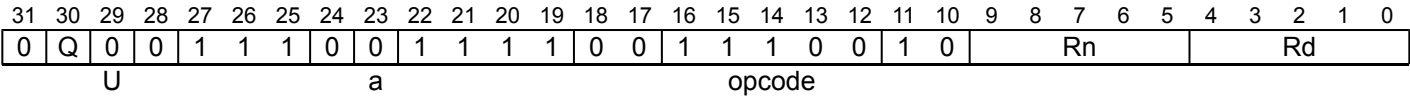
Encoding

FCVTAS <V><d>, <V><n>

Decode for this encoding

```
if !IsFeatureImplemented(FEAT_AdvSIMD) then EndOfDecode(Decode_UNDEF);
constant integer d = UInt(Rd);
constant integer n = UInt(Rn);
constant integer esize = 32 << UInt(sz);
constant integer datasize = esize;
constant integer elements = 1;
constant FPRounding rounding = FPRounding_TIEAWAY;
constant boolean unsigned = FALSE;
```

Vector half-precision
(FEAT_AdvSIMD && FEAT_FP16)



Encoding

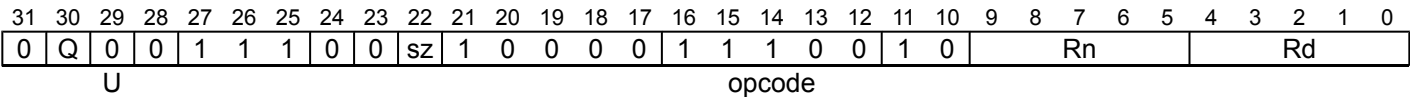
```
FCVTAS <Vd>.<T>, <Vn>.<T>
```

Decode for this encoding

```
if !IsFeatureImplemented(FEAT_AdvSIMD) || !IsFeatureImplemented(FEAT_FP16) then
    EndOfDecode(Decode_UNDEF);
constant integer d = UInt(Rd);
constant integer n = UInt(Rn);

constant integer esize = 16;
constant integer datasize = 64 << UInt(Q);
constant integer elements = datasize DIV esize;
constant FPRounding rounding = FPRounding_TIEAWAY;
constant boolean unsigned = FALSE;
```

Vector single-precision and double-precision
(FEAT_AdvSIMD)



Encoding

```
FCVTAS <Vd>.<T>, <Vn>.<T>
```

Decode for this encoding

```
if !IsFeatureImplemented(FEAT_AdvSIMD) then EndOfDecode(Decode_UNDEF);
if sz:Q == '10' then EndOfDecode(Decode_UNDEF);
constant integer d = UInt(Rd);
constant integer n = UInt(Rn);
constant integer esize = 32 << UInt(sz);
constant integer datasize = 64 << UInt(Q);
constant integer elements = datasize DIV esize;
constant FPRounding rounding = FPRounding_TIEAWAY;
constant boolean unsigned = FALSE;
```

Assembler Symbols

- <Hd> Is the 16-bit name of the SIMD&FP destination register, encoded in the "Rd" field.
- <Hn> Is the 16-bit name of the SIMD&FP source register, encoded in the "Rn" field.
- <V> Is a width specifier, encoded in “sz”:

sz	<V>
0	S
1	D
- <d> Is the number of the SIMD&FP destination register, encoded in the "Rd" field.
- <n> Is the number of the SIMD&FP source register, encoded in the "Rn" field.
- <Vd> Is the name of the SIMD&FP destination register, encoded in the "Rd" field.

<T> For the "Vector half-precision" variant: is an arrangement specifier, encoded in “Q”:

Q	<T>
0	4H
1	8H

For the "Vector single-precision and double-precision" variant: is an arrangement specifier, encoded in “sz:Q”:

sz	Q	<T>
0	0	2S
0	1	4S
1	0	RESERVED
1	1	2D

<Vn> Is the name of the SIMD&FP source register, encoded in the "Rn" field.

Operation

```
if elements == 1 && IsFeatureImplemented(FEAT_FPRCVT) then
    CheckFPEnabled64\(\);
else
    CheckFPAdvSIMDEnabled64\(\);

constant bits(datasize) operand = V[n, datasize];

constant boolean merge = elements == 1 && IsMerging(FPCR);
bits(128) result = if merge then V[d, 128] else Zeros(128);
constant integer fracbits = 0;
bits(esize) element;

for e = 0 to elements-1
    element = Elem[operand, e, esize];
    Elem[result, e, esize] = FPToFixed(element, fracbits, unsigned, FPCR, rounding, esize);

V[d, 128] = result;
```

FCVTAU (scalar SIMD&FP)

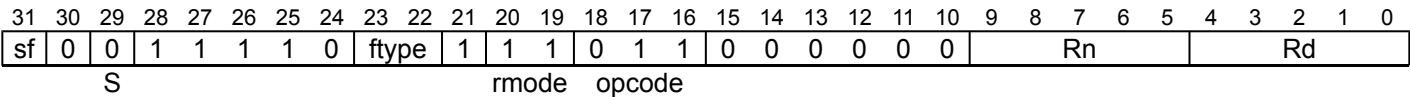
Floating-point convert to unsigned integer, rounding to nearest with ties to away (scalar SIMD&FP)

This instruction converts the floating-point value in the SIMD&FP source register to a 32-bit or 64-bit unsigned integer using the Round to Nearest with Ties to Away rounding mode, and writes the result to the SIMD&FP destination register.

This instruction can generate a floating-point exception. Depending on the settings in FPCR, the exception results in either a flag being set in FPSR or a synchronous exception being generated. For more information, see [Floating-point exceptions and exception traps](#).

Depending on the settings in the CPACR_EL1, CPTR_EL2, and CPTR_EL3 registers, and the current Security state and Exception level, an attempt to execute the instruction might be trapped.

Floating-point (FEAT_FPRCVT)



Encoding for the Half-precision to 32-bit variant

Applies when (sf == 0 && ftype == 11)

```
FCVTAU <Sd>, <Hn>
```

Encoding for the Half-precision to 64-bit variant

Applies when (sf == 1 && ftype == 11)

```
FCVTAU <Dd>, <Hn>
```

Encoding for the Single-precision to 64-bit variant

Applies when (sf == 1 && ftype == 00)

```
FCVTAU <Dd>, <Sn>
```

Encoding for the Double-precision to 32-bit variant

Applies when (sf == 0 && ftype == 01)

```
FCVTAU <Sd>, <Dn>
```

Decode for all variants of this encoding

```
if !IsFeatureImplemented(FEAT_FPRCVT) then EndOfDecode(Decode_UNDEF);
constant integer d = UInt(Rd);
constant integer n = UInt(Rn);

constant integer intsize = 32 << UInt(sf);
constant integer fltsize = 8 << UInt(ftype EOR '10');
```

Assembler Symbols

- <Sd> Is the 32-bit name of the SIMD&FP destination register, encoded in the "Rd" field.
- <Hn> Is the 16-bit name of the SIMD&FP source register, encoded in the "Rn" field.
- <Dd> Is the 64-bit name of the SIMD&FP destination register, encoded in the "Rd" field.
- <Sn> Is the 32-bit name of the SIMD&FP source register, encoded in the "Rn" field.
- <Dn> Is the 64-bit name of the SIMD&FP source register, encoded in the "Rn" field.

Operation

```
CheckFPEEnabled64();  
  
bits(fltsize) fltval;  
bits(intsize) intval;  
constant boolean merge = IsMerging(FPCR);  
bits(128) result = if merge then V[d, 128] else Zeros(128);  
  
fltval = V[n, fltsize];  
intval = FPToFixed(fltval, 0, TRUE, FPCR, FPRounding\_TIEAWAY, intsize);  
Elem[result, 0, intsize] = intval;  
  
V[d, 128] = result;
```

Internal version only: aarchmrs v2025-03_rel, pseudocode v2025-03_rel ; Build timestamp: 2025-03-21T17:41

Copyright © 2010-2025 Arm Limited or its affiliates. All rights reserved. This document is Non-Confidential.

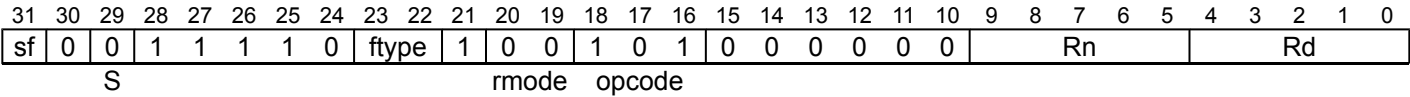
FCVTAU (scalar)

Floating-point convert to unsigned integer, rounding to nearest with ties to away (scalar)

This instruction converts the floating-point value in the SIMD&FP source register to a 32-bit or 64-bit unsigned integer using the Round to Nearest with Ties to Away rounding mode, and writes the result to the general-purpose destination register.

This instruction can generate a floating-point exception. Depending on the settings in FPCR, the exception results in either a flag being set in FPSR or a synchronous exception being generated. For more information, see *Floating-point exceptions and exception traps*.

Depending on the settings in the CPACR_EL1, CPTR_EL2, and CPTR_EL3 registers, and the current Security state and Exception level, an attempt to execute the instruction might be trapped.



Encoding for the Half-precision to 32-bit variant (FEAT_FP16)

Applies when (sf == 0 && ftype == 11)

FCVTAU <Wd>, <Hn>

Encoding for the Half-precision to 64-bit variant (FEAT_FP16)

Applies when (sf == 1 && ftype == 11)

FCVTAU <Xd>, <Hn>

Encoding for the Single-precision to 32-bit variant (FEAT_FP)

Applies when (sf == 0 && ftype == 00)

FCVTAU <Wd>, <Sn>

Encoding for the Single-precision to 64-bit variant (FEAT_FP)

Applies when (sf == 1 && ftype == 00)

FCVTAU <Xd>, <Sn>

Encoding for the Double-precision to 32-bit variant (FEAT_FP)

Applies when (sf == 0 && ftype == 01)

FCVTAU <Wd>, <Dn>

Encoding for the Double-precision to 64-bit variant (FEAT_FP)

Applies when (sf == 1 && ftype == 01)

FCVTAU <Xd>, <Dn>

Decode for all variants of this encoding

```
if !IsFeatureImplemented(FEAT_FP) then EndOfDecode(Decode_UNDEF);
if ftype == '10' then EndOfDecode(Decode_UNDEF);
if ftype == '11' && !IsFeatureImplemented(FEAT_FP16) then EndOfDecode(Decode_UNDEF);

constant integer d = UInt(Rd);
constant integer n = UInt(Rn);

constant integer intsize = 32 << UInt(sf);
constant integer fltsize = 8 << UInt(ftype EOR '10');

constant FPRounding rounding = FPRounding_TIEAWAY;
constant boolean unsigned = TRUE;
```

Assembler Symbols

- | | |
|------|--|
| <Wd> | Is the 32-bit name of the general-purpose destination register, encoded in the "Rd" field. |
| <Hn> | Is the 16-bit name of the SIMD&FP source register, encoded in the "Rn" field. |

<Xd>	Is the 64-bit name of the general-purpose destination register, encoded in the "Rd" field.
<Sn>	Is the 32-bit name of the SIMD&FP source register, encoded in the "Rn" field.
<Dn>	Is the 64-bit name of the SIMD&FP source register, encoded in the "Rn" field.

Operation

```

CheckFPEEnabled64() ;

constant bits(fltsize) fltval = V[n, fltsize];
constant integer fracbits = 0;

X[d, intsize] = FPToFixed(fltval, fracbits, unsigned, FPCR, rounding, intsize);

```

Operational information

If FEAT_SME is implemented and the PE is in Streaming SVE mode, then any subsequent instruction which is dependent on the general-purpose register written by this instruction might be significantly delayed.

Internal version only: aarchmrs v2025-03_rel, pseudocode v2025-03_rel ; Build timestamp: 2025-03-21T17:41

Copyright © 2010-2025 Arm Limited or its affiliates. All rights reserved. This document is Non-Confidential.

FCVTAU (vector)

Floating-point convert to unsigned integer, rounding to nearest with ties to away (vector)

This instruction converts each element in a vector from a floating-point value to an unsigned integer value using the Round to Nearest with Ties to Away rounding mode and writes the result to the SIMD&FP destination register.

This instruction can generate a floating-point exception. Depending on the settings in FPCR, the exception results in either a flag being set in FPSR or a synchronous exception being generated. For more information, see *Floating-point exceptions and exception traps*.

Depending on the settings in the CPACR_EL1, CPTR_EL2, and CPTR_EL3 registers, and the current Security state and Exception level, an attempt to execute the instruction might be trapped.

It has encodings from 4 classes: [Scalar half-precision](#) , [Scalar single-precision and double-precision](#) , [Vector half-precision](#) and [Vector single-precision and double-precision](#)

Scalar half-precision
(FEAT_AdvSIMD && FEAT_FP16)

31	30	29	28	27	26	25	24	23	22	21	20	19	18	17	16	15	14	13	12	11	10	9	8	7	6	5	4	3	2	1	0
0	1	1	1	1	1	1	0	0	1	1	1	1	0	0	1	1	1	0	0	1	0	Rn				Rd					
U								a		opcode																					

Encoding

FCVTAU <Hd>, <Hn>

Decode for this encoding

```
if !IsFeatureImplemented(FEAT_AdvSIMD) || !IsFeatureImplemented(FEAT_FP16) then
    EndOfDecode(Decode_UNDEF);
constant integer d = UInt(Rd);
constant integer n = UInt(Rn);
constant integer esize = 16;
constant integer datasize = esize;
constant integer elements = 1;
constant FPRounding rounding = FPRounding_TIEAWAY;
constant boolean unsigned = TRUE;
```

Scalar single-precision and double-precision
(FEAT_AdvSIMD)

31	30	29	28	27	26	25	24	23	22	21	20	19	18	17	16	15	14	13	12	11	10	9	8	7	6	5	4	3	2	1	0
0	1	1	1	1	1	1	0	0	sz	1	0	0	0	0	1	1	1	0	0	1	0	Rn				Rd					
U										opcode																					

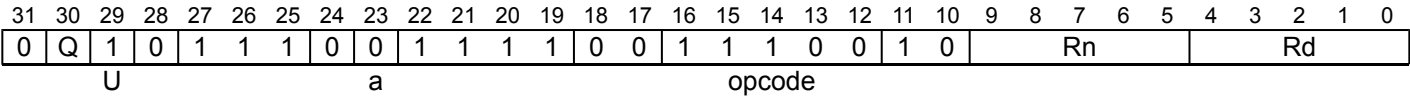
Encoding

FCVTAU <V><d>, <V><n>

Decode for this encoding

```
if !IsFeatureImplemented(FEAT_AdvSIMD) then EndOfDecode(Decode_UNDEF);
constant integer d = UInt(Rd);
constant integer n = UInt(Rn);
constant integer esize = 32 << UInt(sz);
constant integer datasize = esize;
constant integer elements = 1;
constant FPRounding rounding = FPRounding_TIEAWAY;
constant boolean unsigned = TRUE;
```

Vector half-precision
(FEAT_AdvSIMD && FEAT_FP16)



Encoding

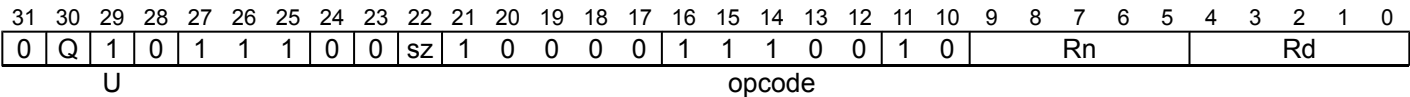
```
FCVTAU <Vd>.<T>, <Vn>.<T>
```

Decode for this encoding

```
if !IsFeatureImplemented(FEAT_AdvSIMD) || !IsFeatureImplemented(FEAT_FP16) then
    EndOfDecode(Decode_UNDEF);
constant integer d = UInt(Rd);
constant integer n = UInt(Rn);

constant integer esize = 16;
constant integer datasize = 64 << UInt(Q);
constant integer elements = datasize DIV esize;
constant FPRounding rounding = FPRounding_TIEAWAY;
constant boolean unsigned = TRUE;
```

Vector single-precision and double-precision
(FEAT_AdvSIMD)



Encoding

```
FCVTAU <Vd>.<T>, <Vn>.<T>
```

Decode for this encoding

```
if !IsFeatureImplemented(FEAT_AdvSIMD) then EndOfDecode(Decode_UNDEF);
if sz:Q == '10' then EndOfDecode(Decode_UNDEF);
constant integer d = UInt(Rd);
constant integer n = UInt(Rn);
constant integer esize = 32 << UInt(sz);
constant integer datasize = 64 << UInt(Q);
constant integer elements = datasize DIV esize;
constant FPRounding rounding = FPRounding_TIEAWAY;
constant boolean unsigned = TRUE;
```

Assembler Symbols

- <Hd> Is the 16-bit name of the SIMD&FP destination register, encoded in the "Rd" field.
- <Hn> Is the 16-bit name of the SIMD&FP source register, encoded in the "Rn" field.
- <V> Is a width specifier, encoded in “sz”:

sz	<V>
0	S
1	D
- <d> Is the number of the SIMD&FP destination register, encoded in the "Rd" field.
- <n> Is the number of the SIMD&FP source register, encoded in the "Rn" field.
- <Vd> Is the name of the SIMD&FP destination register, encoded in the "Rd" field.

<T> For the "Vector half-precision" variant: is an arrangement specifier, encoded in “Q”:

Q	<T>
0	4H
1	8H

For the "Vector single-precision and double-precision" variant: is an arrangement specifier, encoded in “sz:Q”:

sz	Q	<T>
0	0	2S
0	1	4S
1	0	RESERVED
1	1	2D

<Vn> Is the name of the SIMD&FP source register, encoded in the "Rn" field.

Operation

```
if elements == 1 && IsFeatureImplemented(FEAT_FPRCVT) then
    CheckFPEnabled64\(\);
else
    CheckFPAdvSIMDEnabled64\(\);

constant bits(datasize) operand = V[n, datasize];

constant boolean merge = elements == 1 && IsMerging(FPCR);
bits(128) result = if merge then V[d, 128] else Zeros(128);
constant integer fracbits = 0;
bits(esize) element;

for e = 0 to elements-1
    element = Elem[operand, e, esize];
    Elem[result, e, esize] = FPToFixed(element, fracbits, unsigned, FPCR, rounding, esize);

V[d, 128] = result;
```

FCVTL, FCVTL2

Floating-point convert to higher precision long (vector)

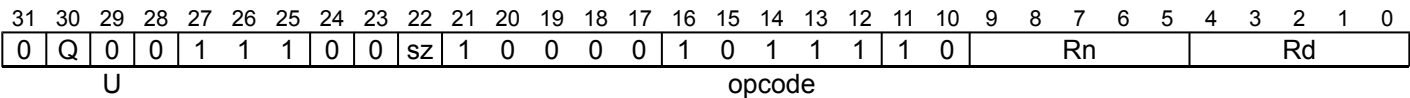
This instruction reads each element in a vector in the SIMD&FP source register, converts each value to double the precision of the source element using the rounding mode that is determined by the FPCR, and writes each result to the equivalent element of the vector in the SIMD&FP destination register.

Where the operation lengthens a 64-bit vector to a 128-bit vector, the FCVTL2 variant operates on the elements in the top 64 bits of the source register.

This instruction can generate a floating-point exception. Depending on the settings in FPCR, the exception results in either a flag being set in FPSR or a synchronous exception being generated. For more information, see *Floating-point exceptions and exception traps*.

Depending on the settings in the CPACR_EL1, CPTR_EL2, and CPTR_EL3 registers, and the current Security state and Exception level, an attempt to execute the instruction might be trapped.

Vector single-precision and double-precision
(FEAT_AdvSIMD)



Encoding

FCVTL{2} <Vd>.<Ta>, <Vn>.<Tb>

Decode for this encoding

```
if !IsFeatureImplemented(FEAT_AdvSIMD) then EndOfDecode(Decode_UNDEF);
constant integer d = UInt(Rd);
constant integer n = UInt(Rn);

constant integer esize = 16 << UInt(sz);
constant integer datasize = 64;
constant integer part = UInt(Q);
constant integer elements = datasize DIV esize;
```

Assembler Symbols

2 Is the second and upper half specifier. If present it causes the operation to be performed on the upper 64 bits of the registers holding the narrower elements, and is encoded in “Q”:

Q 2	
0	[absent]
1	[present]

<Vd> Is the name of the SIMD&FP destination register, encoded in the "Rd" field.

<Ta> Is an arrangement specifier, encoded in “sz”:

sz	<Ta>
0	4S
1	2D

<Vn> Is the name of the SIMD&FP source register, encoded in the "Rn" field.

<Tb> Is an arrangement specifier, encoded in “sz:Q”:

sz	Q	<Tb>
0	0	4H
0	1	8H
1	0	2S
1	1	4S

Operation

```
CheckFPAdvSIMDEnabled64();  
constant bits(datasize) operand = Vpart[n, part, datasize];  
bits(2*datasize) result;  
  
for e = 0 to elements-1  
    Elem[result, e, 2*esize] = FPConvert(Elem[operand, e, esize], FPCR, 2 * esize);  
  
V[d, 2*datasize] = result;
```

Internal version only: aarchmrs v2025-03_rel, pseudocode v2025-03_rel ; Build timestamp: 2025-03-21T17:41

Copyright © 2010-2025 Arm Limited or its affiliates. All rights reserved. This document is Non-Confidential.

FCVTMS (scalar SIMD&FP)

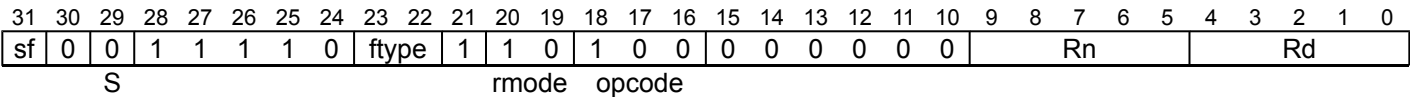
Floating-point convert to signed integer, rounding toward minus infinity (scalar SIMD&FP)

This instruction converts the floating-point value in the SIMD&FP source register to a 32-bit or 64-bit signed integer using the Round toward Minus Infinity rounding mode, and writes the result to the SIMD&FP destination register.

This instruction can generate a floating-point exception. Depending on the settings in FPCR, the exception results in either a flag being set in FPSR or a synchronous exception being generated. For more information, see [Floating-point exceptions and exception traps](#).

Depending on the settings in the CPACR_EL1, CPTR_EL2, and CPTR_EL3 registers, and the current Security state and Exception level, an attempt to execute the instruction might be trapped.

Floating-point (FEAT_FPRCVT)



Encoding for the Half-precision to 32-bit variant

Applies when (sf == 0 && ftype == 11)

```
FCVTMS <Sd>, <Hn>
```

Encoding for the Half-precision to 64-bit variant

Applies when (sf == 1 && ftype == 11)

```
FCVTMS <Dd>, <Hn>
```

Encoding for the Single-precision to 64-bit variant

Applies when (sf == 1 && ftype == 00)

```
FCVTMS <Dd>, <Sn>
```

Encoding for the Double-precision to 32-bit variant

Applies when (sf == 0 && ftype == 01)

```
FCVTMS <Sd>, <Dn>
```

Decode for all variants of this encoding

```
if !IsFeatureImplemented(FEAT_FPRCVT) then EndOfDecode(Decode_UNDEF);
constant integer d = UInt(Rd);
constant integer n = UInt(Rn);

constant integer intsize = 32 << UInt(sf);
constant integer fltsize = 8 << UInt(ftype EOR '10');
```

Assembler Symbols

- <Sd> Is the 32-bit name of the SIMD&FP destination register, encoded in the "Rd" field.
- <Hn> Is the 16-bit name of the SIMD&FP source register, encoded in the "Rn" field.
- <Dd> Is the 64-bit name of the SIMD&FP destination register, encoded in the "Rd" field.
- <Sn> Is the 32-bit name of the SIMD&FP source register, encoded in the "Rn" field.
- <Dn> Is the 64-bit name of the SIMD&FP source register, encoded in the "Rn" field.

Operation

```
CheckFPEEnabled64();  
  
bits(fltsize) fltval;  
bits(intsize) intval;  
constant boolean merge = IsMerging(FPCR);  
bits(128) result = if merge then V[d, 128] else Zeros(128);  
  
fltval = V[n, fltsize];  
intval = FPToFixed(fltval, 0, FALSE, FPCR, FPRounding\_NEGINF, intsize);  
Elem[result, 0, intsize] = intval;  
  
V[d, 128] = result;
```

Internal version only: aarchmrs v2025-03_rel, pseudocode v2025-03_rel ; Build timestamp: 2025-03-21T17:41

Copyright © 2010-2025 Arm Limited or its affiliates. All rights reserved. This document is Non-Confidential.

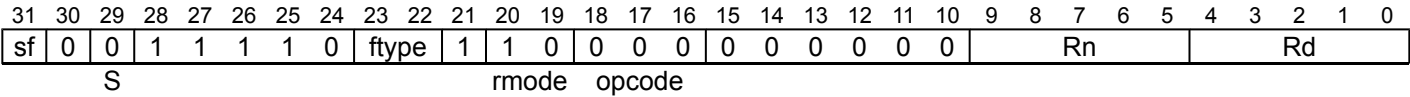
FCVTMS (scalar)

Floating-point convert to signed integer, rounding toward minus infinity (scalar)

This instruction converts the floating-point value in the SIMD&FP source register to a 32-bit or 64-bit signed integer using the Round towards Minus Infinity rounding mode, and writes the result to the general-purpose destination register.

This instruction can generate a floating-point exception. Depending on the settings in FPCR, the exception results in either a flag being set in FPSR or a synchronous exception being generated. For more information, see *Floating-point exceptions and exception traps*.

Depending on the settings in the CPACR_EL1, CPTR_EL2, and CPTR_EL3 registers, and the current Security state and Exception level, an attempt to execute the instruction might be trapped.



Encoding for the Half-precision to 32-bit variant (FEAT_FP16)

Applies when (sf == 0 && ftype == 11)

```
FCVTMS <Wd>, <Hn>
```

Encoding for the Half-precision to 64-bit variant (FEAT_FP16)

Applies when (sf == 1 && ftype == 11)

```
FCVTMS <Xd>, <Hn>
```

Encoding for the Single-precision to 32-bit variant (FEAT_FP)

Applies when (sf == 0 && ftype == 00)

```
FCVTMS <Wd>, <Sn>
```

Encoding for the Single-precision to 64-bit variant (FEAT_FP)

Applies when (sf == 1 && ftype == 00)

```
FCVTMS <Xd>, <Sn>
```

Encoding for the Double-precision to 32-bit variant (FEAT_FP)

Applies when (sf == 0 && ftype == 01)

```
FCVTMS <Wd>, <Dn>
```

Encoding for the Double-precision to 64-bit variant (FEAT_FP)

Applies when (sf == 1 && ftype == 01)

```
FCVTMS <Xd>, <Dn>
```

Decode for all variants of this encoding

```
if !IsFeatureImplemented(FEAT_FP) then EndOfDecode(Decode\_UNDEF);
if ftype == '10' then EndOfDecode(Decode\_UNDEF);
if ftype == '11' && !IsFeatureImplemented(FEAT_FP16) then EndOfDecode(Decode\_UNDEF);

constant integer d = UInt(Rd);
constant integer n = UInt(Rn);

constant integer intsize = 32 << UInt(sf);
constant integer fltsize = 8 << UInt(ftype EOR '10');

constant FPRounding rounding = FPRounding\_NEGINF;
constant boolean unsigned      = FALSE;
```

Assembler Symbols

- | | |
|------|--|
| <Wd> | Is the 32-bit name of the general-purpose destination register, encoded in the "Rd" field. |
| <Hn> | Is the 16-bit name of the SIMD&FP source register, encoded in the "Rn" field. |

<Xd>	Is the 64-bit name of the general-purpose destination register, encoded in the "Rd" field.
<Sn>	Is the 32-bit name of the SIMD&FP source register, encoded in the "Rn" field.
<Dn>	Is the 64-bit name of the SIMD&FP source register, encoded in the "Rn" field.

Operation

```

CheckFPEnabled64() ;

constant bits(fltsize) fltval = V[n, fltsize];
constant integer fracbits = 0;

X[d, intsize] = FPToFixed(fltval, fracbits, unsigned, FPCR, rounding, intsize);

```

Operational information

If FEAT_SME is implemented and the PE is in Streaming SVE mode, then any subsequent instruction which is dependent on the general-purpose register written by this instruction might be significantly delayed.

Internal version only: aarchmrs v2025-03_rel, pseudocode v2025-03_rel ; Build timestamp: 2025-03-21T17:41

Copyright © 2010-2025 Arm Limited or its affiliates. All rights reserved. This document is Non-Confidential.

FCVTMS (vector)

Floating-point convert to signed integer, rounding toward minus infinity (vector)

This instruction converts a scalar or each element in a vector from a floating-point value to a signed integer value using the Round towards Minus Infinity rounding mode, and writes the result to the SIMD&FP destination register.

This instruction can generate a floating-point exception. Depending on the settings in FPCR, the exception results in either a flag being set in FPSR or a synchronous exception being generated. For more information, see [Floating-point exceptions and exception traps](#).

Depending on the settings in the CPACR_EL1, CPTR_EL2, and CPTR_EL3 registers, and the current Security state and Exception level, an attempt to execute the instruction might be trapped.

It has encodings from 4 classes: [Scalar half-precision](#) , [Scalar single-precision and double-precision](#) , [Vector half-precision](#) and [Vector single-precision and double-precision](#)

Scalar half-precision (FEAT_AdvSIMD && FEAT_FP16)

31	30	29	28	27	26	25	24	23	22	21	20	19	18	17	16	15	14	13	12	11	10	9	8	7	6	5	4	3	2	1	0
0	1	0	1	1	1	1	0	0	1	1	1	1	0	0	1	1	0	1	1	1	0	Rn				Rd					
U				o2				o1																							

Encoding

FCVTMS <Hd>, <Hn>

Decode for this encoding

```
if !IsFeatureImplemented(FEAT_AdvSIMD) || !IsFeatureImplemented(FEAT_FP16) then
    EndOfDecode(Decode_UNDEF);
constant integer d = UInt(Rd);
constant integer n = UInt(Rn);
constant integer esize = 16;
constant integer datasize = esize;
constant integer elements = 1;
constant FPRounding rounding = FPDecodeRounding(o1:o2);
constant boolean unsigned = FALSE;
```

Scalar single-precision and double-precision (FEAT_AdvSIMD)

31	30	29	28	27	26	25	24	23	22	21	20	19	18	17	16	15	14	13	12	11	10	9	8	7	6	5	4	3	2	1	0
0	1	0	1	1	1	1	0	0	sz	1	0	0	0	0	1	1	0	1	1	1	0	Rn				Rd					
U				o2				o1																							

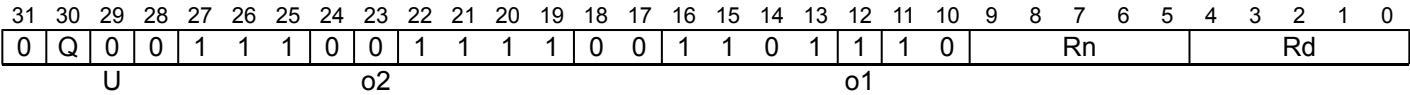
Encoding

FCVTMS <V><d>, <V><n>

Decode for this encoding

```
if !IsFeatureImplemented(FEAT_AdvSIMD) then EndOfDecode(Decode_UNDEF);
constant integer d = UInt(Rd);
constant integer n = UInt(Rn);
constant integer esize = 32 << UInt(sz);
constant integer datasize = esize;
constant integer elements = 1;
constant FPRounding rounding = FPDecodeRounding(o1:o2);
constant boolean unsigned = FALSE;
```

Vector half-precision
(FEAT_AdvSIMD && FEAT_FP16)



Encoding

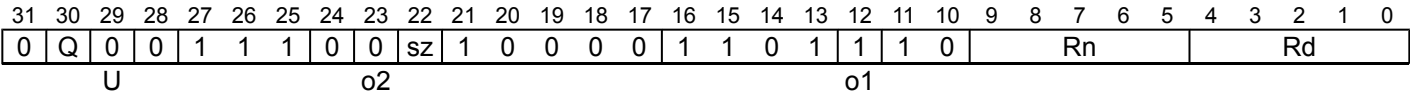
```
FCVTMS <Vd>.<T>, <Vn>.<T>
```

Decode for this encoding

```
if !IsFeatureImplemented(FEAT_AdvSIMD) || !IsFeatureImplemented(FEAT_FP16) then
    EndOfDecode(Decode_UNDEF);
constant integer d = UInt(Rd);
constant integer n = UInt(Rn);

constant integer esize = 16;
constant integer datasize = 64 << UInt(Q);
constant integer elements = datasize DIV esize;
constant FPRounding rounding = FPDecodeRounding(o1:o2);
constant boolean unsigned = FALSE;
```

Vector single-precision and double-precision
(FEAT_AdvSIMD)



Encoding

```
FCVTMS <Vd>.<T>, <Vn>.<T>
```

Decode for this encoding

```
if !IsFeatureImplemented(FEAT_AdvSIMD) then EndOfDecode(Decode_UNDEF);
if sz:Q == '10' then EndOfDecode(Decode_UNDEF);
constant integer d = UInt(Rd);
constant integer n = UInt(Rn);
constant integer esize = 32 << UInt(sz);
constant integer datasize = 64 << UInt(Q);
constant integer elements = datasize DIV esize;
constant FPRounding rounding = FPDecodeRounding(o1:o2);
constant boolean unsigned = FALSE;
```

Assembler Symbols

- <Hd> Is the 16-bit name of the SIMD&FP destination register, encoded in the "Rd" field.
- <Hn> Is the 16-bit name of the SIMD&FP source register, encoded in the "Rn" field.
- <V> Is a width specifier, encoded in “sz”:

sz	<V>
0	S
1	D
- <d> Is the number of the SIMD&FP destination register, encoded in the "Rd" field.
- <n> Is the number of the SIMD&FP source register, encoded in the "Rn" field.
- <Vd> Is the name of the SIMD&FP destination register, encoded in the "Rd" field.

<T> For the "Vector half-precision" variant: is an arrangement specifier, encoded in “Q”:

Q	<T>
0	4H
1	8H

For the "Vector single-precision and double-precision" variant: is an arrangement specifier, encoded in “sz:Q”:

sz	Q	<T>
0	0	2S
0	1	4S
1	0	RESERVED
1	1	2D

<Vn> Is the name of the SIMD&FP source register, encoded in the "Rn" field.

Operation

```
if elements == 1 && IsFeatureImplemented(FEAT_FPRCVT) then
    CheckFPEnabled64\(\);
else
    CheckFPAdvSIMDEnabled64\(\);

constant bits(datasize) operand = V[n, datasize];

constant boolean merge = elements == 1 && IsMerging(FPCR);
bits(128) result = if merge then V[d, 128] else Zeros(128);
constant integer fracbits = 0;
bits(esize) element;

for e = 0 to elements-1
    element = Elem[operand, e, esize];
    Elem[result, e, esize] = FPToFixed(element, fracbits, unsigned, FPCR, rounding, esize);

V[d, 128] = result;
```

FCVTMU (scalar SIMD&FP)

Floating-point convert to unsigned integer, rounding toward minus infinity (scalar SIMD&FP)

This instruction converts the floating-point value in the SIMD&FP source register to a 32-bit or 64-bit unsigned integer using the Round toward Minus Infinity rounding mode, and writes the result to the SIMD&FP destination register.

This instruction can generate a floating-point exception. Depending on the settings in FPCR, the exception results in either a flag being set in FPSR or a synchronous exception being generated. For more information, see [Floating-point exceptions and exception traps](#).

Depending on the settings in the CPACR_EL1, CPTR_EL2, and CPTR_EL3 registers, and the current Security state and Exception level, an attempt to execute the instruction might be trapped.

Floating-point (FEAT_FPRCVT)

31	30	29	28	27	26	25	24	23	22	21	20	19	18	17	16	15	14	13	12	11	10	9	8	7	6	5	4	3	2	1	0
sf		0	0	1	1	1	1	0	ftype		1	1	0	1	0	1	0	0	0	0	0	0	Rn				Rd				
S								rmode				opcode																			

Encoding for the Half-precision to 32-bit variant

Applies when (sf == 0 && ftype == 11)

FCVTMU <Sd>, <Hn>

Encoding for the Half-precision to 64-bit variant

Applies when (sf == 1 && ftype == 11)

FCVTMU <Dd>, <Hn>

Encoding for the Single-precision to 64-bit variant

Applies when (sf == 1 && ftype == 00)

FCVTMU <Dd>, <Sn>

Encoding for the Double-precision to 32-bit variant

Applies when (sf == 0 && ftype == 01)

FCVTMU <Sd>, <Dn>

Decode for all variants of this encoding

```
if !IsFeatureImplemented(FEAT_FPRCVT) then EndOfDecode(Decode_UNDEF);
constant integer d = UInt(Rd);
constant integer n = UInt(Rn);

constant integer intsize = 32 << UInt(sf);
constant integer fltsize = 8 << UInt(ftype EOR '10');
```

Assembler Symbols

- <Sd> Is the 32-bit name of the SIMD&FP destination register, encoded in the "Rd" field.
- <Hn> Is the 16-bit name of the SIMD&FP source register, encoded in the "Rn" field.
- <Dd> Is the 64-bit name of the SIMD&FP destination register, encoded in the "Rd" field.
- <Sn> Is the 32-bit name of the SIMD&FP source register, encoded in the "Rn" field.
- <Dn> Is the 64-bit name of the SIMD&FP source register, encoded in the "Rn" field.

Operation

```
CheckFPEEnabled64();  
  
bits(fltsize) fltval;  
bits(intsize) intval;  
constant boolean merge = IsMerging(FPCR);  
bits(128) result = if merge then V[d, 128] else Zeros(128);  
  
fltval = V[n, fltsize];  
intval = FPToFixed(fltval, 0, TRUE, FPCR, FPRounding\_NEGINF, intsize);  
Elem[result, 0, intsize] = intval;  
  
V[d, 128] = result;
```

Internal version only: aarchmrs v2025-03_rel, pseudocode v2025-03_rel ; Build timestamp: 2025-03-21T17:41

Copyright © 2010-2025 Arm Limited or its affiliates. All rights reserved. This document is Non-Confidential.

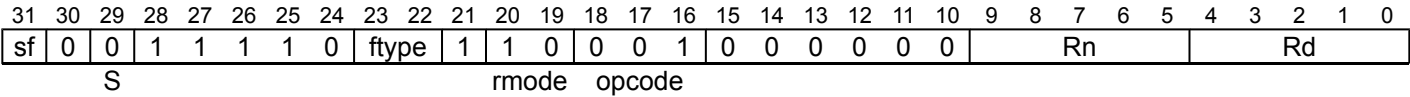
FCVTMU (scalar)

Floating-point convert to unsigned integer, rounding toward minus infinity (scalar)

This instruction converts the floating-point value in the SIMD&FP source register to a 32-bit or 64-bit unsigned integer using the Round towards Minus Infinity rounding mode, and writes the result to the general-purpose destination register.

This instruction can generate a floating-point exception. Depending on the settings in FPCR, the exception results in either a flag being set in FPSR or a synchronous exception being generated. For more information, see *Floating-point exceptions and exception traps*.

Depending on the settings in the CPACR_EL1, CPTR_EL2, and CPTR_EL3 registers, and the current Security state and Exception level, an attempt to execute the instruction might be trapped.



Encoding for the Half-precision to 32-bit variant (FEAT_FP16)

Applies when (sf == 0 && ftype == 11)

FCVTMU <Wd>, <Hn>

Encoding for the Half-precision to 64-bit variant (FEAT_FP16)

Applies when (sf == 1 && ftype == 11)

FCVTMU <Xd>, <Hn>

Encoding for the Single-precision to 32-bit variant (FEAT_FP)

Applies when (sf == 0 && ftype == 00)

FCVTMU <Wd>, <Sn>

Encoding for the Single-precision to 64-bit variant (FEAT_FP)

Applies when (sf == 1 && ftype == 00)

FCVTMU <Xd>, <Sn>

Encoding for the Double-precision to 32-bit variant (FEAT_FP)

Applies when (sf == 0 && ftype == 01)

FCVTMU <Wd>, <Dn>

Encoding for the Double-precision to 64-bit variant (FEAT_FP)

Applies when (sf == 1 && ftype == 01)

FCVTMU <Xd>, <Dn>

Decode for all variants of this encoding

```
if !IsFeatureImplemented(FEAT_FP) then EndOfDecode(Decode\_UNDEF);
if ftype == '10' then EndOfDecode(Decode\_UNDEF);
if ftype == '11' && !IsFeatureImplemented(FEAT_FP16) then EndOfDecode(Decode\_UNDEF);

constant integer d = UInt(Rd);
constant integer n = UInt(Rn);

constant integer intsize = 32 << UInt(sf);
constant integer fltsize = 8 << UInt(ftype EOR '10');

constant FPRounding rounding = FPRounding\_NEGINF;
constant boolean unsigned      = TRUE;
```

Assembler Symbols

- | | |
|------|--|
| <Wd> | Is the 32-bit name of the general-purpose destination register, encoded in the "Rd" field. |
| <Hn> | Is the 16-bit name of the SIMD&FP source register, encoded in the "Rn" field. |

<Xd>	Is the 64-bit name of the general-purpose destination register, encoded in the "Rd" field.
<Sn>	Is the 32-bit name of the SIMD&FP source register, encoded in the "Rn" field.
<Dn>	Is the 64-bit name of the SIMD&FP source register, encoded in the "Rn" field.

Operation

```

CheckFPEnabled64() ;

constant bits(fltsize) fltval = V[n, fltsize];
constant integer fracbits = 0;

X[d, intsize] = FPToFixed(fltval, fracbits, unsigned, FPCR, rounding, intsize);

```

Operational information

If FEAT_SME is implemented and the PE is in Streaming SVE mode, then any subsequent instruction which is dependent on the general-purpose register written by this instruction might be significantly delayed.

Internal version only: aarchmrs v2025-03_rel, pseudocode v2025-03_rel ; Build timestamp: 2025-03-21T17:41

Copyright © 2010-2025 Arm Limited or its affiliates. All rights reserved. This document is Non-Confidential.

FCVTMU (vector)

Floating-point convert to unsigned integer, rounding toward minus infinity (vector)

This instruction converts a scalar or each element in a vector from a floating-point value to an unsigned integer value using the Round towards Minus Infinity rounding mode, and writes the result to the SIMD&FP destination register.

This instruction can generate a floating-point exception. Depending on the settings in FPCR, the exception results in either a flag being set in FPSR or a synchronous exception being generated. For more information, see [Floating-point exceptions and exception traps](#).

Depending on the settings in the CPACR_EL1, CPTR_EL2, and CPTR_EL3 registers, and the current Security state and Exception level, an attempt to execute the instruction might be trapped.

It has encodings from 4 classes: [Scalar half-precision](#) , [Scalar single-precision and double-precision](#) , [Vector half-precision](#) and [Vector single-precision and double-precision](#)

Scalar half-precision (FEAT_AdvSIMD && FEAT_FP16)

31	30	29	28	27	26	25	24	23	22	21	20	19	18	17	16	15	14	13	12	11	10	9	8	7	6	5	4	3	2	1	0
0	1	1	1	1	1	1	0	0	1	1	1	1	0	0	1	1	0	1	1	1	0	Rn				Rd					
U								o2				o1																			

Encoding

FCVTMU <Hd>, <Hn>

Decode for this encoding

```
if !IsFeatureImplemented(FEAT_AdvSIMD) || !IsFeatureImplemented(FEAT_FP16) then
    EndOfDecode(Decode_UNDEF);
constant integer d = UInt(Rd);
constant integer n = UInt(Rn);
constant integer esize = 16;
constant integer datasize = esize;
constant integer elements = 1;
constant FPRounding rounding = FPDecodeRounding(o1:o2);
constant boolean unsigned = TRUE;
```

Scalar single-precision and double-precision (FEAT_AdvSIMD)

31	30	29	28	27	26	25	24	23	22	21	20	19	18	17	16	15	14	13	12	11	10	9	8	7	6	5	4	3	2	1	0
0	1	1	1	1	1	1	0	0	sz	1	0	0	0	0	1	1	0	1	1	1	0	Rn				Rd					
U								o2				o1																			

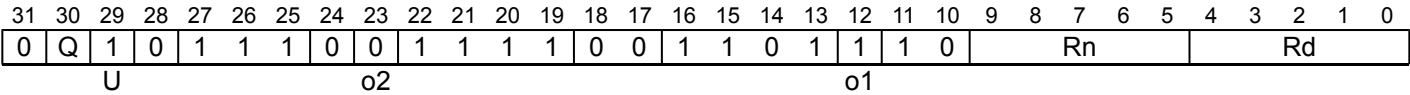
Encoding

FCVTMU <V><d>, <V><n>

Decode for this encoding

```
if !IsFeatureImplemented(FEAT_AdvSIMD) then EndOfDecode(Decode_UNDEF);
constant integer d = UInt(Rd);
constant integer n = UInt(Rn);
constant integer esize = 32 << UInt(sz);
constant integer datasize = esize;
constant integer elements = 1;
constant FPRounding rounding = FPDecodeRounding(o1:o2);
constant boolean unsigned = TRUE;
```

Vector half-precision
(FEAT_AdvSIMD && FEAT_FP16)



Encoding

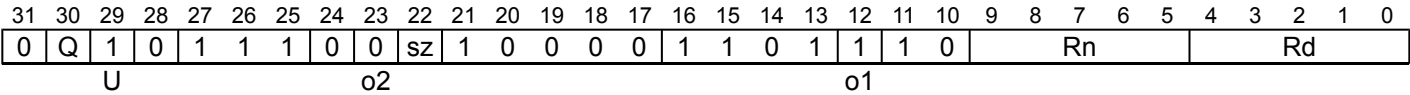
```
FCVTMU <Vd>.<T>, <Vn>.<T>
```

Decode for this encoding

```
if !IsFeatureImplemented(FEAT_AdvSIMD) || !IsFeatureImplemented(FEAT_FP16) then
    EndOfDecode(Decode_UNDEF);
constant integer d = UInt(Rd);
constant integer n = UInt(Rn);

constant integer esize = 16;
constant integer datasize = 64 << UInt(Q);
constant integer elements = datasize DIV esize;
constant FPRounding rounding = FPDecodeRounding(o1:o2);
constant boolean unsigned = TRUE;
```

Vector single-precision and double-precision
(FEAT_AdvSIMD)



Encoding

```
FCVTMU <Vd>.<T>, <Vn>.<T>
```

Decode for this encoding

```
if !IsFeatureImplemented(FEAT_AdvSIMD) then EndOfDecode(Decode_UNDEF);
if sz:Q == '10' then EndOfDecode(Decode_UNDEF);
constant integer d = UInt(Rd);
constant integer n = UInt(Rn);
constant integer esize = 32 << UInt(sz);
constant integer datasize = 64 << UInt(Q);
constant integer elements = datasize DIV esize;
constant FPRounding rounding = FPDecodeRounding(o1:o2);
constant boolean unsigned = TRUE;
```

Assembler Symbols

- <Hd> Is the 16-bit name of the SIMD&FP destination register, encoded in the "Rd" field.
- <Hn> Is the 16-bit name of the SIMD&FP source register, encoded in the "Rn" field.
- <V> Is a width specifier, encoded in “sz”:

sz	<V>
0	S
1	D
- <d> Is the number of the SIMD&FP destination register, encoded in the "Rd" field.
- <n> Is the number of the SIMD&FP source register, encoded in the "Rn" field.
- <Vd> Is the name of the SIMD&FP destination register, encoded in the "Rd" field.

<T> For the "Vector half-precision" variant: is an arrangement specifier, encoded in "Q":

Q	<T>
0	4H
1	8H

For the "Vector single-precision and double-precision" variant: is an arrangement specifier, encoded in "sz:Q":

sz	Q	<T>
0	0	2S
0	1	4S
1	0	RESERVED
1	1	2D

<Vn> Is the name of the SIMD&FP source register, encoded in the "Rn" field.

Operation

```
if elements == 1 && IsFeatureImplemented(FEAT_FPRCVT) then
    CheckFPEnabled64\(\);
else
    CheckFPAdvSIMDEnabled64\(\);

constant bits(datasize) operand = V[n, datasize];

constant boolean merge = elements == 1 && IsMerging(FPCR);
bits(128) result = if merge then V[d, 128] else Zeros(128);
constant integer fracbits = 0;
bits(esize) element;

for e = 0 to elements-1
    element = Elem[operand, e, esize];
    Elem[result, e, esize] = FPToFixed(element, fracbits, unsigned, FPCR, rounding, esize);

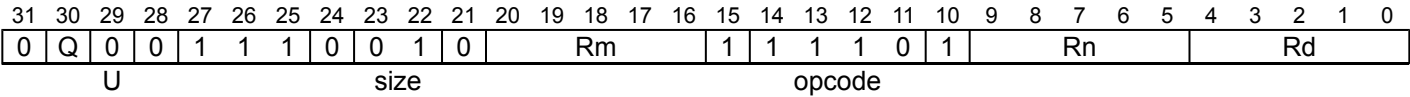
V[d, 128] = result;
```

FCVTN (half-precision to 8-bit floating-point)

Half-precision to 8-bit floating-point convert and narrow (vector)

This instruction converts half-precision elements of the two source vectors to 8-bit floating-point while scaling the values by $2^{SInt(FPMR.NSCALE[4:0])}$, and places the in-order results in the 8-bit elements of the destination vector.
The 8-bit floating-point encoding format is selected by FPMR.F8D.

Advanced SIMD (FEAT_FP8)



Encoding

FCVTN <Vd>.<Ta>, <Vn>.<Tb>, <Vm>.<Tb>

Decode for this encoding

```
if !IsFeatureImplemented(FEAT_FP8) then EndOfDecode(Decode_UNDEF);
constant integer d = UInt(Rd);
constant integer n = UInt(Rn);
constant integer m = UInt(Rm);
constant integer datasize = if Q == '1' then 128 else 64;
constant integer elements = datasize DIV 16;
```

Assembler Symbols

<Vd> Is the name of the SIMD&FP destination register, encoded in the "Rd" field.

<Ta> Is an arrangement specifier, encoded in “Q”:

Q	<Ta>
0	8B
1	16B

<Vn> Is the name of the first SIMD&FP source register, encoded in the "Rn" field.

<Tb> Is an arrangement specifier, encoded in “Q”:

Q	<Tb>
0	4H
1	8H

<Vm> Is the name of the second SIMD&FP source register, encoded in the "Rm" field.

Operation

```
CheckFPMREnabled(); CheckFPAdvSIMDEnabled64();
constant bits(datasize) operand1 = V[n, datasize];
constant bits(datasize) operand2 = V[m, datasize];
bits(datasize) result;

for e = 0 to elements-1
    Elem[result, 0*elements + e, 8] = FPConvertFP8(Elem[operand1, e, 16], FPCR, FPMR, 8);
    Elem[result, 1*elements + e, 8] = FPConvertFP8(Elem[operand2, e, 16], FPCR, FPMR, 8);
V[d, datasize] = result;
```


FCVTN, FCVTN2 (double to single-precision, single to half-precision)

Floating-point convert to lower precision narrow (vector)

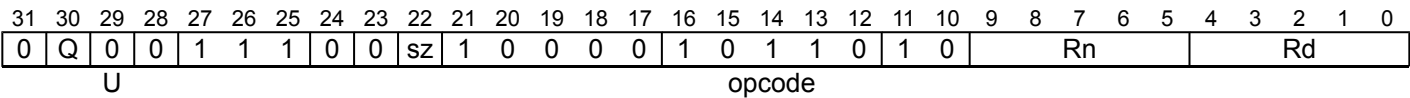
This instruction reads each vector element in the SIMD&FP source register, converts each result to half the precision of the source element, writes the final result to a vector, and writes the vector to the lower or upper half of the destination SIMD&FP register. The destination vector elements are half as long as the source vector elements. The rounding mode is determined by the FPCR.

FCVTN writes the vector to the lower half of the destination register and clears the upper half. FCVTN2 writes the vector to the upper half of the destination register without affecting the other bits of the register.

This instruction can generate a floating-point exception. Depending on the settings in FPCR, the exception results in either a flag being set in FPSR or a synchronous exception being generated. For more information, see *Floating-point exceptions and exception traps*.

Depending on the settings in the CPACR_EL1, CPTR_EL2, and CPTR_EL3 registers, and the current Security state and Exception level, an attempt to execute the instruction might be trapped.

Vector single-precision and double-precision (FEAT_AdvSIMD)



Encoding

FCVTN{2} <Vd>.<Tb>, <Vn>.<Ta>

Decode for this encoding

```
if !IsFeatureImplemented(FEAT_AdvSIMD) then EndOfDecode(Decode_UNDEF);
constant integer d = UInt(Rd);
constant integer n = UInt(Rn);

constant integer esize = 16 << UInt(sz);
constant integer datasize = 64;
constant integer part = UInt(Q);
constant integer elements = datasize DIV esize;
```

Assembler Symbols

2 Is the second and upper half specifier. If present it causes the operation to be performed on the upper 64 bits of the registers holding the narrower elements, and is encoded in “Q”:

Q	2
0	[absent]
1	[present]

<Vd> Is the name of the SIMD&FP destination register, encoded in the "Rd" field.

<Tb> Is an arrangement specifier, encoded in “sz:Q”:

sz	Q	<Tb>
0	0	4H
0	1	8H
1	0	2S
1	1	4S

<Vn> Is the name of the SIMD&FP source register, encoded in the "Rn" field.

<Ta> Is an arrangement specifier, encoded in “sz”:

sz	<Ta>
0	4S
1	2D

Operation

```

CheckFPAdvSIMDEnabled64();
constant bits(2*datasize) operand = V[n, 2*datasize];
bits(datasize) result;

for e = 0 to elements-1
    Elem[result, e, esize] = FPConvert(Elem[operand, e, 2*esize], FPCR, esize);

Vpart[d, part, datasize] = result;

```

Internal version only: aarchmrs v2025-03_rel, pseudocode v2025-03_rel ; Build timestamp: 2025-03-21T17:41

Copyright © 2010-2025 Arm Limited or its affiliates. All rights reserved. This document is Non-Confidential.

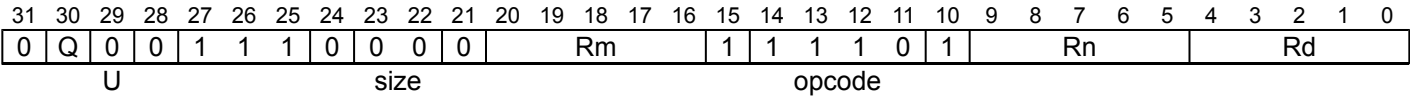
FCVTN, FCVTN2 (single-precision to 8-bit floating-point)

Single-precision to 8-bit floating-point convert and narrow (vector)

This instruction converts each single-precision element of the two source vectors to 8-bit floating-point while scaling the value by $2^{SInt(FPMR.NSCALE)}$, and places the in-order results in the 8-bit elements of the lower or upper half of the destination vector. FCVTN writes the results to the lower half of the destination vector and clears the upper half. FCVTN2 writes the results to the upper half of the destination vector without affecting the other bits of the vector.

The 8-bit floating-point encoding format is selected by FPMR.F8D.

Advanced SIMD (FEAT_FP8)



Encoding

FCVTN{2} <Vd>.<Ta>, <Vn>.4S, <Vm>.4S

Decode for this encoding

```
if !IsFeatureImplemented(FEAT_FP8) then EndOfDecode(Decode_UNDEF);
constant integer d = UInt(Rd);
constant integer n = UInt(Rn);
constant integer m = UInt(Rm);
constant integer part = UInt(Q);
constant integer elements = 128 DIV 32;
```

Assembler Symbols

2 Is the second and upper half specifier. If present it causes the operation to be performed on the upper 64 bits of the registers holding the narrower elements, and is encoded in “Q”:

Q	2
0	[absent]
1	[present]

<Vd> Is the name of the SIMD&FP destination register, encoded in the "Rd" field.

<Ta> Is an arrangement specifier, encoded in “Q”:

Q	<Ta>
0	8B
1	16B

<Vn> Is the name of the first SIMD&FP source register, encoded in the "Rn" field.

<Vm> Is the name of the second SIMD&FP source register, encoded in the "Rm" field.

Operation

```
CheckFPMREnabled(); CheckFPAdvSIMDEnabled64();  
constant bits(128) operand1 = V[n, 128];  
constant bits(128) operand2 = V[m, 128];  
bits(64) result;  
  
for e = 0 to elements-1  
    Elem[result, 0*elements + e, 8] = FPConvertFP8(Elem[operand1, e, 32], FPCR, FPMR, 8);  
    Elem[result, 1*elements + e, 8] = FPConvertFP8(Elem[operand2, e, 32], FPCR, FPMR, 8);  
  
Vpart[d, part, 64] = result;
```

Internal version only: aarchmrs v2025-03_rel, pseudocode v2025-03_rel ; Build timestamp: 2025-03-21T17:41

Copyright © 2010-2025 Arm Limited or its affiliates. All rights reserved. This document is Non-Confidential.

FCVTNS (scalar SIMD&FP)

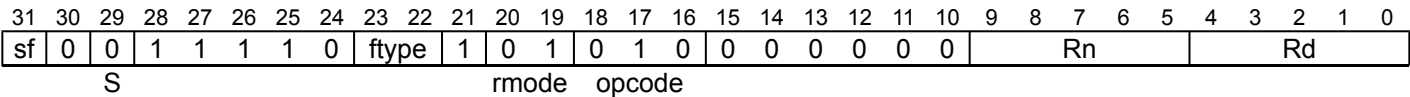
Floating-point convert to signed integer, rounding to nearest with ties to even (scalar SIMD&FP)

This instruction converts the floating-point value in the SIMD&FP source register to a 32-bit or 64-bit signed integer using the Round to Nearest with Ties to Even rounding mode, and writes the result to the SIMD&FP destination register.

This instruction can generate a floating-point exception. Depending on the settings in FPCR, the exception results in either a flag being set in FPSR or a synchronous exception being generated. For more information, see [Floating-point exceptions and exception traps](#).

Depending on the settings in the CPACR_EL1, CPTR_EL2, and CPTR_EL3 registers, and the current Security state and Exception level, an attempt to execute the instruction might be trapped.

Floating-point (FEAT_FPRCVT)



Encoding for the Half-precision to 32-bit variant

Applies when (sf == 0 && ftype == 11)

```
FCVTNS <Sd>, <Hn>
```

Encoding for the Half-precision to 64-bit variant

Applies when (sf == 1 && ftype == 11)

```
FCVTNS <Dd>, <Hn>
```

Encoding for the Single-precision to 64-bit variant

Applies when (sf == 1 && ftype == 00)

```
FCVTNS <Dd>, <Sn>
```

Encoding for the Double-precision to 32-bit variant

Applies when (sf == 0 && ftype == 01)

```
FCVTNS <Sd>, <Dn>
```

Decode for all variants of this encoding

```
if !IsFeatureImplemented(FEAT_FPRCVT) then EndOfDecode(Decode_UNDEF);
constant integer d = UInt(Rd);
constant integer n = UInt(Rn);

constant integer intsize = 32 << UInt(sf);
constant integer fltsize = 8 << UInt(ftype EOR '10');
```

Assembler Symbols

- <Sd> Is the 32-bit name of the SIMD&FP destination register, encoded in the "Rd" field.
- <Hn> Is the 16-bit name of the SIMD&FP source register, encoded in the "Rn" field.
- <Dd> Is the 64-bit name of the SIMD&FP destination register, encoded in the "Rd" field.
- <Sn> Is the 32-bit name of the SIMD&FP source register, encoded in the "Rn" field.
- <Dn> Is the 64-bit name of the SIMD&FP source register, encoded in the "Rn" field.

Operation

```
CheckFPEEnabled64();  
  
bits(fltsize) fltval;  
bits(intsize) intval;  
constant boolean merge = IsMerging(FPCR);  
bits(128) result = if merge then V[d, 128] else Zeros(128);  
  
fltval = V[n, fltsize];  
intval = FPToFixed(fltval, 0, FALSE, FPCR, FPRounding\_TIEEVEN, intsize);  
Elem[result, 0, intsize] = intval;  
  
V[d, 128] = result;
```

Internal version only: aarchmrs v2025-03_rel, pseudocode v2025-03_rel ; Build timestamp: 2025-03-21T17:41

Copyright © 2010-2025 Arm Limited or its affiliates. All rights reserved. This document is Non-Confidential.

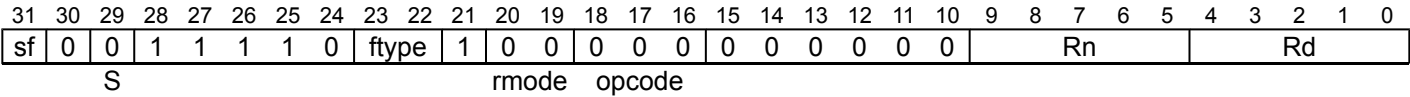
FCVTNS (scalar)

Floating-point convert to signed integer, rounding to nearest with ties to even (scalar)

This instruction converts the floating-point value in the SIMD&FP source register to a 32-bit or 64-bit signed integer using the Round to Nearest rounding mode, and writes the result to the general-purpose destination register.

This instruction can generate a floating-point exception. Depending on the settings in FPCR, the exception results in either a flag being set in FPSR or a synchronous exception being generated. For more information, see *Floating-point exceptions and exception traps*.

Depending on the settings in the CPACR_EL1, CPTR_EL2, and CPTR_EL3 registers, and the current Security state and Exception level, an attempt to execute the instruction might be trapped.



Encoding for the Half-precision to 32-bit variant (FEAT_FP16)

Applies when (sf == 0 && ftype == 11)

```
FCVTNS <Wd>, <Hn>
```

Encoding for the Half-precision to 64-bit variant (FEAT_FP16)

Applies when (sf == 1 && ftype == 11)

```
FCVTNS <Xd>, <Hn>
```

Encoding for the Single-precision to 32-bit variant (FEAT_FP)

Applies when (sf == 0 && ftype == 00)

```
FCVTNS <Wd>, <Sn>
```

Encoding for the Single-precision to 64-bit variant (FEAT_FP)

Applies when (sf == 1 && ftype == 00)

```
FCVTNS <Xd>, <Sn>
```

Encoding for the Double-precision to 32-bit variant (FEAT_FP)

Applies when (sf == 0 && ftype == 01)

```
FCVTNS <Wd>, <Dn>
```

Encoding for the Double-precision to 64-bit variant (FEAT_FP)

Applies when (sf == 1 && ftype == 01)

```
FCVTNS <Xd>, <Dn>
```

Decode for all variants of this encoding

```
if !IsFeatureImplemented(FEAT_FP) then EndOfDecode(Decode\_UNDEF);
if ftype == '10' then EndOfDecode(Decode\_UNDEF);
if ftype == '11' && !IsFeatureImplemented(FEAT_FP16) then EndOfDecode(Decode\_UNDEF);

constant integer d = UInt(Rd);
constant integer n = UInt(Rn);

constant integer intsize = 32 << UInt(sf);
constant integer fltsize = 8 << UInt(ftype EOR '10');

constant FPRounding rounding = FPRounding\_TIEEVEN;
constant boolean unsigned      = FALSE;
```

Assembler Symbols

<Wd>	Is the 32-bit name of the general-purpose destination register, encoded in the "Rd" field.
<Hn>	Is the 16-bit name of the SIMD&FP source register, encoded in the "Rn" field.

<Xd>	Is the 64-bit name of the general-purpose destination register, encoded in the "Rd" field.
<Sn>	Is the 32-bit name of the SIMD&FP source register, encoded in the "Rn" field.
<Dn>	Is the 64-bit name of the SIMD&FP source register, encoded in the "Rn" field.

Operation

```

CheckFPEnabled64() ;

constant bits(fltsize) fltval = V[n, fltsize];
constant integer fracbits = 0;

X[d, intsize] = FPToFixed(fltval, fracbits, unsigned, FPCR, rounding, intsize);

```

Operational information

If FEAT_SME is implemented and the PE is in Streaming SVE mode, then any subsequent instruction which is dependent on the general-purpose register written by this instruction might be significantly delayed.

Internal version only: aarchmrs v2025-03_rel, pseudocode v2025-03_rel ; Build timestamp: 2025-03-21T17:41

Copyright © 2010-2025 Arm Limited or its affiliates. All rights reserved. This document is Non-Confidential.

FCVTNS (vector)

Floating-point convert to signed integer, rounding to nearest with ties to even (vector)

This instruction converts a scalar or each element in a vector from a floating-point value to a signed integer value using the Round to Nearest rounding mode, and writes the result to the SIMD&FP destination register.

This instruction can generate a floating-point exception. Depending on the settings in FPCR, the exception results in either a flag being set in FPSR or a synchronous exception being generated. For more information, see [Floating-point exceptions and exception traps](#).

Depending on the settings in the CPACR_EL1, CPTR_EL2, and CPTR_EL3 registers, and the current Security state and Exception level, an attempt to execute the instruction might be trapped.

It has encodings from 4 classes: [Scalar half-precision](#) , [Scalar single-precision and double-precision](#) , [Vector half-precision](#) and [Vector single-precision and double-precision](#)

Scalar half-precision (FEAT_AdvSIMD && FEAT_FP16)

31	30	29	28	27	26	25	24	23	22	21	20	19	18	17	16	15	14	13	12	11	10	9	8	7	6	5	4	3	2	1	0
0	1	0	1	1	1	1	0	0	1	1	1	1	0	0	1	1	0	1	0	1	0	Rn				Rd					
U				o2				o1																							

Encoding

FCVTNS <Hd>, <Hn>

Decode for this encoding

```
if !IsFeatureImplemented(FEAT_AdvSIMD) || !IsFeatureImplemented(FEAT_FP16) then
    EndOfDecode(Decode_UNDEF);
constant integer d = UInt(Rd);
constant integer n = UInt(Rn);
constant integer esize = 16;
constant integer datasize = esize;
constant integer elements = 1;
constant FPRounding rounding = FPDecodeRounding(o1:o2);
constant boolean unsigned = FALSE;
```

Scalar single-precision and double-precision (FEAT_AdvSIMD)

31	30	29	28	27	26	25	24	23	22	21	20	19	18	17	16	15	14	13	12	11	10	9	8	7	6	5	4	3	2	1	0
0	1	0	1	1	1	1	0	0	sz	1	0	0	0	0	1	1	0	1	0	1	0	Rn				Rd					
U				o2				o1																							

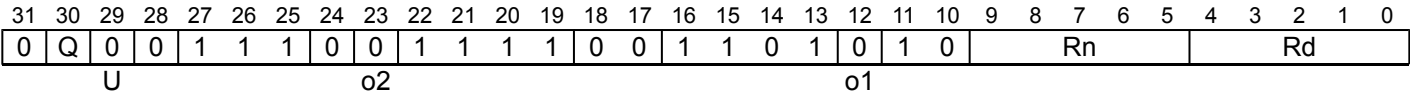
Encoding

FCVTNS <V><d>, <V><n>

Decode for this encoding

```
if !IsFeatureImplemented(FEAT_AdvSIMD) then EndOfDecode(Decode_UNDEF);
constant integer d = UInt(Rd);
constant integer n = UInt(Rn);
constant integer esize = 32 << UInt(sz);
constant integer datasize = esize;
constant integer elements = 1;
constant FPRounding rounding = FPDecodeRounding(o1:o2);
constant boolean unsigned = FALSE;
```

Vector half-precision
(FEAT_AdvSIMD && FEAT_FP16)



Encoding

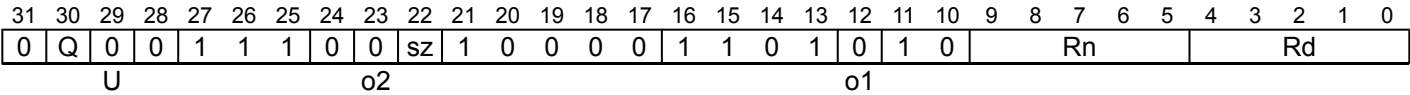
```
FCVTNS <Vd>.<T>, <Vn>.<T>
```

Decode for this encoding

```
if !IsFeatureImplemented(FEAT_AdvSIMD) || !IsFeatureImplemented(FEAT_FP16) then
    EndOfDecode(Decode_UNDEF);
constant integer d = UInt(Rd);
constant integer n = UInt(Rn);

constant integer esize = 16;
constant integer datasize = 64 << UInt(Q);
constant integer elements = datasize DIV esize;
constant FPRounding rounding = FPDecodeRounding(o1:o2);
constant boolean unsigned = FALSE;
```

Vector single-precision and double-precision
(FEAT_AdvSIMD)



Encoding

```
FCVTNS <Vd>.<T>, <Vn>.<T>
```

Decode for this encoding

```
if !IsFeatureImplemented(FEAT_AdvSIMD) then EndOfDecode(Decode_UNDEF);
if sz:Q == '10' then EndOfDecode(Decode_UNDEF);
constant integer d = UInt(Rd);
constant integer n = UInt(Rn);
constant integer esize = 32 << UInt(sz);
constant integer datasize = 64 << UInt(Q);
constant integer elements = datasize DIV esize;
constant FPRounding rounding = FPDecodeRounding(o1:o2);
constant boolean unsigned = FALSE;
```

Assembler Symbols

- <Hd> Is the 16-bit name of the SIMD&FP destination register, encoded in the "Rd" field.
- <Hn> Is the 16-bit name of the SIMD&FP source register, encoded in the "Rn" field.
- <V> Is a width specifier, encoded in “sz”:

sz	<V>
0	S
1	D
- <d> Is the number of the SIMD&FP destination register, encoded in the "Rd" field.
- <n> Is the number of the SIMD&FP source register, encoded in the "Rn" field.
- <Vd> Is the name of the SIMD&FP destination register, encoded in the "Rd" field.

<T> For the "Vector half-precision" variant: is an arrangement specifier, encoded in "Q":

Q	<T>
0	4H
1	8H

For the "Vector single-precision and double-precision" variant: is an arrangement specifier, encoded in "sz:Q":

sz	Q	<T>
0	0	2S
0	1	4S
1	0	RESERVED
1	1	2D

<Vn> Is the name of the SIMD&FP source register, encoded in the "Rn" field.

Operation

```
if elements == 1 && IsFeatureImplemented(FEAT_FPRCVT) then
    CheckFPEnabled64\(\);
else
    CheckFPAdvSIMDEnabled64\(\);

constant bits(datasize) operand = V[n, datasize];

constant boolean merge = elements == 1 && IsMerging(FPCR);
bits(128) result = if merge then V[d, 128] else Zeros(128);
constant integer fracbits = 0;
bits(esize) element;

for e = 0 to elements-1
    element = Elem[operand, e, esize];
    Elem[result, e, esize] = FPToFixed(element, fracbits, unsigned, FPCR, rounding, esize);

V[d, 128] = result;
```

FCVTNU (scalar SIMD&FP)

Floating-point convert to unsigned integer, rounding to nearest with ties to even (scalar SIMD&FP)

This instruction converts the floating-point value in the SIMD&FP source register to a 32-bit or 64-bit unsigned integer using the Round to Nearest with Ties to Even rounding mode, and writes the result to the SIMD&FP destination register.

This instruction can generate a floating-point exception. Depending on the settings in FPCR, the exception results in either a flag being set in FPSR or a synchronous exception being generated. For more information, see [Floating-point exceptions and exception traps](#).

Depending on the settings in the CPACR_EL1, CPTR_EL2, and CPTR_EL3 registers, and the current Security state and Exception level, an attempt to execute the instruction might be trapped.

Floating-point (FEAT_FPRCVT)

31	30	29	28	27	26	25	24	23	22	21	20	19	18	17	16	15	14	13	12	11	10	9	8	7	6	5	4	3	2	1	0
sf		0	0	1	1	1	1	0	ftype		1	0	1	0	1	1	0	0	0	0	0	0	Rn				Rd				
S								rmode				opcode																			

Encoding for the Half-precision to 32-bit variant

Applies when (sf == 0 && ftype == 11)

FCVTNU <Sd>, <Hn>

Encoding for the Half-precision to 64-bit variant

Applies when (sf == 1 && ftype == 11)

FCVTNU <Dd>, <Hn>

Encoding for the Single-precision to 64-bit variant

Applies when (sf == 1 && ftype == 00)

FCVTNU <Dd>, <Sn>

Encoding for the Double-precision to 32-bit variant

Applies when (sf == 0 && ftype == 01)

FCVTNU <Sd>, <Dn>

Decode for all variants of this encoding

```
if !IsFeatureImplemented(FEAT_FPRCVT) then EndOfDecode(Decode_UNDEF);
constant integer d = UInt(Rd);
constant integer n = UInt(Rn);

constant integer intsize = 32 << UInt(sf);
constant integer fltsize = 8 << UInt(ftype EOR '10');
```

Assembler Symbols

- <Sd> Is the 32-bit name of the SIMD&FP destination register, encoded in the "Rd" field.
- <Hn> Is the 16-bit name of the SIMD&FP source register, encoded in the "Rn" field.
- <Dd> Is the 64-bit name of the SIMD&FP destination register, encoded in the "Rd" field.
- <Sn> Is the 32-bit name of the SIMD&FP source register, encoded in the "Rn" field.
- <Dn> Is the 64-bit name of the SIMD&FP source register, encoded in the "Rn" field.

Operation

```
CheckFPEnabled64();  
  
bits(fltsize) fltval;  
bits(intsize) intval;  
constant boolean merge = IsMerging(FPCR);  
bits(128) result = if merge then V[d, 128] else Zeros(128);  
  
fltval = V[n, fltsize];  
intval = FPToFixed(fltval, 0, TRUE, FPCR, FPRounding\_TIEEVEN, intsize);  
Elem[result, 0, intsize] = intval;  
  
V[d, 128] = result;
```

Internal version only: aarchmrs v2025-03_rel, pseudocode v2025-03_rel ; Build timestamp: 2025-03-21T17:41

Copyright © 2010-2025 Arm Limited or its affiliates. All rights reserved. This document is Non-Confidential.

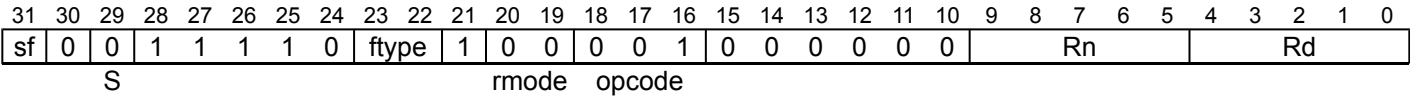
FCVTNU (scalar)

Floating-point convert to unsigned integer, rounding to nearest with ties to even (scalar)

This instruction converts the floating-point value in the SIMD&FP source register to a 32-bit or 64-bit unsigned integer using the Round to Nearest rounding mode, and writes the result to the general-purpose destination register.

This instruction can generate a floating-point exception. Depending on the settings in FPCR, the exception results in either a flag being set in FPSR or a synchronous exception being generated. For more information, see *Floating-point exceptions and exception traps*.

Depending on the settings in the CPACR_EL1, CPTR_EL2, and CPTR_EL3 registers, and the current Security state and Exception level, an attempt to execute the instruction might be trapped.



Encoding for the Half-precision to 32-bit variant (FEAT_FP16)

Applies when (sf == 0 && ftype == 11)

```
FCVTNU <Wd>, <Hn>
```

Encoding for the Half-precision to 64-bit variant (FEAT_FP16)

Applies when (sf == 1 && ftype == 11)

```
FCVTNU <Xd>, <Hn>
```

Encoding for the Single-precision to 32-bit variant (FEAT_FP)

Applies when (sf == 0 && ftype == 00)

```
FCVTNU <Wd>, <Sn>
```

Encoding for the Single-precision to 64-bit variant (FEAT_FP)

Applies when (sf == 1 && ftype == 00)

```
FCVTNU <Xd>, <Sn>
```

Encoding for the Double-precision to 32-bit variant (FEAT_FP)

Applies when (sf == 0 && ftype == 01)

```
FCVTNU <Wd>, <Dn>
```

Encoding for the Double-precision to 64-bit variant (FEAT_FP)

Applies when (sf == 1 && ftype == 01)

```
FCVTNU <Xd>, <Dn>
```

Decode for all variants of this encoding

```
if !IsFeatureImplemented(FEAT_FP) then EndOfDecode(Decode_UNDEF);
if ftype == '10' then EndOfDecode(Decode_UNDEF);
if ftype == '11' && !IsFeatureImplemented(FEAT_FP16) then EndOfDecode(Decode_UNDEF);

constant integer d = UInt(Rd);
constant integer n = UInt(Rn);

constant integer intsize = 32 << UInt(sf);
constant integer fltsize = 8 << UInt(ftype EOR '10');

constant FPRounding rounding = FPRounding_TIEEVEN;
constant boolean unsigned = TRUE;
```

Assembler Symbols

<Wd>	Is the 32-bit name of the general-purpose destination register, encoded in the "Rd" field.
<Hn>	Is the 16-bit name of the SIMD&FP source register, encoded in the "Rn" field.

<Xd>	Is the 64-bit name of the general-purpose destination register, encoded in the "Rd" field.
<Sn>	Is the 32-bit name of the SIMD&FP source register, encoded in the "Rn" field.
<Dn>	Is the 64-bit name of the SIMD&FP source register, encoded in the "Rn" field.

Operation

```

CheckFPEnabled64() ;

constant bits(fltsize) fltval = V[n, fltsize];
constant integer fracbits = 0;

X[d, intsize] = FPToFixed(fltval, fracbits, unsigned, FPCR, rounding, intsize);

```

Operational information

If FEAT_SME is implemented and the PE is in Streaming SVE mode, then any subsequent instruction which is dependent on the general-purpose register written by this instruction might be significantly delayed.

Internal version only: aarchmrs v2025-03_rel, pseudocode v2025-03_rel ; Build timestamp: 2025-03-21T17:41

Copyright © 2010-2025 Arm Limited or its affiliates. All rights reserved. This document is Non-Confidential.

FCVTNU (vector)

Floating-point convert to unsigned integer, rounding to nearest with ties to even (vector)

This instruction converts a scalar or each element in a vector from a floating-point value to an unsigned integer value using the Round to Nearest rounding mode, and writes the result to the SIMD&FP destination register.

This instruction can generate a floating-point exception. Depending on the settings in FPCR, the exception results in either a flag being set in FPSR or a synchronous exception being generated. For more information, see [Floating-point exceptions and exception traps](#).

Depending on the settings in the CPACR_EL1, CPTR_EL2, and CPTR_EL3 registers, and the current Security state and Exception level, an attempt to execute the instruction might be trapped.

It has encodings from 4 classes: [Scalar half-precision](#) , [Scalar single-precision and double-precision](#) , [Vector half-precision](#) and [Vector single-precision and double-precision](#)

Scalar half-precision

(FEAT_AdvSIMD && FEAT_FP16)

31	30	29	28	27	26	25	24	23	22	21	20	19	18	17	16	15	14	13	12	11	10	9	8	7	6	5	4	3	2	1	0
0	1	1	1	1	1	1	0	0	1	1	1	1	0	0	1	1	0	1	0	1	0	Rn				Rd					
U								o2				o1																			

Encoding

FCVTNU <Hd>, <Hn>

Decode for this encoding

```
if !IsFeatureImplemented(FEAT_AdvSIMD) || !IsFeatureImplemented(FEAT_FP16) then
    EndOfDecode(Decode_UNDEF);
constant integer d = UInt(Rd);
constant integer n = UInt(Rn);
constant integer esize = 16;
constant integer datasize = esize;
constant integer elements = 1;
constant FPRounding rounding = FPDecodeRounding(o1:o2);
constant boolean unsigned = TRUE;
```

Scalar single-precision and double-precision

(FEAT_AdvSIMD)

31	30	29	28	27	26	25	24	23	22	21	20	19	18	17	16	15	14	13	12	11	10	9	8	7	6	5	4	3	2	1	0
0	1	1	1	1	1	1	0	0	sz	1	0	0	0	0	1	1	0	1	0	1	0	Rn				Rd					
U								o2				o1																			

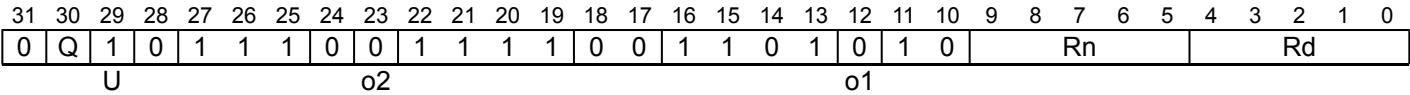
Encoding

FCVTNU <V><d>, <V><n>

Decode for this encoding

```
if !IsFeatureImplemented(FEAT_AdvSIMD) then EndOfDecode(Decode_UNDEF);
constant integer d = UInt(Rd);
constant integer n = UInt(Rn);
constant integer esize = 32 << UInt(sz);
constant integer datasize = esize;
constant integer elements = 1;
constant FPRounding rounding = FPDecodeRounding(o1:o2);
constant boolean unsigned = TRUE;
```

Vector half-precision
(FEAT_AdvSIMD && FEAT_FP16)



Encoding

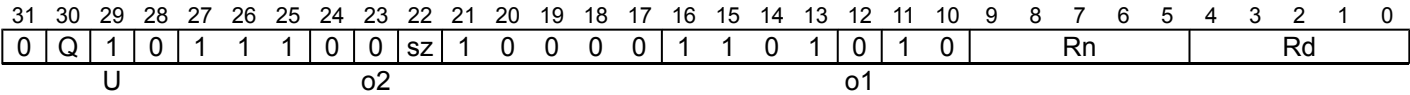
```
FCVTNU <Vd>.<T>, <Vn>.<T>
```

Decode for this encoding

```
if !IsFeatureImplemented(FEAT_AdvSIMD) || !IsFeatureImplemented(FEAT_FP16) then
    EndOfDecode(Decode_UNDEF);
constant integer d = UInt(Rd);
constant integer n = UInt(Rn);

constant integer esize = 16;
constant integer datasize = 64 << UInt(Q);
constant integer elements = datasize DIV esize;
constant FPRounding rounding = FPDecodeRounding(o1:o2);
constant boolean unsigned = TRUE;
```

Vector single-precision and double-precision
(FEAT_AdvSIMD)



Encoding

```
FCVTNU <Vd>.<T>, <Vn>.<T>
```

Decode for this encoding

```
if !IsFeatureImplemented(FEAT_AdvSIMD) then EndOfDecode(Decode_UNDEF);
if sz:Q == '10' then EndOfDecode(Decode_UNDEF);
constant integer d = UInt(Rd);
constant integer n = UInt(Rn);
constant integer esize = 32 << UInt(sz);
constant integer datasize = 64 << UInt(Q);
constant integer elements = datasize DIV esize;
constant FPRounding rounding = FPDecodeRounding(o1:o2);
constant boolean unsigned = TRUE;
```

Assembler Symbols

- <Hd> Is the 16-bit name of the SIMD&FP destination register, encoded in the "Rd" field.
- <Hn> Is the 16-bit name of the SIMD&FP source register, encoded in the "Rn" field.
- <V> Is a width specifier, encoded in “sz”:

sz	<V>
0	S
1	D
- <d> Is the number of the SIMD&FP destination register, encoded in the "Rd" field.
- <n> Is the number of the SIMD&FP source register, encoded in the "Rn" field.
- <Vd> Is the name of the SIMD&FP destination register, encoded in the "Rd" field.

<T> For the "Vector half-precision" variant: is an arrangement specifier, encoded in “Q”:

Q	<T>
0	4H
1	8H

For the "Vector single-precision and double-precision" variant: is an arrangement specifier, encoded in “sz:Q”:

sz	Q	<T>
0	0	2S
0	1	4S
1	0	RESERVED
1	1	2D

<Vn> Is the name of the SIMD&FP source register, encoded in the "Rn" field.

Operation

```
if elements == 1 && IsFeatureImplemented(FEAT_FPRCVT) then
    CheckFPEnabled64\(\);
else
    CheckFPAdvSIMDEnabled64\(\);

constant bits(datasize) operand = V[n, datasize];

constant boolean merge = elements == 1 && IsMerging(FPCR);
bits(128) result = if merge then V[d, 128] else Zeros(128);
constant integer fracbits = 0;
bits(esize) element;

for e = 0 to elements-1
    element = Elem[operand, e, esize];
    Elem[result, e, esize] = FPToFixed(element, fracbits, unsigned, FPCR, rounding, esize);

V[d, 128] = result;
```

FCVTPS (scalar SIMD&FP)

Floating-point convert to signed integer, rounding toward plus infinity (scalar SIMD&FP)

This instruction converts the floating-point value in the SIMD&FP source register to a 32-bit or 64-bit signed integer using the Round toward Plus Infinity rounding mode, and writes the result to the SIMD&FP destination register.

This instruction can generate a floating-point exception. Depending on the settings in FPCR, the exception results in either a flag being set in FPSR or a synchronous exception being generated. For more information, see [Floating-point exceptions and exception traps](#).

Depending on the settings in the CPACR_EL1, CPTR_EL2, and CPTR_EL3 registers, and the current Security state and Exception level, an attempt to execute the instruction might be trapped.

Floating-point (FEAT_FPRCVT)

31	30	29	28	27	26	25	24	23	22	21	20	19	18	17	16	15	14	13	12	11	10	9	8	7	6	5	4	3	2	1	0
sf		0	0	1	1	1	1	0	ftype		1	1	0	0	1	0	0	0	0	0	0	Rn				Rd					
S								rmode				opcode																			

Encoding for the Half-precision to 32-bit variant

Applies when (sf == 0 && ftype == 11)

FCVTPS <Sd>, <Hn>

Encoding for the Half-precision to 64-bit variant

Applies when (sf == 1 && ftype == 11)

FCVTPS <Dd>, <Hn>

Encoding for the Single-precision to 64-bit variant

Applies when (sf == 1 && ftype == 00)

FCVTPS <Dd>, <Sn>

Encoding for the Double-precision to 32-bit variant

Applies when (sf == 0 && ftype == 01)

FCVTPS <Sd>, <Dn>

Decode for all variants of this encoding

```
if !IsFeatureImplemented(FEAT_FPRCVT) then EndOfDecode(Decode_UNDEF);
constant integer d = UInt(Rd);
constant integer n = UInt(Rn);

constant integer intsize = 32 << UInt(sf);
constant integer fltsize = 8 << UInt(ftype EOR '10');
```

Assembler Symbols

- <Sd> Is the 32-bit name of the SIMD&FP destination register, encoded in the "Rd" field.
- <Hn> Is the 16-bit name of the SIMD&FP source register, encoded in the "Rn" field.
- <Dd> Is the 64-bit name of the SIMD&FP destination register, encoded in the "Rd" field.
- <Sn> Is the 32-bit name of the SIMD&FP source register, encoded in the "Rn" field.
- <Dn> Is the 64-bit name of the SIMD&FP source register, encoded in the "Rn" field.

Operation

```
CheckFPEEnabled64();  
  
bits(fltsize) fltval;  
bits(intsize) intval;  
constant boolean merge = IsMerging(FPCR);  
bits(128) result = if merge then V[d, 128] else Zeros(128);  
  
fltval = V[n, fltsize];  
intval = FPToFixed(fltval, 0, FALSE, FPCR, FPRounding\_POSINF, intsize);  
Elem[result, 0, intsize] = intval;  
  
V[d, 128] = result;
```

Internal version only: aarchmrs v2025-03_rel, pseudocode v2025-03_rel ; Build timestamp: 2025-03-21T17:41

Copyright © 2010-2025 Arm Limited or its affiliates. All rights reserved. This document is Non-Confidential.

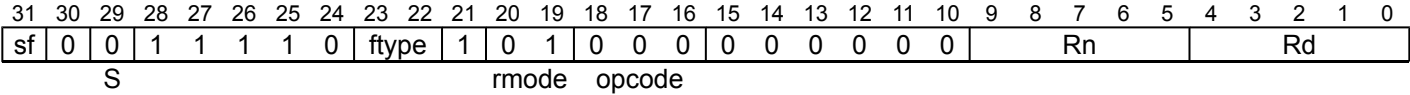
FCVTPS (scalar)

Floating-point convert to signed integer, rounding toward plus infinity (scalar)

This instruction converts the floating-point value in the SIMD&FP source register to a 32-bit or 64-bit signed integer using the Round towards Plus Infinity rounding mode, and writes the result to the general-purpose destination register.

This instruction can generate a floating-point exception. Depending on the settings in FPCR, the exception results in either a flag being set in FPSR or a synchronous exception being generated. For more information, see *Floating-point exceptions and exception traps*.

Depending on the settings in the CPACR_EL1, CPTR_EL2, and CPTR_EL3 registers, and the current Security state and Exception level, an attempt to execute the instruction might be trapped.



Encoding for the Half-precision to 32-bit variant (FEAT_FP16)

Applies when (sf == 0 && ftype == 11)

```
FCVTPS <Wd>, <Hn>
```

Encoding for the Half-precision to 64-bit variant (FEAT_FP16)

Applies when (sf == 1 && ftype == 11)

```
FCVTPS <Xd>, <Hn>
```

Encoding for the Single-precision to 32-bit variant (FEAT_FP)

Applies when (sf == 0 && ftype == 00)

```
FCVTPS <Wd>, <Sn>
```

Encoding for the Single-precision to 64-bit variant (FEAT_FP)

Applies when (sf == 1 && ftype == 00)

```
FCVTPS <Xd>, <Sn>
```

Encoding for the Double-precision to 32-bit variant (FEAT_FP)

Applies when (sf == 0 && ftype == 01)

```
FCVTPS <Wd>, <Dn>
```

Encoding for the Double-precision to 64-bit variant (FEAT_FP)

Applies when (sf == 1 && ftype == 01)

```
FCVTPS <Xd>, <Dn>
```

Decode for all variants of this encoding

```
if !IsFeatureImplemented(FEAT_FP) then EndOfDecode(Decode\_UNDEF);
if ftype == '10' then EndOfDecode(Decode\_UNDEF);
if ftype == '11' && !IsFeatureImplemented(FEAT_FP16) then EndOfDecode(Decode\_UNDEF);

constant integer d = UInt(Rd);
constant integer n = UInt(Rn);

constant integer intsize = 32 << UInt(sf);
constant integer fltsize = 8 << UInt(ftype EOR '10');

constant FPRounding rounding = FPRounding\_POSINF;
constant boolean unsigned      = FALSE;
```

Assembler Symbols

- | | |
|------|--|
| <Wd> | Is the 32-bit name of the general-purpose destination register, encoded in the "Rd" field. |
| <Hn> | Is the 16-bit name of the SIMD&FP source register, encoded in the "Rn" field. |

<Xd>	Is the 64-bit name of the general-purpose destination register, encoded in the "Rd" field.
<Sn>	Is the 32-bit name of the SIMD&FP source register, encoded in the "Rn" field.
<Dn>	Is the 64-bit name of the SIMD&FP source register, encoded in the "Rn" field.

Operation

```

CheckFPEnabled64() ;

constant bits(fltsize) fltval = V[n, fltsize];
constant integer fracbits = 0;

X[d, intsize] = FPToFixed(fltval, fracbits, unsigned, FPCR, rounding, intsize);

```

Operational information

If FEAT_SME is implemented and the PE is in Streaming SVE mode, then any subsequent instruction which is dependent on the general-purpose register written by this instruction might be significantly delayed.

Internal version only: aarchmrs v2025-03_rel, pseudocode v2025-03_rel ; Build timestamp: 2025-03-21T17:41

Copyright © 2010-2025 Arm Limited or its affiliates. All rights reserved. This document is Non-Confidential.

FCVTPS (vector)

Floating-point convert to signed integer, rounding toward plus infinity (vector)

This instruction converts a scalar or each element in a vector from a floating-point value to a signed integer value using the Round towards Plus Infinity rounding mode, and writes the result to the SIMD&FP destination register.

This instruction can generate a floating-point exception. Depending on the settings in FPCR, the exception results in either a flag being set in FPSR or a synchronous exception being generated. For more information, see [Floating-point exceptions and exception traps](#).

Depending on the settings in the CPACR_EL1, CPTR_EL2, and CPTR_EL3 registers, and the current Security state and Exception level, an attempt to execute the instruction might be trapped.

It has encodings from 4 classes: [Scalar half-precision](#) , [Scalar single-precision and double-precision](#) , [Vector half-precision](#) and [Vector single-precision and double-precision](#)

Scalar half-precision (FEAT_AdvSIMD && FEAT_FP16)

31	30	29	28	27	26	25	24	23	22	21	20	19	18	17	16	15	14	13	12	11	10	9	8	7	6	5	4	3	2	1	0
0	1	0	1	1	1	1	0	1	1	1	1	1	0	0	1	1	0	1	0	1	0	Rn				Rd					
U				o2				o1																							

Encoding

FCVTPS <Hd>, <Hn>

Decode for this encoding

```
if !IsFeatureImplemented(FEAT_AdvSIMD) || !IsFeatureImplemented(FEAT_FP16) then
    EndOfDecode(Decode_UNDEF);
constant integer d = UInt(Rd);
constant integer n = UInt(Rn);
constant integer esize = 16;
constant integer datasize = esize;
constant integer elements = 1;
constant FPRounding rounding = FPDecodeRounding(o1:o2);
constant boolean unsigned = FALSE;
```

Scalar single-precision and double-precision (FEAT_AdvSIMD)

31	30	29	28	27	26	25	24	23	22	21	20	19	18	17	16	15	14	13	12	11	10	9	8	7	6	5	4	3	2	1	0
0	1	0	1	1	1	1	0	1	sz	1	0	0	0	0	1	1	0	1	0	1	0	Rn				Rd					
U				o2				o1																							

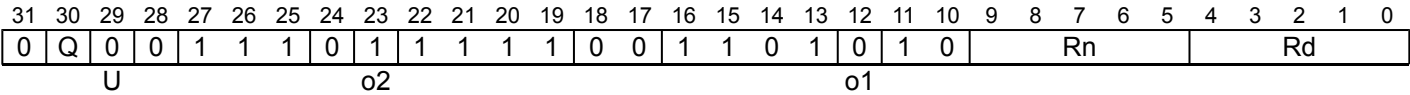
Encoding

FCVTPS <V><d>, <V><n>

Decode for this encoding

```
if !IsFeatureImplemented(FEAT_AdvSIMD) then EndOfDecode(Decode_UNDEF);
constant integer d = UInt(Rd);
constant integer n = UInt(Rn);
constant integer esize = 32 << UInt(sz);
constant integer datasize = esize;
constant integer elements = 1;
constant FPRounding rounding = FPDecodeRounding(o1:o2);
constant boolean unsigned = FALSE;
```

Vector half-precision
(FEAT_AdvSIMD && FEAT_FP16)



Encoding

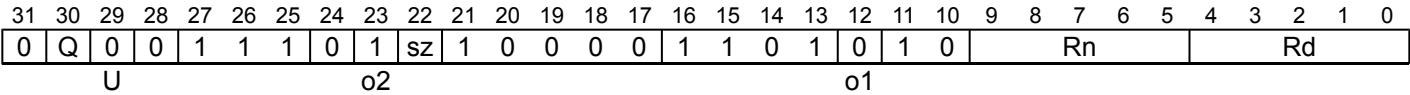
```
FCVTPS <Vd>.<T>, <Vn>.<T>
```

Decode for this encoding

```
if !IsFeatureImplemented(FEAT_AdvSIMD) || !IsFeatureImplemented(FEAT_FP16) then
    EndOfDecode(Decode_UNDEF);
constant integer d = UInt(Rd);
constant integer n = UInt(Rn);

constant integer esize = 16;
constant integer datasize = 64 << UInt(Q);
constant integer elements = datasize DIV esize;
constant FPRounding rounding = FPDecodeRounding(o1:o2);
constant boolean unsigned = FALSE;
```

Vector single-precision and double-precision
(FEAT_AdvSIMD)



Encoding

```
FCVTPS <Vd>.<T>, <Vn>.<T>
```

Decode for this encoding

```
if !IsFeatureImplemented(FEAT_AdvSIMD) then EndOfDecode(Decode_UNDEF);
if sz:Q == '10' then EndOfDecode(Decode_UNDEF);
constant integer d = UInt(Rd);
constant integer n = UInt(Rn);
constant integer esize = 32 << UInt(sz);
constant integer datasize = 64 << UInt(Q);
constant integer elements = datasize DIV esize;
constant FPRounding rounding = FPDecodeRounding(o1:o2);
constant boolean unsigned = FALSE;
```

Assembler Symbols

- <Hd>

Is the 16-bit name of the SIMD&FP destination register, encoded in the "Rd" field.
- <Hn>

Is the 16-bit name of the SIMD&FP source register, encoded in the "Rn" field.
- <V>

Is a width specifier, encoded in “sz”:

sz	<V>
0	S
1	D
- <d>

Is the number of the SIMD&FP destination register, encoded in the "Rd" field.
- <n>

Is the number of the SIMD&FP source register, encoded in the "Rn" field.
- <Vd>

Is the name of the SIMD&FP destination register, encoded in the "Rd" field.

<T> For the "Vector half-precision" variant: is an arrangement specifier, encoded in "Q":

Q	<T>
0	4H
1	8H

For the "Vector single-precision and double-precision" variant: is an arrangement specifier, encoded in "sz:Q":

sz	Q	<T>
0	0	2S
0	1	4S
1	0	RESERVED
1	1	2D

<Vn> Is the name of the SIMD&FP source register, encoded in the "Rn" field.

Operation

```
if elements == 1 && IsFeatureImplemented(FEAT_FPRCVT) then
    CheckFPEnabled64\(\);
else
    CheckFPAdvSIMDEnabled64\(\);

constant bits(datasize) operand = V[n, datasize];

constant boolean merge = elements == 1 && IsMerging(FPCR);
bits(128) result = if merge then V[d, 128] else Zeros(128);
constant integer fracbits = 0;
bits(esize) element;

for e = 0 to elements-1
    element = Elem[operand, e, esize];
    Elem[result, e, esize] = FPToFixed(element, fracbits, unsigned, FPCR, rounding, esize);

V[d, 128] = result;
```

FCVTPU (scalar SIMD&FP)

Floating-point convert to unsigned integer, rounding toward plus infinity (scalar SIMD&FP)

This instruction converts the floating-point value in the SIMD&FP source register to a 32-bit or 64-bit unsigned integer using the Round toward Plus Infinity rounding mode, and writes the result to the SIMD&FP destination register.

This instruction can generate a floating-point exception. Depending on the settings in FPCR, the exception results in either a flag being set in FPSR or a synchronous exception being generated. For more information, see [Floating-point exceptions and exception traps](#).

Depending on the settings in the CPACR_EL1, CPTR_EL2, and CPTR_EL3 registers, and the current Security state and Exception level, an attempt to execute the instruction might be trapped.

Floating-point (FEAT_FPRCVT)

31	30	29	28	27	26	25	24	23	22	21	20	19	18	17	16	15	14	13	12	11	10	9	8	7	6	5	4	3	2	1	0
sf		0	0	1	1	1	1	0	ftype		1	1	0	0	1	1	0	0	0	0	0	0	Rn				Rd				
S								rmode				opcode																			

Encoding for the Half-precision to 32-bit variant

Applies when (sf == 0 && ftype == 11)

FCVTPU <Sd>, <Hn>

Encoding for the Half-precision to 64-bit variant

Applies when (sf == 1 && ftype == 11)

FCVTPU <Dd>, <Hn>

Encoding for the Single-precision to 64-bit variant

Applies when (sf == 1 && ftype == 00)

FCVTPU <Dd>, <Sn>

Encoding for the Double-precision to 32-bit variant

Applies when (sf == 0 && ftype == 01)

FCVTPU <Sd>, <Dn>

Decode for all variants of this encoding

```
if !IsFeatureImplemented(FEAT_FPRCVT) then EndOfDecode(Decode_UNDEF);
constant integer d = UInt(Rd);
constant integer n = UInt(Rn);

constant integer intsize = 32 << UInt(sf);
constant integer fltsize = 8 << UInt(ftype EOR '10');
```

Assembler Symbols

- <Sd> Is the 32-bit name of the SIMD&FP destination register, encoded in the "Rd" field.
- <Hn> Is the 16-bit name of the SIMD&FP source register, encoded in the "Rn" field.
- <Dd> Is the 64-bit name of the SIMD&FP destination register, encoded in the "Rd" field.
- <Sn> Is the 32-bit name of the SIMD&FP source register, encoded in the "Rn" field.
- <Dn> Is the 64-bit name of the SIMD&FP source register, encoded in the "Rn" field.

Operation

```
CheckFPEEnabled64();  
  
bits(fltsize) fltval;  
bits(intsize) intval;  
constant boolean merge = IsMerging(FPCR);  
bits(128) result = if merge then V[d, 128] else Zeros(128);  
  
fltval = V[n, fltsize];  
intval = FPToFixed(fltval, 0, TRUE, FPCR, FPRounding\_POSINF, intsize);  
Elem[result, 0, intsize] = intval;  
  
V[d, 128] = result;
```

Internal version only: aarchmrs v2025-03_rel, pseudocode v2025-03_rel ; Build timestamp: 2025-03-21T17:41

Copyright © 2010-2025 Arm Limited or its affiliates. All rights reserved. This document is Non-Confidential.

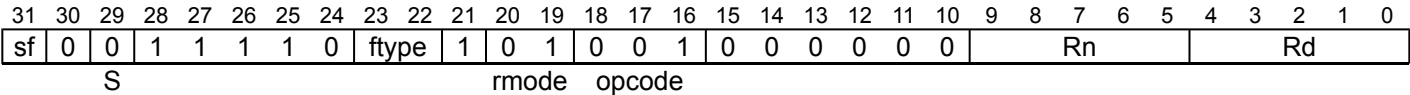
FCVTPU (scalar)

Floating-point convert to unsigned integer, rounding toward plus infinity (scalar)

This instruction converts the floating-point value in the SIMD&FP source register to a 32-bit or 64-bit unsigned integer using the Round towards Plus Infinity rounding mode, and writes the result to the general-purpose destination register.

This instruction can generate a floating-point exception. Depending on the settings in FPCR, the exception results in either a flag being set in FPSR or a synchronous exception being generated. For more information, see *Floating-point exceptions and exception traps*.

Depending on the settings in the CPACR_EL1, CPTR_EL2, and CPTR_EL3 registers, and the current Security state and Exception level, an attempt to execute the instruction might be trapped.



Encoding for the Half-precision to 32-bit variant (FEAT_FP16)

Applies when (sf == 0 && ftype == 11)

FCVTPU <Wd>, <Hn>

Encoding for the Half-precision to 64-bit variant (FEAT_FP16)

Applies when (sf == 1 && ftype == 11)

FCVTPU <Xd>, <Hn>

Encoding for the Single-precision to 32-bit variant (FEAT_FP)

Applies when (sf == 0 && ftype == 00)

FCVTPU <Wd>, <Sn>

Encoding for the Single-precision to 64-bit variant (FEAT_FP)

Applies when (sf == 1 && ftype == 00)

FCVTPU <Xd>, <Sn>

Encoding for the Double-precision to 32-bit variant (FEAT_FP)

Applies when (sf == 0 && ftype == 01)

FCVTPU <Wd>, <Dn>

Encoding for the Double-precision to 64-bit variant (FEAT_FP)

Applies when (sf == 1 && ftype == 01)

FCVTPU <Xd>, <Dn>

Decode for all variants of this encoding

```
if !IsFeatureImplemented(FEAT_FP) then EndOfDecode(Decode\_UNDEF);
if ftype == '10' then EndOfDecode(Decode\_UNDEF);
if ftype == '11' && !IsFeatureImplemented(FEAT_FP16) then EndOfDecode(Decode\_UNDEF);

constant integer d = UInt(Rd);
constant integer n = UInt(Rn);

constant integer intsize = 32 << UInt(sf);
constant integer fltsize = 8 << UInt(ftype EOR '10');

constant FPRounding rounding = FPRounding\_POSINF;
constant boolean unsigned = TRUE;
```

Assembler Symbols

- <Wd> Is the 32-bit name of the general-purpose destination register, encoded in the "Rd" field.
- <Hn> Is the 16-bit name of the SIMD&FP source register, encoded in the "Rn" field.

<Xd>	Is the 64-bit name of the general-purpose destination register, encoded in the "Rd" field.
<Sn>	Is the 32-bit name of the SIMD&FP source register, encoded in the "Rn" field.
<Dn>	Is the 64-bit name of the SIMD&FP source register, encoded in the "Rn" field.

Operation

```

CheckFPEnabled64() ;

constant bits(fltsize) fltval = V[n, fltsize];
constant integer fracbits = 0;

X[d, intsize] = FPToFixed(fltval, fracbits, unsigned, FPCR, rounding, intsize);

```

Operational information

If FEAT_SME is implemented and the PE is in Streaming SVE mode, then any subsequent instruction which is dependent on the general-purpose register written by this instruction might be significantly delayed.

Internal version only: aarchmrs v2025-03_rel, pseudocode v2025-03_rel ; Build timestamp: 2025-03-21T17:41

Copyright © 2010-2025 Arm Limited or its affiliates. All rights reserved. This document is Non-Confidential.

FCVTPU (vector)

Floating-point convert to unsigned integer, rounding toward plus infinity (vector)

This instruction converts a scalar or each element in a vector from a floating-point value to an unsigned integer value using the Round towards Plus Infinity rounding mode, and writes the result to the SIMD&FP destination register.

This instruction can generate a floating-point exception. Depending on the settings in FPCR, the exception results in either a flag being set in FPSR or a synchronous exception being generated. For more information, see [Floating-point exceptions and exception traps](#).

Depending on the settings in the CPACR_EL1, CPTR_EL2, and CPTR_EL3 registers, and the current Security state and Exception level, an attempt to execute the instruction might be trapped.

It has encodings from 4 classes: [Scalar half-precision](#) , [Scalar single-precision and double-precision](#) , [Vector half-precision](#) and [Vector single-precision and double-precision](#)

Scalar half-precision
(FEAT_AdvSIMD && FEAT_FP16)

31	30	29	28	27	26	25	24	23	22	21	20	19	18	17	16	15	14	13	12	11	10	9	8	7	6	5	4	3	2	1	0
0	1	1	1	1	1	1	0	1	1	1	1	1	0	0	1	1	0	1	0	1	0	Rn				Rd					
U				o2				o1																							

Encoding

FCVTPU <Hd>, <Hn>

Decode for this encoding

```
if !IsFeatureImplemented(FEAT_AdvSIMD) || !IsFeatureImplemented(FEAT_FP16) then
    EndOfDecode(Decode_UNDEF);
constant integer d = UInt(Rd);
constant integer n = UInt(Rn);
constant integer esize = 16;
constant integer datasize = esize;
constant integer elements = 1;
constant FPRounding rounding = FPDecodeRounding(o1:o2);
constant boolean unsigned = TRUE;
```

Scalar single-precision and double-precision
(FEAT_AdvSIMD)

31	30	29	28	27	26	25	24	23	22	21	20	19	18	17	16	15	14	13	12	11	10	9	8	7	6	5	4	3	2	1	0
0	1	1	1	1	1	1	0	1	sz	1	0	0	0	0	1	1	0	1	0	1	0	Rn				Rd					
U				o2				o1																							

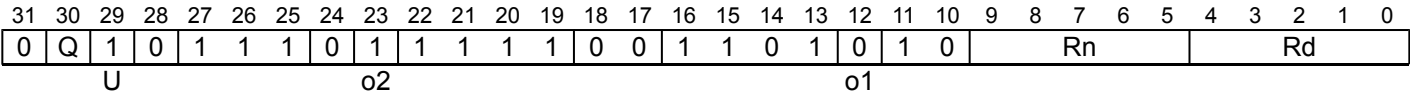
Encoding

FCVTPU <V><d>, <V><n>

Decode for this encoding

```
if !IsFeatureImplemented(FEAT_AdvSIMD) then EndOfDecode(Decode_UNDEF);
constant integer d = UInt(Rd);
constant integer n = UInt(Rn);
constant integer esize = 32 << UInt(sz);
constant integer datasize = esize;
constant integer elements = 1;
constant FPRounding rounding = FPDecodeRounding(o1:o2);
constant boolean unsigned = TRUE;
```

Vector half-precision
(FEAT_AdvSIMD && FEAT_FP16)



Encoding

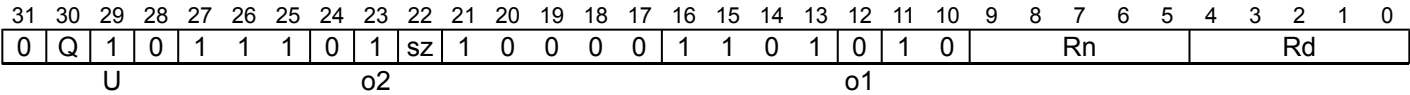
```
FCVTPU <Vd>.<T>, <Vn>.<T>
```

Decode for this encoding

```
if !IsFeatureImplemented(FEAT_AdvSIMD) || !IsFeatureImplemented(FEAT_FP16) then
    EndOfDecode(Decode_UNDEF);
constant integer d = UInt(Rd);
constant integer n = UInt(Rn);

constant integer esize = 16;
constant integer datasize = 64 << UInt(Q);
constant integer elements = datasize DIV esize;
constant FPRounding rounding = FPDecodeRounding(o1:o2);
constant boolean unsigned = TRUE;
```

Vector single-precision and double-precision
(FEAT_AdvSIMD)



Encoding

```
FCVTPU <Vd>.<T>, <Vn>.<T>
```

Decode for this encoding

```
if !IsFeatureImplemented(FEAT_AdvSIMD) then EndOfDecode(Decode_UNDEF);
if sz:Q == '10' then EndOfDecode(Decode_UNDEF);
constant integer d = UInt(Rd);
constant integer n = UInt(Rn);
constant integer esize = 32 << UInt(sz);
constant integer datasize = 64 << UInt(Q);
constant integer elements = datasize DIV esize;
constant FPRounding rounding = FPDecodeRounding(o1:o2);
constant boolean unsigned = TRUE;
```

Assembler Symbols

- <Hd> Is the 16-bit name of the SIMD&FP destination register, encoded in the "Rd" field.
- <Hn> Is the 16-bit name of the SIMD&FP source register, encoded in the "Rn" field.
- <V> Is a width specifier, encoded in “sz”:

sz	<V>
0	S
1	D
- <d> Is the number of the SIMD&FP destination register, encoded in the "Rd" field.
- <n> Is the number of the SIMD&FP source register, encoded in the "Rn" field.
- <Vd> Is the name of the SIMD&FP destination register, encoded in the "Rd" field.

<T> For the "Vector half-precision" variant: is an arrangement specifier, encoded in “Q”:

Q	<T>
0	4H
1	8H

For the "Vector single-precision and double-precision" variant: is an arrangement specifier, encoded in “sz:Q”:

sz	Q	<T>
0	0	2S
0	1	4S
1	0	RESERVED
1	1	2D

<Vn> Is the name of the SIMD&FP source register, encoded in the "Rn" field.

Operation

```
if elements == 1 && IsFeatureImplemented(FEAT_FPRCVT) then
    CheckFPEnabled64\(\);
else
    CheckFPAdvSIMDEnabled64\(\);

constant bits(datasize) operand = V[n, datasize];

constant boolean merge = elements == 1 && IsMerging(FPCR);
bits(128) result = if merge then V[d, 128] else Zeros(128);
constant integer fracbits = 0;
bits(esize) element;

for e = 0 to elements-1
    element = Elem[operand, e, esize];
    Elem[result, e, esize] = FPToFixed(element, fracbits, unsigned, FPCR, rounding, esize);

V[d, 128] = result;
```

FCVTXN, FCVTXN2

Floating-point convert to lower precision narrow, rounding to odd (vector)

This instruction reads each vector element in the source SIMD&FP register, narrows each value to half the precision of the source element using the Round to Odd rounding mode, writes the result to a vector, and writes the vector to the destination SIMD&FP register.

Note

This instruction uses the Round to Odd rounding mode which is not defined by the IEEE 754-2008 standard. This rounding mode ensures that if the result of the conversion is inexact the least significant bit of the mantissa is forced to 1. This rounding mode enables a floating-point value to be converted to a lower precision format via an intermediate precision format while avoiding double rounding errors. For example, a 64-bit floating-point value can be converted to a correctly rounded 16-bit floating-point value by first using this instruction to produce a 32-bit value and then using another instruction with the wanted rounding mode to convert the 32-bit value to the final 16-bit floating-point value.

The FCVTXN instruction writes the vector to the lower half of the destination register and clears the upper half. The FCVTXN2 instruction writes the vector to the upper half of the destination register without affecting the other bits of the register.

This instruction can generate a floating-point exception. Depending on the settings in FPCR, the exception results in either a flag being set in FPSR or a synchronous exception being generated. For more information, see [Floating-point exceptions and exception traps](#).

Depending on the settings in the CPACR_EL1, CPTR_EL2, and CPTR_EL3 registers, and the current Security state and Exception level, an attempt to execute the instruction might be trapped.

It has encodings from 2 classes: [Scalar](#) and [Vector](#)

Scalar
(FEAT_AdvSIMD)

31	30	29	28	27	26	25	24	23	22	21	20	19	18	17	16	15	14	13	12	11	10	9	8	7	6	5	4	3	2	1	0
0	1	1	1	1	1	1	0	0	1	1	0	0	0	0	1	0	1	1	0	1	0	Rn				Rd					
U				size								opcode																			

Encoding

FCVTXN S<d>, D<n>

Decode for this encoding

```
if !IsFeatureImplemented(FEAT_AdvSIMD) then EndOfDecode(Decode_UNDEF);
constant integer d = UInt(Rd);
constant integer n = UInt(Rn);
constant integer esize = 32;
constant integer datasize = esize;
constant integer elements = 1;
constant integer part = 0;
```

Vector
(FEAT_AdvSIMD)

31	30	29	28	27	26	25	24	23	22	21	20	19	18	17	16	15	14	13	12	11	10	9	8	7	6	5	4	3	2	1	0
0	Q	1	0	1	1	1	0	0	1	1	0	0	0	0	1	0	1	1	0	1	0	Rn				Rd					
U				size								opcode																			

Encoding

```
FCVTXN{2} <Vd>.<Tb>, <Vn>.<D>
```

Decode for this encoding

```
if !IsFeatureImplemented(FEAT_AdvSIMD) then EndOfDecode(Decode_UNDEF);
constant integer d = UInt(Rd);
constant integer n = UInt(Rn);
constant integer esize = 32;
constant integer datasize = 64;
constant integer elements = 2;
constant integer part = UInt(Q);
```

Assembler Symbols

- <d> Is the number of the SIMD&FP destination register, encoded in the "Rd" field.
- <n> Is the number of the SIMD&FP source register, encoded in the "Rn" field.
- 2 Is the second and upper half specifier. If present it causes the operation to be performed on the upper 64 bits of the registers holding the narrower elements, and is encoded in "Q":

Q	2
0	[absent]
1	[present]

<Vd> Is the name of the SIMD&FP destination register, encoded in the "Rd" field.

<Tb> Is an arrangement specifier, encoded in "Q":

Q	<Tb>
0	2S
1	4S

<Vn> Is the name of the SIMD&FP source register, encoded in the "Rn" field.

Operation

```
CheckFPAdvSIMDEnabled64();

constant bits(2*datasize) operand = V[n, 2*datasize];
constant boolean merge = elements == 1 && IsMerging(FPCR);
bits(128) result = if merge then V[d, 128] else Zeros(128);

for e = 0 to elements-1
    Elem[result, e, esize] = FPConvert(Elem[operand, e, 2*esize], FPCR, FPRounding_ODD, esize);

if merge then
    V[d, 128] = result;
else
    Vpart[d, part, datasize] = Elem[result, 0, datasize];
```

FCVTZS (scalar SIMD&FP)

Floating-point convert to signed integer, rounding toward zero (scalar SIMD&FP)

This instruction converts the floating-point value in the SIMD&FP source register to a 32-bit or 64-bit signed integer using the Round toward Zero rounding mode, and writes the result to the SIMD&FP destination register.

This instruction can generate a floating-point exception. Depending on the settings in FPCR, the exception results in either a flag being set in FPSR or a synchronous exception being generated. For more information, see [Floating-point exceptions and exception traps](#).

Depending on the settings in the CPACR_EL1, CPTR_EL2, and CPTR_EL3 registers, and the current Security state and Exception level, an attempt to execute the instruction might be trapped.

Floating-point (FEAT_FPRCVT)

31	30	29	28	27	26	25	24	23	22	21	20	19	18	17	16	15	14	13	12	11	10	9	8	7	6	5	4	3	2	1	0
sf		0	0	1	1	1	1	0	ftype		1	1	0	1	1	0	0	0	0	0	0	0	Rn				Rd				
S								rmode				opcode																			

Encoding for the Half-precision to 32-bit variant

Applies when (sf == 0 && ftype == 11)

FCVTZS <Sd>, <Hn>

Encoding for the Half-precision to 64-bit variant

Applies when (sf == 1 && ftype == 11)

FCVTZS <Dd>, <Hn>

Encoding for the Single-precision to 64-bit variant

Applies when (sf == 1 && ftype == 00)

FCVTZS <Dd>, <Sn>

Encoding for the Double-precision to 32-bit variant

Applies when (sf == 0 && ftype == 01)

FCVTZS <Sd>, <Dn>

Decode for all variants of this encoding

```
if !IsFeatureImplemented(FEAT_FPRCVT) then EndOfDecode(Decode_UNDEF);
constant integer d = UInt(Rd);
constant integer n = UInt(Rn);

constant integer intsize = 32 << UInt(sf);
constant integer fltsize = 8 << UInt(ftype EOR '10');
```

Assembler Symbols

- <Sd> Is the 32-bit name of the SIMD&FP destination register, encoded in the "Rd" field.
- <Hn> Is the 16-bit name of the SIMD&FP source register, encoded in the "Rn" field.
- <Dd> Is the 64-bit name of the SIMD&FP destination register, encoded in the "Rd" field.
- <Sn> Is the 32-bit name of the SIMD&FP source register, encoded in the "Rn" field.
- <Dn> Is the 64-bit name of the SIMD&FP source register, encoded in the "Rn" field.

Operation

```
CheckFPEEnabled64();  
  
bits(fltsize) fltval;  
bits(intsize) intval;  
constant boolean merge = IsMerging(FPCR);  
bits(128) result = if merge then V[d, 128] else Zeros(128);  
  
fltval = V[n, fltsize];  
intval = FPToFixed(fltval, 0, FALSE, FPCR, FPRounding\_ZERO, intsize);  
Elem[result, 0, intsize] = intval;  
  
V[d, 128] = result;
```

Internal version only: aarchmrs v2025-03_rel, pseudocode v2025-03_rel ; Build timestamp: 2025-03-21T17:41

Copyright © 2010-2025 Arm Limited or its affiliates. All rights reserved. This document is Non-Confidential.

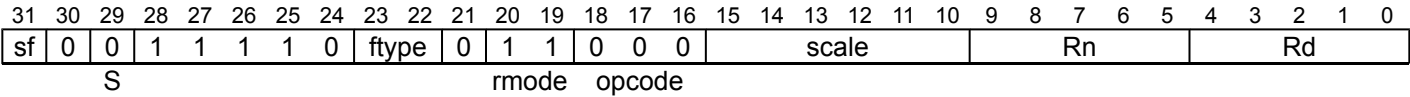
FCVTZS (scalar, fixed-point)

Floating-point convert to signed fixed-point, rounding toward zero (scalar)

This instruction converts the floating-point value in the SIMD&FP source register to a 32-bit or 64-bit fixed-point signed integer using the Round towards Zero rounding mode, and writes the result to the general-purpose destination register.

This instruction can generate a floating-point exception. Depending on the settings in FPCR, the exception results in either a flag being set in FPSR or a synchronous exception being generated. For more information, see [Floating-point exceptions and exception traps](#).

Depending on the settings in the CPACR_EL1, CPTR_EL2, and CPTR_EL3 registers, and the current Security state and Exception level, an attempt to execute the instruction might be trapped.



Encoding for the Half-precision to 32-bit variant (FEAT_FP16)

Applies when (sf == 0 && ftype == 11)

```
FCVTZS <Wd>, <Hn>, #<fbits>
```

Encoding for the Half-precision to 64-bit variant (FEAT_FP16)

Applies when (sf == 1 && ftype == 11)

```
FCVTZS <Xd>, <Hn>, #<fbits>
```

Encoding for the Single-precision to 32-bit variant (FEAT_FP)

Applies when (sf == 0 && ftype == 00)

```
FCVTZS <Wd>, <Sn>, #<fbits>
```

Encoding for the Single-precision to 64-bit variant (FEAT_FP)

Applies when (sf == 1 && ftype == 00)

```
FCVTZS <Xd>, <Sn>, #<fbits>
```

Encoding for the Double-precision to 32-bit variant (FEAT_FP)

Applies when (sf == 0 && ftype == 01)

```
FCVTZS <Wd>, <Dn>, #<fbits>
```

Encoding for the Double-precision to 64-bit variant (FEAT_FP)

Applies when (sf == 1 && ftype == 01)

```
FCVTZS <Xd>, <Dn>, #<fbits>
```

Decode for all variants of this encoding

```
if !IsFeatureImplemented(FEAT_FP) then EndOfDecode(Decode_UNDEF);
if ftype == '10' then EndOfDecode(Decode_UNDEF);
if ftype == '11' && !IsFeatureImplemented(FEAT_FP16) then EndOfDecode(Decode_UNDEF);
if sf == '0' && scale<5> == '0' then EndOfDecode(Decode_UNDEF);

constant integer d = UInt(Rd);
constant integer n = UInt(Rn);

constant integer intsize = 32 << UInt(sf);
constant integer decode_fltsize = 8 << UInt(ftype EOR '10');

constant integer fracbits = 64 - UInt(scale);

constant FPRounding rounding = FPRounding_ZERO;
constant boolean unsigned = FALSE;
```

Assembler Symbols

<Wd> Is the 32-bit name of the general-purpose destination register, encoded in the "Rd" field.

<Hn>	Is the 16-bit name of the SIMD&FP source register, encoded in the "Rn" field.
<fbits>	For the "Double-precision to 32-bit", "Half-precision to 32-bit", and "Single-precision to 32-bit" variants: is the number of bits after the binary point in the fixed-point destination, in the range 1 to 32, encoded as 64 minus "scale". For the "Double-precision to 64-bit", "Half-precision to 64-bit", and "Single-precision to 64-bit" variants: is the number of bits after the binary point in the fixed-point destination, in the range 1 to 64, encoded as 64 minus "scale".
<Xd>	Is the 64-bit name of the general-purpose destination register, encoded in the "Rd" field.
<Sn>	Is the 32-bit name of the SIMD&FP source register, encoded in the "Rn" field.
<Dn>	Is the 64-bit name of the SIMD&FP source register, encoded in the "Rn" field.

Operation

```

CheckFPEEnabled64() ;

constant bits(decode_fltsize) fltval = V[n, decode_fltsize];
X[d, intsize] = FPToFixed(fltval, fracbits, unsigned, FPCR, rounding, intsize);

```

Operational information

If FEAT_SME is implemented and the PE is in Streaming SVE mode, then any subsequent instruction which is dependent on the general-purpose register written by this instruction might be significantly delayed.

Internal version only: aarchmrs v2025-03_rel, pseudocode v2025-03_rel ; Build timestamp: 2025-03-21T17:41

Copyright © 2010-2025 Arm Limited or its affiliates. All rights reserved. This document is Non-Confidential.

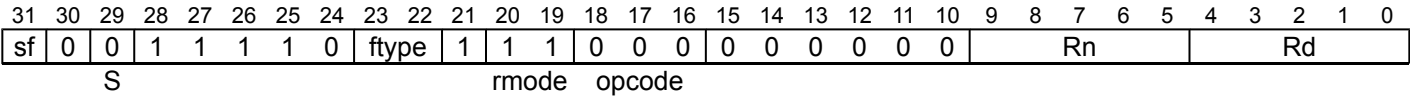
FCVTZS (scalar, integer)

Floating-point convert to signed integer, rounding toward zero (scalar)

This instruction converts the floating-point value in the SIMD&FP source register to a 32-bit or 64-bit signed integer using the Round towards Zero rounding mode, and writes the result to the general-purpose destination register.

This instruction can generate a floating-point exception. Depending on the settings in FPCR, the exception results in either a flag being set in FPSR or a synchronous exception being generated. For more information, see [Floating-point exceptions and exception traps](#).

Depending on the settings in the CPACR_EL1, CPTR_EL2, and CPTR_EL3 registers, and the current Security state and Exception level, an attempt to execute the instruction might be trapped.



Encoding for the Half-precision to 32-bit variant (FEAT_FP16)

Applies when (sf == 0 && ftype == 11)

```
FCVTZS <Wd>, <Hn>
```

Encoding for the Half-precision to 64-bit variant (FEAT_FP16)

Applies when (sf == 1 && ftype == 11)

```
FCVTZS <Xd>, <Hn>
```

Encoding for the Single-precision to 32-bit variant (FEAT_FP)

Applies when (sf == 0 && ftype == 00)

```
FCVTZS <Wd>, <Sn>
```

Encoding for the Single-precision to 64-bit variant (FEAT_FP)

Applies when (sf == 1 && ftype == 00)

```
FCVTZS <Xd>, <Sn>
```

Encoding for the Double-precision to 32-bit variant (FEAT_FP)

Applies when (sf == 0 && ftype == 01)

```
FCVTZS <Wd>, <Dn>
```

Encoding for the Double-precision to 64-bit variant (FEAT_FP)

Applies when (sf == 1 && ftype == 01)

```
FCVTZS <Xd>, <Dn>
```

Decode for all variants of this encoding

```
if !IsFeatureImplemented(FEAT_FP) then EndOfDecode(Decode_UNDEF);
if ftype == '10' then EndOfDecode(Decode_UNDEF);
if ftype == '11' && !IsFeatureImplemented(FEAT_FP16) then EndOfDecode(Decode_UNDEF);

constant integer d = UInt(Rd);
constant integer n = UInt(Rn);

constant integer intsize = 32 << UInt(sf);
constant integer fltsize = 8 << UInt(ftype EOR '10');

constant FPRounding rounding = FPRounding_ZERO;
constant boolean unsigned = FALSE;
```

Assembler Symbols

<Wd>	Is the 32-bit name of the general-purpose destination register, encoded in the "Rd" field.
<Hn>	Is the 16-bit name of the SIMD&FP source register, encoded in the "Rn" field.

<Xd>	Is the 64-bit name of the general-purpose destination register, encoded in the "Rd" field.
<Sn>	Is the 32-bit name of the SIMD&FP source register, encoded in the "Rn" field.
<Dn>	Is the 64-bit name of the SIMD&FP source register, encoded in the "Rn" field.

Operation

```

CheckFPEnabled64() ;

constant bits(fltsize) fltval = V[n, fltsize];
constant integer fracbits = 0;

X[d, intsize] = FPToFixed(fltval, fracbits, unsigned, FPCR, rounding, intsize);

```

Operational information

If FEAT_SME is implemented and the PE is in Streaming SVE mode, then any subsequent instruction which is dependent on the general-purpose register written by this instruction might be significantly delayed.

Internal version only: aarchmrs v2025-03_rel, pseudocode v2025-03_rel ; Build timestamp: 2025-03-21T17:41

Copyright © 2010-2025 Arm Limited or its affiliates. All rights reserved. This document is Non-Confidential.

FCVTZS (vector, fixed-point)

Floating-point convert to signed fixed-point, rounding toward zero (vector)

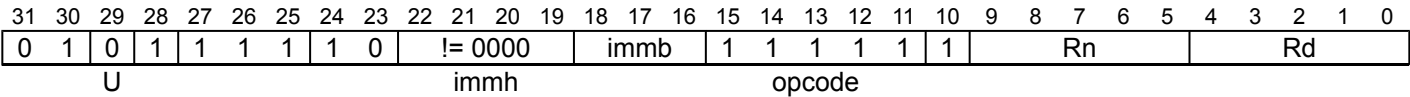
This instruction converts a scalar or each element in a vector from floating-point to fixed-point signed integer using the Round towards Zero rounding mode, and writes the result to the SIMD&FP destination register.

This instruction can generate a floating-point exception. Depending on the settings in FPCR, the exception results in either a flag being set in FPSR or a synchronous exception being generated. For more information, see *Floating-point exceptions and exception traps*.

Depending on the settings in the CPACR_EL1, CPTR_EL2, and CPTR_EL3 registers, and the current Security state and Exception level, an attempt to execute the instruction might be trapped.

It has encodings from 2 classes: [Scalar](#) and [Vector](#)

Scalar
(FEAT_AdvSIMD)



Encoding

FCVTZS <V><d>, <V><n>, #<fbits>

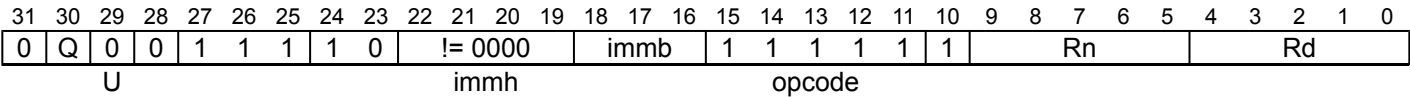
Decode for this encoding

```
if !IsFeatureImplemented(FEAT_AdvSIMD) then EndOfDecode(Decode_UNDEF);
if immh IN {'000x'} || (immh IN {'001x'} && !IsFeatureImplemented(FEAT_FP16)) then
    EndOfDecode(Decode_UNDEF);

constant integer d = UInt(Rd);
constant integer n = UInt(Rn);
constant integer esize = if immh IN {'1xxx'} then 64 else if immh IN {'01xx'} then 32 else 16;
constant integer datasize = esize;
constant integer elements = 1;

constant integer fracbits = (esize * 2) - UInt(immh:immb);
constant boolean unsigned = FALSE;
constant FPRounding rounding = FPRounding_ZERO;
```

Vector
(FEAT_AdvSIMD)



Encoding

FCVTZS <Vd>.<T>, <Vn>.<T>, #<fbits>

Decode for this encoding

```
if !IsFeatureImplemented(FEAT_AdvSIMD) then EndOfDecode(Decode_UNDEF);
if immh == '0000' then SEE(asimdimm);
if immh IN {'000x'} || (immh IN {'001x'} && !IsFeatureImplemented(FEAT_FP16)) then
    EndOfDecode(Decode_UNDEF);
if immh<3>:Q == '10' then EndOfDecode(Decode_UNDEF);

constant integer d = UInt(Rd);
constant integer n = UInt(Rn);
constant integer esize = if immh IN {'1xxx'} then 64 else if immh IN {'01xx'} then 32 else 16;
constant integer datasize = 64 << UInt(Q);
constant integer elements = datasize DIV esize;

constant integer fracbits = (esize * 2) - UInt(immh:immb);
constant boolean unsigned = FALSE;
constant FPRounding rounding = FPRounding_ZERO;
```

Assembler Symbols

<V> Is a width specifier, encoded in “immh”:

immh	<V>
0001	RESERVED
001x	H
01xx	S
1xxx	D

<d> Is the number of the SIMD&FP destination register, encoded in the "Rd" field.

<n> Is the number of the SIMD&FP source register, encoded in the "Rn" field.

<fbits> For the "Scalar" variant: is the number of fractional bits, in the range 1 to the operand width, encoded in “immh:immb”:

immh	<fbits>
0001	RESERVED
001x	32 - UInt(immh:immb)
01xx	64 - UInt(immh:immb)
1xxx	128 - UInt(immh:immb)

For the "Vector" variant: is the number of fractional bits, in the range 1 to the element width, encoded in “immh:immb”:

immh	<fbits>
0001	RESERVED
001x	32 - UInt(immh:immb)
01xx	64 - UInt(immh:immb)
1xxx	128 - UInt(immh:immb)

<Vd> Is the name of the SIMD&FP destination register, encoded in the "Rd" field.

<T> Is an arrangement specifier, encoded in “immh:Q”:

immh	Q	<T>
0001	x	RESERVED
001x	0	4H
001x	1	8H
01xx	0	2S
01xx	1	4S
1xxx	0	RESERVED
1xxx	1	2D

<Vn> Is the name of the SIMD&FP source register, encoded in the "Rn" field.

Operation

```
CheckFPAdvSIMDEnabled64();  
constant bits(datasize) operand = V[n, datasize];  
  
constant boolean merge = elements == 1 && IsMerging(FPCR);  
bits(128) result = if merge then V[d, 128] else Zeros(128);  
bits(esize) element;  
  
for e = 0 to elements-1  
    element = Elem[operand, e, esize];  
    Elem[result, e, esize] = FPToFixed(element, fracbits, unsigned, FPCR, rounding, esize);  
  
V[d, 128] = result;
```

Internal version only: aarchmrs v2025-03_rel, pseudocode v2025-03_rel ; Build timestamp: 2025-03-21T17:41

Copyright © 2010-2025 Arm Limited or its affiliates. All rights reserved. This document is Non-Confidential.

FCVTZS (vector, integer)

Floating-point convert to signed integer, rounding toward zero (vector)

This instruction converts a scalar or each element in a vector from a floating-point value to a signed integer value using the Round towards Zero rounding mode, and writes the result to the SIMD&FP destination register.

This instruction can generate a floating-point exception. Depending on the settings in FPCR, the exception results in either a flag being set in FPSR or a synchronous exception being generated. For more information, see [Floating-point exceptions and exception traps](#).

Depending on the settings in the CPACR_EL1, CPTR_EL2, and CPTR_EL3 registers, and the current Security state and Exception level, an attempt to execute the instruction might be trapped.

It has encodings from 4 classes: [Scalar half-precision](#) , [Scalar single-precision and double-precision](#) , [Vector half-precision](#) and [Vector single-precision and double-precision](#)

Scalar half-precision (FEAT_AdvSIMD && FEAT_FP16)

31	30	29	28	27	26	25	24	23	22	21	20	19	18	17	16	15	14	13	12	11	10	9	8	7	6	5	4	3	2	1	0
0	1	0	1	1	1	1	0	1	1	1	1	1	0	0	1	1	0	1	1	1	0	Rn				Rd					
U				o2				o1																							

Encoding

FCVTZS <Hd>, <Hn>

Decode for this encoding

```
if !IsFeatureImplemented(FEAT_AdvSIMD) || !IsFeatureImplemented(FEAT_FP16) then
    EndOfDecode(Decode_UNDEF);
constant integer d = UInt(Rd);
constant integer n = UInt(Rn);
constant integer esize = 16;
constant integer datasize = esize;
constant integer elements = 1;
constant FPRounding rounding = FPDecodeRounding(o1:o2);
constant boolean unsigned = FALSE;
```

Scalar single-precision and double-precision (FEAT_AdvSIMD)

31	30	29	28	27	26	25	24	23	22	21	20	19	18	17	16	15	14	13	12	11	10	9	8	7	6	5	4	3	2	1	0
0	1	0	1	1	1	1	0	1	sz	1	0	0	0	0	1	1	0	1	1	1	0	Rn				Rd					
U				o2				o1																							

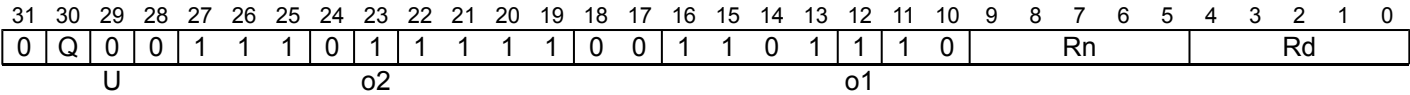
Encoding

FCVTZS <V><d>, <V><n>

Decode for this encoding

```
if !IsFeatureImplemented(FEAT_AdvSIMD) then EndOfDecode(Decode_UNDEF);
constant integer d = UInt(Rd);
constant integer n = UInt(Rn);
constant integer esize = 32 << UInt(sz);
constant integer datasize = esize;
constant integer elements = 1;
constant FPRounding rounding = FPDecodeRounding(o1:o2);
constant boolean unsigned = FALSE;
```

Vector half-precision
(FEAT_AdvSIMD && FEAT_FP16)



Encoding

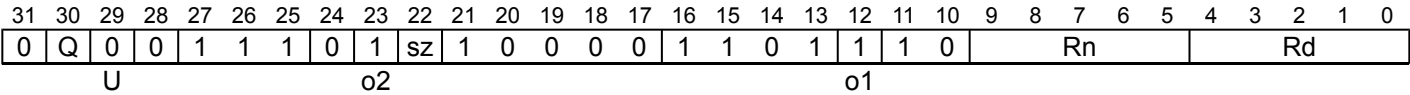
```
FCVTZS <Vd>.<T>, <Vn>.<T>
```

Decode for this encoding

```
if !IsFeatureImplemented(FEAT_AdvSIMD) || !IsFeatureImplemented(FEAT_FP16) then
    EndOfDecode(Decode_UNDEF);
constant integer d = UInt(Rd);
constant integer n = UInt(Rn);

constant integer esize = 16;
constant integer datasize = 64 << UInt(Q);
constant integer elements = datasize DIV esize;
constant FPRounding rounding = FPDecodeRounding(o1:o2);
constant boolean unsigned = FALSE;
```

Vector single-precision and double-precision
(FEAT_AdvSIMD)



Encoding

```
FCVTZS <Vd>.<T>, <Vn>.<T>
```

Decode for this encoding

```
if !IsFeatureImplemented(FEAT_AdvSIMD) then EndOfDecode(Decode_UNDEF);
if sz:Q == '10' then EndOfDecode(Decode_UNDEF);
constant integer d = UInt(Rd);
constant integer n = UInt(Rn);
constant integer esize = 32 << UInt(sz);
constant integer datasize = 64 << UInt(Q);
constant integer elements = datasize DIV esize;
constant FPRounding rounding = FPDecodeRounding(o1:o2);
constant boolean unsigned = FALSE;
```

Assembler Symbols

- <Hd> Is the 16-bit name of the SIMD&FP destination register, encoded in the "Rd" field.
- <Hn> Is the 16-bit name of the SIMD&FP source register, encoded in the "Rn" field.
- <V> Is a width specifier, encoded in “sz”:

sz	<V>
0	S
1	D
- <d> Is the number of the SIMD&FP destination register, encoded in the "Rd" field.
- <n> Is the number of the SIMD&FP source register, encoded in the "Rn" field.
- <Vd> Is the name of the SIMD&FP destination register, encoded in the "Rd" field.

<T> For the "Vector half-precision" variant: is an arrangement specifier, encoded in “Q”:

Q	<T>
0	4H
1	8H

For the "Vector single-precision and double-precision" variant: is an arrangement specifier, encoded in “sz:Q”:

sz	Q	<T>
0	0	2S
0	1	4S
1	0	RESERVED
1	1	2D

<Vn> Is the name of the SIMD&FP source register, encoded in the "Rn" field.

Operation

```
if elements == 1 && IsFeatureImplemented(FEAT_FPRCVT) then
    CheckFPEnabled64\(\);
else
    CheckFPAdvSIMDEnabled64\(\);

constant bits(datasize) operand = V[n, datasize];

constant boolean merge = elements == 1 && IsMerging(FPCR);
bits(128) result = if merge then V[d, 128] else Zeros(128);
constant integer fracbits = 0;
bits(esize) element;

for e = 0 to elements-1
    element = Elem[operand, e, esize];
    Elem[result, e, esize] = FPToFixed(element, fracbits, unsigned, FPCR, rounding, esize);

V[d, 128] = result;
```

FCVTZU (scalar SIMD&FP)

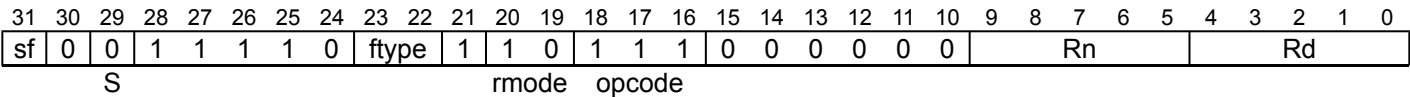
Floating-point convert to unsigned integer, rounding toward zero (scalar SIMD&FP)

This instruction converts the floating-point value in the SIMD&FP source register to a 32-bit or 64-bit unsigned integer using the Round toward Zero rounding mode, and writes the result to the SIMD&FP destination register.

This instruction can generate a floating-point exception. Depending on the settings in FPCR, the exception results in either a flag being set in FPSR or a synchronous exception being generated. For more information, see [Floating-point exceptions and exception traps](#).

Depending on the settings in the CPACR_EL1, CPTR_EL2, and CPTR_EL3 registers, and the current Security state and Exception level, an attempt to execute the instruction might be trapped.

Floating-point (FEAT_FPRCVT)



Encoding for the Half-precision to 32-bit variant

Applies when (sf == 0 && ftype == 11)

```
FCVTZU <Sd>, <Hn>
```

Encoding for the Half-precision to 64-bit variant

Applies when (sf == 1 && ftype == 11)

```
FCVTZU <Dd>, <Hn>
```

Encoding for the Single-precision to 64-bit variant

Applies when (sf == 1 && ftype == 00)

```
FCVTZU <Dd>, <Sn>
```

Encoding for the Double-precision to 32-bit variant

Applies when (sf == 0 && ftype == 01)

```
FCVTZU <Sd>, <Dn>
```

Decode for all variants of this encoding

```
if !IsFeatureImplemented(FEAT_FPRCVT) then EndOfDecode(Decode_UNDEF);
constant integer d = UInt(Rd);
constant integer n = UInt(Rn);

constant integer intsize = 32 << UInt(sf);
constant integer fltsize = 8 << UInt(ftype EOR '10');
```

Assembler Symbols

- <Sd> Is the 32-bit name of the SIMD&FP destination register, encoded in the "Rd" field.
- <Hn> Is the 16-bit name of the SIMD&FP source register, encoded in the "Rn" field.
- <Dd> Is the 64-bit name of the SIMD&FP destination register, encoded in the "Rd" field.
- <Sn> Is the 32-bit name of the SIMD&FP source register, encoded in the "Rn" field.
- <Dn> Is the 64-bit name of the SIMD&FP source register, encoded in the "Rn" field.

Operation

```
CheckFPEEnabled64();  
  
bits(fltsize) fltval;  
bits(intsize) intval;  
constant boolean merge = IsMerging(FPCR);  
bits(128) result = if merge then V[d, 128] else Zeros(128);  
  
fltval = V[n, fltsize];  
intval = FPToFixed(fltval, 0, TRUE, FPCR, FPRounding\_ZERO, intsize);  
Elem[result, 0, intsize] = intval;  
  
V[d, 128] = result;
```

Internal version only: aarchmrs v2025-03_rel, pseudocode v2025-03_rel ; Build timestamp: 2025-03-21T17:41

Copyright © 2010-2025 Arm Limited or its affiliates. All rights reserved. This document is Non-Confidential.

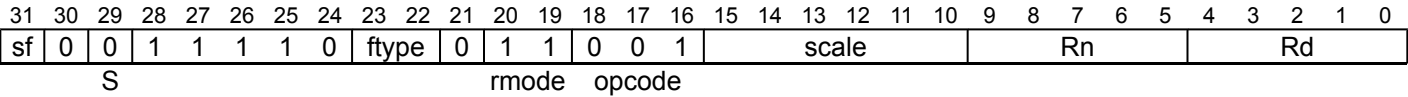
FCVTZU (scalar, fixed-point)

Floating-point convert to unsigned fixed-point, rounding toward zero (scalar)

This instruction converts the floating-point value in the SIMD&FP source register to a 32-bit or 64-bit fixed-point unsigned integer using the Round towards Zero rounding mode, and writes the result to the general-purpose destination register.

This instruction can generate a floating-point exception. Depending on the settings in FPCR, the exception results in either a flag being set in FPSR or a synchronous exception being generated. For more information, see [Floating-point exceptions and exception traps](#).

Depending on the settings in the CPACR_EL1, CPTR_EL2, and CPTR_EL3 registers, and the current Security state and Exception level, an attempt to execute the instruction might be trapped.



Encoding for the Half-precision to 32-bit variant (FEAT_FP16)

Applies when (sf == 0 && ftype == 11)

```
FCVTZU <Wd>, <Hn>, #<fbits>
```

Encoding for the Half-precision to 64-bit variant (FEAT_FP16)

Applies when (sf == 1 && ftype == 11)

```
FCVTZU <Xd>, <Hn>, #<fbits>
```

Encoding for the Single-precision to 32-bit variant (FEAT_FP)

Applies when (sf == 0 && ftype == 00)

```
FCVTZU <Wd>, <Sn>, #<fbits>
```

Encoding for the Single-precision to 64-bit variant (FEAT_FP)

Applies when (sf == 1 && ftype == 00)

```
FCVTZU <Xd>, <Sn>, #<fbits>
```

Encoding for the Double-precision to 32-bit variant (FEAT_FP)

Applies when (sf == 0 && ftype == 01)

```
FCVTZU <Wd>, <Dn>, #<fbits>
```

Encoding for the Double-precision to 64-bit variant (FEAT_FP)

Applies when (sf == 1 && ftype == 01)

```
FCVTZU <Xd>, <Dn>, #<fbits>
```

Decode for all variants of this encoding

```
if !IsFeatureImplemented(FEAT_FP) then EndOfDecode(Decode_UNDEF);
if ftype == '10' then EndOfDecode(Decode_UNDEF);
if ftype == '11' && !IsFeatureImplemented(FEAT_FP16) then EndOfDecode(Decode_UNDEF);
if sf == '0' && scale<5> == '0' then EndOfDecode(Decode_UNDEF);

constant integer d = UInt(Rd);
constant integer n = UInt(Rn);

constant integer intsize = 32 << UInt(sf);
constant integer decode_fltsize = 8 << UInt(ftype EOR '10');

constant integer fracbits = 64 - UInt(scale);

constant FPRounding rounding = FPRounding_ZERO;
constant boolean unsigned = TRUE;
```

Assembler Symbols

<Wd> Is the 32-bit name of the general-purpose destination register, encoded in the "Rd" field.

<Hn>	Is the 16-bit name of the SIMD&FP source register, encoded in the "Rn" field.
<fbits>	For the "Double-precision to 32-bit", "Half-precision to 32-bit", and "Single-precision to 32-bit" variants: is the number of bits after the binary point in the fixed-point destination, in the range 1 to 32, encoded as 64 minus "scale". For the "Double-precision to 64-bit", "Half-precision to 64-bit", and "Single-precision to 64-bit" variants: is the number of bits after the binary point in the fixed-point destination, in the range 1 to 64, encoded as 64 minus "scale".
<Xd>	Is the 64-bit name of the general-purpose destination register, encoded in the "Rd" field.
<Sn>	Is the 32-bit name of the SIMD&FP source register, encoded in the "Rn" field.
<Dn>	Is the 64-bit name of the SIMD&FP source register, encoded in the "Rn" field.

Operation

```

CheckFPEnabled64() ;

constant bits(decode_fltsize) fltval = V[n, decode_fltsize];
X[d, intsize] = FPToFixed(fltval, fracbits, unsigned, FPCR, rounding, intsize);

```

Operational information

If FEAT_SME is implemented and the PE is in Streaming SVE mode, then any subsequent instruction which is dependent on the general-purpose register written by this instruction might be significantly delayed.

Internal version only: aarchmrs v2025-03_rel, pseudocode v2025-03_rel ; Build timestamp: 2025-03-21T17:41

Copyright © 2010-2025 Arm Limited or its affiliates. All rights reserved. This document is Non-Confidential.

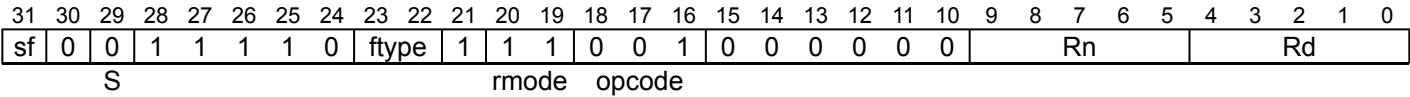
FCVTZU (scalar, integer)

Floating-point convert to unsigned integer, rounding toward zero (scalar)

This instruction converts the floating-point value in the SIMD&FP source register to a 32-bit or 64-bit unsigned integer using the Round towards Zero rounding mode, and writes the result to the general-purpose destination register.

This instruction can generate a floating-point exception. Depending on the settings in FPCR, the exception results in either a flag being set in FPSR or a synchronous exception being generated. For more information, see [Floating-point exceptions and exception traps](#).

Depending on the settings in the CPACR_EL1, CPTR_EL2, and CPTR_EL3 registers, and the current Security state and Exception level, an attempt to execute the instruction might be trapped.



Encoding for the Half-precision to 32-bit variant (FEAT_FP16)

Applies when (sf == 0 && ftype == 11)

```
FCVTZU <Wd>, <Hn>
```

Encoding for the Half-precision to 64-bit variant (FEAT_FP16)

Applies when (sf == 1 && ftype == 11)

```
FCVTZU <Xd>, <Hn>
```

Encoding for the Single-precision to 32-bit variant (FEAT_FP)

Applies when (sf == 0 && ftype == 00)

```
FCVTZU <Wd>, <Sn>
```

Encoding for the Single-precision to 64-bit variant (FEAT_FP)

Applies when (sf == 1 && ftype == 00)

```
FCVTZU <Xd>, <Sn>
```

Encoding for the Double-precision to 32-bit variant (FEAT_FP)

Applies when (sf == 0 && ftype == 01)

```
FCVTZU <Wd>, <Dn>
```

Encoding for the Double-precision to 64-bit variant (FEAT_FP)

Applies when (sf == 1 && ftype == 01)

```
FCVTZU <Xd>, <Dn>
```

Decode for all variants of this encoding

```
if !IsFeatureImplemented(FEAT_FP) then EndOfDecode(Decode_UNDEF);
if ftype == '10' then EndOfDecode(Decode_UNDEF);
if ftype == '11' && !IsFeatureImplemented(FEAT_FP16) then EndOfDecode(Decode_UNDEF);

constant integer d = UInt(Rd);
constant integer n = UInt(Rn);

constant integer intsize = 32 << UInt(sf);
constant integer fltsize = 8 << UInt(ftype EOR '10');

constant FPRounding rounding = FPRounding_ZERO;
constant boolean unsigned    = TRUE;
```

Assembler Symbols

<Wd>	Is the 32-bit name of the general-purpose destination register, encoded in the "Rd" field.
<Hn>	Is the 16-bit name of the SIMD&FP source register, encoded in the "Rn" field.

<Xd>	Is the 64-bit name of the general-purpose destination register, encoded in the "Rd" field.
<Sn>	Is the 32-bit name of the SIMD&FP source register, encoded in the "Rn" field.
<Dn>	Is the 64-bit name of the SIMD&FP source register, encoded in the "Rn" field.

Operation

```

CheckFPEnabled64() ;

constant bits(fltsize) fltval = V[n, fltsize];
constant integer fracbits = 0;

X[d, intsize] = FPToFixed(fltval, fracbits, unsigned, FPCR, rounding, intsize);

```

Operational information

If FEAT_SME is implemented and the PE is in Streaming SVE mode, then any subsequent instruction which is dependent on the general-purpose register written by this instruction might be significantly delayed.

Internal version only: aarchmrs v2025-03_rel, pseudocode v2025-03_rel ; Build timestamp: 2025-03-21T17:41

Copyright © 2010-2025 Arm Limited or its affiliates. All rights reserved. This document is Non-Confidential.

FCVTZU (vector, fixed-point)

Floating-point convert to unsigned fixed-point, rounding toward zero (vector)

This instruction converts a scalar or each element in a vector from floating-point to fixed-point unsigned integer using the Round towards Zero rounding mode, and writes the result to the general-purpose destination register.

This instruction can generate a floating-point exception. Depending on the settings in FPCR, the exception results in either a flag being set in FPSR or a synchronous exception being generated. For more information, see *Floating-point exceptions and exception traps*.

Depending on the settings in the CPACR_EL1, CPTR_EL2, and CPTR_EL3 registers, and the current Security state and Exception level, an attempt to execute the instruction might be trapped.

It has encodings from 2 classes: [Scalar](#) and [Vector](#)

Scalar
(FEAT_AdvSIMD)

31	30	29	28	27	26	25	24	23	22	21	20	19	18	17	16	15	14	13	12	11	10	9	8	7	6	5	4	3	2	1	0
0	1	1	1	1	1	1	1	0	!= 0000				immb			1	1	1	1	1	1	1	Rn				Rd				
U									immh				opcode																		

Encoding

FCVTZU <V><d>, <V><n>, #<fbits>

Decode for this encoding

```
if !IsFeatureImplemented(FEAT_AdvSIMD) then EndOfDecode(Decode_UNDEF);
if immh IN {'000x'} || (immh IN {'001x'} && !IsFeatureImplemented(FEAT_FP16)) then
    EndOfDecode(Decode_UNDEF);

constant integer d = UInt(Rd);
constant integer n = UInt(Rn);
constant integer esize = if immh IN {'1xxx'} then 64 else if immh IN {'01xx'} then 32 else 16;
constant integer datasize = esize;
constant integer elements = 1;

constant integer fracbits = (esize * 2) - UInt(immh:immb);
constant boolean unsigned = TRUE;
constant FPRounding rounding = FPRounding_ZERO;
```

Vector
(FEAT_AdvSIMD)

31	30	29	28	27	26	25	24	23	22	21	20	19	18	17	16	15	14	13	12	11	10	9	8	7	6	5	4	3	2	1	0
0	Q	1	0	1	1	1	1	0	!= 0000				immb			1	1	1	1	1	1	Rn				Rd					
U									immh				opcode																		

Encoding

FCVTZU <Vd>.<T>, <Vn>.<T>, #<fbits>

Decode for this encoding

```
if !IsFeatureImplemented(FEAT_AdvSIMD) then EndOfDecode(Decode_UNDEF);
if immh == '0000' then SEE(asimdimm);
if immh IN {'000x'} || (immh IN {'001x'} && !IsFeatureImplemented(FEAT_FP16)) then
    EndOfDecode(Decode_UNDEF);
if immh<3>:Q == '10' then EndOfDecode(Decode_UNDEF);

constant integer d = UInt(Rd);
constant integer n = UInt(Rn);
constant integer esize = if immh IN {'1xxx'} then 64 else if immh IN {'01xx'} then 32 else 16;
constant integer datasize = 64 << UInt(Q);
constant integer elements = datasize DIV esize;

constant integer fracbits = (esize * 2) - UInt(immh:immb);
constant boolean unsigned = TRUE;
constant FPRounding rounding = FPRounding_ZERO;
```

Assembler Symbols

<V> Is a width specifier, encoded in “immh”:

immh	<V>
0001	RESERVED
001x	H
01xx	S
1xxx	D

<d> Is the number of the SIMD&FP destination register, encoded in the "Rd" field.

<n> Is the number of the SIMD&FP source register, encoded in the "Rn" field.

<fbits> For the "Scalar" variant: is the number of fractional bits, in the range 1 to the operand width, encoded in “immh:immb”:

immh	<fbits>
0001	RESERVED
001x	32 - UInt(immh:immb)
01xx	64 - UInt(immh:immb)
1xxx	128 - UInt(immh:immb)

For the "Vector" variant: is the number of fractional bits, in the range 1 to the element width, encoded in “immh:immb”:

immh	<fbits>
0001	RESERVED
001x	32 - UInt(immh:immb)
01xx	64 - UInt(immh:immb)
1xxx	128 - UInt(immh:immb)

<Vd> Is the name of the SIMD&FP destination register, encoded in the "Rd" field.

<T> Is an arrangement specifier, encoded in “immh:Q”:

immh	Q	<T>
0001	x	RESERVED
001x	0	4H
001x	1	8H
01xx	0	2S
01xx	1	4S
1xxx	0	RESERVED
1xxx	1	2D

<Vn> Is the name of the SIMD&FP source register, encoded in the "Rn" field.

Operation

```
CheckFPAdvSIMDEnabled64();  
constant bits(datasize) operand = V[n, datasize];  
  
constant boolean merge = elements == 1 && IsMerging(FPCR);  
bits(128) result = if merge then V[d, 128] else Zeros(128);  
bits(esize) element;  
  
for e = 0 to elements-1  
    element = Elem[operand, e, esize];  
    Elem[result, e, esize] = FPToFixed(element, fracbits, unsigned, FPCR, rounding, esize);  
  
V[d, 128] = result;
```

Internal version only: aarchmrs v2025-03_rel, pseudocode v2025-03_rel ; Build timestamp: 2025-03-21T17:41

Copyright © 2010-2025 Arm Limited or its affiliates. All rights reserved. This document is Non-Confidential.

FCVTZU (vector, integer)

Floating-point convert to unsigned integer, rounding toward zero (vector)

This instruction converts a scalar or each element in a vector from a floating-point value to an unsigned integer value using the Round towards Zero rounding mode, and writes the result to the SIMD&FP destination register.

This instruction can generate a floating-point exception. Depending on the settings in FPCR, the exception results in either a flag being set in FPSR or a synchronous exception being generated. For more information, see [Floating-point exceptions and exception traps](#).

Depending on the settings in the CPACR_EL1, CPTR_EL2, and CPTR_EL3 registers, and the current Security state and Exception level, an attempt to execute the instruction might be trapped.

It has encodings from 4 classes: [Scalar half-precision](#) , [Scalar single-precision and double-precision](#) , [Vector half-precision](#) and [Vector single-precision and double-precision](#)

Scalar half-precision (FEAT_AdvSIMD && FEAT_FP16)

31	30	29	28	27	26	25	24	23	22	21	20	19	18	17	16	15	14	13	12	11	10	9	8	7	6	5	4	3	2	1	0
0	1	1	1	1	1	1	0	1	1	1	1	1	0	0	1	1	0	1	1	1	0	Rn				Rd					
U				o2				o1																							

Encoding

FCVTZU <Hd>, <Hn>

Decode for this encoding

```
if !IsFeatureImplemented(FEAT_AdvSIMD) || !IsFeatureImplemented(FEAT_FP16) then
    EndOfDecode(Decode_UNDEF);
constant integer d = UInt(Rd);
constant integer n = UInt(Rn);
constant integer esize = 16;
constant integer datasize = esize;
constant integer elements = 1;
constant FPRounding rounding = FPDecodeRounding(o1:o2);
constant boolean unsigned = TRUE;
```

Scalar single-precision and double-precision (FEAT_AdvSIMD)

31	30	29	28	27	26	25	24	23	22	21	20	19	18	17	16	15	14	13	12	11	10	9	8	7	6	5	4	3	2	1	0
0	1	1	1	1	1	1	0	1	sz	1	0	0	0	0	1	1	0	1	1	1	0	Rn				Rd					
U				o2				o1																							

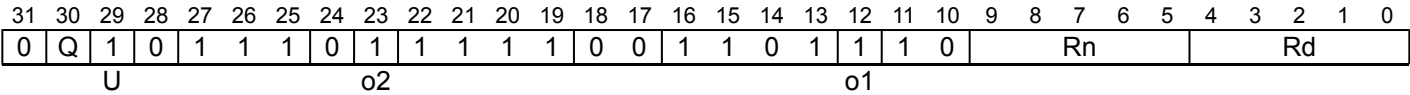
Encoding

FCVTZU <V><d>, <V><n>

Decode for this encoding

```
if !IsFeatureImplemented(FEAT_AdvSIMD) then EndOfDecode(Decode_UNDEF);
constant integer d = UInt(Rd);
constant integer n = UInt(Rn);
constant integer esize = 32 << UInt(sz);
constant integer datasize = esize;
constant integer elements = 1;
constant FPRounding rounding = FPDecodeRounding(o1:o2);
constant boolean unsigned = TRUE;
```

Vector half-precision
(FEAT_AdvSIMD && FEAT_FP16)



Encoding

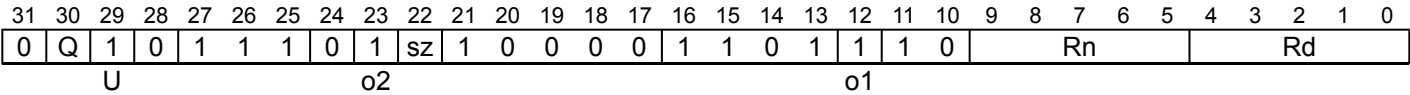
```
FCVTZU <Vd>.<T>, <Vn>.<T>
```

Decode for this encoding

```
if !IsFeatureImplemented(FEAT_AdvSIMD) || !IsFeatureImplemented(FEAT_FP16) then
    EndOfDecode(Decode_UNDEF);
constant integer d = UInt(Rd);
constant integer n = UInt(Rn);

constant integer esize = 16;
constant integer datasize = 64 << UInt(Q);
constant integer elements = datasize DIV esize;
constant FPRounding rounding = FPDecodeRounding(o1:o2);
constant boolean unsigned = TRUE;
```

Vector single-precision and double-precision
(FEAT_AdvSIMD)



Encoding

```
FCVTZU <Vd>.<T>, <Vn>.<T>
```

Decode for this encoding

```
if !IsFeatureImplemented(FEAT_AdvSIMD) then EndOfDecode(Decode_UNDEF);
if sz:Q == '10' then EndOfDecode(Decode_UNDEF);
constant integer d = UInt(Rd);
constant integer n = UInt(Rn);
constant integer esize = 32 << UInt(sz);
constant integer datasize = 64 << UInt(Q);
constant integer elements = datasize DIV esize;
constant FPRounding rounding = FPDecodeRounding(o1:o2);
constant boolean unsigned = TRUE;
```

Assembler Symbols

- <Hd> Is the 16-bit name of the SIMD&FP destination register, encoded in the "Rd" field.
- <Hn> Is the 16-bit name of the SIMD&FP source register, encoded in the "Rn" field.
- <V> Is a width specifier, encoded in “sz”:

sz	<V>
0	S
1	D
- <d> Is the number of the SIMD&FP destination register, encoded in the "Rd" field.
- <n> Is the number of the SIMD&FP source register, encoded in the "Rn" field.
- <Vd> Is the name of the SIMD&FP destination register, encoded in the "Rd" field.

<T> For the "Vector half-precision" variant: is an arrangement specifier, encoded in “Q”:

Q	<T>
0	4H
1	8H

For the "Vector single-precision and double-precision" variant: is an arrangement specifier, encoded in “sz:Q”:

sz	Q	<T>
0	0	2S
0	1	4S
1	0	RESERVED
1	1	2D

<Vn> Is the name of the SIMD&FP source register, encoded in the "Rn" field.

Operation

```
if elements == 1 && IsFeatureImplemented(FEAT_FPRCVT) then
    CheckFPEnabled64\(\);
else
    CheckFPAdvSIMDEnabled64\(\);

constant bits(datasize) operand = V[n, datasize];

constant boolean merge = elements == 1 && IsMerging(FPCR);
bits(128) result = if merge then V[d, 128] else Zeros(128);
constant integer fracbits = 0;
bits(esize) element;

for e = 0 to elements-1
    element = Elem[operand, e, esize];
    Elem[result, e, esize] = FPToFixed(element, fracbits, unsigned, FPCR, rounding, esize);

V[d, 128] = result;
```

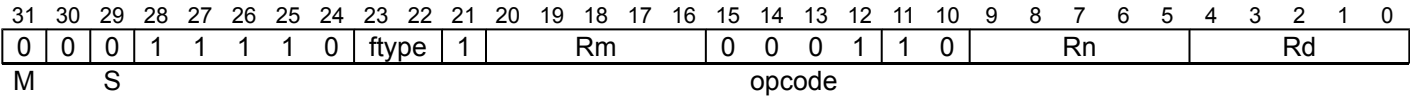
FDIV (scalar)

Floating-point divide (scalar)

This instruction divides the floating-point value of the first source SIMD&FP register by the floating-point value of the second source SIMD&FP register, and writes the result to the destination SIMD&FP register.

This instruction can generate a floating-point exception. Depending on the settings in FPCR, the exception results in either a flag being set in FPSR or a synchronous exception being generated. For more information, see [Floating-point exceptions and exception traps](#).

Depending on the settings in the CPACR_EL1, CPTR_EL2, and CPTR_EL3 registers, and the current Security state and Exception level, an attempt to execute the instruction might be trapped.



Encoding for the Half-precision variant (FEAT_FP16)

Applies when (ftype == 11)

```
FDIV <Hd>, <Hn>, <Hm>
```

Encoding for the Single-precision variant (FEAT_FP)

Applies when (ftype == 00)

```
FDIV <Sd>, <Sn>, <Sm>
```

Encoding for the Double-precision variant (FEAT_FP)

Applies when (ftype == 01)

```
FDIV <Dd>, <Dn>, <Dm>
```

Decode for all variants of this encoding

```
if !IsFeatureImplemented(FEAT_FP) then EndOfDecode(Decode_UNDEF);
if ftype == '10' then EndOfDecode(Decode_UNDEF);
if ftype == '11' && !IsFeatureImplemented(FEAT_FP16) then EndOfDecode(Decode_UNDEF);

constant integer d = UInt(Rd);
constant integer n = UInt(Rn);
constant integer m = UInt(Rm);

constant integer esize = 8 << UInt(ftype EOR '10');
```

Assembler Symbols

- <Hd> Is the 16-bit name of the SIMD&FP destination register, encoded in the "Rd" field.
- <Hn> Is the 16-bit name of the first SIMD&FP source register, encoded in the "Rn" field.
- <Hm> Is the 16-bit name of the second SIMD&FP source register, encoded in the "Rm" field.
- <Sd> Is the 32-bit name of the SIMD&FP destination register, encoded in the "Rd" field.
- <Sn> Is the 32-bit name of the first SIMD&FP source register, encoded in the "Rn" field.
- <Sm> Is the 32-bit name of the second SIMD&FP source register, encoded in the "Rm" field.
- <Dd> Is the 64-bit name of the SIMD&FP destination register, encoded in the "Rd" field.
- <Dn> Is the 64-bit name of the first SIMD&FP source register, encoded in the "Rn" field.

<Dm> Is the 64-bit name of the second SIMD&FP source register, encoded in the "Rm" field.

Operation

```
CheckFPEEnabled64();  
constant bits(esize) operand1 = V[n, esize];  
constant bits(esize) operand2 = V[m, esize];  
  
bits(128) result = if IsMerging(FPCR) then V[n, 128] else Zeros(128);  
  
Elem[result, 0, esize] = FPDiv(operand1, operand2, FPCR);  
  
V[d, 128] = result;
```

Internal version only: aarchmrs v2025-03_rel, pseudocode v2025-03_rel ; Build timestamp: 2025-03-21T17:41

Copyright © 2010-2025 Arm Limited or its affiliates. All rights reserved. This document is Non-Confidential.

FDIV (vector)

Floating-point divide (vector)

This instruction divides the floating-point values in the elements in the first source SIMD&FP register, by the floating-point values in the corresponding elements in the second source SIMD&FP register, places the results in a vector, and writes the vector to the destination SIMD&FP register.

This instruction can generate a floating-point exception. Depending on the settings in FPCR, the exception results in either a flag being set in FPSR or a synchronous exception being generated. For more information, see [Floating-point exceptions and exception traps](#).

Depending on the settings in the CPACR_EL1, CPTR_EL2, and CPTR_EL3 registers, and the current Security state and Exception level, an attempt to execute the instruction might be trapped.

It has encodings from 2 classes: [Half-precision](#) and [Single-precision and double-precision](#)

Half-precision (FEAT_AdvSIMD && FEAT_FP16)

31	30	29	28	27	26	25	24	23	22	21	20	19	18	17	16	15	14	13	12	11	10	9	8	7	6	5	4	3	2	1	0
0	Q	1	0	1	1	1	0	0	1	0	Rm				0	0	1	1	1	1	Rn				Rd						
U				a				opcode																							

Encoding

FDIV <Vd>.<T>, <Vn>.<T>, <Vm>.<T>

Decode for this encoding

```
if !IsFeatureImplemented(FEAT_AdvSIMD) || !IsFeatureImplemented(FEAT_FP16) then
    EndOfDecode(Decode_UNDEF);
constant integer d = UInt(Rd);
constant integer n = UInt(Rn);
constant integer m = UInt(Rm);
constant integer esize = 16;
constant integer datasize = 64 << UInt(Q);
constant integer elements = datasize DIV esize;
```

Single-precision and double-precision (FEAT_AdvSIMD)

31	30	29	28	27	26	25	24	23	22	21	20	19	18	17	16	15	14	13	12	11	10	9	8	7	6	5	4	3	2	1	0
0	Q	1	0	1	1	1	0	0	sz	1	Rm					1	1	1	1	1	1	Rn					Rd				
U											opcode																				

Encoding

FDIV <Vd>.<T>, <Vn>.<T>, <Vm>.<T>

Decode for this encoding

```
if !IsFeatureImplemented(FEAT_AdvSIMD) then EndOfDecode(Decode_UNDEF);
if sz:Q == '10' then EndOfDecode(Decode_UNDEF);
constant integer d = UInt(Rd);
constant integer n = UInt(Rn);
constant integer m = UInt(Rm);
constant integer esize = 32 << UInt(sz);
constant integer datasize = 64 << UInt(Q);
constant integer elements = datasize DIV esize;
```

Assembler Symbols

<Vd> Is the name of the SIMD&FP destination register, encoded in the "Rd" field.

<T> For the "Half-precision" variant: is an arrangement specifier, encoded in “Q”:

Q	<T>
0	4H
1	8H

For the "Single-precision and double-precision" variant: is an arrangement specifier, encoded in “sz:Q”:

sz	Q	<T>
0	0	2S
0	1	4S
1	0	RESERVED
1	1	2D

<Vn> Is the name of the first SIMD&FP source register, encoded in the "Rn" field.

<Vm> Is the name of the second SIMD&FP source register, encoded in the "Rm" field.

Operation

```
CheckFPAdvSIMDEnabled64();
constant bits(datasize) operand1 = V[n, datasize];
constant bits(datasize) operand2 = V[m, datasize];
bits(datasize) result;
bits(esize) element1;
bits(esize) element2;

for e = 0 to elements-1
    element1 = Elem[operand1, e, esize];
    element2 = Elem[operand2, e, esize];
    Elem[result, e, esize] = FPDIV(element1, element2, FPCR);

V[d, datasize] = result;
```

FDOT (8-bit floating-point to half-precision, by element)

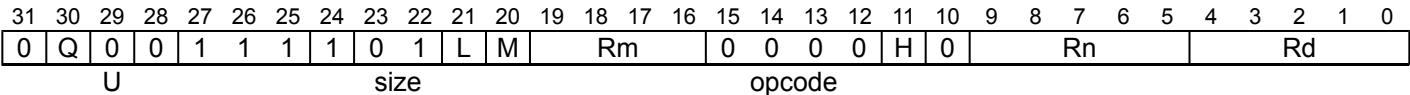
8-bit floating-point dot product to half-precision (vector, by element)

This instruction computes the fused sum-of-products of a group of two 8-bit floating-point values held in each 16-bit element of the first source vector and a group of two 8-bit floating-point values in an indexed 16-bit element of the second source vector. The half-precision sum-of-products are scaled by $2^{-\text{UInt}(\text{FPMR.LSCALE}[3:0])}$, before being destructively added without intermediate rounding to the corresponding half-precision elements of the destination vector.

The 8-bit floating-point groups within the second source vector are specified using an immediate index.

The 8-bit floating-point encoding format for the elements of the first source vector is selected by FPMR.F8S1. The 8-bit floating-point encoding format for the elements of the second source vector is selected by FPMR.F8S2.

Advanced SIMD
(FEAT_FP8DOT2)



Encoding

FDOT <Vd>.<Ta>, <Vn>.<Tb>, <Vm>.^{2B}[<index>]

Decode for this encoding

```
if !IsFeatureImplemented(FEAT_FP8DOT2) then
    EndOfDecode(Decode_UNDEF);
constant integer n = UInt(Rn);
constant integer d = UInt(Rd);
constant integer m = UInt('0':Rm);
constant integer i = UInt(H:L:M);

constant integer datasize = if Q == '1' then 128 else 64;
constant integer esize = 16;
constant integer elements = datasize DIV esize;
```

Assembler Symbols

- <Vd>

Is the name of the SIMD&FP destination register, encoded in the "Rd" field.
- <Ta>

Is an arrangement specifier, encoded in “Q”:

Q	<Ta>
0	4H
1	8H
- <Vn>

Is the name of the first SIMD&FP source register, encoded in the "Rn" field.
- <Tb>

Is an arrangement specifier, encoded in “Q”:

Q	<Tb>
0	8B
1	16B
- <Vm>

Is the name of the second SIMD&FP source register, in the range V0 to V15, encoded in the "Rm" field.
- <index>

Is the immediate index of a group of two 8-bit elements, in the range 0 to 7, encoded in the "H:L:M" fields.

Operation

```
CheckFPMREnabled(); CheckFPAdvSIMDEnabled64();
constant bits(datasize) operand1 = V[n, datasize];
constant bits(128) operand2 = V[m, 128];
constant bits(datasize) operand3 = V[d, datasize];
bits(datasize) result;

for e = 0 to elements-1
    constant bits(esize) op1 = Elem[operand1, e, esize];
    constant bits(esize) op2 = Elem[operand2, i, esize];
    constant bits(esize) sum = Elem[operand3, e, esize];

    Elem[result, e, esize] = FP8DotAddFP(sum, op1, op2, FPCR, FPMR);

V[d, datasize] = result;
```

Internal version only: aarchmrs v2025-03_rel, pseudocode v2025-03_rel ; Build timestamp: 2025-03-21T17:41

Copyright © 2010-2025 Arm Limited or its affiliates. All rights reserved. This document is Non-Confidential.

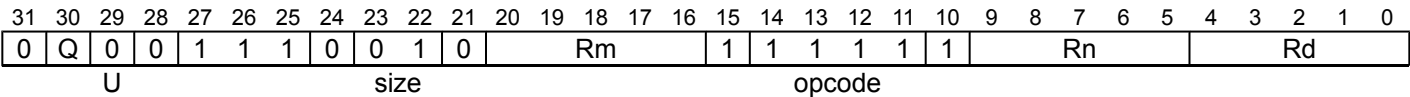
FDOT (8-bit floating-point to half-precision, vector)

8-bit floating-point dot product to half-precision (vector)

This instruction computes the fused sum-of-products of a group of two 8-bit floating-point values held in each 16-bit element of the first and second source vectors. The half-precision sum-of-products are scaled by $2^{-\text{UInt}(\text{FPMR.LSCALE}[3:0])}$, before being destructively added without intermediate rounding to the corresponding half-precision elements of the destination vector.

The 8-bit floating-point encoding format for the elements of the first source vector is selected by FPMR.F8S1. The 8-bit floating-point encoding format for the elements of the second source vector is selected by FPMR.F8S2.

Advanced SIMD
(FEAT_FP8DOT2)



Encoding

FDOT <Vd>.<Ta>, <Vn>.<Tb>, <Vm>.<Tb>

Decode for this encoding

```
if !IsFeatureImplemented(FEAT_FP8DOT2) then
    EndOfDecode(Decode_UNDEF);
constant integer d = UInt(Rd);
constant integer n = UInt(Rn);
constant integer m = UInt(Rm);
constant integer datasize = if Q == '1' then 128 else 64;
constant integer esize = 16;
constant integer elements = datasize DIV esize;
```

Assembler Symbols

<Vd> Is the name of the SIMD&FP destination register, encoded in the "Rd" field.

<Ta> Is an arrangement specifier, encoded in “Q”:

Q	<Ta>
0	4H
1	8H

<Vn> Is the name of the first SIMD&FP source register, encoded in the "Rn" field.

<Tb> Is an arrangement specifier, encoded in “Q”:

Q	<Tb>
0	8B
1	16B

<Vm> Is the name of the second SIMD&FP source register, encoded in the "Rm" field.

Operation

```
CheckFPMREnabled(); CheckFPAdvSIMDEnabled64();
constant bits(datasize) operand1 = V[n, datasize];
constant bits(datasize) operand2 = V[m, datasize];
constant bits(datasize) operand3 = V[d, datasize];
bits(datasize) result;

for e = 0 to elements-1
    constant bits(esize) op1 = Elem[operand1, e, esize];
    constant bits(esize) op2 = Elem[operand2, e, esize];
    bits(esize) sum = Elem[operand3, e, esize];

    sum = FP8DotAddFP(sum, op1, op2, FPCR, FPMR);
    Elem[result, e, esize] = sum;

V[d, datasize] = result;
```

Internal version only: aarchmrs v2025-03_rel, pseudocode v2025-03_rel ; Build timestamp: 2025-03-21T17:41

Copyright © 2010-2025 Arm Limited or its affiliates. All rights reserved. This document is Non-Confidential.

FDOT (8-bit floating-point to single-precision, by element)

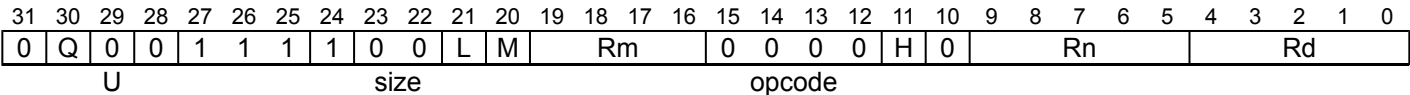
8-bit floating-point dot product to single-precision (vector, by element)

This instruction computes the fused sum-of-products of a group of four 8-bit floating-point values held in each 32-bit element of the first source vector and a group of four 8-bit floating-point values in an indexed 32-bit element of the second source vector. The single-precision sum-of-products are scaled by $2^{-\text{UInt}(\text{FPMR.LSCALE})}$, before being destructively added without intermediate rounding to the corresponding single-precision elements of the destination vector.

The 8-bit floating-point groups within the second source vector are specified using an immediate index.

The 8-bit floating-point encoding format for the elements of the first source vector is selected by FPMR.F8S1. The 8-bit floating-point encoding format for the elements of the second source vector is selected by FPMR.F8S2.

Advanced SIMD
(FEAT_FP8DOT4)



Encoding

FDOT <Vd>.<Ta>, <Vn>.<Tb>, <Vm> .4B[<index>]

Decode for this encoding

```
if !IsFeatureImplemented(FEAT_FP8DOT4) then
    EndOfDecode(Decode_UNDEF);
constant integer n = UInt(Rn);
constant integer d = UInt(Rd);
constant integer m = UInt(M:Rm);
constant integer i = UInt(H:L);

constant integer datasize = if Q == '1' then 128 else 64;
constant integer esize = 32;
constant integer elements = datasize DIV esize;
```

Assembler Symbols

- <Vd>

Is the name of the SIMD&FP destination register, encoded in the "Rd" field.
- <Ta>

Is an arrangement specifier, encoded in “Q”:

Q	<Ta>
0	2S
1	4S
- <Vn>

Is the name of the first SIMD&FP source register, encoded in the "Rn" field.
- <Tb>

Is an arrangement specifier, encoded in “Q”:

Q	<Tb>
0	8B
1	16B
- <Vm>

Is the name of the second SIMD&FP source register, encoded in the "M:Rm" fields.
- <index>

Is the immediate index of a 32-bit group of four 8-bit values, in the range 0 to 3, encoded in the "H:L" fields.

Operation

```
CheckFPMREnabled(); CheckFPAdvSIMDEnabled64();  
constant bits(datasize) operand1 = V[n, datasize];  
constant bits(128) operand2 = V[m, 128];  
constant bits(datasize) operand3 = V[d, datasize];  
bits(datasize) result;  
  
for e = 0 to elements-1  
    constant bits(esize) op1 = Elem[operand1, e, esize];  
    constant bits(esize) op2 = Elem[operand2, i, esize];  
    constant bits(esize) sum = Elem[operand3, e, esize];  
  
    Elem[result, e, esize] = FP8DotAddFP(sum, op1, op2, FPCR, FPMR);  
  
V[d, datasize] = result;
```

Internal version only: aarchmrs v2025-03_rel, pseudocode v2025-03_rel ; Build timestamp: 2025-03-21T17:41

Copyright © 2010-2025 Arm Limited or its affiliates. All rights reserved. This document is Non-Confidential.

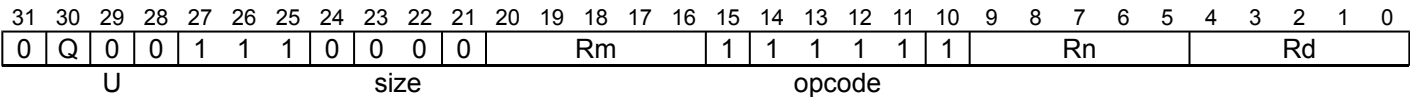
FDOT (8-bit floating-point to single-precision, vector)

8-bit floating-point dot product to single-precision (vector)

This instruction computes the fused sum-of-products of a group of four 8-bit floating-point values held in each 32-bit element of the first and second source vectors. The single-precision sum-of-products are scaled by $2^{-\text{UInt}(\text{FPMR.LSCALE})}$, before being destructively added without intermediate rounding to the corresponding single-precision elements of the destination vector.

The 8-bit floating-point encoding format for the elements of the first source vector is selected by FPMR.F8S1. The 8-bit floating-point encoding format for the elements of the second source vector is selected by FPMR.F8S2.

Advanced SIMD
(FEAT_FP8DOT4)



Encoding

FDOT <Vd>.<Ta>, <Vn>.<Tb>, <Vm>.<Tb>

Decode for this encoding

```
if !IsFeatureImplemented(FEAT_FP8DOT4) then
    EndOfDecode(Decode_UNDEF);
constant integer d = UInt(Rd);
constant integer n = UInt(Rn);
constant integer m = UInt(Rm);
constant integer datasize = if Q == '1' then 128 else 64;
constant integer esize = 32;
constant integer elements = datasize DIV esize;
```

Assembler Symbols

<Vd> Is the name of the SIMD&FP destination register, encoded in the "Rd" field.

<Ta> Is an arrangement specifier, encoded in “Q”:

Q	<Ta>
0	2S
1	4S

<Vn> Is the name of the first SIMD&FP source register, encoded in the "Rn" field.

<Tb> Is an arrangement specifier, encoded in “Q”:

Q	<Tb>
0	8B
1	16B

<Vm> Is the name of the second SIMD&FP source register, encoded in the "Rm" field.

Operation

```
CheckFPMREnabled(); CheckFPAdvSIMDEnabled64();
constant bits(datasize) operand1 = V[n, datasize];
constant bits(datasize) operand2 = V[m, datasize];
constant bits(datasize) operand3 = V[d, datasize];
bits(datasize) result;

for e = 0 to elements-1
    constant bits(esize) op1 = Elem[operand1, e, esize];
    constant bits(esize) op2 = Elem[operand2, e, esize];
    bits(esize) sum = Elem[operand3, e, esize];

    sum = FP8DotAddFP(sum, op1, op2, FPCR, FPMR);
    Elem[result, e, esize] = sum;

V[d, datasize] = result;
```

Internal version only: aarchmrs v2025-03_rel, pseudocode v2025-03_rel ; Build timestamp: 2025-03-21T17:41

Copyright © 2010-2025 Arm Limited or its affiliates. All rights reserved. This document is Non-Confidential.

FJCVTZS

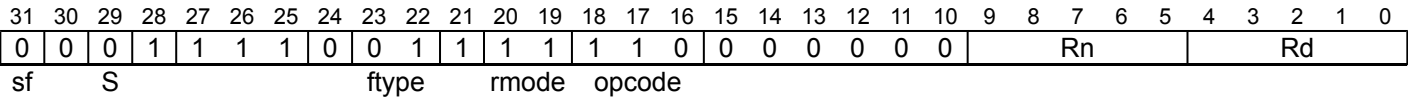
Floating-point Javascript convert to signed fixed-point, rounding toward zero

This instruction converts the double-precision floating-point value in the SIMD&FP source register to a 32-bit signed integer using the Round towards Zero rounding mode, and writes the result to the general-purpose destination register. If the result is too large to be represented as a signed 32-bit integer, then the result is the integer modulo 2³², as held in a 32-bit signed integer.

This instruction can generate a floating-point exception. Depending on the settings in FPCR, the exception results in either a flag being set in FPSR or a synchronous exception being generated. For more information, see *Floating-point exceptions and exception traps*.

Depending on the settings in the CPACR_EL1, CPTR_EL2, and CPTR_EL3 registers, and the current Security state and Exception level, an attempt to execute the instruction might be trapped.

Double-precision to 32-bit
(FEAT_JSCVT)



Encoding

```
FJCVTZS <Wd>, <Dn>
```

Decode for this encoding

```
if !IsFeatureImplemented(FEAT_JSCVT) then EndOfDecode(Decode_UNDEF);

constant integer d = UInt(Rd);
constant integer n = UInt(Rn);

constant integer intsize = 32;
constant integer fltsize = 64;
```

Assembler Symbols

- <Wd> Is the 32-bit name of the general-purpose destination register, encoded in the "Rd" field.
- <Dn> Is the 64-bit name of the SIMD&FP source register, encoded in the "Rn" field.

Operation

```
CheckFPAdvSIMDEnabled64();
constant bits(fltsize) fltval = V[n, fltsize];

bits(intsize) intval;
bit z;
(intval, z) = FPToFixedJS(fltval, FPCR, intsize);

X[d, intsize] = intval;
PSTATE.<N,Z,C,V> = '0':z:'00';
```

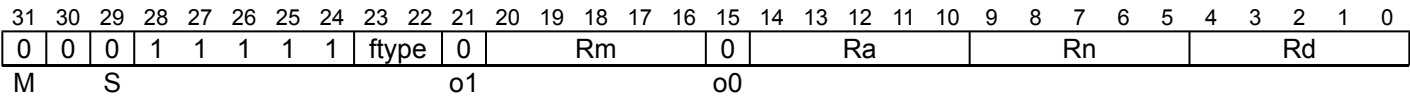
FMADD

Floating-point fused multiply-add (scalar)

This instruction multiplies the values of the first two SIMD&FP source registers, adds the product to the value of the third SIMD&FP source register, and writes the result to the SIMD&FP destination register.

This instruction can generate a floating-point exception. Depending on the settings in FPCR, the exception results in either a flag being set in FPSR or a synchronous exception being generated. For more information, see *Floating-point exceptions and exception traps*.

Depending on the settings in the CPACR_EL1, CPTR_EL2, and CPTR_EL3 registers, and the current Security state and Exception level, an attempt to execute the instruction might be trapped.



Encoding for the Half-precision variant (FEAT_FP16)

Applies when (ftype == 11)

```
FMADD <Hd>, <Hn>, <Hm>, <Ha>
```

Encoding for the Single-precision variant (FEAT_FP)

Applies when (ftype == 00)

```
FMADD <Sd>, <Sn>, <Sm>, <Sa>
```

Encoding for the Double-precision variant (FEAT_FP)

Applies when (ftype == 01)

```
FMADD <Dd>, <Dn>, <Dm>, <Da>
```

Decode for all variants of this encoding

```
if !IsFeatureImplemented(FEAT_FP) then EndOfDecode(Decode_UNDEF);
if ftype == '10' then EndOfDecode(Decode_UNDEF);
if ftype == '11' && !IsFeatureImplemented(FEAT_FP16) then EndOfDecode(Decode_UNDEF);

constant integer d = UInt(Rd);
constant integer n = UInt(Rn);
constant integer m = UInt(Rm);
constant integer a = UInt(Ra);

constant integer esize = 8 << UInt(ftype EOR '10');
```

Assembler Symbols

- <Hd> Is the 16-bit name of the SIMD&FP destination register, encoded in the "Rd" field.
- <Hn> Is the 16-bit name of the first SIMD&FP source register holding the multiplicand, encoded in the "Rn" field.
- <Hm> Is the 16-bit name of the second SIMD&FP source register holding the multiplier, encoded in the "Rm" field.
- <Ha> Is the 16-bit name of the third SIMD&FP source register holding the addend, encoded in the "Ra" field.
- <Sd> Is the 32-bit name of the SIMD&FP destination register, encoded in the "Rd" field.
- <Sn> Is the 32-bit name of the first SIMD&FP source register holding the multiplicand, encoded in the "Rn" field.
- <Sm> Is the 32-bit name of the second SIMD&FP source register holding the multiplier, encoded in the "Rm" field.

<Sa>	Is the 32-bit name of the third SIMD&FP source register holding the addend, encoded in the "Ra" field.
<Dd>	Is the 64-bit name of the SIMD&FP destination register, encoded in the "Rd" field.
<Dn>	Is the 64-bit name of the first SIMD&FP source register holding the multiplicand, encoded in the "Rn" field.
<Dm>	Is the 64-bit name of the second SIMD&FP source register holding the multiplier, encoded in the "Rm" field.
<Da>	Is the 64-bit name of the third SIMD&FP source register holding the addend, encoded in the "Ra" field.

Operation

```

CheckFPEEnabled64() ;

constant bits(esize) addend    = V[a, esize];
constant bits(esize) operand1 = V[n, esize];
constant bits(esize) operand2 = V[m, esize];

bits(128) result = if IsMerging(FPCR) then V[a, 128] else Zeros(128);

Elem[result, 0, esize] = FPMulAdd(addend, operand1, operand2, FPCR);
V[d, 128] = result;

```

Internal version only: aarchmrs v2025-03_rel, pseudocode v2025-03_rel ; Build timestamp: 2025-03-21T17:41

Copyright © 2010-2025 Arm Limited or its affiliates. All rights reserved. This document is Non-Confidential.

FMAX (scalar)

Floating-point maximum (scalar)

This instruction compares the two source SIMD&FP registers, and writes the larger of the two floating-point values to the destination SIMD&FP register.

When FPCR.AH is 0, the behavior is as follows:

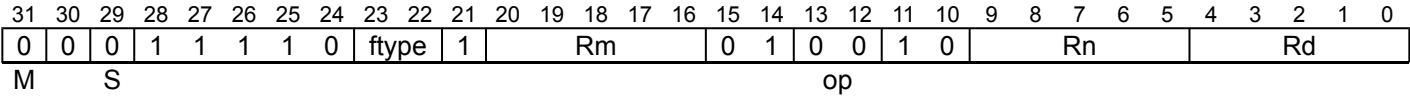
- Negative zero compares less than positive zero.
- When FPCR.DN is 0, if either value is a NaN, the result is a quiet NaN.
- When FPCR.DN is 1, if either value is a NaN, the result is Default NaN.

When FPCR.AH is 1, the behavior is as follows:

- If both values are zeros, regardless of the sign of either zero, the result is the second value.
- If either value is a NaN, regardless of the value of FPCR.DN, the result is the second value.

This instruction can generate a floating-point exception. Depending on the settings in FPCR, the exception results in either a flag being set in FPSR or a synchronous exception being generated. For more information, see [Floating-point exceptions and exception traps](#).

Depending on the settings in the CPACR_EL1, CPTR_EL2, and CPTR_EL3 registers, and the current Security state and Exception level, an attempt to execute the instruction might be trapped.



Encoding for the Half-precision variant (FEAT_FP16)

Applies when (ftype == 11)

```
FMAX <Hd>, <Hn>, <Hm>
```

Encoding for the Single-precision variant (FEAT_FP)

Applies when (ftype == 00)

```
FMAX <Sd>, <Sn>, <Sm>
```

Encoding for the Double-precision variant (FEAT_FP)

Applies when (ftype == 01)

```
FMAX <Dd>, <Dn>, <Dm>
```

Decode for all variants of this encoding

```
if !IsFeatureImplemented(FEAT_FP) then EndOfDecode(Decode_UNDEF);
if ftype == '10' then EndOfDecode(Decode_UNDEF);
if ftype == '11' && !IsFeatureImplemented(FEAT_FP16) then EndOfDecode(Decode_UNDEF);

constant integer d = UInt(Rd);
constant integer n = UInt(Rn);
constant integer m = UInt(Rm);

constant integer esize = 8 << UInt(ftype EOR '10');
```

Assembler Symbols

- <Hd> Is the 16-bit name of the SIMD&FP destination register, encoded in the "Rd" field.
- <Hn> Is the 16-bit name of the first SIMD&FP source register, encoded in the "Rn" field.
- <Hm> Is the 16-bit name of the second SIMD&FP source register, encoded in the "Rm" field.

<Sd>	Is the 32-bit name of the SIMD&FP destination register, encoded in the "Rd" field.
<Sn>	Is the 32-bit name of the first SIMD&FP source register, encoded in the "Rn" field.
<Sm>	Is the 32-bit name of the second SIMD&FP source register, encoded in the "Rm" field.
<Dd>	Is the 64-bit name of the SIMD&FP destination register, encoded in the "Rd" field.
<Dn>	Is the 64-bit name of the first SIMD&FP source register, encoded in the "Rn" field.
<Dm>	Is the 64-bit name of the second SIMD&FP source register, encoded in the "Rm" field.

Operation

```

CheckFPEnabled64();
constant bits(esize) operand1 = V[n, esize];
constant bits(esize) operand2 = V[m, esize];

bits(128) result = if IsMerging(FPCR) then V[n, 128] else Zeros(128);

Elem[result, 0, esize] = FPMax(operand1, operand2, FPCR);

V[d, 128] = result;

```

Internal version only: aarchmrs v2025-03_rel, pseudocode v2025-03_rel ; Build timestamp: 2025-03-21T17:41

Copyright © 2010-2025 Arm Limited or its affiliates. All rights reserved. This document is Non-Confidential.

FMAX (vector)

Floating-point maximum (vector)

This instruction compares corresponding vector elements in the two source SIMD&FP registers, places the larger of each of the two floating-point values into a vector, and writes the vector to the destination SIMD&FP register.

When FPCR.AH is 0, the behavior is as follows:

- Negative zero compares less than positive zero.
- When FPCR.DN is 0, if either element is a NaN, the result is a quiet NaN.
- When FPCR.DN is 1, if either element is a NaN, the result is Default NaN.

When FPCR.AH is 1, the behavior is as follows:

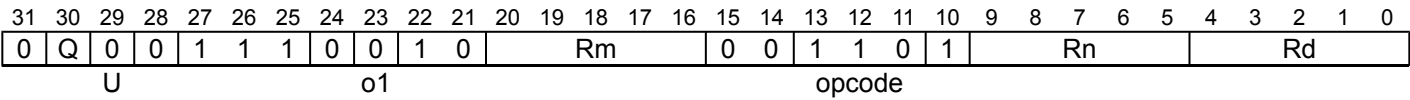
- If both elements are zeros, regardless of the sign of either zero, the result is the second element.
- If either element is a NaN, regardless of the value of FPCR.DN, the result is the second element.

This instruction can generate a floating-point exception. Depending on the settings in FPCR, the exception results in either a flag being set in FPSR or a synchronous exception being generated. For more information, see [Floating-point exceptions and exception traps](#).

Depending on the settings in the CPACR_EL1, CPTR_EL2, and CPTR_EL3 registers, and the current Security state and Exception level, an attempt to execute the instruction might be trapped.

It has encodings from 2 classes: [Half-precision](#) and [Single-precision and double-precision](#)

Half-precision (FEAT_AdvSIMD && FEAT_FP16)



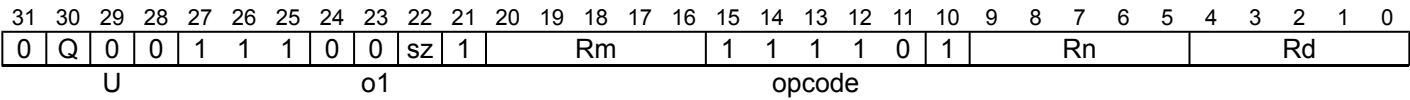
Encoding

FMAX <Vd>.<T>, <Vn>.<T>, <Vm>.<T>

Decode for this encoding

```
if !IsFeatureImplemented(FEAT_AdvSIMD) || !IsFeatureImplemented(FEAT_FP16) then
    EndOfDecode(Decode_UNDEF);
constant integer d = UInt(Rd);
constant integer n = UInt(Rn);
constant integer m = UInt(Rm);
constant integer esize = 16;
constant integer datasize = 64 << UInt(Q);
constant integer elements = datasize DIV esize;
```

Single-precision and double-precision (FEAT_AdvSIMD)



Encoding

```
FMAX <Vd>.<T>, <Vn>.<T>, <Vm>.<T>
```

Decode for this encoding

```
if !IsFeatureImplemented(FEAT_AdvSIMD) then EndOfDecode(Decode_UNDEF);
if sz:Q == '10' then EndOfDecode(Decode_UNDEF);
constant integer d = UInt(Rd);
constant integer n = UInt(Rn);
constant integer m = UInt(Rm);
constant integer esize = 32 << UInt(sz);
constant integer datasize = 64 << UInt(Q);
constant integer elements = datasize DIV esize;
```

Assembler Symbols

<Vd> Is the name of the SIMD&FP destination register, encoded in the "Rd" field.

<T> For the "Half-precision" variant: is an arrangement specifier, encoded in “Q”:

Q	<T>
0	4H
1	8H

For the "Single-precision and double-precision" variant: is an arrangement specifier, encoded in “sz:Q”:

sz	Q	<T>
0	0	2S
0	1	4S
1	0	RESERVED
1	1	2D

<Vn> Is the name of the first SIMD&FP source register, encoded in the "Rn" field.

<Vm> Is the name of the second SIMD&FP source register, encoded in the "Rm" field.

Operation

```
CheckFPAdvSIMDEnabled64();
constant bits(datasize) operand1 = V[n, datasize];
constant bits(datasize) operand2 = V[m, datasize];
bits(datasize) result;
bits(esize) element1;
bits(esize) element2;

for e = 0 to elements-1
    element1 = Elem[operand1, e, esize];
    element2 = Elem[operand2, e, esize];
    Elem[result, e, esize] = FPMMax(element1, element2, FPCR);
V[d, datasize] = result;
```

FMAXNM (scalar)

Floating-point maximum number (scalar)

This instruction compares the first and second source SIMD&FP register values, and writes the larger of the two floating-point values to the destination SIMD&FP register.

Regardless of the value of FPCR.AH, the behavior is as follows:

- Negative zero compares less than positive zero.
 - If one value is numeric and the other is a quiet NaN, the result is the numeric value.
 - When FPCR.DN is 0, if either value is a signaling NaN or if both values are NaNs, the result is a quiet NaN.
 - When FPCR.DN is 1, if either value is a signaling NaN or if both values are NaNs, the result is Default NaN.
- This instruction can generate a floating-point exception. Depending on the settings in FPCR, the exception results in either a flag being set in FPSR or a synchronous exception being generated. For more information, see [Floating-point exceptions and exception traps](#).
- Depending on the settings in the CPACR_EL1, CPTR_EL2, and CPTR_EL3 registers, and the current Security state and Exception level, an attempt to execute the instruction might be trapped.

31	30	29	28	27	26	25	24	23	22	21	20	19	18	17	16	15	14	13	12	11	10	9	8	7	6	5	4	3	2	1	0
0	0	0	1	1	1	1	0	ftype	1	Rm				0	1	1	0	1	0	Rn				Rd							
M			S			op																									

Encoding for the Half-precision variant (FEAT_FP16)

Applies when (ftype == 11)

FMAXNM <Hd>, <Hn>, <Hm>

Encoding for the Single-precision variant (FEAT_FP)

Applies when (ftype == 00)

FMAXNM <Sd>, <Sn>, <Sm>

Encoding for the Double-precision variant (FEAT_FP)

Applies when (ftype == 01)

FMAXNM <Dd>, <Dn>, <Dm>

Decode for all variants of this encoding

```
if !IsFeatureImplemented(FEAT_FP) then EndOfDecode(Decode_UNDEF);
if ftype == '10' then EndOfDecode(Decode_UNDEF);
if ftype == '11' && !IsFeatureImplemented(FEAT_FP16) then EndOfDecode(Decode_UNDEF);

constant integer d = UInt(Rd);
constant integer n = UInt(Rn);
constant integer m = UInt(Rm);

constant integer esize = 8 << UInt(ftype EOR '10');
```

Assembler Symbols

- <Hd> Is the 16-bit name of the SIMD&FP destination register, encoded in the "Rd" field.
- <Hn> Is the 16-bit name of the first SIMD&FP source register, encoded in the "Rn" field.
- <Hm> Is the 16-bit name of the second SIMD&FP source register, encoded in the "Rm" field.
- <Sd> Is the 32-bit name of the SIMD&FP destination register, encoded in the "Rd" field.
- <Sn> Is the 32-bit name of the first SIMD&FP source register, encoded in the "Rn" field.

<Sm>	Is the 32-bit name of the second SIMD&FP source register, encoded in the "Rm" field.
<Dd>	Is the 64-bit name of the SIMD&FP destination register, encoded in the "Rd" field.
<Dn>	Is the 64-bit name of the first SIMD&FP source register, encoded in the "Rn" field.
<Dm>	Is the 64-bit name of the second SIMD&FP source register, encoded in the "Rm" field.

Operation

```

CheckFPEnabled64();
constant bits(esize) operand1 = V[n, esize];
constant bits(esize) operand2 = V[m, esize];

bits(128) result = if IsMerging(FPCR) then V[n, 128] else Zeros(128);

Elem[result, 0, esize] = FMaxNum(operand1, operand2, FPCR);

V[d, 128] = result;

```

Internal version only: aarchmrs v2025-03_rel, pseudocode v2025-03_rel ; Build timestamp: 2025-03-21T17:41

Copyright © 2010-2025 Arm Limited or its affiliates. All rights reserved. This document is Non-Confidential.

FMAXNM (vector)

Floating-point maximum number (vector)

This instruction compares corresponding vector elements in the two source SIMD&FP registers, writes the larger of the two floating-point values into a vector, and writes the vector to the destination SIMD&FP register.

Regardless of the value of FPCR.AH, the behavior is as follows:

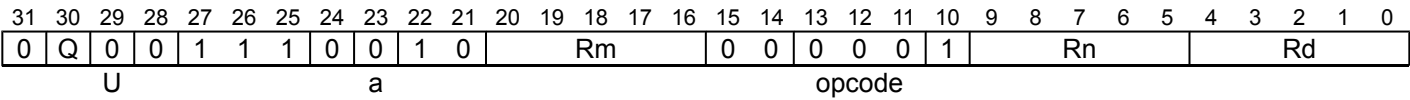
- Negative zero compares less than positive zero.
- If one element is numeric and the other is a quiet NaN, the result is the numeric value.
- When FPCR.DN is 0, if either element is a signaling NaN or if both elements are NaNs, the result is a quiet NaN.
- When FPCR.DN is 1, if either element is a signaling NaN or if both elements are NaNs, the result is Default NaN.

This instruction can generate a floating-point exception. Depending on the settings in FPCR, the exception results in either a flag being set in FPSR or a synchronous exception being generated. For more information, see [Floating-point exceptions and exception traps](#).

Depending on the settings in the CPACR_EL1, CPTR_EL2, and CPTR_EL3 registers, and the current Security state and Exception level, an attempt to execute the instruction might be trapped.

It has encodings from 2 classes: [Half-precision](#) and [Single-precision and double-precision](#)

Half-precision (FEAT_AdvSIMD && FEAT_FP16)



Encoding

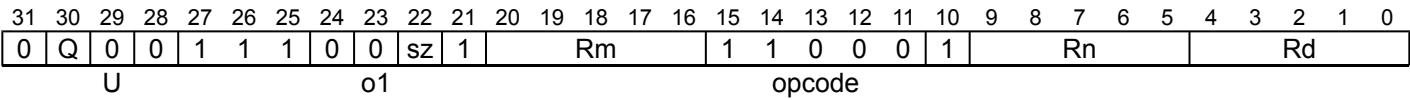
FMAXNM <Vd>.<T>, <Vn>.<T>, <Vm>.<T>

Decode for this encoding

```
if !IsFeatureImplemented(FEAT_AdvSIMD) || !IsFeatureImplemented(FEAT_FP16) then
    EndOfDecode(Decode_UNDEF);

constant integer d = UInt(Rd);
constant integer n = UInt(Rn);
constant integer m = UInt(Rm);
constant integer esize = 16;
constant integer datasize = 64 << UInt(Q);
constant integer elements = datasize DIV esize;
```

Single-precision and double-precision (FEAT_AdvSIMD)



Encoding

FMAXNM <Vd>.<T>, <Vn>.<T>, <Vm>.<T>

Decode for this encoding

```
if !IsFeatureImplemented(FEAT_AdvSIMD) then EndOfDecode(Decode_UNDEF);
if sz:Q == '10' then EndOfDecode(Decode_UNDEF);
constant integer d = UInt(Rd);
constant integer n = UInt(Rn);
constant integer m = UInt(Rm);
constant integer esize = 32 << UInt(sz);
constant integer datasize = 64 << UInt(Q);
constant integer elements = datasize DIV esize;
```

Assembler Symbols

<Vd> Is the name of the SIMD&FP destination register, encoded in the "Rd" field.

<T> For the "Half-precision" variant: is an arrangement specifier, encoded in “Q”:

Q	<T>
0	4H
1	8H

For the "Single-precision and double-precision" variant: is an arrangement specifier, encoded in “sz:Q”:

sz	Q	<T>
0	0	2S
0	1	4S
1	0	RESERVED
1	1	2D

<Vn> Is the name of the first SIMD&FP source register, encoded in the "Rn" field.

<Vm> Is the name of the second SIMD&FP source register, encoded in the "Rm" field.

Operation

```
CheckFPAdvSIMDEnabled64();
constant bits(datasize) operand1 = V[n, datasize];
constant bits(datasize) operand2 = V[m, datasize];
bits(datasize) result;
bits(esize) element1;
bits(esize) element2;

for e = 0 to elements-1
    element1 = Elem[operand1, e, esize];
    element2 = Elem[operand2, e, esize];
    Elem[result, e, esize] = FPMaxNum(element1, element2, FPCR);
V[d, datasize] = result;
```


FMAXNMP (scalar)

Floating-point maximum number of pair of elements (scalar)

This instruction compares two vector elements in the source SIMD&FP register and writes the largest of the floating-point values as a scalar to the destination SIMD&FP register.

Regardless of the value of FPCR.AH, the behavior is as follows for each pairwise operation:

- Negative zero compares less than positive zero.
- If one element is numeric and the other is a quiet NaN, the result is the numeric value.
- When FPCR.DN is 0, if either element is a signaling NaN or if both elements are NaNs, the result is a quiet NaN.
- When FPCR.DN is 1, if either element is a signaling NaN or if both elements are NaNs, the result is Default NaN.

This instruction can generate a floating-point exception. Depending on the settings in FPCR, the exception results in either a flag being set in FPSR or a synchronous exception being generated. For more information, see [Floating-point exceptions and exception traps](#).

Depending on the settings in the CPACR_EL1, CPTR_EL2, and CPTR_EL3 registers, and the current Security state and Exception level, an attempt to execute the instruction might be trapped.

It has encodings from 2 classes: [Half-precision](#) and [Single-precision and double-precision](#)

Half-precision

(FEAT_AdvSIMD && FEAT_FP16)

31	30	29	28	27	26	25	24	23	22	21	20	19	18	17	16	15	14	13	12	11	10	9	8	7	6	5	4	3	2	1	0
0	1	0	1	1	1	1	0	0	0	1	1	0	0	0	0	1	1	0	0	1	0	Rn				Rd					
U				o1				sz				opcode																			

Encoding

FMAXNMP H<d>, <Vn>.2H

Decode for this encoding

```
if !IsFeatureImplemented(FEAT_AdvSIMD) || !IsFeatureImplemented(FEAT_FP16) then
    EndOfDecode(Decode_UNDEF);
if sz == '1' then EndOfDecode(Decode_UNDEF);

constant integer d = UInt(Rd);
constant integer n = UInt(Rn);
constant integer esize = 16;
constant integer datasize = 32;
```

Single-precision and double-precision

(FEAT_AdvSIMD)

31	30	29	28	27	26	25	24	23	22	21	20	19	18	17	16	15	14	13	12	11	10	9	8	7	6	5	4	3	2	1	0
0	1	1	1	1	1	1	0	0	sz	1	1	0	0	0	0	1	1	0	0	1	0	Rn				Rd					
U				o1				opcode																							

Encoding

FMAXNMP <V><d>, <Vn>.<T>

Decode for this encoding

```
if !IsFeatureImplemented(FEAT_AdvSIMD) then EndOfDecode(Decode_UNDEF);
constant integer d = UInt(Rd);
constant integer n = UInt(Rn);
constant integer esize = 32 << UInt(sz);
constant integer datasize = esize * 2;
```

Assembler Symbols

- <d>

Is the number of the SIMD&FP destination register, encoded in the "Rd" field.
- <Vn>

Is the name of the SIMD&FP source register, encoded in the "Rn" field.

<V>

Is the destination width specifier, encoded in “sz”:

sz	<V>
0	S
1	D

<T>

Is the source arrangement specifier, encoded in “sz”:

sz	<T>
0	2S
1	2D

Operation

```
CheckFPAdvSIMDEnabled64();
constant bits(datasize) operand = V[n, datasize];
V[d, esize] = FPReduce(ReduceOp_FMAXNUM, operand, esize, FPCR);
```

Internal version only: aarchmrs v2025-03_rel, pseudocode v2025-03_rel ; Build timestamp: 2025-03-21T17:41

Copyright © 2010-2025 Arm Limited or its affiliates. All rights reserved. This document is Non-Confidential.

FMAXNMP (vector)

Floating-point maximum number pairwise (vector)

This instruction creates a vector by concatenating the vector elements of the first source SIMD&FP register after the vector elements of the second source SIMD&FP register, reads each pair of adjacent vector elements in the two source SIMD&FP registers, writes the largest of each pair of values into a vector, and writes the vector to the destination SIMD&FP register. All the values in this instruction are floating-point values.

Regardless of the value of FPCR.AH, the behavior is as follows for each pairwise operation:

- Negative zero compares less than positive zero.
- If one element is numeric and the other is a quiet NaN, the result is the numeric value.
- When FPCR.DN is 0, if either element is a signaling NaN or if both elements are NaNs, the result is a quiet NaN.
- When FPCR.DN is 1, if either element is a signaling NaN or if both elements are NaNs, the result is Default NaN.

This instruction can generate a floating-point exception. Depending on the settings in FPCR, the exception results in either a flag being set in FPSR or a synchronous exception being generated. For more information, see [Floating-point exceptions and exception traps](#).

Depending on the settings in the CPACR_EL1, CPTR_EL2, and CPTR_EL3 registers, and the current Security state and Exception level, an attempt to execute the instruction might be trapped.

It has encodings from 2 classes: [Half-precision](#) and [Single-precision and double-precision](#)

Half-precision

(FEAT_AdvSIMD && FEAT_FP16)

31	30	29	28	27	26	25	24	23	22	21	20	19	18	17	16	15	14	13	12	11	10	9	8	7	6	5	4	3	2	1	0
0	Q	1	0	1	1	1	0	0	1	0	Rm				0	0	0	0	0	1	Rn				Rd						
U				a				opcode																							

Encoding

FMAXNMP <Vd>.<T>, <Vn>.<T>, <Vm>.<T>

Decode for this encoding

```
if !IsFeatureImplemented(FEAT_AdvSIMD) || !IsFeatureImplemented(FEAT_FP16) then
    EndOfDecode(Decode_UNDEF);

constant integer d = UInt(Rd);
constant integer n = UInt(Rn);
constant integer m = UInt(Rm);
constant integer esize = 16;
constant integer datasize = 64 << UInt(Q);
constant integer elements = datasize DIV esize;
```

Single-precision and double-precision

(FEAT_AdvSIMD)

31	30	29	28	27	26	25	24	23	22	21	20	19	18	17	16	15	14	13	12	11	10	9	8	7	6	5	4	3	2	1	0
0	Q	1	0	1	1	1	0	0	sz	1	Rm				1	1	0	0	0	1	Rn				Rd						
U				o1				opcode																							

Encoding

```
FMAXNMP <Vd>.<T>, <Vn>.<T>, <Vm>.<T>
```

Decode for this encoding

```
if !IsFeatureImplemented(FEAT_AdvSIMD) then EndOfDecode(Decode_UNDEF);
if sz:Q == '10' then EndOfDecode(Decode_UNDEF);
constant integer d = UInt(Rd);
constant integer n = UInt(Rn);
constant integer m = UInt(Rm);
constant integer esize = 32 << UInt(sz);
constant integer datasize = 64 << UInt(Q);
constant integer elements = datasize DIV esize;
```

Assembler Symbols

<Vd> Is the name of the SIMD&FP destination register, encoded in the "Rd" field.

<T> For the "Half-precision" variant: is an arrangement specifier, encoded in “Q”:

Q	<T>
0	4H
1	8H

For the "Single-precision and double-precision" variant: is an arrangement specifier, encoded in “sz:Q”:

sz	Q	<T>
0	0	2S
0	1	4S
1	0	RESERVED
1	1	2D

<Vn> Is the name of the first SIMD&FP source register, encoded in the "Rn" field.

<Vm> Is the name of the second SIMD&FP source register, encoded in the "Rm" field.

Operation

```
CheckFPAdvSIMDEnabled64();
constant bits(datasize) operand1 = V[n, datasize];
constant bits(datasize) operand2 = V[m, datasize];
bits(datasize) result;
constant bits(2*datasize) concat = operand2:operand1;
bits(esize) element1;
bits(esize) element2;

for e = 0 to elements-1
    element1 = Elem[concat, 2*e, esize];
    element2 = Elem[concat, (2*e)+1, esize];
    Elem[result, e, esize] = FPMaxNum(element1, element2, FPCR);
V[d, datasize] = result;
```

FMAXNMV

Floating-point maximum number across vector

This instruction compares all the vector elements in the source SIMD&FP register, and writes the largest of the values as a scalar to the destination SIMD&FP register. All the values in this instruction are floating-point values.

Regardless of the value of FPCR.AH, the behavior is as follows:

- Negative zero compares less than positive zero.
- If one value is numeric and the other is a quiet NaN, the result is the numeric value.
- When FPCR.DN is 0, if either value is a signaling NaN or if both values are NaNs, the result is a quiet NaN.
- When FPCR.DN is 1, if either value is a signaling NaN or if both values are NaNs, the result is Default NaN.

This instruction can generate a floating-point exception. Depending on the settings in FPCR, the exception results in either a flag being set in FPSR or a synchronous exception being generated. For more information, see *Floating-point exceptions and exception traps*.

Depending on the settings in the CPACR_EL1, CPTR_EL2, and CPTR_EL3 registers, and the current Security state and Exception level, an attempt to execute the instruction might be trapped.

It has encodings from 2 classes: [Half-precision](#) and [Single-precision](#)

Half-precision (FEAT_AdvSIMD && FEAT_FP16)

31	30	29	28	27	26	25	24	23	22	21	20	19	18	17	16	15	14	13	12	11	10	9	8	7	6	5	4	3	2	1	0
0	Q	0	0	1	1	1	0	0	0	1	1	0	0	0	0	1	1	0	0	1	0	Rn				Rd					
U				o1				opcode																							

Encoding

FMAXNMV <V><d>, <Vn>.<T>

Decode for this encoding

```
if !IsFeatureImplemented(FEAT_AdvSIMD) || !IsFeatureImplemented(FEAT_FP16) then
    EndOfDecode(Decode_UNDEF);

constant integer d = UInt(Rd);
constant integer n = UInt(Rn);
constant integer esize = 16;
constant integer datasize = 64 << UInt(Q);
```

Single-precision (FEAT_AdvSIMD)

31	30	29	28	27	26	25	24	23	22	21	20	19	18	17	16	15	14	13	12	11	10	9	8	7	6	5	4	3	2	1	0
0	1	1	0	1	1	1	0	0	0	1	1	0	0	0	0	1	1	0	0	1	0	Rn				Rd					
Q U				o1 sz								opcode																			

Encoding

FMAXNMV S<d>, <Vn>.4S

Decode for this encoding

```
if !IsFeatureImplemented(FEAT_AdvSIMD) then EndOfDecode(Decode_UNDEF);
if sz:Q != '01' then EndOfDecode(Decode_UNDEF); // .4S only

constant integer d = UInt(Rd);
constant integer n = UInt(Rn);
constant integer esize = 32;
constant integer datasize = 64 << UInt(Q);
```

Assembler Symbols

- <V>Is the destination width specifier, H.
- <d>Is the number of the SIMD&FP destination register, encoded in the "Rd" field.
- <Vn>Is the name of the SIMD&FP source register, encoded in the "Rn" field.
- <T>Is an arrangement specifier, encoded in “Q”:

Q	<T>
0	4H
1	8H

Operation

```
CheckFPAdvSIMDEnabled64();
constant bits(datasize) operand = V[n, datasize];
V[d, esize] = FPReduce(ReduceOp_FMAXNUM, operand, esize, FPCR);
```

FMAXP (scalar)

Floating-point maximum of pair of elements (scalar)

This instruction compares two vector elements in the source SIMD&FP register and writes the largest of the floating-point values as a scalar to the destination SIMD&FP register.

When FPCR.AH is 0, the behavior is as follows for each pairwise operation:

- Negative zero compares less than positive zero.
- When FPCR.DN is 0, if either element is a NaN, the result is a quiet NaN.
- When FPCR.DN is 1, if either element is a NaN, the result is Default NaN.

When FPCR.AH is 1, the behavior is as follows for each pairwise operation:

- If both elements are zeros, regardless of the sign of either zero, the result is the second element.
- If either element is a NaN, regardless of the value of FPCR.DN, the result is the second element.

This instruction can generate a floating-point exception. Depending on the settings in FPCR, the exception results in either a flag being set in FPSR or a synchronous exception being generated. For more information, see [Floating-point exceptions and exception traps](#).

Depending on the settings in the CPACR_EL1, CPTR_EL2, and CPTR_EL3 registers, and the current Security state and Exception level, an attempt to execute the instruction might be trapped.

It has encodings from 2 classes: [Half-precision](#) and [Single-precision and double-precision](#)

Half-precision (FEAT_AdvSIMD && FEAT_FP16)

31	30	29	28	27	26	25	24	23	22	21	20	19	18	17	16	15	14	13	12	11	10	9	8	7	6	5	4	3	2	1	0
0	1	0	1	1	1	1	0	0	0	1	1	0	0	0	0	1	1	1	1	1	0	Rn					Rd				
U				o1 sz				opcode																							

Encoding

FMAXP H<d>, <Vn>.2H

Decode for this encoding

```
if !IsFeatureImplemented(FEAT_AdvSIMD) || !IsFeatureImplemented(FEAT_FP16) then
    EndOfDecode(Decode_UNDEF);
if sz == '1' then EndOfDecode(Decode_UNDEF);

constant integer d = UInt(Rd);
constant integer n = UInt(Rn);
constant integer esize = 16;
constant integer datasize = 32;
```

Single-precision and double-precision (FEAT_AdvSIMD)

31	30	29	28	27	26	25	24	23	22	21	20	19	18	17	16	15	14	13	12	11	10	9	8	7	6	5	4	3	2	1	0		
0	1	1	1	1	1	1	0	0	sz	1	1	0	0	0	0	1	1	1	1	1	0	Rn					Rd						
U				o1				opcode																									

Encoding

FMAXP <V><d>, <Vn>.<T>

Decode for this encoding

```
if !IsFeatureImplemented(FEAT_AdvSIMD) then EndOfDecode(Decode_UNDEF);
constant integer d = UInt(Rd);
constant integer n = UInt(Rn);
constant integer esize = 32 << UInt(sz);
constant integer datasize = esize * 2;
```

Assembler Symbols

- <d>Is the number of the SIMD&FP destination register, encoded in the "Rd" field.
- <Vn>Is the name of the SIMD&FP source register, encoded in the "Rn" field.

<V>Is the destination width specifier, encoded in “sz”:

sz	<V>
0	S
1	D

<T>Is the source arrangement specifier, encoded in “sz”:

sz	<T>
0	2S
1	2D

Operation

```
CheckFPAdvSIMDEnabled64();
constant bits(datasize) operand = V[n, datasize];
V[d, esize] = FPReduce(ReduceOp_FMAX, operand, esize, FPCR);
```

Internal version only: aarchmrs v2025-03_rel, pseudocode v2025-03_rel ; Build timestamp: 2025-03-21T17:41
Copyright © 2010-2025 Arm Limited or its affiliates. All rights reserved. This document is Non-Confidential.

FMAXP (vector)

Floating-point maximum pairwise (vector)

This instruction creates a vector by concatenating the vector elements of the first source SIMD&FP register after the vector elements of the second source SIMD&FP register, reads each pair of adjacent vector elements from the concatenated vector, writes the larger of each pair of values into a vector, and writes the vector to the destination SIMD&FP register. All the values in this instruction are floating-point values.

When FPCR.AH is 0, the behavior is as follows for each pairwise operation:

- Negative zero compares less than positive zero.
- When FPCR.DN is 0, if either element is a NaN, the result is a quiet NaN.
- When FPCR.DN is 1, if either element is a NaN, the result is Default NaN.

When FPCR.AH is 1, the behavior is as follows for each pairwise operation:

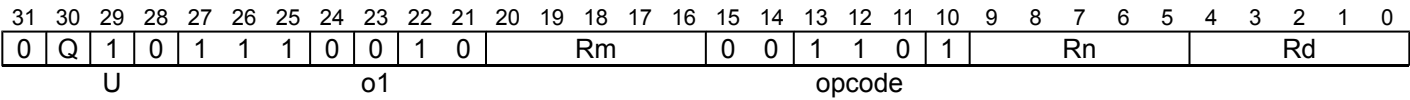
- If both elements are zeros, regardless of the sign of either zero, the result is the second element.
- If either element is a NaN, regardless of the value of FPCR.DN, the result is the second element.

This instruction can generate a floating-point exception. Depending on the settings in FPCR, the exception results in either a flag being set in FPSR or a synchronous exception being generated. For more information, see [Floating-point exceptions and exception traps](#).

Depending on the settings in the CPACR_EL1, CPTR_EL2, and CPTR_EL3 registers, and the current Security state and Exception level, an attempt to execute the instruction might be trapped.

It has encodings from 2 classes: [Half-precision](#) and [Single-precision and double-precision](#)

Half-precision (FEAT_AdvSIMD && FEAT_FP16)



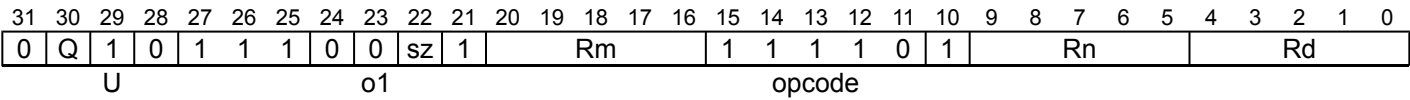
Encoding

FMAXP <Vd>.<T>, <Vn>.<T>, <Vm>.<T>

Decode for this encoding

```
if !IsFeatureImplemented(FEAT_AdvSIMD) || !IsFeatureImplemented(FEAT_FP16) then
    EndOfDecode(Decode_UNDEF);
constant integer d = UInt(Rd);
constant integer n = UInt(Rn);
constant integer m = UInt(Rm);
constant integer esize = 16;
constant integer datasize = 64 << UInt(Q);
constant integer elements = datasize DIV esize;
```

Single-precision and double-precision (FEAT_AdvSIMD)



Encoding

```
FMAXP <Vd>.<T>, <Vn>.<T>, <Vm>.<T>
```

Decode for this encoding

```
if !IsFeatureImplemented(FEAT_AdvSIMD) then EndOfDecode(Decode_UNDEF);
if sz:Q == '10' then EndOfDecode(Decode_UNDEF);
constant integer d = UInt(Rd);
constant integer n = UInt(Rn);
constant integer m = UInt(Rm);
constant integer esize = 32 << UInt(sz);
constant integer datasize = 64 << UInt(Q);
constant integer elements = datasize DIV esize;
```

Assembler Symbols

<Vd> Is the name of the SIMD&FP destination register, encoded in the "Rd" field.

<T> For the "Half-precision" variant: is an arrangement specifier, encoded in “Q”:

Q	<T>
0	4H
1	8H

For the "Single-precision and double-precision" variant: is an arrangement specifier, encoded in “sz:Q”:

sz	Q	<T>
0	0	2S
0	1	4S
1	0	RESERVED
1	1	2D

<Vn> Is the name of the first SIMD&FP source register, encoded in the "Rn" field.

<Vm> Is the name of the second SIMD&FP source register, encoded in the "Rm" field.

Operation

```
CheckFPAdvSIMDEnabled64();
constant bits(datasize) operand1 = V[n, datasize];
constant bits(datasize) operand2 = V[m, datasize];
bits(datasize) result;
constant bits(2*datasize) concat = operand2:operand1;
bits(esize) element1;
bits(esize) element2;

for e = 0 to elements-1
    element1 = Elem[concat, 2*e, esize];
    element2 = Elem[concat, (2*e)+1, esize];
    Elem[result, e, esize] = FPMMax(element1, element2, FPCR);
V[d, datasize] = result;
```

FMAXV

Floating-point maximum across vector

This instruction compares all the vector elements in the source SIMD&FP register, and writes the largest of the values as a scalar to the destination SIMD&FP register. All the values in this instruction are floating-point values.

When FPCR.AH is 0, the behavior is as follows:

- Negative zero compares less than positive zero.
- When FPCR.DN is 0, if either value is a NaN, the result is a quiet NaN.
- When FPCR.DN is 1, if either value is a NaN, the result is Default NaN.

When FPCR.AH is 1, the behavior is as follows:

- If both values are zeros, regardless of the sign of either zero, the result is the second value.
- If either value is a NaN, regardless of the value of FPCR.DN, the result is the second value.

This instruction can generate a floating-point exception. Depending on the settings in FPCR, the exception results in either a flag being set in FPSR or a synchronous exception being generated. For more information, see *Floating-point exceptions and exception traps*.

Depending on the settings in the CPACR_EL1, CPTR_EL2, and CPTR_EL3 registers, and the current Security state and Exception level, an attempt to execute the instruction might be trapped.

It has encodings from 2 classes: [Half-precision](#) and [Single-precision](#)

Half-precision
(FEAT_AdvSIMD && FEAT_FP16)

31	30	29	28	27	26	25	24	23	22	21	20	19	18	17	16	15	14	13	12	11	10	9	8	7	6	5	4	3	2	1	0
0	Q	0	0	1	1	1	0	0	0	1	1	0	0	0	0	1	1	1	1	1	0	Rn				Rd					
U				o1				opcode																							

Encoding

FMAXV <V><d>, <Vn>.<T>

Decode for this encoding

```
if !IsFeatureImplemented(FEAT_AdvSIMD) || !IsFeatureImplemented(FEAT_FP16) then
    EndOfDecode(Decode_UNDEF);

constant integer d = UInt(Rd);
constant integer n = UInt(Rn);
constant integer esize = 16;
constant integer datasize = 64 << UInt(Q);
```

Single-precision
(FEAT_AdvSIMD)

31	30	29	28	27	26	25	24	23	22	21	20	19	18	17	16	15	14	13	12	11	10	9	8	7	6	5	4	3	2	1	0
0	1	1	0	1	1	1	0	0	0	1	1	0	0	0	0	1	1	1	1	1	0	Rn				Rd					
Q U				o1 sz								opcode																			

Encoding

FMAXV S<d>, <Vn>.<4S

Decode for this encoding

```
if !IsFeatureImplemented(FEAT_AdvSIMD) then EndOfDecode(Decode_UNDEF);
if sz:Q != '01' then EndOfDecode(Decode_UNDEF);
constant integer d = UInt(Rd);
constant integer n = UInt(Rn);
constant integer esize = 32;
constant integer datasize = 64 << UInt(Q);
```

Assembler Symbols

- <V>Is the destination width specifier, H.
- <d>Is the number of the SIMD&FP destination register, encoded in the "Rd" field.
- <Vn>Is the name of the SIMD&FP source register, encoded in the "Rn" field.
- <T>Is an arrangement specifier, encoded in “Q”:

Q	<T>
0	4H
1	8H

Operation

```
CheckFPAdvSIMDEnabled64();
constant bits(datasize) operand = V[n, datasize];
V[d, esize] = FPReduce(ReduceOp_FMAX, operand, esize, FPCR);
```

FMIN (scalar)

Floating-point minimum (scalar)

This instruction compares the first and second source SIMD&FP register values, and writes the smaller of the two floating-point values to the destination SIMD&FP register.

When FPCR.AH is 0, the behavior is as follows:

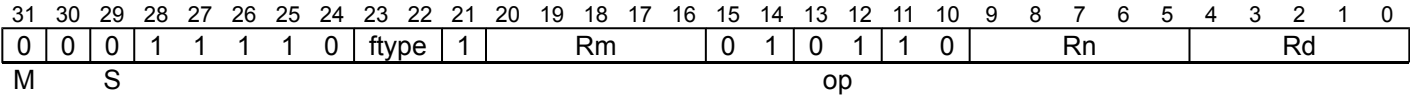
- Negative zero compares less than positive zero.
- When FPCR.DN is 0, if either value is a NaN, the result is a quiet NaN.
- When FPCR.DN is 1, if either value is a NaN, the result is Default NaN.

When FPCR.AH is 1, the behavior is as follows:

- If both values are zeros, regardless of the sign of either zero, the result is the second value.
- If either value is a NaN, regardless of the value of FPCR.DN, the result is the second value.

This instruction can generate a floating-point exception. Depending on the settings in FPCR, the exception results in either a flag being set in FPSR or a synchronous exception being generated. For more information, see [Floating-point exceptions and exception traps](#).

Depending on the settings in the CPACR_EL1, CPTR_EL2, and CPTR_EL3 registers, and the current Security state and Exception level, an attempt to execute the instruction might be trapped.



Encoding for the Half-precision variant (FEAT_FP16)

Applies when (ftype == 11)

```
FMIN <Hd>, <Hn>, <Hm>
```

Encoding for the Single-precision variant (FEAT_FP)

Applies when (ftype == 00)

```
FMIN <Sd>, <Sn>, <Sm>
```

Encoding for the Double-precision variant (FEAT_FP)

Applies when (ftype == 01)

```
FMIN <Dd>, <Dn>, <Dm>
```

Decode for all variants of this encoding

```
if !IsFeatureImplemented(FEAT_FP) then EndOfDecode(Decode_UNDEF);
if ftype == '10' then EndOfDecode(Decode_UNDEF);
if ftype == '11' && !IsFeatureImplemented(FEAT_FP16) then EndOfDecode(Decode_UNDEF);

constant integer d = UInt(Rd);
constant integer n = UInt(Rn);
constant integer m = UInt(Rm);

constant integer esize = 8 << UInt(ftype EOR '10');
```

Assembler Symbols

- <Hd> Is the 16-bit name of the SIMD&FP destination register, encoded in the "Rd" field.
- <Hn> Is the 16-bit name of the first SIMD&FP source register, encoded in the "Rn" field.
- <Hm> Is the 16-bit name of the second SIMD&FP source register, encoded in the "Rm" field.

<Sd>	Is the 32-bit name of the SIMD&FP destination register, encoded in the "Rd" field.
<Sn>	Is the 32-bit name of the first SIMD&FP source register, encoded in the "Rn" field.
<Sm>	Is the 32-bit name of the second SIMD&FP source register, encoded in the "Rm" field.
<Dd>	Is the 64-bit name of the SIMD&FP destination register, encoded in the "Rd" field.
<Dn>	Is the 64-bit name of the first SIMD&FP source register, encoded in the "Rn" field.
<Dm>	Is the 64-bit name of the second SIMD&FP source register, encoded in the "Rm" field.

Operation

```

CheckFPEnabled64();
constant bits(esize) operand1 = V[n, esize];
constant bits(esize) operand2 = V[m, esize];

bits(128) result = if IsMerging(FPCR) then V[n, 128] else Zeros(128);

Elem[result, 0, esize] = FPMIn(operand1, operand2, FPCR);

V[d, 128] = result;

```

Internal version only: aarchmrs v2025-03_rel, pseudocode v2025-03_rel ; Build timestamp: 2025-03-21T17:41

Copyright © 2010-2025 Arm Limited or its affiliates. All rights reserved. This document is Non-Confidential.

FMIN (vector)

Floating-point minimum (vector)

This instruction compares corresponding elements in the vectors in the two source SIMD&FP registers, places the smaller of each of the two floating-point values into a vector, and writes the vector to the destination SIMD&FP register.

When FPCR.AH is 0, the behavior is as follows:

- Negative zero compares less than positive zero.
- When FPCR.DN is 0, if either element is a NaN, the result is a quiet NaN.
- When FPCR.DN is 1, if either element is a NaN, the result is Default NaN.

When FPCR.AH is 1, the behavior is as follows:

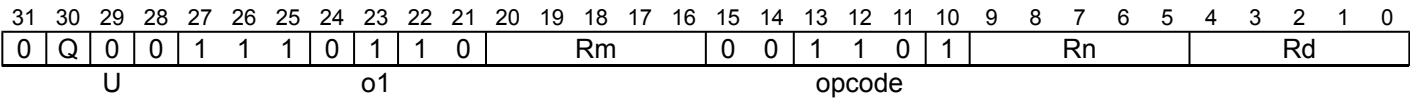
- If both elements are zeros, regardless of the sign of either zero, the result is the second element.
- If either element is a NaN, regardless of the value of FPCR.DN, the result is the second element.

This instruction can generate a floating-point exception. Depending on the settings in FPCR, the exception results in either a flag being set in FPSR or a synchronous exception being generated. For more information, see *Floating-point exceptions and exception traps*.

Depending on the settings in the CPACR_EL1, CPTR_EL2, and CPTR_EL3 registers, and the current Security state and Exception level, an attempt to execute the instruction might be trapped.

It has encodings from 2 classes: [Half-precision](#) and [Single-precision and double-precision](#)

Half-precision (FEAT_AdvSIMD && FEAT_FP16)



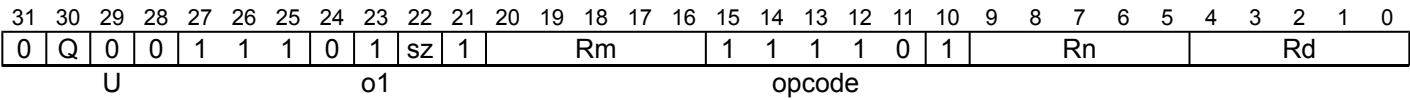
Encoding

FMIN <Vd>.<T>, <Vn>.<T>, <Vm>.<T>

Decode for this encoding

```
if !IsFeatureImplemented(FEAT_AdvSIMD) || !IsFeatureImplemented(FEAT_FP16) then
    EndOfDecode(Decode_UNDEF);
constant integer d = UInt(Rd);
constant integer n = UInt(Rn);
constant integer m = UInt(Rm);
constant integer esize = 16;
constant integer datasize = 64 << UInt(Q);
constant integer elements = datasize DIV esize;
```

Single-precision and double-precision (FEAT_AdvSIMD)



Encoding

```
FMIN <Vd>.<T>, <Vn>.<T>, <Vm>.<T>
```

Decode for this encoding

```
if !IsFeatureImplemented(FEAT_AdvSIMD) then EndOfDecode(Decode_UNDEF);
if sz:Q == '10' then EndOfDecode(Decode_UNDEF);
constant integer d = UInt(Rd);
constant integer n = UInt(Rn);
constant integer m = UInt(Rm);
constant integer esize = 32 << UInt(sz);
constant integer datasize = 64 << UInt(Q);
constant integer elements = datasize DIV esize;
```

Assembler Symbols

<Vd> Is the name of the SIMD&FP destination register, encoded in the "Rd" field.

<T> For the "Half-precision" variant: is an arrangement specifier, encoded in “Q”:

Q	<T>
0	4H
1	8H

For the "Single-precision and double-precision" variant: is an arrangement specifier, encoded in “sz:Q”:

sz	Q	<T>
0	0	2S
0	1	4S
1	0	RESERVED
1	1	2D

<Vn> Is the name of the first SIMD&FP source register, encoded in the "Rn" field.

<Vm> Is the name of the second SIMD&FP source register, encoded in the "Rm" field.

Operation

```
CheckFPAdvSIMDEnabled64();
constant bits(datasize) operand1 = V[n, datasize];
constant bits(datasize) operand2 = V[m, datasize];
bits(datasize) result;
bits(esize) element1;
bits(esize) element2;

for e = 0 to elements-1
    element1 = Elem[operand1, e, esize];
    element2 = Elem[operand2, e, esize];
    Elem[result, e, esize] = FPMIn(element1, element2, FPCR);
V[d, datasize] = result;
```


FMINNM (scalar)

Floating-point minimum number (scalar)

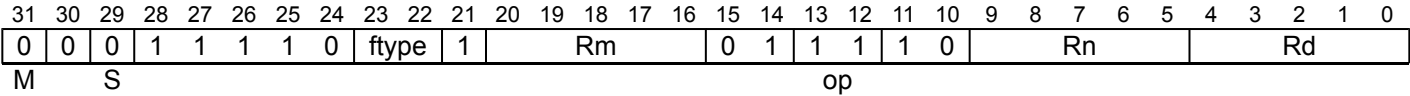
This instruction compares the first and second source SIMD&FP register values, and writes the smaller of the two floating-point values to the destination SIMD&FP register.

Regardless of the value of FPCR.AH, the behavior is as follows:

- Negative zero compares less than positive zero.
- If one value is numeric and the other is a quiet NaN, the result is the numeric value.
- When FPCR.DN is 0, if either value is a signaling NaN or if both values are NaNs, the result is a quiet NaN.
- When FPCR.DN is 1, if either value is a signaling NaN or if both values are NaNs, the result is Default NaN.

This instruction can generate a floating-point exception. Depending on the settings in FPCR, the exception results in either a flag being set in FPSR or a synchronous exception being generated. For more information, see [Floating-point exceptions and exception traps](#).

Depending on the settings in the CPACR_EL1, CPTR_EL2, and CPTR_EL3 registers, and the current Security state and Exception level, an attempt to execute the instruction might be trapped.



Encoding for the Half-precision variant (FEAT_FP16)

Applies when (ftype == 11)

```
FMINNM <Hd>, <Hn>, <Hm>
```

Encoding for the Single-precision variant (FEAT_FP)

Applies when (ftype == 00)

```
FMINNM <Sd>, <Sn>, <Sm>
```

Encoding for the Double-precision variant (FEAT_FP)

Applies when (ftype == 01)

```
FMINNM <Dd>, <Dn>, <Dm>
```

Decode for all variants of this encoding

```
if !IsFeatureImplemented(FEAT_FP) then EndOfDecode(Decode_UNDEF);
if ftype == '10' then EndOfDecode(Decode_UNDEF);
if ftype == '11' && !IsFeatureImplemented(FEAT_FP16) then EndOfDecode(Decode_UNDEF);

constant integer d = UInt(Rd);
constant integer n = UInt(Rn);
constant integer m = UInt(Rm);

constant integer esize = 8 << UInt(ftype EOR '10');
```

Assembler Symbols

- <Hd> Is the 16-bit name of the SIMD&FP destination register, encoded in the "Rd" field.
- <Hn> Is the 16-bit name of the first SIMD&FP source register, encoded in the "Rn" field.
- <Hm> Is the 16-bit name of the second SIMD&FP source register, encoded in the "Rm" field.
- <Sd> Is the 32-bit name of the SIMD&FP destination register, encoded in the "Rd" field.
- <Sn> Is the 32-bit name of the first SIMD&FP source register, encoded in the "Rn" field.

<Sm>	Is the 32-bit name of the second SIMD&FP source register, encoded in the "Rm" field.
<Dd>	Is the 64-bit name of the SIMD&FP destination register, encoded in the "Rd" field.
<Dn>	Is the 64-bit name of the first SIMD&FP source register, encoded in the "Rn" field.
<Dm>	Is the 64-bit name of the second SIMD&FP source register, encoded in the "Rm" field.

Operation

```

CheckFPEnabled64();
constant bits(esize) operand1 = V[n, esize];
constant bits(esize) operand2 = V[m, esize];

bits(128) result = if IsMerging(FPCR) then V[n, 128] else Zeros(128);

Elem[result, 0, esize] = FMinNum(operand1, operand2, FPCR);

V[d, 128] = result;

```

Internal version only: aarchmrs v2025-03_rel, pseudocode v2025-03_rel ; Build timestamp: 2025-03-21T17:41

Copyright © 2010-2025 Arm Limited or its affiliates. All rights reserved. This document is Non-Confidential.

FMINNM (vector)

Floating-point minimum number (vector)

This instruction compares corresponding vector elements in the two source SIMD&FP registers, writes the smaller of the two floating-point values into a vector, and writes the vector to the destination SIMD&FP register.

Regardless of the value of FPCR.AH, the behavior is as follows:

- Negative zero compares less than positive zero.
- If one element is numeric and the other is a quiet NaN, the result is the numeric value.
- When FPCR.DN is 0, if either element is a signaling NaN or if both elements are NaNs, the result is a quiet NaN.
- When FPCR.DN is 1, if either element is a signaling NaN or if both elements are NaNs, the result is Default NaN.

This instruction can generate a floating-point exception. Depending on the settings in FPCR, the exception results in either a flag being set in FPSR or a synchronous exception being generated. For more information, see [Floating-point exceptions and exception traps](#).

Depending on the settings in the CPACR_EL1, CPTR_EL2, and CPTR_EL3 registers, and the current Security state and Exception level, an attempt to execute the instruction might be trapped.

It has encodings from 2 classes: [Half-precision](#) and [Single-precision and double-precision](#)

Half-precision (FEAT_AdvSIMD && FEAT_FP16)

31	30	29	28	27	26	25	24	23	22	21	20	19	18	17	16	15	14	13	12	11	10	9	8	7	6	5	4	3	2	1	0
0	Q	0	0	1	1	1	0	1	1	0	Rm				0	0	0	0	0	1	Rn				Rd						
U				a				opcode																							

Encoding

FMINNM <Vd>.<T>, <Vn>.<T>, <Vm>.<T>

Decode for this encoding

```
if !IsFeatureImplemented(FEAT_AdvSIMD) || !IsFeatureImplemented(FEAT_FP16) then
    EndOfDecode(Decode_UNDEF);

constant integer d = UInt(Rd);
constant integer n = UInt(Rn);
constant integer m = UInt(Rm);
constant integer esize = 16;
constant integer datasize = 64 << UInt(Q);
constant integer elements = datasize DIV esize;
```

Single-precision and double-precision (FEAT_AdvSIMD)

31	30	29	28	27	26	25	24	23	22	21	20	19	18	17	16	15	14	13	12	11	10	9	8	7	6	5	4	3	2	1	0
0	Q	0	0	1	1	1	0	1	sz	1	Rm					1	1	0	0	0	1	Rn					Rd				
U				o1							opcode																				

Encoding

FMINNM <Vd>.<T>, <Vn>.<T>, <Vm>.<T>

Decode for this encoding

```
if !IsFeatureImplemented(FEAT_AdvSIMD) then EndOfDecode(Decode_UNDEF);
if sz:Q == '10' then EndOfDecode(Decode_UNDEF);
constant integer d = UInt(Rd);
constant integer n = UInt(Rn);
constant integer m = UInt(Rm);
constant integer esize = 32 << UInt(sz);
constant integer datasize = 64 << UInt(Q);
constant integer elements = datasize DIV esize;
```

Assembler Symbols

<Vd> Is the name of the SIMD&FP destination register, encoded in the "Rd" field.

<T> For the "Half-precision" variant: is an arrangement specifier, encoded in “Q”:

Q	<T>
0	4H
1	8H

For the "Single-precision and double-precision" variant: is an arrangement specifier, encoded in “sz:Q”:

sz	Q	<T>
0	0	2S
0	1	4S
1	0	RESERVED
1	1	2D

<Vn> Is the name of the first SIMD&FP source register, encoded in the "Rn" field.

<Vm> Is the name of the second SIMD&FP source register, encoded in the "Rm" field.

Operation

```
CheckFPAdvSIMDEnabled64();
constant bits(datasize) operand1 = V[n, datasize];
constant bits(datasize) operand2 = V[m, datasize];
bits(datasize) result;
bits(esize) element1;
bits(esize) element2;

for e = 0 to elements-1
    element1 = Elem[operand1, e, esize];
    element2 = Elem[operand2, e, esize];
    Elem[result, e, esize] = FPMinNum(element1, element2, FPCR);
V[d, datasize] = result;
```

FMINNMP (scalar)

Floating-point minimum number of pair of elements (scalar)

This instruction compares two vector elements in the source SIMD&FP register and writes the smallest of the floating-point values as a scalar to the destination SIMD&FP register.

Regardless of the value of FPCR.AH, the behavior is as follows for each pairwise operation:

- Negative zero compares less than positive zero.
- If one element is numeric and the other is a quiet NaN, the result is the numeric value.
- When FPCR.DN is 0, if either element is a signaling NaN or if both elements are NaNs, the result is a quiet NaN.
- When FPCR.DN is 1, if either element is a signaling NaN or if both elements are NaNs, the result is Default NaN.

This instruction can generate a floating-point exception. Depending on the settings in FPCR, the exception results in either a flag being set in FPSR or a synchronous exception being generated. For more information, see [Floating-point exceptions and exception traps](#).

Depending on the settings in the CPACR_EL1, CPTR_EL2, and CPTR_EL3 registers, and the current Security state and Exception level, an attempt to execute the instruction might be trapped.

It has encodings from 2 classes: [Half-precision](#) and [Single-precision and double-precision](#)

Half-precision

(FEAT_AdvSIMD && FEAT_FP16)

31	30	29	28	27	26	25	24	23	22	21	20	19	18	17	16	15	14	13	12	11	10	9	8	7	6	5	4	3	2	1	0
0	1	0	1	1	1	1	0	1	0	1	1	0	0	0	0	1	1	0	0	1	0	Rn				Rd					
U				o1				sz				opcode																			

Encoding

FMINNMP H<d>, <Vn>.2H

Decode for this encoding

```
if !IsFeatureImplemented(FEAT_AdvSIMD) || !IsFeatureImplemented(FEAT_FP16) then
    EndOfDecode(Decode_UNDEF);
if sz == '1' then EndOfDecode(Decode_UNDEF);

constant integer d = UInt(Rd);
constant integer n = UInt(Rn);
constant integer esize = 16;
constant integer datasize = 32;
```

Single-precision and double-precision

(FEAT_AdvSIMD)

31	30	29	28	27	26	25	24	23	22	21	20	19	18	17	16	15	14	13	12	11	10	9	8	7	6	5	4	3	2	1	0
0	1	1	1	1	1	1	0	1	sz	1	1	0	0	0	0	1	1	0	0	1	0	Rn				Rd					
U				o1				opcode																							

Encoding

FMINNMP <V><d>, <Vn>.<T>

Decode for this encoding

```
if !IsFeatureImplemented(FEAT_AdvSIMD) then EndOfDecode(Decode_UNDEF);
constant integer d = UInt(Rd);
constant integer n = UInt(Rn);
constant integer esize = 32 << UInt(sz);
constant integer datasize = esize * 2;
```

Assembler Symbols

- <d>Is the number of the SIMD&FP destination register, encoded in the "Rd" field.
- <Vn>Is the name of the SIMD&FP source register, encoded in the "Rn" field.

<V>Is the destination width specifier, encoded in “sz”:

sz	<V>
0	S
1	D

<T>Is the source arrangement specifier, encoded in “sz”:

sz	<T>
0	2S
1	2D

Operation

```
CheckFPAdvSIMDEnabled64();
constant bits(datasize) operand = V[n, datasize];
V[d, esize] = FPReduce(ReduceOp_FMINNUM, operand, esize, FPCR);
```

Internal version only: aarchmrs v2025-03_rel, pseudocode v2025-03_rel ; Build timestamp: 2025-03-21T17:41
Copyright © 2010-2025 Arm Limited or its affiliates. All rights reserved. This document is Non-Confidential.

FMINNMP (vector)

Floating-point minimum number pairwise (vector)

This instruction creates a vector by concatenating the vector elements of the first source SIMD&FP register after the vector elements of the second source SIMD&FP register, reads each pair of adjacent vector elements in the two source SIMD&FP registers, writes the smallest of each pair of floating-point values into a vector, and writes the vector to the destination SIMD&FP register. All the values in this instruction are floating-point values.

Regardless of the value of FPCR.AH, the behavior is as follows for each pairwise operation:

- Negative zero compares less than positive zero.
- If one element is numeric and the other is a quiet NaN, the result is the numeric value.
- When FPCR.DN is 0, if either element is a signaling NaN or if both elements are NaNs, the result is a quiet NaN.
- When FPCR.DN is 1, if either element is a signaling NaN or if both elements are NaNs, the result is Default NaN.

This instruction can generate a floating-point exception. Depending on the settings in FPCR, the exception results in either a flag being set in FPSR or a synchronous exception being generated. For more information, see [Floating-point exceptions and exception traps](#).

Depending on the settings in the CPACR_EL1, CPTR_EL2, and CPTR_EL3 registers, and the current Security state and Exception level, an attempt to execute the instruction might be trapped.

It has encodings from 2 classes: [Half-precision](#) and [Single-precision and double-precision](#)

Half-precision

(FEAT_AdvSIMD && FEAT_FP16)

31	30	29	28	27	26	25	24	23	22	21	20	19	18	17	16	15	14	13	12	11	10	9	8	7	6	5	4	3	2	1	0
0	Q	1	0	1	1	1	0	1	1	0	Rm				0	0	0	0	0	1	Rn				Rd						
U				a				opcode																							

Encoding

FMINNMP <Vd>.<T>, <Vn>.<T>, <Vm>.<T>

Decode for this encoding

```
if !IsFeatureImplemented(FEAT_AdvSIMD) || !IsFeatureImplemented(FEAT_FP16) then
    EndOfDecode(Decode_UNDEF);

constant integer d = UInt(Rd);
constant integer n = UInt(Rn);
constant integer m = UInt(Rm);
constant integer esize = 16;
constant integer datasize = 64 << UInt(Q);
constant integer elements = datasize DIV esize;
```

Single-precision and double-precision

(FEAT_AdvSIMD)

31	30	29	28	27	26	25	24	23	22	21	20	19	18	17	16	15	14	13	12	11	10	9	8	7	6	5	4	3	2	1	0
0	Q	1	0	1	1	1	0	1	sz	1	Rm				1	1	0	0	0	1	Rn				Rd						
U				o1				opcode																							

Encoding

```
FMINNMP <Vd>.<T>, <Vn>.<T>, <Vm>.<T>
```

Decode for this encoding

```
if !IsFeatureImplemented(FEAT_AdvSIMD) then EndOfDecode(Decode_UNDEF);
if sz:Q == '10' then EndOfDecode(Decode_UNDEF);
constant integer d = UInt(Rd);
constant integer n = UInt(Rn);
constant integer m = UInt(Rm);
constant integer esize = 32 << UInt(sz);
constant integer datasize = 64 << UInt(Q);
constant integer elements = datasize DIV esize;
```

Assembler Symbols

<Vd> Is the name of the SIMD&FP destination register, encoded in the "Rd" field.

<T> For the "Half-precision" variant: is an arrangement specifier, encoded in “Q”:

Q	<T>
0	4H
1	8H

For the "Single-precision and double-precision" variant: is an arrangement specifier, encoded in “sz:Q”:

sz	Q	<T>
0	0	2S
0	1	4S
1	0	RESERVED
1	1	2D

<Vn> Is the name of the first SIMD&FP source register, encoded in the "Rn" field.

<Vm> Is the name of the second SIMD&FP source register, encoded in the "Rm" field.

Operation

```
CheckFPAdvSIMDEnabled64();
constant bits(datasize) operand1 = V[n, datasize];
constant bits(datasize) operand2 = V[m, datasize];
bits(datasize) result;
constant bits(2*datasize) concat = operand2:operand1;
bits(esize) element1;
bits(esize) element2;

for e = 0 to elements-1
    element1 = Elem[concat, 2*e, esize];
    element2 = Elem[concat, (2*e)+1, esize];
    Elem[result, e, esize] = FPMInNum(element1, element2, FPCR);
V[d, datasize] = result;
```


FMINNMV

Floating-point minimum number across vector

This instruction compares all the vector elements in the source SIMD&FP register, and writes the smallest of the values as a scalar to the destination SIMD&FP register. All the values in this instruction are floating-point values.

Regardless of the value of FPCR.AH, the behavior is as follows:

- Negative zero compares less than positive zero.
- If one value is numeric and the other is a quiet NaN, the result is the numeric value.
- When FPCR.DN is 0, if either value is a signaling NaN or if both values are NaNs, the result is a quiet NaN.
- When FPCR.DN is 1, if either value is a signaling NaN or if both values are NaNs, the result is Default NaN.

This instruction can generate a floating-point exception. Depending on the settings in FPCR, the exception results in either a flag being set in FPSR or a synchronous exception being generated. For more information, see *Floating-point exceptions and exception traps*.

Depending on the settings in the CPACR_EL1, CPTR_EL2, and CPTR_EL3 registers, and the current Security state and Exception level, an attempt to execute the instruction might be trapped.

It has encodings from 2 classes: [Half-precision](#) and [Single-precision](#)

Half-precision
(FEAT_AdvSIMD && FEAT_FP16)

31	30	29	28	27	26	25	24	23	22	21	20	19	18	17	16	15	14	13	12	11	10	9	8	7	6	5	4	3	2	1	0
0	Q	0	0	1	1	1	0	1	0	1	1	0	0	0	0	1	1	0	0	1	0	Rn				Rd					
U				o1				opcode																							

Encoding

FMINNMV <V><d>, <Vn>.<T>

Decode for this encoding

```
if !IsFeatureImplemented(FEAT_AdvSIMD) || !IsFeatureImplemented(FEAT_FP16) then
    EndOfDecode(Decode_UNDEF);

constant integer d = UInt(Rd);
constant integer n = UInt(Rn);
constant integer esize = 16;
constant integer datasize = 64 << UInt(Q);
```

Single-precision
(FEAT_AdvSIMD)

31	30	29	28	27	26	25	24	23	22	21	20	19	18	17	16	15	14	13	12	11	10	9	8	7	6	5	4	3	2	1	0
0	1	1	0	1	1	1	0	1	0	1	1	0	0	0	0	1	1	0	0	1	0	Rn				Rd					
Q U				o1 sz								opcode																			

Encoding

FMINNMV S<d>, <Vn>.4S

Decode for this encoding

```
if !IsFeatureImplemented(FEAT_AdvSIMD) then EndOfDecode(Decode_UNDEF);
if sz:Q != '01' then EndOfDecode(Decode_UNDEF); // .4S only

constant integer d = UInt(Rd);
constant integer n = UInt(Rn);
constant integer esize = 32;
constant integer datasize = 64 << UInt(Q);
```

Assembler Symbols

- <V> Is the destination width specifier, H.
- <d> Is the number of the SIMD&FP destination register, encoded in the "Rd" field.
- <Vn> Is the name of the SIMD&FP source register, encoded in the "Rn" field.
- <T> Is an arrangement specifier, encoded in “Q”:

Q	<T>
0	4H
1	8H

Operation

```
CheckFPAdvSIMDEnabled64();
constant bits(datasize) operand = V[n, datasize];
V[d, esize] = FPReduce(ReduceOp_FMINNUM, operand, esize, FPCR);
```

Internal version only: aarchmrs v2025-03_rel, pseudocode v2025-03_rel ; Build timestamp: 2025-03-21T17:41
Copyright © 2010-2025 Arm Limited or its affiliates. All rights reserved. This document is Non-Confidential.

FMINP (scalar)

Floating-point minimum of pair of elements (scalar)

This instruction compares two vector elements in the source SIMD&FP register and writes the smallest of the floating-point values as a scalar to the destination SIMD&FP register.

When FPCR.AH is 0, the behavior is as follows for each pairwise operation:

- Negative zero compares less than positive zero.
- When FPCR.DN is 0, if either element is a NaN, the result is a quiet NaN.
- When FPCR.DN is 1, if either element is a NaN, the result is Default NaN.

When FPCR.AH is 1, the behavior is as follows for each pairwise operation:

- If both elements are zeros, regardless of the sign of either zero, the result is the second element.
- If either element is a NaN, regardless of the value of FPCR.DN, the result is the second element.

This instruction can generate a floating-point exception. Depending on the settings in FPCR, the exception results in either a flag being set in FPSR or a synchronous exception being generated. For more information, see [Floating-point exceptions and exception traps](#).

Depending on the settings in the CPACR_EL1, CPTR_EL2, and CPTR_EL3 registers, and the current Security state and Exception level, an attempt to execute the instruction might be trapped.

It has encodings from 2 classes: [Half-precision](#) and [Single-precision and double-precision](#)

Half-precision (FEAT_AdvSIMD && FEAT_FP16)

31	30	29	28	27	26	25	24	23	22	21	20	19	18	17	16	15	14	13	12	11	10	9	8	7	6	5	4	3	2	1	0
0	1	0	1	1	1	1	0	1	0	1	1	0	0	0	0	1	1	1	1	1	0	Rn				Rd					
U				o1				sz				opcode																			

Encoding

FMINP H<d>, <Vn>.2H

Decode for this encoding

```
if !IsFeatureImplemented(FEAT_AdvSIMD) || !IsFeatureImplemented(FEAT_FP16) then
    EndOfDecode(Decode_UNDEF);
if sz == '1' then EndOfDecode(Decode_UNDEF);

constant integer d = UInt(Rd);
constant integer n = UInt(Rn);
constant integer esize = 16;
constant integer datasize = 32;
```

Single-precision and double-precision (FEAT_AdvSIMD)

31	30	29	28	27	26	25	24	23	22	21	20	19	18	17	16	15	14	13	12	11	10	9	8	7	6	5	4	3	2	1	0
0	1	1	1	1	1	1	0	1	sz	1	1	0	0	0	0	1	1	1	1	1	0	Rn				Rd					
U				o1				opcode																							

Encoding

FMINP <V><d>, <Vn>.<T>

Decode for this encoding

```
if !IsFeatureImplemented(FEAT_AdvSIMD) then EndOfDecode(Decode_UNDEF);
constant integer d = UInt(Rd);
constant integer n = UInt(Rn);
constant integer esize = 32 << UInt(sz);
constant integer datasize = esize * 2;
```

Assembler Symbols

- <d>Is the number of the SIMD&FP destination register, encoded in the "Rd" field.
- <Vn>Is the name of the SIMD&FP source register, encoded in the "Rn" field.

<V>Is the destination width specifier, encoded in “sz”:

sz	<V>
0	S
1	D

<T>Is the source arrangement specifier, encoded in “sz”:

sz	<T>
0	2S
1	2D

Operation

```
CheckFPAdvSIMDEnabled64();
constant bits(datasize) operand = V[n, datasize];
V[d, esize] = FPReduce(ReduceOp_FMIN, operand, esize, FPCR);
```

Internal version only: aarchmrs v2025-03_rel, pseudocode v2025-03_rel ; Build timestamp: 2025-03-21T17:41
Copyright © 2010-2025 Arm Limited or its affiliates. All rights reserved. This document is Non-Confidential.

FMINP (vector)

Floating-point minimum pairwise (vector)

This instruction creates a vector by concatenating the vector elements of the first source SIMD&FP register after the vector elements of the second source SIMD&FP register, reads each pair of adjacent vector elements from the concatenated vector, writes the smaller of each pair of values into a vector, and writes the vector to the destination SIMD&FP register. All the values in this instruction are floating-point values.

When FPCR.AH is 0, the behavior is as follows for each pairwise operation:

- Negative zero compares less than positive zero.
- When FPCR.DN is 0, if either element is a NaN, the result is a quiet NaN.
- When FPCR.DN is 1, if either element is a NaN, the result is Default NaN.

When FPCR.AH is 1, the behavior is as follows for each pairwise operation:

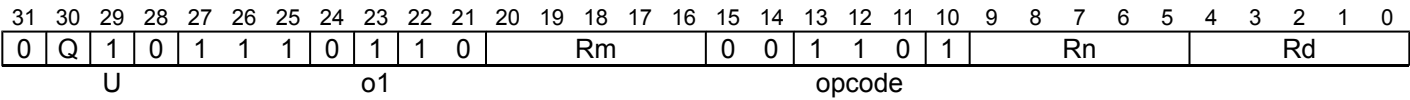
- If both elements are zeros, regardless of the sign of either zero, the result is the second element.
- If either element is a NaN, regardless of the value of FPCR.DN, the result is the second element.

This instruction can generate a floating-point exception. Depending on the settings in FPCR, the exception results in either a flag being set in FPSR or a synchronous exception being generated. For more information, see [Floating-point exceptions and exception traps](#).

Depending on the settings in the CPACR_EL1, CPTR_EL2, and CPTR_EL3 registers, and the current Security state and Exception level, an attempt to execute the instruction might be trapped.

It has encodings from 2 classes: [Half-precision](#) and [Single-precision and double-precision](#)

Half-precision (FEAT_AdvSIMD && FEAT_FP16)



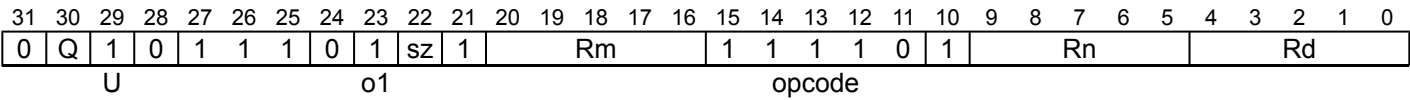
Encoding

FMINP <Vd>.<T>, <Vn>.<T>, <Vm>.<T>

Decode for this encoding

```
if !IsFeatureImplemented(FEAT_AdvSIMD) || !IsFeatureImplemented(FEAT_FP16) then
    EndOfDecode(Decode_UNDEF);
constant integer d = UInt(Rd);
constant integer n = UInt(Rn);
constant integer m = UInt(Rm);
constant integer esize = 16;
constant integer datasize = 64 << UInt(Q);
constant integer elements = datasize DIV esize;
```

Single-precision and double-precision (FEAT_AdvSIMD)



Encoding

```
FMINP <Vd>.<T>, <Vn>.<T>, <Vm>.<T>
```

Decode for this encoding

```
if !IsFeatureImplemented(FEAT_AdvSIMD) then EndOfDecode(Decode_UNDEF);
if sz:Q == '10' then EndOfDecode(Decode_UNDEF);
constant integer d = UInt(Rd);
constant integer n = UInt(Rn);
constant integer m = UInt(Rm);
constant integer esize = 32 << UInt(sz);
constant integer datasize = 64 << UInt(Q);
constant integer elements = datasize DIV esize;
```

Assembler Symbols

<Vd> Is the name of the SIMD&FP destination register, encoded in the "Rd" field.

<T> For the "Half-precision" variant: is an arrangement specifier, encoded in “Q”:

Q	<T>
0	4H
1	8H

For the "Single-precision and double-precision" variant: is an arrangement specifier, encoded in “sz:Q”:

sz	Q	<T>
0	0	2S
0	1	4S
1	0	RESERVED
1	1	2D

<Vn> Is the name of the first SIMD&FP source register, encoded in the "Rn" field.

<Vm> Is the name of the second SIMD&FP source register, encoded in the "Rm" field.

Operation

```
CheckFPAdvSIMDEnabled64();
constant bits(datasize) operand1 = V[n, datasize];
constant bits(datasize) operand2 = V[m, datasize];
bits(datasize) result;
constant bits(2*datasize) concat = operand2:operand1;
bits(esize) element1;
bits(esize) element2;

for e = 0 to elements-1
    element1 = Elem[concat, 2*e, esize];
    element2 = Elem[concat, (2*e)+1, esize];
    Elem[result, e, esize] = FPMIn(element1, element2, FPCR);
V[d, datasize] = result;
```

FMINV

Floating-point minimum across vector

This instruction compares all the vector elements in the source SIMD&FP register, and writes the smallest of the values as a scalar to the destination SIMD&FP register. All the values in this instruction are floating-point values.

When FPCR.AH is 0, the behavior is as follows:

- Negative zero compares less than positive zero.
- When FPCR.DN is 0, if either value is a NaN, the result is a quiet NaN.
- When FPCR.DN is 1, if either value is a NaN, the result is Default NaN.

When FPCR.AH is 1, the behavior is as follows:

- If both values are zeros, regardless of the sign of either zero, the result is the second value.
- If either value is a NaN, regardless of the value of FPCR.DN, the result is the second value.

This instruction can generate a floating-point exception. Depending on the settings in FPCR, the exception results in either a flag being set in FPSR or a synchronous exception being generated. For more information, see [Floating-point exceptions and exception traps](#).

Depending on the settings in the CPACR_EL1, CPTR_EL2, and CPTR_EL3 registers, and the current Security state and Exception level, an attempt to execute the instruction might be trapped.

It has encodings from 2 classes: [Half-precision](#) and [Single-precision](#)

Half-precision (FEAT_AdvSIMD && FEAT_FP16)

31	30	29	28	27	26	25	24	23	22	21	20	19	18	17	16	15	14	13	12	11	10	9	8	7	6	5	4	3	2	1	0
0	Q	0	0	1	1	1	0	1	0	1	1	0	0	0	0	1	1	1	1	1	0	Rn				Rd					
U				o1				opcode																							

Encoding

FMINV <V><d>, <Vn>.<T>

Decode for this encoding

```
if !IsFeatureImplemented(FEAT_AdvSIMD) || !IsFeatureImplemented(FEAT_FP16) then
    EndOfDecode(Decode_UNDEF);

constant integer d = UInt(Rd);
constant integer n = UInt(Rn);
constant integer esize = 16;
constant integer datasize = 64 << UInt(Q);
```

Single-precision (FEAT_AdvSIMD)

31	30	29	28	27	26	25	24	23	22	21	20	19	18	17	16	15	14	13	12	11	10	9	8	7	6	5	4	3	2	1	0
0	1	1	0	1	1	1	0	1	0	1	1	0	0	0	0	1	1	1	1	1	0	Rn				Rd					
Q U				o1 sz								opcode																			

Encoding

FMINV S<d>, <Vn>.4S

Decode for this encoding

```
if !IsFeatureImplemented(FEAT_AdvSIMD) then EndOfDecode(Decode_UNDEF);
if sz:Q != '01' then EndOfDecode(Decode_UNDEF);
constant integer d = UInt(Rd);
constant integer n = UInt(Rn);
constant integer esize = 32;
constant integer datasize = 64 << UInt(Q);
```

Assembler Symbols

- <V>Is the destination width specifier, H.
- <d>Is the number of the SIMD&FP destination register, encoded in the "Rd" field.
- <Vn>Is the name of the SIMD&FP source register, encoded in the "Rn" field.
- <T>Is an arrangement specifier, encoded in “Q”:

Q	<T>
0	4H
1	8H

Operation

```
CheckFPAdvSIMDEnabled64();
constant bits(datasize) operand = V[n, datasize];
V[d, esize] = FPReduce(ReduceOp_FMIN, operand, esize, FPCR);
```

Internal version only: aarchmrs v2025-03_rel, pseudocode v2025-03_rel ; Build timestamp: 2025-03-21T17:41

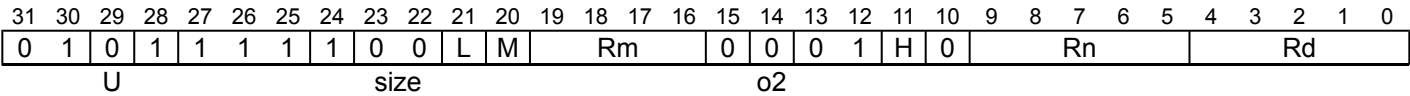
Copyright © 2010-2025 Arm Limited or its affiliates. All rights reserved. This document is Non-Confidential.

FMLA (by element)

Floating-point fused multiply-add to accumulator (by element)

This instruction multiplies the vector elements in the first source SIMD&FP register by the specified value in the second source SIMD&FP register, and accumulates the results in the vector elements of the destination SIMD&FP register. All the values in this instruction are floating-point values. This instruction can generate a floating-point exception. Depending on the settings in FPCR, the exception results in either a flag being set in FPSR or a synchronous exception being generated. For more information, see *Floating-point exceptions and exception traps*. Depending on the settings in the CPACR_EL1, CPTR_EL2, and CPTR_EL3 registers, and the current Security state and Exception level, an attempt to execute the instruction might be trapped. It has encodings from 4 classes: [Scalar, half-precision](#) , [Scalar, single-precision and double-precision](#) , [Vector, half-precision](#) and [Vector, single-precision and double-precision](#)

Scalar, half-precision
(FEAT_AdvSIMD && FEAT_FP16)



Encoding

FMLA <Hd>, <Hn>, <Vm>.H[<index>]

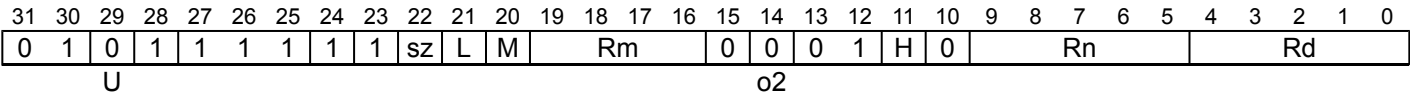
Decode for this encoding

```
if !IsFeatureImplemented(FEAT_AdvSIMD) || !IsFeatureImplemented(FEAT_FP16) then
    EndOfDecode(Decode_UNDEF);

constant integer idxdsize = 64 << UInt(H);
constant integer n = UInt(Rn);
constant integer m = UInt(Rm);
constant integer d = UInt(Rd);
constant integer index = UInt(H:L:M);

constant integer esize = 16;
constant integer datasize = esize;
constant integer elements = 1;
```

Scalar, single-precision and double-precision
(FEAT_AdvSIMD)



Encoding

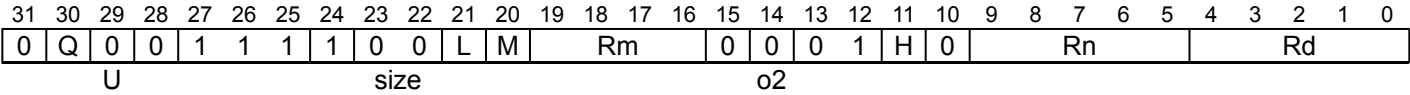
FMLA <V><d>, <V><n>, <Vm>.<Ts>[<index>]

Decode for this encoding

```
if !IsFeatureImplemented(FEAT_AdvSIMD) then EndOfDecode(Decode_UNDEF);
constant integer idxdsize = 64 << UInt(H);
integer index;
constant bit Rmhi = M;
case sz:L of
  when '0x' index = UInt(H:L);
  when '10' index = UInt(H);
  when '11' EndOfDecode(Decode_UNDEF);

constant integer d = UInt(Rd);
constant integer n = UInt(Rn);
constant integer m = UInt(Rmhi:Rm);
constant integer esize = 32 << UInt(sz);
constant integer datasize = esize;
constant integer elements = 1;
```

Vector, half-precision
(FEAT_AdvSIMD && FEAT_FP16)



Encoding

FMLA <Vd>.<T>, <Vn>.<T>, <Vm>.H[<index>]

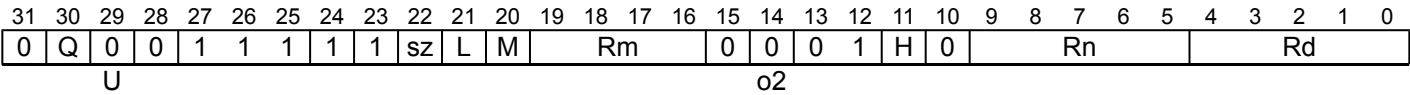
Decode for this encoding

```
if !IsFeatureImplemented(FEAT_AdvSIMD) || !IsFeatureImplemented(FEAT_FP16) then
  EndOfDecode(Decode_UNDEF);

constant integer idxdsize = 64 << UInt(H);
constant integer n = UInt(Rn);
constant integer m = UInt(Rm);
constant integer d = UInt(Rd);
constant integer index = UInt(H:L:M);

constant integer esize = 16;
constant integer datasize = 64 << UInt(Q);
constant integer elements = datasize DIV esize;
```

Vector, single-precision and double-precision
(FEAT_AdvSIMD)



Encoding

```
FMLA <Vd>.<T>, <Vn>.<T>, <Vm>.<Ts>[<index>]
```

Decode for this encoding

```
if !IsFeatureImplemented(FEAT_AdvSIMD) then EndOfDecode(Decode_UNDEF);
if sz:Q == '10' then EndOfDecode(Decode_UNDEF);
constant integer idxdsize = 64 << UInt(H);
integer index;
constant bit Rmhi = M;
case sz:L of
    when '0x' index = UInt(H:L);
    when '10' index = UInt(H);
    when '11' EndOfDecode(Decode_UNDEF);

constant integer d = UInt(Rd);
constant integer n = UInt(Rn);
constant integer m = UInt(Rmhi:Rm);
constant integer esize = 32 << UInt(sz);
constant integer datasize = 64 << UInt(Q);
constant integer elements = datasize DIV esize;
```

Assembler Symbols

- <Hd> Is the 16-bit name of the SIMD&FP destination register, encoded in the "Rd" field.
- <Hn> Is the 16-bit name of the first SIMD&FP source register, encoded in the "Rn" field.
- <Vm> For the "Scalar, half-precision" and "Vector, half-precision" variants: is the name of the second SIMD&FP source register, in the range V0 to V15, encoded in the "Rm" field.

For the "Scalar, single-precision and double-precision" and "Vector, single-precision and double-precision" variants: is the name of the second SIMD&FP source register, encoded in the "M:Rm" fields.
- <index> For the "Scalar, half-precision" and "Vector, half-precision" variants: is the element index, in the range 0 to 7, encoded in the "H:L:M" fields.

For the "Scalar, single-precision and double-precision" and "Vector, single-precision and double-precision" variants: is the element index, encoded in “sz:L:H”:

sz	L	<index>
0	x	UInt (H:L)
1	0	UInt (H)
1	1	RESERVED

- <V> Is a width specifier, encoded in “sz”:

sz	<V>
0	S
1	D

- <d> Is the number of the SIMD&FP destination register, encoded in the "Rd" field.
- <n> Is the number of the first SIMD&FP source register, encoded in the "Rn" field.
- <Ts> Is an element size specifier, encoded in “sz”:

sz	<Ts>
0	S
1	D

- <Vd> Is the name of the SIMD&FP destination register, encoded in the "Rd" field.
- <T> For the "Vector, half-precision" variant: is an arrangement specifier, encoded in “Q”:

Q	<T>
0	4H
1	8H

For the "Vector, single-precision and double-precision" variant: is an arrangement specifier, encoded in "Q:sz":

Q	sz	<T>
0	0	2S
0	1	RESERVED
1	0	4S
1	1	2D

<Vn> Is the name of the first SIMD&FP source register, encoded in the "Rn" field.

Operation

```

CheckFPAdvSIMDEnabled64();
constant bits(datasize) operand1 = V[n, datasize];
constant bits(idxsize) operand2 = V[m, idxsize];
constant bits(datasize) operand3 = V[d, datasize];
bits(esize) element1;
constant bits(esize) element2 = Elem[operand2, index, esize];
constant boolean merge = elements == 1 && IsMerging(FPCR);
bits(128) result = if merge then V[d, 128] else Zeros(128);

for e = 0 to elements-1
    element1 = Elem[operand1, e, esize];
    Elem[result, e, esize] = FPMulAdd(Elem[operand3, e, esize], element1, element2, FPCR);

V[d, 128] = result;

```

Internal version only: aarchmrs v2025-03_rel, pseudocode v2025-03_rel ; Build timestamp: 2025-03-21T17:41

Copyright © 2010-2025 Arm Limited or its affiliates. All rights reserved. This document is Non-Confidential.

FMLA (vector)

Floating-point fused multiply-add to accumulator (vector)

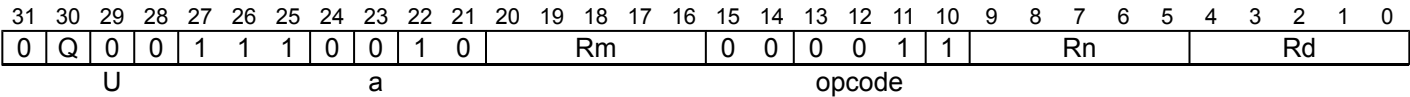
This instruction multiplies corresponding floating-point values in the vectors in the two source SIMD&FP registers, adds the product to the corresponding vector element of the destination SIMD&FP register, and writes the result to the destination SIMD&FP register.

This instruction can generate a floating-point exception. Depending on the settings in FPCR, the exception results in either a flag being set in FPSR or a synchronous exception being generated. For more information, see [Floating-point exceptions and exception traps](#).

Depending on the settings in the CPACR_EL1, CPTR_EL2, and CPTR_EL3 registers, and the current Security state and Exception level, an attempt to execute the instruction might be trapped.

It has encodings from 2 classes: [Half-precision](#) and [Single-precision and double-precision](#)

Half-precision (FEAT_AdvSIMD && FEAT_FP16)



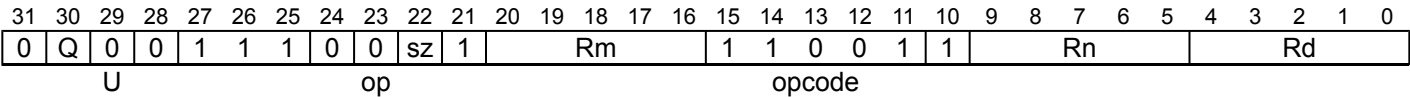
Encoding

FMLA <Vd>.<T>, <Vn>.<T>, <Vm>.<T>

Decode for this encoding

```
if !IsFeatureImplemented(FEAT_AdvSIMD) || !IsFeatureImplemented(FEAT_FP16) then
    EndOfDecode(Decode_UNDEF);
constant integer d = UInt(Rd);
constant integer n = UInt(Rn);
constant integer m = UInt(Rm);
constant integer esize = 16;
constant integer datasize = 64 << UInt(Q);
constant integer elements = datasize DIV esize;
```

Single-precision and double-precision (FEAT_AdvSIMD)



Encoding

FMLA <Vd>.<T>, <Vn>.<T>, <Vm>.<T>

Decode for this encoding

```
if !IsFeatureImplemented(FEAT_AdvSIMD) then EndOfDecode(Decode_UNDEF);
if sz:Q == '10' then EndOfDecode(Decode_UNDEF);
constant integer d = UInt(Rd);
constant integer n = UInt(Rn);
constant integer m = UInt(Rm);
constant integer esize = 32 << UInt(sz);
constant integer datasize = 64 << UInt(Q);
constant integer elements = datasize DIV esize;
```

Assembler Symbols

<Vd> Is the name of the SIMD&FP destination register, encoded in the "Rd" field.

<T> For the "Half-precision" variant: is an arrangement specifier, encoded in “Q”:

Q	<T>
0	4H
1	8H

For the "Single-precision and double-precision" variant: is an arrangement specifier, encoded in “sz:Q”:

sz	Q	<T>
0	0	2S
0	1	4S
1	0	RESERVED
1	1	2D

<Vn> Is the name of the first SIMD&FP source register, encoded in the "Rn" field.

<Vm> Is the name of the second SIMD&FP source register, encoded in the "Rm" field.

Operation

```
CheckFPAdvSIMDEnabled64();
constant bits(datasize) operand1 = V[n, datasize];
constant bits(datasize) operand2 = V[m, datasize];
constant bits(datasize) operand3 = V[d, datasize];
bits(datasize) result;
bits(esize) element1;
bits(esize) element2;

for e = 0 to elements-1
    element1 = Elem[operand1, e, esize];
    element2 = Elem[operand2, e, esize];
    Elem[result, e, esize] = FPMulAdd(Elem[operand3, e, esize], element1, element2, FPCR);

V[d, datasize] = result;
```

FMLAL, FMLAL2 (by element)

Floating-point fused multiply-add long to accumulator (by element)

This instruction multiplies the half-precision vector elements in the first source SIMD&FP register by the specified half-precision value in the second source SIMD&FP register, and accumulates the intermediate product without rounding to the corresponding single-precision vector element of the destination SIMD&FP register.

This instruction can generate a floating-point exception. Depending on the settings in FPCR, the exception results in either a flag being set in FPSR or a synchronous exception being generated. For more information, see *Floating-point exceptions and exception traps*.

Depending on the settings in the CPACR_EL1, CPTR_EL2, and CPTR_EL3 registers, and the current Security state and Exception level, an attempt to execute the instruction might be trapped.

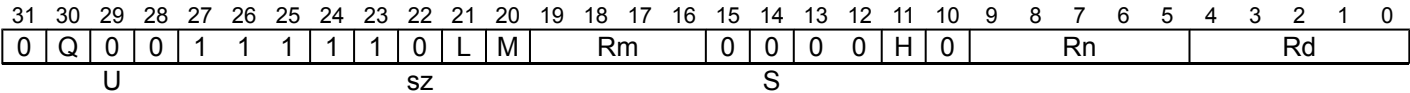
In Armv8.2 and Armv8.3, this is an OPTIONAL instruction. From Armv8.4, it is mandatory for all implementations to support it.

Note

ID_AA64ISAR0_EL1.FHM indicates whether this instruction is supported.

It has encodings from 2 classes: [FMLAL](#) and [FMLAL2](#)

FMLAL (FEAT_FHM)



Encoding

FMLAL <Vd>.<Ta>, <Vn>.<Tb>, <Vm>.[<index>]

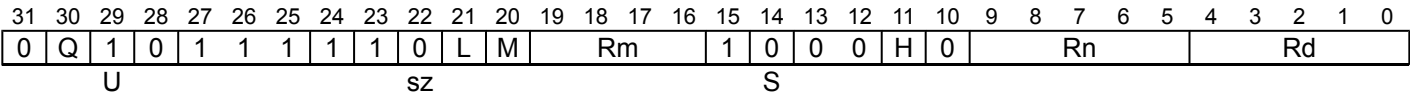
Decode for this encoding

```
if !IsFeatureImplemented(FEAT_FHM) then EndOfDecode(Decode_UNDEF);
if sz == '1' then EndOfDecode(Decode_UNDEF);
constant integer d = UInt(Rd);
constant integer n = UInt(Rn);
constant integer m = UInt('0':Rm); // Vm can only be in bottom 16 registers.
constant integer index = UInt(H:L:M);

constant integer esize = 32;
constant integer datasize = 64 << UInt(Q);
constant integer elements = datasize DIV esize;

constant integer part = 0;
```

FMLAL2 (FEAT_FHM)



Encoding

```
FMLAL2 <Vd>.<Ta>, <Vn>.<Tb>, <Vm>.[<index>]
```

Decode for this encoding

```
if !IsFeatureImplemented(FEAT_FHM) then EndOfDecode(Decode_UNDEF);
if sz == '1' then EndOfDecode(Decode_UNDEF);
constant integer d = UInt(Rd);
constant integer n = UInt(Rn);
constant integer m = UInt('0':Rm); // Vm can only be in bottom 16 registers.
constant integer index = UInt(H:L:M);

constant integer esize = 32;
constant integer datasize = 64 << UInt(Q);
constant integer elements = datasize DIV esize;

constant integer part = 1;
```

Assembler Symbols

<Vd> Is the name of the SIMD&FP destination register, encoded in the "Rd" field.

<Ta> Is an arrangement specifier, encoded in “Q”:

Q	<Ta>
0	2S
1	4S

<Vn> Is the name of the first SIMD&FP source register, encoded in the "Rn" field.

<Tb> Is an arrangement specifier, encoded in “Q”:

Q	<Tb>
0	2H
1	4H

<Vm> Is the name of the second SIMD&FP source register, encoded in the "Rm" field.

<index> Is the element index, encoded in the "H:L:M" fields.

Operation

```
CheckFPAdvSIMDEnabled64();
constant bits(datasize DIV 2) operand1 = Vpart[n, part, datasize DIV 2];
constant bits(128) operand2 = V[m, 128];
constant bits(datasize) operand3 = V[d, datasize];
bits(datasize) result;
bits(esize DIV 2) element1;
constant bits(esize DIV 2) element2 = Elem[operand2, index, esize DIV 2];

for e = 0 to elements-1
    element1 = Elem[operand1, e, esize DIV 2];
    Elem[result, e, esize] = FPMulAddH(Elem[operand3, e, esize], element1, element2, FPCR);
V[d, datasize] = result;
```


FMLAL, FMLAL2 (vector)

Floating-point fused multiply-add long to accumulator (vector)

This instruction multiplies corresponding half-precision floating-point values in the vectors in the two source SIMD&FP registers, and accumulates the intermediate product without rounding to the corresponding single-precision vector element of the destination SIMD&FP register.

This instruction can generate a floating-point exception. Depending on the settings in FPCR, the exception results in either a flag being set in FPSR or a synchronous exception being generated. For more information, see [Floating-point exceptions and exception traps](#).

Depending on the settings in the CPACR_EL1, CPTR_EL2, and CPTR_EL3 registers, and the current Security state and Exception level, an attempt to execute the instruction might be trapped.

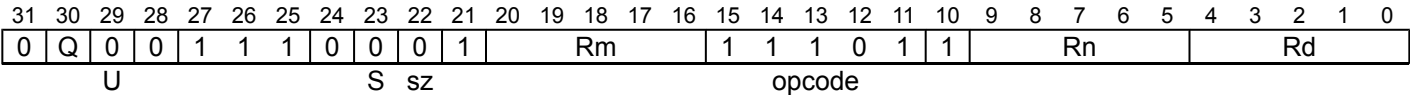
In Armv8.2 and Armv8.3, this is an OPTIONAL instruction. From Armv8.4, it is mandatory for all implementations to support it.

Note

ID_AA64ISAR0_EL1.FHM indicates whether this instruction is supported.

It has encodings from 2 classes: [FMLAL](#) and [FMLAL2](#)

FMLAL (FEAT_FHM)



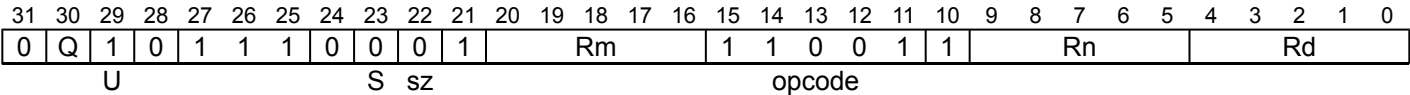
Encoding

FMLAL <Vd>.<Ta>, <Vn>.<Tb>, <Vm>.<Tb>

Decode for this encoding

```
if !IsFeatureImplemented(FEAT_FHM) then EndOfDecode(Decode_UNDEF);
if sz == '1' then EndOfDecode(Decode_UNDEF);
constant integer d = UInt(Rd);
constant integer n = UInt(Rn);
constant integer m = UInt(Rm);
constant integer esize = 32;
constant integer datasize = 64 << UInt(Q);
constant integer elements = datasize DIV esize;
constant integer part = 0;
```

FMLAL2 (FEAT_FHM)



Encoding

```
FMLAL2 <Vd>.<Ta>, <Vn>.<Tb>, <Vm>.<Tb>
```

Decode for this encoding

```
if !IsFeatureImplemented(FEAT_FHM) then EndOfDecode(Decode_UNDEF);
if sz == '1' then EndOfDecode(Decode_UNDEF);
constant integer d = UInt(Rd);
constant integer n = UInt(Rn);
constant integer m = UInt(Rm);
constant integer esize = 32;
constant integer datasize = 64 << UInt(Q);
constant integer elements = datasize DIV esize;
constant integer part = 1;
```

Assembler Symbols

<Vd> Is the name of the SIMD&FP destination register, encoded in the "Rd" field.

<Ta> Is an arrangement specifier, encoded in “Q”:

Q	<Ta>
0	2S
1	4S

<Vn> Is the name of the first SIMD&FP source register, encoded in the "Rn" field.

<Tb> Is an arrangement specifier, encoded in “Q”:

Q	<Tb>
0	2H
1	4H

<Vm> Is the name of the second SIMD&FP source register, encoded in the "Rm" field.

Operation

```
CheckFPAdvSIMDEnabled64();
constant bits(datasize DIV 2) operand1 = Vpart[n, part, datasize DIV 2];
constant bits(datasize DIV 2) operand2 = Vpart[m, part, datasize DIV 2];
constant bits(datasize) operand3 = V[d, datasize];
bits(datasize) result;
bits(esize DIV 2) element1;
bits(esize DIV 2) element2;

for e = 0 to elements-1
    element1 = Elem[operand1, e, esize DIV 2];
    element2 = Elem[operand2, e, esize DIV 2];
    Elem[result, e, esize] = FPMulAddH(Elem[operand3, e, esize], element1, element2, FPCR);
V[d, datasize] = result;
```

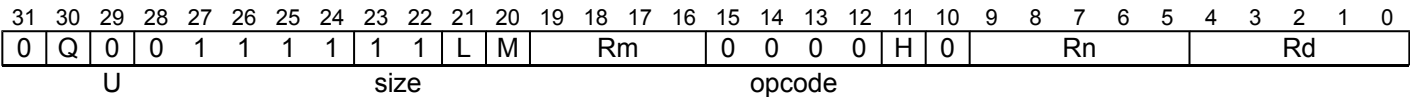
FMLALB, FMLALT (by element)

8-bit floating-point multiply-add long to half-precision (vector, by element)

This instruction widens the even-numbered (bottom) or odd-numbered (top) 8-bit elements in the first source vector and the indexed element from the second source vector to half-precision format and multiplies the corresponding elements. The intermediate products are scaled by $2^{-\text{UInt}(\text{FPMR.LSCALE}[3:0])}$, before being destructively added without intermediate rounding to the half-precision elements of the destination vector that overlap with the corresponding 8-bit floating-point elements in the first source vector.

The 8-bit floating-point encoding format for the elements of the first source vector is selected by FPMR.F8S1. The 8-bit floating-point encoding format for the elements of the second source vector is selected by FPMR.F8S2.

Advanced SIMD (FEAT_FP8FMA)



Encoding for the FMLALB variant

Applies when (Q == 0)

FMLALB <Vd>.8H, <Vn>.16B, <Vm>.B[<index>]

Encoding for the FMLALT variant

Applies when (Q == 1)

FMLALT <Vd>.8H, <Vn>.16B, <Vm>.B[<index>]

Decode for all variants of this encoding

```
if !IsFeatureImplemented(FEAT_FP8FMA) then EndOfDecode(Decode_UNDEF);
constant integer n = UInt(Rn);
constant integer m = UInt('00':Rm<2:0>);
constant integer d = UInt(Rd);
constant integer index = UInt(H:L:M:Rm<3>);
constant integer elements = 128 DIV 16;
constant integer sel = UInt(Q);
```

Assembler Symbols

- <Vd> Is the name of the SIMD&FP destination register, encoded in the "Rd" field.
- <Vn> Is the name of the first SIMD&FP source register, encoded in the "Rn" field.
- <Vm> Is the name of the second SIMD&FP source register, in the range V0 to V7, encoded in the "Rm<2:0>" field.
- <index> Is the element index, in the range 0 to 15, encoded in the "H:L:M:Rm<3>" fields.

Operation

```
CheckFPMREnabled(); CheckFPAdvSIMDEnabled64();  
constant bits(128) operand1 = V[n, 128];  
constant bits(128) operand2 = V[m, 128];  
constant bits(128) operand3 = V[d, 128];  
bits(128) result;  
  
for e = 0 to elements-1  
    constant bits(8) element1 = Elem[operand1, 2 * e + sel, 8];  
    constant bits(8) element2 = Elem[operand2, index, 8];  
    constant bits(16) element3 = Elem[operand3, e, 16];  
    Elem[result, e, 16] = FP8MulAddFP(element3, element1, element2, FPCR, FPMR);  
  
V[d, 128] = result;
```

Internal version only: aarchmrs v2025-03_rel, pseudocode v2025-03_rel ; Build timestamp: 2025-03-21T17:41

Copyright © 2010-2025 Arm Limited or its affiliates. All rights reserved. This document is Non-Confidential.

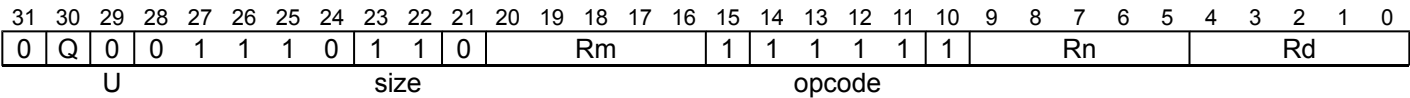
FMLALB, FMLALT (vector)

8-bit floating-point multiply-add long to half-precision (vector)

This instruction widens the even-numbered (bottom) or odd-numbered (top) 8-bit elements in the first and second source vectors to half-precision format and multiplies the corresponding elements. The intermediate products are scaled by $2^{-\text{UInt}(\text{FPMR.LSCALE}[3:0])}$, before being destructively added without intermediate rounding to the half-precision elements of the destination vector that overlap with the corresponding 8-bit floating-point elements in the source vectors.

The 8-bit floating-point encoding format for the elements of the first source vector is selected by FPMR.F8S1. The 8-bit floating-point encoding format for the elements of the second source vector is selected by FPMR.F8S2.

Advanced SIMD (FEAT_FP8FMA)



Encoding for the FMLALB variant

Applies when (Q == 0)

FMLALB <Vd>.8H, <Vn>.16B, <Vm>.16B

Encoding for the FMLALT variant

Applies when (Q == 1)

FMLALT <Vd>.8H, <Vn>.16B, <Vm>.16B

Decode for all variants of this encoding

```
if !IsFeatureImplemented(FEAT_FP8FMA) then EndOfDecode(Decode_UNDEF);
constant integer d = UInt(Rd);
constant integer n = UInt(Rn);
constant integer m = UInt(Rm);
constant integer elements = 128 DIV 16;
constant integer sel = UInt(Q);
```

Assembler Symbols

- <Vd> Is the name of the SIMD&FP destination register, encoded in the "Rd" field.
- <Vn> Is the name of the first SIMD&FP source register, encoded in the "Rn" field.
- <Vm> Is the name of the second SIMD&FP source register, encoded in the "Rm" field.

Operation

```
CheckFPMREnabled(); CheckFPAdvSIMDEnabled64();
constant bits(128) operand1 = V[n, 128];
constant bits(128) operand2 = V[m, 128];
constant bits(128) operand3 = V[d, 128];
bits(128) result;

for e = 0 to elements-1
    constant bits(8) element1 = Elem[operand1, 2 * e + sel, 8];
    constant bits(8) element2 = Elem[operand2, 2 * e + sel, 8];
    constant bits(16) element3 = Elem[operand3, e, 16];
    Elem[result, e, 16] = FP8MulAddFP(element3, element1, element2, FPCR, FPMR);

V[d, 128] = result;
```

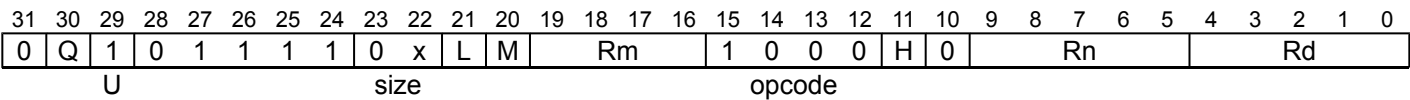

FMLALLBB, FMLALLBT, FMLALLTB, FMLALLTT (by element)

8-bit floating-point multiply-add long-long to single-precision (vector, by element)

This instruction widens the first (bottom bottom), second (bottom top), third (top bottom), or fourth (top top) 8-bit element of each 32-bit container in the first source vector and the indexed element from the second source vector to single-precision format and multiplies the corresponding elements. The intermediate products are scaled by $2^{-\text{UInt}(\text{FPMR.LSCALE})}$, before being destructively added without intermediate rounding to the single-precision elements of the destination vector that overlap with the corresponding 8-bit floating-point elements in the first source vector.

The 8-bit floating-point encoding format for the elements of the first source vector is selected by FPMR.F8S1. The 8-bit floating-point encoding format for the elements of the second source vector is selected by FPMR.F8S2.

Advanced SIMD
(FEAT_FP8FMA)



Encoding for the FMLALLBB variant

Applies when (Q == 0 && size == 00)

```
FMLALLBB <Vd>.4S, <Vn>.16B, <Vm>.B[<index>]
```

Encoding for the FMLALLBT variant

Applies when (Q == 0 && size == 01)

```
FMLALLBT <Vd>.4S, <Vn>.16B, <Vm>.B[<index>]
```

Encoding for the FMLALLTB variant

Applies when (Q == 1 && size == 00)

```
FMLALLTB <Vd>.4S, <Vn>.16B, <Vm>.B[<index>]
```

Encoding for the FMLALLTT variant

Applies when (Q == 1 && size == 01)

```
FMLALLTT <Vd>.4S, <Vn>.16B, <Vm>.B[<index>]
```

Decode for all variants of this encoding

```
if !IsFeatureImplemented(FEAT_FP8FMA) then EndOfDecode(Decode_UNDEF);
constant integer n = UInt(Rn);
constant integer m = UInt('00':Rm<2:0>);
constant integer d = UInt(Rd);
constant integer index = UInt(H:L:M:Rm<3>);
constant integer elements = 128 DIV 32;
constant integer sel = UInt(Q:size<0>);
```

Assembler Symbols

- <Vd> Is the name of the SIMD&FP destination register, encoded in the "Rd" field.
- <Vn> Is the name of the first SIMD&FP source register, encoded in the "Rn" field.
- <Vm> Is the name of the second SIMD&FP source register, in the range V0 to V7, encoded in the "Rm<2:0>" field.
- <index> Is the element index, in the range 0 to 15, encoded in the "H:L:M:Rm<3>" fields.

Operation

```
CheckFPMREnabled(); CheckFPAdvSIMDEnabled64();  
constant bits(128) operand1 = V[n, 128];  
constant bits(128) operand2 = V[m, 128];  
constant bits(128) operand3 = V[d, 128];  
bits(128) result;  
  
for e = 0 to elements-1  
    constant bits(8) element1 = Elem[operand1, 4 * e + sel, 8];  
    constant bits(8) element2 = Elem[operand2, index, 8];  
    constant bits(32) element3 = Elem[operand3, e, 32];  
    Elem[result, e, 32] = FP8MulAddFP(element3, element1, element2, FPCR, FPMR);  
  
V[d, 128] = result;
```

Internal version only: aarchmrs v2025-03_rel, pseudocode v2025-03_rel ; Build timestamp: 2025-03-21T17:41

Copyright © 2010-2025 Arm Limited or its affiliates. All rights reserved. This document is Non-Confidential.

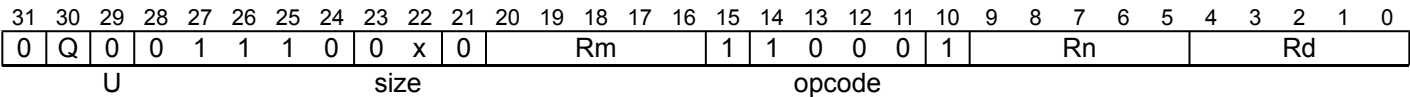
FMLALLBB, FMLALLBT, FMLALLTB, FMLALLTT (vector)

8-bit floating-point multiply-add long-long to single-precision (vector)

This instruction widens the first (bottom bottom), second (bottom top), third (top bottom), or fourth (top top) 8-bit element of each 32-bit container in the first and second source vectors to single-precision format and multiplies the corresponding elements. The intermediate products are scaled by $2^{-\text{UInt}(\text{FPMR.LSCALE})}$, before being destructively added without intermediate rounding to the single-precision elements of the destination vector that overlap with the corresponding 8-bit floating-point elements in the source vectors.

The 8-bit floating-point encoding format for the elements of the first source vector is selected by FPMR.F8S1. The 8-bit floating-point encoding format for the elements of the second source vector is selected by FPMR.F8S2.

Advanced SIMD (FEAT_FP8FMA)



Encoding for the FMLALLBB variant

Applies when (Q == 0 && size == 00)

FMLALLBB <Vd>.4S, <Vn>.16B, <Vm>.16B

Encoding for the FMLALLBT variant

Applies when (Q == 0 && size == 01)

FMLALLBT <Vd>.4S, <Vn>.16B, <Vm>.16B

Encoding for the FMLALLTB variant

Applies when (Q == 1 && size == 00)

FMLALLTB <Vd>.4S, <Vn>.16B, <Vm>.16B

Encoding for the FMLALLTT variant

Applies when (Q == 1 && size == 01)

FMLALLTT <Vd>.4S, <Vn>.16B, <Vm>.16B

Decode for all variants of this encoding

```
if !IsFeatureImplemented(FEAT_FP8FMA) then EndOfDecode(Decode_UNDEF);
constant integer d = UInt(Rd);
constant integer n = UInt(Rn);
constant integer m = UInt(Rm);
constant integer elements = 128 DIV 32;
constant integer sel = UInt(Q:size<0>);
```

Assembler Symbols

- <Vd> Is the name of the SIMD&FP destination register, encoded in the "Rd" field.
- <Vn> Is the name of the first SIMD&FP source register, encoded in the "Rn" field.
- <Vm> Is the name of the second SIMD&FP source register, encoded in the "Rm" field.

Operation

```
CheckFPMREnabled(); CheckFPAdvSIMDEnabled64();  
constant bits(128) operand1 = V[n, 128];  
constant bits(128) operand2 = V[m, 128];  
constant bits(128) operand3 = V[d, 128];  
bits(128) result;  
  
for e = 0 to elements-1  
    constant bits(8) element1 = Elem[operand1, 4 * e + sel, 8];  
    constant bits(8) element2 = Elem[operand2, 4 * e + sel, 8];  
    constant bits(32) element3 = Elem[operand3, e, 32];  
    Elem[result, e, 32] = FP8MulAddFP(element3, element1, element2, FPCR, FPMR);  
  
V[d, 128] = result;
```

Internal version only: aarchmrs v2025-03_rel, pseudocode v2025-03_rel ; Build timestamp: 2025-03-21T17:41

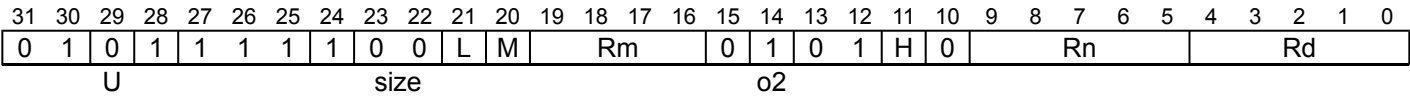
Copyright © 2010-2025 Arm Limited or its affiliates. All rights reserved. This document is Non-Confidential.

FMLS (by element)

Floating-point fused multiply-subtract from accumulator (by element)

This instruction multiplies the vector elements in the first source SIMD&FP register by the specified value in the second source SIMD&FP register, and subtracts the results from the vector elements of the destination SIMD&FP register. All the values in this instruction are floating-point values. This instruction can generate a floating-point exception. Depending on the settings in FPCR, the exception results in either a flag being set in FPSR or a synchronous exception being generated. For more information, see *Floating-point exceptions and exception traps*. Depending on the settings in the CPACR_EL1, CPTR_EL2, and CPTR_EL3 registers, and the current Security state and Exception level, an attempt to execute the instruction might be trapped. It has encodings from 4 classes: [Scalar, half-precision](#) , [Scalar, single-precision and double-precision](#) , [Vector, half-precision](#) and [Vector, single-precision and double-precision](#)

Scalar, half-precision
(FEAT_AdvSIMD && FEAT_FP16)



Encoding

FMLS <Hd>, <Hn>, <Vm>.H[<index>]

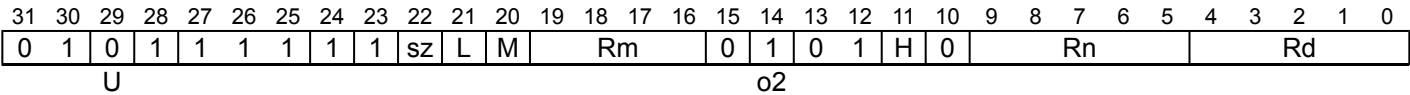
Decode for this encoding

```
if !IsFeatureImplemented(FEAT_AdvSIMD) || !IsFeatureImplemented(FEAT_FP16) then
    EndOfDecode(Decode_UNDEF);

constant integer idxdsize = 64 << UInt(H);
constant integer n = UInt(Rn);
constant integer m = UInt(Rm);
constant integer d = UInt(Rd);
constant integer index = UInt(H:L:M);

constant integer esize = 16;
constant integer datasize = esize;
constant integer elements = 1;
```

Scalar, single-precision and double-precision
(FEAT_AdvSIMD)



Encoding

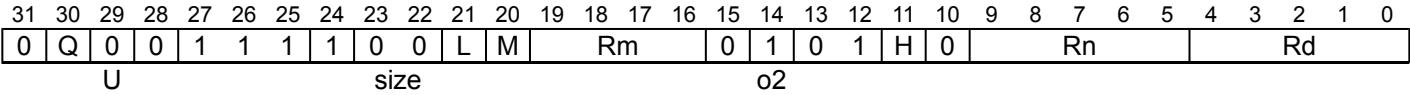
FMLS <V><d>, <V><n>, <Vm>.<Ts>[<index>]

Decode for this encoding

```
if !IsFeatureImplemented(FEAT_AdvSIMD) then EndOfDecode(Decode_UNDEF);
constant integer idxdsize = 64 << UInt(H);
integer index;
constant bit Rmhi = M;
case sz:L of
  when '0x' index = UInt(H:L);
  when '10' index = UInt(H);
  when '11' EndOfDecode(Decode_UNDEF);

constant integer d = UInt(Rd);
constant integer n = UInt(Rn);
constant integer m = UInt(Rmhi:Rm);
constant integer esize = 32 << UInt(sz);
constant integer datasize = esize;
constant integer elements = 1;
```

Vector, half-precision
(FEAT_AdvSIMD && FEAT_FP16)



Encoding

FMLS <Vd>.<T>, <Vn>.<T>, <Vm>.H[<index>]

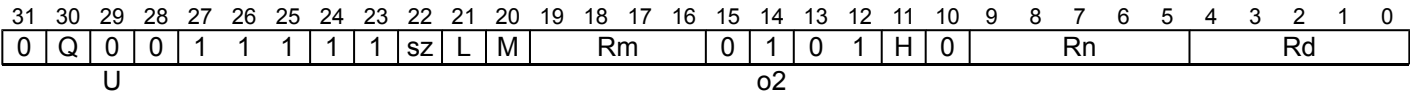
Decode for this encoding

```
if !IsFeatureImplemented(FEAT_AdvSIMD) || !IsFeatureImplemented(FEAT_FP16) then
  EndOfDecode(Decode_UNDEF);

constant integer idxdsize = 64 << UInt(H);
constant integer n = UInt(Rn);
constant integer m = UInt(Rm);
constant integer d = UInt(Rd);
constant integer index = UInt(H:L:M);

constant integer esize = 16;
constant integer datasize = 64 << UInt(Q);
constant integer elements = datasize DIV esize;
```

Vector, single-precision and double-precision
(FEAT_AdvSIMD)



Encoding

FMLS <Vd>.<T>, <Vn>.<T>, <Vm>.<Ts>[<index>]

Decode for this encoding

```
if !IsFeatureImplemented(FEAT_AdvSIMD) then EndOfDecode(Decode_UNDEF);
if sz:Q == '10' then EndOfDecode(Decode_UNDEF);
constant integer idxdsize = 64 << UInt(H);
integer index;
constant bit Rmhi = M;
case sz:L of
    when '0x' index = UInt(H:L);
    when '10' index = UInt(H);
    when '11' EndOfDecode(Decode_UNDEF);

constant integer d = UInt(Rd);
constant integer n = UInt(Rn);
constant integer m = UInt(Rmhi:Rm);
constant integer esize = 32 << UInt(sz);
constant integer datasize = 64 << UInt(Q);
constant integer elements = datasize DIV esize;
```

Assembler Symbols

- <Hd> Is the 16-bit name of the SIMD&FP destination register, encoded in the "Rd" field.
- <Hn> Is the 16-bit name of the first SIMD&FP source register, encoded in the "Rn" field.
- <Vm> For the "Scalar, half-precision" and "Vector, half-precision" variants: is the name of the second SIMD&FP source register, in the range V0 to V15, encoded in the "Rm" field.

For the "Scalar, single-precision and double-precision" and "Vector, single-precision and double-precision" variants: is the name of the second SIMD&FP source register, encoded in the "M:Rm" fields.
- <index> For the "Scalar, half-precision" and "Vector, half-precision" variants: is the element index, in the range 0 to 7, encoded in the "H:L:M" fields.

For the "Scalar, single-precision and double-precision" and "Vector, single-precision and double-precision" variants: is the element index, encoded in “sz:L:H”:

sz	L	<index>
0	x	UInt (H:L)
1	0	UInt (H)
1	1	RESERVED

- <V> Is a width specifier, encoded in “sz”:

sz	<V>
0	S
1	D

- <d> Is the number of the SIMD&FP destination register, encoded in the "Rd" field.
- <n> Is the number of the first SIMD&FP source register, encoded in the "Rn" field.
- <Ts> Is an element size specifier, encoded in “sz”:

sz	<Ts>
0	S
1	D

- <Vd> Is the name of the SIMD&FP destination register, encoded in the "Rd" field.
- <T> For the "Vector, half-precision" variant: is an arrangement specifier, encoded in “Q”:

Q	<T>
0	4H
1	8H

For the "Vector, single-precision and double-precision" variant: is an arrangement specifier, encoded in "Q:sz":

Q	sz	<T>
0	0	2S
0	1	RESERVED
1	0	4S
1	1	2D

<Vn> Is the name of the first SIMD&FP source register, encoded in the "Rn" field.

Operation

```

CheckFPAdvSIMDEnabled64();
constant bits(datasize) operand1 = V[n, datasize];
constant bits(idxsize) operand2 = V[m, idxsize];
constant bits(datasize) operand3 = V[d, datasize];
bits(esize) element1;
constant bits(esize) element2 = Elem[operand2, index, esize];
constant boolean merge = elements == 1 && IsMerging(FPCR);
bits(128) result = if merge then V[d, 128] else Zeros(128);

for e = 0 to elements-1
    element1 = FPNeg(Elem[operand1, e, esize], FPCR);
    Elem[result, e, esize] = FPMulAdd(Elem[operand3, e, esize], element1, element2, FPCR);

V[d, 128] = result;

```

Internal version only: aarchmrs v2025-03_rel, pseudocode v2025-03_rel ; Build timestamp: 2025-03-21T17:41

Copyright © 2010-2025 Arm Limited or its affiliates. All rights reserved. This document is Non-Confidential.

FMLS (vector)

Floating-point fused multiply-subtract from accumulator (vector)

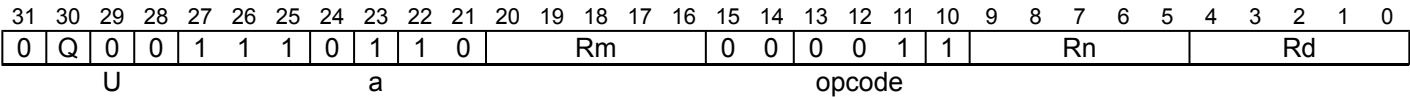
This instruction multiplies corresponding floating-point values in the vectors in the two source SIMD&FP registers, negates the product, adds the result to the corresponding vector element of the destination SIMD&FP register, and writes the result to the destination SIMD&FP register.

This instruction can generate a floating-point exception. Depending on the settings in FPCR, the exception results in either a flag being set in FPSR or a synchronous exception being generated. For more information, see [Floating-point exceptions and exception traps](#).

Depending on the settings in the CPACR_EL1, CPTR_EL2, and CPTR_EL3 registers, and the current Security state and Exception level, an attempt to execute the instruction might be trapped.

It has encodings from 2 classes: [Half-precision](#) and [Single-precision and double-precision](#)

Half-precision (FEAT_AdvSIMD && FEAT_FP16)



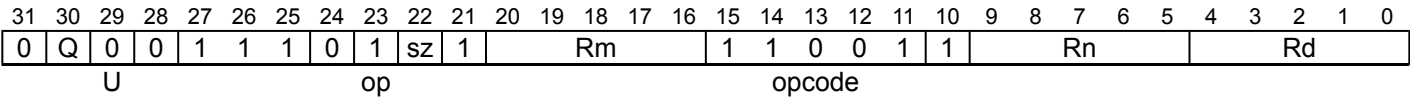
Encoding

FMLS <Vd>.<T>, <Vn>.<T>, <Vm>.<T>

Decode for this encoding

```
if !IsFeatureImplemented(FEAT_AdvSIMD) || !IsFeatureImplemented(FEAT_FP16) then
    EndOfDecode(Decode_UNDEF);
constant integer d = UInt(Rd);
constant integer n = UInt(Rn);
constant integer m = UInt(Rm);
constant integer esize = 16;
constant integer datasize = 64 << UInt(Q);
constant integer elements = datasize DIV esize;
```

Single-precision and double-precision (FEAT_AdvSIMD)



Encoding

FMLS <Vd>.<T>, <Vn>.<T>, <Vm>.<T>

Decode for this encoding

```
if !IsFeatureImplemented(FEAT_AdvSIMD) then EndOfDecode(Decode_UNDEF);
if sz:Q == '10' then EndOfDecode(Decode_UNDEF);
constant integer d = UInt(Rd);
constant integer n = UInt(Rn);
constant integer m = UInt(Rm);
constant integer esize = 32 << UInt(sz);
constant integer datasize = 64 << UInt(Q);
constant integer elements = datasize DIV esize;
```

Assembler Symbols

<Vd> Is the name of the SIMD&FP destination register, encoded in the "Rd" field.

<T> For the "Half-precision" variant: is an arrangement specifier, encoded in “Q”:

Q	<T>
0	4H
1	8H

For the "Single-precision and double-precision" variant: is an arrangement specifier, encoded in “sz:Q”:

sz	Q	<T>
0	0	2S
0	1	4S
1	0	RESERVED
1	1	2D

<Vn> Is the name of the first SIMD&FP source register, encoded in the "Rn" field.

<Vm> Is the name of the second SIMD&FP source register, encoded in the "Rm" field.

Operation

```
CheckFPAdvSIMDEnabled64();
constant bits(datasize) operand1 = V[n, datasize];
constant bits(datasize) operand2 = V[m, datasize];
constant bits(datasize) operand3 = V[d, datasize];
bits(datasize) result;
bits(esize) element1;
bits(esize) element2;

for e = 0 to elements-1
    element1 = FPNeg(Elem[operand1, e, esize], FPCR);
    element2 = Elem[operand2, e, esize];
    Elem[result, e, esize] = FPMulAdd(Elem[operand3, e, esize], element1, element2, FPCR);

V[d, datasize] = result;
```


FMLSL, FMLSL2 (by element)

Floating-point fused multiply-subtract long from accumulator (by element)

This instruction multiplies the negated half-precision vector elements in the first source SIMD&FP register by the specified half-precision value in the second source SIMD&FP register, and accumulates the intermediate product without rounding to the corresponding single-precision vector element of the destination SIMD&FP register.

This instruction can generate a floating-point exception. Depending on the settings in FPCR, the exception results in either a flag being set in FPSR or a synchronous exception being generated. For more information, see *Floating-point exceptions and exception traps*.

Depending on the settings in the CPACR_EL1, CPTR_EL2, and CPTR_EL3 registers, and the current Security state and Exception level, an attempt to execute the instruction might be trapped.

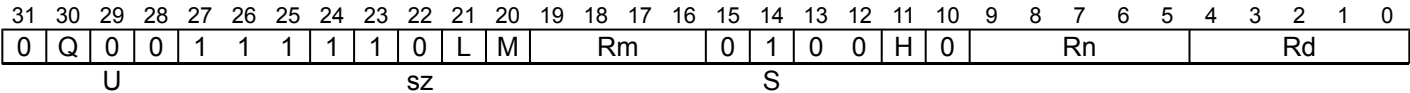
In Armv8.2 and Armv8.3, this is an OPTIONAL instruction. From Armv8.4, it is mandatory for all implementations to support it.

Note

ID_AA64ISAR0_EL1.FHM indicates whether this instruction is supported.

It has encodings from 2 classes: [FMLSL](#) and [FMLSL2](#)

FMLSL (FEAT_FHM)



Encoding

FMLSL <Vd>.<Ta>, <Vn>.<Tb>, <Vm>.H[<index>]

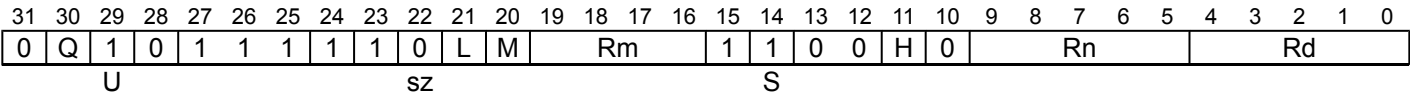
Decode for this encoding

```
if !IsFeatureImplemented(FEAT_FHM) then EndOfDecode(Decode_UNDEF);
if sz == '1' then EndOfDecode(Decode_UNDEF);
constant integer d = UInt(Rd);
constant integer n = UInt(Rn);
constant integer m = UInt('0':Rm); // Vm can only be in bottom 16 registers.
constant integer index = UInt(H:L:M);

constant integer esize = 32;
constant integer datasize = 64 << UInt(Q);
constant integer elements = datasize DIV esize;

constant integer part = 0;
```

FMLSL2 (FEAT_FHM)



Encoding

```
FMLSL2 <Vd>.<Ta>, <Vn>.<Tb>, <Vm>.[<index>]
```

Decode for this encoding

```
if !IsFeatureImplemented(FEAT_FHM) then EndOfDecode(Decode_UNDEF);
if sz == '1' then EndOfDecode(Decode_UNDEF);
constant integer d = UInt(Rd);
constant integer n = UInt(Rn);
constant integer m = UInt('0':Rm); // Vm can only be in bottom 16 registers.
constant integer index = UInt(H:L:M);

constant integer esize = 32;
constant integer datasize = 64 << UInt(Q);
constant integer elements = datasize DIV esize;

constant integer part = 1;
```

Assembler Symbols

<Vd> Is the name of the SIMD&FP destination register, encoded in the "Rd" field.

<Ta> Is an arrangement specifier, encoded in “Q”:

Q	<Ta>
0	2S
1	4S

<Vn> Is the name of the first SIMD&FP source register, encoded in the "Rn" field.

<Tb> Is an arrangement specifier, encoded in “Q”:

Q	<Tb>
0	2H
1	4H

<Vm> Is the name of the second SIMD&FP source register, encoded in the "Rm" field.

<index> Is the element index, encoded in the "H:L:M" fields.

Operation

```
CheckFPAdvSIMDEnabled64();
constant bits(datasize DIV 2) operand1 = Vpart[n, part, datasize DIV 2];
constant bits(128) operand2 = V[m, 128];
constant bits(datasize) operand3 = V[d, datasize];
bits(datasize) result;
bits(esize DIV 2) element1;
constant bits(esize DIV 2) element2 = Elem[operand2, index, esize DIV 2];

for e = 0 to elements-1
    element1 = FPNeg(Elem[operand1, e, esize DIV 2], FPCR);
    Elem[result, e, esize] = FPMulAddH(Elem[operand3, e, esize], element1, element2, FPCR);
V[d, datasize] = result;
```

FMLSL, FMLSL2 (vector)

Floating-point fused multiply-subtract long from accumulator (vector)

This instruction negates the half-precision values in the vector of one SIMD&FP register, multiplies these with the corresponding half-precision values in another vector, and accumulates the intermediate product without rounding to the corresponding single-precision vector element of the destination SIMD&FP register.

This instruction can generate a floating-point exception. Depending on the settings in FPCR, the exception results in either a flag being set in FPSR or a synchronous exception being generated. For more information, see *Floating-point exceptions and exception traps*.

Depending on the settings in the CPACR_EL1, CPTR_EL2, and CPTR_EL3 registers, and the current Security state and Exception level, an attempt to execute the instruction might be trapped.

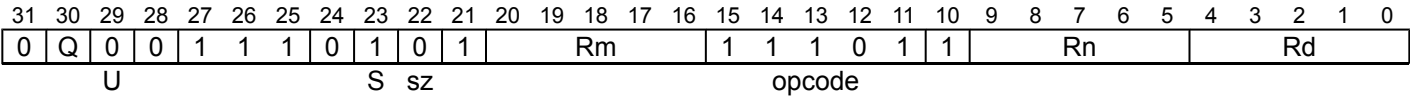
In Armv8.2 and Armv8.3, this is an OPTIONAL instruction. From Armv8.4, it is mandatory for all implementations to support it.

Note

ID_AA64ISAR0_EL1.FHM indicates whether this instruction is supported.

It has encodings from 2 classes: [FMLSL](#) and [FMLSL2](#)

FMLSL
(FEAT_FHM)



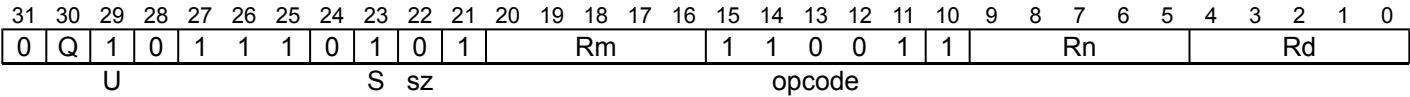
Encoding

FMLSL <Vd>.<Ta>, <Vn>.<Tb>, <Vm>.<Tb>

Decode for this encoding

```
if !IsFeatureImplemented(FEAT_FHM) then EndOfDecode(Decode_UNDEF);
if sz == '1' then EndOfDecode(Decode_UNDEF);
constant integer d = UInt(Rd);
constant integer n = UInt(Rn);
constant integer m = UInt(Rm);
constant integer esize = 32;
constant integer datasize = 64 << UInt(Q);
constant integer elements = datasize DIV esize;
constant integer part = 0;
```

FMLSL2
(FEAT_FHM)



Encoding

```
FMLSIL2 <Vd>.<Ta>, <Vn>.<Tb>, <Vm>.<Tb>
```

Decode for this encoding

```
if !IsFeatureImplemented(FEAT_FHM) then EndOfDecode(Decode_UNDEF);
if sz == '1' then EndOfDecode(Decode_UNDEF);
constant integer d = UInt(Rd);
constant integer n = UInt(Rn);
constant integer m = UInt(Rm);
constant integer esize = 32;
constant integer datasize = 64 << UInt(Q);
constant integer elements = datasize DIV esize;
constant integer part = 1;
```

Assembler Symbols

<Vd> Is the name of the SIMD&FP destination register, encoded in the "Rd" field.

<Ta> Is an arrangement specifier, encoded in “Q”:

Q	<Ta>
0	2S
1	4S

<Vn> Is the name of the first SIMD&FP source register, encoded in the "Rn" field.

<Tb> Is an arrangement specifier, encoded in “Q”:

Q	<Tb>
0	2H
1	4H

<Vm> Is the name of the second SIMD&FP source register, encoded in the "Rm" field.

Operation

```
CheckFPAdvSIMDEnabled64();
constant bits(datasize DIV 2) operand1 = Vpart[n, part, datasize DIV 2];
constant bits(datasize DIV 2) operand2 = Vpart[m, part, datasize DIV 2];
constant bits(datasize) operand3 = V[d, datasize];
bits(datasize) result;
bits(esize DIV 2) element1;
bits(esize DIV 2) element2;

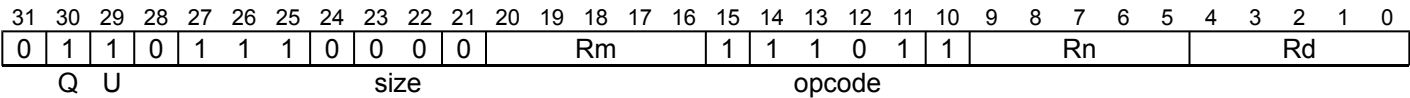
for e = 0 to elements-1
    element1 = FPNeg(Elem[operand1, e, esize DIV 2], FPCR);
    element2 = Elem[operand2, e, esize DIV 2];
    Elem[result, e, esize] = FPMulAddH(Elem[operand3, e, esize], element1, element2, FPCR);
V[d, datasize] = result;
```

FMMLA (widening, 8-bit floating-point to half-precision)

8-bit floating-point matrix multiply-accumulate to half-precision

This instruction performs the fused sum-of-products within each four adjacent 8-bit elements while multiplying the 2×4 matrix of 8-bit floating-point values held in each 64-bit segment of the first source vector by the 4×2 matrix of 8-bit floating-point values in the corresponding segment of the second source vector. The half-precision sum-of-products are scaled by $2^{-\text{UInt}(\text{FPMR.LSCALE}[3:0])}$, before being destructively added without intermediate rounding to the 2x2 half-precision matrix in the destination vector. This is equivalent to accumulating 4-way dot product per destination element. The 8-bit floating-point encoding format for the elements of the first source vector is selected by FPMR.F8S1. The 8-bit floating-point encoding format for the elements of the second source vector is selected by FPMR.F8S2.

Advanced SIMD
(FEAT_F8F16MM)



Encoding

FMMLA <Vd>.8H, <Vn>.16B, <Vm>.16B

Decode for this encoding

```
if !IsFeatureImplemented(FEAT_F8F16MM) then EndOfDecode(Decode_UNDEF);
constant integer n = UInt(Rn);
constant integer m = UInt(Rm);
constant integer d = UInt(Rd);
```

Assembler Symbols

- <Vd> Is the name of the SIMD&FP third source and destination register, encoded in the "Rd" field.
- <Vn> Is the name of the first SIMD&FP source register, encoded in the "Rn" field.
- <Vm> Is the name of the second SIMD&FP source register, encoded in the "Rm" field.

Operation

```
CheckFPMREnabled();
CheckFPAdvSIMDEnabled64();
constant bits(128) operand1 = V[n, 128];
constant bits(128) operand2 = V[m, 128];
constant bits(128) operand3 = V[d, 128];

bits(128) result;
bits(64) op1, op2, acc;

for s = 0 to 1
    op1 = Elem[operand1, s, 64];
    op2 = Elem[operand2, s, 64];
    acc = Elem[operand3, s, 64];
    Elem[result, s, 64] = FP8MatMulAddFP(acc, op1, op2, 4, FPCR, FPMR);
V[d, 128] = result;
```

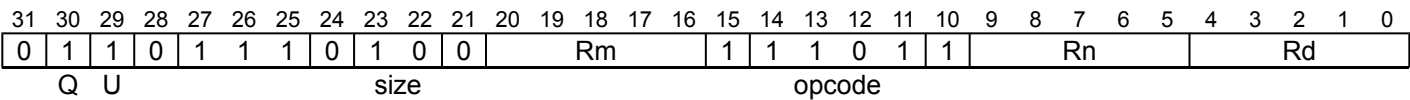
FMMLA (widening, 8-bit floating-point to single-precision)

8-bit floating-point matrix multiply-accumulate to single-precision

This instruction performs the fused sum-of-products within each eight adjacent 8-bit elements while multiplying the 2×8 matrix of 8-bit floating-point values in the first source vector by the 8×2 matrix of 8-bit floating-point values in the second source vector. The single-precision sum-of-products are scaled by $2^{-\text{UInt}(\text{FPMR.LSCALE})}$, before being destructively added without intermediate rounding to the 2x2 single-precision matrix in the destination vector. This is equivalent to accumulating 8-way dot product per destination element.

The 8-bit floating-point encoding format for the elements of the first source vector is selected by FPMR.F8S1. The 8-bit floating-point encoding format for the elements of the second source vector is selected by FPMR.F8S2.

Advanced SIMD (FEAT_F8F32MM)



Encoding

FMMLA <Vd>.4S, <Vn>.16B, <Vm>.16B

Decode for this encoding

```
if !IsFeatureImplemented(FEAT_F8F32MM) then EndOfDecode(Decode_UNDEF);
constant integer n = UInt(Rn);
constant integer m = UInt(Rm);
constant integer d = UInt(Rd);
```

Assembler Symbols

- <Vd> Is the name of the SIMD&FP third source and destination register, encoded in the "Rd" field.
- <Vn> Is the name of the first SIMD&FP source register, encoded in the "Rn" field.
- <Vm> Is the name of the second SIMD&FP source register, encoded in the "Rm" field.

Operation

```
CheckFPMREnabled();
CheckFPAdvSIMDEnabled64();
constant bits(128) op1 = V[n, 128];
constant bits(128) op2 = V[m, 128];
constant bits(128) acc = V[d, 128];

V[d, 128] = FP8MatMulAddFP(acc, op1, op2, 8, FPCR, FPMR);
```

FMOV (general)

Floating-point move to or from general-purpose register without conversion

This instruction transfers the contents of a SIMD&FP register to a general-purpose register, or the contents of a general-purpose register to a SIMD&FP register.
Depending on the settings in the CPACR_EL1, CPTR_EL2, and CPTR_EL3 registers, and the current Security state and Exception level, an attempt to execute the instruction might be trapped.

31	30	29	28	27	26	25	24	23	22	21	20	19	18	17	16	15	14	13	12	11	10	9	8	7	6	5	4	3	2	1	0	
sf	0	0	1	1	1	1	0	f	t	y	p	e	1	0	x	1	1	x	0	0	0	0	0	0	Rn				Rd			
S								rmode				opcode																				

Encoding for the Half-precision to 32-bit variant (FEAT_FP16)

Applies when (sf == 0 && ftype == 11 && rmode == 00 && opcode == 110)

FMOV <Wd>, <Hn>

Encoding for the Half-precision to 64-bit variant (FEAT_FP16)

Applies when (sf == 1 && ftype == 11 && rmode == 00 && opcode == 110)

FMOV <Xd>, <Hn>

Encoding for the 32-bit to half-precision variant (FEAT_FP16)

Applies when (sf == 0 && ftype == 11 && rmode == 00 && opcode == 111)

FMOV <Hd>, <Wn>

Encoding for the 32-bit to single-precision variant (FEAT_FP)

Applies when (sf == 0 && ftype == 00 && rmode == 00 && opcode == 111)

FMOV <Sd>, <Wn>

Encoding for the Single-precision to 32-bit variant (FEAT_FP)

Applies when (sf == 0 && ftype == 00 && rmode == 00 && opcode == 110)

FMOV <Wd>, <Sn>

Encoding for the 64-bit to half-precision variant (FEAT_FP16)

Applies when (sf == 1 && ftype == 11 && rmode == 00 && opcode == 111)

FMOV <Hd>, <Xn>

Encoding for the 64-bit to double-precision variant (FEAT_FP)

Applies when (sf == 1 && ftype == 01 && rmode == 00 && opcode == 111)

FMOV <Dd>, <Xn>

Encoding for the 64-bit to top half of 128-bit variant (FEAT_FP)

Applies when (sf == 1 && ftype == 10 && rmode == 01 && opcode == 111)

FMOV <Vd>.D[1], <Xn>

Encoding for the Double-precision to 64-bit variant (FEAT_FP)

Applies when (sf == 1 && ftype == 01 && rmode == 00 && opcode == 110)

FMOV <Xd>, <Dn>

Encoding for the Top half of 128-bit to 64-bit variant (FEAT_FP)

Applies when (sf == 1 && ftype == 10 && rmode == 01 && opcode == 110)

```
FMOV <Xd>, <Vn>.D[1]
```

Decode for all variants of this encoding

```
if !IsFeatureImplemented(FEAT_FP) then EndOfDecode(Decode_UNDEF);
if ftype == '10' && opcode<2:1>:rmode != '11 01' then EndOfDecode(Decode_UNDEF);
if ftype == '11' && !IsFeatureImplemented(FEAT_FP16) then EndOfDecode(Decode_UNDEF);

constant integer d = UInt(Rd);
constant integer n = UInt(Rn);

constant integer intsize = 32 << UInt(sf);
constant integer fltsize = if ftype == '10' then 64 else (8 << UInt(ftype EOR '10'));
constant integer part = UInt(rmode<0>);
FPConvOp op;

case opcode<2:1>:rmode of
  when '11 00'          // FMOV
    if fltsize != 16 && fltsize != intsize then EndOfDecode(Decode_UNDEF);
    op = if opcode<0> == '1' then FPConvOp_MOV_ItoF else FPConvOp_MOV_FtoI;
  when '11 01'          // FMOV D[1]
    if intsize != 64 || ftype != '10' then EndOfDecode(Decode_UNDEF);
    op = if opcode<0> == '1' then FPConvOp_MOV_ItoF else FPConvOp_MOV_FtoI;
  otherwise
    Unreachable();
```

Assembler Symbols

<Wd>	Is the 32-bit name of the general-purpose destination register, encoded in the "Rd" field.
<Hn>	Is the 16-bit name of the SIMD&FP source register, encoded in the "Rn" field.
<Xd>	Is the 64-bit name of the general-purpose destination register, encoded in the "Rd" field.
<Hd>	Is the 16-bit name of the SIMD&FP destination register, encoded in the "Rd" field.
<Wn>	Is the 32-bit name of the general-purpose source register, encoded in the "Rn" field.
<Sd>	Is the 32-bit name of the SIMD&FP destination register, encoded in the "Rd" field.
<Sn>	Is the 32-bit name of the SIMD&FP source register, encoded in the "Rn" field.
<Xn>	Is the 64-bit name of the general-purpose source register, encoded in the "Rn" field.
<Dd>	Is the 64-bit name of the SIMD&FP destination register, encoded in the "Rd" field.
<Vd>	Is the name of the SIMD&FP destination register, encoded in the "Rd" field.
<Dn>	Is the 64-bit name of the SIMD&FP source register, encoded in the "Rn" field.
<Vn>	Is the name of the SIMD&FP source register, encoded in the "Rn" field.

Operation

```
CheckFPEnabled64();  
  
bits(fltsize) fltval;  
bits(intsize) intval;  
  
case op of  
  when FPConvOp MOV FtoI  
    fltval = Vpart[n, part, fltsize];  
    X[d, intsize] = ZeroExtend(fltval, intsize);  
  when FPConvOp MOV ItoF  
    intval = X[n, intsize];  
    Vpart[d, part, fltsize] = intval<fltsize-1:0>;  
  otherwise  
    Unreachable();
```

Operational information

If FEAT_SME is implemented and the PE is in Streaming SVE mode, then any subsequent instruction which is dependent on the general-purpose register written by this instruction might be significantly delayed.

Internal version only: aarchmrs v2025-03_rel, pseudocode v2025-03_rel ; Build timestamp: 2025-03-21T17:41

Copyright © 2010-2025 Arm Limited or its affiliates. All rights reserved. This document is Non-Confidential.

FMOV (register)

Floating-point move register without conversion

This instruction copies the floating-point value in the SIMD&FP source register to the SIMD&FP destination register.
Depending on the settings in the CPACR_EL1, CPTR_EL2, and CPTR_EL3 registers, and the current Security state and Exception level, an attempt to execute the instruction might be trapped.

31	30	29	28	27	26	25	24	23	22	21	20	19	18	17	16	15	14	13	12	11	10	9	8	7	6	5	4	3	2	1	0
0	0	0	1	1	1	1	0	ftype		1	0	0	0	0	0	0	1	0	0	0	0	Rn					Rd				
M			S			opc																									

Encoding for the Half-precision variant (FEAT_FP16)

Applies when (ftype == 11)

FMOV <Hd>, <Hn>

Encoding for the Single-precision variant (FEAT_FP)

Applies when (ftype == 00)

FMOV <Sd>, <Sn>

Encoding for the Double-precision variant (FEAT_FP)

Applies when (ftype == 01)

FMOV <Dd>, <Dn>

Decode for all variants of this encoding

```
if !IsFeatureImplemented(FEAT_FP) then EndOfDecode(Decode_UNDEF);
if ftype == '10' then EndOfDecode(Decode_UNDEF);
if ftype == '11' && !IsFeatureImplemented(FEAT_FP16) then EndOfDecode(Decode_UNDEF);

constant integer d = UInt(Rd);
constant integer n = UInt(Rn);

constant integer esize = 8 << UInt(ftype EOR '10');
```

Assembler Symbols

- <Hd> Is the 16-bit name of the SIMD&FP destination register, encoded in the "Rd" field.
- <Hn> Is the 16-bit name of the SIMD&FP source register, encoded in the "Rn" field.
- <Sd> Is the 32-bit name of the SIMD&FP destination register, encoded in the "Rd" field.
- <Sn> Is the 32-bit name of the SIMD&FP source register, encoded in the "Rn" field.
- <Dd> Is the 64-bit name of the SIMD&FP destination register, encoded in the "Rd" field.
- <Dn> Is the 64-bit name of the SIMD&FP source register, encoded in the "Rn" field.

Operation

```
CheckFPEnabled64();  
  
constant bits(esize) operand = V[n, esize];  
bits(128) result = Zeros(128);  
  
Elem[result, 0, esize] = operand;  
  
V[d, 128] = result;
```

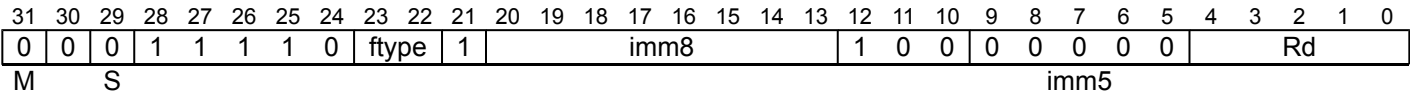
Internal version only: aarchmrs v2025-03_rel, pseudocode v2025-03_rel ; Build timestamp: 2025-03-21T17:41

Copyright © 2010-2025 Arm Limited or its affiliates. All rights reserved. This document is Non-Confidential.

FMOV (scalar, immediate)

Floating-point move immediate (scalar)

This instruction copies a floating-point immediate constant into the SIMD&FP destination register.
Depending on the settings in the CPACR_EL1, CPTR_EL2, and CPTR_EL3 registers, and the current Security state and Exception level, an attempt to execute the instruction might be trapped.



Encoding for the Half-precision variant (FEAT_FP16)

Applies when (ftype == 11)

```
FMOV <Hd>, #<imm>
```

Encoding for the Single-precision variant (FEAT_FP)

Applies when (ftype == 00)

```
FMOV <Sd>, #<imm>
```

Encoding for the Double-precision variant (FEAT_FP)

Applies when (ftype == 01)

```
FMOV <Dd>, #<imm>
```

Decode for all variants of this encoding

```
if !IsFeatureImplemented(FEAT_FP) then EndOfDecode(Decode_UNDEF);
if ftype == '10' then EndOfDecode(Decode_UNDEF);
if ftype == '11' && !IsFeatureImplemented(FEAT_FP16) then EndOfDecode(Decode_UNDEF);

constant integer d = UInt(Rd);

constant integer datasize = 8 << UInt(ftype EOR '10');
constant bits(datasize) imm = VFPEExpandImm(imm8, datasize);
```

Assembler Symbols

- <Hd> Is the 16-bit name of the SIMD&FP destination register, encoded in the "Rd" field.
- <imm> Is a signed floating-point constant with 3-bit exponent and normalized 4 bits of precision, encoded in the "imm8" field. For details of the range of constants available and the encoding of <imm>, see *Modified immediate constants in A64 floating-point instructions*.
- <Sd> Is the 32-bit name of the SIMD&FP destination register, encoded in the "Rd" field.
- <Dd> Is the 64-bit name of the SIMD&FP destination register, encoded in the "Rd" field.

Operation

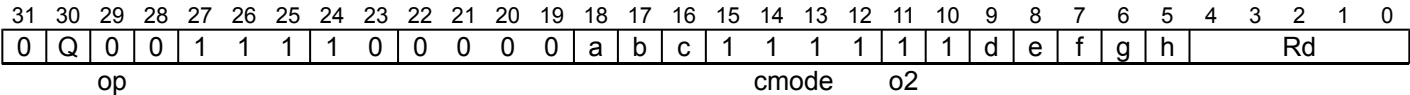
```
CheckFPEnabled64();
V[d, datasize] = imm;
```


FMOV (vector, immediate)

Floating-point move immediate (vector)

This instruction copies an immediate floating-point constant into every element of the SIMD&FP destination register.
Depending on the settings in the CPACR_EL1, CPTR_EL2, and CPTR_EL3 registers, and the current Security state and Exception level, an attempt to execute the instruction might be trapped.
It has encodings from 2 classes: [Half-precision](#) and [Single-precision and double-precision](#)

Half-precision (FEAT_AdvSIMD && FEAT_FP16)



Encoding

FMOV <Vd>.<T>, #<imm>

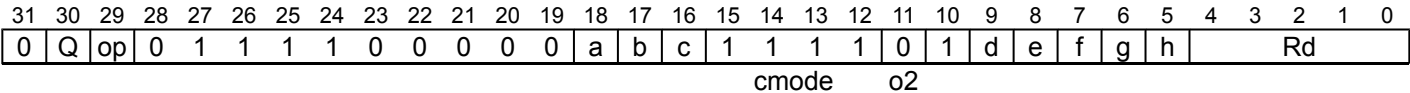
Decode for this encoding

```
if !IsFeatureImplemented(FEAT_AdvSIMD) || !IsFeatureImplemented(FEAT_FP16) then
    EndOfDecode(Decode_UNDEF);

constant integer rd = UInt(Rd);

constant integer datasize = 64 << UInt(Q);
constant bits(8) imm8 = a:b:c:d:e:f:g:h;
constant bits(16) imm16 = imm8<7>:NOT(imm8<6>):Replicate(imm8<6>, 2):imm8<5:0>:Zeros(6);
constant bits(datasize) imm = Replicate(imm16, datasize DIV 16);
```

Single-precision and double-precision (FEAT_AdvSIMD)



Encoding for the Single-precision variant

Applies when (op == 0)

```
FMOV <Vd>.<T>, #<imm>
```

Encoding for the Double-precision variant

Applies when (Q == 1 && op == 1)

```
FMOV <Vd>.2D, #<imm>
```

Decode for all variants of this encoding

```
if !IsFeatureImplemented(FEAT_AdvSIMD) then EndOfDecode(Decode_UNDEF);
if cmode:op == '11111' then
    // FMOV Dn,#imm is in main FP instruction set
    if Q == '0' then EndOfDecode(Decode_UNDEF);

constant integer rd = UInt(Rd);
constant integer datasize = 64 << UInt(Q);
constant bits(64) imm64 = AdvSIMDExpandImm(op, cmode, a:b:c:d:e:f:g:h);
constant bits(datasize) imm = Replicate(imm64, datasize DIV 64);
```

Assembler Symbols

<Vd> Is the name of the SIMD&FP destination register, encoded in the "Rd" field.

<T> For the "Half-precision" variant: is an arrangement specifier, encoded in “Q”:

Q	<T>
0	4H
1	8H

For the "Single-precision" variant: is an arrangement specifier, encoded in “Q”:

Q	<T>
0	2S
1	4S

<imm> Is a signed floating-point constant with 3-bit exponent and normalized 4 bits of precision, encoded in "a:b:c:d:e:f:g:h". For details of the range of constants available and the encoding of <imm>, see *Modified immediate constants in A64 floating-point instructions*.

Operation

```
CheckFPAdvSIMDEnabled64();
V[rd, datasize] = imm;
```

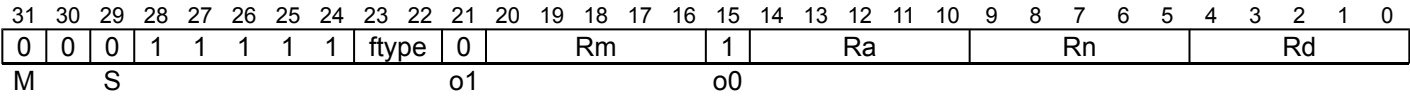

FMSUB

Floating-point fused multiply-subtract (scalar)

This instruction multiplies the values of the first two SIMD&FP source registers, negates the product, adds that to the value of the third SIMD&FP source register, and writes the result to the SIMD&FP destination register.

This instruction can generate a floating-point exception. Depending on the settings in FPCR, the exception results in either a flag being set in FPSR or a synchronous exception being generated. For more information, see [Floating-point exceptions and exception traps](#).

Depending on the settings in the CPACR_EL1, CPTR_EL2, and CPTR_EL3 registers, and the current Security state and Exception level, an attempt to execute the instruction might be trapped.



Encoding for the Half-precision variant (FEAT_FP16)

Applies when (ftype == 11)

```
FMSUB <Hd>, <Hn>, <Hm>, <Ha>
```

Encoding for the Single-precision variant (FEAT_FP)

Applies when (ftype == 00)

```
FMSUB <Sd>, <Sn>, <Sm>, <Sa>
```

Encoding for the Double-precision variant (FEAT_FP)

Applies when (ftype == 01)

```
FMSUB <Dd>, <Dn>, <Dm>, <Da>
```

Decode for all variants of this encoding

```
if !IsFeatureImplemented(FEAT_FP) then EndOfDecode(Decode_UNDEF);
if ftype == '10' then EndOfDecode(Decode_UNDEF);
if ftype == '11' && !IsFeatureImplemented(FEAT_FP16) then EndOfDecode(Decode_UNDEF);

constant integer d = UInt(Rd);
constant integer n = UInt(Rn);
constant integer m = UInt(Rm);
constant integer a = UInt(Ra);

constant integer esize = 8 << UInt(ftype EOR '10');
```

Assembler Symbols

- <Hd> Is the 16-bit name of the SIMD&FP destination register, encoded in the "Rd" field.
- <Hn> Is the 16-bit name of the first SIMD&FP source register holding the multiplicand, encoded in the "Rn" field.
- <Hm> Is the 16-bit name of the second SIMD&FP source register holding the multiplier, encoded in the "Rm" field.
- <Ha> Is the 16-bit name of the third SIMD&FP source register holding the minuend, encoded in the "Ra" field.
- <Sd> Is the 32-bit name of the SIMD&FP destination register, encoded in the "Rd" field.
- <Sn> Is the 32-bit name of the first SIMD&FP source register holding the multiplicand, encoded in the "Rn" field.
- <Sm> Is the 32-bit name of the second SIMD&FP source register holding the multiplier, encoded in the "Rm" field.

<Sa>	Is the 32-bit name of the third SIMD&FP source register holding the minuend, encoded in the "Ra" field.
<Dd>	Is the 64-bit name of the SIMD&FP destination register, encoded in the "Rd" field.
<Dn>	Is the 64-bit name of the first SIMD&FP source register holding the multiplicand, encoded in the "Rn" field.
<Dm>	Is the 64-bit name of the second SIMD&FP source register holding the multiplier, encoded in the "Rm" field.
<Da>	Is the 64-bit name of the third SIMD&FP source register holding the minuend, encoded in the "Ra" field.

Operation

```

CheckFPEEnabled64() ;

constant bits(esize) addend    = V[a, esize];
constant bits(esize) operand1 = FPNeg(V[n, esize], FPCR);
constant bits(esize) operand2 = V[m, esize];

bits(128) result = if IsMerging(FPCR) then V[a, 128] else Zeros(128);

Elem[result, 0, esize] = FPMulAdd(addend, operand1, operand2, FPCR);
V[d, 128] = result;

```

Internal version only: aarchmrs v2025-03_rel, pseudocode v2025-03_rel ; Build timestamp: 2025-03-21T17:41

Copyright © 2010-2025 Arm Limited or its affiliates. All rights reserved. This document is Non-Confidential.

FMUL (by element)

Floating-point multiply (by element)

This instruction multiplies the vector elements in the first source SIMD&FP register by the specified value in the second source SIMD&FP register, places the results in a vector, and writes the vector to the destination SIMD&FP register. All the values in this instruction are floating-point values. This instruction can generate a floating-point exception. Depending on the settings in FPCR, the exception results in either a flag being set in FPSR or a synchronous exception being generated. For more information, see *Floating-point exceptions and exception traps*. Depending on the settings in the CPACR_EL1, CPTR_EL2, and CPTR_EL3 registers, and the current Security state and Exception level, an attempt to execute the instruction might be trapped. It has encodings from 4 classes: [Scalar, half-precision](#), [Scalar, single-precision and double-precision](#), [Vector, half-precision](#) and [Vector, single-precision and double-precision](#)

Scalar, half-precision (FEAT_AdvSIMD && FEAT_FP16)

31	30	29	28	27	26	25	24	23	22	21	20	19	18	17	16	15	14	13	12	11	10	9	8	7	6	5	4	3	2	1	0
0	1	0	1	1	1	1	1	0	0	L	M	Rm				1	0	0	1	H	0	Rn				Rd					
U				size								opcode																			

Encoding

FMUL <Hd>, <Hn>, <Vm>.*H*[<index>]

Decode for this encoding

```
if !IsFeatureImplemented(FEAT_AdvSIMD) || !IsFeatureImplemented(FEAT_FP16) then
    EndOfDecode(Decode_UNDEF);

constant integer idxdsize = 64 << UInt(H);
constant integer d = UInt(Rd);
constant integer n = UInt(Rn);
constant integer m = UInt(Rm);
constant integer index = UInt(H:L:M);

constant integer esize = 16;
constant integer datasize = esize;

constant integer elements = 1;
```

Scalar, single-precision and double-precision (FEAT_AdvSIMD)

31	30	29	28	27	26	25	24	23	22	21	20	19	18	17	16	15	14	13	12	11	10	9	8	7	6	5	4	3	2	1	0
0	1	0	1	1	1	1	1	1	sz	L	M	Rm				1	0	0	1	H	0	Rn				Rd					
U										opcode																					

Encoding

FMUL <V><d>, <V><n>, <Vm>.<Ts>[<index>]

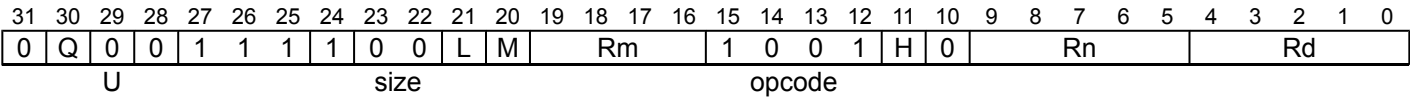
Decode for this encoding

```
if !IsFeatureImplemented(FEAT_AdvSIMD) then EndOfDecode(Decode_UNDEF);
constant integer idxdsize = 64 << UInt(H);
integer index;
constant bit Rmhi = M;
case sz:L of
  when '0x' index = UInt(H:L);
  when '10' index = UInt(H);
  when '11' EndOfDecode(Decode_UNDEF);

constant integer d = UInt(Rd);
constant integer n = UInt(Rn);
constant integer m = UInt(Rmhi:Rm);

constant integer esize = 32 << UInt(sz);
constant integer datasize = esize;
constant integer elements = 1;
```

Vector, half-precision
(FEAT_AdvSIMD && FEAT_FP16)



Encoding

FMUL <Vd>.<T>, <Vn>.<T>, <Vm>.H[<index>]

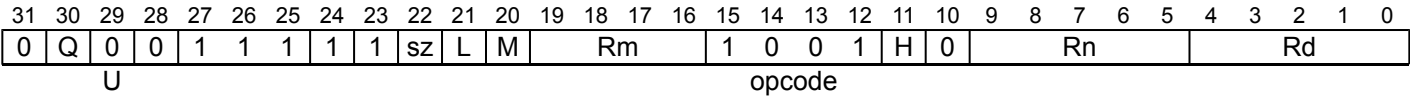
Decode for this encoding

```
if !IsFeatureImplemented(FEAT_AdvSIMD) || !IsFeatureImplemented(FEAT_FP16) then
  EndOfDecode(Decode_UNDEF);

constant integer idxdsize = 64 << UInt(H);
constant integer d = UInt(Rd);
constant integer n = UInt(Rn);
constant integer m = UInt(Rm);
constant integer index = UInt(H:L:M);

constant integer esize = 16;
constant integer datasize = 64 << UInt(Q);
constant integer elements = datasize DIV esize;
```

Vector, single-precision and double-precision
(FEAT_AdvSIMD)



Encoding

```
FMUL <Vd>.<T>, <Vn>.<T>, <Vm>.<Ts>[<index>]
```

Decode for this encoding

```
if !IsFeatureImplemented(FEAT_AdvSIMD) then EndOfDecode(Decode_UNDEF);
constant integer idxdsize = 64 << UInt(H);
integer index;
constant bit Rmhi = M;
case sz:L of
  when '0x' index = UInt(H:L);
  when '10' index = UInt(H);
  when '11' EndOfDecode(Decode_UNDEF);

constant integer d = UInt(Rd);
constant integer n = UInt(Rn);
constant integer m = UInt(Rmhi:Rm);

if sz:Q == '10' then EndOfDecode(Decode_UNDEF);
constant integer esize = 32 << UInt(sz);
constant integer datasize = 64 << UInt(Q);
constant integer elements = datasize DIV esize;
```

Assembler Symbols

- <Hd> Is the 16-bit name of the SIMD&FP destination register, encoded in the "Rd" field.
- <Hn> Is the 16-bit name of the first SIMD&FP source register, encoded in the "Rn" field.
- <Vm> For the "Scalar, half-precision" and "Vector, half-precision" variants: is the name of the second SIMD&FP source register, in the range V0 to V15, encoded in the "Rm" field.

For the "Scalar, single-precision and double-precision" and "Vector, single-precision and double-precision" variants: is the name of the second SIMD&FP source register, encoded in the "M:Rm" fields.
- <index> For the "Scalar, half-precision" and "Vector, half-precision" variants: is the element index, in the range 0 to 7, encoded in the "H:L:M" fields.

For the "Scalar, single-precision and double-precision" and "Vector, single-precision and double-precision" variants: is the element index, encoded in “sz:L:H”:

sz	L	<index>
0	x	UInt(H:L)
1	0	UInt(H)
1	1	RESERVED

- <V> Is a width specifier, encoded in “sz”:

sz	<V>
0	S
1	D

- <d> Is the number of the SIMD&FP destination register, encoded in the "Rd" field.
- <n> Is the number of the first SIMD&FP source register, encoded in the "Rn" field.
- <Ts> Is an element size specifier, encoded in “sz”:

sz	<Ts>
0	S
1	D

- <Vd> Is the name of the SIMD&FP destination register, encoded in the "Rd" field.
- <T> For the "Vector, half-precision" variant: is an arrangement specifier, encoded in “Q”:

Q	<T>
0	4H
1	8H

For the "Vector, single-precision and double-precision" variant: is an arrangement specifier, encoded in "Q:sz":

Q	sz	<T>
0	0	2S
0	1	RESERVED
1	0	4S
1	1	2D

<Vn> Is the name of the first SIMD&FP source register, encoded in the "Rn" field.

Operation

```

CheckFPAdvSIMDEnabled64();
constant bits(datasize) operand1 = V[n, datasize];
constant bits(idxsize) operand2 = V[m, idxsize];
bits(esize) element1;
constant bits(esize) element2 = Elem[operand2, index, esize];

constant boolean merge = elements == 1 && IsMerging(FPCR);
bits(128) result = if merge then V[n, 128] else Zeros(128);

for e = 0 to elements-1
    element1 = Elem[operand1, e, esize];
    Elem[result, e, esize] = FPMul(element1, element2, FPCR);

V[d, 128] = result;

```

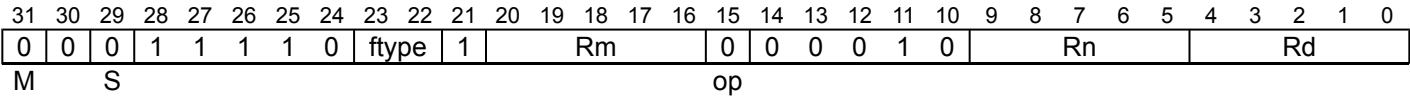
Internal version only: aarchmrs v2025-03_rel, pseudocode v2025-03_rel ; Build timestamp: 2025-03-21T17:41

Copyright © 2010-2025 Arm Limited or its affiliates. All rights reserved. This document is Non-Confidential.

FMUL (scalar)

Floating-point multiply (scalar)

This instruction multiplies the floating-point values of the two source SIMD&FP registers, and writes the result to the destination SIMD&FP register. This instruction can generate a floating-point exception. Depending on the settings in FPCR, the exception results in either a flag being set in FPSR or a synchronous exception being generated. For more information, see *Floating-point exceptions and exception traps*. Depending on the settings in the CPACR_EL1, CPTR_EL2, and CPTR_EL3 registers, and the current Security state and Exception level, an attempt to execute the instruction might be trapped.



Encoding for the Half-precision variant (FEAT_FP16)

Applies when (ftype == 11)

FMUL <Hd>, <Hn>, <Hm>

Encoding for the Single-precision variant (FEAT_FP)

Applies when (ftype == 00)

FMUL <Sd>, <Sn>, <Sm>

Encoding for the Double-precision variant (FEAT_FP)

Applies when (ftype == 01)

FMUL <Dd>, <Dn>, <Dm>

Decode for all variants of this encoding

```
if !IsFeatureImplemented(FEAT_FP) then EndOfDecode(Decode_UNDEF);
if ftype == '10' then EndOfDecode(Decode_UNDEF);
if ftype == '11' && !IsFeatureImplemented(FEAT_FP16) then EndOfDecode(Decode_UNDEF);

constant integer d = UInt(Rd);
constant integer n = UInt(Rn);
constant integer m = UInt(Rm);

constant integer esize = 8 << UInt(ftype EOR '10');
```

Assembler Symbols

<Hd>	Is the 16-bit name of the SIMD&FP destination register, encoded in the "Rd" field.
<Hn>	Is the 16-bit name of the first SIMD&FP source register, encoded in the "Rn" field.
<Hm>	Is the 16-bit name of the second SIMD&FP source register, encoded in the "Rm" field.
<Sd>	Is the 32-bit name of the SIMD&FP destination register, encoded in the "Rd" field.
<Sn>	Is the 32-bit name of the first SIMD&FP source register, encoded in the "Rn" field.
<Sm>	Is the 32-bit name of the second SIMD&FP source register, encoded in the "Rm" field.
<Dd>	Is the 64-bit name of the SIMD&FP destination register, encoded in the "Rd" field.
<Dn>	Is the 64-bit name of the first SIMD&FP source register, encoded in the "Rn" field.
<Dm>	Is the 64-bit name of the second SIMD&FP source register, encoded in the "Rm" field.

Operation

```
CheckFPEEnabled64();  
constant bits(esize) operand1 = V[n, esize];  
constant bits(esize) operand2 = V[m, esize];  
  
bits(128) result = if IsMerging(FPCR) then V[n, 128] else Zeros(128);  
  
Elem[result, 0, esize] = FPMul(operand1, operand2, FPCR);  
  
V[d, 128] = result;
```

Internal version only: aarchmrs v2025-03_rel, pseudocode v2025-03_rel ; Build timestamp: 2025-03-21T17:41

Copyright © 2010-2025 Arm Limited or its affiliates. All rights reserved. This document is Non-Confidential.

FMUL (vector)

Floating-point multiply (vector)

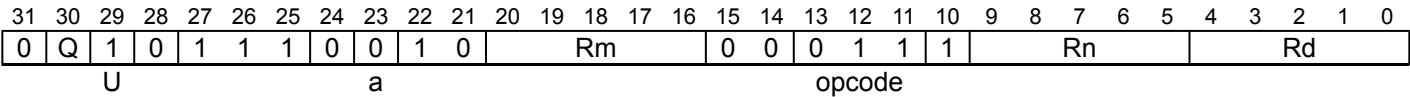
This instruction multiplies corresponding floating-point values in the vectors in the two source SIMD&FP registers, places the result in a vector, and writes the vector to the destination SIMD&FP register.

This instruction can generate a floating-point exception. Depending on the settings in FPCR, the exception results in either a flag being set in FPSR or a synchronous exception being generated. For more information, see [Floating-point exceptions and exception traps](#).

Depending on the settings in the CPACR_EL1, CPTR_EL2, and CPTR_EL3 registers, and the current Security state and Exception level, an attempt to execute the instruction might be trapped.

It has encodings from 2 classes: [Half-precision](#) and [Single-precision and double-precision](#)

Half-precision (FEAT_AdvSIMD && FEAT_FP16)



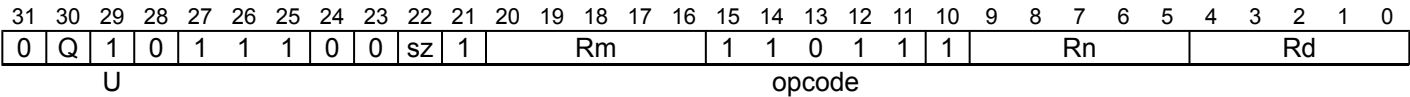
Encoding

FMUL <Vd>.<T>, <Vn>.<T>, <Vm>.<T>

Decode for this encoding

```
if !IsFeatureImplemented(FEAT_AdvSIMD) || !IsFeatureImplemented(FEAT_FP16) then
    EndOfDecode(Decode_UNDEF);
constant integer d = UInt(Rd);
constant integer n = UInt(Rn);
constant integer m = UInt(Rm);
constant integer esize = 16;
constant integer datasize = 64 << UInt(Q);
constant integer elements = datasize DIV esize;
```

Single-precision and double-precision (FEAT_AdvSIMD)



Encoding

FMUL <Vd>.<T>, <Vn>.<T>, <Vm>.<T>

Decode for this encoding

```
if !IsFeatureImplemented(FEAT_AdvSIMD) then EndOfDecode(Decode_UNDEF);
constant integer d = UInt(Rd);
constant integer n = UInt(Rn);
constant integer m = UInt(Rm);
if sz:Q == '10' then EndOfDecode(Decode_UNDEF);
constant integer esize = 32 << UInt(sz);
constant integer datasize = 64 << UInt(Q);
constant integer elements = datasize DIV esize;
```

Assembler Symbols

<Vd> Is the name of the SIMD&FP destination register, encoded in the "Rd" field.

<T> For the "Half-precision" variant: is an arrangement specifier, encoded in “Q”:

Q	<T>
0	4H
1	8H

For the "Single-precision and double-precision" variant: is an arrangement specifier, encoded in “sz:Q”:

sz	Q	<T>
0	0	2S
0	1	4S
1	0	RESERVED
1	1	2D

<Vn> Is the name of the first SIMD&FP source register, encoded in the "Rn" field.

<Vm> Is the name of the second SIMD&FP source register, encoded in the "Rm" field.

Operation

```
CheckFPAdvSIMDEnabled64();
constant bits(datasize) operand1 = V[n, datasize];
constant bits(datasize) operand2 = V[m, datasize];
bits(datasize) result;
bits(esize) element1;
bits(esize) element2;

for e = 0 to elements-1
    element1 = Elem[operand1, e, esize];
    element2 = Elem[operand2, e, esize];
    Elem[result, e, esize] = FPMul(element1, element2, FPCR);

V[d, datasize] = result;
```

FMULX

Floating-point multiply extended

This instruction multiplies corresponding floating-point values in the vectors of the two source SIMD&FP registers, places the resulting floating-point values in a vector, and writes the vector to the destination SIMD&FP register.
If one value is zero and the other value is infinite, the result is 2.0. In this case, the result is negative if only one of the values is negative, otherwise the result is positive.

This instruction can generate a floating-point exception. Depending on the settings in FPCR, the exception results in either a flag being set in FPSR or a synchronous exception being generated. For more information, see [Floating-point exceptions and exception traps](#).
Depending on the settings in the CPACR_EL1, CPTR_EL2, and CPTR_EL3 registers, and the current Security state and Exception level, an attempt to execute the instruction might be trapped.
It has encodings from 4 classes: [Scalar half-precision](#) , [Scalar single-precision and double-precision](#) , [Vector half-precision](#) and [Vector single-precision and double-precision](#)

Scalar half-precision (FEAT_AdvSIMD && FEAT_FP16)

31	30	29	28	27	26	25	24	23	22	21	20	19	18	17	16	15	14	13	12	11	10	9	8	7	6	5	4	3	2	1	0
0	1	0	1	1	1	1	0	0	1	0	Rm				0	0	0	1	1	1	Rn				Rd						
U				a				opcode																							

Encoding

FMULX <Hd>, <Hn>, <Hm>

Decode for this encoding

```
if !IsFeatureImplemented(FEAT_AdvSIMD) || !IsFeatureImplemented(FEAT_FP16) then
    EndOfDecode(Decode_UNDEF);
constant integer d = UInt(Rd);
constant integer n = UInt(Rn);
constant integer m = UInt(Rm);
constant integer esize = 16;
constant integer datasize = esize;
constant integer elements = 1;
```

Scalar single-precision and double-precision (FEAT_AdvSIMD)

31	30	29	28	27	26	25	24	23	22	21	20	19	18	17	16	15	14	13	12	11	10	9	8	7	6	5	4	3	2	1	0
0	1	0	1	1	1	1	0	0	sz	1	Rm					1	1	0	1	1	1	Rn					Rd				
U											opcode																				

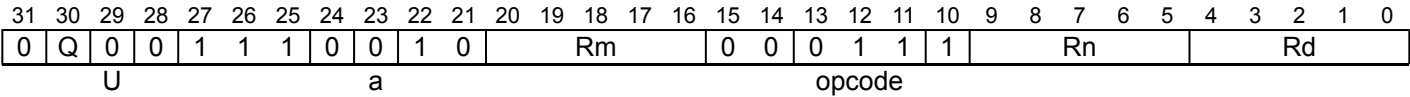
Encoding

FMULX <V><d>, <V><n>, <V><m>

Decode for this encoding

```
if !IsFeatureImplemented(FEAT_AdvSIMD) then EndOfDecode(Decode_UNDEF);
constant integer d = UInt(Rd);
constant integer n = UInt(Rn);
constant integer m = UInt(Rm);
constant integer esize = 32 << UInt(sz);
constant integer datasize = esize;
constant integer elements = 1;
```

Vector half-precision
(FEAT_AdvSIMD && FEAT_FP16)



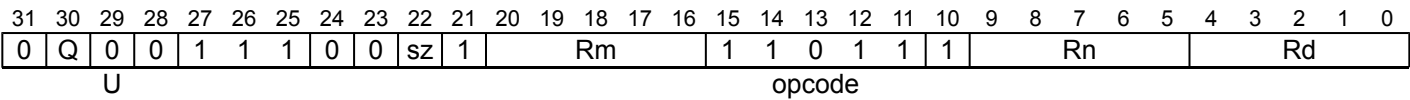
Encoding

```
FMULX <Vd>.<T>, <Vn>.<T>, <Vm>.<T>
```

Decode for this encoding

```
if !IsFeatureImplemented(FEAT_AdvSIMD) || !IsFeatureImplemented(FEAT_FP16) then
    EndOfDecode(Decode_UNDEF);
constant integer d = UInt(Rd);
constant integer n = UInt(Rn);
constant integer m = UInt(Rm);
constant integer esize = 16;
constant integer datasize = 64 << UInt(Q);
constant integer elements = datasize DIV esize;
```

Vector single-precision and double-precision
(FEAT_AdvSIMD)



Encoding

```
FMULX <Vd>.<T>, <Vn>.<T>, <Vm>.<T>
```

Decode for this encoding

```
if !IsFeatureImplemented(FEAT_AdvSIMD) then EndOfDecode(Decode_UNDEF);
if sz:Q == '10' then EndOfDecode(Decode_UNDEF);
constant integer d = UInt(Rd);
constant integer n = UInt(Rn);
constant integer m = UInt(Rm);
constant integer esize = 32 << UInt(sz);
constant integer datasize = 64 << UInt(Q);
constant integer elements = datasize DIV esize;
```

Assembler Symbols

- <Hd> Is the 16-bit name of the SIMD&FP destination register, encoded in the "Rd" field.
- <Hn> Is the 16-bit name of the first SIMD&FP source register, encoded in the "Rn" field.
- <Hm> Is the 16-bit name of the second SIMD&FP source register, encoded in the "Rm" field.
- <V> Is a width specifier, encoded in “sz”:

sz	<V>
0	S
1	D

- <d> Is the number of the SIMD&FP destination register, encoded in the "Rd" field.
- <n> Is the number of the first SIMD&FP source register, encoded in the "Rn" field.
- <m> Is the number of the second SIMD&FP source register, encoded in the "Rm" field.
- <Vd> Is the name of the SIMD&FP destination register, encoded in the "Rd" field.

<T> For the "Vector half-precision" variant: is an arrangement specifier, encoded in "Q":

Q	<T>
0	4H
1	8H

For the "Vector single-precision and double-precision" variant: is an arrangement specifier, encoded in "sz:Q":

sz	Q	<T>
0	0	2S
0	1	4S
1	0	RESERVED
1	1	2D

<Vn> Is the name of the first SIMD&FP source register, encoded in the "Rn" field.

<Vm> Is the name of the second SIMD&FP source register, encoded in the "Rm" field.

Operation

```
if elements == 1 then
    CheckFPEnabled64();
else
    CheckFPAdvSIMDEnabled64();
constant bits(datasize) operand1 = V[n, datasize];
constant bits(datasize) operand2 = V[m, datasize];

bits(esize) element1;
bits(esize) element2;
constant boolean merge = elements == 1 && IsMerging(FPCR);
bits(128) result = if merge then V[n, 128] else Zeros(128);

for e = 0 to elements-1
    element1 = Elem[operand1, e, esize];
    element2 = Elem[operand2, e, esize];
    Elem[result, e, esize] = FPMulX(element1, element2, FPCR);
V[d, 128] = result;
```

FMULX (by element)

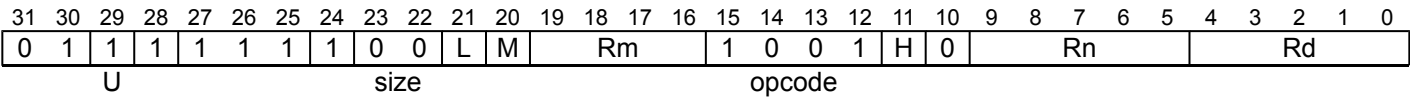
Floating-point multiply extended (by element)

This instruction multiplies the floating-point values in the vector elements in the first source SIMD&FP register by the specified floating-point value in the second source SIMD&FP register, places the results in a vector, and writes the vector to the destination SIMD&FP register.
If one value is zero and the other value is infinite, the result is 2.0. In this case, the result is negative if only one of the values is negative, otherwise the result is positive.

This instruction can generate a floating-point exception. Depending on the settings in FPCR, the exception results in either a flag being set in FPSR or a synchronous exception being generated. For more information, see [Floating-point exceptions and exception traps](#).
Depending on the settings in the CPACR_EL1, CPTR_EL2, and CPTR_EL3 registers, and the current Security state and Exception level, an attempt to execute the instruction might be trapped.

It has encodings from 4 classes: [Scalar, half-precision](#) , [Scalar, single-precision and double-precision](#) , [Vector, half-precision](#) and [Vector, single-precision and double-precision](#)

Scalar, half-precision (FEAT_AdvSIMD && FEAT_FP16)



Encoding

FMULX <Hd>, <Hn>, <Vm>.H[<index>]

Decode for this encoding

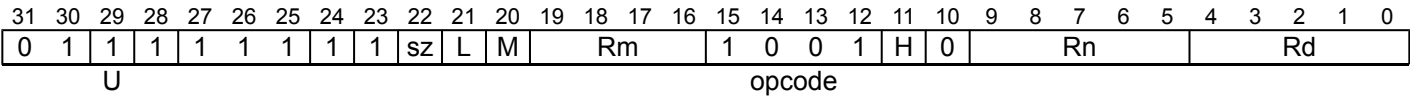
```
if !IsFeatureImplemented(FEAT_AdvSIMD) || !IsFeatureImplemented(FEAT_FP16) then
    EndOfDecode(Decode_UNDEF);

constant integer idxdsize = 64 << UInt(H);
constant integer d = UInt(Rd);
constant integer n = UInt(Rn);
constant integer m = UInt(Rm);
constant integer index = UInt(H:L:M);

constant integer esize = 16;
constant integer datasize = esize;

constant integer elements = 1;
```

Scalar, single-precision and double-precision (FEAT_AdvSIMD)



Encoding

FMULX <V><d>, <V><n>, <Vm>.<Ts>[<index>]

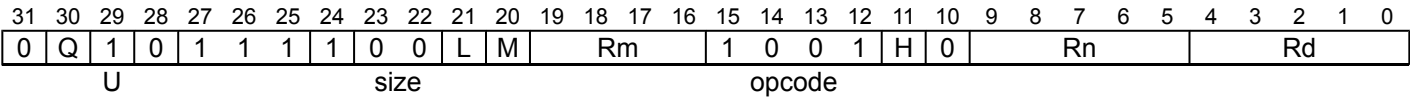
Decode for this encoding

```
if !IsFeatureImplemented(FEAT_AdvSIMD) then EndOfDecode(Decode_UNDEF);
constant integer idxdsize = 64 << UInt(H);
integer index;
constant bit Rmhi = M;
case sz:L of
  when '0x' index = UInt(H:L);
  when '10' index = UInt(H);
  when '11' EndOfDecode(Decode_UNDEF);

constant integer d = UInt(Rd);
constant integer n = UInt(Rn);
constant integer m = UInt(Rmhi:Rm);

constant integer esize = 32 << UInt(sz);
constant integer datasize = esize;
constant integer elements = 1;
```

Vector, half-precision
(FEAT_AdvSIMD && FEAT_FP16)



Encoding

FMULX <Vd>.<T>, <Vn>.<T>, <Vm>.H[<index>]

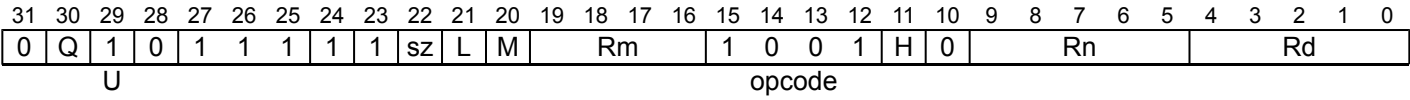
Decode for this encoding

```
if !IsFeatureImplemented(FEAT_AdvSIMD) || !IsFeatureImplemented(FEAT_FP16) then
  EndOfDecode(Decode_UNDEF);

constant integer idxdsize = 64 << UInt(H);
constant integer d = UInt(Rd);
constant integer n = UInt(Rn);
constant integer m = UInt(Rm);
constant integer index = UInt(H:L:M);

constant integer esize = 16;
constant integer datasize = 64 << UInt(Q);
constant integer elements = datasize DIV esize;
```

Vector, single-precision and double-precision
(FEAT_AdvSIMD)



Encoding

```
FMULX <Vd>.<T>, <Vn>.<T>, <Vm>.<Ts>[<index>]
```

Decode for this encoding

```
if !IsFeatureImplemented(FEAT_AdvSIMD) then EndOfDecode(Decode_UNDEF);
constant integer idxdsize = 64 << UInt(H);
integer index;
constant bit Rmhi = M;
case sz:L of
  when '0x' index = UInt(H:L);
  when '10' index = UInt(H);
  when '11' EndOfDecode(Decode_UNDEF);

constant integer d = UInt(Rd);
constant integer n = UInt(Rn);
constant integer m = UInt(Rmhi:Rm);

if sz:Q == '10' then EndOfDecode(Decode_UNDEF);
constant integer esize = 32 << UInt(sz);
constant integer datasize = 64 << UInt(Q);
constant integer elements = datasize DIV esize;
```

Assembler Symbols

- <Hd> Is the 16-bit name of the SIMD&FP destination register, encoded in the "Rd" field.
- <Hn> Is the 16-bit name of the first SIMD&FP source register, encoded in the "Rn" field.
- <Vm> For the "Scalar, half-precision" and "Vector, half-precision" variants: is the name of the second SIMD&FP source register, in the range V0 to V15, encoded in the "Rm" field.

For the "Scalar, single-precision and double-precision" and "Vector, single-precision and double-precision" variants: is the name of the second SIMD&FP source register, encoded in the "M:Rm" fields.
- <index> For the "Scalar, half-precision" and "Vector, half-precision" variants: is the element index, in the range 0 to 7, encoded in the "H:L:M" fields.

For the "Scalar, single-precision and double-precision" and "Vector, single-precision and double-precision" variants: is the element index, encoded in “sz:L:H”:

sz	L	<index>
0	x	UInt(H:L)
1	0	UInt(H)
1	1	RESERVED

- <V> Is a width specifier, encoded in “sz”:

sz	<V>
0	S
1	D

- <d> Is the number of the SIMD&FP destination register, encoded in the "Rd" field.
- <n> Is the number of the first SIMD&FP source register, encoded in the "Rn" field.
- <Ts> Is an element size specifier, encoded in “sz”:

sz	<Ts>
0	S
1	D

- <Vd> Is the name of the SIMD&FP destination register, encoded in the "Rd" field.
- <T> For the "Vector, half-precision" variant: is an arrangement specifier, encoded in “Q”:

Q	<T>
0	4H
1	8H

For the "Vector, single-precision and double-precision" variant: is an arrangement specifier, encoded in "Q:sz":

Q	sz	<T>
0	0	2S
0	1	RESERVED
1	0	4S
1	1	2D

<Vn> Is the name of the first SIMD&FP source register, encoded in the "Rn" field.

Operation

```

CheckFPAdvSIMDEnabled64();
constant bits(datasize) operand1 = V[n, datasize];
constant bits(idxsize) operand2 = V[m, idxsize];
bits(esize) element1;
constant bits(esize) element2 = Elem[operand2, index, esize];

constant boolean merge = elements == 1 && IsMerging(FPCR);
bits(128) result = if merge then V[n, 128] else Zeros(128);

for e = 0 to elements-1
    element1 = Elem[operand1, e, esize];
    Elem[result, e, esize] = FPMulX(element1, element2, FPCR);

V[d, 128] = result;

```

Internal version only: aarchmrs v2025-03_rel, pseudocode v2025-03_rel ; Build timestamp: 2025-03-21T17:41

Copyright © 2010-2025 Arm Limited or its affiliates. All rights reserved. This document is Non-Confidential.

FNEG (scalar)

Floating-point negate (scalar)

This instruction negates the value in the SIMD&FP source register and writes the result to the SIMD&FP destination register.
Depending on the settings in the CPACR_EL1, CPTR_EL2, and CPTR_EL3 registers, and the current Security state and Exception level, an attempt to execute the instruction might be trapped.

31	30	29	28	27	26	25	24	23	22	21	20	19	18	17	16	15	14	13	12	11	10	9	8	7	6	5	4	3	2	1	0
0	0	0	1	1	1	1	0	ftype		1	0	0	0	0	1	0	1	0	0	0	0	Rn					Rd				
M			S			opc																									

Encoding for the Half-precision variant (FEAT_FP16)

Applies when (ftype == 11)

FNEG <Hd>, <Hn>

Encoding for the Single-precision variant (FEAT_FP)

Applies when (ftype == 00)

FNEG <Sd>, <Sn>

Encoding for the Double-precision variant (FEAT_FP)

Applies when (ftype == 01)

FNEG <Dd>, <Dn>

Decode for all variants of this encoding

```
if !IsFeatureImplemented(FEAT_FP) then EndOfDecode(Decode_UNDEF);
if ftype == '10' then EndOfDecode(Decode_UNDEF);
if ftype == '11' && !IsFeatureImplemented(FEAT_FP16) then EndOfDecode(Decode_UNDEF);

constant integer d = UInt(Rd);
constant integer n = UInt(Rn);

constant integer esize = 8 << UInt(ftype EOR '10');
```

Assembler Symbols

- <Hd> Is the 16-bit name of the SIMD&FP destination register, encoded in the "Rd" field.
- <Hn> Is the 16-bit name of the SIMD&FP source register, encoded in the "Rn" field.
- <Sd> Is the 32-bit name of the SIMD&FP destination register, encoded in the "Rd" field.
- <Sn> Is the 32-bit name of the SIMD&FP source register, encoded in the "Rn" field.
- <Dd> Is the 64-bit name of the SIMD&FP destination register, encoded in the "Rd" field.
- <Dn> Is the 64-bit name of the SIMD&FP source register, encoded in the "Rn" field.

Operation

```
CheckFPEEnabled64();  
  
constant bits(esize) operand = V[n, esize];  
bits(128) result = if IsMerging(FPCR) then V[d, 128] else Zeros(128);  
  
Elem[result, 0, esize] = FPNeg(operand, FPCR);  
  
V[d, 128] = result;
```

Internal version only: aarchmrs v2025-03_rel, pseudocode v2025-03_rel ; Build timestamp: 2025-03-21T17:41

Copyright © 2010-2025 Arm Limited or its affiliates. All rights reserved. This document is Non-Confidential.

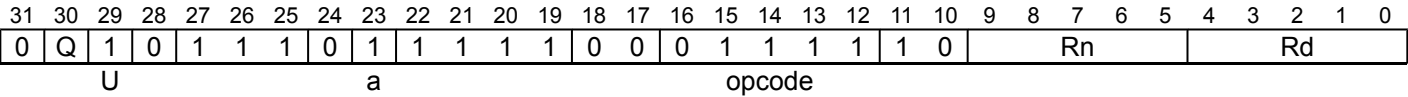
FNEG (vector)

Floating-point negate (vector)

This instruction negates the value of each vector element in the source SIMD&FP register, writes the result to a vector, and writes the vector to the destination SIMD&FP register.
Depending on the settings in the CPACR_EL1, CPTR_EL2, and CPTR_EL3 registers, and the current Security state and Exception level, an attempt to execute the instruction might be trapped.

It has encodings from 2 classes: [Half-precision](#) and [Single-precision and double-precision](#)

Half-precision (FEAT_AdvSIMD && FEAT_FP16)



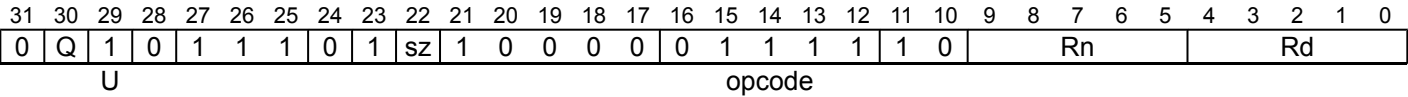
Encoding

FNEG <Vd>.<T>, <Vn>.<T>

Decode for this encoding

```
if !IsFeatureImplemented(FEAT_AdvSIMD) || !IsFeatureImplemented(FEAT_FP16) then
    EndOfDecode(Decode_UNDEF);
constant integer d = UInt(Rd);
constant integer n = UInt(Rn);
constant integer esize = 16;
constant integer datasize = 64 << UInt(Q);
constant integer elements = datasize DIV esize;
```

Single-precision and double-precision (FEAT_AdvSIMD)



Encoding

FNEG <Vd>.<T>, <Vn>.<T>

Decode for this encoding

```
if !IsFeatureImplemented(FEAT_AdvSIMD) then EndOfDecode(Decode_UNDEF);
if sz:Q == '10' then EndOfDecode(Decode_UNDEF);
constant integer d = UInt(Rd);
constant integer n = UInt(Rn);
constant integer esize = 32 << UInt(sz);
constant integer datasize = 64 << UInt(Q);
constant integer elements = datasize DIV esize;
```

Assembler Symbols

- <Vd> Is the name of the SIMD&FP destination register, encoded in the "Rd" field.
- <T> For the "Half-precision" variant: is an arrangement specifier, encoded in “Q”:

Q	<T>
0	4H
1	8H

For the "Single-precision and double-precision" variant: is an arrangement specifier, encoded in "sz:Q":

sz	Q	<T>
0	0	2S
0	1	4S
1	0	RESERVED
1	1	2D

<Vn> Is the name of the SIMD&FP source register, encoded in the "Rn" field.

Operation

```

CheckFPAdvSIMDEnabled64();
constant bits(datasize) operand = V[n, datasize];
bits(datasize) result;

for e = 0 to elements-1
    constant bits(esize) element = Elem[operand, e, esize];
    Elem[result, e, esize] = FPNeg(element, FPCR);

V[d, datasize] = result;

```

Internal version only: aarchmrs v2025-03_rel, pseudocode v2025-03_rel ; Build timestamp: 2025-03-21T17:41

Copyright © 2010-2025 Arm Limited or its affiliates. All rights reserved. This document is Non-Confidential.

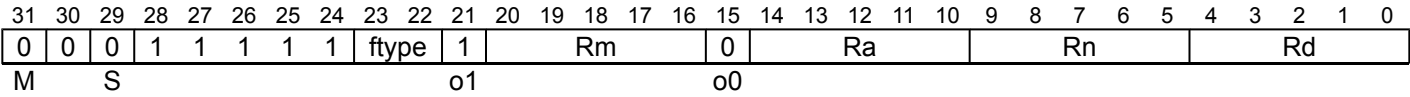
FNMADD

Floating-point negated fused multiply-add (scalar)

This instruction multiplies the values of the first two SIMD&FP source registers, negates the product, subtracts the value of the third SIMD&FP source register, and writes the result to the destination SIMD&FP register.

This instruction can generate a floating-point exception. Depending on the settings in FPCR, the exception results in either a flag being set in FPSR or a synchronous exception being generated. For more information, see [Floating-point exceptions and exception traps](#).

Depending on the settings in the CPACR_EL1, CPTR_EL2, and CPTR_EL3 registers, and the current Security state and Exception level, an attempt to execute the instruction might be trapped.



Encoding for the Half-precision variant (FEAT_FP16)

Applies when (ftype == 11)

FNMADD <Hd>, <Hn>, <Hm>, <Ha>

Encoding for the Single-precision variant (FEAT_FP)

Applies when (ftype == 00)

FNMADD <Sd>, <Sn>, <Sm>, <Sa>

Encoding for the Double-precision variant (FEAT_FP)

Applies when (ftype == 01)

FNMADD <Dd>, <Dn>, <Dm>, <Da>

Decode for all variants of this encoding

```

if !IsFeatureImplemented(FEAT_FP) then EndOfDecode(Decode_UNDEF);
if ftype == '10' then EndOfDecode(Decode_UNDEF);
if ftype == '11' && !IsFeatureImplemented(FEAT_FP16) then EndOfDecode(Decode_UNDEF);

constant integer d = UInt(Rd);
constant integer n = UInt(Rn);
constant integer m = UInt(Rm);
constant integer a = UInt(Ra);

constant integer esize = 8 << UInt(ftype EOR '10');
```

Assembler Symbols

<Hd>	Is the 16-bit name of the SIMD&FP destination register, encoded in the "Rd" field.
<Hn>	Is the 16-bit name of the first SIMD&FP source register holding the multiplicand, encoded in the "Rn" field.
<Hm>	Is the 16-bit name of the second SIMD&FP source register holding the multiplier, encoded in the "Rm" field.
<Ha>	Is the 16-bit name of the third SIMD&FP source register holding the addend, encoded in the "Ra" field.
<Sd>	Is the 32-bit name of the SIMD&FP destination register, encoded in the "Rd" field.
<Sn>	Is the 32-bit name of the first SIMD&FP source register holding the multiplicand, encoded in the "Rn" field.
<Sm>	Is the 32-bit name of the second SIMD&FP source register holding the multiplier, encoded in the "Rm" field.

<Sa>	Is the 32-bit name of the third SIMD&FP source register holding the addend, encoded in the "Ra" field.
<Dd>	Is the 64-bit name of the SIMD&FP destination register, encoded in the "Rd" field.
<Dn>	Is the 64-bit name of the first SIMD&FP source register holding the multiplicand, encoded in the "Rn" field.
<Dm>	Is the 64-bit name of the second SIMD&FP source register holding the multiplier, encoded in the "Rm" field.
<Da>	Is the 64-bit name of the third SIMD&FP source register holding the addend, encoded in the "Ra" field.

Operation

```

CheckFPEEnabled64() ;

constant bits(esize) addend    = FPNeg(V[a, esize], FPCR) ;
constant bits(esize) operand1 = FPNeg(V[n, esize], FPCR) ;
constant bits(esize) operand2 = V[m, esize] ;

bits(128) result = if IsMerging(FPCR) then V[a, 128] else Zeros(128) ;

Elem[result, 0, esize] = FPMulAdd(addend, operand1, operand2, FPCR) ;
V[d, 128] = result ;

```

Internal version only: aarchmrs v2025-03_rel, pseudocode v2025-03_rel ; Build timestamp: 2025-03-21T17:41

Copyright © 2010-2025 Arm Limited or its affiliates. All rights reserved. This document is Non-Confidential.

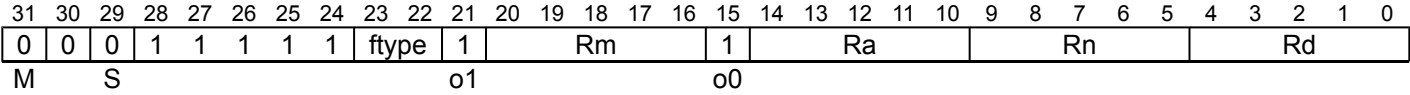
FNMSUB

Floating-point negated fused multiply-subtract (scalar)

This instruction multiplies the values of the first two SIMD&FP source registers, subtracts the value of the third SIMD&FP source register, and writes the result to the destination SIMD&FP register.

This instruction can generate a floating-point exception. Depending on the settings in FPCR, the exception results in either a flag being set in FPSR or a synchronous exception being generated. For more information, see [Floating-point exceptions and exception traps](#).

Depending on the settings in the CPACR_EL1, CPTR_EL2, and CPTR_EL3 registers, and the current Security state and Exception level, an attempt to execute the instruction might be trapped.



Encoding for the Half-precision variant (FEAT_FP16)

Applies when (ftype == 11)

```
FNMSUB <Hd>, <Hn>, <Hm>, <Ha>
```

Encoding for the Single-precision variant (FEAT_FP)

Applies when (ftype == 00)

```
FNMSUB <Sd>, <Sn>, <Sm>, <Sa>
```

Encoding for the Double-precision variant (FEAT_FP)

Applies when (ftype == 01)

```
FNMSUB <Dd>, <Dn>, <Dm>, <Da>
```

Decode for all variants of this encoding

```
if !IsFeatureImplemented(FEAT_FP) then EndOfDecode(Decode_UNDEF);
if ftype == '10' then EndOfDecode(Decode_UNDEF);
if ftype == '11' && !IsFeatureImplemented(FEAT_FP16) then EndOfDecode(Decode_UNDEF);

constant integer d = UInt(Rd);
constant integer n = UInt(Rn);
constant integer m = UInt(Rm);
constant integer a = UInt(Ra);

constant integer esize = 8 << UInt(ftype EOR '10');
```

Assembler Symbols

- <Hd> Is the 16-bit name of the SIMD&FP destination register, encoded in the "Rd" field.
- <Hn> Is the 16-bit name of the first SIMD&FP source register holding the multiplicand, encoded in the "Rn" field.
- <Hm> Is the 16-bit name of the second SIMD&FP source register holding the multiplier, encoded in the "Rm" field.
- <Ha> Is the 16-bit name of the third SIMD&FP source register holding the minuend, encoded in the "Ra" field.
- <Sd> Is the 32-bit name of the SIMD&FP destination register, encoded in the "Rd" field.
- <Sn> Is the 32-bit name of the first SIMD&FP source register holding the multiplicand, encoded in the "Rn" field.
- <Sm> Is the 32-bit name of the second SIMD&FP source register holding the multiplier, encoded in the "Rm" field.

<Sa>	Is the 32-bit name of the third SIMD&FP source register holding the minuend, encoded in the "Ra" field.
<Dd>	Is the 64-bit name of the SIMD&FP destination register, encoded in the "Rd" field.
<Dn>	Is the 64-bit name of the first SIMD&FP source register holding the multiplicand, encoded in the "Rn" field.
<Dm>	Is the 64-bit name of the second SIMD&FP source register holding the multiplier, encoded in the "Rm" field.
<Da>	Is the 64-bit name of the third SIMD&FP source register holding the minuend, encoded in the "Ra" field.

Operation

```

CheckFPEEnabled64() ;

constant bits(esize) addend    = FPNeg(V[a, esize], FPCR);
constant bits(esize) operand1 = V[n, esize];
constant bits(esize) operand2 = V[m, esize];

bits(128) result = if IsMerging(FPCR) then V[a, 128] else Zeros(128);

Elem[result, 0, esize] = FPMulAdd(addend, operand1, operand2, FPCR);
V[d, 128] = result;

```

Internal version only: aarchmrs v2025-03_rel, pseudocode v2025-03_rel ; Build timestamp: 2025-03-21T17:41

Copyright © 2010-2025 Arm Limited or its affiliates. All rights reserved. This document is Non-Confidential.

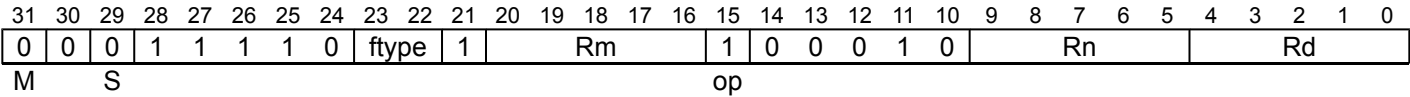
FNMUL (scalar)

Floating-point multiply-negate (scalar)

This instruction multiplies the floating-point values of the two source SIMD&FP registers, and writes the negation of the result to the destination SIMD&FP register.

This instruction can generate a floating-point exception. Depending on the settings in FPCR, the exception results in either a flag being set in FPSR or a synchronous exception being generated. For more information, see [Floating-point exceptions and exception traps](#).

Depending on the settings in the CPACR_EL1, CPTR_EL2, and CPTR_EL3 registers, and the current Security state and Exception level, an attempt to execute the instruction might be trapped.



Encoding for the Half-precision variant (FEAT_FP16)

Applies when (ftype == 11)

```
FNMUL <Hd>, <Hn>, <Hm>
```

Encoding for the Single-precision variant (FEAT_FP)

Applies when (ftype == 00)

```
FNMUL <Sd>, <Sn>, <Sm>
```

Encoding for the Double-precision variant (FEAT_FP)

Applies when (ftype == 01)

```
FNMUL <Dd>, <Dn>, <Dm>
```

Decode for all variants of this encoding

```
if !IsFeatureImplemented(FEAT_FP) then EndOfDecode(Decode_UNDEF);
if ftype == '10' then EndOfDecode(Decode_UNDEF);
if ftype == '11' && !IsFeatureImplemented(FEAT_FP16) then EndOfDecode(Decode_UNDEF);

constant integer d = UInt(Rd);
constant integer n = UInt(Rn);
constant integer m = UInt(Rm);

constant integer esize = 8 << UInt(ftype EOR '10');
```

Assembler Symbols

- <Hd> Is the 16-bit name of the SIMD&FP destination register, encoded in the "Rd" field.
- <Hn> Is the 16-bit name of the first SIMD&FP source register, encoded in the "Rn" field.
- <Hm> Is the 16-bit name of the second SIMD&FP source register, encoded in the "Rm" field.
- <Sd> Is the 32-bit name of the SIMD&FP destination register, encoded in the "Rd" field.
- <Sn> Is the 32-bit name of the first SIMD&FP source register, encoded in the "Rn" field.
- <Sm> Is the 32-bit name of the second SIMD&FP source register, encoded in the "Rm" field.
- <Dd> Is the 64-bit name of the SIMD&FP destination register, encoded in the "Rd" field.
- <Dn> Is the 64-bit name of the first SIMD&FP source register, encoded in the "Rn" field.

<Dm> Is the 64-bit name of the second SIMD&FP source register, encoded in the "Rm" field.

Operation

```
CheckFPEnabled64();  
constant bits(esize) operand1 = V[n, esize];  
constant bits(esize) operand2 = V[m, esize];  
  
bits(128) result = if IsMerging(FPCR) then V[n, 128] else Zeros(128);  
  
constant bits(esize) product = FPMul(operand1, operand2, FPCR);  
Elem[result, 0, esize] = FPNeg(product, FPCR);  
  
V[d, 128] = result;
```

Internal version only: aarchmrs v2025-03_rel, pseudocode v2025-03_rel ; Build timestamp: 2025-03-21T17:41

Copyright © 2010-2025 Arm Limited or its affiliates. All rights reserved. This document is Non-Confidential.

FRECPE

Floating-point reciprocal estimate

This instruction finds an approximate reciprocal estimate for each vector element in the source SIMD&FP register, places the result in a vector, and writes the vector to the destination SIMD&FP register.

This instruction can generate a floating-point exception. Depending on the settings in FPCR, the exception results in either a flag being set in FPSR or a synchronous exception being generated. For more information, see *Floating-point exceptions and exception traps*.

Depending on the settings in the CPACR_EL1, CPTR_EL2, and CPTR_EL3 registers, and the current Security state and Exception level, an attempt to execute the instruction might be trapped.

It has encodings from 4 classes: [Scalar half-precision](#) , [Scalar single-precision and double-precision](#) , [Vector half-precision](#) and [Vector single-precision and double-precision](#)

Scalar half-precision
(FEAT_AdvSIMD && FEAT_FP16)

31	30	29	28	27	26	25	24	23	22	21	20	19	18	17	16	15	14	13	12	11	10	9	8	7	6	5	4	3	2	1	0
0	1	0	1	1	1	1	0	1	1	1	1	1	0	0	1	1	1	0	1	1	0	Rn				Rd					
U				a				opcode																							

Encoding

FRECPE <Hd>, <Hn>

Decode for this encoding

```
if !IsFeatureImplemented(FEAT_AdvSIMD) || !IsFeatureImplemented(FEAT_FP16) then
    EndOfDecode(Decode_UNDEF);
constant integer d = UInt(Rd);
constant integer n = UInt(Rn);
constant integer esize = 16;
constant integer datasize = esize;
constant integer elements = 1;
```

Scalar single-precision and double-precision
(FEAT_AdvSIMD)

31	30	29	28	27	26	25	24	23	22	21	20	19	18	17	16	15	14	13	12	11	10	9	8	7	6	5	4	3	2	1	0				
0	1	0	1	1	1	1	0	1	sz	1	0	0	0	0	1	1	1	0	1	1	0	Rn				Rd									
U										opcode																									

Encoding

FRECPE <V><d>, <V><n>

Decode for this encoding

```
if !IsFeatureImplemented(FEAT_AdvSIMD) then EndOfDecode(Decode_UNDEF);
constant integer d = UInt(Rd);
constant integer n = UInt(Rn);
constant integer esize = 32 << UInt(sz);
constant integer datasize = esize;
constant integer elements = 1;
```

Vector half-precision
(FEAT_AdvSIMD && FEAT_FP16)

31	30	29	28	27	26	25	24	23	22	21	20	19	18	17	16	15	14	13	12	11	10	9	8	7	6	5	4	3	2	1	0
0	Q	0	0	1	1	1	0	1	1	1	1	1	0	0	1	1	1	0	1	1	0	Rn				Rd					
U				a				opcode																							

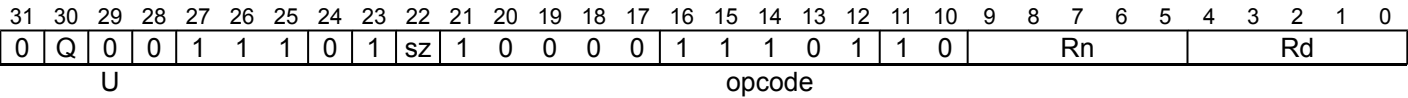
Encoding

```
FRECPE <Vd>.<T>, <Vn>.<T>
```

Decode for this encoding

```
if !IsFeatureImplemented(FEAT_AdvSIMD) || !IsFeatureImplemented(FEAT_FP16) then
    EndOfDecode(Decode_UNDEF);
constant integer d = UInt(Rd);
constant integer n = UInt(Rn);
constant integer esize = 16;
constant integer datasize = 64 << UInt(Q);
constant integer elements = datasize DIV esize;
```

Vector single-precision and double-precision
(FEAT_AdvSIMD)



Encoding

```
FRECPE <Vd>.<T>, <Vn>.<T>
```

Decode for this encoding

```
if !IsFeatureImplemented(FEAT_AdvSIMD) then EndOfDecode(Decode_UNDEF);
constant integer d = UInt(Rd);
constant integer n = UInt(Rn);
if sz:Q == '10' then EndOfDecode(Decode_UNDEF);
constant integer esize = 32 << UInt(sz);
constant integer datasize = 64 << UInt(Q);
constant integer elements = datasize DIV esize;
```

Assembler Symbols

- <Hd> Is the 16-bit name of the SIMD&FP destination register, encoded in the "Rd" field.
- <Hn> Is the 16-bit name of the SIMD&FP source register, encoded in the "Rn" field.
- <V> Is a width specifier, encoded in “sz”:

sz	<V>
0	S
1	D
- <d> Is the number of the SIMD&FP destination register, encoded in the "Rd" field.
- <n> Is the number of the SIMD&FP source register, encoded in the "Rn" field.
- <Vd> Is the name of the SIMD&FP destination register, encoded in the "Rd" field.
- <T> For the "Vector half-precision" variant: is an arrangement specifier, encoded in “Q”:

Q	<T>
0	4H
1	8H

For the "Vector single-precision and double-precision" variant: is an arrangement specifier, encoded in “sz:Q”:

sz	Q	<T>
0	0	2S
0	1	4S
1	0	RESERVED
1	1	2D

<Vn> Is the name of the SIMD&FP source register, encoded in the "Rn" field.

Operation

```

if elements == 1 then
    CheckFPEEnabled64();
else
    CheckFPAdvSIMDEnabled64();
constant bits(datasize) operand = V[n, datasize];

constant boolean merge = elements == 1 && IsMerging(FPCR);
bits(128) result = if merge then V[d, 128] else Zeros(128);

for e = 0 to elements-1
    constant bits(esize) element = Elem[operand, e, esize];
    Elem[result, e, esize] = FPRecipEstimate(element, FPCR);

V[d, 128] = result;

```

Internal version only: aarchmrs v2025-03_rel, pseudocode v2025-03_rel ; Build timestamp: 2025-03-21T17:41

Copyright © 2010-2025 Arm Limited or its affiliates. All rights reserved. This document is Non-Confidential.

FRECPS

Floating-point reciprocal step

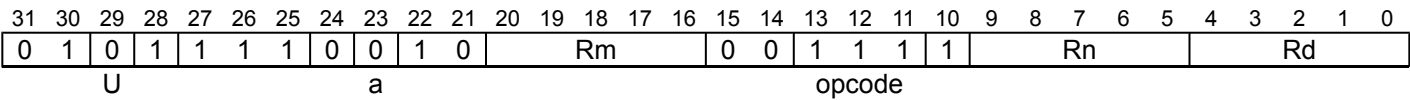
This instruction multiplies the corresponding floating-point values in the vectors of the two source SIMD&FP registers, subtracts each of the products from 2.0, places the resulting floating-point values in a vector, and writes the vector to the destination SIMD&FP register.

This instruction can generate a floating-point exception. Depending on the settings in FPCR, the exception results in either a flag being set in FPSR or a synchronous exception being generated. For more information, see [Floating-point exceptions and exception traps](#).

Depending on the settings in the CPACR_EL1, CPTR_EL2, and CPTR_EL3 registers, and the current Security state and Exception level, an attempt to execute the instruction might be trapped.

It has encodings from 4 classes: [Scalar half-precision](#) , [Scalar single-precision and double-precision](#) , [Vector half-precision](#) and [Vector single-precision and double-precision](#)

Scalar half-precision (FEAT_AdvSIMD && FEAT_FP16)



Encoding

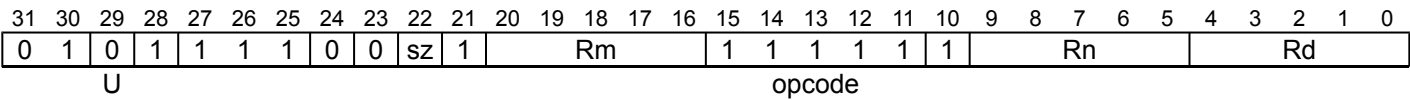
FRECPS <Hd>, <Hn>, <Hm>

Decode for this encoding

```
if !IsFeatureImplemented(FEAT_AdvSIMD) || !IsFeatureImplemented(FEAT_FP16) then
    EndOfDecode(Decode_UNDEF);

constant integer d = UInt(Rd);
constant integer n = UInt(Rn);
constant integer m = UInt(Rm);
constant integer esize = 16;
constant integer datasize = esize;
constant integer elements = 1;
```

Scalar single-precision and double-precision (FEAT_AdvSIMD)



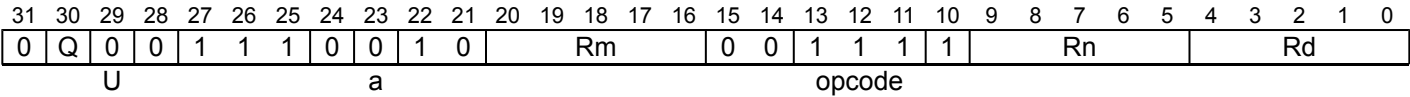
Encoding

FRECPS <V><d>, <V><n>, <V><m>

Decode for this encoding

```
if !IsFeatureImplemented(FEAT_AdvSIMD) then EndOfDecode(Decode_UNDEF);
constant integer d = UInt(Rd);
constant integer n = UInt(Rn);
constant integer m = UInt(Rm);
constant integer esize = 32 << UInt(sz);
constant integer datasize = esize;
constant integer elements = 1;
```

Vector half-precision
(FEAT_AdvSIMD && FEAT_FP16)



Encoding

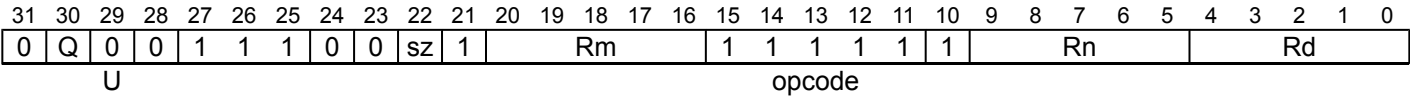
FRECPS <Vd>.<T>, <Vn>.<T>, <Vm>.<T>

Decode for this encoding

```
if !IsFeatureImplemented(FEAT_AdvSIMD) || !IsFeatureImplemented(FEAT_FP16) then
    EndOfDecode(Decode_UNDEF);

constant integer d = UInt(Rd);
constant integer n = UInt(Rn);
constant integer m = UInt(Rm);
constant integer esize = 16;
constant integer datasize = 64 << UInt(Q);
constant integer elements = datasize DIV esize;
```

Vector single-precision and double-precision
(FEAT_AdvSIMD)



Encoding

FRECPS <Vd>.<T>, <Vn>.<T>, <Vm>.<T>

Decode for this encoding

```
if !IsFeatureImplemented(FEAT_AdvSIMD) then EndOfDecode(Decode_UNDEF);
if sz:Q == '10' then EndOfDecode(Decode_UNDEF);
constant integer d = UInt(Rd);
constant integer n = UInt(Rn);
constant integer m = UInt(Rm);
constant integer esize = 32 << UInt(sz);
constant integer datasize = 64 << UInt(Q);
constant integer elements = datasize DIV esize;
```

Assembler Symbols

- <Hd>

Is the 16-bit name of the SIMD&FP destination register, encoded in the "Rd" field.
- <Hn>

Is the 16-bit name of the first SIMD&FP source register, encoded in the "Rn" field.
- <Hm>

Is the 16-bit name of the second SIMD&FP source register, encoded in the "Rm" field.
- <V>

Is a width specifier, encoded in “sz”:

sz	<V>
0	S
1	D
- <d>

Is the number of the SIMD&FP destination register, encoded in the "Rd" field.
- <n>

Is the number of the first SIMD&FP source register, encoded in the "Rn" field.
- <m>

Is the number of the second SIMD&FP source register, encoded in the "Rm" field.

<Vd> Is the name of the SIMD&FP destination register, encoded in the "Rd" field.

<T> For the "Vector half-precision" variant: is an arrangement specifier, encoded in "Q":

Q	<T>
0	4H
1	8H

For the "Vector single-precision and double-precision" variant: is an arrangement specifier, encoded in "sz:Q":

sz	Q	<T>
0	0	2S
0	1	4S
1	0	RESERVED
1	1	2D

<Vn> Is the name of the first SIMD&FP source register, encoded in the "Rn" field.

<Vm> Is the name of the second SIMD&FP source register, encoded in the "Rm" field.

Operation

```
if elements == 1 then
    CheckFPEnabled64();
else
    CheckFPAdvSIMDEnabled64();

constant bits(datasize) operand1 = V[n, datasize];
constant bits(datasize) operand2 = V[m, datasize];

bits(esize) element1;
bits(esize) element2;
constant boolean merge = elements == 1 && IsMerging(FPCR);
bits(128) result = if merge then V[n, 128] else Zeros(128);

for e = 0 to elements-1
    element1 = Elem[operand1, e, esize];
    element2 = Elem[operand2, e, esize];
    Elem[result, e, esize] = FPRecipStepFused(element1, element2, FPCR);

V[d, 128] = result;
```

FRECPX

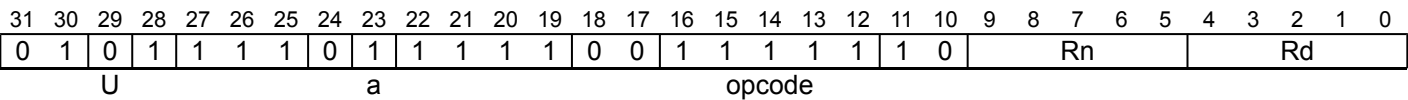
Floating-point reciprocal exponent (scalar)

This instruction finds an approximate reciprocal exponent for the source SIMD&FP register and writes the result to the destination SIMD&FP register. This instruction can generate a floating-point exception. Depending on the settings in FPCR, the exception results in either a flag being set in FPSR or a synchronous exception being generated. For more information, see *Floating-point exceptions and exception traps*.

Depending on the settings in the CPACR_EL1, CPTR_EL2, and CPTR_EL3 registers, and the current Security state and Exception level, an attempt to execute the instruction might be trapped.

It has encodings from 2 classes: [Half-precision](#) and [Single-precision and double-precision](#)

Half-precision (FEAT_AdvSIMD && FEAT_FP16)



Encoding

FRECPX <Hd>, <Hn>

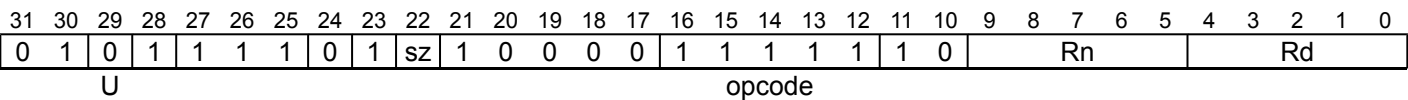
Decode for this encoding

```
if !IsFeatureImplemented(FEAT_AdvSIMD) || !IsFeatureImplemented(FEAT_FP16) then
    EndOfDecode(Decode_UNDEF);

constant integer d = UInt(Rd);
constant integer n = UInt(Rn);

constant integer esize = 16;
```

Single-precision and double-precision (FEAT_AdvSIMD)



Encoding

FRECPX <V><d>, <V><n>

Decode for this encoding

```
if !IsFeatureImplemented(FEAT_AdvSIMD) then EndOfDecode(Decode_UNDEF);
constant integer d = UInt(Rd);
constant integer n = UInt(Rn);

constant integer esize = 32 << UInt(sz);
```

Assembler Symbols

- <Hd> Is the 16-bit name of the SIMD&FP destination register, encoded in the "Rd" field.
- <Hn> Is the 16-bit name of the SIMD&FP source register, encoded in the "Rn" field.
- <V> Is a width specifier, encoded in "sz":

sz	<V>
0	S
1	D

- <d> Is the number of the SIMD&FP destination register, encoded in the "Rd" field.
- <n> Is the number of the SIMD&FP source register, encoded in the "Rn" field.

Operation

```

CheckFPEnabled64();
constant bits(esize) operand = V[n, esize];

constant boolean merge = IsMerging(FPCR);
bits(128) result = if merge then V[d, 128] else Zeros(128);

Elem[result, 0, esize] = FPrecpX(operand, FPCR);

V[d, 128] = result;

```

Internal version only: aarchmrs v2025-03_rel, pseudocode v2025-03_rel ; Build timestamp: 2025-03-21T17:41

Copyright © 2010-2025 Arm Limited or its affiliates. All rights reserved. This document is Non-Confidential.

FRINT32X (scalar)

Floating-point round to 32-bit integer, using current rounding mode (scalar)

This instruction rounds a floating-point value in the SIMD&FP source register to an integral floating-point value that fits into a 32-bit integer size using the rounding mode that is determined by the FPCR, and writes the result to the SIMD&FP destination register.

A zero input returns a zero result with the same sign. When the result value is not numerically equal to the input value, an Inexact exception is raised. When the input is infinite, NaN or out-of-range, the instruction returns {for the corresponding result value} the most negative integer representable in the destination size, and an Invalid Operation floating-point exception is raised.

This instruction can generate a floating-point exception. Depending on the settings in FPCR, the exception results in either a flag being set in FPSR or a synchronous exception being generated. For more information, see [Floating-point exceptions and exception traps](#).

Depending on the settings in the CPACR_EL1, CPTR_EL2, and CPTR_EL3 registers, and the current Security state and Exception level, an attempt to execute the instruction might be trapped.

Floating-point (FEAT_FRINTTS)

31	30	29	28	27	26	25	24	23	22	21	20	19	18	17	16	15	14	13	12	11	10	9	8	7	6	5	4	3	2	1	0
0	0	0	1	1	1	1	0	0	x	1	0	1	0	0	0	1	1	0	0	0	0	Rn						Rd			
M		S		ftype						op																					

Encoding for the Single-precision variant

Applies when (ftype == 00)

FRINT32X <Sd>, <Sn>

Encoding for the Double-precision variant

Applies when (ftype == 01)

FRINT32X <Dd>, <Dn>

Decode for all variants of this encoding

```
if !IsFeatureImplemented(FEAT_FRINTTS) then EndOfDecode(Decode_UNDEF);
if ftype IN {'1x'} then EndOfDecode(Decode_UNDEF);

constant integer d = UInt(Rd);
constant integer n = UInt(Rn);
constant integer esize = 32 << UInt(ftype<0>);
constant integer intsize = 32;
```

Assembler Symbols

- <Sd> Is the 32-bit name of the SIMD&FP destination register, encoded in the "Rd" field.
- <Sn> Is the 32-bit name of the SIMD&FP source register, encoded in the "Rn" field.
- <Dd> Is the 64-bit name of the SIMD&FP destination register, encoded in the "Rd" field.
- <Dn> Is the 64-bit name of the SIMD&FP source register, encoded in the "Rn" field.

Operation

```
CheckFPEEnabled64();  
  
constant bits(esize) operand = V[n, esize];  
constant FPRounding rounding = FPRoundingMode(FPCR);  
bits(128) result = if IsMerging(FPCR) then V[d, 128] else Zeros(128);  
  
Elem[result, 0, esize] = FPRoundIntN(operand, FPCR, rounding, intsize);  
  
V[d, 128] = result;
```

Internal version only: aarchmrs v2025-03_rel, pseudocode v2025-03_rel ; Build timestamp: 2025-03-21T17:41

Copyright © 2010-2025 Arm Limited or its affiliates. All rights reserved. This document is Non-Confidential.

FRINT32X (vector)

Floating-point round to 32-bit integer, using current rounding mode (vector)

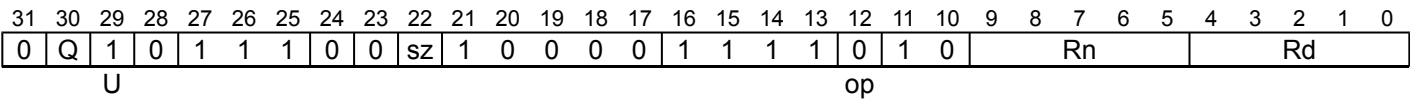
This instruction rounds a vector of floating-point values in the SIMD&FP source register to integral floating-point values that fit into a 32-bit integer size using the rounding mode that is determined by the FPCR, and writes the result to the SIMD&FP destination register.

A zero input returns a zero result with the same sign. When one of the result values is not numerically equal to the corresponding input value, an Inexact exception is raised. When an input is infinite, NaN or out-of-range, the instruction returns for the corresponding result value the most negative integer representable in the destination size, and an Invalid Operation floating-point exception is raised.

This instruction can generate a floating-point exception. Depending on the settings in FPCR, the exception results in either a flag being set in FPSR or a synchronous exception being generated. For more information, see *Floating-point exceptions and exception traps*.

Depending on the settings in the CPACR_EL1, CPTR_EL2, and CPTR_EL3 registers, and the current Security state and Exception level, an attempt to execute the instruction might be trapped.

Vector single-precision and double-precision (FEAT_FRINTTS)



Encoding

```
FRINT32X <Vd>.<T>, <Vn>.<T>
```

Decode for this encoding

```
if !IsFeatureImplemented(FEAT_FRINTTS) then EndOfDecode(Decode_UNDEF);
if sz:Q == '10' then EndOfDecode(Decode_UNDEF);
constant integer d = UInt(Rd);
constant integer n = UInt(Rn);

constant integer esize = 32 << UInt(sz);
constant integer datasize = 64 << UInt(Q);
constant integer elements = datasize DIV esize;
constant integer intsize = 32;
```

Assembler Symbols

<Vd> Is the name of the SIMD&FP destination register, encoded in the "Rd" field.

<T> Is an arrangement specifier, encoded in “sz:Q”:

sz	Q	<T>
0	0	2S
0	1	4S
1	0	RESERVED
1	1	2D

<Vn> Is the name of the SIMD&FP source register, encoded in the "Rn" field.

Operation

```
CheckFPAdvSIMDEnabled64();  
constant bits(datasize) operand = V[n, datasize];  
bits(datasize) result;  
constant FPRounding rounding = FPRoundingMode(FPCR);  
bits(esize) element;  
  
for e = 0 to elements-1  
    element = Elem[operand, e, esize];  
    Elem[result, e, esize] = FPRoundIntN(element, FPCR, rounding, intsize);  
  
V[d, datasize] = result;
```

Internal version only: aarchmrs v2025-03_rel, pseudocode v2025-03_rel ; Build timestamp: 2025-03-21T17:41

Copyright © 2010-2025 Arm Limited or its affiliates. All rights reserved. This document is Non-Confidential.

FRINT32Z (scalar)

Floating-point round to 32-bit integer toward zero (scalar)

This instruction rounds a floating-point value in the SIMD&FP source register to an integral floating-point value that fits into a 32-bit integer size using the Round towards Zero rounding mode, and writes the result to the SIMD&FP destination register.

A zero input returns a zero result with the same sign. When the result value is not numerically equal to the {corresponding} input value, an Inexact exception is raised. When the input is infinite, NaN or out-of-range, the instruction returns {for the corresponding result value} the most negative integer representable in the destination size, and an Invalid Operation floating-point exception is raised.

This instruction can generate a floating-point exception. Depending on the settings in FPCR, the exception results in either a flag being set in FPSR or a synchronous exception being generated. For more information, see *Floating-point exceptions and exception traps*.

Depending on the settings in the CPACR_EL1, CPTR_EL2, and CPTR_EL3 registers, and the current Security state and Exception level, an attempt to execute the instruction might be trapped.

Floating-point
(FEAT_FRINTTS)

31	30	29	28	27	26	25	24	23	22	21	20	19	18	17	16	15	14	13	12	11	10	9	8	7	6	5	4	3	2	1	0
0	0	0	1	1	1	1	0	0	x	1	0	1	0	0	0	0	1	0	0	0	0	Rn						Rd			
M		S		ftype						op																					

Encoding for the Single-precision variant

Applies when (ftype == 00)

```
FRINT32Z <Sd>, <Sn>
```

Encoding for the Double-precision variant

Applies when (ftype == 01)

```
FRINT32Z <Dd>, <Dn>
```

Decode for all variants of this encoding

```
if !IsFeatureImplemented(FEAT_FRINTTS) then EndOfDecode(Decode_UNDEF);
if ftype IN {'1x'} then EndOfDecode(Decode_UNDEF);

constant integer d = UInt(Rd);
constant integer n = UInt(Rn);
constant integer esize = 32 << UInt(ftype<0>);
constant integer intsize = 32;

constant FPRounding rounding = FPRounding_ZERO;
```

Assembler Symbols

- <Sd> Is the 32-bit name of the SIMD&FP destination register, encoded in the "Rd" field.
- <Sn> Is the 32-bit name of the SIMD&FP source register, encoded in the "Rn" field.
- <Dd> Is the 64-bit name of the SIMD&FP destination register, encoded in the "Rd" field.
- <Dn> Is the 64-bit name of the SIMD&FP source register, encoded in the "Rn" field.

Operation

```
CheckFPEEnabled64();  
  
constant bits(esize) operand = V[n, esize];  
bits(128) result = if IsMerging(FPCR) then V[d, 128] else Zeros(128);  
  
Elem[result, 0, esize] = FPRoundIntN(operand, FPCR, rounding, intsize);  
  
V[d, 128] = result;
```

Internal version only: aarchmrs v2025-03_rel, pseudocode v2025-03_rel ; Build timestamp: 2025-03-21T17:41

Copyright © 2010-2025 Arm Limited or its affiliates. All rights reserved. This document is Non-Confidential.

FRINT32Z (vector)

Floating-point round to 32-bit integer toward zero (vector)

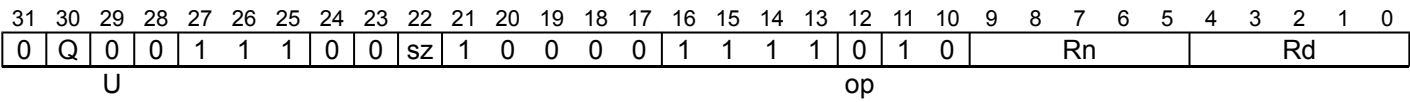
This instruction rounds a vector of floating-point values in the SIMD&FP source register to integral floating-point values that fit into a 32-bit integer size using the Round towards Zero rounding mode, and writes the result to the SIMD&FP destination register.

A zero input returns a zero result with the same sign. When one of the result values is not numerically equal to the corresponding input value, an Inexact exception is raised. When an input is infinite, NaN or out-of-range, the instruction returns for the corresponding result value the most negative integer representable in the destination size, and an Invalid Operation floating-point exception is raised.

This instruction can generate a floating-point exception. Depending on the settings in FPCR, the exception results in either a flag being set in FPSR or a synchronous exception being generated. For more information, see *Floating-point exceptions and exception traps*.

Depending on the settings in the CPACR_EL1, CPTR_EL2, and CPTR_EL3 registers, and the current Security state and Exception level, an attempt to execute the instruction might be trapped.

Vector single-precision and double-precision (FEAT_FRINTTS)



Encoding

```
FRINT32Z <Vd>.<T>, <Vn>.<T>
```

Decode for this encoding

```
if !IsFeatureImplemented(FEAT_FRINTTS) then EndOfDecode(Decode_UNDEF);
if sz:Q == '10' then EndOfDecode(Decode_UNDEF);
constant integer d = UInt(Rd);
constant integer n = UInt(Rn);

constant integer esize = 32 << UInt(sz);
constant integer datasize = 64 << UInt(Q);
constant integer elements = datasize DIV esize;
constant integer intsize = 32;
constant FPRounding rounding = FPRounding_ZERO;
```

Assembler Symbols

<Vd> Is the name of the SIMD&FP destination register, encoded in the "Rd" field.

<T> Is an arrangement specifier, encoded in “sz:Q”:

sz	Q	<T>
0	0	2S
0	1	4S
1	0	RESERVED
1	1	2D

<Vn> Is the name of the SIMD&FP source register, encoded in the "Rn" field.

Operation

```
CheckFPAdvSIMDEnabled64();  
constant bits(datasize) operand = V[n, datasize];  
bits(datasize) result;  
bits(esize) element;  
  
for e = 0 to elements-1  
    element = Elem[operand, e, esize];  
    Elem[result, e, esize] = FPRoundIntN(element, FPCR, rounding, intsize);  
  
V[d, datasize] = result;
```

Internal version only: aarchmrs v2025-03_rel, pseudocode v2025-03_rel ; Build timestamp: 2025-03-21T17:41

Copyright © 2010-2025 Arm Limited or its affiliates. All rights reserved. This document is Non-Confidential.

FRINT64X (scalar)

Floating-point round to 64-bit integer, using current rounding mode (scalar)

This instruction rounds a floating-point value in the SIMD&FP source register to an integral floating-point value that fits into a 64-bit integer size using the rounding mode that is determined by the FPCR, and writes the result to the SIMD&FP destination register.

A zero input returns a zero result with the same sign. When the result value is not numerically equal to the input value, an Inexact exception is raised. When the input is infinite, NaN or out-of-range, the instruction returns {for the corresponding result value} the most negative integer representable in the destination size, and an Invalid Operation floating-point exception is raised.

This instruction can generate a floating-point exception. Depending on the settings in FPCR, the exception results in either a flag being set in FPSR or a synchronous exception being generated. For more information, see *Floating-point exceptions and exception traps*.

Depending on the settings in the CPACR_EL1, CPTR_EL2, and CPTR_EL3 registers, and the current Security state and Exception level, an attempt to execute the instruction might be trapped.

Floating-point
(FEAT_FRINTTS)

31	30	29	28	27	26	25	24	23	22	21	20	19	18	17	16	15	14	13	12	11	10	9	8	7	6	5	4	3	2	1	0
0	0	0	1	1	1	1	0	0	x	1	0	1	0	0	1	1	1	0	0	0	0	Rn				Rd					
M		S		ftype						op																					

Encoding for the Single-precision variant

Applies when (ftype == 00)

```
FRINT64X <Sd>, <Sn>
```

Encoding for the Double-precision variant

Applies when (ftype == 01)

```
FRINT64X <Dd>, <Dn>
```

Decode for all variants of this encoding

```
if !IsFeatureImplemented(FEAT_FRINTTS) then EndOfDecode(Decode_UNDEF);
if ftype IN {'1x'} then EndOfDecode(Decode_UNDEF);

constant integer d = UInt(Rd);
constant integer n = UInt(Rn);
constant integer esize = 32 << UInt(ftype<0>);
constant integer intsize = 64;
```

Assembler Symbols

- <Sd> Is the 32-bit name of the SIMD&FP destination register, encoded in the "Rd" field.
- <Sn> Is the 32-bit name of the SIMD&FP source register, encoded in the "Rn" field.
- <Dd> Is the 64-bit name of the SIMD&FP destination register, encoded in the "Rd" field.
- <Dn> Is the 64-bit name of the SIMD&FP source register, encoded in the "Rn" field.

Operation

```
CheckFPEEnabled64();  
  
constant bits(esize) operand = V[n, esize];  
constant FPRounding rounding = FPRoundingMode(FPCR);  
bits(128) result = if IsMerging(FPCR) then V[d, 128] else Zeros(128);  
  
Elem[result, 0, esize] = FPRoundIntN(operand, FPCR, rounding, intsize);  
  
V[d, 128] = result;
```

Internal version only: aarchmrs v2025-03_rel, pseudocode v2025-03_rel ; Build timestamp: 2025-03-21T17:41

Copyright © 2010-2025 Arm Limited or its affiliates. All rights reserved. This document is Non-Confidential.

FRINT64X (vector)

Floating-point round to 64-bit integer, using current rounding mode (vector)

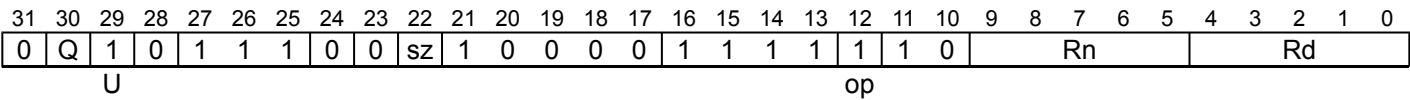
This instruction rounds a vector of floating-point values in the SIMD&FP source register to integral floating-point values that fit into a 64-bit integer size using the rounding mode that is determined by the FPCR, and writes the result to the SIMD&FP destination register.

A zero input returns a zero result with the same sign. When one of the result values is not numerically equal to the corresponding input value, an Inexact exception is raised. When an input is infinite, NaN or out-of-range, the instruction returns for the corresponding result value the most negative integer representable in the destination size, and an Invalid Operation floating-point exception is raised.

This instruction can generate a floating-point exception. Depending on the settings in FPCR, the exception results in either a flag being set in FPSR or a synchronous exception being generated. For more information, see *Floating-point exceptions and exception traps*.

Depending on the settings in the CPACR_EL1, CPTR_EL2, and CPTR_EL3 registers, and the current Security state and Exception level, an attempt to execute the instruction might be trapped.

Vector single-precision and double-precision (FEAT_FRINTTS)



Encoding

FRINT64X <Vd>.<T>, <Vn>.<T>

Decode for this encoding

```
if !IsFeatureImplemented(FEAT_FRINTTS) then EndOfDecode(Decode_UNDEF);
if sz:Q == '10' then EndOfDecode(Decode_UNDEF);
constant integer d = UInt(Rd);
constant integer n = UInt(Rn);

constant integer esize = 32 << UInt(sz);
constant integer datasize = 64 << UInt(Q);
constant integer elements = datasize DIV esize;
constant integer intsize = 64;
```

Assembler Symbols

<Vd> Is the name of the SIMD&FP destination register, encoded in the "Rd" field.

<T> Is an arrangement specifier, encoded in “sz:Q”:

sz	Q	<T>
0	0	2S
0	1	4S
1	0	RESERVED
1	1	2D

<Vn> Is the name of the SIMD&FP source register, encoded in the "Rn" field.

Operation

```
CheckFPAdvSIMDEnabled64();  
constant bits(datasize) operand = V[n, datasize];  
bits(datasize) result;  
constant FPRounding rounding = FPRoundingMode(FPCR);  
bits(esize) element;  
  
for e = 0 to elements-1  
    element = Elem[operand, e, esize];  
    Elem[result, e, esize] = FPRoundIntN(element, FPCR, rounding, intsize);  
  
V[d, datasize] = result;
```

Internal version only: aarchmrs v2025-03_rel, pseudocode v2025-03_rel ; Build timestamp: 2025-03-21T17:41

Copyright © 2010-2025 Arm Limited or its affiliates. All rights reserved. This document is Non-Confidential.

FRINT64Z (scalar)

Floating-point round to 64-bit integer toward zero (scalar)

This instruction rounds a floating-point value in the SIMD&FP source register to an integral floating-point value that fits into a 64-bit integer size using the Round towards Zero rounding mode, and writes the result to the SIMD&FP destination register.

A zero input returns a zero result with the same sign. When the result value is not numerically equal to the {corresponding} input value, an Inexact exception is raised. When the input is infinite, NaN or out-of-range, the instruction returns {for the corresponding result value} the most negative integer representable in the destination size, and an Invalid Operation floating-point exception is raised.

This instruction can generate a floating-point exception. Depending on the settings in FPCR, the exception results in either a flag being set in FPSR or a synchronous exception being generated. For more information, see [Floating-point exceptions and exception traps](#).

Depending on the settings in the CPACR_EL1, CPTR_EL2, and CPTR_EL3 registers, and the current Security state and Exception level, an attempt to execute the instruction might be trapped.

Floating-point (FEAT_FRINTTS)

31	30	29	28	27	26	25	24	23	22	21	20	19	18	17	16	15	14	13	12	11	10	9	8	7	6	5	4	3	2	1	0
0	0	0	1	1	1	1	0	0	x	1	0	1	0	0	1	0	1	0	0	0	0	Rn					Rd				
M		S		ftype						op																					

Encoding for the Single-precision variant

Applies when (ftype == 00)

FRINT64Z <Sd>, <Sn>

Encoding for the Double-precision variant

Applies when (ftype == 01)

FRINT64Z <Dd>, <Dn>

Decode for all variants of this encoding

```
if !IsFeatureImplemented(FEAT_FRINTTS) then EndOfDecode(Decode_UNDEF);
if ftype IN {'1x'} then EndOfDecode(Decode_UNDEF);

constant integer d = UInt(Rd);
constant integer n = UInt(Rn);
constant integer esize = 32 << UInt(ftype<0>);
constant integer intsize = 64;

constant FPRounding rounding = FPRounding_ZERO;
```

Assembler Symbols

- <Sd> Is the 32-bit name of the SIMD&FP destination register, encoded in the "Rd" field.
- <Sn> Is the 32-bit name of the SIMD&FP source register, encoded in the "Rn" field.
- <Dd> Is the 64-bit name of the SIMD&FP destination register, encoded in the "Rd" field.
- <Dn> Is the 64-bit name of the SIMD&FP source register, encoded in the "Rn" field.

Operation

```
CheckFPEEnabled64();  
  
constant bits(esize) operand = V[n, esize];  
bits(128) result = if IsMerging(FPCR) then V[d, 128] else Zeros(128);  
  
Elem[result, 0, esize] = FPRoundIntN(operand, FPCR, rounding, intsize);  
  
V[d, 128] = result;
```

Internal version only: aarchmrs v2025-03_rel, pseudocode v2025-03_rel ; Build timestamp: 2025-03-21T17:41

Copyright © 2010-2025 Arm Limited or its affiliates. All rights reserved. This document is Non-Confidential.

FRINT64Z (vector)

Floating-point round to 64-bit integer toward zero (vector)

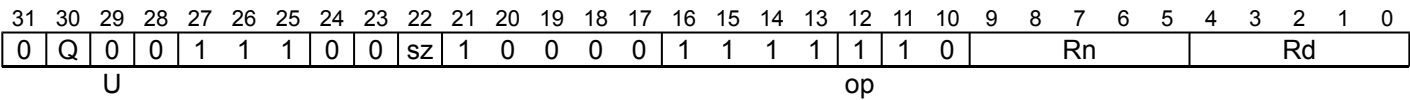
This instruction rounds a vector of floating-point values in the SIMD&FP source register to integral floating-point values that fit into a 64-bit integer size using the Round towards Zero rounding mode, and writes the result to the SIMD&FP destination register.

A zero input returns a zero result with the same sign. When one of the result values is not numerically equal to the corresponding input value, an Inexact exception is raised. When an input is infinite, NaN or out-of-range, the instruction returns for the corresponding result value the most negative integer representable in the destination size, and an Invalid Operation floating-point exception is raised.

This instruction can generate a floating-point exception. Depending on the settings in FPCR, the exception results in either a flag being set in FPSR or a synchronous exception being generated. For more information, see *Floating-point exceptions and exception traps*.

Depending on the settings in the CPACR_EL1, CPTR_EL2, and CPTR_EL3 registers, and the current Security state and Exception level, an attempt to execute the instruction might be trapped.

Vector single-precision and double-precision (FEAT_FRINTTS)



Encoding

```
FRINT64Z <Vd>.<T>, <Vn>.<T>
```

Decode for this encoding

```
if !IsFeatureImplemented(FEAT_FRINTTS) then EndOfDecode(Decode_UNDEF);
if sz:Q == '10' then EndOfDecode(Decode_UNDEF);
constant integer d = UInt(Rd);
constant integer n = UInt(Rn);

constant integer esize = 32 << UInt(sz);
constant integer datasize = 64 << UInt(Q);
constant integer elements = datasize DIV esize;
constant integer intsize = 64;
constant FPRounding rounding = FPRounding_ZERO;
```

Assembler Symbols

<Vd> Is the name of the SIMD&FP destination register, encoded in the "Rd" field.

<T> Is an arrangement specifier, encoded in “sz:Q”:

sz	Q	<T>
0	0	2S
0	1	4S
1	0	RESERVED
1	1	2D

<Vn> Is the name of the SIMD&FP source register, encoded in the "Rn" field.

Operation

```
CheckFPAdvSIMDEnabled64();  
constant bits(datasize) operand = V[n, datasize];  
bits(datasize) result;  
bits(esize) element;  
  
for e = 0 to elements-1  
    element = Elem[operand, e, esize];  
    Elem[result, e, esize] = FPRoundIntN(element, FPCR, rounding, intsize);  
  
V[d, datasize] = result;
```

Internal version only: aarchmrs v2025-03_rel, pseudocode v2025-03_rel ; Build timestamp: 2025-03-21T17:41

Copyright © 2010-2025 Arm Limited or its affiliates. All rights reserved. This document is Non-Confidential.

FRINTA (scalar)

Floating-point round to integral, to nearest with ties to away (scalar)

This instruction rounds a floating-point value in the SIMD&FP source register to an integral floating-point value of the same size using the Round to Nearest with Ties to Away rounding mode, and writes the result to the SIMD&FP destination register.
A zero input gives a zero result with the same sign, an infinite input gives an infinite result with the same sign, and a NaN is propagated as for normal arithmetic.

This instruction can generate a floating-point exception. Depending on the settings in FPCR, the exception results in either a flag being set in FPSR or a synchronous exception being generated. For more information, see [Floating-point exceptions and exception traps](#).

Depending on the settings in the CPACR_EL1, CPTR_EL2, and CPTR_EL3 registers, and the current Security state and Exception level, an attempt to execute the instruction might be trapped.

31	30	29	28	27	26	25	24	23	22	21	20	19	18	17	16	15	14	13	12	11	10	9	8	7	6	5	4	3	2	1	0	
0	0	0	1	1	1	1	0	ftype	1	0	0	1	1	0	0	1	0	0	0	0	Rn						Rd					
M				S				rmode																								

Encoding for the Half-precision variant (FEAT_FP16)

Applies when (ftype == 11)

FRINTA <Hd>, <Hn>

Encoding for the Single-precision variant (FEAT_FP)

Applies when (ftype == 00)

FRINTA <Sd>, <Sn>

Encoding for the Double-precision variant (FEAT_FP)

Applies when (ftype == 01)

FRINTA <Dd>, <Dn>

Decode for all variants of this encoding

```
if !IsFeatureImplemented(FEAT_FP) then EndOfDecode(Decode_UNDEF);
if ftype == '10' then EndOfDecode(Decode_UNDEF);
if ftype == '11' && !IsFeatureImplemented(FEAT_FP16) then EndOfDecode(Decode_UNDEF);

constant integer d = UInt(Rd);
constant integer n = UInt(Rn);

constant integer esize = 8 << UInt(ftype EOR '10');
constant boolean exact = FALSE;
constant FPRounding rounding = FPRounding_TIEAWAY;
```

Assembler Symbols

- <Hd> Is the 16-bit name of the SIMD&FP destination register, encoded in the "Rd" field.
- <Hn> Is the 16-bit name of the SIMD&FP source register, encoded in the "Rn" field.
- <Sd> Is the 32-bit name of the SIMD&FP destination register, encoded in the "Rd" field.
- <Sn> Is the 32-bit name of the SIMD&FP source register, encoded in the "Rn" field.
- <Dd> Is the 64-bit name of the SIMD&FP destination register, encoded in the "Rd" field.
- <Dn> Is the 64-bit name of the SIMD&FP source register, encoded in the "Rn" field.

Operation

```
CheckFPEnabled64();  
  
constant bits(esize) operand = V[n, esize];  
bits(128) result = if IsMerging(FPCR) then V[d, 128] else Zeros(128);  
  
Elem[result, 0, esize] = FPRoundInt(operand, FPCR, rounding, exact);  
  
V[d, 128] = result;
```

Internal version only: aarchmrs v2025-03_rel, pseudocode v2025-03_rel ; Build timestamp: 2025-03-21T17:41

Copyright © 2010-2025 Arm Limited or its affiliates. All rights reserved. This document is Non-Confidential.

FRINTA (vector)

Floating-point round to integral, to nearest with ties to away (vector)

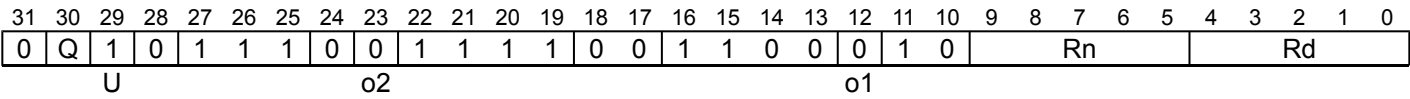
This instruction rounds a vector of floating-point values in the SIMD&FP source register to integral floating-point values of the same size using the Round to Nearest with Ties to Away rounding mode, and writes the result to the SIMD&FP destination register.
A zero input gives a zero result with the same sign, an infinite input gives an infinite result with the same sign, and a NaN is propagated as for normal arithmetic.

This instruction can generate a floating-point exception. Depending on the settings in FPCR, the exception results in either a flag being set in FPSR or a synchronous exception being generated. For more information, see [Floating-point exceptions and exception traps](#).

Depending on the settings in the CPACR_EL1, CPTR_EL2, and CPTR_EL3 registers, and the current Security state and Exception level, an attempt to execute the instruction might be trapped.

It has encodings from 2 classes: [Half-precision](#) and [Single-precision and double-precision](#)

Half-precision (FEAT_AdvSIMD && FEAT_FP16)



Encoding

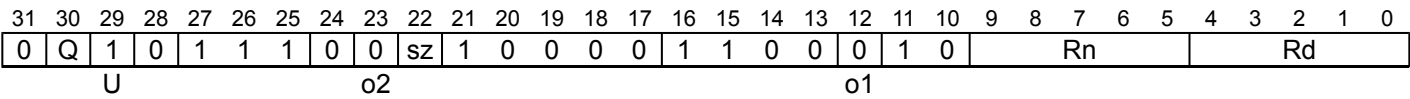
FRINTA <Vd>.<T>, <Vn>.<T>

Decode for this encoding

```
if !IsFeatureImplemented(FEAT_AdvSIMD) then EndOfDecode(Decode_UNDEF);
if !IsFeatureImplemented(FEAT_FP16) then EndOfDecode(Decode_UNDEF);
constant integer d = UInt(Rd);
constant integer n = UInt(Rn);
constant integer esize = 16;
constant integer datasize = 64 << UInt(Q);
constant integer elements = datasize DIV esize;

constant boolean exact = FALSE;
constant FPRounding rounding = FPRounding_TIEAWAY;
```

Single-precision and double-precision (FEAT_AdvSIMD)



Encoding

FRINTA <Vd>.<T>, <Vn>.<T>

Decode for this encoding

```
if !IsFeatureImplemented(FEAT_AdvSIMD) then EndOfDecode(Decode_UNDEF);
if sz:Q == '10' then EndOfDecode(Decode_UNDEF);
constant integer d = UInt(Rd);
constant integer n = UInt(Rn);
constant integer esize = 32 << UInt(sz);
constant integer datasize = 64 << UInt(Q);
constant integer elements = datasize DIV esize;

constant boolean exact = FALSE;
constant FPRounding rounding = FPRounding_TIEAWAY;
```

Assembler Symbols

<Vd> Is the name of the SIMD&FP destination register, encoded in the "Rd" field.

<T> For the "Half-precision" variant: is an arrangement specifier, encoded in “Q”:

Q	<T>
0	4H
1	8H

For the "Single-precision and double-precision" variant: is an arrangement specifier, encoded in “sz:Q”:

sz	Q	<T>
0	0	2S
0	1	4S
1	0	RESERVED
1	1	2D

<Vn> Is the name of the SIMD&FP source register, encoded in the "Rn" field.

Operation

```
CheckFPAdvSIMDEnabled64();
constant bits(datasize) operand = V[n, datasize];
bits(datasize) result;
bits(esize) element;

for e = 0 to elements-1
    element = Elem[operand, e, esize];
    Elem[result, e, esize] = FPRoundInt(element, FPCR, rounding, exact);

V[d, datasize] = result;
```

FRINTI (scalar)

Floating-point round to integral, using current rounding mode (scalar)

This instruction rounds a floating-point value in the SIMD&FP source register to an integral floating-point value of the same size using the rounding mode that is determined by the FPCR, and writes the result to the SIMD&FP destination register.
A zero input gives a zero result with the same sign, an infinite input gives an infinite result with the same sign, and a NaN is propagated as for normal arithmetic.

This instruction can generate a floating-point exception. Depending on the settings in FPCR, the exception results in either a flag being set in FPSR or a synchronous exception being generated. For more information, see *Floating-point exceptions and exception traps*.

Depending on the settings in the CPACR_EL1, CPTR_EL2, and CPTR_EL3 registers, and the current Security state and Exception level, an attempt to execute the instruction might be trapped.

31	30	29	28	27	26	25	24	23	22	21	20	19	18	17	16	15	14	13	12	11	10	9	8	7	6	5	4	3	2	1	0
0	0	0	1	1	1	1	0	ftype	1	0	0	1	1	1	1	0	0	0	0												
M				S				rmode																Rn				Rd			

Encoding for the Half-precision variant (FEAT_FP16)

Applies when (ftype == 11)

```
FRINTI <Hd>, <Hn>
```

Encoding for the Single-precision variant (FEAT_FP)

Applies when (ftype == 00)

```
FRINTI <Sd>, <Sn>
```

Encoding for the Double-precision variant (FEAT_FP)

Applies when (ftype == 01)

```
FRINTI <Dd>, <Dn>
```

Decode for all variants of this encoding

```
if !IsFeatureImplemented(FEAT_FP) then EndOfDecode(Decode_UNDEF);
if ftype == '10' then EndOfDecode(Decode_UNDEF);
if ftype == '11' && !IsFeatureImplemented(FEAT_FP16) then EndOfDecode(Decode_UNDEF);

constant integer d = UInt(Rd);
constant integer n = UInt(Rn);

constant integer esize = 8 << UInt(ftype EOR '10');
constant boolean exact = FALSE;
```

Assembler Symbols

- <Hd> Is the 16-bit name of the SIMD&FP destination register, encoded in the "Rd" field.
- <Hn> Is the 16-bit name of the SIMD&FP source register, encoded in the "Rn" field.
- <Sd> Is the 32-bit name of the SIMD&FP destination register, encoded in the "Rd" field.
- <Sn> Is the 32-bit name of the SIMD&FP source register, encoded in the "Rn" field.
- <Dd> Is the 64-bit name of the SIMD&FP destination register, encoded in the "Rd" field.
- <Dn> Is the 64-bit name of the SIMD&FP source register, encoded in the "Rn" field.

Operation

```
CheckFPEEnabled64();  
  
constant bits(esize) operand = V[n, esize];  
constant FPRounding rounding = FPRoundingMode(FPCR);  
bits(128) result = if IsMerging(FPCR) then V[d, 128] else Zeros(128);  
  
Elem[result, 0, esize] = FPRoundInt(operand, FPCR, rounding, exact);  
  
V[d, 128] = result;
```

Internal version only: aarchmrs v2025-03_rel, pseudocode v2025-03_rel ; Build timestamp: 2025-03-21T17:41

Copyright © 2010-2025 Arm Limited or its affiliates. All rights reserved. This document is Non-Confidential.

FRINTI (vector)

Floating-point round to integral, using current rounding mode (vector)

This instruction rounds a vector of floating-point values in the SIMD&FP source register to integral floating-point values of the same size using the rounding mode that is determined by the FPCR, and writes the result to the SIMD&FP destination register.

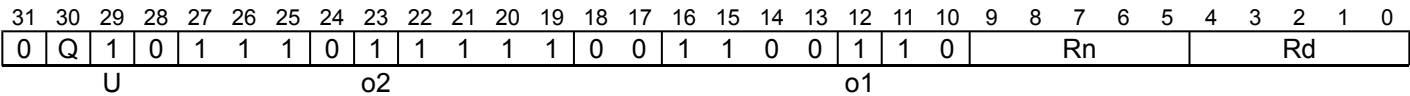
A zero input gives a zero result with the same sign, an infinite input gives an infinite result with the same sign, and a NaN is propagated as for normal arithmetic.

This instruction can generate a floating-point exception. Depending on the settings in FPCR, the exception results in either a flag being set in FPSR or a synchronous exception being generated. For more information, see [Floating-point exceptions and exception traps](#).

Depending on the settings in the CPACR_EL1, CPTR_EL2, and CPTR_EL3 registers, and the current Security state and Exception level, an attempt to execute the instruction might be trapped.

It has encodings from 2 classes: [Half-precision](#) and [Single-precision and double-precision](#)

Half-precision (FEAT_AdvSIMD && FEAT_FP16)



Encoding

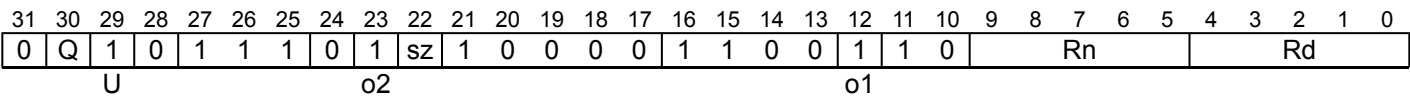
FRINTI <Vd>.<T>, <Vn>.<T>

Decode for this encoding

```
if !IsFeatureImplemented(FEAT_AdvSIMD) then EndOfDecode(Decode_UNDEF);
if !IsFeatureImplemented(FEAT_FP16) then EndOfDecode(Decode_UNDEF);
constant integer d = UInt(Rd);
constant integer n = UInt(Rn);
constant integer esize = 16;
constant integer datasize = 64 << UInt(Q);
constant integer elements = datasize DIV esize;

constant boolean exact = FALSE;
```

Single-precision and double-precision (FEAT_AdvSIMD)



Encoding

FRINTI <Vd>.<T>, <Vn>.<T>

Decode for this encoding

```
if !IsFeatureImplemented(FEAT_AdvSIMD) then EndOfDecode(Decode_UNDEF);
if sz:Q == '10' then EndOfDecode(Decode_UNDEF);
constant integer d = UInt(Rd);
constant integer n = UInt(Rn);
constant integer esize = 32 << UInt(sz);
constant integer datasize = 64 << UInt(Q);
constant integer elements = datasize DIV esize;

constant boolean exact = FALSE;
```

Assembler Symbols

<Vd> Is the name of the SIMD&FP destination register, encoded in the "Rd" field.

<T> For the "Half-precision" variant: is an arrangement specifier, encoded in “Q”:

Q	<T>
0	4H
1	8H

For the "Single-precision and double-precision" variant: is an arrangement specifier, encoded in “sz:Q”:

sz	Q	<T>
0	0	2S
0	1	4S
1	0	RESERVED
1	1	2D

<Vn> Is the name of the SIMD&FP source register, encoded in the "Rn" field.

Operation

```
CheckFPAdvSIMDEnabled64();
constant bits(datasize) operand = V[n, datasize];
bits(datasize) result;
bits(esize) element;
constant FPRounding rounding = FPRoundingMode(FPCR);

for e = 0 to elements-1
    element = Elem[operand, e, esize];
    Elem[result, e, esize] = FPRoundInt(element, FPCR, rounding, exact);

V[d, datasize] = result;
```

FRINTM (scalar)

Floating-point round to integral, toward minus infinity (scalar)

This instruction rounds a floating-point value in the SIMD&FP source register to an integral floating-point value of the same size using the Round towards Minus Infinity rounding mode, and writes the result to the SIMD&FP destination register.
A zero input gives a zero result with the same sign, an infinite input gives an infinite result with the same sign, and a NaN is propagated as for normal arithmetic.

This instruction can generate a floating-point exception. Depending on the settings in FPCR, the exception results in either a flag being set in FPSR or a synchronous exception being generated. For more information, see [Floating-point exceptions and exception traps](#).

Depending on the settings in the CPACR_EL1, CPTR_EL2, and CPTR_EL3 registers, and the current Security state and Exception level, an attempt to execute the instruction might be trapped.

31	30	29	28	27	26	25	24	23	22	21	20	19	18	17	16	15	14	13	12	11	10	9	8	7	6	5	4	3	2	1	0
0	0	0	1	1	1	1	0	ftype		1	0	0	1	0	1	0	1	0	0	0	0	Rn				Rd					
M		S		rmode																											

Encoding for the Half-precision variant (FEAT_FP16)

Applies when (ftype == 11)

FRINTM <Hd>, <Hn>

Encoding for the Single-precision variant (FEAT_FP)

Applies when (ftype == 00)

FRINTM <Sd>, <Sn>

Encoding for the Double-precision variant (FEAT_FP)

Applies when (ftype == 01)

FRINTM <Dd>, <Dn>

Decode for all variants of this encoding

```
if !IsFeatureImplemented(FEAT_FP) then EndOfDecode(Decode_UNDEF);
if ftype == '10' then EndOfDecode(Decode_UNDEF);
if ftype == '11' && !IsFeatureImplemented(FEAT_FP16) then EndOfDecode(Decode_UNDEF);

constant integer d = UInt(Rd);
constant integer n = UInt(Rn);

constant integer esize = 8 << UInt(ftype EOR '10');
constant boolean exact = FALSE;
constant FPRounding rounding = FPRounding_NEGINF;
```

Assembler Symbols

- <Hd> Is the 16-bit name of the SIMD&FP destination register, encoded in the "Rd" field.
- <Hn> Is the 16-bit name of the SIMD&FP source register, encoded in the "Rn" field.
- <Sd> Is the 32-bit name of the SIMD&FP destination register, encoded in the "Rd" field.
- <Sn> Is the 32-bit name of the SIMD&FP source register, encoded in the "Rn" field.
- <Dd> Is the 64-bit name of the SIMD&FP destination register, encoded in the "Rd" field.
- <Dn> Is the 64-bit name of the SIMD&FP source register, encoded in the "Rn" field.

Operation

```
CheckFPEEnabled64();  
  
constant bits(esize) operand = V[n, esize];  
bits(128) result = if IsMerging(FPCR) then V[d, 128] else Zeros(128);  
  
Elem[result, 0, esize] = FPRoundInt(operand, FPCR, rounding, exact);  
  
V[d, 128] = result;
```

Internal version only: aarchmrs v2025-03_rel, pseudocode v2025-03_rel ; Build timestamp: 2025-03-21T17:41

Copyright © 2010-2025 Arm Limited or its affiliates. All rights reserved. This document is Non-Confidential.

FRINTM (vector)

Floating-point round to integral, toward minus infinity (vector)

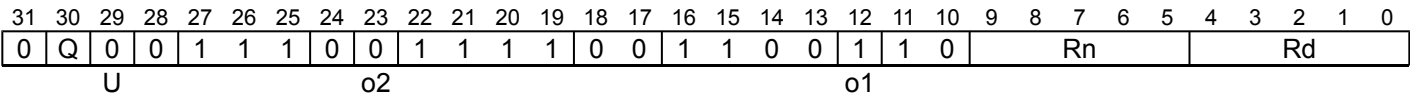
This instruction rounds a vector of floating-point values in the SIMD&FP source register to integral floating-point values of the same size using the Round towards Minus Infinity rounding mode, and writes the result to the SIMD&FP destination register.
A zero input gives a zero result with the same sign, an infinite input gives an infinite result with the same sign, and a NaN is propagated as for normal arithmetic.

This instruction can generate a floating-point exception. Depending on the settings in FPCR, the exception results in either a flag being set in FPSR or a synchronous exception being generated. For more information, see [Floating-point exceptions and exception traps](#).

Depending on the settings in the CPACR_EL1, CPTR_EL2, and CPTR_EL3 registers, and the current Security state and Exception level, an attempt to execute the instruction might be trapped.

It has encodings from 2 classes: [Half-precision](#) and [Single-precision and double-precision](#)

Half-precision (FEAT_AdvSIMD && FEAT_FP16)



Encoding

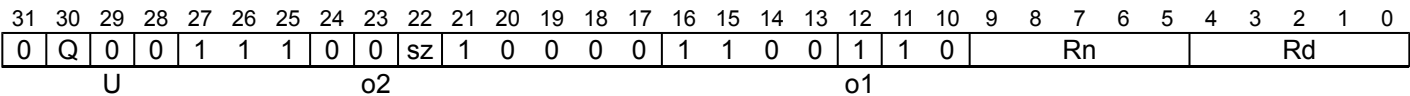
FRINTM <Vd>.<T>, <Vn>.<T>

Decode for this encoding

```
if !IsFeatureImplemented(FEAT_AdvSIMD) then EndOfDecode(Decode_UNDEF);
if !IsFeatureImplemented(FEAT_FP16) then EndOfDecode(Decode_UNDEF);
constant integer d = UInt(Rd);
constant integer n = UInt(Rn);
constant integer esize = 16;
constant integer datasize = 64 << UInt(Q);
constant integer elements = datasize DIV esize;

constant boolean exact = FALSE;
constant FPRounding rounding = FPRounding_NEGINF;
```

Single-precision and double-precision (FEAT_AdvSIMD)



Encoding

FRINTM <Vd>.<T>, <Vn>.<T>

Decode for this encoding

```
if !IsFeatureImplemented(FEAT_AdvSIMD) then EndOfDecode(Decode_UNDEF);
if sz:Q == '10' then EndOfDecode(Decode_UNDEF);
constant integer d = UInt(Rd);
constant integer n = UInt(Rn);
constant integer esize = 32 << UInt(sz);
constant integer datasize = 64 << UInt(Q);
constant integer elements = datasize DIV esize;

constant boolean exact = FALSE;
constant FPRounding rounding = FPRounding_NEGINF;
```

Assembler Symbols

<Vd> Is the name of the SIMD&FP destination register, encoded in the "Rd" field.

<T> For the "Half-precision" variant: is an arrangement specifier, encoded in “Q”:

Q	<T>
0	4H
1	8H

For the "Single-precision and double-precision" variant: is an arrangement specifier, encoded in “sz:Q”:

sz	Q	<T>
0	0	2S
0	1	4S
1	0	RESERVED
1	1	2D

<Vn> Is the name of the SIMD&FP source register, encoded in the "Rn" field.

Operation

```
CheckFPAdvSIMDEnabled64();
constant bits(datasize) operand = V[n, datasize];
bits(datasize) result;
bits(esize) element;

for e = 0 to elements-1
    element = Elem[operand, e, esize];
    Elem[result, e, esize] = FPRoundInt(element, FPCR, rounding, exact);

V[d, datasize] = result;
```

FRINTN (scalar)

Floating-point round to integral, to nearest with ties to even (scalar)

This instruction rounds a floating-point value in the SIMD&FP source register to an integral floating-point value of the same size using the Round to Nearest rounding mode, and writes the result to the SIMD&FP destination register.
A zero input gives a zero result with the same sign, an infinite input gives an infinite result with the same sign, and a NaN is propagated as for normal arithmetic.

This instruction can generate a floating-point exception. Depending on the settings in FPCR, the exception results in either a flag being set in FPSR or a synchronous exception being generated. For more information, see *Floating-point exceptions and exception traps*.

Depending on the settings in the CPACR_EL1, CPTR_EL2, and CPTR_EL3 registers, and the current Security state and Exception level, an attempt to execute the instruction might be trapped.

31	30	29	28	27	26	25	24	23	22	21	20	19	18	17	16	15	14	13	12	11	10	9	8	7	6	5	4	3	2	1	0
0	0	0	1	1	1	1	0	ftype		1	0	0	1	0	0	0	1	0	0	0	0	Rn				Rd					
M		S		rmode																											

Encoding for the Half-precision variant
(FEAT_FP16)

Applies when (ftype == 11)

```
FRINTN <Hd>, <Hn>
```

Encoding for the Single-precision variant
(FEAT_FP)

Applies when (ftype == 00)

```
FRINTN <Sd>, <Sn>
```

Encoding for the Double-precision variant
(FEAT_FP)

Applies when (ftype == 01)

```
FRINTN <Dd>, <Dn>
```

Decode for all variants of this encoding

```
if !IsFeatureImplemented(FEAT_FP) then EndOfDecode(Decode_UNDEF);
if ftype == '10' then EndOfDecode(Decode_UNDEF);
if ftype == '11' && !IsFeatureImplemented(FEAT_FP16) then EndOfDecode(Decode_UNDEF);

constant integer d = UInt(Rd);
constant integer n = UInt(Rn);

constant integer esize = 8 << UInt(ftype EOR '10');
constant boolean exact = FALSE;
constant FPRounding rounding = FPRounding_TIEEVEN;
```

Assembler Symbols

- <Hd> Is the 16-bit name of the SIMD&FP destination register, encoded in the "Rd" field.
- <Hn> Is the 16-bit name of the SIMD&FP source register, encoded in the "Rn" field.
- <Sd> Is the 32-bit name of the SIMD&FP destination register, encoded in the "Rd" field.
- <Sn> Is the 32-bit name of the SIMD&FP source register, encoded in the "Rn" field.
- <Dd> Is the 64-bit name of the SIMD&FP destination register, encoded in the "Rd" field.
- <Dn> Is the 64-bit name of the SIMD&FP source register, encoded in the "Rn" field.

Operation

```
CheckFPEEnabled64();  
  
constant bits(esize) operand = V[n, esize];  
bits(128) result = if IsMerging(FPCR) then V[d, 128] else Zeros(128);  
  
Elem[result, 0, esize] = FPRoundInt(operand, FPCR, rounding, exact);  
  
V[d, 128] = result;
```

Internal version only: aarchmrs v2025-03_rel, pseudocode v2025-03_rel ; Build timestamp: 2025-03-21T17:41

Copyright © 2010-2025 Arm Limited or its affiliates. All rights reserved. This document is Non-Confidential.

FRINTN (vector)

Floating-point round to integral, to nearest with ties to even (vector)

This instruction rounds a vector of floating-point values in the SIMD&FP source register to integral floating-point values of the same size using the Round to Nearest rounding mode, and writes the result to the SIMD&FP destination register.
A zero input gives a zero result with the same sign, an infinite input gives an infinite result with the same sign, and a NaN is propagated as for normal arithmetic.

This instruction can generate a floating-point exception. Depending on the settings in FPCR, the exception results in either a flag being set in FPSR or a synchronous exception being generated. For more information, see *Floating-point exceptions and exception traps*.

Depending on the settings in the CPACR_EL1, CPTR_EL2, and CPTR_EL3 registers, and the current Security state and Exception level, an attempt to execute the instruction might be trapped.

It has encodings from 2 classes: [Half-precision](#) and [Single-precision and double-precision](#)

Half-precision
(FEAT_AdvSIMD && FEAT_FP16)

31	30	29	28	27	26	25	24	23	22	21	20	19	18	17	16	15	14	13	12	11	10	9	8	7	6	5	4	3	2	1	0
0	Q	0	0	1	1	1	0	0	1	1	1	1	0	0	1	1	0	0	0	1	0	Rn				Rd					
U				o2				o1																							

Encoding

FRINTN <Vd>.<T>, <Vn>.<T>

Decode for this encoding

```
if !IsFeatureImplemented(FEAT_AdvSIMD) then EndOfDecode(Decode_UNDEF);
if !IsFeatureImplemented(FEAT_FP16) then EndOfDecode(Decode_UNDEF);
constant integer d = UInt(Rd);
constant integer n = UInt(Rn);
constant integer esize = 16;
constant integer datasize = 64 << UInt(Q);
constant integer elements = datasize DIV esize;

constant boolean exact = FALSE;
constant FPRounding rounding = FPRounding_TIEEVEN;
```

Single-precision and double-precision
(FEAT_AdvSIMD)

31	30	29	28	27	26	25	24	23	22	21	20	19	18	17	16	15	14	13	12	11	10	9	8	7	6	5	4	3	2	1	0
0	Q	0	0	1	1	1	0	0	sz	1	0	0	0	0	1	1	0	0	0	1	0	Rn				Rd					
U				o2				o1																							

Encoding

FRINTN <Vd>.<T>, <Vn>.<T>

Decode for this encoding

```
if !IsFeatureImplemented(FEAT_AdvSIMD) then EndOfDecode(Decode_UNDEF);
if sz:Q == '10' then EndOfDecode(Decode_UNDEF);
constant integer d = UInt(Rd);
constant integer n = UInt(Rn);
constant integer esize = 32 << UInt(sz);
constant integer datasize = 64 << UInt(Q);
constant integer elements = datasize DIV esize;

constant boolean exact = FALSE;
constant FPRounding rounding = FPRounding_TIEEVEN;
```

Assembler Symbols

<Vd> Is the name of the SIMD&FP destination register, encoded in the "Rd" field.

<T> For the "Half-precision" variant: is an arrangement specifier, encoded in “Q”:

Q	<T>
0	4H
1	8H

For the "Single-precision and double-precision" variant: is an arrangement specifier, encoded in “sz:Q”:

sz	Q	<T>
0	0	2S
0	1	4S
1	0	RESERVED
1	1	2D

<Vn> Is the name of the SIMD&FP source register, encoded in the "Rn" field.

Operation

```
CheckFPAdvSIMDEnabled64();
constant bits(datasize) operand = V[n, datasize];
bits(datasize) result;
bits(esize) element;

for e = 0 to elements-1
    element = Elem[operand, e, esize];
    Elem[result, e, esize] = FPRoundInt(element, FPCR, rounding, exact);

V[d, datasize] = result;
```

FRINTP (scalar)

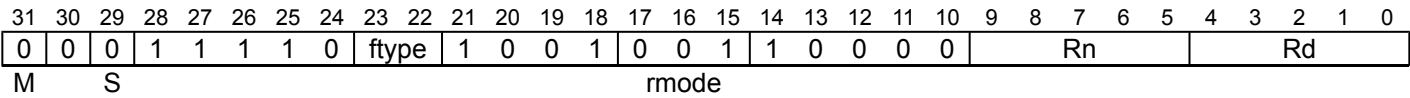
Floating-point round to integral, toward plus infinity (scalar)

This instruction rounds a floating-point value in the SIMD&FP source register to an integral floating-point value of the same size using the Round towards Plus Infinity rounding mode, and writes the result to the SIMD&FP destination register.

A zero input gives a zero result with the same sign, an infinite input gives an infinite result with the same sign, and a NaN is propagated as for normal arithmetic.

This instruction can generate a floating-point exception. Depending on the settings in FPCR, the exception results in either a flag being set in FPSR or a synchronous exception being generated. For more information, see *Floating-point exceptions and exception traps*.

Depending on the settings in the CPACR_EL1, CPTR_EL2, and CPTR_EL3 registers, and the current Security state and Exception level, an attempt to execute the instruction might be trapped.



Encoding for the Half-precision variant (FEAT_FP16)

Applies when (ftype == 11)

```
FRINTP <Hd>, <Hn>
```

Encoding for the Single-precision variant (FEAT_FP)

Applies when (ftype == 00)

```
FRINTP <Sd>, <Sn>
```

Encoding for the Double-precision variant (FEAT_FP)

Applies when (ftype == 01)

```
FRINTP <Dd>, <Dn>
```

Decode for all variants of this encoding

```
if !IsFeatureImplemented(FEAT_FP) then EndOfDecode(Decode_UNDEF);
if ftype == '10' then EndOfDecode(Decode_UNDEF);
if ftype == '11' && !IsFeatureImplemented(FEAT_FP16) then EndOfDecode(Decode_UNDEF);

constant integer d = UInt(Rd);
constant integer n = UInt(Rn);

constant integer esize = 8 << UInt(ftype EOR '10');
constant boolean exact = FALSE;
constant FPRounding rounding = FPRounding_POSINF;
```

Assembler Symbols

- <Hd> Is the 16-bit name of the SIMD&FP destination register, encoded in the "Rd" field.
- <Hn> Is the 16-bit name of the SIMD&FP source register, encoded in the "Rn" field.
- <Sd> Is the 32-bit name of the SIMD&FP destination register, encoded in the "Rd" field.
- <Sn> Is the 32-bit name of the SIMD&FP source register, encoded in the "Rn" field.
- <Dd> Is the 64-bit name of the SIMD&FP destination register, encoded in the "Rd" field.
- <Dn> Is the 64-bit name of the SIMD&FP source register, encoded in the "Rn" field.

Operation

```
CheckFPEnabled64();  
  
constant bits(esize) operand = V[n, esize];  
bits(128) result = if IsMerging(FPCR) then V[d, 128] else Zeros(128);  
  
Elem[result, 0, esize] = FPRoundInt(operand, FPCR, rounding, exact);  
  
V[d, 128] = result;
```

Internal version only: aarchmrs v2025-03_rel, pseudocode v2025-03_rel ; Build timestamp: 2025-03-21T17:41

Copyright © 2010-2025 Arm Limited or its affiliates. All rights reserved. This document is Non-Confidential.

FRINTP (vector)

Floating-point round to integral, toward plus infinity (vector)

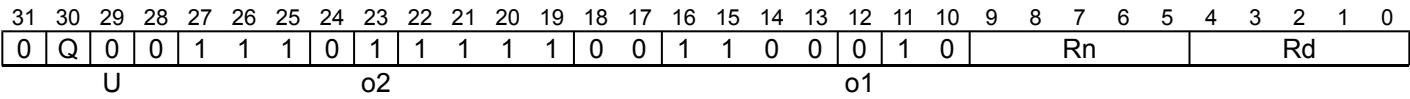
This instruction rounds a vector of floating-point values in the SIMD&FP source register to integral floating-point values of the same size using the Round towards Plus Infinity rounding mode, and writes the result to the SIMD&FP destination register.
A zero input gives a zero result with the same sign, an infinite input gives an infinite result with the same sign, and a NaN is propagated as for normal arithmetic.

This instruction can generate a floating-point exception. Depending on the settings in FPCR, the exception results in either a flag being set in FPSR or a synchronous exception being generated. For more information, see [Floating-point exceptions and exception traps](#).

Depending on the settings in the CPACR_EL1, CPTR_EL2, and CPTR_EL3 registers, and the current Security state and Exception level, an attempt to execute the instruction might be trapped.

It has encodings from 2 classes: [Half-precision](#) and [Single-precision and double-precision](#)

Half-precision
(FEAT_AdvSIMD && FEAT_FP16)



Encoding

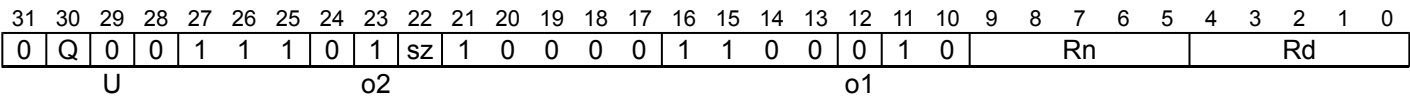
FRINTP <Vd>.<T>, <Vn>.<T>

Decode for this encoding

```
if !IsFeatureImplemented(FEAT_AdvSIMD) then EndOfDecode(Decode_UNDEF);
if !IsFeatureImplemented(FEAT_FP16) then EndOfDecode(Decode_UNDEF);
constant integer d = UInt(Rd);
constant integer n = UInt(Rn);
constant integer esize = 16;
constant integer datasize = 64 << UInt(Q);
constant integer elements = datasize DIV esize;

constant boolean exact = FALSE;
constant FPRounding rounding = FPRounding_POSINF;
```

Single-precision and double-precision
(FEAT_AdvSIMD)



Encoding

FRINTP <Vd>.<T>, <Vn>.<T>

Decode for this encoding

```
if !IsFeatureImplemented(FEAT_AdvSIMD) then EndOfDecode(Decode_UNDEF);
if sz:Q == '10' then EndOfDecode(Decode_UNDEF);
constant integer d = UInt(Rd);
constant integer n = UInt(Rn);
constant integer esize = 32 << UInt(sz);
constant integer datasize = 64 << UInt(Q);
constant integer elements = datasize DIV esize;

constant boolean exact = FALSE;
constant FPRounding rounding = FPRounding_POSINF;
```

Assembler Symbols

<Vd> Is the name of the SIMD&FP destination register, encoded in the "Rd" field.

<T> For the "Half-precision" variant: is an arrangement specifier, encoded in “Q”:

Q	<T>
0	4H
1	8H

For the "Single-precision and double-precision" variant: is an arrangement specifier, encoded in “sz:Q”:

sz	Q	<T>
0	0	2S
0	1	4S
1	0	RESERVED
1	1	2D

<Vn> Is the name of the SIMD&FP source register, encoded in the "Rn" field.

Operation

```
CheckFPAdvSIMDEnabled64();
constant bits(datasize) operand = V[n, datasize];
bits(datasize) result;
bits(esize) element;

for e = 0 to elements-1
    element = Elem[operand, e, esize];
    Elem[result, e, esize] = FPRoundInt(element, FPCR, rounding, exact);

V[d, datasize] = result;
```

FRINTX (scalar)

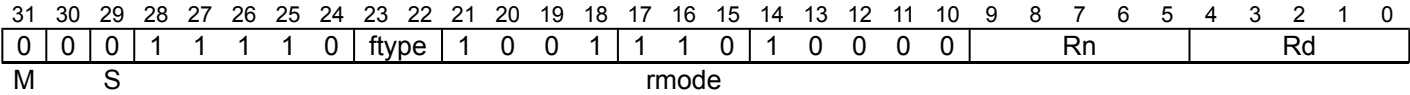
Floating-point round to integral exact, using current rounding mode (scalar)

This instruction rounds a floating-point value in the SIMD&FP source register to an integral floating-point value of the same size using the rounding mode that is determined by the FPCR, and writes the result to the SIMD&FP destination register.

When the result value is not numerically equal to the input value, an Inexact exception is raised. A zero input gives a zero result with the same sign, an infinite input gives an infinite result with the same sign, and a NaN is propagated as for normal arithmetic.

This instruction can generate a floating-point exception. Depending on the settings in FPCR, the exception results in either a flag being set in FPSR or a synchronous exception being generated. For more information, see [Floating-point exceptions and exception traps](#).

Depending on the settings in the CPACR_EL1, CPTR_EL2, and CPTR_EL3 registers, and the current Security state and Exception level, an attempt to execute the instruction might be trapped.



Encoding for the Half-precision variant (FEAT_FP16)

Applies when (ftype == 11)

```
FRINTX <Hd>, <Hn>
```

Encoding for the Single-precision variant (FEAT_FP)

Applies when (ftype == 00)

```
FRINTX <Sd>, <Sn>
```

Encoding for the Double-precision variant (FEAT_FP)

Applies when (ftype == 01)

```
FRINTX <Dd>, <Dn>
```

Decode for all variants of this encoding

```
if !IsFeatureImplemented(FEAT_FP) then EndOfDecode(Decode_UNDEF);
if ftype == '10' then EndOfDecode(Decode_UNDEF);
if ftype == '11' && !IsFeatureImplemented(FEAT_FP16) then EndOfDecode(Decode_UNDEF);

constant integer d = UInt(Rd);
constant integer n = UInt(Rn);

constant integer esize = 8 << UInt(ftype EOR '10');
constant boolean exact = TRUE;
```

Assembler Symbols

- <Hd> Is the 16-bit name of the SIMD&FP destination register, encoded in the "Rd" field.
- <Hn> Is the 16-bit name of the SIMD&FP source register, encoded in the "Rn" field.
- <Sd> Is the 32-bit name of the SIMD&FP destination register, encoded in the "Rd" field.
- <Sn> Is the 32-bit name of the SIMD&FP source register, encoded in the "Rn" field.
- <Dd> Is the 64-bit name of the SIMD&FP destination register, encoded in the "Rd" field.
- <Dn> Is the 64-bit name of the SIMD&FP source register, encoded in the "Rn" field.

Operation

```
CheckFPEEnabled64();  
  
constant bits(esize) operand = V[n, esize];  
constant FPRounding rounding = FPRoundingMode(FPCR);  
bits(128) result = if IsMerging(FPCR) then V[d, 128] else Zeros(128);  
  
Elem[result, 0, esize] = FPRoundInt(operand, FPCR, rounding, exact);  
  
V[d, 128] = result;
```

Internal version only: aarchmrs v2025-03_rel, pseudocode v2025-03_rel ; Build timestamp: 2025-03-21T17:41

Copyright © 2010-2025 Arm Limited or its affiliates. All rights reserved. This document is Non-Confidential.

FRINTX (vector)

Floating-point round to integral exact, using current rounding mode (vector)

This instruction rounds a vector of floating-point values in the SIMD&FP source register to integral floating-point values of the same size using the rounding mode that is determined by the FPCR, and writes the result to the SIMD&FP destination register.

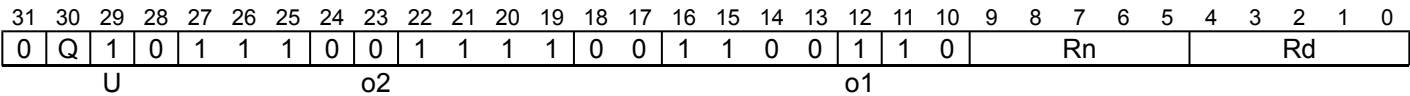
When a result value is not numerically equal to the corresponding input value, an Inexact exception is raised. A zero input gives a zero result with the same sign, an infinite input gives an infinite result with the same sign, and a NaN is propagated as for normal arithmetic.

This instruction can generate a floating-point exception. Depending on the settings in FPCR, the exception results in either a flag being set in FPSR or a synchronous exception being generated. For more information, see [Floating-point exceptions and exception traps](#).

Depending on the settings in the CPACR_EL1, CPTR_EL2, and CPTR_EL3 registers, and the current Security state and Exception level, an attempt to execute the instruction might be trapped.

It has encodings from 2 classes: [Half-precision](#) and [Single-precision and double-precision](#)

Half-precision (FEAT_AdvSIMD && FEAT_FP16)



Encoding

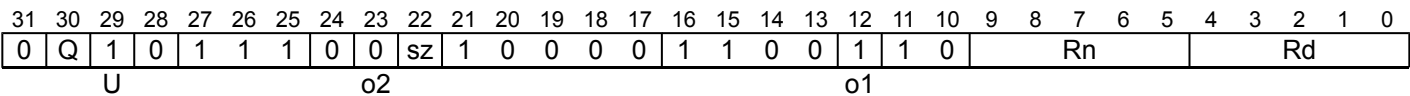
FRINTX <Vd>.<T>, <Vn>.<T>

Decode for this encoding

```
if !IsFeatureImplemented(FEAT_AdvSIMD) then EndOfDecode(Decode_UNDEF);
if !IsFeatureImplemented(FEAT_FP16) then EndOfDecode(Decode_UNDEF);
constant integer d = UInt(Rd);
constant integer n = UInt(Rn);
constant integer esize = 16;
constant integer datasize = 64 << UInt(Q);
constant integer elements = datasize DIV esize;

constant boolean exact = TRUE;
```

Single-precision and double-precision (FEAT_AdvSIMD)



Encoding

FRINTX <Vd>.<T>, <Vn>.<T>

Decode for this encoding

```
if !IsFeatureImplemented(FEAT_AdvSIMD) then EndOfDecode(Decode_UNDEF);
if sz:Q == '10' then EndOfDecode(Decode_UNDEF);
constant integer d = UInt(Rd);
constant integer n = UInt(Rn);
constant integer esize = 32 << UInt(sz);
constant integer datasize = 64 << UInt(Q);
constant integer elements = datasize DIV esize;

constant boolean exact = TRUE;
```

Assembler Symbols

<Vd> Is the name of the SIMD&FP destination register, encoded in the "Rd" field.

<T> For the "Half-precision" variant: is an arrangement specifier, encoded in “Q”:

Q	<T>
0	4H
1	8H

For the "Single-precision and double-precision" variant: is an arrangement specifier, encoded in “sz:Q”:

sz	Q	<T>
0	0	2S
0	1	4S
1	0	RESERVED
1	1	2D

<Vn> Is the name of the SIMD&FP source register, encoded in the "Rn" field.

Operation

```
CheckFPAdvSIMDEnabled64();
constant bits(datasize) operand = V[n, datasize];
bits(datasize) result;
bits(esize) element;
constant FPRounding rounding = FPRoundingMode(FPCR);

for e = 0 to elements-1
    element = Elem[operand, e, esize];
    Elem[result, e, esize] = FPRoundInt(element, FPCR, rounding, exact);

V[d, datasize] = result;
```

FRINTZ (scalar)

Floating-point round to integral, toward zero (scalar)

This instruction rounds a floating-point value in the SIMD&FP source register to an integral floating-point value of the same size using the Round towards Zero rounding mode, and writes the result to the SIMD&FP destination register.

A zero input gives a zero result with the same sign, an infinite input gives an infinite result with the same sign, and a NaN is propagated as for normal arithmetic.

This instruction can generate a floating-point exception. Depending on the settings in FPCR, the exception results in either a flag being set in FPSR or a synchronous exception being generated. For more information, see [Floating-point exceptions and exception traps](#).

Depending on the settings in the CPACR_EL1, CPTR_EL2, and CPTR_EL3 registers, and the current Security state and Exception level, an attempt to execute the instruction might be trapped.

31	30	29	28	27	26	25	24	23	22	21	20	19	18	17	16	15	14	13	12	11	10	9	8	7	6	5	4	3	2	1	0
0	0	0	1	1	1	1	0	ftype	1	0	0	1	0	1	1	1	0	0	0	0	0	Rn					Rd				
M			S			rmode																									

Encoding for the Half-precision variant (FEAT_FP16)

Applies when (ftype == 11)

FRINTZ <Hd>, <Hn>

Encoding for the Single-precision variant (FEAT_FP)

Applies when (ftype == 00)

FRINTZ <Sd>, <Sn>

Encoding for the Double-precision variant (FEAT_FP)

Applies when (ftype == 01)

FRINTZ <Dd>, <Dn>

Decode for all variants of this encoding

```
if !IsFeatureImplemented(FEAT_FP) then EndOfDecode(Decode_UNDEF);
if ftype == '10' then EndOfDecode(Decode_UNDEF);
if ftype == '11' && !IsFeatureImplemented(FEAT_FP16) then EndOfDecode(Decode_UNDEF);

constant integer d = UInt(Rd);
constant integer n = UInt(Rn);

constant integer esize = 8 << UInt(ftype EOR '10');
constant boolean exact = FALSE;
constant FPRounding rounding = FPRounding_ZERO;
```

Assembler Symbols

- <Hd> Is the 16-bit name of the SIMD&FP destination register, encoded in the "Rd" field.
- <Hn> Is the 16-bit name of the SIMD&FP source register, encoded in the "Rn" field.
- <Sd> Is the 32-bit name of the SIMD&FP destination register, encoded in the "Rd" field.
- <Sn> Is the 32-bit name of the SIMD&FP source register, encoded in the "Rn" field.
- <Dd> Is the 64-bit name of the SIMD&FP destination register, encoded in the "Rd" field.
- <Dn> Is the 64-bit name of the SIMD&FP source register, encoded in the "Rn" field.

Operation

```
CheckFPEnabled64();  
  
constant bits(esize) operand = V[n, esize];  
bits(128) result = if IsMerging(FPCR) then V[d, 128] else Zeros(128);  
  
Elem[result, 0, esize] = FPRoundInt(operand, FPCR, rounding, exact);  
  
V[d, 128] = result;
```

Internal version only: aarchmrs v2025-03_rel, pseudocode v2025-03_rel ; Build timestamp: 2025-03-21T17:41

Copyright © 2010-2025 Arm Limited or its affiliates. All rights reserved. This document is Non-Confidential.

FRINTZ (vector)

Floating-point round to integral, toward zero (vector)

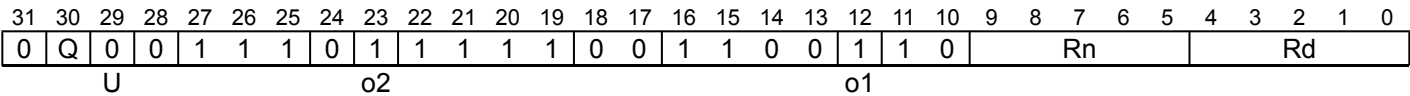
This instruction rounds a vector of floating-point values in the SIMD&FP source register to integral floating-point values of the same size using the Round towards Zero rounding mode, and writes the result to the SIMD&FP destination register.
A zero input gives a zero result with the same sign, an infinite input gives an infinite result with the same sign, and a NaN is propagated as for normal arithmetic.

This instruction can generate a floating-point exception. Depending on the settings in FPCR, the exception results in either a flag being set in FPSR or a synchronous exception being generated. For more information, see [Floating-point exceptions and exception traps](#).

Depending on the settings in the CPACR_EL1, CPTR_EL2, and CPTR_EL3 registers, and the current Security state and Exception level, an attempt to execute the instruction might be trapped.

It has encodings from 2 classes: [Half-precision](#) and [Single-precision and double-precision](#)

Half-precision (FEAT_AdvSIMD && FEAT_FP16)



Encoding

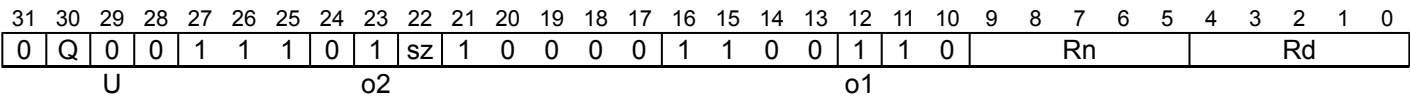
FRINTZ <Vd>.<T>, <Vn>.<T>

Decode for this encoding

```
if !IsFeatureImplemented(FEAT_AdvSIMD) then EndOfDecode(Decode_UNDEF);
if !IsFeatureImplemented(FEAT_FP16) then EndOfDecode(Decode_UNDEF);
constant integer d = UInt(Rd);
constant integer n = UInt(Rn);
constant integer esize = 16;
constant integer datasize = 64 << UInt(Q);
constant integer elements = datasize DIV esize;

constant boolean exact = FALSE;
constant FPRounding rounding = FPRounding_ZERO;
```

Single-precision and double-precision (FEAT_AdvSIMD)



Encoding

FRINTZ <Vd>.<T>, <Vn>.<T>

Decode for this encoding

```
if !IsFeatureImplemented(FEAT_AdvSIMD) then EndOfDecode(Decode_UNDEF);
if sz:Q == '10' then EndOfDecode(Decode_UNDEF);
constant integer d = UInt(Rd);
constant integer n = UInt(Rn);
constant integer esize = 32 << UInt(sz);
constant integer datasize = 64 << UInt(Q);
constant integer elements = datasize DIV esize;

constant boolean exact = FALSE;
constant FPRounding rounding = FPRounding_ZERO;
```

Assembler Symbols

<Vd> Is the name of the SIMD&FP destination register, encoded in the "Rd" field.

<T> For the "Half-precision" variant: is an arrangement specifier, encoded in “Q”:

Q	<T>
0	4H
1	8H

For the "Single-precision and double-precision" variant: is an arrangement specifier, encoded in “sz:Q”:

sz	Q	<T>
0	0	2S
0	1	4S
1	0	RESERVED
1	1	2D

<Vn> Is the name of the SIMD&FP source register, encoded in the "Rn" field.

Operation

```
CheckFPAdvSIMDEnabled64();
constant bits(datasize) operand = V[n, datasize];
bits(datasize) result;
bits(esize) element;

for e = 0 to elements-1
    element = Elem[operand, e, esize];
    Elem[result, e, esize] = FPRoundInt(element, FPCR, rounding, exact);

V[d, datasize] = result;
```

FRSQRTE

Floating-point reciprocal square root estimate

This instruction calculates an approximate square root for each vector element in the source SIMD&FP register, places the result in a vector, and writes the vector to the destination SIMD&FP register.

This instruction can generate a floating-point exception. Depending on the settings in FPCR, the exception results in either a flag being set in FPSR or a synchronous exception being generated. For more information, see [Floating-point exceptions and exception traps](#).

Depending on the settings in the CPACR_EL1, CPTR_EL2, and CPTR_EL3 registers, and the current Security state and Exception level, an attempt to execute the instruction might be trapped.

It has encodings from 4 classes: [Scalar half-precision](#) , [Scalar single-precision and double-precision](#) , [Vector half-precision](#) and [Vector single-precision and double-precision](#)

Scalar half-precision
(FEAT_AdvSIMD && FEAT_FP16)

31	30	29	28	27	26	25	24	23	22	21	20	19	18	17	16	15	14	13	12	11	10	9	8	7	6	5	4	3	2	1	0
0	1	1	1	1	1	1	0	1	1	1	1	1	0	0	1	1	1	0	1	1	0	Rn				Rd					
U				a				opcode																							

Encoding

FRSQRTE <Hd>, <Hn>

Decode for this encoding

```
if !IsFeatureImplemented(FEAT_AdvSIMD) || !IsFeatureImplemented(FEAT_FP16) then
    EndOfDecode(Decode_UNDEF);
constant integer d = UInt(Rd);
constant integer n = UInt(Rn);
constant integer esize = 16;
constant integer datasize = esize;
constant integer elements = 1;
```

Scalar single-precision and double-precision
(FEAT_AdvSIMD)

31	30	29	28	27	26	25	24	23	22	21	20	19	18	17	16	15	14	13	12	11	10	9	8	7	6	5	4	3	2	1	0
0	1	1	1	1	1	1	0	1	sz	1	0	0	0	0	1	1	1	0	1	1	0	Rn				Rd					
U										opcode																					

Encoding

FRSQRTE <V><d>, <V><n>

Decode for this encoding

```
if !IsFeatureImplemented(FEAT_AdvSIMD) then EndOfDecode(Decode_UNDEF);
constant integer d = UInt(Rd);
constant integer n = UInt(Rn);
constant integer esize = 32 << UInt(sz);
constant integer datasize = esize;
constant integer elements = 1;
```

Vector half-precision
(FEAT_AdvSIMD && FEAT_FP16)

31	30	29	28	27	26	25	24	23	22	21	20	19	18	17	16	15	14	13	12	11	10	9	8	7	6	5	4	3	2	1	0
0	Q	1	0	1	1	1	0	1	1	1	1	1	0	0	1	1	1	0	1	1	0	Rn				Rd					
U				a				opcode																							

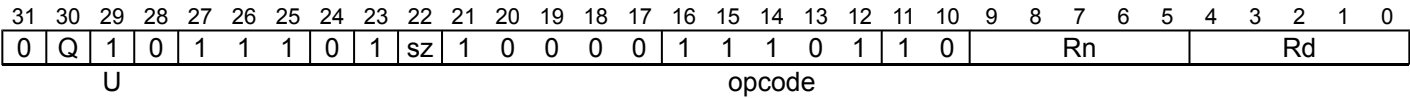
Encoding

```
FRSQRTE <Vd>.<T>, <Vn>.<T>
```

Decode for this encoding

```
if !IsFeatureImplemented(FEAT_AdvSIMD) || !IsFeatureImplemented(FEAT_FP16) then
    EndOfDecode(Decode_UNDEF);
constant integer d = UInt(Rd);
constant integer n = UInt(Rn);
constant integer esize = 16;
constant integer datasize = 64 << UInt(Q);
constant integer elements = datasize DIV esize;
```

Vector single-precision and double-precision
(FEAT_AdvSIMD)



Encoding

```
FRSQRTE <Vd>.<T>, <Vn>.<T>
```

Decode for this encoding

```
if !IsFeatureImplemented(FEAT_AdvSIMD) then EndOfDecode(Decode_UNDEF);
if sz:Q == '10' then EndOfDecode(Decode_UNDEF);
constant integer d = UInt(Rd);
constant integer n = UInt(Rn);
constant integer esize = 32 << UInt(sz);
constant integer datasize = 64 << UInt(Q);
constant integer elements = datasize DIV esize;
```

Assembler Symbols

<Hd> Is the 16-bit name of the SIMD&FP destination register, encoded in the "Rd" field.

<Hn> Is the 16-bit name of the SIMD&FP source register, encoded in the "Rn" field.

<V> Is a width specifier, encoded in “sz”:

sz	<V>
0	S
1	D

<d> Is the number of the SIMD&FP destination register, encoded in the "Rd" field.

<n> Is the number of the SIMD&FP source register, encoded in the "Rn" field.

<Vd> Is the name of the SIMD&FP destination register, encoded in the "Rd" field.

<T> For the "Vector half-precision" variant: is an arrangement specifier, encoded in “Q”:

Q	<T>
0	4H
1	8H

For the "Vector single-precision and double-precision" variant: is an arrangement specifier, encoded in “sz:Q”:

sz	Q	<T>
0	0	2S
0	1	4S
1	0	RESERVED
1	1	2D

<Vn> Is the name of the SIMD&FP source register, encoded in the "Rn" field.

Operation

```

if elements == 1 then
    CheckFPEEnabled64();
else
    CheckFPAdvSIMDEnabled64();
constant bits(datasize) operand = V[n, datasize];

constant boolean merge = elements == 1 && IsMerging(FPCR);
bits(128) result = if merge then V[d, 128] else Zeros(128);

for e = 0 to elements-1
    constant bits(esize) element = Elem[operand, e, esize];
    Elem[result, e, esize] = FPRSqrtEstimate(element, FPCR);

V[d, 128] = result;

```

Internal version only: aarchmrs v2025-03_rel, pseudocode v2025-03_rel ; Build timestamp: 2025-03-21T17:41

Copyright © 2010-2025 Arm Limited or its affiliates. All rights reserved. This document is Non-Confidential.

FRSQRTS

Floating-point reciprocal square root step

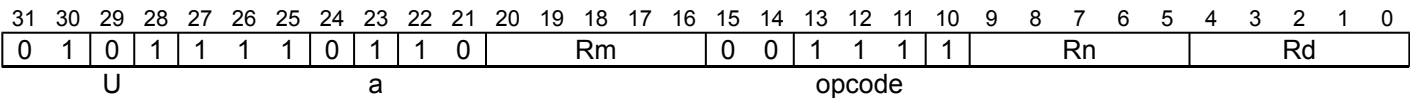
This instruction multiplies corresponding floating-point values in the vectors of the two source SIMD&FP registers, subtracts each of the products from 3.0, divides these results by 2.0, places the results into a vector, and writes the vector to the destination SIMD&FP register.

This instruction can generate a floating-point exception. Depending on the settings in FPCR, the exception results in either a flag being set in FPSR or a synchronous exception being generated. For more information, see *Floating-point exceptions and exception traps*.

Depending on the settings in the CPACR_EL1, CPTR_EL2, and CPTR_EL3 registers, and the current Security state and Exception level, an attempt to execute the instruction might be trapped.

It has encodings from 4 classes: [Scalar half-precision](#) , [Scalar single-precision and double-precision](#) , [Vector half-precision](#) and [Vector single-precision and double-precision](#)

Scalar half-precision
(FEAT_AdvSIMD && FEAT_FP16)



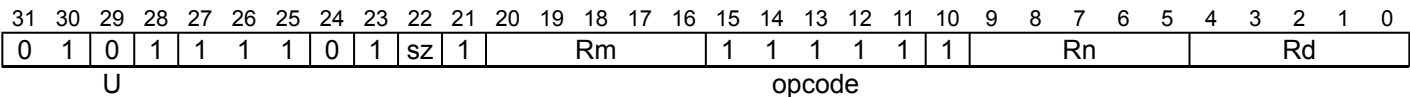
Encoding

FRSQRTS <Hd>, <Hn>, <Hm>

Decode for this encoding

```
if !IsFeatureImplemented(FEAT_AdvSIMD) || !IsFeatureImplemented(FEAT_FP16) then
    EndOfDecode(Decode_UNDEF);
constant integer d = UInt(Rd);
constant integer n = UInt(Rn);
constant integer m = UInt(Rm);
constant integer esize = 16;
constant integer datasize = esize;
constant integer elements = 1;
```

Scalar single-precision and double-precision
(FEAT_AdvSIMD)



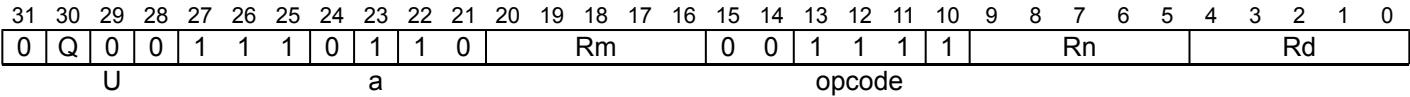
Encoding

FRSQRTS <V><d>, <V><n>, <V><m>

Decode for this encoding

```
if !IsFeatureImplemented(FEAT_AdvSIMD) then EndOfDecode(Decode_UNDEF);
constant integer d = UInt(Rd);
constant integer n = UInt(Rn);
constant integer m = UInt(Rm);
constant integer esize = 32 << UInt(sz);
constant integer datasize = esize;
constant integer elements = 1;
```

Vector half-precision
(FEAT_AdvSIMD && FEAT_FP16)



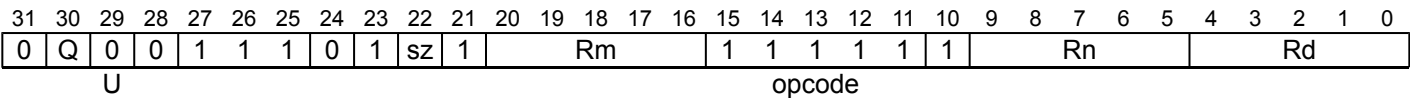
Encoding

```
FRSQRTS <Vd>.<T>, <Vn>.<T>, <Vm>.<T>
```

Decode for this encoding

```
if !IsFeatureImplemented(FEAT_AdvSIMD) || !IsFeatureImplemented(FEAT_FP16) then
    EndOfDecode(Decode_UNDEF);
constant integer d = UInt(Rd);
constant integer n = UInt(Rn);
constant integer m = UInt(Rm);
constant integer esize = 16;
constant integer datasize = 64 << UInt(Q);
constant integer elements = datasize DIV esize;
```

Vector single-precision and double-precision
(FEAT_AdvSIMD)



Encoding

```
FRSQRTS <Vd>.<T>, <Vn>.<T>, <Vm>.<T>
```

Decode for this encoding

```
if !IsFeatureImplemented(FEAT_AdvSIMD) then EndOfDecode(Decode_UNDEF);
if sz:Q == '10' then EndOfDecode(Decode_UNDEF);
constant integer d = UInt(Rd);
constant integer n = UInt(Rn);
constant integer m = UInt(Rm);
constant integer esize = 32 << UInt(sz);
constant integer datasize = 64 << UInt(Q);
constant integer elements = datasize DIV esize;
```

Assembler Symbols

- <Hd> Is the 16-bit name of the SIMD&FP destination register, encoded in the "Rd" field.
- <Hn> Is the 16-bit name of the first SIMD&FP source register, encoded in the "Rn" field.
- <Hm> Is the 16-bit name of the second SIMD&FP source register, encoded in the "Rm" field.
- <V> Is a width specifier, encoded in "sz":

sz	<V>
0	S
1	D

- <d> Is the number of the SIMD&FP destination register, encoded in the "Rd" field.
- <n> Is the number of the first SIMD&FP source register, encoded in the "Rn" field.
- <m> Is the number of the second SIMD&FP source register, encoded in the "Rm" field.
- <Vd> Is the name of the SIMD&FP destination register, encoded in the "Rd" field.

<T> For the "Vector half-precision" variant: is an arrangement specifier, encoded in "Q":

Q	<T>
0	4H
1	8H

For the "Vector single-precision and double-precision" variant: is an arrangement specifier, encoded in "sz:Q":

sz	Q	<T>
0	0	2S
0	1	4S
1	0	RESERVED
1	1	2D

<Vn> Is the name of the first SIMD&FP source register, encoded in the "Rn" field.

<Vm> Is the name of the second SIMD&FP source register, encoded in the "Rm" field.

Operation

```
if elements == 1 then
    CheckFPEnabled64();
else
    CheckFPAdvSIMDEnabled64();
constant bits(datasize) operand1 = V[n, datasize];
constant bits(datasize) operand2 = V[m, datasize];

bits(esize) element1;
bits(esize) element2;
constant boolean merge = elements == 1 && IsMerging(FPCR);
bits(128) result = if merge then V[n, 128] else Zeros(128);

for e = 0 to elements-1
    element1 = Elem[operand1, e, esize];
    element2 = Elem[operand2, e, esize];
    Elem[result, e, esize] = FPRSqrtStepFused(element1, element2, FPCR);

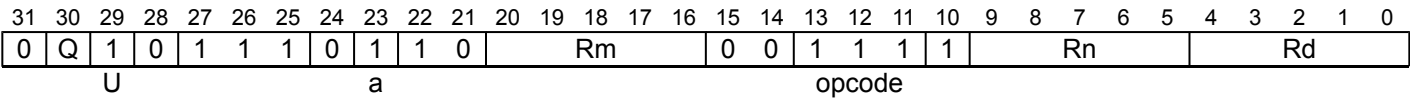
V[d, 128] = result;
```

FSCALE

Floating-point adjust exponent by vector

This instruction multiplies the floating-point elements of the first source vector by 2.0 to the power of the signed integer values in the corresponding elements of the second source vector, and places the results in the corresponding elements of the destination vector. It has encodings from 2 classes: [Half-precision](#) and [Single-precision and double-precision](#)

Half-precision (FEAT_FP8)



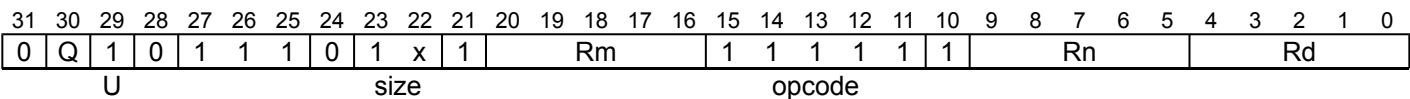
Encoding

FSCALE <Vd>.<T>, <Vn>.<T>, <Vm>.<T>

Decode for this encoding

```
if !IsFeatureImplemented(FEAT_FP8) then EndOfDecode(Decode_UNDEF);
constant integer esize = 16;
constant integer d = UInt(Rd);
constant integer n = UInt(Rn);
constant integer m = UInt(Rm);
constant integer datasize = if Q == '1' then 128 else 64;
constant integer elements = datasize DIV esize;
```

Single-precision and double-precision (FEAT_FP8)



Encoding

FSCALE <Vd>.<T>, <Vn>.<T>, <Vm>.<T>

Decode for this encoding

```
if !IsFeatureImplemented(FEAT_FP8) then EndOfDecode(Decode_UNDEF);
if Q == '0' && size == '11' then EndOfDecode(Decode_UNDEF);
constant integer esize = 8 << UInt(size);
constant integer d = UInt(Rd);
constant integer n = UInt(Rn);
constant integer m = UInt(Rm);
constant integer datasize = if Q == '1' then 128 else 64;
constant integer elements = datasize DIV esize;
```

Assembler Symbols

- <Vd> Is the name of the SIMD&FP destination register, encoded in the "Rd" field.
- <T> For the "Half-precision" variant: is an arrangement specifier, encoded in “Q”:

Q	<T>
0	4H
1	8H

For the "Single-precision and double-precision" variant: is an arrangement specifier, encoded in "size<0>:Q":

size<0>	Q	<T>
0	0	2S
0	1	4S
1	0	RESERVED
1	1	2D

<Vn> Is the name of the first SIMD&FP source register, encoded in the "Rn" field.

<Vm> Is the name of the second SIMD&FP source register, encoded in the "Rm" field.

Operation

```

CheckFPAdvSIMDEnabled64();
constant bits(datasize) operand1 = V[n, datasize];
constant bits(datasize) operand2 = V[m, datasize];
bits(datasize) result;

for e = 0 to elements-1
    constant bits(esize) op1 = Elem[operand1, e, esize];
    constant integer op2      = SInt(Elem[operand2, e, esize]);
    Elem[result, e, esize] = FPScale(op1, op2, FPCR);

V[d, datasize] = result;

```

Internal version only: aarchmrs v2025-03_rel, pseudocode v2025-03_rel ; Build timestamp: 2025-03-21T17:41

Copyright © 2010-2025 Arm Limited or its affiliates. All rights reserved. This document is Non-Confidential.

FSQRT (scalar)

Floating-point square root (scalar)

This instruction calculates the square root of the value in the SIMD&FP source register and writes the result to the SIMD&FP destination register. This instruction can generate a floating-point exception. Depending on the settings in FPCR, the exception results in either a flag being set in FPSR or a synchronous exception being generated. For more information, see *Floating-point exceptions and exception traps*. Depending on the settings in the CPACR_EL1, CPTR_EL2, and CPTR_EL3 registers, and the current Security state and Exception level, an attempt to execute the instruction might be trapped.

31	30	29	28	27	26	25	24	23	22	21	20	19	18	17	16	15	14	13	12	11	10	9	8	7	6	5	4	3	2	1	0	
0	0	0	1	1	1	1	0	ftype	1	0	0	0	0	1	1	1	0	0	0	0	Rn						Rd					
M				S				opc																								

Encoding for the Half-precision variant (FEAT_FP16)

Applies when (ftype == 11)

FSQRT <Hd>, <Hn>

Encoding for the Single-precision variant (FEAT_FP)

Applies when (ftype == 00)

FSQRT <Sd>, <Sn>

Encoding for the Double-precision variant (FEAT_FP)

Applies when (ftype == 01)

FSQRT <Dd>, <Dn>

Decode for all variants of this encoding

```
if !IsFeatureImplemented(FEAT_FP) then EndOfDecode(Decode_UNDEF);
if ftype == '10' then EndOfDecode(Decode_UNDEF);
if ftype == '11' && !IsFeatureImplemented(FEAT_FP16) then EndOfDecode(Decode_UNDEF);

constant integer d = UInt(Rd);
constant integer n = UInt(Rn);

constant integer esize = 8 << UInt(ftype EOR '10');
```

Assembler Symbols

- <Hd> Is the 16-bit name of the SIMD&FP destination register, encoded in the "Rd" field.
- <Hn> Is the 16-bit name of the SIMD&FP source register, encoded in the "Rn" field.
- <Sd> Is the 32-bit name of the SIMD&FP destination register, encoded in the "Rd" field.
- <Sn> Is the 32-bit name of the SIMD&FP source register, encoded in the "Rn" field.
- <Dd> Is the 64-bit name of the SIMD&FP destination register, encoded in the "Rd" field.
- <Dn> Is the 64-bit name of the SIMD&FP source register, encoded in the "Rn" field.

Operation

```
CheckFPEEnabled64();  
  
constant bits(esize) operand = V[n, esize];  
bits(128) result = if IsMerging(FPCR) then V[d, 128] else Zeros(128);  
  
Elem[result, 0, esize] = FPSqrt(operand, FPCR);  
  
V[d, 128] = result;
```

Internal version only: aarchmrs v2025-03_rel, pseudocode v2025-03_rel ; Build timestamp: 2025-03-21T17:41

Copyright © 2010-2025 Arm Limited or its affiliates. All rights reserved. This document is Non-Confidential.

FSQRT (vector)

Floating-point square root (vector)

This instruction calculates the square root for each vector element in the source SIMD&FP register, places the result in a vector, and writes the vector to the destination SIMD&FP register.

This instruction can generate a floating-point exception. Depending on the settings in FPCR, the exception results in either a flag being set in FPSR or a synchronous exception being generated. For more information, see [Floating-point exceptions and exception traps](#).

Depending on the settings in the CPACR_EL1, CPTR_EL2, and CPTR_EL3 registers, and the current Security state and Exception level, an attempt to execute the instruction might be trapped.

It has encodings from 2 classes: [Half-precision](#) and [Single-precision and double-precision](#)

Half-precision (FEAT_AdvSIMD && FEAT_FP16)

31	30	29	28	27	26	25	24	23	22	21	20	19	18	17	16	15	14	13	12	11	10	9	8	7	6	5	4	3	2	1	0		
0	Q	1	0	1	1	1	0	1	1	1	1	1	0	0	1	1	1	1	1	1	0	Rn						Rd					
U				a				opcode																									

Encoding

FSQRT <Vd>.<T>, <Vn>.<T>

Decode for this encoding

```
if !IsFeatureImplemented(FEAT_AdvSIMD) || !IsFeatureImplemented(FEAT_FP16) then
    EndOfDecode(Decode_UNDEF);

constant integer d = UInt(Rd);
constant integer n = UInt(Rn);

constant integer esize = 16;
constant integer datasize = 64 << UInt(Q);
constant integer elements = datasize DIV esize;
```

Single-precision and double-precision (FEAT_AdvSIMD)

31	30	29	28	27	26	25	24	23	22	21	20	19	18	17	16	15	14	13	12	11	10	9	8	7	6	5	4	3	2	1	0		
0	Q	1	0	1	1	1	0	1	sz	1	0	0	0	0	1	1	1	1	1	1	0	Rn						Rd					
U										opcode																							

Encoding

FSQRT <Vd>.<T>, <Vn>.<T>

Decode for this encoding

```
if !IsFeatureImplemented(FEAT_AdvSIMD) then EndOfDecode(Decode_UNDEF);
constant integer d = UInt(Rd);
constant integer n = UInt(Rn);

if sz:Q == '10' then EndOfDecode(Decode_UNDEF);
constant integer esize = 32 << UInt(sz);
constant integer datasize = 64 << UInt(Q);
constant integer elements = datasize DIV esize;
```

Assembler Symbols

<Vd> Is the name of the SIMD&FP destination register, encoded in the "Rd" field.

<T> For the "Half-precision" variant: is an arrangement specifier, encoded in “Q”:

Q	<T>
0	4H
1	8H

For the "Single-precision and double-precision" variant: is an arrangement specifier, encoded in “sz:Q”:

sz	Q	<T>
0	0	2S
0	1	4S
1	0	RESERVED
1	1	2D

<Vn> Is the name of the SIMD&FP source register, encoded in the "Rn" field.

Operation

```
CheckFPAdvSIMDEnabled64();
constant bits(datasize) operand = V[n, datasize];
bits(datasize) result;

for e = 0 to elements-1
    constant bits(esize) element = Elem[operand, e, esize];
    Elem[result, e, esize] = FPSqrt(element, FPCR);

V[d, datasize] = result;
```

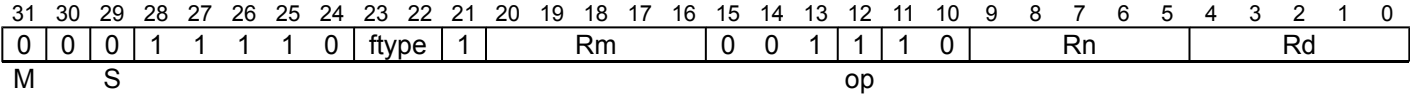
FSUB (scalar)

Floating-point subtract (scalar)

This instruction subtracts the floating-point value of the second source SIMD&FP register from the floating-point value of the first source SIMD&FP register, and writes the result to the destination SIMD&FP register.

This instruction can generate a floating-point exception. Depending on the settings in FPCR, the exception results in either a flag being set in FPSR or a synchronous exception being generated. For more information, see [Floating-point exceptions and exception traps](#).

Depending on the settings in the CPACR_EL1, CPTR_EL2, and CPTR_EL3 registers, and the current Security state and Exception level, an attempt to execute the instruction might be trapped.



Encoding for the Half-precision variant (FEAT_FP16)

Applies when (ftype == 11)

FSUB <Hd>, <Hn>, <Hm>

Encoding for the Single-precision variant (FEAT_FP)

Applies when (ftype == 00)

FSUB <Sd>, <Sn>, <Sm>

Encoding for the Double-precision variant (FEAT_FP)

Applies when (ftype == 01)

FSUB <Dd>, <Dn>, <Dm>

Decode for all variants of this encoding

```
if !IsFeatureImplemented(FEAT_FP) then EndOfDecode(Decode_UNDEF);
if ftype == '10' then EndOfDecode(Decode_UNDEF);
if ftype == '11' && !IsFeatureImplemented(FEAT_FP16) then EndOfDecode(Decode_UNDEF);

constant integer d = UInt(Rd);
constant integer n = UInt(Rn);
constant integer m = UInt(Rm);

constant integer esize = 8 << UInt(ftype EOR '10');
```

Assembler Symbols

- <Hd> Is the 16-bit name of the SIMD&FP destination register, encoded in the "Rd" field.
- <Hn> Is the 16-bit name of the first SIMD&FP source register, encoded in the "Rn" field.
- <Hm> Is the 16-bit name of the second SIMD&FP source register, encoded in the "Rm" field.
- <Sd> Is the 32-bit name of the SIMD&FP destination register, encoded in the "Rd" field.
- <Sn> Is the 32-bit name of the first SIMD&FP source register, encoded in the "Rn" field.
- <Sm> Is the 32-bit name of the second SIMD&FP source register, encoded in the "Rm" field.
- <Dd> Is the 64-bit name of the SIMD&FP destination register, encoded in the "Rd" field.
- <Dn> Is the 64-bit name of the first SIMD&FP source register, encoded in the "Rn" field.

<Dm> Is the 64-bit name of the second SIMD&FP source register, encoded in the "Rm" field.

Operation

```
CheckFPEEnabled64();  
constant bits(esize) operand1 = V[n, esize];  
constant bits(esize) operand2 = V[m, esize];  
  
bits(128) result = if IsMerging(FPCR) then V[n, 128] else Zeros(128);  
  
Elem[result, 0, esize] = FPSub(operand1, operand2, FPCR);  
  
V[d, 128] = result;
```

Internal version only: aarchmrs v2025-03_rel, pseudocode v2025-03_rel ; Build timestamp: 2025-03-21T17:41

Copyright © 2010-2025 Arm Limited or its affiliates. All rights reserved. This document is Non-Confidential.

FSUB (vector)

Floating-point subtract (vector)

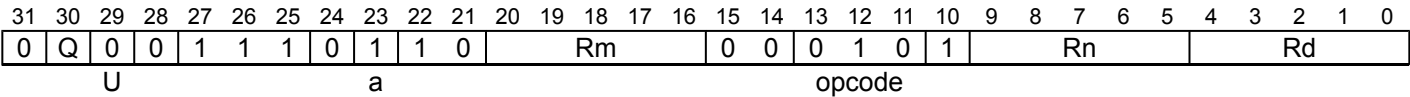
This instruction subtracts the elements in the vector in the second source SIMD&FP register, from the corresponding elements in the vector in the first source SIMD&FP register, places each result into elements of a vector, and writes the vector to the destination SIMD&FP register.

This instruction can generate a floating-point exception. Depending on the settings in FPCR, the exception results in either a flag being set in FPSR or a synchronous exception being generated. For more information, see [Floating-point exceptions and exception traps](#).

Depending on the settings in the CPACR_EL1, CPTR_EL2, and CPTR_EL3 registers, and the current Security state and Exception level, an attempt to execute the instruction might be trapped.

It has encodings from 2 classes: [Half-precision](#) and [Single-precision and double-precision](#)

Half-precision (FEAT_AdvSIMD && FEAT_FP16)



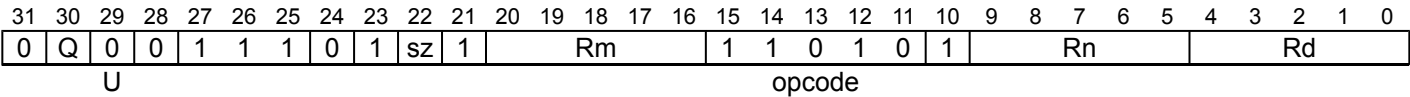
Encoding

FSUB <Vd>.<T>, <Vn>.<T>, <Vm>.<T>

Decode for this encoding

```
if !IsFeatureImplemented(FEAT_AdvSIMD) || !IsFeatureImplemented(FEAT_FP16) then
    EndOfDecode(Decode_UNDEF);
constant integer d = UInt(Rd);
constant integer n = UInt(Rn);
constant integer m = UInt(Rm);
constant integer esize = 16;
constant integer datasize = 64 << UInt(Q);
constant integer elements = datasize DIV esize;
```

Single-precision and double-precision (FEAT_AdvSIMD)



Encoding

FSUB <Vd>.<T>, <Vn>.<T>, <Vm>.<T>

Decode for this encoding

```
if !IsFeatureImplemented(FEAT_AdvSIMD) then EndOfDecode(Decode_UNDEF);
if sz:Q == '10' then EndOfDecode(Decode_UNDEF);
constant integer d = UInt(Rd);
constant integer n = UInt(Rn);
constant integer m = UInt(Rm);
constant integer esize = 32 << UInt(sz);
constant integer datasize = 64 << UInt(Q);
constant integer elements = datasize DIV esize;
```

Assembler Symbols

<Vd> Is the name of the SIMD&FP destination register, encoded in the "Rd" field.

<T> For the "Half-precision" variant: is an arrangement specifier, encoded in “Q”:

Q	<T>
0	4H
1	8H

For the "Single-precision and double-precision" variant: is an arrangement specifier, encoded in “sz:Q”:

sz	Q	<T>
0	0	2S
0	1	4S
1	0	RESERVED
1	1	2D

<Vn> Is the name of the first SIMD&FP source register, encoded in the "Rn" field.

<Vm> Is the name of the second SIMD&FP source register, encoded in the "Rm" field.

Operation

```
CheckFPAdvSIMDEnabled64();
constant bits(datasize) operand1 = V[n, datasize];
constant bits(datasize) operand2 = V[m, datasize];

bits(esize) element1;
bits(esize) element2;
bits(datasize) result;

for e = 0 to elements-1
    element1 = Elem[operand1, e, esize];
    element2 = Elem[operand2, e, esize];
    Elem[result, e, esize] = FPSub(element1, element2, FPCR);

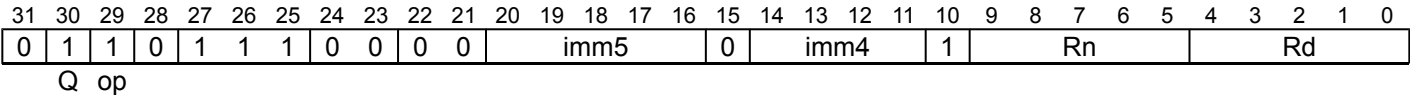
V[d, datasize] = result;
```

INS (element)

Insert vector element from another vector element

This instruction copies the vector element of the source SIMD&FP register to the specified vector element of the destination SIMD&FP register. This instruction can insert data into individual elements within a SIMD&FP register without clearing the remaining bits to zero. Depending on the settings in the CPACR_EL1, CPTR_EL2, and CPTR_EL3 registers, and the current Security state and Exception level, an attempt to execute the instruction might be trapped. This instruction is used by the alias [MOV \(element\)](#).

Advanced SIMD
(FEAT_AdvSIMD)



Encoding

INS <Vd>.<Ts>[<index1>], <Vn>.<Ts>[<index2>]

Decode for this encoding

```
if !IsFeatureImplemented(FEAT_AdvSIMD) then EndOfDecode(Decode_UNDEF);
if imm5 IN 'x0000' then EndOfDecode(Decode_UNDEF);
constant integer size = LowestSetBitNZ(imm5<3:0>);

constant integer d = UInt(Rd);
constant integer n = UInt(Rn);
constant integer dst_index = UInt(imm5<4:size+1>);
constant integer src_index = UInt(imm4<3:size>);
constant integer idxdsize = 64 << UInt(imm4<3>);
// imm4<size-1:0> is IGNORED
constant integer esize = 8 << size;
```

Assembler Symbols

<Vd> Is the name of the SIMD&FP destination register, encoded in the "Rd" field.

<Ts> Is an element size specifier, encoded in “imm5”:

imm5	<Ts>
x0000	RESERVED
xxxx1	B
xxx10	H
xx100	S
x1000	D

<index1> Is the destination element index encoded in “imm5”:

imm5	<index1>
x0000	RESERVED
xxxx1	UInt(imm5<4:1>)
xxx10	UInt(imm5<4:2>)
xx100	UInt(imm5<4:3>)
x1000	UInt(imm5<4>)

<Vn> Is the name of the SIMD&FP source register, encoded in the "Rn" field.

<index2> Is the source element index encoded in “imm5:imm4”:

imm5	<index2>
x0000	RESERVED
xxxx1	UInt(imm4)
xxx10	UInt(imm4<3:1>)
xx100	UInt(imm4<3:2>)
x1000	UInt(imm4<3>)

Unspecified bits in "imm4" are ignored but should be set to zero by an assembler.

Operation

```

CheckFPAdvSIMDEnabled64();
constant bits(idxdsize) operand = V[n, idxdsize];
bits(128) result;

result = V[d, 128];
Elem[result, dst_index, esize] = Elem[operand, src_index, esize];
V[d, 128] = result;

```

Operational information

If PSTATE.DIT is 1:

- The execution time of this instruction is independent of:
 - The values of the data supplied in any of its registers.
 - The values of the NZCV flags.
- The response of this instruction to asynchronous exceptions does not vary based on:
 - The values of the data supplied in any of its registers.
 - The values of the NZCV flags.

Internal version only: aarchmrs v2025-03_rel, pseudocode v2025-03_rel ; Build timestamp: 2025-03-21T17:41

Copyright © 2010-2025 Arm Limited or its affiliates. All rights reserved. This document is Non-Confidential.

INS (general)

Insert vector element from general-purpose register

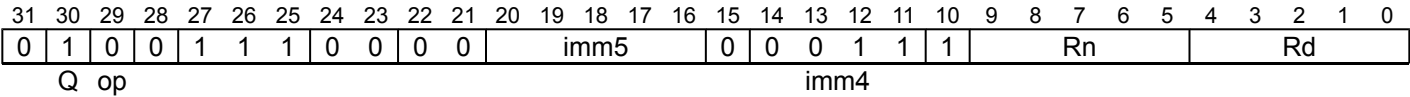
This instruction copies the contents of the source general-purpose register to the specified vector element in the destination SIMD&FP register.

This instruction can insert data into individual elements within a SIMD&FP register without clearing the remaining bits to zero.

Depending on the settings in the CPACR_EL1, CPTR_EL2, and CPTR_EL3 registers, and the current Security state and Exception level, an attempt to execute the instruction might be trapped.

This instruction is used by the alias [MOV \(from general\)](#).

Advanced SIMD
(FEAT_AdvSIMD)



Encoding

INS <Vd>.<Ts>[<index>], <R><n>

Decode for this encoding

```
if !IsFeatureImplemented(FEAT_AdvSIMD) then EndOfDecode(Decode_UNDEF);
if imm5 IN 'x0000' then EndOfDecode(Decode_UNDEF);
constant integer size = LowestSetBitNZ(imm5<3:0>);

constant integer d = UInt(Rd);
constant integer n = UInt(Rn);
constant integer index = UInt(imm5<4:size+1>);
constant integer esize = 8 << size;
```

Assembler Symbols

<Vd> Is the name of the SIMD&FP destination register, encoded in the "Rd" field.

<Ts> Is an element size specifier, encoded in “imm5”:

imm5	<Ts>
x0000	RESERVED
xxx1	B
xx10	H
xx100	S
x1000	D

<index> Is the element index encoded in “imm5”:

imm5	<index>
x0000	RESERVED
xxx1	UInt(imm5<4:1>)
xx10	UInt(imm5<4:2>)
xx100	UInt(imm5<4:3>)
x1000	UInt(imm5<4>)

<R> Is the width specifier for the general-purpose source register, encoded in “imm5”:

imm5	<R>
x0000	RESERVED
xxx1	W
xxx10	W
xx100	W
x1000	X

<n> Is the number [0-30] of the general-purpose source register or ZR (31), encoded in the "Rn" field.

Operation

```
CheckFPAdvSIMDEnabled64();
constant bits(esize) element = X[n, esize];
bits(128) result = V[d, 128];

Elem[result, index, esize] = element;
V[d, 128] = result;
```

Operational information

If PSTATE.DIT is 1:

- The execution time of this instruction is independent of:
 - The values of the data supplied in any of its registers.
 - The values of the NZCV flags.
- The response of this instruction to asynchronous exceptions does not vary based on:
 - The values of the data supplied in any of its registers.
 - The values of the NZCV flags.

Internal version only: aarchmrs v2025-03_rel, pseudocode v2025-03_rel ; Build timestamp: 2025-03-21T17:41

Copyright © 2010-2025 Arm Limited or its affiliates. All rights reserved. This document is Non-Confidential.

LD1 (multiple structures)

Load multiple single-element structures to one, two, three, or four registers

This instruction loads multiple single-element structures from memory and writes the result to one, two, three, or four SIMD&FP registers. Depending on the settings in the CPACR_EL1, CPTR_EL2, and CPTR_EL3 registers, and the current Security state and Exception level, an attempt to execute the instruction might be trapped. It has encodings from 2 classes: [No offset](#) and [Post-index](#)

No offset (FEAT_AdvSIMD)

31	30	29	28	27	26	25	24	23	22	21	20	19	18	17	16	15	14	13	12	11	10	9	8	7	6	5	4	3	2	1	0
0	Q	0	0	1	1	0	0	0	1	0	0	0	0	0	0	x	x	1	x	size	Rn				Rt						
L										opcode																					

Encoding for the One register variant

Applies when (opcode == 0111)

LD1 { <Vt>.<T> }, [<Xn|SP>]

Encoding for the Two registers variant

Applies when (opcode == 1010)

LD1 { <Vt>.<T>, <Vt2>.<T> }, [<Xn|SP>]

Encoding for the Three registers variant

Applies when (opcode == 0110)

LD1 { <Vt>.<T>, <Vt2>.<T>, <Vt3>.<T> }, [<Xn|SP>]

Encoding for the Four registers variant

Applies when (opcode == 0010)

LD1 { <Vt>.<T>, <Vt2>.<T>, <Vt3>.<T>, <Vt4>.<T> }, [<Xn|SP>]

Decode for all variants of this encoding

```
if !IsFeatureImplemented(FEAT_AdvSIMD) then EndOfDecode(Decode_UNDEF);
constant integer t = UInt(Rt);
constant integer n = UInt(Rn);
constant integer m = integer UNKNOWN;
constant boolean wback = FALSE;
constant boolean nontemporal = FALSE;
constant boolean tagchecked = wback || n != 31;
```

Post-index (FEAT_AdvSIMD)

31	30	29	28	27	26	25	24	23	22	21	20	19	18	17	16	15	14	13	12	11	10	9	8	7	6	5	4	3	2	1	0
0	Q	0	0	1	1	0	0	1	1	0	Rm				x	x	1	x	size	Rn				Rt							
L										opcode																					

Encoding for the One register, immediate offset variant

Applies when (Rm == 11111 && opcode == 0111)

```
LD1 { <Vt>.<T> }, [<Xn|SP>], <imm>
```

Encoding for the One register, register offset variant

Applies when (Rm != 11111 && opcode == 0111)

```
LD1 { <Vt>.<T> }, [<Xn|SP>], <Xm>
```

Encoding for the Two registers, immediate offset variant

Applies when (Rm == 11111 && opcode == 1010)

```
LD1 { <Vt>.<T>, <Vt2>.<T> }, [<Xn|SP>], <imm>
```

Encoding for the Two registers, register offset variant

Applies when (Rm != 11111 && opcode == 1010)

```
LD1 { <Vt>.<T>, <Vt2>.<T> }, [<Xn|SP>], <Xm>
```

Encoding for the Three registers, immediate offset variant

Applies when (Rm == 11111 && opcode == 0110)

```
LD1 { <Vt>.<T>, <Vt2>.<T>, <Vt3>.<T> }, [<Xn|SP>], <imm>
```

Encoding for the Three registers, register offset variant

Applies when (Rm != 11111 && opcode == 0110)

```
LD1 { <Vt>.<T>, <Vt2>.<T>, <Vt3>.<T> }, [<Xn|SP>], <Xm>
```

Encoding for the Four registers, immediate offset variant

Applies when (Rm == 11111 && opcode == 0010)

```
LD1 { <Vt>.<T>, <Vt2>.<T>, <Vt3>.<T>, <Vt4>.<T> }, [<Xn|SP>], <imm>
```

Encoding for the Four registers, register offset variant

Applies when (Rm != 11111 && opcode == 0010)

```
LD1 { <Vt>.<T>, <Vt2>.<T>, <Vt3>.<T>, <Vt4>.<T> }, [<Xn|SP>], <Xm>
```

Decode for all variants of this encoding

```
if !IsFeatureImplemented(FEAT_AdvSIMD) then EndOfDecode(Decode_UNDEF);
constant integer t = UInt(Rt);
constant integer n = UInt(Rn);
constant integer m = UInt(Rm);
constant boolean wback = TRUE;
constant boolean nontemporal = FALSE;
constant boolean tagchecked = wback || n != 31;
```

Assembler Symbols

<Vt> Is the name of the first or only SIMD&FP register to be transferred, encoded in the "Rt" field.

<T> Is an arrangement specifier, encoded in “size:Q”:

size	Q	<T>
00	0	8B
00	1	16B
01	0	4H
01	1	8H
10	0	2S
10	1	4S
11	0	1D
11	1	2D

<Xn|SP> Is the 64-bit name of the general-purpose base register or stack pointer, encoded in the "Rn" field.

<Vt2> Is the name of the second SIMD&FP register to be transferred, encoded as "Rt" plus 1 modulo 32.

<Vt3> Is the name of the third SIMD&FP register to be transferred, encoded as "Rt" plus 2 modulo 32.

<Vt4> Is the name of the fourth SIMD&FP register to be transferred, encoded as "Rt" plus 3 modulo 32.

<imm> For the "One register, immediate offset" variant: is the post-index immediate offset, encoded in “Q”:

Q	<imm>
0	#8
1	#16

For the "Two registers, immediate offset" variant: is the post-index immediate offset, encoded in “Q”:

Q	<imm>
0	#16
1	#32

For the "Three registers, immediate offset" variant: is the post-index immediate offset, encoded in “Q”:

Q	<imm>
0	#24
1	#48

For the "Four registers, immediate offset" variant: is the post-index immediate offset, encoded in “Q”:

Q	<imm>
0	#32
1	#64

<Xm> Is the 64-bit name of the general-purpose post-index register, excluding XZR, encoded in the "Rm" field.

Shared Decode

```
constant integer datasize = 64 << UInt(Q);
constant integer esize = 8 << UInt(size);
constant integer elements = datasize DIV esize;

integer rpt; // number of iterations
constant integer selem = 1; // structure elements

case opcode of
  when '0010' rpt = 4; // LD/ST1 (4 registers)
  when '0110' rpt = 3; // LD/ST1 (3 registers)
  when '1010' rpt = 2; // LD/ST1 (2 registers)
  when '0111' rpt = 1; // LD/ST1 (1 register)
  otherwise EndOfDecode(Decode_UNDEF);
```

Operation

```
CheckFPAdvSIMDEnabled64();

bits(64) address;
bits(64) eaddr;
bits(64) offs;
bits(datasize) rval;
integer tt;
constant integer ebytes = esize DIV 8;

constant boolean privileged = PSTATE.EL != ELO;
constant AccessDescriptor accdesc = CreateAccDescASIMD(MemOp\_LOAD, nontemporal, tagchecked,
                                                    privileged);

if n == 31 then
    CheckSPAlignment();
    address = SP[64];
else
    address = X[n, 64];

offs = Zeros(64);
for r = 0 to rpt-1
    for e = 0 to elements-1
        tt = (t + r) MOD 32;
        for s = 0 to selem-1
            rval = V[tt, datasize];
            eaddr = AddressIncrement(address, offs, accdesc);
            Elem[rval, e, esize] = Mem[eaddr, ebytes, accdesc];
            V[tt, datasize] = rval;
            offs = offs + ebytes;
            tt = (tt + 1) MOD 32;
if wback then
    if m != 31 then
        offs = X[m, 64];
    address = AddressAdd(address, offs, accdesc);
    if n == 31 then
        SP[64] = address;
    else
        X[n, 64] = address;
```

Operational information

If PSTATE.DIT is 1, the timing of this instruction is insensitive to the value of the data being loaded or stored.

Internal version only: aarchmrs v2025-03_rel, pseudocode v2025-03_rel ; Build timestamp: 2025-03-21T17:41

Copyright © 2010-2025 Arm Limited or its affiliates. All rights reserved. This document is Non-Confidential.

LD1 (single structure)

Load one single-element structure to one lane of one register

This instruction loads a single-element structure from memory and writes the result to the specified lane of the SIMD&FP register without affecting the other bits of the register.
Depending on the settings in the CPACR_EL1, CPTR_EL2, and CPTR_EL3 registers, and the current Security state and Exception level, an attempt to execute the instruction might be trapped.

It has encodings from 2 classes: [No offset](#) and [Post-index](#)

No offset
(FEAT_AdvSIMD)

31	30	29	28	27	26	25	24	23	22	21	20	19	18	17	16	15	14	13	12	11	10	9	8	7	6	5	4	3	2	1	0
0	Q	0	0	1	1	0	1	0	1	0	0	0	0	0	0	x	x	0	S	size	Rn					Rt					
L										R	o2 opcode																				

Encoding for the 8-bit variant

Applies when (opcode == 000)

```
LD1 { <Vt>.B }[<index>], [<Xn|SP>]
```

Encoding for the 16-bit variant

Applies when (opcode == 010 && size == x0)

```
LD1 { <Vt>.H }[<index>], [<Xn|SP>]
```

Encoding for the 32-bit variant

Applies when (opcode == 100 && size == 00)

```
LD1 { <Vt>.S }[<index>], [<Xn|SP>]
```

Encoding for the 64-bit variant

Applies when (opcode == 100 && S == 0 && size == 01)

```
LD1 { <Vt>.D }[<index>], [<Xn|SP>]
```

Decode for all variants of this encoding

```
if !IsFeatureImplemented(FEAT_AdvSIMD) then EndOfDecode(Decode_UNDEF);
integer t = UInt(Rt);
constant integer n = UInt(Rn);
constant integer m = integer UNKNOWN;
constant boolean wback = FALSE;
constant boolean nontemporal = FALSE;
constant boolean tagchecked = wback || n != 31;
```

Post-index
(FEAT_AdvSIMD)

31	30	29	28	27	26	25	24	23	22	21	20	19	18	17	16	15	14	13	12	11	10	9	8	7	6	5	4	3	2	1	0
0	Q	0	0	1	1	0	1	1	1	0	Rm					x	x	0	S	size	Rn					Rt					
L										R	opcode																				

Encoding for the 8-bit, immediate offset variant

Applies when (Rm == 11111 && opcode == 000)

```
LD1 { <Vt>.B }[<index>], [<Xn|SP>], #1
```

Encoding for the 8-bit, register offset variant

Applies when (Rm != 11111 && opcode == 000)

```
LD1 { <Vt>.B }[<index>], [<Xn|SP>], <Xm>
```

Encoding for the 64-bit, immediate offset variant

Applies when (Rm == 11111 && opcode == 100 && S == 0 && size == 01)

```
LD1 { <Vt>.D }[<index>], [<Xn|SP>], #8
```

Encoding for the 64-bit, register offset variant

Applies when (Rm != 11111 && opcode == 100 && S == 0 && size == 01)

```
LD1 { <Vt>.D }[<index>], [<Xn|SP>], <Xm>
```

Encoding for the 16-bit, immediate offset variant

Applies when (Rm == 11111 && opcode == 010 && size == x0)

```
LD1 { <Vt>.H }[<index>], [<Xn|SP>], #2
```

Encoding for the 16-bit, register offset variant

Applies when (Rm != 11111 && opcode == 010 && size == x0)

```
LD1 { <Vt>.H }[<index>], [<Xn|SP>], <Xm>
```

Encoding for the 32-bit, immediate offset variant

Applies when (Rm == 11111 && opcode == 100 && size == 00)

```
LD1 { <Vt>.S }[<index>], [<Xn|SP>], #4
```

Encoding for the 32-bit, register offset variant

Applies when (Rm != 11111 && opcode == 100 && size == 00)

```
LD1 { <Vt>.S }[<index>], [<Xn|SP>], <Xm>
```

Decode for all variants of this encoding

```
if !IsFeatureImplemented(FEAT_AdvSIMD) then EndOfDecode(Decode_UNDEF);
integer t = UInt(Rt);
constant integer n = UInt(Rn);
constant integer m = UInt(Rm);
constant boolean wback = TRUE;
constant boolean nontemporal = FALSE;
constant boolean tagchecked = wback || n != 31;
```

Assembler Symbols

<Vt> Is the name of the first or only SIMD&FP register to be transferred, encoded in the "Rt" field.

<index>	For the "8-bit", "8-bit, immediate offset", and "8-bit, register offset" variants: is the element index, encoded in "Q:S:size". For the "16-bit", "16-bit, immediate offset", and "16-bit, register offset" variants: is the element index, encoded in "Q:S:size<1>". For the "32-bit", "32-bit, immediate offset", and "32-bit, register offset" variants: is the element index, encoded in "Q:S". For the "64-bit", "64-bit, immediate offset", and "64-bit, register offset" variants: is the element index, encoded in "Q".
<Xn SP>	Is the 64-bit name of the general-purpose base register or stack pointer, encoded in the "Rn" field.
<Xm>	Is the 64-bit name of the general-purpose post-index register, excluding XZR, encoded in the "Rm" field.

Shared Decode

```

bits(2) scale = opcode<2:1>;
constant integer selem = UInt(opcode<0>:R) + 1;
boolean replicate = FALSE;
integer index;

case scale of
  when '11'
    // load and replicate
    if L == '0' || S == '1' then EndOfDecode(Decode\_UNDEF);
    scale = size;
    replicate = TRUE;
  when '00'
    index = UInt(Q:S:size);          // B[0-15]
  when '01'
    if size<0> == '1' then EndOfDecode(Decode\_UNDEF);
    index = UInt(Q:S:size<1>);       // H[0-7]
  when '10'
    if size<1> == '1' then EndOfDecode(Decode\_UNDEF);
    if size<0> == '0' then
      index = UInt(Q:S);              // S[0-3]
    else
      if S == '1' then EndOfDecode(Decode\_UNDEF);
      index = UInt(Q);                // D[0-1]
      scale = '11';

constant integer datasize = 64 << UInt(Q);
constant integer esize = 8 << UInt(scale);

```

Operation

```
CheckFPAdvSIMDEnabled64();

bits(64) address;
bits(64) eaddr;
bits(64) offs;
bits(128) rval;
bits(esize) element;
constant integer ebytes = esize DIV 8;

constant boolean privileged = PSTATE.EL != ELO;
constant AccessDescriptor accdesc = CreateAccDescASIMD(MemOp\_LOAD, nontemporal, tagchecked,
                                                    privileged);

if n == 31 then
    CheckSPAlignment();
    address = SP[64];
else
    address = X[n, 64];

offs = Zeros(64);

if replicate then
    // load and replicate to all elements
    for s = 0 to selem-1
        eaddr = AddressIncrement(address, offs, accdesc);
        element = Mem[eaddr, ebytes, accdesc];
        // replicate to fill 128- or 64-bit register
        V[t, datasize] = Replicate(element, datasize DIV esize);
        offs = offs + ebytes;
        t = (t + 1) MOD 32;
else
    // load/store one element per register
    for s = 0 to selem-1
        rval = V[t, 128];
        eaddr = AddressIncrement(address, offs, accdesc);
        Elem[rval, index, esize] = Mem[eaddr, ebytes, accdesc];
        V[t, 128] = rval;
        offs = offs + ebytes;
        t = ( t + 1 ) MOD 32;

if wback then
    if m != 31 then
        offs = X[m, 64];
    address = AddressAdd(address, offs, accdesc);
    if n == 31 then
        SP[64] = address;
    else
        X[n, 64] = address;
```

Operational information

If PSTATE.DIT is 1, the timing of this instruction is insensitive to the value of the data being loaded or stored.

Internal version only: aarchmrs v2025-03_rel, pseudocode v2025-03_rel ; Build timestamp: 2025-03-21T17:41

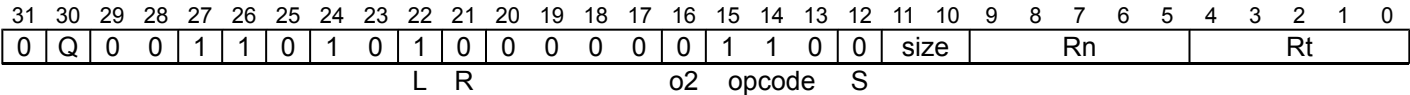
Copyright © 2010-2025 Arm Limited or its affiliates. All rights reserved. This document is Non-Confidential.

LD1R

Load one single-element structure and replicate to all lanes (of one register)

This instruction loads a single-element structure from memory and replicates the structure to all the lanes of the SIMD&FP register.
Depending on the settings in the CPACR_EL1, CPTR_EL2, and CPTR_EL3 registers, and the current Security state and Exception level, an attempt to execute the instruction might be trapped.
It has encodings from 2 classes: [No offset](#) and [Post-index](#)

No offset (FEAT_AdvSIMD)



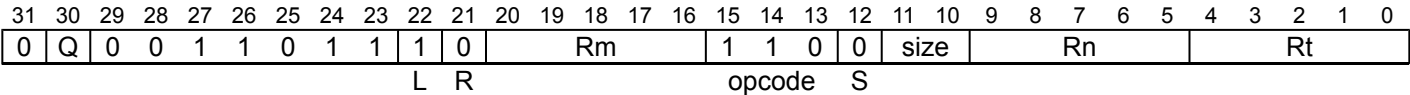
Encoding

LD1R { <Vt>.<T> }, [<Xn|SP>]

Decode for this encoding

```
if !IsFeatureImplemented(FEAT_AdvSIMD) then EndOfDecode(Decode_UNDEF);
integer t = UInt(Rt);
constant integer n = UInt(Rn);
constant integer m = integer UNKNOWN;
constant boolean wback = FALSE;
constant boolean nontemporal = FALSE;
constant boolean tagchecked = wback || n != 31;
```

Post-index (FEAT_AdvSIMD)



Encoding for the Immediate offset variant

Applies when (Rm == 11111)

LD1R { <Vt>.<T> }, [<Xn|SP>], <imm>

Encoding for the Register offset variant

Applies when (Rm != 11111)

LD1R { <Vt>.<T> }, [<Xn|SP>], <Xm>

Decode for all variants of this encoding

```
if !IsFeatureImplemented(FEAT_AdvSIMD) then EndOfDecode(Decode_UNDEF);
integer t = UInt(Rt);
constant integer n = UInt(Rn);
constant integer m = UInt(Rm);
constant boolean wback = TRUE;
constant boolean nontemporal = FALSE;
constant boolean tagchecked = wback || n != 31;
```

Assembler Symbols

<Vt> Is the name of the first or only SIMD&FP register to be transferred, encoded in the "Rt" field.

<T> Is an arrangement specifier, encoded in “size:Q”:

size	Q	<T>
00	0	8B
00	1	16B
01	0	4H
01	1	8H
10	0	2S
10	1	4S
11	0	1D
11	1	2D

<Xn|SP> Is the 64-bit name of the general-purpose base register or stack pointer, encoded in the "Rn" field.

<imm> Is the post-index immediate offset, encoded in “size”:

size	<imm>
00	#1
01	#2
10	#4
11	#8

<Xm> Is the 64-bit name of the general-purpose post-index register, excluding XZR, encoded in the "Rm" field.

Shared Decode

```
bits(2) scale = opcode<2:1>;
constant integer selem = UInt(opcode<0>:R) + 1;
boolean replicate = FALSE;
integer index;

case scale of
  when '11'
    // load and replicate
    if L == '0' || S == '1' then EndOfDecode(Decode_UNDEF);
    scale = size;
    replicate = TRUE;
  when '00'
    index = UInt(Q:S:size);          // B[0-15]
  when '01'
    if size<0> == '1' then EndOfDecode(Decode_UNDEF);
    index = UInt(Q:S:size<1>);      // H[0-7]
  when '10'
    if size<1> == '1' then EndOfDecode(Decode_UNDEF);
    if size<0> == '0' then
      index = UInt(Q:S);            // S[0-3]
    else
      if S == '1' then EndOfDecode(Decode_UNDEF);
      index = UInt(Q);              // D[0-1]
      scale = '11';

constant integer datasize = 64 << UInt(Q);
constant integer esize = 8 << UInt(scale);
```

Operation

```
CheckFPAdvSIMDEnabled64();

bits(64) address;
bits(64) eaddr;
bits(64) offs;
bits(128) rval;
bits(esize) element;
constant integer ebytes = esize DIV 8;

constant boolean privileged = PSTATE.EL != ELO;
constant AccessDescriptor accdesc = CreateAccDescASIMD(MemOp\_LOAD, nontemporal, tagchecked,
                                                    privileged);

if n == 31 then
    CheckSPAlignment();
    address = SP[64];
else
    address = X[n, 64];

offs = Zeros(64);

if replicate then
    // load and replicate to all elements
    for s = 0 to selem-1
        eaddr = AddressIncrement(address, offs, accdesc);
        element = Mem[eaddr, ebytes, accdesc];
        // replicate to fill 128- or 64-bit register
        V[t, datasize] = Replicate(element, datasize DIV esize);
        offs = offs + ebytes;
        t = (t + 1) MOD 32;
else
    // load/store one element per register
    for s = 0 to selem-1
        rval = V[t, 128];
        eaddr = AddressIncrement(address, offs, accdesc);
        Elem[rval, index, esize] = Mem[eaddr, ebytes, accdesc];
        V[t, 128] = rval;
        offs = offs + ebytes;
        t = ( t + 1 ) MOD 32;

if wback then
    if m != 31 then
        offs = X[m, 64];
    address = AddressAdd(address, offs, accdesc);
    if n == 31 then
        SP[64] = address;
    else
        X[n, 64] = address;
```

Operational information

If PSTATE.DIT is 1, the timing of this instruction is insensitive to the value of the data being loaded or stored.

Internal version only: aarchmrs v2025-03_rel, pseudocode v2025-03_rel ; Build timestamp: 2025-03-21T17:41

Copyright © 2010-2025 Arm Limited or its affiliates. All rights reserved. This document is Non-Confidential.

LD2 (multiple structures)

Load multiple 2-element structures to two registers

This instruction loads multiple 2-element structures from memory and writes the result to the two SIMD&FP registers, with de-interleaving. For an example of de-interleaving, see LD3 (multiple structures). Depending on the settings in the CPACR_EL1, CPTR_EL2, and CPTR_EL3 registers, and the current Security state and Exception level, an attempt to execute the instruction might be trapped. It has encodings from 2 classes: [No offset](#) and [Post-index](#)

No offset
(FEAT_AdvSIMD)

31	30	29	28	27	26	25	24	23	22	21	20	19	18	17	16	15	14	13	12	11	10	9	8	7	6	5	4	3	2	1	0
0	Q	0	0	1	1	0	0	0	1	0	0	0	0	0	0	1	0	0	0	size	Rn				Rt						
L										opcode																					

Encoding

LD2 { <Vt>.<T>, <Vt2>.<T> }, [<Xn|SP>]

Decode for this encoding

```
if !IsFeatureImplemented(FEAT_AdvSIMD) then EndOfDecode(Decode_UNDEF);
constant integer t = UInt(Rt);
constant integer n = UInt(Rn);
constant integer m = integer UNKNOWN;
constant boolean wback = FALSE;
constant boolean nontemporal = FALSE;
constant boolean tagchecked = wback || n != 31;
```

Post-index
(FEAT_AdvSIMD)

31	30	29	28	27	26	25	24	23	22	21	20	19	18	17	16	15	14	13	12	11	10	9	8	7	6	5	4	3	2	1	0
0	Q	0	0	1	1	0	0	1	1	0	Rm				1	0	0	0	size	Rn				Rt							
L										opcode																					

Encoding for the Immediate offset variant

Applies when (Rm == 11111)

LD2 { <Vt>.<T>, <Vt2>.<T> }, [<Xn|SP>], <imm>

Encoding for the Register offset variant

Applies when (Rm != 11111)

LD2 { <Vt>.<T>, <Vt2>.<T> }, [<Xn|SP>], <Xm>

Decode for all variants of this encoding

```
if !IsFeatureImplemented(FEAT_AdvSIMD) then EndOfDecode(Decode_UNDEF);
constant integer t = UInt(Rt);
constant integer n = UInt(Rn);
constant integer m = UInt(Rm);
constant boolean wback = TRUE;
constant boolean nontemporal = FALSE;
constant boolean tagchecked = wback || n != 31;
```

Assembler Symbols

<Vt> Is the name of the first or only SIMD&FP register to be transferred, encoded in the "Rt" field.

<T> Is an arrangement specifier, encoded in “size:Q”:

size	Q	<T>
00	0	8B
00	1	16B
01	0	4H
01	1	8H
10	0	2S
10	1	4S
11	0	RESERVED
11	1	2D

<Vt2> Is the name of the second SIMD&FP register to be transferred, encoded as "Rt" plus 1 modulo 32.

<Xn|SP> Is the 64-bit name of the general-purpose base register or stack pointer, encoded in the "Rn" field.

<imm> Is the post-index immediate offset, encoded in “Q”:

Q	<imm>
0	#16
1	#32

<Xm> Is the 64-bit name of the general-purpose post-index register, excluding XZR, encoded in the "Rm" field.

Shared Decode

```
constant integer datasize = 64 << UInt(Q);
constant integer esize = 8 << UInt(size);
constant integer elements = datasize DIV esize;

constant integer rpt = 1;
constant integer selem = 2;

// .1D format only permitted with LD1 & ST1
if size:Q == '110' && selem != 1 then EndOfDecode(Decode_UNDEF);
```


Operation

```
CheckFPAdvSIMDEnabled64();

bits(64) address;
bits(64) eaddr;
bits(64) offs;
bits(datasize) rval;
integer tt;
constant integer ebytes = esize DIV 8;

constant boolean privileged = PSTATE.EL != ELO;
constant AccessDescriptor accdesc = CreateAccDescASIMD(MemOp\_LOAD, nontemporal, tagchecked,
                                                    privileged);

if n == 31 then
    CheckSPAlignment();
    address = SP[64];
else
    address = X[n, 64];

offs = Zeros(64);
for r = 0 to rpt-1
    for e = 0 to elements-1
        tt = (t + r) MOD 32;
        for s = 0 to selem-1
            rval = V[tt, datasize];
            eaddr = AddressIncrement(address, offs, accdesc);
            Elem[rval, e, esize] = Mem[eaddr, ebytes, accdesc];
            V[tt, datasize] = rval;
            offs = offs + ebytes;
            tt = (tt + 1) MOD 32;
if wback then
    if m != 31 then
        offs = X[m, 64];
    address = AddressAdd(address, offs, accdesc);
    if n == 31 then
        SP[64] = address;
    else
        X[n, 64] = address;
```

Operational information

If PSTATE.DIT is 1, the timing of this instruction is insensitive to the value of the data being loaded or stored.

Internal version only: aarchmrs v2025-03_rel, pseudocode v2025-03_rel ; Build timestamp: 2025-03-21T17:41

Copyright © 2010-2025 Arm Limited or its affiliates. All rights reserved. This document is Non-Confidential.

LD2 (single structure)

Load single 2-element structure to one lane of two registers

This instruction loads a 2-element structure from memory and writes the result to the corresponding elements of the two SIMD&FP registers without affecting the other bits of the registers.

Depending on the settings in the CPACR_EL1, CPTR_EL2, and CPTR_EL3 registers, and the current Security state and Exception level, an attempt to execute the instruction might be trapped.

It has encodings from 2 classes: [No offset](#) and [Post-index](#)

No offset

(FEAT_AdvSIMD)

31	30	29	28	27	26	25	24	23	22	21	20	19	18	17	16	15	14	13	12	11	10	9	8	7	6	5	4	3	2	1	0
0	Q	0	0	1	1	0	1	0	1	1	0	0	0	0	0	x	x	0	S	size	Rn				Rt						
L										R	o2				opcode																

Encoding for the 8-bit variant

Applies when (opcode == 000)

```
LD2 { <Vt>.B, <Vt2>.B }[<index>], [<Xn|SP>]
```

Encoding for the 16-bit variant

Applies when (opcode == 010 && size == x0)

```
LD2 { <Vt>.H, <Vt2>.H }[<index>], [<Xn|SP>]
```

Encoding for the 32-bit variant

Applies when (opcode == 100 && size == 00)

```
LD2 { <Vt>.S, <Vt2>.S }[<index>], [<Xn|SP>]
```

Encoding for the 64-bit variant

Applies when (opcode == 100 && S == 0 && size == 01)

```
LD2 { <Vt>.D, <Vt2>.D }[<index>], [<Xn|SP>]
```

Decode for all variants of this encoding

```
if !IsFeatureImplemented(FEAT_AdvSIMD) then EndOfDecode(Decode_UNDEF);
integer t = UInt(Rt);
constant integer n = UInt(Rn);
constant integer m = integer UNKNOWN;
constant boolean wback = FALSE;
constant boolean nontemporal = FALSE;
constant boolean tagchecked = wback || n != 31;
```

Post-index

(FEAT_AdvSIMD)

31	30	29	28	27	26	25	24	23	22	21	20	19	18	17	16	15	14	13	12	11	10	9	8	7	6	5	4	3	2	1	0
0	Q	0	0	1	1	0	1	1	1	1	Rm				x	x	0	S	size	Rn				Rt							
L										R	opcode																				

Encoding for the 8-bit, immediate offset variant

Applies when (Rm == 11111 && opcode == 000)

```
LD2 { <Vt>.B, <Vt2>.B }[<index>], [<Xn|SP>], #2
```

Encoding for the 8-bit, register offset variant

Applies when (Rm != 11111 && opcode == 000)

```
LD2 { <Vt>.B, <Vt2>.B }[<index>], [<Xn|SP>], <Xm>
```

Encoding for the 16-bit, immediate offset variant

Applies when (Rm == 11111 && opcode == 010 && size == x0)

```
LD2 { <Vt>.H, <Vt2>.H }[<index>], [<Xn|SP>], #4
```

Encoding for the 16-bit, register offset variant

Applies when (Rm != 11111 && opcode == 010 && size == x0)

```
LD2 { <Vt>.H, <Vt2>.H }[<index>], [<Xn|SP>], <Xm>
```

Encoding for the 32-bit, immediate offset variant

Applies when (Rm == 11111 && opcode == 100 && size == 00)

```
LD2 { <Vt>.S, <Vt2>.S }[<index>], [<Xn|SP>], #8
```

Encoding for the 32-bit, register offset variant

Applies when (Rm != 11111 && opcode == 100 && size == 00)

```
LD2 { <Vt>.S, <Vt2>.S }[<index>], [<Xn|SP>], <Xm>
```

Encoding for the 64-bit, immediate offset variant

Applies when (Rm == 11111 && opcode == 100 && S == 0 && size == 01)

```
LD2 { <Vt>.D, <Vt2>.D }[<index>], [<Xn|SP>], #16
```

Encoding for the 64-bit, register offset variant

Applies when (Rm != 11111 && opcode == 100 && S == 0 && size == 01)

```
LD2 { <Vt>.D, <Vt2>.D }[<index>], [<Xn|SP>], <Xm>
```

Decode for all variants of this encoding

```
if !IsFeatureImplemented(FEAT_AdvSIMD) then EndOfDecode(Decode_UNDEF);
integer t = UInt(Rt);
constant integer n = UInt(Rn);
constant integer m = UInt(Rm);
constant boolean wback = TRUE;
constant boolean nontemporal = FALSE;
constant boolean tagchecked = wback || n != 31;
```

Assembler Symbols

<Vt> Is the name of the first or only SIMD&FP register to be transferred, encoded in the "Rt" field.

<Vt2>	Is the name of the second SIMD&FP register to be transferred, encoded as "Rt" plus 1 modulo 32.
<index>	For the "8-bit", "8-bit, immediate offset", and "8-bit, register offset" variants: is the element index, encoded in "Q:S:size". For the "16-bit", "16-bit, immediate offset", and "16-bit, register offset" variants: is the element index, encoded in "Q:S:size<1>". For the "32-bit", "32-bit, immediate offset", and "32-bit, register offset" variants: is the element index, encoded in "Q:S". For the "64-bit", "64-bit, immediate offset", and "64-bit, register offset" variants: is the element index, encoded in "Q".
<Xn SP>	Is the 64-bit name of the general-purpose base register or stack pointer, encoded in the "Rn" field.
<Xm>	Is the 64-bit name of the general-purpose post-index register, excluding XZR, encoded in the "Rm" field.

Shared Decode

```

bits(2) scale = opcode<2:1>;
constant integer selem = UInt(opcode<0>:R) + 1;
boolean replicate = FALSE;
integer index;

case scale of
  when '11'
    // load and replicate
    if L == '0' || S == '1' then EndOfDecode(Decode\_UNDEF);
    scale = size;
    replicate = TRUE;
  when '00'
    index = UInt(Q:S:size);          // B[0-15]
  when '01'
    if size<0> == '1' then EndOfDecode(Decode\_UNDEF);
    index = UInt(Q:S:size<1>);      // H[0-7]
  when '10'
    if size<1> == '1' then EndOfDecode(Decode\_UNDEF);
    if size<0> == '0' then
      index = UInt(Q:S);            // S[0-3]
    else
      if S == '1' then EndOfDecode(Decode\_UNDEF);
      index = UInt(Q);              // D[0-1]
      scale = '11';

constant integer datasize = 64 << UInt(Q);
constant integer esize = 8 << UInt(scale);

```

Operation

```
CheckFPAdvSIMDEnabled64();

bits(64) address;
bits(64) eaddr;
bits(64) offs;
bits(128) rval;
bits(esize) element;
constant integer ebytes = esize DIV 8;

constant boolean privileged = PSTATE.EL != ELO;
constant AccessDescriptor accdesc = CreateAccDescASIMD(MemOp_LOAD, nontemporal, tagchecked,
                                                         privileged);

if n == 31 then
    CheckSPAlignment();
    address = SP[64];
else
    address = X[n, 64];

offs = Zeros(64);

if replicate then
    // load and replicate to all elements
    for s = 0 to selem-1
        eaddr = AddressIncrement(address, offs, accdesc);
        element = Mem[eaddr, ebytes, accdesc];
        // replicate to fill 128- or 64-bit register
        V[t, datasize] = Replicate(element, datasize DIV esize);
        offs = offs + ebytes;
        t = (t + 1) MOD 32;
else
    // load/store one element per register
    for s = 0 to selem-1
        rval = V[t, 128];
        eaddr = AddressIncrement(address, offs, accdesc);
        Elem[rval, index, esize] = Mem[eaddr, ebytes, accdesc];
        V[t, 128] = rval;
        offs = offs + ebytes;
        t = (t + 1) MOD 32;

if wback then
    if m != 31 then
        offs = X[m, 64];
    address = AddressAdd(address, offs, accdesc);
    if n == 31 then
        SP[64] = address;
    else
        X[n, 64] = address;
```

Operational information

If PSTATE.DIT is 1, the timing of this instruction is insensitive to the value of the data being loaded or stored.

Internal version only: aarchmrs v2025-03_rel, pseudocode v2025-03_rel ; Build timestamp: 2025-03-21T17:41

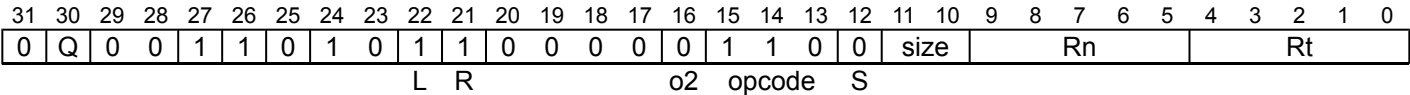
Copyright © 2010-2025 Arm Limited or its affiliates. All rights reserved. This document is Non-Confidential.

LD2R

Load single 2-element structure and replicate to all lanes of two registers

This instruction loads a 2-element structure from memory and replicates the structure to all the lanes of the two SIMD&FP registers.
Depending on the settings in the CPACR_EL1, CPTR_EL2, and CPTR_EL3 registers, and the current Security state and Exception level, an attempt to execute the instruction might be trapped.
It has encodings from 2 classes: [No offset](#) and [Post-index](#)

No offset (FEAT_AdvSIMD)



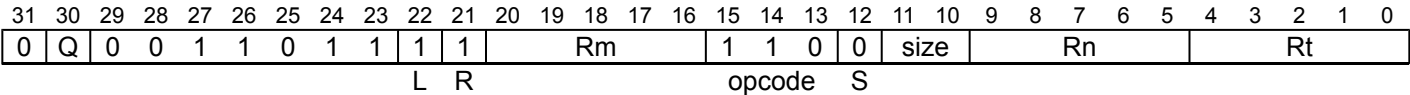
Encoding

LD2R { <Vt>.<T>, <Vt2>.<T> }, [<Xn|SP>]

Decode for this encoding

```
if !IsFeatureImplemented(FEAT_AdvSIMD) then EndOfDecode(Decode_UNDEF);
integer t = UInt(Rt);
constant integer n = UInt(Rn);
constant integer m = integer UNKNOWN;
constant boolean wback = FALSE;
constant boolean nontemporal = FALSE;
constant boolean tagchecked = wback || n != 31;
```

Post-index (FEAT_AdvSIMD)



Encoding for the Immediate offset variant

Applies when (Rm == 11111)

LD2R { <Vt>.<T>, <Vt2>.<T> }, [<Xn|SP>], <imm>

Encoding for the Register offset variant

Applies when (Rm != 11111)

LD2R { <Vt>.<T>, <Vt2>.<T> }, [<Xn|SP>], <Xm>

Decode for all variants of this encoding

```
if !IsFeatureImplemented(FEAT_AdvSIMD) then EndOfDecode(Decode_UNDEF);
integer t = UInt(Rt);
constant integer n = UInt(Rn);
constant integer m = UInt(Rm);
constant boolean wback = TRUE;
constant boolean nontemporal = FALSE;
constant boolean tagchecked = wback || n != 31;
```

Assembler Symbols

<Vt> Is the name of the first or only SIMD&FP register to be transferred, encoded in the "Rt" field.

<T> Is an arrangement specifier, encoded in “size:Q”:

size	Q	<T>
00	0	8B
00	1	16B
01	0	4H
01	1	8H
10	0	2S
10	1	4S
11	0	1D
11	1	2D

<Vt2> Is the name of the second SIMD&FP register to be transferred, encoded as "Rt" plus 1 modulo 32.

<Xn|SP> Is the 64-bit name of the general-purpose base register or stack pointer, encoded in the "Rn" field.

<imm> Is the post-index immediate offset, encoded in “size”:

size	<imm>
00	#2
01	#4
10	#8
11	#16

<Xm> Is the 64-bit name of the general-purpose post-index register, excluding XZR, encoded in the "Rm" field.

Shared Decode

```
bits(2) scale = opcode<2:1>;
constant integer selem = UInt(opcode<0>:R) + 1;
boolean replicate = FALSE;
integer index;

case scale of
  when '11'
    // load and replicate
    if L == '0' || S == '1' then EndOfDecode(Decode_UNDEF);
    scale = size;
    replicate = TRUE;
  when '00'
    index = UInt(Q:S:size);          // B[0-15]
  when '01'
    if size<0> == '1' then EndOfDecode(Decode_UNDEF);
    index = UInt(Q:S:size<1>);      // H[0-7]
  when '10'
    if size<1> == '1' then EndOfDecode(Decode_UNDEF);
    if size<0> == '0' then
      index = UInt(Q:S);            // S[0-3]
    else
      if S == '1' then EndOfDecode(Decode_UNDEF);
      index = UInt(Q);              // D[0-1]
      scale = '11';

constant integer datasize = 64 << UInt(Q);
constant integer esize = 8 << UInt(scale);
```

Operation

```
CheckFPAdvSIMDEnabled64();

bits(64) address;
bits(64) eaddr;
bits(64) offs;
bits(128) rval;
bits(esize) element;
constant integer ebytes = esize DIV 8;

constant boolean privileged = PSTATE.EL != ELO;
constant AccessDescriptor accdesc = CreateAccDescASIMD(MemOp\_LOAD, nontemporal, tagchecked,
                                                    privileged);

if n == 31 then
    CheckSPAlignment();
    address = SP[64];
else
    address = X[n, 64];

offs = Zeros(64);

if replicate then
    // load and replicate to all elements
    for s = 0 to selem-1
        eaddr = AddressIncrement(address, offs, accdesc);
        element = Mem[eaddr, ebytes, accdesc];
        // replicate to fill 128- or 64-bit register
        V[t, datasize] = Replicate(element, datasize DIV esize);
        offs = offs + ebytes;
        t = (t + 1) MOD 32;
else
    // load/store one element per register
    for s = 0 to selem-1
        rval = V[t, 128];
        eaddr = AddressIncrement(address, offs, accdesc);
        Elem[rval, index, esize] = Mem[eaddr, ebytes, accdesc];
        V[t, 128] = rval;
        offs = offs + ebytes;
        t = (t + 1) MOD 32;

if wback then
    if m != 31 then
        offs = X[m, 64];
    address = AddressAdd(address, offs, accdesc);
    if n == 31 then
        SP[64] = address;
    else
        X[n, 64] = address;
```

Operational information

If PSTATE.DIT is 1, the timing of this instruction is insensitive to the value of the data being loaded or stored.

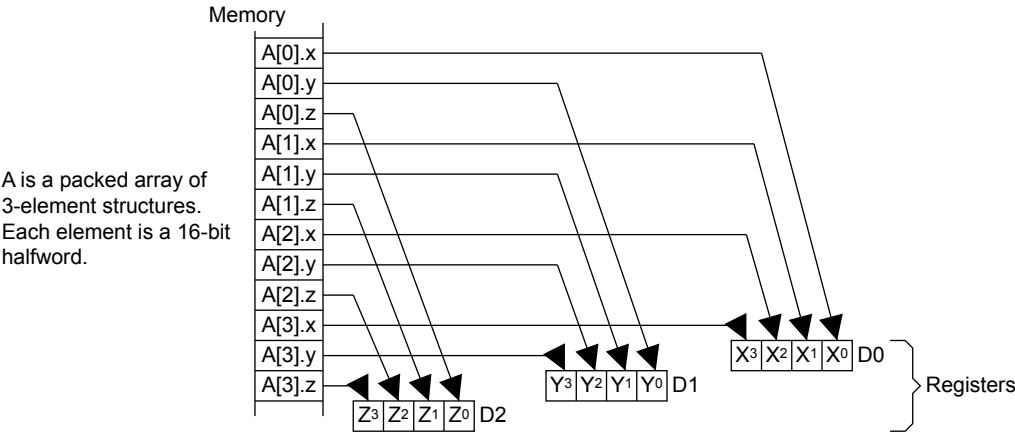
Internal version only: aarchmrs v2025-03_rel, pseudocode v2025-03_rel ; Build timestamp: 2025-03-21T17:41

Copyright © 2010-2025 Arm Limited or its affiliates. All rights reserved. This document is Non-Confidential.

LD3 (multiple structures)

Load multiple 3-element structures to three registers

This instruction loads multiple 3-element structures from memory and writes the result to the three SIMD&FP registers, with de-interleaving. The following figure shows an example of the operation of de-interleaving of a LD3.16 (multiple 3-element structures) instruction:.



Depending on the settings in the CPACR_EL1, CPTR_EL2, and CPTR_EL3 registers, and the current Security state and Exception level, an attempt to execute the instruction might be trapped.

It has encodings from 2 classes: [No offset](#) and [Post-index](#)

No offset
(FEAT_AdvSIMD)

31	30	29	28	27	26	25	24	23	22	21	20	19	18	17	16	15	14	13	12	11	10	9	8	7	6	5	4	3	2	1	0
0	Q	0	0	1	1	0	0	0	1	0	0	0	0	0	0	0	1	0	0	size	Rn				Rt						
L										opcode																					

Encoding

```
LD3 { <Vt>.<T>, <Vt2>.<T>, <Vt3>.<T> }, [<Xn|SP>]
```

Decode for this encoding

```
if !IsFeatureImplemented(FEAT_AdvSIMD) then EndOfDecode(Decode_UNDEF);
constant integer t = UInt(Rt);
constant integer n = UInt(Rn);
constant integer m = integer UNKNOWN;
constant boolean wback = FALSE;
constant boolean nontemporal = FALSE;
constant boolean tagchecked = wback || n != 31;
```

Post-index
(FEAT_AdvSIMD)

31	30	29	28	27	26	25	24	23	22	21	20	19	18	17	16	15	14	13	12	11	10	9	8	7	6	5	4	3	2	1	0
0	Q	0	0	1	1	0	0	1	1	0	Rm				0	1	0	0	size	Rn				Rt							
L										opcode																					

Encoding for the Immediate offset variant

Applies when (Rm == 11111)

```
LD3 { <Vt>.<T>, <Vt2>.<T>, <Vt3>.<T> }, [<Xn|SP>], <imm>
```

Encoding for the Register offset variant

Applies when (Rm != 11111)

```
LD3 { <Vt>.<T>, <Vt2>.<T>, <Vt3>.<T> }, [<Xn|SP>], <Xm>
```

Decode for all variants of this encoding

```
if !IsFeatureImplemented(FEAT_AdvSIMD) then EndOfDecode(Decode_UNDEF);
constant integer t = UInt(Rt);
constant integer n = UInt(Rn);
constant integer m = UInt(Rm);
constant boolean wback = TRUE;
constant boolean nontemporal = FALSE;
constant boolean tagchecked = wback || n != 31;
```

Assembler Symbols

<Vt> Is the name of the first or only SIMD&FP register to be transferred, encoded in the "Rt" field.

<T> Is an arrangement specifier, encoded in "size:Q":

size	Q	<T>
00	0	8B
00	1	16B
01	0	4H
01	1	8H
10	0	2S
10	1	4S
11	0	RESERVED
11	1	2D

<Vt2> Is the name of the second SIMD&FP register to be transferred, encoded as "Rt" plus 1 modulo 32.

<Vt3> Is the name of the third SIMD&FP register to be transferred, encoded as "Rt" plus 2 modulo 32.

<Xn|SP> Is the 64-bit name of the general-purpose base register or stack pointer, encoded in the "Rn" field.

<imm> Is the post-index immediate offset, encoded in "Q":

Q	<imm>
0	#24
1	#48

<Xm> Is the 64-bit name of the general-purpose post-index register, excluding XZR, encoded in the "Rm" field.

Shared Decode

```
constant integer datasize = 64 << UInt(Q);
constant integer esize = 8 << UInt(size);
constant integer elements = datasize DIV esize;

constant integer rpt = 1;
constant integer selem = 3;

// .1D format only permitted with LD1 & ST1
if size:Q == '110' && selem != 1 then EndOfDecode(Decode_UNDEF);
```

Operation

```
CheckFPAdvSIMDEnabled64();

bits(64) address;
bits(64) eaddr;
bits(64) offs;
bits(datasize) rval;
integer tt;
constant integer ebytes = esize DIV 8;

constant boolean privileged = PSTATE.EL != ELO;
constant AccessDescriptor accdesc = CreateAccDescASIMD(MemOp\_LOAD, nontemporal, tagchecked,
                                                    privileged);

if n == 31 then
    CheckSPAlignment();
    address = SP[64];
else
    address = X[n, 64];

offs = Zeros(64);
for r = 0 to rpt-1
    for e = 0 to elements-1
        tt = (t + r) MOD 32;
        for s = 0 to selem-1
            rval = V[tt, datasize];
            eaddr = AddressIncrement(address, offs, accdesc);
            Elem[rval, e, esize] = Mem[eaddr, ebytes, accdesc];
            V[tt, datasize] = rval;
            offs = offs + ebytes;
            tt = (tt + 1) MOD 32;
if wback then
    if m != 31 then
        offs = X[m, 64];
    address = AddressAdd(address, offs, accdesc);
    if n == 31 then
        SP[64] = address;
    else
        X[n, 64] = address;
```

Operational information

If PSTATE.DIT is 1, the timing of this instruction is insensitive to the value of the data being loaded or stored.

Internal version only: aarchmrs v2025-03_rel, pseudocode v2025-03_rel ; Build timestamp: 2025-03-21T17:41

Copyright © 2010-2025 Arm Limited or its affiliates. All rights reserved. This document is Non-Confidential.

LD3 (single structure)

Load single 3-element structure to one lane of three registers

This instruction loads a 3-element structure from memory and writes the result to the corresponding elements of the three SIMD&FP registers without affecting the other bits of the registers.

Depending on the settings in the CPACR_EL1, CPTR_EL2, and CPTR_EL3 registers, and the current Security state and Exception level, an attempt to execute the instruction might be trapped.

It has encodings from 2 classes: [No offset](#) and [Post-index](#)

No offset

(FEAT_AdvSIMD)

31	30	29	28	27	26	25	24	23	22	21	20	19	18	17	16	15	14	13	12	11	10	9	8	7	6	5	4	3	2	1	0
0	Q	0	0	1	1	0	1	0	1	0	0	0	0	0	0	x	x	1	S	size	Rn					Rt					
L										R	o2					opcode															

Encoding for the 8-bit variant

Applies when (opcode == 001)

```
LD3 { <Vt>.B, <Vt2>.B, <Vt3>.B }[<index>], [<Xn|SP>]
```

Encoding for the 16-bit variant

Applies when (opcode == 011 && size == x0)

```
LD3 { <Vt>.H, <Vt2>.H, <Vt3>.H }[<index>], [<Xn|SP>]
```

Encoding for the 32-bit variant

Applies when (opcode == 101 && size == 00)

```
LD3 { <Vt>.S, <Vt2>.S, <Vt3>.S }[<index>], [<Xn|SP>]
```

Encoding for the 64-bit variant

Applies when (opcode == 101 && S == 0 && size == 01)

```
LD3 { <Vt>.D, <Vt2>.D, <Vt3>.D }[<index>], [<Xn|SP>]
```

Decode for all variants of this encoding

```
if !IsFeatureImplemented(FEAT_AdvSIMD) then EndOfDecode(Decode_UNDEF);
integer t = UInt(Rt);
constant integer n = UInt(Rn);
constant integer m = integer UNKNOWN;
constant boolean wback = FALSE;
constant boolean nontemporal = FALSE;
constant boolean tagchecked = wback || n != 31;
```

Post-index

(FEAT_AdvSIMD)

31	30	29	28	27	26	25	24	23	22	21	20	19	18	17	16	15	14	13	12	11	10	9	8	7	6	5	4	3	2	1	0
0	Q	0	0	1	1	0	1	1	1	0	Rm					x	x	1	S	size	Rn					Rt					
L										R	opcode																				

Encoding for the 8-bit, immediate offset variant

Applies when (Rm == 11111 && opcode == 001)

```
LD3 { <Vt>.B, <Vt2>.B, <Vt3>.B }[<index>], [<Xn|SP>], #3
```

Encoding for the 8-bit, register offset variant

Applies when (Rm != 11111 && opcode == 001)

```
LD3 { <Vt>.B, <Vt2>.B, <Vt3>.B }[<index>], [<Xn|SP>], <Xm>
```

Encoding for the 16-bit, immediate offset variant

Applies when (Rm == 11111 && opcode == 011 && size == x0)

```
LD3 { <Vt>.H, <Vt2>.H, <Vt3>.H }[<index>], [<Xn|SP>], #6
```

Encoding for the 16-bit, register offset variant

Applies when (Rm != 11111 && opcode == 011 && size == x0)

```
LD3 { <Vt>.H, <Vt2>.H, <Vt3>.H }[<index>], [<Xn|SP>], <Xm>
```

Encoding for the 32-bit, immediate offset variant

Applies when (Rm == 11111 && opcode == 101 && size == 00)

```
LD3 { <Vt>.S, <Vt2>.S, <Vt3>.S }[<index>], [<Xn|SP>], #12
```

Encoding for the 32-bit, register offset variant

Applies when (Rm != 11111 && opcode == 101 && size == 00)

```
LD3 { <Vt>.S, <Vt2>.S, <Vt3>.S }[<index>], [<Xn|SP>], <Xm>
```

Encoding for the 64-bit, immediate offset variant

Applies when (Rm == 11111 && opcode == 101 && S == 0 && size == 01)

```
LD3 { <Vt>.D, <Vt2>.D, <Vt3>.D }[<index>], [<Xn|SP>], #24
```

Encoding for the 64-bit, register offset variant

Applies when (Rm != 11111 && opcode == 101 && S == 0 && size == 01)

```
LD3 { <Vt>.D, <Vt2>.D, <Vt3>.D }[<index>], [<Xn|SP>], <Xm>
```

Decode for all variants of this encoding

```
if !IsFeatureImplemented(FEAT_AdvSIMD) then EndOfDecode(Decode_UNDEF);
integer t = UInt(Rt);
constant integer n = UInt(Rn);
constant integer m = UInt(Rm);
constant boolean wback = TRUE;
constant boolean nontemporal = FALSE;
constant boolean tagchecked = wback || n != 31;
```

Assembler Symbols

<Vt> Is the name of the first or only SIMD&FP register to be transferred, encoded in the "Rt" field.

<Vt2>	Is the name of the second SIMD&FP register to be transferred, encoded as "Rt" plus 1 modulo 32.
<Vt3>	Is the name of the third SIMD&FP register to be transferred, encoded as "Rt" plus 2 modulo 32.
<index>	For the "8-bit", "8-bit, immediate offset", and "8-bit, register offset" variants: is the element index, encoded in "Q:S:size". For the "16-bit", "16-bit, immediate offset", and "16-bit, register offset" variants: is the element index, encoded in "Q:S:size<1>". For the "32-bit", "32-bit, immediate offset", and "32-bit, register offset" variants: is the element index, encoded in "Q:S". For the "64-bit", "64-bit, immediate offset", and "64-bit, register offset" variants: is the element index, encoded in "Q".
<Xn SP>	Is the 64-bit name of the general-purpose base register or stack pointer, encoded in the "Rn" field.
<Xm>	Is the 64-bit name of the general-purpose post-index register, excluding XZR, encoded in the "Rm" field.

Shared Decode

```

bits(2) scale = opcode<2:1>;
constant integer selem = UInt(opcode<0>:R) + 1;
boolean replicate = FALSE;
integer index;

case scale of
  when '11'
    // load and replicate
    if L == '0' || S == '1' then EndOfDecode(Decode\_UNDEF);
    scale = size;
    replicate = TRUE;
  when '00'
    index = UInt(Q:S:size);          // B[0-15]
  when '01'
    if size<0> == '1' then EndOfDecode(Decode\_UNDEF);
    index = UInt(Q:S:size<1>);       // H[0-7]
  when '10'
    if size<1> == '1' then EndOfDecode(Decode\_UNDEF);
    if size<0> == '0' then
      index = UInt(Q:S);              // S[0-3]
    else
      if S == '1' then EndOfDecode(Decode\_UNDEF);
      index = UInt(Q);                // D[0-1]
      scale = '11';

constant integer datasize = 64 << UInt(Q);
constant integer esize = 8 << UInt(scale);

```

Operation

```
CheckFPAdvSIMDEnabled64();

bits(64) address;
bits(64) eaddr;
bits(64) offs;
bits(128) rval;
bits(esize) element;
constant integer ebytes = esize DIV 8;

constant boolean privileged = PSTATE.EL != ELO;
constant AccessDescriptor accdesc = CreateAccDescASIMD(MemOp\_LOAD, nontemporal, tagchecked,
                                                    privileged);

if n == 31 then
    CheckSPAlignment();
    address = SP[64];
else
    address = X[n, 64];

offs = Zeros(64);

if replicate then
    // load and replicate to all elements
    for s = 0 to selem-1
        eaddr = AddressIncrement(address, offs, accdesc);
        element = Mem[eaddr, ebytes, accdesc];
        // replicate to fill 128- or 64-bit register
        V[t, datasize] = Replicate(element, datasize DIV esize);
        offs = offs + ebytes;
        t = (t + 1) MOD 32;
else
    // load/store one element per register
    for s = 0 to selem-1
        rval = V[t, 128];
        eaddr = AddressIncrement(address, offs, accdesc);
        Elem[rval, index, esize] = Mem[eaddr, ebytes, accdesc];
        V[t, 128] = rval;
        offs = offs + ebytes;
        t = ( t + 1 ) MOD 32;

if wback then
    if m != 31 then
        offs = X[m, 64];
    address = AddressAdd(address, offs, accdesc);
    if n == 31 then
        SP[64] = address;
    else
        X[n, 64] = address;
```

Operational information

If PSTATE.DIT is 1, the timing of this instruction is insensitive to the value of the data being loaded or stored.

Internal version only: aarchmrs v2025-03_rel, pseudocode v2025-03_rel ; Build timestamp: 2025-03-21T17:41

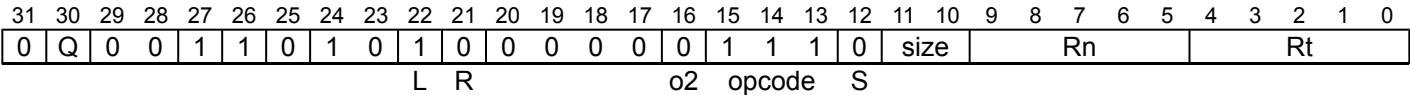
Copyright © 2010-2025 Arm Limited or its affiliates. All rights reserved. This document is Non-Confidential.

LD3R

Load single 3-element structure and replicate to all lanes of three registers

This instruction loads a 3-element structure from memory and replicates the structure to all the lanes of the three SIMD&FP registers.
Depending on the settings in the CPACR_EL1, CPTR_EL2, and CPTR_EL3 registers, and the current Security state and Exception level, an attempt to execute the instruction might be trapped.
It has encodings from 2 classes: [No offset](#) and [Post-index](#)

No offset (FEAT_AdvSIMD)



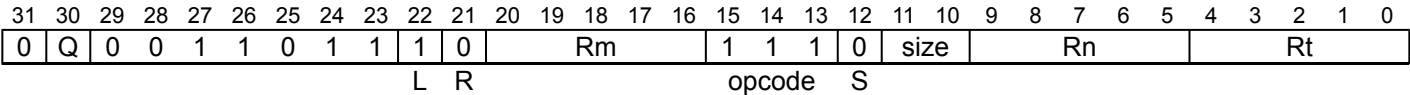
Encoding

LD3R { <Vt>.<T>, <Vt2>.<T>, <Vt3>.<T> }, [<Xn|SP>]

Decode for this encoding

```
if !IsFeatureImplemented(FEAT_AdvSIMD) then EndOfDecode(Decode_UNDEF);
integer t = UInt(Rt);
constant integer n = UInt(Rn);
constant integer m = integer UNKNOWN;
constant boolean wback = FALSE;
constant boolean nontemporal = FALSE;
constant boolean tagchecked = wback || n != 31;
```

Post-index (FEAT_AdvSIMD)



Encoding for the Immediate offset variant

Applies when (Rm == 11111)

LD3R { <Vt>.<T>, <Vt2>.<T>, <Vt3>.<T> }, [<Xn|SP>], <imm>

Encoding for the Register offset variant

Applies when (Rm != 11111)

LD3R { <Vt>.<T>, <Vt2>.<T>, <Vt3>.<T> }, [<Xn|SP>], <Xm>

Decode for all variants of this encoding

```
if !IsFeatureImplemented(FEAT_AdvSIMD) then EndOfDecode(Decode_UNDEF);
integer t = UInt(Rt);
constant integer n = UInt(Rn);
constant integer m = UInt(Rm);
constant boolean wback = TRUE;
constant boolean nontemporal = FALSE;
constant boolean tagchecked = wback || n != 31;
```


Assembler Symbols

<Vt> Is the name of the first or only SIMD&FP register to be transferred, encoded in the "Rt" field.

<T> Is an arrangement specifier, encoded in “size:Q”:

size	Q	<T>
00	0	8B
00	1	16B
01	0	4H
01	1	8H
10	0	2S
10	1	4S
11	0	1D
11	1	2D

<Vt2> Is the name of the second SIMD&FP register to be transferred, encoded as "Rt" plus 1 modulo 32.

<Vt3> Is the name of the third SIMD&FP register to be transferred, encoded as "Rt" plus 2 modulo 32.

<Xn|SP> Is the 64-bit name of the general-purpose base register or stack pointer, encoded in the "Rn" field.

<imm> Is the post-index immediate offset, encoded in “size”:

size	<imm>
00	#3
01	#6
10	#12
11	#24

<Xm> Is the 64-bit name of the general-purpose post-index register, excluding XZR, encoded in the "Rm" field.

Shared Decode

```
bits(2) scale = opcode<2:1>;
constant integer selem = UInt(opcode<0>:R) + 1;
boolean replicate = FALSE;
integer index;

case scale of
  when '11'
    // load and replicate
    if L == '0' || S == '1' then EndOfDecode(Decode_UNDEF);
    scale = size;
    replicate = TRUE;
  when '00'
    index = UInt(Q:S:size);          // B[0-15]
  when '01'
    if size<0> == '1' then EndOfDecode(Decode_UNDEF);
    index = UInt(Q:S:size<1>);      // H[0-7]
  when '10'
    if size<1> == '1' then EndOfDecode(Decode_UNDEF);
    if size<0> == '0' then
      index = UInt(Q:S);            // S[0-3]
    else
      if S == '1' then EndOfDecode(Decode_UNDEF);
      index = UInt(Q);              // D[0-1]
      scale = '11';

constant integer datasize = 64 << UInt(Q);
constant integer esize = 8 << UInt(scale);
```

Operation

```
CheckFPAdvSIMDEnabled64();

bits(64) address;
bits(64) eaddr;
bits(64) offs;
bits(128) rval;
bits(esize) element;
constant integer ebytes = esize DIV 8;

constant boolean privileged = PSTATE.EL != ELO;
constant AccessDescriptor accdesc = CreateAccDescASIMD(MemOp\_LOAD, nontemporal, tagchecked,
                                                    privileged);

if n == 31 then
    CheckSPAlignment();
    address = SP[64];
else
    address = X[n, 64];

offs = Zeros(64);

if replicate then
    // load and replicate to all elements
    for s = 0 to selem-1
        eaddr = AddressIncrement(address, offs, accdesc);
        element = Mem[eaddr, ebytes, accdesc];
        // replicate to fill 128- or 64-bit register
        V[t, datasize] = Replicate(element, datasize DIV esize);
        offs = offs + ebytes;
        t = (t + 1) MOD 32;
else
    // load/store one element per register
    for s = 0 to selem-1
        rval = V[t, 128];
        eaddr = AddressIncrement(address, offs, accdesc);
        Elem[rval, index, esize] = Mem[eaddr, ebytes, accdesc];
        V[t, 128] = rval;
        offs = offs + ebytes;
        t = ( t + 1 ) MOD 32;

if wback then
    if m != 31 then
        offs = X[m, 64];
    address = AddressAdd(address, offs, accdesc);
    if n == 31 then
        SP[64] = address;
    else
        X[n, 64] = address;
```

Operational information

If PSTATE.DIT is 1, the timing of this instruction is insensitive to the value of the data being loaded or stored.

Internal version only: aarchmrs v2025-03_rel, pseudocode v2025-03_rel ; Build timestamp: 2025-03-21T17:41

Copyright © 2010-2025 Arm Limited or its affiliates. All rights reserved. This document is Non-Confidential.

LD4 (multiple structures)

Load multiple 4-element structures to four registers

This instruction loads multiple 4-element structures from memory and writes the result to the four SIMD&FP registers, with de-interleaving. For an example of de-interleaving, see LD3 (multiple structures). Depending on the settings in the CPACR_EL1, CPTR_EL2, and CPTR_EL3 registers, and the current Security state and Exception level, an attempt to execute the instruction might be trapped. It has encodings from 2 classes: [No offset](#) and [Post-index](#)

No offset
(FEAT_AdvSIMD)

31	30	29	28	27	26	25	24	23	22	21	20	19	18	17	16	15	14	13	12	11	10	9	8	7	6	5	4	3	2	1	0
0	Q	0	0	1	1	0	0	0	1	0	0	0	0	0	0	0	0	0	0	size	Rn				Rt						
L										opcode																					

Encoding

LD4 { <Vt>.<T>, <Vt2>.<T>, <Vt3>.<T>, <Vt4>.<T> }, [<Xn|SP>]

Decode for this encoding

```
if !IsFeatureImplemented(FEAT_AdvSIMD) then EndOfDecode(Decode_UNDEF);
constant integer t = UInt(Rt);
constant integer n = UInt(Rn);
constant integer m = integer UNKNOWN;
constant boolean wback = FALSE;
constant boolean nontemporal = FALSE;
constant boolean tagchecked = wback || n != 31;
```

Post-index
(FEAT_AdvSIMD)

31	30	29	28	27	26	25	24	23	22	21	20	19	18	17	16	15	14	13	12	11	10	9	8	7	6	5	4	3	2	1	0
0	Q	0	0	1	1	0	0	1	1	0	Rm				0	0	0	0	size	Rn				Rt							
L										opcode																					

Encoding for the Immediate offset variant

Applies when (Rm == 11111)

LD4 { <Vt>.<T>, <Vt2>.<T>, <Vt3>.<T>, <Vt4>.<T> }, [<Xn|SP>], <imm>

Encoding for the Register offset variant

Applies when (Rm != 11111)

LD4 { <Vt>.<T>, <Vt2>.<T>, <Vt3>.<T>, <Vt4>.<T> }, [<Xn|SP>], <Xm>

Decode for all variants of this encoding

```
if !IsFeatureImplemented(FEAT_AdvSIMD) then EndOfDecode(Decode_UNDEF);
constant integer t = UInt(Rt);
constant integer n = UInt(Rn);
constant integer m = UInt(Rm);
constant boolean wback = TRUE;
constant boolean nontemporal = FALSE;
constant boolean tagchecked = wback || n != 31;
```

Assembler Symbols

- <Vt>

Is the name of the first or only SIMD&FP register to be transferred, encoded in the "Rt" field.
- <T>

Is an arrangement specifier, encoded in "size:Q":

size	Q	<T>
00	0	8B
00	1	16B
01	0	4H
01	1	8H
10	0	2S
10	1	4S
11	0	RESERVED
11	1	2D

- <Vt2>

Is the name of the second SIMD&FP register to be transferred, encoded as "Rt" plus 1 modulo 32.
- <Vt3>

Is the name of the third SIMD&FP register to be transferred, encoded as "Rt" plus 2 modulo 32.
- <Vt4>

Is the name of the fourth SIMD&FP register to be transferred, encoded as "Rt" plus 3 modulo 32.
- <Xn|SP>

Is the 64-bit name of the general-purpose base register or stack pointer, encoded in the "Rn" field.
- <imm>

Is the post-index immediate offset, encoded in "Q":

Q	<imm>
0	#32
1	#64

- <Xm>

Is the 64-bit name of the general-purpose post-index register, excluding XZR, encoded in the "Rm" field.

Shared Decode

```
constant integer datasize = 64 << UInt(Q);
constant integer esize = 8 << UInt(size);
constant integer elements = datasize DIV esize;

constant integer rpt = 1;
constant integer selem = 4;

// .1D format only permitted with LD1 & ST1
if size:Q == '110' && selem != 1 then EndOfDecode(Decode_UNDEF);
```

Operation

```
CheckFPAdvSIMDEnabled64();

bits(64) address;
bits(64) eaddr;
bits(64) offs;
bits(datasize) rval;
integer tt;
constant integer ebytes = esize DIV 8;

constant boolean privileged = PSTATE.EL != ELO;
constant AccessDescriptor accdesc = CreateAccDescASIMD(MemOp\_LOAD, nontemporal, tagchecked,
                                                    privileged);

if n == 31 then
    CheckSPAlignment();
    address = SP[64];
else
    address = X[n, 64];

offs = Zeros(64);
for r = 0 to rpt-1
    for e = 0 to elements-1
        tt = (t + r) MOD 32;
        for s = 0 to selem-1
            rval = V[tt, datasize];
            eaddr = AddressIncrement(address, offs, accdesc);
            Elem[rval, e, esize] = Mem[eaddr, ebytes, accdesc];
            V[tt, datasize] = rval;
            offs = offs + ebytes;
            tt = (tt + 1) MOD 32;
if wback then
    if m != 31 then
        offs = X[m, 64];
    address = AddressAdd(address, offs, accdesc);
    if n == 31 then
        SP[64] = address;
    else
        X[n, 64] = address;
```

Operational information

If PSTATE.DIT is 1, the timing of this instruction is insensitive to the value of the data being loaded or stored.

Internal version only: aarchmrs v2025-03_rel, pseudocode v2025-03_rel ; Build timestamp: 2025-03-21T17:41

Copyright © 2010-2025 Arm Limited or its affiliates. All rights reserved. This document is Non-Confidential.

LD4 (single structure)

Load single 4-element structure to one lane of four registers

This instruction loads a 4-element structure from memory and writes the result to the corresponding elements of the four SIMD&FP registers without affecting the other bits of the registers.

Depending on the settings in the CPACR_EL1, CPTR_EL2, and CPTR_EL3 registers, and the current Security state and Exception level, an attempt to execute the instruction might be trapped.

It has encodings from 2 classes: [No offset](#) and [Post-index](#)

No offset

(FEAT_AdvSIMD)

31	30	29	28	27	26	25	24	23	22	21	20	19	18	17	16	15	14	13	12	11	10	9	8	7	6	5	4	3	2	1	0
0	Q	0	0	1	1	0	1	0	1	1	0	0	0	0	0	x	x	1	S	size	Rn				Rt						
L										R	o2										opcode										

Encoding for the 8-bit variant

Applies when (opcode == 001)

LD4 { <Vt>.B, <Vt2>.B, <Vt3>.B, <Vt4>.B }[<index>], [<Xn|SP>]

Encoding for the 16-bit variant

Applies when (opcode == 011 && size == x0)

LD4 { <Vt>.H, <Vt2>.H, <Vt3>.H, <Vt4>.H }[<index>], [<Xn|SP>]

Encoding for the 32-bit variant

Applies when (opcode == 101 && size == 00)

LD4 { <Vt>.S, <Vt2>.S, <Vt3>.S, <Vt4>.S }[<index>], [<Xn|SP>]

Encoding for the 64-bit variant

Applies when (opcode == 101 && S == 0 && size == 01)

LD4 { <Vt>.D, <Vt2>.D, <Vt3>.D, <Vt4>.D }[<index>], [<Xn|SP>]

Decode for all variants of this encoding

```
if !IsFeatureImplemented(FEAT_AdvSIMD) then EndOfDecode(Decode_UNDEF);
integer t = UInt(Rt);
constant integer n = UInt(Rn);
constant integer m = integer UNKNOWN;
constant boolean wback = FALSE;
constant boolean nontemporal = FALSE;
constant boolean tagchecked = wback || n != 31;
```

Post-index

(FEAT_AdvSIMD)

31	30	29	28	27	26	25	24	23	22	21	20	19	18	17	16	15	14	13	12	11	10	9	8	7	6	5	4	3	2	1	0
0	Q	0	0	1	1	0	1	1	1	1	Rm				x	x	1	S	size	Rn				Rt							
L										R	opcode																				

Encoding for the 8-bit, immediate offset variant

Applies when (Rm == 11111 && opcode == 001)

```
LD4 { <Vt>.B, <Vt2>.B, <Vt3>.B, <Vt4>.B }[<index>], [<Xn|SP>], #4
```

Encoding for the 8-bit, register offset variant

Applies when (Rm != 11111 && opcode == 001)

```
LD4 { <Vt>.B, <Vt2>.B, <Vt3>.B, <Vt4>.B }[<index>], [<Xn|SP>], <Xm>
```

Encoding for the 16-bit, immediate offset variant

Applies when (Rm == 11111 && opcode == 011 && size == x0)

```
LD4 { <Vt>.H, <Vt2>.H, <Vt3>.H, <Vt4>.H }[<index>], [<Xn|SP>], #8
```

Encoding for the 16-bit, register offset variant

Applies when (Rm != 11111 && opcode == 011 && size == x0)

```
LD4 { <Vt>.H, <Vt2>.H, <Vt3>.H, <Vt4>.H }[<index>], [<Xn|SP>], <Xm>
```

Encoding for the 32-bit, immediate offset variant

Applies when (Rm == 11111 && opcode == 101 && size == 00)

```
LD4 { <Vt>.S, <Vt2>.S, <Vt3>.S, <Vt4>.S }[<index>], [<Xn|SP>], #16
```

Encoding for the 32-bit, register offset variant

Applies when (Rm != 11111 && opcode == 101 && size == 00)

```
LD4 { <Vt>.S, <Vt2>.S, <Vt3>.S, <Vt4>.S }[<index>], [<Xn|SP>], <Xm>
```

Encoding for the 64-bit, immediate offset variant

Applies when (Rm == 11111 && opcode == 101 && S == 0 && size == 01)

```
LD4 { <Vt>.D, <Vt2>.D, <Vt3>.D, <Vt4>.D }[<index>], [<Xn|SP>], #32
```

Encoding for the 64-bit, register offset variant

Applies when (Rm != 11111 && opcode == 101 && S == 0 && size == 01)

```
LD4 { <Vt>.D, <Vt2>.D, <Vt3>.D, <Vt4>.D }[<index>], [<Xn|SP>], <Xm>
```

Decode for all variants of this encoding

```
if !IsFeatureImplemented(FEAT_AdvSIMD) then EndOfDecode(Decode_UNDEF);
integer t = UInt(Rt);
constant integer n = UInt(Rn);
constant integer m = UInt(Rm);
constant boolean wback = TRUE;
constant boolean nontemporal = FALSE;
constant boolean tagchecked = wback || n != 31;
```

Assembler Symbols

<Vt> Is the name of the first or only SIMD&FP register to be transferred, encoded in the "Rt" field.

<Vt2>	Is the name of the second SIMD&FP register to be transferred, encoded as "Rt" plus 1 modulo 32.
<Vt3>	Is the name of the third SIMD&FP register to be transferred, encoded as "Rt" plus 2 modulo 32.
<Vt4>	Is the name of the fourth SIMD&FP register to be transferred, encoded as "Rt" plus 3 modulo 32.
<index>	For the "8-bit", "8-bit, immediate offset", and "8-bit, register offset" variants: is the element index, encoded in "Q:S:size". For the "16-bit", "16-bit, immediate offset", and "16-bit, register offset" variants: is the element index, encoded in "Q:S:size<1>". For the "32-bit", "32-bit, immediate offset", and "32-bit, register offset" variants: is the element index, encoded in "Q:S". For the "64-bit", "64-bit, immediate offset", and "64-bit, register offset" variants: is the element index, encoded in "Q".
<Xn SP>	Is the 64-bit name of the general-purpose base register or stack pointer, encoded in the "Rn" field.
<Xm>	Is the 64-bit name of the general-purpose post-index register, excluding XZR, encoded in the "Rm" field.

Shared Decode

```

bits(2) scale = opcode<2:1>;
constant integer selem = UInt(opcode<0>:R) + 1;
boolean replicate = FALSE;
integer index;

case scale of
  when '11'
    // load and replicate
    if L == '0' || S == '1' then EndOfDecode(Decode_UNDEF);
    scale = size;
    replicate = TRUE;
  when '00'
    index = UInt(Q:S:size);          // B[0-15]
  when '01'
    if size<0> == '1' then EndOfDecode(Decode_UNDEF);
    index = UInt(Q:S:size<1>);      // H[0-7]
  when '10'
    if size<1> == '1' then EndOfDecode(Decode_UNDEF);
    if size<0> == '0' then
      index = UInt(Q:S);            // S[0-3]
    else
      if S == '1' then EndOfDecode(Decode_UNDEF);
      index = UInt(Q);              // D[0-1]
      scale = '11';

constant integer datasize = 64 << UInt(Q);
constant integer esize = 8 << UInt(scale);

```


Operation

```
CheckFPAdvSIMDEnabled64();

bits(64) address;
bits(64) eaddr;
bits(64) offs;
bits(128) rval;
bits(esize) element;
constant integer ebytes = esize DIV 8;

constant boolean privileged = PSTATE.EL != ELO;
constant AccessDescriptor accdesc = CreateAccDescASIMD(MemOp_LOAD, nontemporal, tagchecked,
                                                         privileged);

if n == 31 then
    CheckSPAlignment();
    address = SP[64];
else
    address = X[n, 64];

offs = Zeros(64);

if replicate then
    // load and replicate to all elements
    for s = 0 to selem-1
        eaddr = AddressIncrement(address, offs, accdesc);
        element = Mem[eaddr, ebytes, accdesc];
        // replicate to fill 128- or 64-bit register
        V[t, datasize] = Replicate(element, datasize DIV esize);
        offs = offs + ebytes;
        t = (t + 1) MOD 32;
else
    // load/store one element per register
    for s = 0 to selem-1
        rval = V[t, 128];
        eaddr = AddressIncrement(address, offs, accdesc);
        Elem[rval, index, esize] = Mem[eaddr, ebytes, accdesc];
        V[t, 128] = rval;
        offs = offs + ebytes;
        t = (t + 1) MOD 32;

if wback then
    if m != 31 then
        offs = X[m, 64];
    address = AddressAdd(address, offs, accdesc);
    if n == 31 then
        SP[64] = address;
    else
        X[n, 64] = address;
```

Operational information

If PSTATE.DIT is 1, the timing of this instruction is insensitive to the value of the data being loaded or stored.

Internal version only: aarchmrs v2025-03_rel, pseudocode v2025-03_rel ; Build timestamp: 2025-03-21T17:41

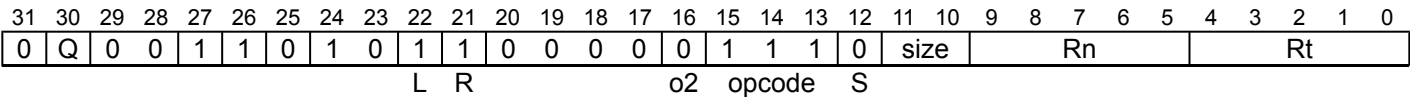
Copyright © 2010-2025 Arm Limited or its affiliates. All rights reserved. This document is Non-Confidential.

LD4R

Load single 4-element structure and replicate to all lanes of four registers

This instruction loads a 4-element structure from memory and replicates the structure to all the lanes of the four SIMD&FP registers.
Depending on the settings in the CPACR_EL1, CPTR_EL2, and CPTR_EL3 registers, and the current Security state and Exception level, an attempt to execute the instruction might be trapped.
It has encodings from 2 classes: [No offset](#) and [Post-index](#)

No offset (FEAT_AdvSIMD)



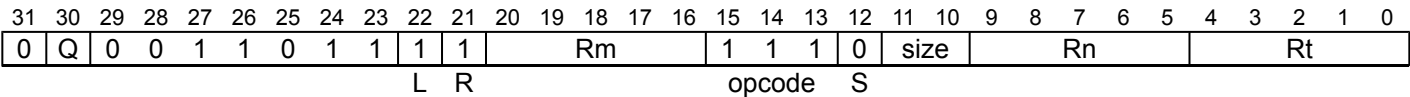
Encoding

LD4R { <Vt>.<T>, <Vt2>.<T>, <Vt3>.<T>, <Vt4>.<T> }, [<Xn|SP>]

Decode for this encoding

```
if !IsFeatureImplemented(FEAT_AdvSIMD) then EndOfDecode(Decode_UNDEF);
integer t = UInt(Rt);
constant integer n = UInt(Rn);
constant integer m = integer UNKNOWN;
constant boolean wback = FALSE;
constant boolean nontemporal = FALSE;
constant boolean tagchecked = wback || n != 31;
```

Post-index (FEAT_AdvSIMD)



Encoding for the Immediate offset variant

Applies when (Rm == 11111)

LD4R { <Vt>.<T>, <Vt2>.<T>, <Vt3>.<T>, <Vt4>.<T> }, [<Xn|SP>], <imm>

Encoding for the Register offset variant

Applies when (Rm != 11111)

LD4R { <Vt>.<T>, <Vt2>.<T>, <Vt3>.<T>, <Vt4>.<T> }, [<Xn|SP>], <Xm>

Decode for all variants of this encoding

```
if !IsFeatureImplemented(FEAT_AdvSIMD) then EndOfDecode(Decode_UNDEF);
integer t = UInt(Rt);
constant integer n = UInt(Rn);
constant integer m = UInt(Rm);
constant boolean wback = TRUE;
constant boolean nontemporal = FALSE;
constant boolean tagchecked = wback || n != 31;
```

Assembler Symbols

<Vt> Is the name of the first or only SIMD&FP register to be transferred, encoded in the "Rt" field.

<T> Is an arrangement specifier, encoded in “size:Q”:

size	Q	<T>
00	0	8B
00	1	16B
01	0	4H
01	1	8H
10	0	2S
10	1	4S
11	0	1D
11	1	2D

<Vt2> Is the name of the second SIMD&FP register to be transferred, encoded as "Rt" plus 1 modulo 32.

<Vt3> Is the name of the third SIMD&FP register to be transferred, encoded as "Rt" plus 2 modulo 32.

<Vt4> Is the name of the fourth SIMD&FP register to be transferred, encoded as "Rt" plus 3 modulo 32.

<Xn|SP> Is the 64-bit name of the general-purpose base register or stack pointer, encoded in the "Rn" field.

<imm> Is the post-index immediate offset, encoded in “size”:

size	<imm>
00	#4
01	#8
10	#16
11	#32

<Xm> Is the 64-bit name of the general-purpose post-index register, excluding XZR, encoded in the "Rm" field.

Shared Decode

```
bits(2) scale = opcode<2:1>;
constant integer selem = UInt(opcode<0>:R) + 1;
boolean replicate = FALSE;
integer index;

case scale of
  when '11'
    // load and replicate
    if L == '0' || S == '1' then EndOfDecode(Decode_UNDEF);
    scale = size;
    replicate = TRUE;
  when '00'
    index = UInt(Q:S:size); // B[0-15]
  when '01'
    if size<0> == '1' then EndOfDecode(Decode_UNDEF);
    index = UInt(Q:S:size<1>); // H[0-7]
  when '10'
    if size<1> == '1' then EndOfDecode(Decode_UNDEF);
    if size<0> == '0' then
      index = UInt(Q:S); // S[0-3]
    else
      if S == '1' then EndOfDecode(Decode_UNDEF);
      index = UInt(Q); // D[0-1]
      scale = '11';

constant integer datasize = 64 << UInt(Q);
constant integer esize = 8 << UInt(scale);
```

Operation

```
CheckFPAdvSIMDEnabled64();

bits(64) address;
bits(64) eaddr;
bits(64) offs;
bits(128) rval;
bits(esize) element;
constant integer ebytes = esize DIV 8;

constant boolean privileged = PSTATE.EL != ELO;
constant AccessDescriptor accdesc = CreateAccDescASIMD(MemOp\_LOAD, nontemporal, tagchecked,
                                                    privileged);

if n == 31 then
    CheckSPAlignment();
    address = SP[64];
else
    address = X[n, 64];

offs = Zeros(64);

if replicate then
    // load and replicate to all elements
    for s = 0 to selem-1
        eaddr = AddressIncrement(address, offs, accdesc);
        element = Mem[eaddr, ebytes, accdesc];
        // replicate to fill 128- or 64-bit register
        V[t, datasize] = Replicate(element, datasize DIV esize);
        offs = offs + ebytes;
        t = (t + 1) MOD 32;
else
    // load/store one element per register
    for s = 0 to selem-1
        rval = V[t, 128];
        eaddr = AddressIncrement(address, offs, accdesc);
        Elem[rval, index, esize] = Mem[eaddr, ebytes, accdesc];
        V[t, 128] = rval;
        offs = offs + ebytes;
        t = (t + 1) MOD 32;

if wback then
    if m != 31 then
        offs = X[m, 64];
    address = AddressAdd(address, offs, accdesc);
    if n == 31 then
        SP[64] = address;
    else
        X[n, 64] = address;
```

Operational information

If PSTATE.DIT is 1, the timing of this instruction is insensitive to the value of the data being loaded or stored.

Internal version only: aarchmrs v2025-03_rel, pseudocode v2025-03_rel ; Build timestamp: 2025-03-21T17:41

Copyright © 2010-2025 Arm Limited or its affiliates. All rights reserved. This document is Non-Confidential.

LDAP1 (SIMD&FP)

Load-acquire RCpc one single-element structure to one lane of one register

This instruction loads a single-element structure from memory and writes the result to the specified lane of the SIMD&FP register without affecting the other bits of the register.

The instruction has memory ordering semantics, as described in *Load-Acquire, Load-AcquirePC, and Store-Release*, except that:

- There is no ordering requirement, separate from the requirements of a Load-AcquirePC or a Store-Release, created by having a Store-Release followed by a Load-AcquirePC instruction.
- The reading of a value written by a Store-Release by a Load-AcquirePC instruction by the same observer does not make the write of the Store-Release globally observed.

This difference in memory ordering is not described in the pseudocode.

For information about addressing modes, see *Load/Store addressing modes*.

Depending on the settings in the CPACR_EL1, CPTR_EL2, and CPTR_EL3 registers, and the current Security state and Exception level, an attempt to execute the instruction might be trapped.

64-bit
(FEAT_AdvSIMD && FEAT_LRCPC3)

31	30	29	28	27	26	25	24	23	22	21	20	19	18	17	16	15	14	13	12	11	10	9	8	7	6	5	4	3	2	1	0
0	Q	0	0	1	1	0	1	0	1	0	0	0	0	0	1	1	0	0	0	0	1	Rn					Rt				
L										R	o2		opcode				S	size													

Encoding

```
LDAP1 { <Vt>.D }[<index>], [<Xn|SP>]
```

Decode for this encoding

```
if !IsFeatureImplemented(FEAT_AdvSIMD) || !IsFeatureImplemented(FEAT_LRCPC3) then
    EndOfDecode(Decode_UNDEF);
integer t = UInt(Rt);
constant integer n = UInt(Rn);
constant integer m = integer UNKNOWN;
constant boolean wback = FALSE;
constant boolean nontemporal = FALSE;
constant boolean tagchecked = wback || n != 31;
```

Assembler Symbols

- <Vt> Is the name of the first or only SIMD&FP register to be transferred, encoded in the "Rt" field.
- <index> Is the element index, encoded in "Q".
- <Xn|SP> Is the 64-bit name of the general-purpose base register or stack pointer, encoded in the "Rn" field.

Shared Decode

```
bits(2) scale = opcode<2:1>;
constant integer selem = UInt(opcode<0>:R) + 1;
boolean replicate = FALSE;
integer index;

case scale of
  when '11'
    // load and replicate
    if L == '0' || S == '1' then EndOfDecode(Decode\_UNDEF);
    scale = size;
    replicate = TRUE;
  when '00'
    index = UInt(Q:S:size);          // B[0-15]
  when '01'
    if size<0> == '1' then EndOfDecode(Decode\_UNDEF);
    index = UInt(Q:S:size<1>);      // H[0-7]
  when '10'
    if size<1> == '1' then EndOfDecode(Decode\_UNDEF);
    if size<0> == '0' then
      index = UInt(Q:S);            // S[0-3]
    else
      if S == '1' then EndOfDecode(Decode\_UNDEF);
      index = UInt(Q);              // D[0-1]
      scale = '11';

constant integer datasize = 64 << UInt(Q);
constant integer esize = 8 << UInt(scale);
```

Operation

```
CheckFPAdvSIMDEnabled64();

bits(64) address;
bits(64) eaddr;
bits(64) offs;
bits(128) rval;
bits(esize) element;
constant integer ebytes = esize DIV 8;

constant AccessDescriptor accdesc = CreateAccDescASIMDAcqRel(MemOp\_LOAD, tagchecked);

if n == 31 then
    CheckSPAlignment();
    address = SP[64];
else
    address = X[n, 64];

offs = Zeros(64);

if replicate then
    // load and replicate to all elements
    for s = 0 to selem-1
        eaddr = AddressIncrement(address, offs, accdesc);
        element = Mem[eaddr, ebytes, accdesc];
        // replicate to fill 128- or 64-bit register
        V[t, datasize] = Replicate(element, datasize DIV esize);
        offs = offs + ebytes;
        t = (t + 1) MOD 32;
else
    // load/store one element per register
    for s = 0 to selem-1
        rval = V[t, 128];
        eaddr = AddressIncrement(address, offs, accdesc);
        Elem[rval, index, esize] = Mem[eaddr, ebytes, accdesc];
        V[t, 128] = rval;
        offs = offs + ebytes;
        t = (t + 1) MOD 32;

if wback then
    if m != 31 then
        offs = X[m, 64];
    address = AddressAdd(address, offs, accdesc);
    if n == 31 then
        SP[64] = address;
    else
        X[n, 64] = address;
```

Operational information

If PSTATE.DIT is 1, the timing of this instruction is insensitive to the value of the data being loaded or stored.

Internal version only: aarchmrs v2025-03_rel, pseudocode v2025-03_rel ; Build timestamp: 2025-03-21T17:41

Copyright © 2010-2025 Arm Limited or its affiliates. All rights reserved. This document is Non-Confidential.

LDAPUR (SIMD&FP)

Load-acquire RCpc SIMD&FP register (unscaled offset)

This instruction loads a SIMD&FP register from memory. The address that is used for the load is calculated from a base register value and an optional immediate offset.

The instruction has memory ordering semantics as described in *Load-Acquire, Load-AcquirePC, and Store-Release*, except that:

- There is no ordering requirement, separate from the requirements of a Load-AcquirePC or a Store-Release, created by having a Store-Release followed by a Load-AcquirePC instruction.
- The reading of a value written by a Store-Release by a Load-AcquirePC instruction by the same observer does not make the write of the Store-Release globally observed.

This difference in memory ordering is not described in the pseudocode.

Depending on the settings in the CPACR_EL1, CPTR_EL2, and CPTR_EL3 registers, and the current Security state and Exception level, an attempt to execute the instruction might be trapped.

Unscaled offset
(FEAT_FP && FEAT_LRCPC3)

31	30	29	28	27	26	25	24	23	22	21	20	19	18	17	16	15	14	13	12	11	10	9	8	7	6	5	4	3	2	1	0
size		0	1	1	1	0	1	x	1	0	imm9									1	0	Rn				Rt					
opc																															

Encoding for the 8-bit variant

Applies when (size == 00 && opc == 01)

```
LDAPUR <Bt>, [<Xn|SP>{, #<simmm>}]
```

Encoding for the 16-bit variant

Applies when (size == 01 && opc == 01)

```
LDAPUR <Ht>, [<Xn|SP>{, #<simmm>}]
```

Encoding for the 32-bit variant

Applies when (size == 10 && opc == 01)

```
LDAPUR <St>, [<Xn|SP>{, #<simmm>}]
```

Encoding for the 64-bit variant

Applies when (size == 11 && opc == 01)

```
LDAPUR <Dt>, [<Xn|SP>{, #<simmm>}]
```

Encoding for the 128-bit variant

Applies when (size == 00 && opc == 11)

```
LDAPUR <Qt>, [<Xn|SP>{, #<simmm>}]
```

Decode for all variants of this encoding

```
if !IsFeatureImplemented(FEAT_FP) || !IsFeatureImplemented(FEAT_LRCPC3) then
    EndOfDecode(Decode_UNDEF);
if opc<1> == '1' && size != '00' then EndOfDecode(Decode_UNDEF);
constant integer scale = if opc<1> == '1' then 4 else UInt(size);
constant bits(64) offset = SignExtend(imm9, 64);
```


Assembler Symbols

<Bt>	Is the 8-bit name of the SIMD&FP register to be transferred, encoded in the "Rt" field.
<Xn SP>	Is the 64-bit name of the general-purpose base register or stack pointer, encoded in the "Rn" field.
<sim>	Is the optional signed immediate byte offset, in the range -256 to 255, defaulting to 0 and encoded in the "imm9" field.
<Ht>	Is the 16-bit name of the SIMD&FP register to be transferred, encoded in the "Rt" field.
<St>	Is the 32-bit name of the SIMD&FP register to be transferred, encoded in the "Rt" field.
<Dt>	Is the 64-bit name of the SIMD&FP register to be transferred, encoded in the "Rt" field.
<Qt>	Is the 128-bit name of the SIMD&FP register to be transferred, encoded in the "Rt" field.

Shared Decode

```
constant integer t = UInt(Rt);
constant integer n = UInt(Rn);
constant integer datasize = 8 << scale;
constant boolean nontemporal = FALSE;
constant boolean tagchecked = n != 31;
```

Operation

```
CheckFPAdvSIMDEnabled64();
bits(64) address;

constant AccessDescriptor accdesc = CreateAccDescASIMDAcqRel(MemOp_LOAD, tagchecked);

if n == 31 then
    CheckSPAlignment();
    address = SP[64];
else
    address = X[n, 64];

address = AddressAdd(address, offset, accdesc);

V[t, datasize] = Mem[address, datasize DIV 8, accdesc];
```

Operational information

If PSTATE.DIT is 1, the timing of this instruction is insensitive to the value of the data being loaded or stored.

Internal version only: aarchmrs v2025-03_rel, pseudocode v2025-03_rel ; Build timestamp: 2025-03-21T17:41

Copyright © 2010-2025 Arm Limited or its affiliates. All rights reserved. This document is Non-Confidential.

LDBFADD, LDBFADDA, LDBFADDAL, LDBFADDL

BFloat16 floating-point add in memory

This instruction atomically loads a 16-bit value from memory, adds it to the BFloat16 value held in a register, and stores the result back to memory. The value initially loaded from memory is returned in the destination register.

- LDBFADDA and LDBFADDAL load from memory with acquire semantics.
- LDBFADDL and LDBFADDAL store to memory with release semantics.
- LDBFADD has neither acquire nor release semantics.

This instruction:

- Disables alternative floating-point behaviors, as if FPCR.AH is 0.
- Generates only the default NaN, as if FPCR.DN is 1.
- Does not modify the cumulative FPSR exception bits (IDC, IXC, UFC, OFC, DZC, and IOC).
- Disables trapped floating-point exceptions, as if the FPCR trap enable bits (IDE, IXE, UFE, OFE, DZE, and IOE) are all zero.

For more information about memory ordering semantics, see [Load-Acquire, Store-Release](#).

For information about addressing modes, see [Load/Store addressing modes](#).

Floating-point (FEAT_LSFE)

31	30	29	28	27	26	25	24	23	22	21	20	19	18	17	16	15	14	13	12	11	10	9	8	7	6	5	4	3	2	1	0
0	0	1	1	1	1	0	0	A	R	1	Rs				0	0	0	0	0	0	Rn				Rt						
size				VR								o3				opc															

Encoding for the No memory ordering variant

Applies when (A == 0 && R == 0)

LDBFADD <Hs>, <Ht>, [<Xn|SP>]

Encoding for the Acquire variant

Applies when (A == 1 && R == 0)

LDBFADDA <Hs>, <Ht>, [<Xn|SP>]

Encoding for the Acquire-release variant

Applies when (A == 1 && R == 1)

LDBFADDAL <Hs>, <Ht>, [<Xn|SP>]

Encoding for the Release variant

Applies when (A == 0 && R == 1)

LDBFADDL <Hs>, <Ht>, [<Xn|SP>]

Decode for all variants of this encoding

```
if !IsFeatureImplemented(FEAT_LSFE) then EndOfDecode(Decode_UNDEF);

constant integer t = UInt(Rt);
constant integer n = UInt(Rn);
constant integer s = UInt(Rs);

constant integer datasize = 16;
constant boolean acquire = A == '1';
constant boolean release = R == '1';
constant boolean tagchecked = n != 31;
```

Assembler Symbols

<Hs>	Is the 16-bit name of the SIMD&FP register holding the data value to be operated on with the contents of the memory location, encoded in the "Rs" field.
<Ht>	Is the 16-bit name of the SIMD&FP register to be loaded, encoded in the "Rt" field.
<Xn SP>	Is the 64-bit name of the general-purpose base register or stack pointer, encoded in the "Rn" field.

Operation

```
CheckFPEnabled64();
bits(64) address;
bits(datasize) value;
bits(datasize) data;
constant AccessDescriptor accdesc = CreateAccDescFPAtomicOp(MemAtomicOp_BFADD, acquire,
                                                             release, tagchecked);

value = V[s, datasize];
if n == 31 then
    CheckSPAlignment();
    address = SP[64];
else
    address = X[n, 64];

constant bits(datasize) comparevalue = bits(datasize) UNKNOWN; // Irrelevant when not executing CAS
data = MemAtomic(address, comparevalue, value, accdesc);

V[t, datasize] = data;
```

Internal version only: aarchmrs v2025-03_rel, pseudocode v2025-03_rel ; Build timestamp: 2025-03-21T17:41

Copyright © 2010-2025 Arm Limited or its affiliates. All rights reserved. This document is Non-Confidential.

LDBFMAX, LDBFMAXA, LDBFMAXAL, LDBFMAXL

BFloat16 floating-point atomic maximum in memory

This instruction atomically loads a 16-bit value from memory, computes the BFloat16 maximum with the value held in a register, and stores the result back to memory. The value initially loaded from memory is returned in the destination register.

- LDBFMAXA and LDBFMAXAL load from memory with acquire semantics.
- LDBFMAXL and LDBFMAXAL store to memory with release semantics.
- LDBFMAX has neither acquire nor release semantics.

This instruction:

- Disables alternative floating-point behaviors, as if FPCR.AH is 0.
- Generates only the default NaN, as if FPCR.DN is 1.
- Does not modify the cumulative FPSR exception bits (IDC, IXC, UFC, OFC, DZC, and IOC).
- Disables trapped floating-point exceptions, as if the FPCR trap enable bits (IDE, IXE, UFE, OFE, DZE, and IOE) are all zero.

For more information about memory ordering semantics, see [Load-Acquire, Store-Release](#).

For information about addressing modes, see [Load/Store addressing modes](#).

Floating-point (FEAT_LSFE)

31	30	29	28	27	26	25	24	23	22	21	20	19	18	17	16	15	14	13	12	11	10	9	8	7	6	5	4	3	2	1	0
0	0	1	1	1	1	0	0	A	R	1	Rs				0	1	0	0	0	0	Rn				Rt						
size				VR								o3				opc															

Encoding for the No memory ordering variant

Applies when (A == 0 && R == 0)

LDBFMAX <Hs>, <Ht>, [<Xn|SP>]

Encoding for the Acquire variant

Applies when (A == 1 && R == 0)

LDBFMAXA <Hs>, <Ht>, [<Xn|SP>]

Encoding for the Acquire-release variant

Applies when (A == 1 && R == 1)

LDBFMAXAL <Hs>, <Ht>, [<Xn|SP>]

Encoding for the Release variant

Applies when (A == 0 && R == 1)

LDBFMAXL <Hs>, <Ht>, [<Xn|SP>]

Decode for all variants of this encoding

```
if !IsFeatureImplemented(FEAT_LSFE) then EndOfDecode(Decode_UNDEF);

constant integer t = UInt(Rt);
constant integer n = UInt(Rn);
constant integer s = UInt(Rs);

constant integer datasize = 16;
constant boolean acquire = A == '1';
constant boolean release = R == '1';
constant boolean tagchecked = n != 31;
```

Assembler Symbols

<Hs>	Is the 16-bit name of the SIMD&FP register holding the data value to be operated on with the contents of the memory location, encoded in the "Rs" field.
<Ht>	Is the 16-bit name of the SIMD&FP register to be loaded, encoded in the "Rt" field.
<Xn SP>	Is the 64-bit name of the general-purpose base register or stack pointer, encoded in the "Rn" field.

Operation

```
CheckFPEEnabled64();
bits(64) address;
bits(datasize) value;
bits(datasize) data;
constant AccessDescriptor accdesc = CreateAccDescFPAtomicOp(MemAtomicOp\_BFMAX, acquire,
                                                         release, tagchecked);

value = V[s, datasize];
if n == 31 then
    CheckSPAlignment();
    address = SP[64];
else
    address = X[n, 64];

constant bits(datasize) comparevalue = bits(datasize) UNKNOWN; // Irrelevant when not executing CAS
data = MemAtomic(address, comparevalue, value, accdesc);

V[t, datasize] = data;
```

Internal version only: aarchmrs v2025-03_rel, pseudocode v2025-03_rel ; Build timestamp: 2025-03-21T17:41

Copyright © 2010-2025 Arm Limited or its affiliates. All rights reserved. This document is Non-Confidential.

LDBFMAXNM, LDBFMAXNMA, LDBFMAXNMAL, LDBFMAXNML

BFloat16 floating-point atomic maximum number in memory

This instruction atomically loads a 16-bit value from memory, computes the BFloat16 maximum number with the value held in a register, and stores the result back to memory. The value initially loaded from memory is returned in the destination register.

- LDBFMAXNMA and LDBFMAXNMAL load from memory with acquire semantics.
- LDBFMAXNML and LDBFMAXNMAL store to memory with release semantics.
- LDBFMAXNM has neither acquire nor release semantics.

This instruction:

- Disables alternative floating-point behaviors, as if FPCR.AH is 0.
- Generates only the default NaN, as if FPCR.DN is 1.
- Does not modify the cumulative FPSR exception bits (IDC, IXC, UFC, OFC, DZC, and IOC).
- Disables trapped floating-point exceptions, as if the FPCR trap enable bits (IDE, IXE, UFE, OFE, DZE, and IOE) are all zero.

For more information about memory ordering semantics, see [Load-Acquire, Store-Release](#).

For information about addressing modes, see [Load/Store addressing modes](#).

Floating-point (FEAT_LSFE)

31	30	29	28	27	26	25	24	23	22	21	20	19	18	17	16	15	14	13	12	11	10	9	8	7	6	5	4	3	2	1	0
0	0	1	1	1	1	0	0	A	R	1	Rs				0	1	1	0	0	0	Rn				Rt						
size				VR								o3				opc															

Encoding for the No memory ordering variant

Applies when (A == 0 && R == 0)

LDBFMAXNM <Hs>, <Ht>, [<Xn|SP>]

Encoding for the Acquire variant

Applies when (A == 1 && R == 0)

LDBFMAXNMA <Hs>, <Ht>, [<Xn|SP>]

Encoding for the Acquire-release variant

Applies when (A == 1 && R == 1)

LDBFMAXNMAL <Hs>, <Ht>, [<Xn|SP>]

Encoding for the Release variant

Applies when (A == 0 && R == 1)

LDBFMAXNML <Hs>, <Ht>, [<Xn|SP>]

Decode for all variants of this encoding

```
if !IsFeatureImplemented(FEAT_LSFE) then EndOfDecode(Decode_UNDEF);

constant integer t = UInt(Rt);
constant integer n = UInt(Rn);
constant integer s = UInt(Rs);

constant integer datasize = 16;
constant boolean acquire = A == '1';
constant boolean release = R == '1';
constant boolean tagchecked = n != 31;
```

Assembler Symbols

<Hs>	Is the 16-bit name of the SIMD&FP register holding the data value to be operated on with the contents of the memory location, encoded in the "Rs" field.
<Ht>	Is the 16-bit name of the SIMD&FP register to be loaded, encoded in the "Rt" field.
<Xn SP>	Is the 64-bit name of the general-purpose base register or stack pointer, encoded in the "Rn" field.

Operation

```
CheckFPEnabled64();
bits(64) address;
bits(datasize) value;
bits(datasize) data;
constant AccessDescriptor accdesc = CreateAccDescFPAtomicOp(MemAtomicOp_BFMAXNM, acquire,
                                                             release, tagchecked);

value = V[s, datasize];
if n == 31 then
    CheckSPAlignment();
    address = SP[64];
else
    address = X[n, 64];

constant bits(datasize) comparevalue = bits(datasize) UNKNOWN; // Irrelevant when not executing CAS
data = MemAtomic(address, comparevalue, value, accdesc);

V[t, datasize] = data;
```

Internal version only: aarchmrs v2025-03_rel, pseudocode v2025-03_rel ; Build timestamp: 2025-03-21T17:41

Copyright © 2010-2025 Arm Limited or its affiliates. All rights reserved. This document is Non-Confidential.

LDBFMIN, LDBFMINA, LDBFMINAL, LDBFMINL

BFloat16 floating-point atomic minimum in memory

This instruction atomically loads a 16-bit value from memory, computes the BFloat16 minimum with the value held in a register, and stores the result back to memory. The value initially loaded from memory is returned in the destination register.

- LDBFMINA and LDBFMINAL load from memory with acquire semantics.
- LDBFMINL and LDBFMINAL store to memory with release semantics.
- LDBFMIN has neither acquire nor release semantics.

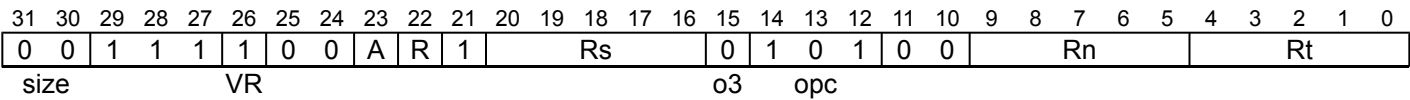
This instruction:

- Disables alternative floating-point behaviors, as if FPCR.AH is 0.
- Generates only the default NaN, as if FPCR.DN is 1.
- Does not modify the cumulative FPSR exception bits (IDC, IXC, UFC, OFC, DZC, and IOC).
- Disables trapped floating-point exceptions, as if the FPCR trap enable bits (IDE, IXE, UFE, OFE, DZE, and IOE) are all zero.

For more information about memory ordering semantics, see [Load-Acquire, Store-Release](#).

For information about addressing modes, see [Load/Store addressing modes](#).

Floating-point (FEAT_LSFE)



Encoding for the No memory ordering variant

Applies when (A == 0 && R == 0)

LDBFMIN <Hs>, <Ht>, [<Xn|SP>]

Encoding for the Acquire variant

Applies when (A == 1 && R == 0)

LDBFMINA <Hs>, <Ht>, [<Xn|SP>]

Encoding for the Acquire-release variant

Applies when (A == 1 && R == 1)

LDBFMINAL <Hs>, <Ht>, [<Xn|SP>]

Encoding for the Release variant

Applies when (A == 0 && R == 1)

LDBFMINL <Hs>, <Ht>, [<Xn|SP>]

Decode for all variants of this encoding

```
if !IsFeatureImplemented(FEAT_LSFE) then EndOfDecode(Decode_UNDEF);

constant integer t = UInt(Rt);
constant integer n = UInt(Rn);
constant integer s = UInt(Rs);

constant integer datasize = 16;
constant boolean acquire = A == '1';
constant boolean release = R == '1';
constant boolean tagchecked = n != 31;
```


Assembler Symbols

<Hs>	Is the 16-bit name of the SIMD&FP register holding the data value to be operated on with the contents of the memory location, encoded in the "Rs" field.
<Ht>	Is the 16-bit name of the SIMD&FP register to be loaded, encoded in the "Rt" field.
<Xn SP>	Is the 64-bit name of the general-purpose base register or stack pointer, encoded in the "Rn" field.

Operation

```
CheckFPEnabled64();
bits(64) address;
bits(datasize) value;
bits(datasize) data;
constant AccessDescriptor accdesc = CreateAccDescFPAtomicOp(MemAtomicOp_BFMIN, acquire,
                                                             release, tagchecked);

value = V[s, datasize];
if n == 31 then
    CheckSPAlignment();
    address = SP[64];
else
    address = X[n, 64];

constant bits(datasize) comparevalue = bits(datasize) UNKNOWN; // Irrelevant when not executing CAS
data = MemAtomic(address, comparevalue, value, accdesc);

V[t, datasize] = data;
```

Internal version only: aarchmrs v2025-03_rel, pseudocode v2025-03_rel ; Build timestamp: 2025-03-21T17:41

Copyright © 2010-2025 Arm Limited or its affiliates. All rights reserved. This document is Non-Confidential.

LDBFMINNM, LDBFMINNMA, LDBFMINNMAL, LDBFMINNML

BFloat16 floating-point atomic minimum number in memory

This instruction atomically loads a 16-bit value from memory, computes the BFloat16 minimum number with the value held in a register, and stores the result back to memory. The value initially loaded from memory is returned in the destination register.

- LDBFMINNMA and LDBFMINNMAL load from memory with acquire semantics.
- LDBFMINNML and LDBFMINNMAL store to memory with release semantics.
- LDBFMINNM has neither acquire nor release semantics.

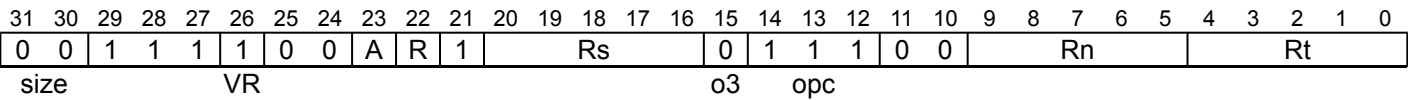
This instruction:

- Disables alternative floating-point behaviors, as if FPCR.AH is 0.
- Generates only the default NaN, as if FPCR.DN is 1.
- Does not modify the cumulative FPSR exception bits (IDC, IXC, UFC, OFC, DZC, and IOC).
- Disables trapped floating-point exceptions, as if the FPCR trap enable bits (IDE, IXE, UFE, OFE, DZE, and IOE) are all zero.

For more information about memory ordering semantics, see [Load-Acquire, Store-Release](#).

For information about addressing modes, see [Load/Store addressing modes](#).

Floating-point
(FEAT_LSFE)



Encoding for the No memory ordering variant

Applies when (A == 0 && R == 0)

```
LDBFMINNM <Hs>, <Ht>, [<Xn|SP>]
```

Encoding for the Acquire variant

Applies when (A == 1 && R == 0)

```
LDBFMINNMA <Hs>, <Ht>, [<Xn|SP>]
```

Encoding for the Acquire-release variant

Applies when (A == 1 && R == 1)

```
LDBFMINNMAL <Hs>, <Ht>, [<Xn|SP>]
```

Encoding for the Release variant

Applies when (A == 0 && R == 1)

```
LDBFMINNML <Hs>, <Ht>, [<Xn|SP>]
```

Decode for all variants of this encoding

```
if !IsFeatureImplemented(FEAT_LSFE) then EndOfDecode(Decode_UNDEF);

constant integer t = UInt(Rt);
constant integer n = UInt(Rn);
constant integer s = UInt(Rs);

constant integer datasize = 16;
constant boolean acquire = A == '1';
constant boolean release = R == '1';
constant boolean tagchecked = n != 31;
```

Assembler Symbols

<Hs>	Is the 16-bit name of the SIMD&FP register holding the data value to be operated on with the contents of the memory location, encoded in the "Rs" field.
<Ht>	Is the 16-bit name of the SIMD&FP register to be loaded, encoded in the "Rt" field.
<Xn SP>	Is the 64-bit name of the general-purpose base register or stack pointer, encoded in the "Rn" field.

Operation

```
CheckFPEnabled64();
bits(64) address;
bits(datasize) value;
bits(datasize) data;
constant AccessDescriptor accdesc = CreateAccDescFPAtomicOp(MemAtomicOp_BFMINNM, acquire,
                                                             release, tagchecked);

value = V[s, datasize];
if n == 31 then
    CheckSPAlignment();
    address = SP[64];
else
    address = X[n, 64];

constant bits(datasize) comparevalue = bits(datasize) UNKNOWN; // Irrelevant when not executing CAS
data = MemAtomic(address, comparevalue, value, accdesc);

V[t, datasize] = data;
```

Internal version only: aarchmrs v2025-03_rel, pseudocode v2025-03_rel ; Build timestamp: 2025-03-21T17:41

Copyright © 2010-2025 Arm Limited or its affiliates. All rights reserved. This document is Non-Confidential.

LDFADD, LDFADDA, LDFADDAL, LDFADDL

Floating-point atomic add in memory

This instruction atomically loads a 16-bit, 32-bit, or 64-bit value from memory, performs a floating-point add with the value held in a register, and stores the result back to memory. The value initially loaded from memory is returned in the destination register.

- LDFADDA and LDFADDAL load from memory with acquire semantics.
- LDFADDL and LDFADDAL store to memory with release semantics.
- LDFADD has neither acquire nor release semantics.

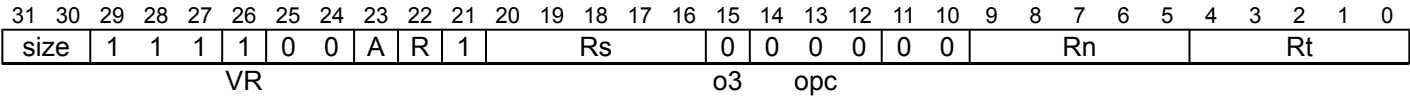
This instruction:

- Disables alternative floating-point behaviors, as if FPCR.AH is 0.
- Generates only the default NaN, as if FPCR.DN is 1.
- Does not modify the cumulative FPSR exception bits (IDC, IXC, UFC, OFC, DZC, and IOC).
- Disables trapped floating-point exceptions, as if the FPCR trap enable bits (IDE, IXE, UFE, OFE, DZE, and IOE) are all zero.

For more information about memory ordering semantics, see [Load-Acquire, Store-Release](#).

For information about addressing modes, see [Load/Store addressing modes](#).

Floating-point (FEAT_LSFE)



Encoding for the Half-precision no memory ordering variant

Applies when (size == 01 && A == 0 && R == 0)

```
LDFADD <Hs>, <Ht>, [<Xn|SP>]
```

Encoding for the Half-precision acquire variant

Applies when (size == 01 && A == 1 && R == 0)

```
LDFADDA <Hs>, <Ht>, [<Xn|SP>]
```

Encoding for the Half-precision acquire-release variant

Applies when (size == 01 && A == 1 && R == 1)

```
LDFADDAL <Hs>, <Ht>, [<Xn|SP>]
```

Encoding for the Half-precision release variant

Applies when (size == 01 && A == 0 && R == 1)

```
LDFADDL <Hs>, <Ht>, [<Xn|SP>]
```

Encoding for the Single-precision no memory ordering variant

Applies when (size == 10 && A == 0 && R == 0)

```
LDFADD <Ss>, <St>, [<Xn|SP>]
```

Encoding for the Single-precision acquire variant

Applies when (size == 10 && A == 1 && R == 0)

```
LDFADDA <Ss>, <St>, [<Xn|SP>]
```

Encoding for the Single-precision acquire-release variant

Applies when (size == 10 && A == 1 && R == 1)

```
LDFADDAL <Ss>, <St>, [<Xn|SP>]
```

Encoding for the Single-precision release variant

Applies when (size == 10 && A == 0 && R == 1)

```
LDFADDL <Ss>, <St>, [<Xn|SP>]
```

Encoding for the Double-precision no memory ordering variant

Applies when (size == 11 && A == 0 && R == 0)

```
LDFADD <Ds>, <Dt>, [<Xn|SP>]
```

Encoding for the Double-precision acquire variant

Applies when (size == 11 && A == 1 && R == 0)

```
LDFADDA <Ds>, <Dt>, [<Xn|SP>]
```

Encoding for the Double-precision acquire-release variant

Applies when (size == 11 && A == 1 && R == 1)

```
LDFADDAL <Ds>, <Dt>, [<Xn|SP>]
```

Encoding for the Double-precision release variant

Applies when (size == 11 && A == 0 && R == 1)

```
LDFADDL <Ds>, <Dt>, [<Xn|SP>]
```

Decode for all variants of this encoding

```
if !IsFeatureImplemented(FEAT_LSFE) then EndOfDecode(Decode_UNDEF);

constant integer t = UInt(Rt);
constant integer n = UInt(Rn);
constant integer s = UInt(Rs);

constant integer datasize = 8 << UInt(size);
constant boolean acquire = A == '1';
constant boolean release = R == '1';
constant boolean tagchecked = n != 31;
```

Assembler Symbols

<Hs>	Is the 16-bit name of the SIMD&FP register holding the data value to be operated on with the contents of the memory location, encoded in the "Rs" field.
<Ht>	Is the 16-bit name of the SIMD&FP register to be loaded, encoded in the "Rt" field.
<Xn SP>	Is the 64-bit name of the general-purpose base register or stack pointer, encoded in the "Rn" field.
<Ss>	Is the 32-bit name of the SIMD&FP register holding the data value to be operated on with the contents of the memory location, encoded in the "Rs" field.
<St>	Is the 32-bit name of the SIMD&FP register to be loaded, encoded in the "Rt" field.
<Ds>	Is the 64-bit name of the SIMD&FP register holding the data value to be operated on with the contents of the memory location, encoded in the "Rs" field.
<Dt>	Is the 64-bit name of the SIMD&FP register to be loaded, encoded in the "Rt" field.

Operation

```
CheckFPEEnabled64();
bits(64) address;
bits(datasize) value;
bits(datasize) data;
constant AccessDescriptor accdesc = CreateAccDescFPAtomicOp(MemAtomicOp_FPADD, acquire,
                                                             release, tagchecked);

value = V[s, datasize];
if n == 31 then
    CheckSPAlignment();
    address = SP[64];
else
    address = X[n, 64];

constant bits(datasize) comparevalue = bits(datasize) UNKNOWN; // Irrelevant when not executing CAS
data = MemAtomic(address, comparevalue, value, accdesc);

V[t, datasize] = data;
```

LDFMAX, LDFMAXA, LDFMAXAL, LDFMAXL

Floating-point atomic maximum in memory

This instruction atomically loads a 16-bit, 32-bit, or 64-bit value from memory, computes the floating-point maximum with the value held in a register, and stores the result back to memory. The value initially loaded from memory is returned in the destination register.

- LDFMAXA and LDFMAXAL load from memory with acquire semantics.
- LDFMAXL and LDFMAXAL store to memory with release semantics.
- LDFMAX has neither acquire nor release semantics.

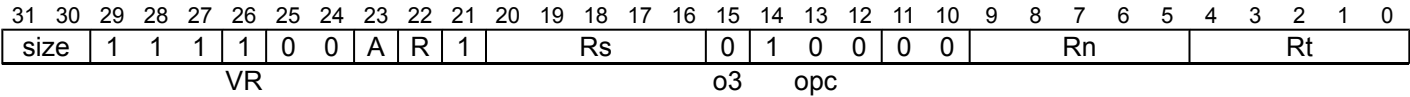
This instruction:

- Disables alternative floating-point behaviors, as if FPCR.AH is 0.
- Generates only the default NaN, as if FPCR.DN is 1.
- Does not modify the cumulative FPSR exception bits (IDC, IXC, UFC, OFC, DZC, and IOC).
- Disables trapped floating-point exceptions, as if the FPCR trap enable bits (IDE, IXE, UFE, OFE, DZE, and IOE) are all zero.

For more information about memory ordering semantics, see [Load-Acquire, Store-Release](#).

For information about addressing modes, see [Load/Store addressing modes](#).

Floating-point (FEAT_LSFE)



Encoding for the Half-precision no memory ordering variant

Applies when (size == 01 && A == 0 && R == 0)

```
LDFMAX <Hs>, <Ht>, [<Xn|SP>]
```

Encoding for the Half-precision acquire variant

Applies when (size == 01 && A == 1 && R == 0)

```
LDFMAXA <Hs>, <Ht>, [<Xn|SP>]
```

Encoding for the Half-precision acquire-release variant

Applies when (size == 01 && A == 1 && R == 1)

```
LDFMAXAL <Hs>, <Ht>, [<Xn|SP>]
```

Encoding for the Half-precision release variant

Applies when (size == 01 && A == 0 && R == 1)

```
LDFMAXL <Hs>, <Ht>, [<Xn|SP>]
```

Encoding for the Single-precision no memory ordering variant

Applies when (size == 10 && A == 0 && R == 0)

```
LDFMAX <Ss>, <St>, [<Xn|SP>]
```

Encoding for the Single-precision acquire variant

Applies when (size == 10 && A == 1 && R == 0)

```
LDFMAXA <Ss>, <St>, [<Xn|SP>]
```

Encoding for the Single-precision acquire-release variant

Applies when (size == 10 && A == 1 && R == 1)

```
LDFMAXAL <Ss>, <St>, [<Xn|SP>]
```

Encoding for the Single-precision release variant

Applies when (size == 10 && A == 0 && R == 1)

```
LDFMAXL <Ss>, <St>, [<Xn|SP>]
```

Encoding for the Double-precision no memory ordering variant

Applies when (size == 11 && A == 0 && R == 0)

```
LDFMAX <Ds>, <Dt>, [<Xn|SP>]
```

Encoding for the Double-precision acquire variant

Applies when (size == 11 && A == 1 && R == 0)

```
LDFMAXA <Ds>, <Dt>, [<Xn|SP>]
```


Encoding for the Double-precision acquire-release variant

Applies when (size == 11 && A == 1 && R == 1)

```
LDFMAXAL <Ds>, <Dt>, [<Xn|SP>]
```

Encoding for the Double-precision release variant

Applies when (size == 11 && A == 0 && R == 1)

```
LDFMAXL <Ds>, <Dt>, [<Xn|SP>]
```

Decode for all variants of this encoding

```
if !IsFeatureImplemented(FEAT_LSFE) then EndOfDecode(Decode_UNDEF);

constant integer t = UInt(Rt);
constant integer n = UInt(Rn);
constant integer s = UInt(Rs);

constant integer datasize = 8 << UInt(size);
constant boolean acquire = A == '1';
constant boolean release = R == '1';
constant boolean tagchecked = n != 31;
```

Assembler Symbols

<Hs>	Is the 16-bit name of the SIMD&FP register holding the data value to be operated on with the contents of the memory location, encoded in the "Rs" field.
<Ht>	Is the 16-bit name of the SIMD&FP register to be loaded, encoded in the "Rt" field.
<Xn SP>	Is the 64-bit name of the general-purpose base register or stack pointer, encoded in the "Rn" field.
<Ss>	Is the 32-bit name of the SIMD&FP register holding the data value to be operated on with the contents of the memory location, encoded in the "Rs" field.
<St>	Is the 32-bit name of the SIMD&FP register to be loaded, encoded in the "Rt" field.
<Ds>	Is the 64-bit name of the SIMD&FP register holding the data value to be operated on with the contents of the memory location, encoded in the "Rs" field.
<Dt>	Is the 64-bit name of the SIMD&FP register to be loaded, encoded in the "Rt" field.

Operation

```
CheckFPEEnabled64();
bits(64) address;
bits(datasize) value;
bits(datasize) data;
constant AccessDescriptor accdesc = CreateAccDescFPAtomicOp(MemAtomicOp_FPMAX, acquire,
                                                             release, tagchecked);

value = V[s, datasize];
if n == 31 then
    CheckSPAlignment();
    address = SP[64];
else
    address = X[n, 64];

constant bits(datasize) comparevalue = bits(datasize) UNKNOWN; // Irrelevant when not executing CAS
data = MemAtomic(address, comparevalue, value, accdesc);

V[t, datasize] = data;
```

LDFMAXNM, LDFMAXNMA, LDFMAXNMAL, LDFMAXNML

Floating-point atomic maximum number in memory

This instruction atomically loads a 16-bit, 32-bit, or 64-bit value from memory, computes the floating-point maximum number with the value held in a register, and stores the result back to memory. The value initially loaded from memory is returned in the destination register.

- LDFMAXNMA and LDFMAXNMAL load from memory with acquire semantics.
- LDFMAXNML and LDFMAXNMAL store to memory with release semantics.
- LDFMAXNM has neither acquire nor release semantics.

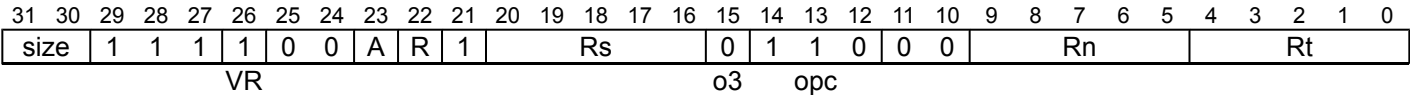
This instruction:

- Disables alternative floating-point behaviors, as if FPCR.AH is 0.
- Generates only the default NaN, as if FPCR.DN is 1.
- Does not modify the cumulative FPSR exception bits (IDC, IXC, UFC, OFC, DZC, and IOC).
- Disables trapped floating-point exceptions, as if the FPCR trap enable bits (IDE, IXE, UFE, OFE, DZE, and IOE) are all zero.

For more information about memory ordering semantics, see [Load-Acquire, Store-Release](#).

For information about addressing modes, see [Load/Store addressing modes](#).

Floating-point (FEAT_LSFE)



Encoding for the Half-precision no memory ordering variant

Applies when (size == 01 && A == 0 && R == 0)

```
LDFMAXNM <Hs>, <Ht>, [<Xn|SP>]
```

Encoding for the Half-precision acquire variant

Applies when (size == 01 && A == 1 && R == 0)

```
LDFMAXNMA <Hs>, <Ht>, [<Xn|SP>]
```

Encoding for the Half-precision acquire-release variant

Applies when (size == 01 && A == 1 && R == 1)

```
LDFMAXNMAL <Hs>, <Ht>, [<Xn|SP>]
```

Encoding for the Half-precision release variant

Applies when (size == 01 && A == 0 && R == 1)

```
LDFMAXNML <Hs>, <Ht>, [<Xn|SP>]
```

Encoding for the Single-precision no memory ordering variant

Applies when (size == 10 && A == 0 && R == 0)

```
LDFMAXNM <Ss>, <St>, [<Xn|SP>]
```

Encoding for the Single-precision acquire variant

Applies when (size == 10 && A == 1 && R == 0)

```
LDFMAXNMA <Ss>, <St>, [<Xn|SP>]
```

Encoding for the Single-precision acquire-release variant

Applies when (size == 10 && A == 1 && R == 1)

```
LDFMAXNMAL <Ss>, <St>, [<Xn|SP>]
```

Encoding for the Single-precision release variant

Applies when (size == 10 && A == 0 && R == 1)

```
LDFMAXNML <Ss>, <St>, [<Xn|SP>]
```

Encoding for the Double-precision no memory ordering variant

Applies when (size == 11 && A == 0 && R == 0)

```
LDFMAXNM <Ds>, <Dt>, [<Xn|SP>]
```

Encoding for the Double-precision acquire variant

Applies when (size == 11 && A == 1 && R == 0)

```
LDFMAXNMA <Ds>, <Dt>, [<Xn|SP>]
```

Encoding for the Double-precision acquire-release variant

Applies when (size == 11 && A == 1 && R == 1)

```
LDFMAXNMAL <Ds>, <Dt>, [<Xn|SP>]
```

Encoding for the Double-precision release variant

Applies when (size == 11 && A == 0 && R == 1)

```
LDFMAXNML <Ds>, <Dt>, [<Xn|SP>]
```

Decode for all variants of this encoding

```
if !IsFeatureImplemented(FEAT_LSFE) then EndOfDecode(Decode_UNDEF);

constant integer t = UInt(Rt);
constant integer n = UInt(Rn);
constant integer s = UInt(Rs);

constant integer datasize = 8 << UInt(size);
constant boolean acquire = A == '1';
constant boolean release = R == '1';
constant boolean tagchecked = n != 31;
```

Assembler Symbols

<Hs>	Is the 16-bit name of the SIMD&FP register holding the data value to be operated on with the contents of the memory location, encoded in the "Rs" field.
<Ht>	Is the 16-bit name of the SIMD&FP register to be loaded, encoded in the "Rt" field.
<Xn SP>	Is the 64-bit name of the general-purpose base register or stack pointer, encoded in the "Rn" field.
<Ss>	Is the 32-bit name of the SIMD&FP register holding the data value to be operated on with the contents of the memory location, encoded in the "Rs" field.
<St>	Is the 32-bit name of the SIMD&FP register to be loaded, encoded in the "Rt" field.
<Ds>	Is the 64-bit name of the SIMD&FP register holding the data value to be operated on with the contents of the memory location, encoded in the "Rs" field.
<Dt>	Is the 64-bit name of the SIMD&FP register to be loaded, encoded in the "Rt" field.

Operation

```
CheckFPEEnabled64();
bits(64) address;
bits(datasize) value;
bits(datasize) data;
constant AccessDescriptor accdesc = CreateAccDescFPAtomicOp(MemAtomicOp_FPMAXNM, acquire,
                                                             release, tagchecked);

value = V[s, datasize];
if n == 31 then
    CheckSPAlignment();
    address = SP[64];
else
    address = X[n, 64];

constant bits(datasize) comparevalue = bits(datasize) UNKNOWN; // Irrelevant when not executing CAS
data = MemAtomic(address, comparevalue, value, accdesc);

V[t, datasize] = data;
```

LDFMIN, LDFMINA, LDFMINAL, LDFMINL

Floating-point atomic minimum in memory

This instruction atomically loads a 16-bit, 32-bit, or 64-bit value from memory, computes the floating-point minimum with the value held in a register, and stores the result back to memory. The value initially loaded from memory is returned in the destination register.

- LDFMINA and LDFMINAL load from memory with acquire semantics.
- LDFMINL and LDFMINAL store to memory with release semantics.
- LDFMIN has neither acquire nor release semantics.

This instruction:

- Disables alternative floating-point behaviors, as if FPCR.AH is 0.
- Generates only the default NaN, as if FPCR.DN is 1.
- Does not modify the cumulative FPSR exception bits (IDC, IXC, UFC, OFC, DZC, and IOC).
- Disables trapped floating-point exceptions, as if the FPCR trap enable bits (IDE, IXE, UFE, OFE, DZE, and IOE) are all zero.

For more information about memory ordering semantics, see [Load-Acquire, Store-Release](#).

For information about addressing modes, see [Load/Store addressing modes](#).

Floating-point (FEAT_LSFE)

31	30	29	28	27	26	25	24	23	22	21	20	19	18	17	16	15	14	13	12	11	10	9	8	7	6	5	4	3	2	1	0
size	1	1	1	1	0	0	A	R	1	Rs						0	1	0	1	0	0	Rn						Rt			
VR										o3						opc															

Encoding for the Half-precision no memory ordering variant

Applies when (size == 01 && A == 0 && R == 0)

```
LDFMIN <Hs>, <Ht>, [<Xn|SP>]
```

Encoding for the Half-precision acquire variant

Applies when (size == 01 && A == 1 && R == 0)

```
LDFMINA <Hs>, <Ht>, [<Xn|SP>]
```

Encoding for the Half-precision acquire-release variant

Applies when (size == 01 && A == 1 && R == 1)

```
LDFMINAL <Hs>, <Ht>, [<Xn|SP>]
```

Encoding for the Half-precision release variant

Applies when (size == 01 && A == 0 && R == 1)

```
LDFMINL <Hs>, <Ht>, [<Xn|SP>]
```

Encoding for the Single-precision no memory ordering variant

Applies when (size == 10 && A == 0 && R == 0)

```
LDFMIN <Ss>, <St>, [<Xn|SP>]
```

Encoding for the Single-precision acquire variant

Applies when (size == 10 && A == 1 && R == 0)

```
LDFMINA <Ss>, <St>, [<Xn|SP>]
```

Encoding for the Single-precision acquire-release variant

Applies when (size == 10 && A == 1 && R == 1)

```
LDFMINAL <Ss>, <St>, [<Xn|SP>]
```

Encoding for the Single-precision release variant

Applies when (size == 10 && A == 0 && R == 1)

```
LDFMINL <Ss>, <St>, [<Xn|SP>]
```

Encoding for the Double-precision no memory ordering variant

Applies when (size == 11 && A == 0 && R == 0)

```
LDFMIN <Ds>, <Dt>, [<Xn|SP>]
```

Encoding for the Double-precision acquire variant

Applies when (size == 11 && A == 1 && R == 0)

```
LDFMINA <Ds>, <Dt>, [<Xn|SP>]
```

Encoding for the Double-precision acquire-release variant

Applies when (size == 11 && A == 1 && R == 1)

```
LDFMINAL <Ds>, <Dt>, [<Xn|SP>]
```

Encoding for the Double-precision release variant

Applies when (size == 11 && A == 0 && R == 1)

```
LDFMINL <Ds>, <Dt>, [<Xn|SP>]
```

Decode for all variants of this encoding

```
if !IsFeatureImplemented(FEAT_LSFE) then EndOfDecode(Decode_UNDEF);

constant integer t = UInt(Rt);
constant integer n = UInt(Rn);
constant integer s = UInt(Rs);

constant integer datasize = 8 << UInt(size);
constant boolean acquire = A == '1';
constant boolean release = R == '1';
constant boolean tagchecked = n != 31;
```

Assembler Symbols

<Hs>	Is the 16-bit name of the SIMD&FP register holding the data value to be operated on with the contents of the memory location, encoded in the "Rs" field.
<Ht>	Is the 16-bit name of the SIMD&FP register to be loaded, encoded in the "Rt" field.
<Xn SP>	Is the 64-bit name of the general-purpose base register or stack pointer, encoded in the "Rn" field.
<Ss>	Is the 32-bit name of the SIMD&FP register holding the data value to be operated on with the contents of the memory location, encoded in the "Rs" field.
<St>	Is the 32-bit name of the SIMD&FP register to be loaded, encoded in the "Rt" field.
<Ds>	Is the 64-bit name of the SIMD&FP register holding the data value to be operated on with the contents of the memory location, encoded in the "Rs" field.
<Dt>	Is the 64-bit name of the SIMD&FP register to be loaded, encoded in the "Rt" field.

Operation

```
CheckFPEnabled64();
bits(64) address;
bits(datasize) value;
bits(datasize) data;
constant AccessDescriptor accdesc = CreateAccDescFPAtomicOp(MemAtomicOp_FPMIN, acquire,
                                                             release, tagchecked);

value = V[s, datasize];
if n == 31 then
    CheckSPAlignment();
    address = SP[64];
else
    address = X[n, 64];

constant bits(datasize) comparevalue = bits(datasize) UNKNOWN; // Irrelevant when not executing CAS
data = MemAtomic(address, comparevalue, value, accdesc);

V[t, datasize] = data;
```

LDFMINNM, LDFMINNMA, LDFMINNMAL, LDFMINNML

Floating-point atomic minimum number in memory

This instruction atomically loads a 16-bit, 32-bit, or 64-bit value from memory, computes the floating-point minimum number with the value held in a register, and stores the result back to memory. The value initially loaded from memory is returned in the destination register.

- LDFMINNMA and LDFMINNMAL load from memory with acquire semantics.
- LDFMINNML and LDFMINNMAL store to memory with release semantics.
- LDFMINNM has neither acquire nor release semantics.

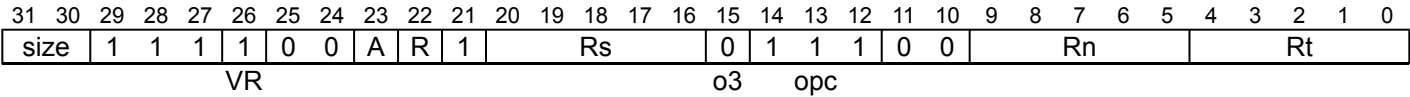
This instruction:

- Disables alternative floating-point behaviors, as if FPCR.AH is 0.
- Generates only the default NaN, as if FPCR.DN is 1.
- Does not modify the cumulative FPSR exception bits (IDC, IXC, UFC, OFC, DZC, and IOC).
- Disables trapped floating-point exceptions, as if the FPCR trap enable bits (IDE, IXE, UFE, OFE, DZE, and IOE) are all zero.

For more information about memory ordering semantics, see [Load-Acquire, Store-Release](#).

For information about addressing modes, see [Load/Store addressing modes](#).

Floating-point
(FEAT_LSFE)



Encoding for the Half-precision no memory ordering variant

Applies when (size == 01 && A == 0 && R == 0)

```
LDFMINNM <Hs>, <Ht>, [<Xn|SP>]
```

Encoding for the Half-precision acquire variant

Applies when (size == 01 && A == 1 && R == 0)

```
LDFMINNMA <Hs>, <Ht>, [<Xn|SP>]
```

Encoding for the Half-precision acquire-release variant

Applies when (size == 01 && A == 1 && R == 1)

```
LDFMINNMAL <Hs>, <Ht>, [<Xn|SP>]
```

Encoding for the Half-precision release variant

Applies when (size == 01 && A == 0 && R == 1)

```
LDFMINNML <Hs>, <Ht>, [<Xn|SP>]
```

Encoding for the Single-precision no memory ordering variant

Applies when (size == 10 && A == 0 && R == 0)

```
LDFMINNM <Ss>, <St>, [<Xn|SP>]
```

Encoding for the Single-precision acquire variant

Applies when (size == 10 && A == 1 && R == 0)

```
LDFMINNMA <Ss>, <St>, [<Xn|SP>]
```

Encoding for the Single-precision acquire-release variant

Applies when (size == 10 && A == 1 && R == 1)

```
LDFMINNMAL <Ss>, <St>, [<Xn|SP>]
```

Encoding for the Single-precision release variant

Applies when (size == 10 && A == 0 && R == 1)

```
LDFMINNML <Ss>, <St>, [<Xn|SP>]
```

Encoding for the Double-precision no memory ordering variant

Applies when (size == 11 && A == 0 && R == 0)

```
LDFMINNM <Ds>, <Dt>, [<Xn|SP>]
```

Encoding for the Double-precision acquire variant

Applies when (size == 11 && A == 1 && R == 0)

```
LDFMINNMA <Ds>, <Dt>, [<Xn|SP>]
```

Encoding for the Double-precision acquire-release variant

Applies when (size == 11 && A == 1 && R == 1)

```
LDFMINNMAL <Ds>, <Dt>, [<Xn|SP>]
```

Encoding for the Double-precision release variant

Applies when (size == 11 && A == 0 && R == 1)

```
LDFMINNML <Ds>, <Dt>, [<Xn|SP>]
```

Decode for all variants of this encoding

```
if !IsFeatureImplemented(FEAT_LSFE) then EndOfDecode(Decode_UNDEF);

constant integer t = UInt(Rt);
constant integer n = UInt(Rn);
constant integer s = UInt(Rs);

constant integer datasize = 8 << UInt(size);
constant boolean acquire = A == '1';
constant boolean release = R == '1';
constant boolean tagchecked = n != 31;
```

Assembler Symbols

<Hs>	Is the 16-bit name of the SIMD&FP register holding the data value to be operated on with the contents of the memory location, encoded in the "Rs" field.
<Ht>	Is the 16-bit name of the SIMD&FP register to be loaded, encoded in the "Rt" field.
<Xn SP>	Is the 64-bit name of the general-purpose base register or stack pointer, encoded in the "Rn" field.
<Ss>	Is the 32-bit name of the SIMD&FP register holding the data value to be operated on with the contents of the memory location, encoded in the "Rs" field.
<St>	Is the 32-bit name of the SIMD&FP register to be loaded, encoded in the "Rt" field.
<Ds>	Is the 64-bit name of the SIMD&FP register holding the data value to be operated on with the contents of the memory location, encoded in the "Rs" field.
<Dt>	Is the 64-bit name of the SIMD&FP register to be loaded, encoded in the "Rt" field.

Operation

```
CheckFPEnabled64();
bits(64) address;
bits(datasize) value;
bits(datasize) data;
constant AccessDescriptor accdesc = CreateAccDescFPAtomicOp(MemAtomicOp_FPMINNM, acquire,
                                                             release, tagchecked);

value = V[s, datasize];
if n == 31 then
    CheckSPAlignment();
    address = SP[64];
else
    address = X[n, 64];

constant bits(datasize) comparevalue = bits(datasize) UNKNOWN; // Irrelevant when not executing CAS
data = MemAtomic(address, comparevalue, value, accdesc);

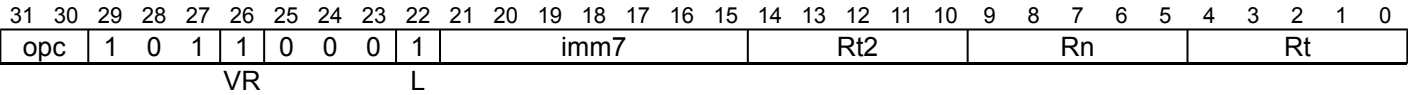
V[t, datasize] = data;
```

LDNP (SIMD&FP)

Load pair of SIMD&FP registers, with non-temporal hint

This instruction loads a pair of SIMD&FP registers from memory, issuing a hint to the memory system that the access is non-temporal. The address that is used for the load is calculated from a base register value and an optional immediate offset.
For information about non-temporal pair instructions, see *Load/Store SIMD and Floating-point non-temporal pair*.
Depending on the settings in the CPACR_EL1, CPTR_EL2, and CPTR_EL3 registers, and the current Security state and Exception level, an attempt to execute the instruction might be trapped.

Signed offset (FEAT_FP)



Encoding for the 32-bit variant

Applies when (opc == 00)

```
LDNP <St1>, <St2>, [<Xn|SP>{, #<imm>}]
```

Encoding for the 64-bit variant

Applies when (opc == 01)

```
LDNP <Dt1>, <Dt2>, [<Xn|SP>{, #<imm>}]
```

Encoding for the 128-bit variant

Applies when (opc == 10)

```
LDNP <Qt1>, <Qt2>, [<Xn|SP>{, #<imm>}]
```

Decode for all variants of this encoding

```
// Empty.
```

For information about the CONSTRAINED UNPREDICTABLE behavior of this instruction, see *Architectural Constraints on UNPREDICTABLE behaviors*, and particularly *LDNP (SIMD&FP)*.

Assembler Symbols

- <St1> Is the 32-bit name of the first SIMD&FP register to be transferred, encoded in the "Rt" field.
- <St2> Is the 32-bit name of the second SIMD&FP register to be transferred, encoded in the "Rt2" field.
- <Xn|SP> Is the 64-bit name of the general-purpose base register or stack pointer, encoded in the "Rn" field.
- <imm> For the "32-bit" variant: is the optional signed immediate byte offset, a multiple of 4 in the range -256 to 252, defaulting to 0 and encoded in the "imm7" field as <imm>/4.
For the "64-bit" variant: is the optional signed immediate byte offset, a multiple of 8 in the range -512 to 504, defaulting to 0 and encoded in the "imm7" field as <imm>/8.
For the "128-bit" variant: is the optional signed immediate byte offset, a multiple of 16 in the range -1024 to 1008, defaulting to 0 and encoded in the "imm7" field as <imm>/16.
- <Dt1> Is the 64-bit name of the first SIMD&FP register to be transferred, encoded in the "Rt" field.
- <Dt2> Is the 64-bit name of the second SIMD&FP register to be transferred, encoded in the "Rt2" field.
- <Qt1> Is the 128-bit name of the first SIMD&FP register to be transferred, encoded in the "Rt" field.

<Qt2> Is the 128-bit name of the second SIMD&FP register to be transferred, encoded in the "Rt2" field.

Shared Decode

```
if !IsFeatureImplemented(FEAT_FP) then EndOfDecode(Decode_UNDEF);
constant integer t = UInt(Rt);
constant integer t2 = UInt(Rt2);
constant integer n = UInt(Rn);
constant boolean nontemporal = TRUE;
constant integer scale = 2 + (UInt(opc));
constant integer datasize = 8 << scale;
constant bits(64) offset = LSL(SignExtend(imm7, 64), scale);
constant boolean tagchecked = n != 31;
boolean rt_unknown = FALSE;

if t == t2 then
    constant Constraint c = ConstrainUnpredictable(Unpredictable_LDPOVERLAP);
    assert c IN {Constraint_UNKNOWN, Constraint_UNDEF, Constraint_NOP};
    case c of
        when Constraint_UNKNOWN    rt_unknown = TRUE;    // Result is UNKNOWN
        when Constraint_UNDEF      EndOfDecode(Decode_UNDEF);
        when Constraint_NOP        EndOfDecode(Decode_NOP);
```

Operation

```
CheckFPEnabled64();
bits(64) address;
bits(64) address2;
constant integer dbytes = datasize DIV 8;

constant boolean privileged = PSTATE.EL != EL0;
constant AccessDescriptor accdesc = CreateAccDescASIMD(MemOp_LOAD, nontemporal,
                                                         tagchecked, privileged);

if n == 31 then
    CheckSPAlignment();
    address = SP[64];
else
    address = X[n, 64];

address = AddressAdd(address, offset, accdesc);

address2 = AddressIncrement(address, dbytes, accdesc);
bits(datasize) data1 = Mem[address, dbytes, accdesc];
bits(datasize) data2 = Mem[address2, dbytes, accdesc];

if rt_unknown then
    data1 = bits(datasize) UNKNOWN;
    data2 = bits(datasize) UNKNOWN;

V[t, datasize] = data1;
V[t2, datasize] = data2;
```

Operational information

If PSTATE.DIT is 1, the timing of this instruction is insensitive to the value of the data being loaded or stored.

Internal version only: aarchmrs v2025-03_rel, pseudocode v2025-03_rel ; Build timestamp: 2025-03-21T17:41

Copyright © 2010-2025 Arm Limited or its affiliates. All rights reserved. This document is Non-Confidential.

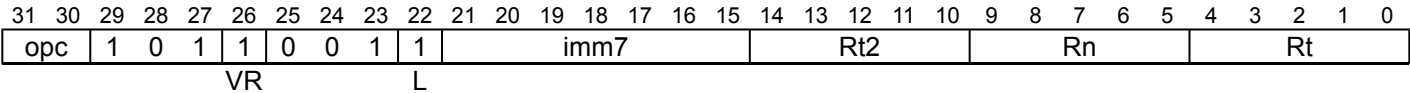
LDP (SIMD&FP)

Load pair of SIMD&FP registers

This instruction loads a pair of SIMD&FP registers from memory. The address that is used for the load is calculated from a base register value and an optional immediate offset.
Depending on the settings in the CPACR_EL1, CPTR_EL2, and CPTR_EL3 registers, and the current Security state and Exception level, an attempt to execute the instruction might be trapped.

It has encodings from 3 classes: [Post-index](#) , [Pre-index](#) and [Signed offset](#)

Post-index (FEAT_FP)



Encoding for the 32-bit variant

Applies when (opc == 00)

```
LDP <St1>, <St2>, [<Xn|SP>], #<imm>
```

Encoding for the 64-bit variant

Applies when (opc == 01)

```
LDP <Dt1>, <Dt2>, [<Xn|SP>], #<imm>
```

Encoding for the 128-bit variant

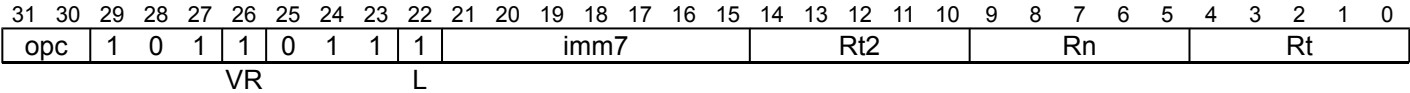
Applies when (opc == 10)

```
LDP <Qt1>, <Qt2>, [<Xn|SP>], #<imm>
```

Decode for all variants of this encoding

```
if !IsFeatureImplemented(FEAT_FP) then EndOfDecode(Decode_UNDEF);  
  
constant boolean wback = TRUE;  
constant boolean postindex = TRUE;
```

Pre-index (FEAT_FP)



Encoding for the 32-bit variant

Applies when (opc == 00)

```
LDP <St1>, <St2>, [<Xn|SP>, #<imm>]!
```

Encoding for the 64-bit variant

Applies when (opc == 01)

LDP <Dt1>, <Dt2>, [<Xn|SP>, #<imm>]!

Encoding for the 128-bit variant

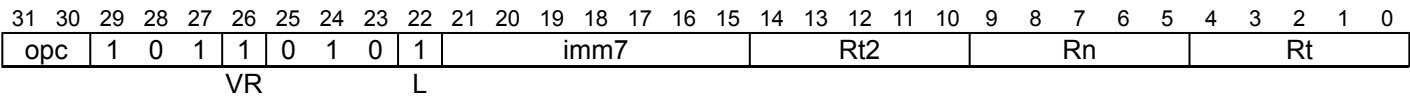
Applies when (opc == 10)

LDP <Qt1>, <Qt2>, [<Xn|SP>, #<imm>]!

Decode for all variants of this encoding

```
if !IsFeatureImplemented(FEAT_FP) then EndOfDecode(Decode_UNDEF);
constant boolean wback = TRUE;
constant boolean postindex = FALSE;
```

Signed offset
(FEAT_FP)



Encoding for the 32-bit variant

Applies when (opc == 00)

LDP <St1>, <St2>, [<Xn|SP>{, #<imm>}]

Encoding for the 64-bit variant

Applies when (opc == 01)

LDP <Dt1>, <Dt2>, [<Xn|SP>{, #<imm>}]

Encoding for the 128-bit variant

Applies when (opc == 10)

LDP <Qt1>, <Qt2>, [<Xn|SP>{, #<imm>}]

Decode for all variants of this encoding

```
if !IsFeatureImplemented(FEAT_FP) then EndOfDecode(Decode_UNDEF);
constant boolean wback = FALSE;
constant boolean postindex = FALSE;
```

For information about the CONSTRAINED UNPREDICTABLE behavior of this instruction, see *Architectural Constraints on UNPREDICTABLE behaviors*, and particularly *LDP (SIMD&FP)*.

Assembler Symbols

- <St1> Is the 32-bit name of the first SIMD&FP register to be transferred, encoded in the "Rt" field.
- <St2> Is the 32-bit name of the second SIMD&FP register to be transferred, encoded in the "Rt2" field.
- <Xn|SP> Is the 64-bit name of the general-purpose base register or stack pointer, encoded in the "Rn" field.
- <imm> For the "32-bit Post-index" and "32-bit Pre-index" variants: is the signed immediate byte offset, a multiple of 4 in the range -256 to 252, encoded in the "imm7" field as <imm>/4.
For the "64-bit Post-index" and "64-bit Pre-index" variants: is the signed immediate byte offset, a multiple of 8 in the range -512 to 504, encoded in the "imm7" field as <imm>/8.

For the "128-bit Post-index" and "128-bit Pre-index" variants: is the signed immediate byte offset, a multiple of 16 in the range -1024 to 1008, encoded in the "imm7" field as <imm>/16.

For the "32-bit Signed offset" variant: is the optional signed immediate byte offset, a multiple of 4 in the range -256 to 252, defaulting to 0 and encoded in the "imm7" field as <imm>/4.

For the "64-bit Signed offset" variant: is the optional signed immediate byte offset, a multiple of 8 in the range -512 to 504, defaulting to 0 and encoded in the "imm7" field as <imm>/8.

For the "128-bit Signed offset" variant: is the optional signed immediate byte offset, a multiple of 16 in the range -1024 to 1008, defaulting to 0 and encoded in the "imm7" field as <imm>/16.

- <Dt1> Is the 64-bit name of the first SIMD&FP register to be transferred, encoded in the "Rt" field.
- <Dt2> Is the 64-bit name of the second SIMD&FP register to be transferred, encoded in the "Rt2" field.
- <Qt1> Is the 128-bit name of the first SIMD&FP register to be transferred, encoded in the "Rt" field.
- <Qt2> Is the 128-bit name of the second SIMD&FP register to be transferred, encoded in the "Rt2" field.

Shared Decode

```
constant integer t = UInt(Rt);
constant integer t2 = UInt(Rt2);
constant integer n = UInt(Rn);
constant boolean nontemporal = FALSE;
constant integer scale = 2 + (UInt(opc));
constant integer datasize = 8 << scale;
constant bits(64) offset = LSL(SignExtend(imm7, 64), scale);
constant boolean tagchecked = wback || n != 31;

boolean rt_unknown = FALSE;

if t == t2 then
    constant Constraint c = ConstrainUnpredictable(Unpredictable LDPOVERLAP);
    assert c IN {Constraint_UNKNOWN, Constraint_UNDEF, Constraint_NOP};
    case c of
        when Constraint_UNKNOWN    rt_unknown = TRUE;    // Result is UNKNOWN
        when Constraint_UNDEF       EndOfDecode(Decode_UNDEF);
        when Constraint_NOP         EndOfDecode(Decode_NOP);
```

Operation

```
CheckFPEEnabled64();
bits(64) address;
constant integer dbytes = datasize DIV 8;

constant boolean privileged = PSTATE.EL != ELO;
constant boolean ispair = IsFeatureImplemented(FEAT_LS64WB) && datasize == 128;
constant AccessDescriptor accdesc = CreateAccDescASIMD(MemOp_LOAD, nontemporal,
                                                         tagchecked, privileged, ispair);

if n == 31 then
    CheckSPAlignment();
    address = SP[64];
else
    address = X[n, 64];

if !postindex then
    address = AddressAdd(address, offset, accdesc);

bits(datasize) data1;
bits(datasize) data2;
if accdesc.ispair then
    constant bits(2*datasize) full_data = Mem[address, 2*dbytes, accdesc];
    if BigEndian(accdesc.acctype) then
        data2 = full_data<(datasize-1):0>;
        data1 = full_data<(2*datasize-1):datasize>;
    else
        data1 = full_data<(datasize-1):0>;
        data2 = full_data<(2*datasize-1):datasize>;
else
    constant bits(64) address2 = AddressIncrement(address, dbytes, accdesc);
    data1 = Mem[address, dbytes, accdesc];
    data2 = Mem[address2, dbytes, accdesc];

if rt_unknown then
    data1 = bits(datasize) UNKNOWN;
    data2 = bits(datasize) UNKNOWN;

V[t, datasize] = data1;
V[t2, datasize] = data2;

if wback then
    if postindex then
        address = AddressAdd(address, offset, accdesc);
    if n == 31 then
        SP[64] = address;
    else
        X[n, 64] = address;
```

Operational information

If PSTATE.DIT is 1, the timing of this instruction is insensitive to the value of the data being loaded or stored.

Internal version only: aarchmrs v2025-03_rel, pseudocode v2025-03_rel ; Build timestamp: 2025-03-21T17:41

Copyright © 2010-2025 Arm Limited or its affiliates. All rights reserved. This document is Non-Confidential.

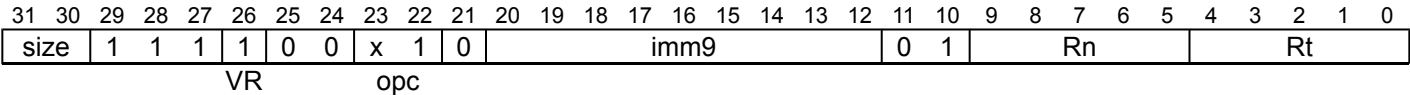
LDR (immediate, SIMD&FP)

Load SIMD&FP register (immediate offset)

This instruction loads an element from memory, and writes the result as a scalar to the SIMD&FP register. The address that is used for the load is calculated from a base register value, a signed immediate offset, and an optional offset that is a multiple of the element size. Depending on the settings in the CPACR_EL1, CPTR_EL2, and CPTR_EL3 registers, and the current Security state and Exception level, an attempt to execute the instruction might be trapped.

It has encodings from 3 classes: [Post-index](#) , [Pre-index](#) and [Unsigned offset](#)

Post-index (FEAT_FP)



Encoding for the 8-bit variant

Applies when (size == 00 && opc == 01)

```
LDR <Bt>, [<Xn|SP>], #<simm>
```

Encoding for the 16-bit variant

Applies when (size == 01 && opc == 01)

```
LDR <Ht>, [<Xn|SP>], #<simm>
```

Encoding for the 32-bit variant

Applies when (size == 10 && opc == 01)

```
LDR <St>, [<Xn|SP>], #<simm>
```

Encoding for the 64-bit variant

Applies when (size == 11 && opc == 01)

```
LDR <Dt>, [<Xn|SP>], #<simm>
```

Encoding for the 128-bit variant

Applies when (size == 00 && opc == 11)

```
LDR <Qt>, [<Xn|SP>], #<simm>
```

Decode for all variants of this encoding

```
if !IsFeatureImplemented(FEAT_FP) then EndOfDecode(Decode_UNDEF);
if opc<1> == '1' && size != '00' then EndOfDecode(Decode_UNDEF);
constant integer scale = if opc<1> == '1' then 4 else UInt(size);
constant boolean wback = TRUE;
constant boolean postindex = TRUE;
constant bits(64) offset = SignExtend(imm9, 64);
```

Pre-index (FEAT_FP)

31	30	29	28	27	26	25	24	23	22	21	20	19	18	17	16	15	14	13	12	11	10	9	8	7	6	5	4	3	2	1	0
size		1	1	1	1	0	0	x	1	0	imm9										1	1	Rn					Rt			
VR										opc																					

Encoding for the 8-bit variant

Applies when (size == 00 && opc == 01)

```
LDR <Bt>, [<Xn|SP>, #<simm>]!
```

Encoding for the 16-bit variant

Applies when (size == 01 && opc == 01)

```
LDR <Ht>, [<Xn|SP>, #<simm>]!
```

Encoding for the 32-bit variant

Applies when (size == 10 && opc == 01)

```
LDR <St>, [<Xn|SP>, #<simm>]!
```

Encoding for the 64-bit variant

Applies when (size == 11 && opc == 01)

```
LDR <Dt>, [<Xn|SP>, #<simm>]!
```

Encoding for the 128-bit variant

Applies when (size == 00 && opc == 11)

```
LDR <Qt>, [<Xn|SP>, #<simm>]!
```

Decode for all variants of this encoding

```
if !IsFeatureImplemented(FEAT_FP) then EndOfDecode(Decode_UNDEF);
if opc<1> == '1' && size != '00' then EndOfDecode(Decode_UNDEF);
constant integer scale = if opc<1> == '1' then 4 else UInt(size);
constant boolean wback = TRUE;
constant boolean postindex = FALSE;
constant bits(64) offset = SignExtend(imm9, 64);
```

Unsigned offset

(FEAT_FP)

31	30	29	28	27	26	25	24	23	22	21	20	19	18	17	16	15	14	13	12	11	10	9	8	7	6	5	4	3	2	1	0
size		1	1	1	1	0	1	x	1	imm12												Rn					Rt				
VR										opc																					

Encoding for the 8-bit variant

Applies when (size == 00 && opc == 01)

```
LDR <Bt>, [<Xn|SP>{, #<pimm>}]
```

Encoding for the 16-bit variant

Applies when (size == 01 && opc == 01)

```
LDR <Ht>, [<Xn|SP>{, #<pimm>}]
```

Encoding for the 32-bit variant

Applies when (size == 10 && opc == 01)

```
LDR <St>, [<Xn|SP>{, #<pimm>}]
```

Encoding for the 64-bit variant

Applies when (size == 11 && opc == 01)

```
LDR <Dt>, [<Xn|SP>{, #<pimm>}]
```

Encoding for the 128-bit variant

Applies when (size == 00 && opc == 11)

```
LDR <Qt>, [<Xn|SP>{, #<pimm>}]
```

Decode for all variants of this encoding

```
if !IsFeatureImplemented(FEAT_FP) then EndOfDecode(Decode_UNDEF);
if opc<1> == '1' && size != '00' then EndOfDecode(Decode_UNDEF);
constant integer scale = if opc<1> == '1' then 4 else UInt(size);
constant boolean wback = FALSE;
constant boolean postindex = FALSE;
constant bits(64) offset = LSL(ZeroExtend(imm12, 64), scale);
```

Assembler Symbols

<Bt>	Is the 8-bit name of the SIMD&FP register to be transferred, encoded in the "Rt" field.
<Xn SP>	Is the 64-bit name of the general-purpose base register or stack pointer, encoded in the "Rn" field.
<sim>	Is the signed immediate byte offset, in the range -256 to 255, encoded in the "imm9" field.
<Ht>	Is the 16-bit name of the SIMD&FP register to be transferred, encoded in the "Rt" field.
<St>	Is the 32-bit name of the SIMD&FP register to be transferred, encoded in the "Rt" field.
<Dt>	Is the 64-bit name of the SIMD&FP register to be transferred, encoded in the "Rt" field.
<Qt>	Is the 128-bit name of the SIMD&FP register to be transferred, encoded in the "Rt" field.
<pimm>	For the "8-bit" variant: is the optional positive immediate byte offset, in the range 0 to 4095, defaulting to 0 and encoded in the "imm12" field. For the "16-bit" variant: is the optional positive immediate byte offset, a multiple of 2 in the range 0 to 8190, defaulting to 0 and encoded in the "imm12" field as <pimm>/2. For the "32-bit" variant: is the optional positive immediate byte offset, a multiple of 4 in the range 0 to 16380, defaulting to 0 and encoded in the "imm12" field as <pimm>/4. For the "64-bit" variant: is the optional positive immediate byte offset, a multiple of 8 in the range 0 to 32760, defaulting to 0 and encoded in the "imm12" field as <pimm>/8.

For the "128-bit" variant: is the optional positive immediate byte offset, a multiple of 16 in the range 0 to 65520, defaulting to 0 and encoded in the "imm12" field as $\langle \text{pimm} \rangle / 16$.

Shared Decode

```
constant integer t = UInt(Rt);
constant integer n = UInt(Rn);
constant integer datasize = 8 << scale;
constant boolean nontemporal = FALSE;
constant boolean tagchecked = wback || n != 31;
```

Operation

```
CheckFPEEnabled64();
bits(64) address;

constant boolean privileged = PSTATE.EL != ELO;
constant AccessDescriptor accdesc = CreateAccDescASIMD(MemOp_LOAD, nontemporal, tagchecked,
                                                    privileged);

if n == 31 then
    CheckSPAlignment();
    address = SP[64];
else
    address = X[n, 64];

if !postindex then
    address = AddressAdd(address, offset, accdesc);

V[t, datasize] = Mem[address, datasize DIV 8, accdesc];

if wback then
    if postindex then
        address = AddressAdd(address, offset, accdesc);
    if n == 31 then
        SP[64] = address;
    else
        X[n, 64] = address;
```

Operational information

If PSTATE.DIT is 1, the timing of this instruction is insensitive to the value of the data being loaded or stored.

Internal version only: aarchmrs v2025-03_rel, pseudocode v2025-03_rel ; Build timestamp: 2025-03-21T17:41

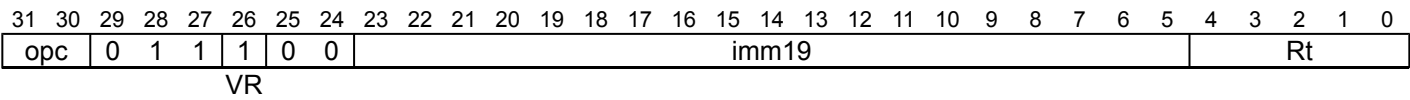
Copyright © 2010-2025 Arm Limited or its affiliates. All rights reserved. This document is Non-Confidential.

LDR (literal, SIMD&FP)

Load SIMD&FP register (PC-relative literal)

This instruction loads a SIMD&FP register from memory. The address that is used for the load is calculated from the PC value and an immediate offset.
Depending on the settings in the CPACR_EL1, CPTR_EL2, and CPTR_EL3 registers, and the current Security state and Exception level, an attempt to execute the instruction might be trapped.

Literal (FEAT_FP)



Encoding for the 32-bit variant

Applies when (opc == 00)

```
LDR <St>, <label>
```

Encoding for the 64-bit variant

Applies when (opc == 01)

```
LDR <Dt>, <label>
```

Encoding for the 128-bit variant

Applies when (opc == 10)

```
LDR <Qt>, <label>
```

Decode for all variants of this encoding

```
if !IsFeatureImplemented(FEAT_FP) then EndOfDecode(Decode_UNDEF);
constant integer t = UInt(Rt);
if opc == '11' then EndOfDecode(Decode_UNDEF);
constant integer size = 4 << (UInt(opc));
constant boolean nontemporal = FALSE;
constant boolean tagchecked = FALSE;

constant bits(64) offset = SignExtend(imm19:'00', 64);
```

Assembler Symbols

- <St> Is the 32-bit name of the SIMD&FP register to be loaded, encoded in the "Rt" field.
- <label> Is the program label from which the data is to be loaded. Its offset from the address of this instruction, in the range +/-1MB, is encoded as "imm19" times 4.
- <Dt> Is the 64-bit name of the SIMD&FP register to be loaded, encoded in the "Rt" field.
- <Qt> Is the 128-bit name of the SIMD&FP register to be loaded, encoded in the "Rt" field.

Operation

```
constant bits(64) address = PC64 + offset;  
CheckFPEnabled64();  
constant boolean privileged = PSTATE.EL != EL0;  
constant AccessDescriptor accdesc = CreateAccDescASIMD(MemOp_LOAD, nontemporal,  
tagchecked, privileged);  
constant bits(size*8) data = Mem[address, size, accdesc];  
V[t, size*8] = data;
```

Operational information

If PSTATE.DIT is 1, the timing of this instruction is insensitive to the value of the data being loaded or stored.

Internal version only: aarchmrs v2025-03_rel, pseudocode v2025-03_rel ; Build timestamp: 2025-03-21T17:41

Copyright © 2010-2025 Arm Limited or its affiliates. All rights reserved. This document is Non-Confidential.

LDR (register, SIMD&FP)

Load SIMD&FP register (register offset)

This instruction loads a SIMD&FP register from memory. The address that is used for the load is calculated from a base register value and an offset register value. The offset can be optionally shifted and extended.
Depending on the settings in the CPACR_EL1, CPTR_EL2, and CPTR_EL3 registers, and the current Security state and Exception level, an attempt to execute the instruction might be trapped.

SIMD&FP registers (FEAT_FP)

31	30	29	28	27	26	25	24	23	22	21	20	19	18	17	16	15	14	13	12	11	10	9	8	7	6	5	4	3	2	1	0				
size	1	1	1	1	0	0	x	1	1	Rm						option		S	1	0	Rn						Rt								
VR										opc																									

Encoding for the 8-bit variant

Applies when (size == 00 && opc == 01 && option != 011)

```
LDR <Bt>, [<Xn|SP>, (<Wm>|<Xm>), <extend> {<amount>}]
```

Encoding for the 8-bit variant

Applies when (size == 00 && opc == 01 && option == 011)

```
LDR <Bt>, [<Xn|SP>, <Xm>{, LSL <amount>}]
```

Encoding for the 16-bit variant

Applies when (size == 01 && opc == 01)

```
LDR <Ht>, [<Xn|SP>, (<Wm>|<Xm>){, <extend> {<amount>}}]
```

Encoding for the 32-bit variant

Applies when (size == 10 && opc == 01)

```
LDR <St>, [<Xn|SP>, (<Wm>|<Xm>){, <extend> {<amount>}}]
```

Encoding for the 64-bit variant

Applies when (size == 11 && opc == 01)

```
LDR <Dt>, [<Xn|SP>, (<Wm>|<Xm>){, <extend> {<amount>}}]
```

Encoding for the 128-bit variant

Applies when (size == 00 && opc == 11)

```
LDR <Qt>, [<Xn|SP>, (<Wm>|<Xm>){, <extend> {<amount>}}]
```

Decode for all variants of this encoding

```
if !IsFeatureImplemented(FEAT_FP) then EndOfDecode(Decode_UNDEF);
if option<1> == '0' then EndOfDecode(Decode_UNDEF); // sub-word index
if opc<1> == '1' && size != '00' then EndOfDecode(Decode_UNDEF);
constant integer scale = if opc<1> == '1' then 4 else UInt(size);
constant ExtendType extend_type = DecodeRegExtend(option);
constant integer shift = if S == '1' then scale else 0;
```

Assembler Symbols

<Bt>	Is the 8-bit name of the SIMD&FP register to be transferred, encoded in the "Rt" field.
<Xn SP>	Is the 64-bit name of the general-purpose base register or stack pointer, encoded in the "Rn" field.
<Wm>	When option<0> is set to 0, is the 32-bit name of the general-purpose index register, encoded in the "Rm" field.
<Xm>	When option<0> is set to 1, is the 64-bit name of the general-purpose index register, encoded in the "Rm" field.
<extend>	For the "8-bit" variant: is the index extend specifier, encoded in "option":

option	<extend>
010	UXTW
110	SXTW
111	SCTX

For the "128-bit", "16-bit", "32-bit", and "64-bit" variants: is the index extend/shift specifier, defaulting to LSL, and which must be omitted for the LSL option when <amount> is omitted, encoded in "option":

option	<extend>
010	UXTW
011	LSL
110	SXTW
111	SCTX

<amount>	For the "8-bit" variant: is the index shift amount, it must be #0, encoded in "S" as 0 if omitted, or as 1 if present.
----------	--

For the "16-bit" variant: is the index shift amount, optional only when <extend> is not LSL. Where it is permitted to be optional, it defaults to #0. It is encoded in "S":

S	<amount>
0	#0
1	#1

For the "32-bit" variant: is the index shift amount, optional only when <extend> is not LSL. Where it is permitted to be optional, it defaults to #0. It is encoded in "S":

S	<amount>
0	#0
1	#2

For the "64-bit" variant: is the index shift amount, optional only when <extend> is not LSL. Where it is permitted to be optional, it defaults to #0. It is encoded in "S":

S	<amount>
0	#0
1	#3

For the "128-bit" variant: is the index shift amount, optional only when <extend> is not LSL. Where it is permitted to be optional, it defaults to #0. It is encoded in "S":

S	<amount>
0	#0
1	#4

<Ht>	Is the 16-bit name of the SIMD&FP register to be transferred, encoded in the "Rt" field.
<St>	Is the 32-bit name of the SIMD&FP register to be transferred, encoded in the "Rt" field.
<Dt>	Is the 64-bit name of the SIMD&FP register to be transferred, encoded in the "Rt" field.
<Qt>	Is the 128-bit name of the SIMD&FP register to be transferred, encoded in the "Rt" field.

Shared Decode

```
constant integer t = UInt(Rt);
constant integer n = UInt(Rn);
constant integer m = UInt(Rm);
constant integer datasize = 8 << scale;
constant boolean nontemporal = FALSE;
constant boolean tagchecked = TRUE;
```

Operation

```
CheckFPEnabled64();
constant bits(64) offset = ExtendReg(m, extend_type, shift, 64);
bits(64) address;

constant boolean privileged = PSTATE.EL != EL0;
constant AccessDescriptor accdesc = CreateAccDescASIMD(MemOp_LOAD, nontemporal, tagchecked,
                                                         privileged);

if n == 31 then
    CheckSPAlignment();
    address = SP[64];
else
    address = X[n, 64];

address = AddressAdd(address, offset, accdesc);

V[t, datasize] = Mem[address, datasize DIV 8, accdesc];
```

Operational information

If PSTATE.DIT is 1, the timing of this instruction is insensitive to the value of the data being loaded or stored.

Internal version only: aarchmrs v2025-03_rel, pseudocode v2025-03_rel ; Build timestamp: 2025-03-21T17:41

Copyright © 2010-2025 Arm Limited or its affiliates. All rights reserved. This document is Non-Confidential.

LDTNP (SIMD&FP)

Load unprivileged pair of SIMD&FP registers, with non-temporal hint

This instruction loads a pair of SIMD&FP registers from memory, issuing a hint to the memory system that the access is non-temporal. The address that is used for the load is calculated from a base register value and an optional immediate offset. For information about non-temporal pair instructions, see [Load/Store SIMD and Floating-point non-temporal pair](#).

Depending on the settings in the CPACR_EL1, CPTR_EL2, and CPTR_EL3 registers, and the current Security state and Exception level, an attempt to execute the instruction might be trapped.

Explicit Memory effects produced by the instruction behave as if the instruction was executed at EL0 if the *Effective value* of PSTATE.UAO is 0 and either:

- The instruction is executed at EL1.
- The instruction is executed at EL2 when the *Effective value* of HCR_EL2.{E2H, TGE} is {1, 1}.

Otherwise, the Explicit Memory effects operate with the restrictions determined by the Exception level at which the instruction is executed.

Signed offset (FEAT_FP && FEAT_LSUI)

31	30	29	28	27	26	25	24	23	22	21	20	19	18	17	16	15	14	13	12	11	10	9	8	7	6	5	4	3	2	1	0
1	1	1	0	1	1	0	0	0	1	imm7							Rt2				Rn				Rt						
opc				VR				L																							

Encoding

LDTNP <Qt1>, <Qt2>, [<Xn|SP>{, #<imm>}]

Decode for this encoding

```
if !IsFeatureImplemented(FEAT_FP) || !IsFeatureImplemented(FEAT_LSUI) then
    EndOfDecode(Decode_UNDEF);
constant integer t = UInt(Rt);
constant integer t2 = UInt(Rt2);
constant integer n = UInt(Rn);
constant boolean nontemporal = TRUE;
constant integer datasize = 128;
constant bits(64) offset = LSL(SignExtend(imm7, 64), 4);
constant boolean tagchecked = n != 31;
boolean rt_unknown = FALSE;

if t == t2 then
    constant Constraint c = ConstrainUnpredictable(Unpredictable_LDPOVERLAP);
    assert c IN {Constraint_UNKNOWN, Constraint_UNDEF, Constraint_NOP};
    case c of
        when Constraint_UNKNOWN      rt_unknown = TRUE;      // Result is UNKNOWN
        when Constraint_UNDEF         EndOfDecode(Decode_UNDEF);
        when Constraint_NOP           EndOfDecode(Decode_NOP);
```

LDTNP (SIMD&FP) has the same CONSTRAINED UNPREDICTABLE behavior as LDNP (SIMD&FP). See [Architectural Constraints on UNPREDICTABLE behaviors](#), and particularly [LDNP \(SIMD&FP\)](#).

Assembler Symbols

- <Qt1>
- Is the 128-bit name of the first SIMD&FP register to be transferred, encoded in the "Rt" field.
- <Qt2>
- Is the 128-bit name of the second SIMD&FP register to be transferred, encoded in the "Rt2" field.
- <Xn|SP>
- Is the 64-bit name of the general-purpose base register or stack pointer, encoded in the "Rn" field.
- <imm>
- Is the optional signed immediate byte offset, a multiple of 16 in the range -1024 to 1008, defaulting to 0 and encoded in the "imm7" field as <imm>/16.

Operation

```
CheckFPEEnabled64();
bits(64) address;
bits(64) address2;
constant integer dbytes = datasize DIV 8;

constant boolean privileged = AArch64.IsUnprivAccessPriv();
constant AccessDescriptor accdesc = CreateAccDescASIMD(MemOp\_LOAD, nontemporal,
                                                    tagchecked, privileged);

if n == 31 then
    CheckSPAlignment();
    address = SP[64];
else
    address = X[n, 64];

address = AddressAdd(address, offset, accdesc);

address2 = AddressIncrement(address, dbytes, accdesc);
bits(datasize) data1 = Mem[address, dbytes, accdesc];
bits(datasize) data2 = Mem[address2, dbytes, accdesc];

if rt_unknown then
    data1 = bits(datasize) UNKNOWN;
    data2 = bits(datasize) UNKNOWN;

V[t, datasize] = data1;
V[t2, datasize] = data2;
```

Operational information

If PSTATE.DIT is 1, the timing of this instruction is insensitive to the value of the data being loaded or stored.

Internal version only: aarchmrs v2025-03_rel, pseudocode v2025-03_rel ; Build timestamp: 2025-03-21T17:41

Copyright © 2010-2025 Arm Limited or its affiliates. All rights reserved. This document is Non-Confidential.

LDTP (SIMD&FP)

Load unprivileged pair of SIMD&FP registers

This instruction loads a pair of SIMD&FP registers from memory. The address that is used for the load is calculated from a base register value and an optional immediate offset.

Depending on the settings in the CPACR_EL1, CPTR_EL2, and CPTR_EL3 registers, and the current Security state and Exception level, an attempt to execute the instruction might be trapped.

Explicit Memory effects produced by the instruction behave as if the instruction was executed at EL0 if the *Effective value* of PSTATE.UAO is 0 and either:

- The instruction is executed at EL1.
- The instruction is executed at EL2 when the *Effective value* of HCR_EL2.{E2H, TGE} is {1, 1}.

Otherwise, the Explicit Memory effects operate with the restrictions determined by the Exception level at which the instruction is executed.

It has encodings from 3 classes: [Post-index](#) , [Pre-index](#) and [Signed offset](#)

Post-index
(FEAT_FP && FEAT_LSUI)

31	30	29	28	27	26	25	24	23	22	21	20	19	18	17	16	15	14	13	12	11	10	9	8	7	6	5	4	3	2	1	0
1	1	1	0	1	1	0	0	1	1	imm7							Rt2				Rn				Rt						
opc				VR				L																							

Encoding

LDTP <Qt1>, <Qt2>, [[Xn|SP](#)], #<imm>

Decode for this encoding

```
if !IsFeatureImplemented(FEAT_FP) || !IsFeatureImplemented(FEAT_LSUI) then
  EndOfDecode(Decode\_UNDEF);

constant boolean wback = TRUE;
constant boolean postindex = TRUE;
```

Pre-index
(FEAT_FP && FEAT_LSUI)

31	30	29	28	27	26	25	24	23	22	21	20	19	18	17	16	15	14	13	12	11	10	9	8	7	6	5	4	3	2	1	0
1	1	1	0	1	1	0	1	1	1	imm7							Rt2				Rn				Rt						
opc				VR				L																							

Encoding

LDTP <Qt1>, <Qt2>, [[Xn|SP](#)], #<imm>]!

Decode for this encoding

```
if !IsFeatureImplemented(FEAT_FP) || !IsFeatureImplemented(FEAT_LSUI) then
  EndOfDecode(Decode\_UNDEF);

constant boolean wback = TRUE;
constant boolean postindex = FALSE;
```

Signed offset
(FEAT_FP && FEAT_LSUI)

31	30	29	28	27	26	25	24	23	22	21	20	19	18	17	16	15	14	13	12	11	10	9	8	7	6	5	4	3	2	1	0
1	1	1	0	1	1	0	1	0	1	imm7							Rt2				Rn				Rt						
opc				VR				L																							

Encoding

LDTP <Qt1>, <Qt2>, [<Xn|SP>{, #<imm>}]

Decode for this encoding

```
if !IsFeatureImplemented(FEAT_FP) || !IsFeatureImplemented(FEAT_LSUI) then
    EndOfDecode(Decode_UNDEF);

constant boolean wback = FALSE;
constant boolean postindex = FALSE;
```

LDTP has the same CONSTRAINED UNPREDICTABLE behavior as LDP (SIMD&FP). See [Architectural Constraints on UNPREDICTABLE behaviors](#), and particularly [LDP \(SIMD&FP\)](#).

Assembler Symbols

<Qt1>	Is the 128-bit name of the first SIMD&FP register to be transferred, encoded in the "Rt" field.
<Qt2>	Is the 128-bit name of the second SIMD&FP register to be transferred, encoded in the "Rt2" field.
<Xn SP>	Is the 64-bit name of the general-purpose base register or stack pointer, encoded in the "Rn" field.
<imm>	For the "Post-index" and "Pre-index" variants: is the signed immediate byte offset, a multiple of 16 in the range -1024 to 1008, encoded in the "imm7" field as <imm>/16. For the "Signed offset" variant: is the optional signed immediate byte offset, a multiple of 16 in the range -1024 to 1008, defaulting to 0 and encoded in the "imm7" field as <imm>/16.

Shared Decode

```
constant integer t = UInt(Rt);
constant integer t2 = UInt(Rt2);
constant integer n = UInt(Rn);
constant boolean nontemporal = FALSE;
constant integer datasize = 128;
constant bits(64) offset = LSL(SignExtend(imm7, 64), 4);
constant boolean tagchecked = wback || n != 31;

boolean rt_unknown = FALSE;

if t == t2 then
    constant Constraint c = ConstrainUnpredictable(Unpredictable_LDPOVERLAP);
    assert c IN {Constraint_UNKNOWN, Constraint_UNDEF, Constraint_NOP};
    case c of
        when Constraint_UNKNOWN    rt_unknown = TRUE;    // Result is UNKNOWN
        when Constraint_UNDEF       EndOfDecode(Decode_UNDEF);
        when Constraint_NOP         EndOfDecode(Decode_NOP);
```

Operation

```
CheckFPEEnabled64();
bits(64) address;
constant integer dbytes = datasize DIV 8;

constant boolean privileged = AArch64.IsUnprivAccessPriv();
constant boolean ispair = IsFeatureImplemented(FEAT_LS64WB) && datasize == 128;
constant AccessDescriptor accdesc = CreateAccDescASIMD(MemOp_LOAD, nontemporal,
                                                         tagchecked, privileged, ispair);

if n == 31 then
    CheckSPAlignment();
    address = SP[64];
else
    address = X[n, 64];

if !postindex then
    address = AddressAdd(address, offset, accdesc);

bits(datasize) data1;
bits(datasize) data2;
if accdesc.ispair then
    constant bits(2*datasize) full_data = Mem[address, 2*dbytes, accdesc];
    if BigEndian(accdesc.acctype) then
        data2 = full_data<(datasize-1):0>;
        data1 = full_data<(2*datasize-1):datasize>;
    else
        data1 = full_data<(datasize-1):0>;
        data2 = full_data<(2*datasize-1):datasize>;
else
    constant bits(64) address2 = AddressIncrement(address, dbytes, accdesc);
    data1 = Mem[address, dbytes, accdesc];
    data2 = Mem[address2, dbytes, accdesc];

if rt_unknown then
    data1 = bits(datasize) UNKNOWN;
    data2 = bits(datasize) UNKNOWN;

V[t, datasize] = data1;
V[t2, datasize] = data2;

if wback then
    if postindex then
        address = AddressAdd(address, offset, accdesc);
    if n == 31 then
        SP[64] = address;
    else
        X[n, 64] = address;
```

Operational information

If PSTATE.DIT is 1, the timing of this instruction is insensitive to the value of the data being loaded or stored.

Internal version only: aarchmrs v2025-03_rel, pseudocode v2025-03_rel ; Build timestamp: 2025-03-21T17:41

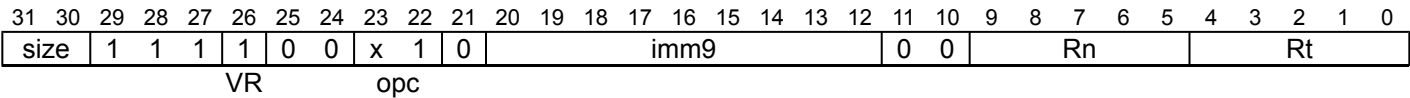
Copyright © 2010-2025 Arm Limited or its affiliates. All rights reserved. This document is Non-Confidential.

LDUR (SIMD&FP)

Load SIMD&FP register (unscaled offset)

This instruction loads a SIMD&FP register from memory. The address that is used for the load is calculated from a base register value and an optional immediate offset.
Depending on the settings in the CPACR_EL1, CPTR_EL2, and CPTR_EL3 registers, and the current Security state and Exception level, an attempt to execute the instruction might be trapped.

Unscaled offset (FEAT_FP)



Encoding for the 8-bit variant

Applies when (size == 00 && opc == 01)

```
LDUR <Bt>, [<Xn|SP>{, #<sim>}]
```

Encoding for the 16-bit variant

Applies when (size == 01 && opc == 01)

```
LDUR <Ht>, [<Xn|SP>{, #<sim>}]
```

Encoding for the 32-bit variant

Applies when (size == 10 && opc == 01)

```
LDUR <St>, [<Xn|SP>{, #<sim>}]
```

Encoding for the 64-bit variant

Applies when (size == 11 && opc == 01)

```
LDUR <Dt>, [<Xn|SP>{, #<sim>}]
```

Encoding for the 128-bit variant

Applies when (size == 00 && opc == 11)

```
LDUR <Qt>, [<Xn|SP>{, #<sim>}]
```

Decode for all variants of this encoding

```
if !IsFeatureImplemented(FEAT_FP) then EndOfDecode(Decode_UNDEF);
if opc<1> == '1' && size != '00' then EndOfDecode(Decode_UNDEF);
constant integer scale = if opc<1> == '1' then 4 else UInt(size);
constant bits(64) offset = SignExtend(imm9, 64);
```

Assembler Symbols

- <Bt> Is the 8-bit name of the SIMD&FP register to be transferred, encoded in the "Rt" field.
- <Xn|SP> Is the 64-bit name of the general-purpose base register or stack pointer, encoded in the "Rn" field.
- <sim> Is the optional signed immediate byte offset, in the range -256 to 255, defaulting to 0 and encoded in the "imm9" field.

<Ht>	Is the 16-bit name of the SIMD&FP register to be transferred, encoded in the "Rt" field.
<St>	Is the 32-bit name of the SIMD&FP register to be transferred, encoded in the "Rt" field.
<Dt>	Is the 64-bit name of the SIMD&FP register to be transferred, encoded in the "Rt" field.
<Qt>	Is the 128-bit name of the SIMD&FP register to be transferred, encoded in the "Rt" field.

Shared Decode

```
constant integer t = UInt(Rt);
constant integer n = UInt(Rn);
constant integer datasize = 8 << scale;
constant boolean nontemporal = FALSE;
constant boolean tagchecked = n != 31;
```

Operation

```
CheckFPEnabled64();
bits(64) address;

constant boolean privileged = PSTATE.EL != EL0;
constant AccessDescriptor accdesc = CreateAccDescASIMD(MemOp_LOAD, nontemporal, tagchecked,
                                                         privileged);

if n == 31 then
    CheckSPAlignment();
    address = SP[64];
else
    address = X[n, 64];

address = AddressAdd(address, offset, accdesc);

V[t, datasize] = Mem[address, datasize DIV 8, accdesc];
```

Operational information

If PSTATE.DIT is 1, the timing of this instruction is insensitive to the value of the data being loaded or stored.

Internal version only: aarchmrs v2025-03_rel, pseudocode v2025-03_rel ; Build timestamp: 2025-03-21T17:41

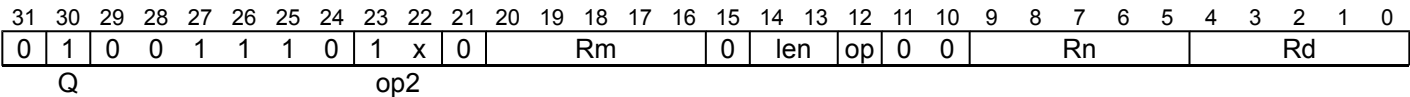
Copyright © 2010-2025 Arm Limited or its affiliates. All rights reserved. This document is Non-Confidential.

LUTI2

Lookup table read with 2-bit indices

This instruction copies indexed 8-bit or 16-bit elements from the table vector to the destination vector using packed 2-bit indices from a segment of the source vector. A segment corresponds to a portion of the source vector that is consumed in order to fill the destination vector. The segment is selected by the vector segment index.

Advanced SIMD (FEAT_AdvSIMD && FEAT_LUT)



Encoding for the Byte variant

Applies when (op2 == 10 && op == 1)

```
LUTI2 <Vd>.16B, { <Vn>.16B }, <Vm>[<index>]
```

Encoding for the Halfword variant

Applies when (op2 == 11)

```
LUTI2 <Vd>.8H, { <Vn>.8H }, <Vm>[<index>]
```

Decode for all variants of this encoding

```
if !IsFeatureImplemented(FEAT_AdvSIMD) || !IsFeatureImplemented(FEAT_LUT) then
    EndOfDecode(Decode_UNDEF);
if op2 == '10' && op == '0' then EndOfDecode(Decode_UNDEF);

constant integer d = UInt(Rd);
constant integer n = UInt(Rn);
constant integer m = UInt(Rm);
constant integer isize = 2;
constant integer esize = if op2 == '10' then 8 else 16;
constant integer part = if op2 == '10' then UInt(len) else UInt(len:op);
```

Assembler Symbols

- <Vd> Is the name of the SIMD&FP destination register, encoded in the "Rd" field.
- <Vn> Is the name of the SIMD&FP table register, encoded in the "Rn" field.
- <Vm> Is the name of the SIMD&FP source register, encoded in the "Rm" field.
- <index> For the "Byte" variant: is the vector segment index, in the range 0 to 3, encoded in the "len" field.
For the "Halfword" variant: is the vector segment index, in the range 0 to 7, encoded in the "len:op" fields.

Operation

```
CheckFPAdvSIMDEnabled64();
constant integer elements = 128 DIV esize;
constant integer ibase = elements * part;
constant bits(128) indices = V[m, 128];
constant bits(128) table = V[n, 128];
bits(128) result;

for e = 0 to elements-1
    constant integer index = UInt(Elem[indices, ibase + e, isize]);
    Elem[result, e, esize] = Elem[table, index, esize];

V[d, 128] = result;
```

Operational information

If PSTATE.DIT is 1:

- The execution time of this instruction is independent of:
 - The values of the data supplied in any of its registers.
 - The values of the NZCV flags.
- The response of this instruction to asynchronous exceptions does not vary based on:
 - The values of the data supplied in any of its registers.
 - The values of the NZCV flags.

Internal version only: aarchmrs v2025-03_rel, pseudocode v2025-03_rel ; Build timestamp: 2025-03-21T17:41

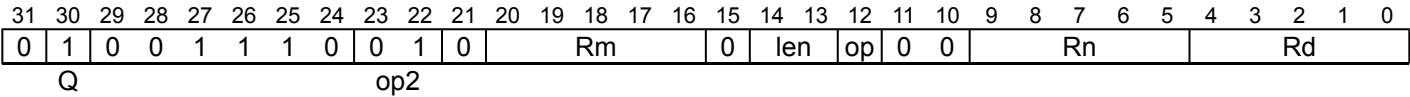
Copyright © 2010-2025 Arm Limited or its affiliates. All rights reserved. This document is Non-Confidential.

LUTI4

Lookup table read with 4-bit indices

This instruction copies indexed 8-bit or 16-bit elements from the one or two table vectors to the destination vector using packed 4-bit indices from a segment of the source vector. A segment corresponds to a portion of the source vector that is consumed in order to fill the destination vector. The segment is selected by the vector segment index.

Advanced SIMD (FEAT_AdvSIMD && FEAT_LUT)



Encoding for the Byte variant

Applies when (len == x1 && op == 0)

```
LUTI4 <Vd>.16B, { <Vn>.16B }, <Vm>[<index>]
```

Encoding for the Halfword variant

Applies when (op == 1)

```
LUTI4 <Vd>.8H, { <Vn1>.8H, <Vn2>.8H }, <Vm>[<index>]
```

Decode for all variants of this encoding

```
if !IsFeatureImplemented(FEAT_AdvSIMD) || !IsFeatureImplemented(FEAT_LUT) then
    EndOfDecode(Decode_UNDEF);
if len<0> == '0' && op == '0' then EndOfDecode(Decode_UNDEF);

constant integer d = UInt(Rd);
constant integer n = UInt(Rn);
constant integer m = UInt(Rm);
constant integer isize = 4;
constant integer esize = 8 << UInt(op);
constant integer ntblr = 1 << UInt(op);
constant integer part = if op == '0' then UInt(len<1>) else UInt(len);
```

Assembler Symbols

- <Vd> Is the name of the SIMD&FP destination register, encoded in the "Rd" field.
- <Vn> Is the name of the SIMD&FP table register, encoded in the "Rn" field.
- <Vm> Is the name of the SIMD&FP source register, encoded in the "Rm" field.
- <index> For the "Byte" variant: is the vector segment index, in the range 0 to 1, encoded in the "len<1>" field.
For the "Halfword" variant: is the vector segment index, in the range 0 to 3, encoded in the "len" field.
- <Vn1> Is the name of the first SIMD&FP table register, encoded in the "Rn" field.
- <Vn2> Is the name of the second SIMD&FP table register, encoded as "Rn" plus 1 modulo 32.

Operation

```
CheckFPAdvSIMDEnabled64();
constant integer elements = 128 DIV esize;
constant integer ibase = elements * part;
constant bits(128) indices = V[m, 128];
constant bits(128) table1 = V[n+0, 128];
constant bits(128) table2 = if ntblr == 2 then V[(n+1) MOD 32, 128] else Zeros(128);
bits(128) result;
bits(esize) res;

for e = 0 to elements-1
    constant integer index = UInt(Elem[indices, ibase + e, isize]);
    if index < elements then
        res = Elem[table1, index, esize];
    else
        assert ntblr == 2;
        res = Elem[table2, index - elements, esize];
    Elem[result, e, esize] = res;

V[d, 128] = result;
```

Operational information

If PSTATE.DIT is 1:

- The execution time of this instruction is independent of:
 - The values of the data supplied in any of its registers.
 - The values of the NZCV flags.
- The response of this instruction to asynchronous exceptions does not vary based on:
 - The values of the data supplied in any of its registers.
 - The values of the NZCV flags.

Internal version only: aarchmrs v2025-03_rel, pseudocode v2025-03_rel ; Build timestamp: 2025-03-21T17:41

Copyright © 2010-2025 Arm Limited or its affiliates. All rights reserved. This document is Non-Confidential.

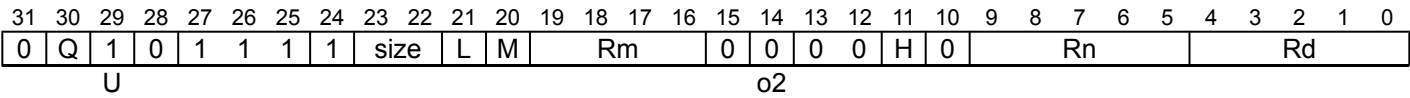
MLA (by element)

Multiply-add to accumulator (vector, by element)

This instruction multiplies the vector elements in the first source SIMD&FP register by the specified value in the second source SIMD&FP register, and accumulates the results with the vector elements of the destination SIMD&FP register. All the values in this instruction are unsigned integer values.

Depending on the settings in the CPACR_EL1, CPTR_EL2, and CPTR_EL3 registers, and the current Security state and Exception level, an attempt to execute the instruction might be trapped.

Vector
(FEAT_AdvSIMD)



Encoding

MLA <Vd>.<T>, <Vn>.<T>, <Vm>.<Ts>[<index>]

Decode for this encoding

```
if !IsFeatureImplemented(FEAT_AdvSIMD) then EndOfDecode(Decode_UNDEF);
constant integer idxdsize = 64 << UInt(H);
integer index;
bit Rmhi;
case size of
  when '01' index = UInt(H:L:M); Rmhi = '0';
  when '10' index = UInt(H:L); Rmhi = M;
  otherwise EndOfDecode(Decode_UNDEF);

constant integer d = UInt(Rd);
constant integer n = UInt(Rn);
constant integer m = UInt(Rmhi:Rm);

constant integer esize = 8 << UInt(size);
constant integer datasize = 64 << UInt(Q);
constant integer elements = datasize DIV esize;
```

Assembler Symbols

<Vd> Is the name of the SIMD&FP destination register, encoded in the "Rd" field.

<T> Is an arrangement specifier, encoded in “size:Q”:

size	Q	<T>
00	x	RESERVED
01	0	4H
01	1	8H
10	0	2S
10	1	4S
11	x	RESERVED

<Vn> Is the name of the first SIMD&FP source register, encoded in the "Rn" field.

<Vm> Is the name of the second SIMD&FP source register, encoded in “size:M:Rm”:

size	<Vm>
00	RESERVED
01	UInt ('0':Rm)
10	UInt (M:Rm)
11	RESERVED

Restricted to V0-V15 when element size <Ts> is H.

<Ts> Is an element size specifier, encoded in “size”:

size	<Ts>
00	RESERVED
01	H
10	S
11	RESERVED

<index> Is the element index, encoded in “size:H:L:M”:

size	<index>
00	RESERVED
01	UInt (H:L:M)
10	UInt (H:L)
11	RESERVED

Operation

```

CheckFPAdvSIMDEnabled64();
constant bits(datasize) operand1 = V[n, datasize];
constant bits(idxsizesize) operand2 = V[m, idxsizesize];
constant bits(datasize) operand3 = V[d, datasize];
bits(datasize) result;
integer element1;
integer element2;
bits(esize) product;

element2 = UInt(Elem[operand2, index, esize]);
for e = 0 to elements-1
    element1 = UInt(Elem[operand1, e, esize]);
    product = (element1 * element2)<esize-1:0>;
    Elem[result, e, esize] = Elem[operand3, e, esize] + product;
V[d, datasize] = result;

```

Operational information

If PSTATE.DIT is 1:

- The execution time of this instruction is independent of:
 - The values of the data supplied in any of its registers.
 - The values of the NZCV flags.
- The response of this instruction to asynchronous exceptions does not vary based on:
 - The values of the data supplied in any of its registers.
 - The values of the NZCV flags.

Internal version only: aarchmrs v2025-03_rel, pseudocode v2025-03_rel ; Build timestamp: 2025-03-21T17:41

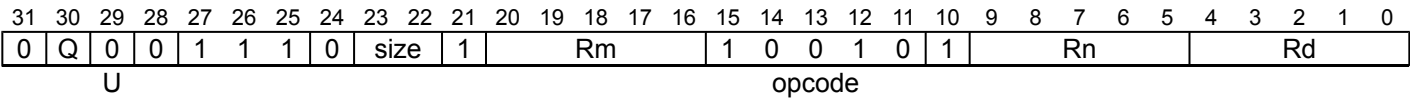
Copyright © 2010-2025 Arm Limited or its affiliates. All rights reserved. This document is Non-Confidential.

MLA (vector)

Multiply-add to accumulator (vector)

This instruction multiplies corresponding elements in the vectors of the two source SIMD&FP registers, and accumulates the results with the vector elements of the destination SIMD&FP register.
Depending on the settings in the CPACR_EL1, CPTR_EL2, and CPTR_EL3 registers, and the current Security state and Exception level, an attempt to execute the instruction might be trapped.

Three registers of the same type
(FEAT_AdvSIMD)



Encoding

MLA <Vd>.<T>, <Vn>.<T>, <Vm>.<T>

Decode for this encoding

```
if !IsFeatureImplemented(FEAT_AdvSIMD) then EndOfDecode(Decode_UNDEF);
constant integer d = UInt(Rd);
constant integer n = UInt(Rn);
constant integer m = UInt(Rm);
if size == '11' then EndOfDecode(Decode_UNDEF);
constant integer esize = 8 << UInt(size);
constant integer datasize = 64 << UInt(Q);
constant integer elements = datasize DIV esize;
```

Assembler Symbols

<Vd> Is the name of the SIMD&FP destination register, encoded in the "Rd" field.

<T> Is an arrangement specifier, encoded in “size:Q”:

size	Q	<T>
00	0	8B
00	1	16B
01	0	4H
01	1	8H
10	0	2S
10	1	4S
11	x	RESERVED

<Vn> Is the name of the first SIMD&FP source register, encoded in the "Rn" field.

<Vm> Is the name of the second SIMD&FP source register, encoded in the "Rm" field.

Operation

```
CheckFPAdvSIMDEnabled64();
constant bits(datasize) operand1 = V[n, datasize];
constant bits(datasize) operand2 = V[m, datasize];
constant bits(datasize) operand3 = V[d, datasize];
bits(datasize) result;
bits(esize) element1;
bits(esize) element2;
bits(esize) product;

for e = 0 to elements-1
    element1 = Elem[operand1, e, esize];
    element2 = Elem[operand2, e, esize];
    product = (UInt(element1) * UInt(element2)) < esize-1:0>;
    Elem[result, e, esize] = Elem[operand3, e, esize] + product;

V[d, datasize] = result;
```

Operational information

If PSTATE.DIT is 1:

- The execution time of this instruction is independent of:
 - The values of the data supplied in any of its registers.
 - The values of the NZCV flags.
- The response of this instruction to asynchronous exceptions does not vary based on:
 - The values of the data supplied in any of its registers.
 - The values of the NZCV flags.

Internal version only: aarchmrs v2025-03_rel, pseudocode v2025-03_rel ; Build timestamp: 2025-03-21T17:41

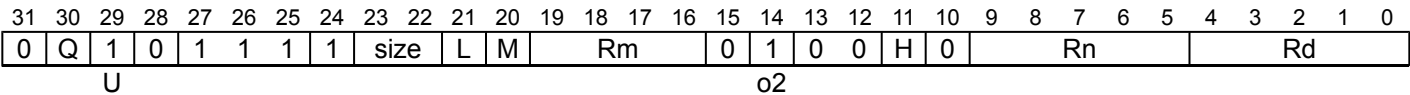
Copyright © 2010-2025 Arm Limited or its affiliates. All rights reserved. This document is Non-Confidential.

MLS (by element)

Multiply-subtract from accumulator (vector, by element)

This instruction multiplies the vector elements in the first source SIMD&FP register by the specified value in the second source SIMD&FP register, and subtracts the results from the vector elements of the destination SIMD&FP register. All the values in this instruction are unsigned integer values. Depending on the settings in the CPACR_EL1, CPTR_EL2, and CPTR_EL3 registers, and the current Security state and Exception level, an attempt to execute the instruction might be trapped.

Vector
(FEAT_AdvSIMD)



Encoding

MLS <Vd>.<T>, <Vn>.<T>, <Vm>.<Ts>[<index>]

Decode for this encoding

```
if !IsFeatureImplemented(FEAT_AdvSIMD) then EndOfDecode(Decode_UNDEF);
constant integer idxdsize = 64 << UInt(H);
integer index;
bit Rmhi;
case size of
  when '01' index = UInt(H:L:M); Rmhi = '0';
  when '10' index = UInt(H:L); Rmhi = M;
  otherwise EndOfDecode(Decode_UNDEF);

constant integer d = UInt(Rd);
constant integer n = UInt(Rn);
constant integer m = UInt(Rmhi:Rm);

constant integer esize = 8 << UInt(size);
constant integer datasize = 64 << UInt(Q);
constant integer elements = datasize DIV esize;
```

Assembler Symbols

<Vd> Is the name of the SIMD&FP destination register, encoded in the "Rd" field.

<T> Is an arrangement specifier, encoded in “size:Q”:

size	Q	<T>
00	x	RESERVED
01	0	4H
01	1	8H
10	0	2S
10	1	4S
11	x	RESERVED

<Vn> Is the name of the first SIMD&FP source register, encoded in the "Rn" field.

<Vm> Is the name of the second SIMD&FP source register, encoded in “size:M:Rm”:

size	<Vm>
00	RESERVED
01	UInt('0':Rm)
10	UInt(M:Rm)
11	RESERVED

Restricted to V0-V15 when element size <Ts> is H.

<Ts> Is an element size specifier, encoded in “size”:

size	<Ts>
00	RESERVED
01	H
10	S
11	RESERVED

<index> Is the element index, encoded in “size:H:L:M”:

size	<index>
00	RESERVED
01	UInt (H:L:M)
10	UInt (H:L)
11	RESERVED

Operation

```
CheckFPAdvSIMDEnabled64();
constant bits(datasize) operand1 = V[n, datasize];
constant bits(idxdsize) operand2 = V[m, idxdsize];
constant bits(datasize) operand3 = V[d, datasize];
bits(datasize) result;
integer element1;
integer element2;
bits(esize) product;

element2 = UInt(Elem[operand2, index, esize]);
for e = 0 to elements-1
    element1 = UInt(Elem[operand1, e, esize]);
    product = (element1 * element2)<esize-1:0>;
    Elem[result, e, esize] = Elem[operand3, e, esize] - product;
V[d, datasize] = result;
```

Operational information

If PSTATE.DIT is 1:

- The execution time of this instruction is independent of:
 - The values of the data supplied in any of its registers.
 - The values of the NZCV flags.
- The response of this instruction to asynchronous exceptions does not vary based on:
 - The values of the data supplied in any of its registers.
 - The values of the NZCV flags.

Internal version only: aarchmrs v2025-03_rel, pseudocode v2025-03_rel ; Build timestamp: 2025-03-21T17:41

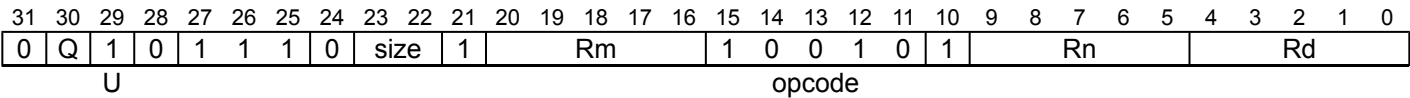
Copyright © 2010-2025 Arm Limited or its affiliates. All rights reserved. This document is Non-Confidential.

MLS (vector)

Multiply-subtract from accumulator (vector)

This instruction multiplies corresponding elements in the vectors of the two source SIMD&FP registers, and subtracts the results from the vector elements of the destination SIMD&FP register.
Depending on the settings in the CPACR_EL1, CPTR_EL2, and CPTR_EL3 registers, and the current Security state and Exception level, an attempt to execute the instruction might be trapped.

Three registers of the same type
(FEAT_AdvSIMD)



Encoding

MLS <Vd>.<T>, <Vn>.<T>, <Vm>.<T>

Decode for this encoding

```
if !IsFeatureImplemented(FEAT_AdvSIMD) then EndOfDecode(Decode_UNDEF);
constant integer d = UInt(Rd);
constant integer n = UInt(Rn);
constant integer m = UInt(Rm);
if size == '11' then EndOfDecode(Decode_UNDEF);
constant integer esize = 8 << UInt(size);
constant integer datasize = 64 << UInt(Q);
constant integer elements = datasize DIV esize;
```

Assembler Symbols

<Vd> Is the name of the SIMD&FP destination register, encoded in the "Rd" field.

<T> Is an arrangement specifier, encoded in “size:Q”:

size	Q	<T>
00	0	8B
00	1	16B
01	0	4H
01	1	8H
10	0	2S
10	1	4S
11	x	RESERVED

<Vn> Is the name of the first SIMD&FP source register, encoded in the "Rn" field.

<Vm> Is the name of the second SIMD&FP source register, encoded in the "Rm" field.

Operation

```
CheckFPAdvSIMDEnabled64();
constant bits(datasize) operand1 = V[n, datasize];
constant bits(datasize) operand2 = V[m, datasize];
constant bits(datasize) operand3 = V[d, datasize];
bits(datasize) result;
bits(esize) element1;
bits(esize) element2;
bits(esize) product;

for e = 0 to elements-1
    element1 = Elem[operand1, e, esize];
    element2 = Elem[operand2, e, esize];
    product = (UInt(element1) * UInt(element2)) < esize-1:0>;
    Elem[result, e, esize] = Elem[operand3, e, esize] - product;

V[d, datasize] = result;
```

Operational information

If PSTATE.DIT is 1:

- The execution time of this instruction is independent of:
 - The values of the data supplied in any of its registers.
 - The values of the NZCV flags.
- The response of this instruction to asynchronous exceptions does not vary based on:
 - The values of the data supplied in any of its registers.
 - The values of the NZCV flags.

Internal version only: aarchmrs v2025-03_rel, pseudocode v2025-03_rel ; Build timestamp: 2025-03-21T17:41

Copyright © 2010-2025 Arm Limited or its affiliates. All rights reserved. This document is Non-Confidential.

MOV (element)

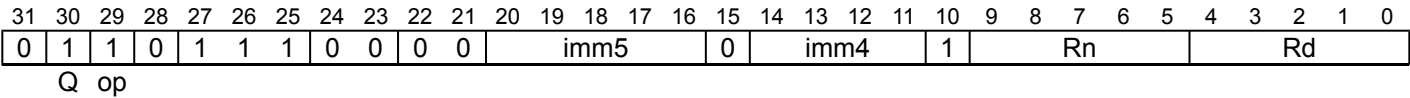
Move vector element to another vector element

This instruction copies the vector element of the source SIMD&FP register to the specified vector element of the destination SIMD&FP register. This instruction can insert data into individual elements within a SIMD&FP register without clearing the remaining bits to zero. Depending on the settings in the CPACR_EL1, CPTR_EL2, and CPTR_EL3 registers, and the current Security state and Exception level, an attempt to execute the instruction might be trapped.

This is an alias of [INS \(element\)](#). This means:

- The encodings in this description are named to match the encodings of [INS \(element\)](#).
- The description of [INS \(element\)](#) gives the operational pseudocode, any CONSTRAINED UNPREDICTABLE behavior, and any operational information for this instruction.

Advanced SIMD (FEAT_AdvSIMD)



Encoding

MOV <Vd>.<Ts>[<index1>] , <Vn>.<Ts>[<index2>]

is equivalent to

INS <Vd>.<Ts>[<index1>] , <Vn>.<Ts>[<index2>]

and is always the preferred disassembly.

Assembler Symbols

<Vd> Is the name of the SIMD&FP destination register, encoded in the "Rd" field.

<Ts> Is an element size specifier, encoded in “imm5”:

imm5	<Ts>
x0000	RESERVED
xxxx1	B
xxx10	H
xx100	S
x1000	D

<index1> Is the destination element index encoded in “imm5”:

imm5	<index1>
x0000	RESERVED
xxxx1	UInt (imm5<4:1>)
xxx10	UInt (imm5<4:2>)
xx100	UInt (imm5<4:3>)
x1000	UInt (imm5<4>)

<Vn> Is the name of the SIMD&FP source register, encoded in the "Rn" field.

<index2> Is the source element index encoded in “imm5:imm4”:

imm5	<index2>
x0000	RESERVED
xxx1	UInt (imm4)
xxx10	UInt (imm4<3:1>)
xx100	UInt (imm4<3:2>)
x1000	UInt (imm4<3>)

Unspecified bits in "imm4" are ignored but should be set to zero by an assembler.

Operation

The description of [INS \(element\)](#) gives the operational pseudocode for this instruction.

Operational information

If PSTATE.DIT is 1:

- The execution time of this instruction is independent of:
 - The values of the data supplied in any of its registers.
 - The values of the NZCV flags.
- The response of this instruction to asynchronous exceptions does not vary based on:
 - The values of the data supplied in any of its registers.
 - The values of the NZCV flags.

Internal version only: aarchmrs v2025-03_rel, pseudocode v2025-03_rel ; Build timestamp: 2025-03-21T17:41

Copyright © 2010-2025 Arm Limited or its affiliates. All rights reserved. This document is Non-Confidential.

MOV (from general)

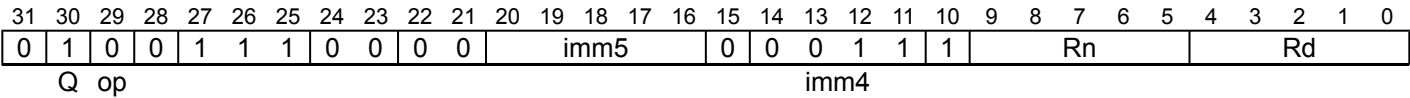
Move general-purpose register to a vector element

This instruction copies the contents of the source general-purpose register to the specified vector element in the destination SIMD&FP register. This instruction can insert data into individual elements within a SIMD&FP register without clearing the remaining bits to zero. Depending on the settings in the CPACR_EL1, CPTR_EL2, and CPTR_EL3 registers, and the current Security state and Exception level, an attempt to execute the instruction might be trapped.

This is an alias of [INS \(general\)](#). This means:

- The encodings in this description are named to match the encodings of [INS \(general\)](#).
- The description of [INS \(general\)](#) gives the operational pseudocode, any CONSTRAINED UNPREDICTABLE behavior, and any operational information for this instruction.

Advanced SIMD (FEAT_AdvSIMD)



Encoding

MOV <Vd>.<Ts>[<index>], <R><n>

is equivalent to

INS <Vd>.<Ts>[<index>], <R><n>

and is always the preferred disassembly.

Assembler Symbols

<Vd> Is the name of the SIMD&FP destination register, encoded in the "Rd" field.

<Ts> Is an element size specifier, encoded in "imm5":

imm5	<Ts>
x0000	RESERVED
xxxx1	B
xxx10	H
xx100	S
x1000	D

<index> Is the element index encoded in "imm5":

imm5	<index>
x0000	RESERVED
xxxx1	UInt (imm5<4:1>)
xxx10	UInt (imm5<4:2>)
xx100	UInt (imm5<4:3>)
x1000	UInt (imm5<4>)

<R> Is the width specifier for the general-purpose source register, encoded in "imm5":

imm5	<R>
x0000	RESERVED
xxxx1	W
xxx10	W
xx100	W
x1000	X

<n> Is the number [0-30] of the general-purpose source register or ZR (31), encoded in the "Rn" field.

Operation

The description of [INS \(general\)](#) gives the operational pseudocode for this instruction.

Operational information

If PSTATE.DIT is 1:

- The execution time of this instruction is independent of:
 - The values of the data supplied in any of its registers.
 - The values of the NZCV flags.
- The response of this instruction to asynchronous exceptions does not vary based on:
 - The values of the data supplied in any of its registers.
 - The values of the NZCV flags.

Internal version only: aarchmrs v2025-03_rel, pseudocode v2025-03_rel ; Build timestamp: 2025-03-21T17:41

Copyright © 2010-2025 Arm Limited or its affiliates. All rights reserved. This document is Non-Confidential.

MOV (scalar)

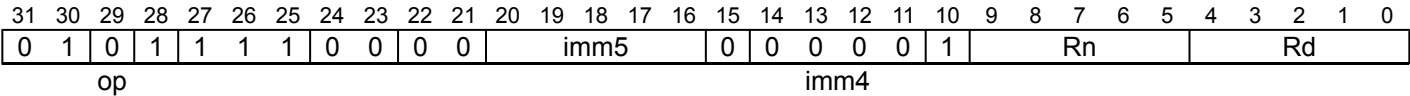
Move vector element to scalar

This instruction duplicates the specified vector element in the SIMD&FP source register into a scalar, and writes the result to the SIMD&FP destination register.
Depending on the settings in the CPACR_EL1, CPTR_EL2, and CPTR_EL3 registers, and the current Security state and Exception level, an attempt to execute the instruction might be trapped.

This is an alias of [DUP \(element\)](#). This means:

- The encodings in this description are named to match the encodings of [DUP \(element\)](#).
- The description of [DUP \(element\)](#) gives the operational pseudocode, any CONSTRAINED UNPREDICTABLE behavior, and any operational information for this instruction.

Scalar (FEAT_AdvSIMD)



Encoding

MOV <V><d>, <Vn>.<T>[<index>]

is equivalent to

[DUP](#) <V><d>, <Vn>.<T>[<index>]

and is always the preferred disassembly.

Assembler Symbols

<V> Is the destination width specifier, encoded in “imm5”:

imm5	<V>
x0000	RESERVED
xxxx1	B
xxx10	H
xx100	S
x1000	D

<d> Is the number of the SIMD&FP destination register, encoded in the "Rd" field.

<Vn> Is the name of the SIMD&FP source register, encoded in the "Rn" field.

<T> Is the element width specifier, encoded in “imm5”:

imm5	<T>
x0000	RESERVED
xxxx1	B
xxx10	H
xx100	S
x1000	D

<index> Is the element index encoded in “imm5”:

imm5	<index>
x0000	RESERVED
xxxx1	UInt (imm5<4:1>)
xxx10	UInt (imm5<4:2>)
xx100	UInt (imm5<4:3>)
x1000	UInt (imm5<4>)

Operation

The description of [DUP \(element\)](#) gives the operational pseudocode for this instruction.

Operational information

If PSTATE.DIT is 1:

- The execution time of this instruction is independent of:
 - The values of the data supplied in any of its registers.
 - The values of the NZCV flags.
- The response of this instruction to asynchronous exceptions does not vary based on:
 - The values of the data supplied in any of its registers.
 - The values of the NZCV flags.

Internal version only: aarchmrs v2025-03_rel, pseudocode v2025-03_rel ; Build timestamp: 2025-03-21T17:41

Copyright © 2010-2025 Arm Limited or its affiliates. All rights reserved. This document is Non-Confidential.

MOV (to general)

Move vector element to general-purpose register

This instruction reads the unsigned integer from the source SIMD&FP register, zero-extends it to form a 32-bit or 64-bit value, and writes the result to the destination general-purpose register.
Depending on the settings in the CPACR_EL1, CPTR_EL2, and CPTR_EL3 registers, and the current Security state and Exception level, an attempt to execute the instruction might be trapped.

This is an alias of [UMOV](#). This means:

- The encodings in this description are named to match the encodings of [UMOV](#).
- The description of [UMOV](#) gives the operational pseudocode, any CONSTRAINED UNPREDICTABLE behavior, and any operational information for this instruction.

Advanced SIMD (FEAT_AdvSIMD)

31	30	29	28	27	26	25	24	23	22	21	20	19	18	17	16	15	14	13	12	11	10	9	8	7	6	5	4	3	2	1	0
0	Q	0	0	1	1	1	0	0	0	0	x	x	x	0	0	0	0	1	1	1	1										
op									imm5					imm4																	
																			Rn					Rd							

Encoding for the 32-bit variant

Applies when (Q == 0 && imm5 == xx100)

MOV <Wd>, <Vn>.S[<index>]

is equivalent to

UMOV <Wd>, <Vn>.S[<index>]

and is always the preferred disassembly.

Encoding for the 64-bit variant

Applies when (Q == 1 && imm5 == x1000)

MOV <Xd>, <Vn>.D[<index>]

is equivalent to

UMOV <Xd>, <Vn>.D[<index>]

and is always the preferred disassembly.

Assembler Symbols

- <Wd> Is the 32-bit name of the general-purpose destination register, encoded in the "Rd" field.
- <Vn> Is the name of the SIMD&FP source register, encoded in the "Rn" field.
- <index> For the "32-bit" variant: is the element index encoded in "imm5<4:3>".
For the "64-bit" variant: is the element index encoded in "imm5<4>".
- <Xd> Is the 64-bit name of the general-purpose destination register, encoded in the "Rd" field.

Operation

The description of [UMOV](#) gives the operational pseudocode for this instruction.

Operational information

If PSTATE.DIT is 1:

- The execution time of this instruction is independent of:
 - The values of the data supplied in any of its registers.
 - The values of the NZCV flags.
- The response of this instruction to asynchronous exceptions does not vary based on:
 - The values of the data supplied in any of its registers.
 - The values of the NZCV flags.

Internal version only: aarchmrs v2025-03_rel, pseudocode v2025-03_rel ; Build timestamp: 2025-03-21T17:41

Copyright © 2010-2025 Arm Limited or its affiliates. All rights reserved. This document is Non-Confidential.

MOV (vector)

Move vector

This instruction copies the vector in the source SIMD&FP register into the destination SIMD&FP register.
Depending on the settings in the CPACR_EL1, CPTR_EL2, and CPTR_EL3 registers, and the current Security state and Exception level, an attempt to execute the instruction might be trapped.

This is an alias of [ORR \(vector, register\)](#). This means:

- The encodings in this description are named to match the encodings of [ORR \(vector, register\)](#).
- The description of [ORR \(vector, register\)](#) gives the operational pseudocode, any CONSTRAINED UNPREDICTABLE behavior, and any operational information for this instruction.

Three registers of the same type (FEAT_AdvSIMD)

31	30	29	28	27	26	25	24	23	22	21	20	19	18	17	16	15	14	13	12	11	10	9	8	7	6	5	4	3	2	1	0
0	Q	0	0	1	1	1	0	1	0	1	Rm				0	0	0	1	1	1	Rn				Rd						
U				size								opcode																			

Encoding

MOV <Vd>.<T>, <Vn>.<T>

is equivalent to

ORR <Vd>.<T>, <Vn>.<T>, <Vn>.<T>

and is the preferred disassembly when Rm == Rn.

Assembler Symbols

<Vd> Is the name of the SIMD&FP destination register, encoded in the "Rd" field.

<T> Is an arrangement specifier, encoded in "Q":

Q	<T>
0	8B
1	16B

<Vn> Is the name of the SIMD&FP source register, encoded in the "Rn" field.

Operation

The description of [ORR \(vector, register\)](#) gives the operational pseudocode for this instruction.

Operational information

If PSTATE.DIT is 1:

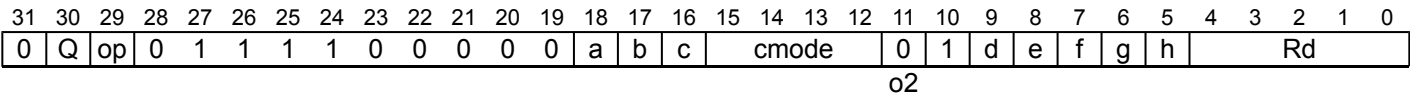
- The execution time of this instruction is independent of:
 - The values of the data supplied in any of its registers.
 - The values of the NZCV flags.
- The response of this instruction to asynchronous exceptions does not vary based on:
 - The values of the data supplied in any of its registers.
 - The values of the NZCV flags.

MOVI

Move immediate (vector)

This instruction places an immediate constant into every vector element of the destination SIMD&FP register.
Depending on the settings in the CPACR_EL1, CPTR_EL2, and CPTR_EL3 registers, and the current Security state and Exception level, an attempt to execute the instruction might be trapped.

Advanced SIMD (FEAT_AdvSIMD)



Encoding for the 8-bit variant

Applies when (op == 0 && cmode == 1110)

```
MOVI <Vd>.<T>, #<imm8>{, LSL #0}
```

Encoding for the 16-bit shifted immediate variant

Applies when (op == 0 && cmode == 10x0)

```
MOVI <Vd>.<T>, #<imm8>{, LSL #<amount>}
```

Encoding for the 32-bit shifted immediate variant

Applies when (op == 0 && cmode == 0xx0)

```
MOVI <Vd>.<T>, #<imm8>{, LSL #<amount>}
```

Encoding for the 32-bit shifting ones variant

Applies when (op == 0 && cmode == 110x)

```
MOVI <Vd>.<T>, #<imm8>, MSL #<amount>
```

Encoding for the 64-bit scalar variant

Applies when (Q == 0 && op == 1 && cmode == 1110)

```
MOVI <Dd>, #<imm>
```

Encoding for the 64-bit vector variant

Applies when (Q == 1 && op == 1 && cmode == 1110)

```
MOVI <Vd>.2D, #<imm>
```

Decode for all variants of this encoding

```
if !IsFeatureImplemented(FEAT_AdvSIMD) then EndOfDecode(Decode_UNDEF);
constant integer rd = UInt(Rd);
constant integer datasize = 64 << UInt(Q);
constant bits(64) imm64 = AdvSIMDExpandImm(op, cmode, a:b:c:d:e:f:g:h);
constant bits(datasize) imm = Replicate(imm64, datasize DIV 64);
```

Assembler Symbols

<Vd> Is the name of the SIMD&FP destination register, encoded in the "Rd" field.

<T> For the "8-bit" variant: is an arrangement specifier, encoded in "Q":

Q	<T>
0	8B
1	16B

For the "16-bit shifted immediate" variant: is an arrangement specifier, encoded in "Q":

Q	<T>
0	4H
1	8H

For the "32-bit shifted immediate" and "32-bit shifting ones" variants: is an arrangement specifier, encoded in "Q":

Q	<T>
0	2S
1	4S

<imm8> Is an 8-bit immediate encoded in "a:b:c:d:e:f:g:h".

<amount> For the "16-bit shifted immediate" variant: is the shift amount encoded in "cmode<1>":

cmode<1>	<amount>
0	0
1	8

defaulting to 0 if LSL is omitted.

For the "32-bit shifted immediate" variant: is the shift amount encoded in "cmode<2:1>":

cmode<2:1>	<amount>
00	0
01	8
10	16
11	24

defaulting to 0 if LSL is omitted.

For the "32-bit shifting ones" variant: is the shift amount encoded in "cmode<0>":

cmode<0>	<amount>
0	8
1	16

<Dd> Is the 64-bit name of the SIMD&FP destination register, encoded in the "Rd" field.

<imm> Is a 64-bit immediate 'aaaaaaaaabbbbbbbccccccccddddddeeeeeeffffffffggggggghhhhhhhh', encoded in "a:b:c:d:e:f:g:h".

Operation

```
CheckFPAdvSIMDEnabled64();  
V[rd, datasize] = imm;
```

Operational information

If PSTATE.DIT is 1:

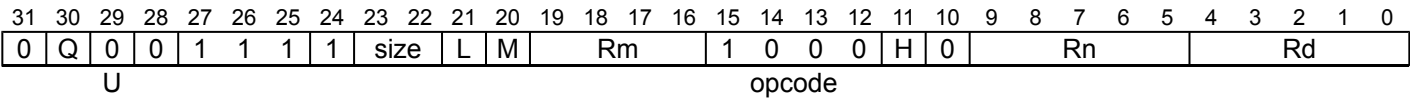
- The execution time of this instruction is independent of:
 - The values of the data supplied in any of its registers.
 - The values of the NZCV flags.
- The response of this instruction to asynchronous exceptions does not vary based on:
 - The values of the data supplied in any of its registers.
 - The values of the NZCV flags.

MUL (by element)

Multiply (vector, by element)

This instruction multiplies the vector elements in the first source SIMD&FP register by the specified value in the second source SIMD&FP register, places the results in a vector, and writes the vector to the destination SIMD&FP register. All the values in this instruction are unsigned integer values. Depending on the settings in the CPACR_EL1, CPTR_EL2, and CPTR_EL3 registers, and the current Security state and Exception level, an attempt to execute the instruction might be trapped.

Vector
(FEAT_AdvSIMD)



Encoding

MUL <Vd>.<T>, <Vn>.<T>, <Vm>.<Ts>[<index>]

Decode for this encoding

```
if !IsFeatureImplemented(FEAT_AdvSIMD) then EndOfDecode(Decode_UNDEF);
constant integer idxsize = 64 << UInt(H);
integer index;
bit Rmhi;
case size of
  when '01' index = UInt(H:L:M); Rmhi = '0';
  when '10' index = UInt(H:L); Rmhi = M;
  otherwise EndOfDecode(Decode_UNDEF);

constant integer d = UInt(Rd);
constant integer n = UInt(Rn);
constant integer m = UInt(Rmhi:Rm);
constant integer esize = 8 << UInt(size);
constant integer datasize = 64 << UInt(Q);
constant integer elements = datasize DIV esize;
```

Assembler Symbols

<Vd> Is the name of the SIMD&FP destination register, encoded in the "Rd" field.

<T> Is an arrangement specifier, encoded in “size:Q”:

size	Q	<T>
00	x	RESERVED
01	0	4H
01	1	8H
10	0	2S
10	1	4S
11	x	RESERVED

<Vn> Is the name of the first SIMD&FP source register, encoded in the "Rn" field.

<Vm> Is the name of the second SIMD&FP source register, encoded in “size:M:Rm”:

size	<Vm>
00	RESERVED
01	UInt('0':Rm)
10	UInt(M:Rm)
11	RESERVED

Restricted to V0-V15 when element size <Ts> is H.

<Ts> Is an element size specifier, encoded in “size”:

size	<Ts>
00	RESERVED
01	H
10	S
11	RESERVED

<index> Is the element index, encoded in “size:H:L:M”:

size	<index>
00	RESERVED
01	UInt (H:L:M)
10	UInt (H:L)
11	RESERVED

Operation

```
CheckFPAdvSIMDEnabled64();
constant bits(datasize) operand1 = V[n, datasize];
constant bits(idxdsize) operand2 = V[m, idxdsize];
bits(datasize) result;
integer element1;
integer element2;
bits(esize) product;

element2 = UInt(Elem[operand2, index, esize]);
for e = 0 to elements-1
    element1 = UInt(Elem[operand1, e, esize]);
    product = (element1 * element2)<esize-1:0>;
    Elem[result, e, esize] = product;

V[d, datasize] = result;
```

Operational information

- If PSTATE.DIT is 1:
- The execution time of this instruction is independent of:
 - The values of the data supplied in any of its registers.
 - The values of the NZCV flags.
 - The response of this instruction to asynchronous exceptions does not vary based on:
 - The values of the data supplied in any of its registers.
 - The values of the NZCV flags.

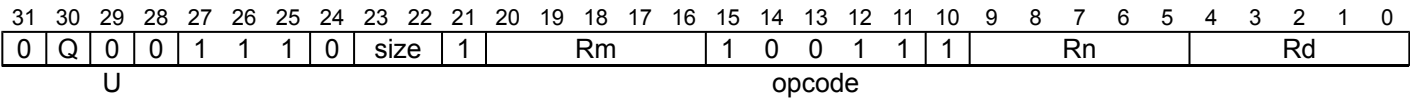
MUL (vector)

Multiply (vector)

This instruction multiplies corresponding elements in the vectors of the two source SIMD&FP registers, places the results in a vector, and writes the vector to the destination SIMD&FP register.

Depending on the settings in the CPACR_EL1, CPTR_EL2, and CPTR_EL3 registers, and the current Security state and Exception level, an attempt to execute the instruction might be trapped.

Three registers of the same type (FEAT_AdvSIMD)



Encoding

MUL <Vd>.<T>, <Vn>.<T>, <Vm>.<T>

Decode for this encoding

```
if !IsFeatureImplemented(FEAT_AdvSIMD) then EndOfDecode(Decode_UNDEF);
if U == '1' && size != '00' then EndOfDecode(Decode_UNDEF);
if size == '11' then EndOfDecode(Decode_UNDEF);
constant integer d = UInt(Rd);
constant integer n = UInt(Rn);
constant integer m = UInt(Rm);
constant integer esize = 8 << UInt(size);
constant integer datasize = 64 << UInt(Q);
constant integer elements = datasize DIV esize;
```

Assembler Symbols

<Vd> Is the name of the SIMD&FP destination register, encoded in the "Rd" field.

<T> Is an arrangement specifier, encoded in “size:Q”:

size	Q	<T>
00	0	8B
00	1	16B
01	0	4H
01	1	8H
10	0	2S
10	1	4S
11	x	RESERVED

<Vn> Is the name of the first SIMD&FP source register, encoded in the "Rn" field.

<Vm> Is the name of the second SIMD&FP source register, encoded in the "Rm" field.

Operation

```
CheckFPAdvSIMDEnabled64();
constant bits(datasize) operand1 = V[n, datasize];
constant bits(datasize) operand2 = V[m, datasize];
bits(datasize) result;
bits(esize) element1;
bits(esize) element2;
bits(esize) product;

for e = 0 to elements-1
    element1 = Elem[operand1, e, esize];
    element2 = Elem[operand2, e, esize];
    product = (UInt(element1) * UInt(element2)) <esize-1:0>;
    Elem[result, e, esize] = product;

V[d, datasize] = result;
```

Operational information

If PSTATE.DIT is 1:

- The execution time of this instruction is independent of:
 - The values of the data supplied in any of its registers.
 - The values of the NZCV flags.
- The response of this instruction to asynchronous exceptions does not vary based on:
 - The values of the data supplied in any of its registers.
 - The values of the NZCV flags.

Internal version only: aarchmrs v2025-03_rel, pseudocode v2025-03_rel ; Build timestamp: 2025-03-21T17:41

Copyright © 2010-2025 Arm Limited or its affiliates. All rights reserved. This document is Non-Confidential.

MVN

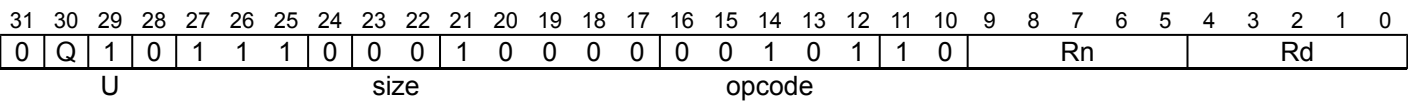
Bitwise NOT (vector)

This instruction reads each vector element from the source SIMD&FP register, places the inverse of each value into a vector, and writes the vector to the destination SIMD&FP register.
Depending on the settings in the CPACR_EL1, CPTR_EL2, and CPTR_EL3 registers, and the current Security state and Exception level, an attempt to execute the instruction might be trapped.

This is an alias of [NOT](#). This means:

- The encodings in this description are named to match the encodings of [NOT](#).
- The description of [NOT](#) gives the operational pseudocode, any CONSTRAINED UNPREDICTABLE behavior, and any operational information for this instruction.

Vector (FEAT_AdvSIMD)



Encoding

MVN [<Vd>.<T>](#), [<Vn>.<T>](#)

is equivalent to

[NOT <Vd>.<T>](#), [<Vn>.<T>](#)

and is always the preferred disassembly.

Assembler Symbols

[<Vd>](#) Is the name of the SIMD&FP destination register, encoded in the "Rd" field.

[<T>](#) Is an arrangement specifier, encoded in “Q”:

Q	<T>
0	8B
1	16B

[<Vn>](#) Is the name of the SIMD&FP source register, encoded in the "Rn" field.

Operation

The description of [NOT](#) gives the operational pseudocode for this instruction.

Operational information

If PSTATE.DIT is 1:

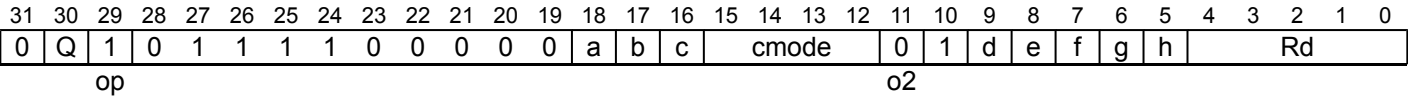
- The execution time of this instruction is independent of:
 - The values of the data supplied in any of its registers.
 - The values of the NZCV flags.
- The response of this instruction to asynchronous exceptions does not vary based on:
 - The values of the data supplied in any of its registers.
 - The values of the NZCV flags.

MVNI

Move inverted immediate (vector)

This instruction places the inverse of an immediate constant into every vector element of the destination SIMD&FP register.
Depending on the settings in the CPACR_EL1, CPTR_EL2, and CPTR_EL3 registers, and the current Security state and Exception level, an attempt to execute the instruction might be trapped.

Advanced SIMD (FEAT_AdvSIMD)



Encoding for the 16-bit shifted immediate variant

Applies when (cmode == 10x0)

```
MVNI <Vd>.<T>, #<imm8>{, LSL #<amount>}
```

Encoding for the 32-bit shifted immediate variant

Applies when (cmode == 0xx0)

```
MVNI <Vd>.<T>, #<imm8>{, LSL #<amount>}
```

Encoding for the 32-bit shifting ones variant

Applies when (cmode == 110x)

```
MVNI <Vd>.<T>, #<imm8>, MSL #<amount>
```

Decode for all variants of this encoding

```
if !IsFeatureImplemented(FEAT_AdvSIMD) then EndOfDecode(Decode_UNDEF);
constant integer rd = UInt(Rd);
constant integer datasize = 64 << UInt(Q);
constant bits(64) imm64 = AdvSIMDExpandImm(op, cmode, a:b:c:d:e:f:g:h);
constant bits(datasize) imm = Replicate(imm64, datasize DIV 64);
```

Assembler Symbols

<Vd> Is the name of the SIMD&FP destination register, encoded in the "Rd" field.

<T> For the "16-bit shifted immediate" variant: is an arrangement specifier, encoded in "Q":

Q	<T>
0	4H
1	8H

For the "32-bit shifted immediate" and "32-bit shifting ones" variants: is an arrangement specifier, encoded in "Q":

Q	<T>
0	2S
1	4S

<imm8> Is an 8-bit immediate encoded in "a:b:c:d:e:f:g:h".

<amount> For the "16-bit shifted immediate" variant: is the shift amount encoded in “cmode<1>”:

cmode<1>	<amount>
0	0
1	8

defaulting to 0 if LSL is omitted.

For the "32-bit shifted immediate" variant: is the shift amount encoded in “cmode<2:1>”:

cmode<2:1>	<amount>
00	0
01	8
10	16
11	24

defaulting to 0 if LSL is omitted.

For the "32-bit shifting ones" variant: is the shift amount encoded in “cmode<0>”:

cmode<0>	<amount>
0	8
1	16

Operation

```
CheckFPAdvSIMDEnabled64();
V[rd, datasize] = NOT(imm);
```

Operational information

- If PSTATE.DIT is 1:
- The execution time of this instruction is independent of:
 - The values of the data supplied in any of its registers.
 - The values of the NZCV flags.
 - The response of this instruction to asynchronous exceptions does not vary based on:
 - The values of the data supplied in any of its registers.
 - The values of the NZCV flags.

NEG (vector)

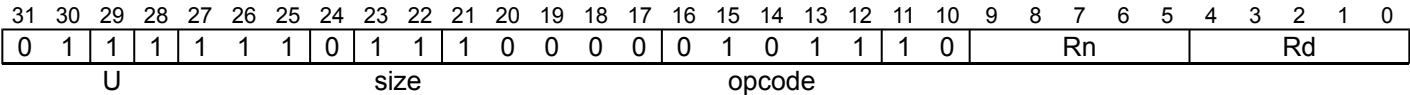
Negate (vector)

This instruction reads each vector element from the source SIMD&FP register, negates each value, puts the result into a vector, and writes the vector to the destination SIMD&FP register.

Depending on the settings in the CPACR_EL1, CPTR_EL2, and CPTR_EL3 registers, and the current Security state and Exception level, an attempt to execute the instruction might be trapped.

It has encodings from 2 classes: [Scalar](#) and [Vector](#)

Scalar (FEAT_AdvSIMD)



Encoding

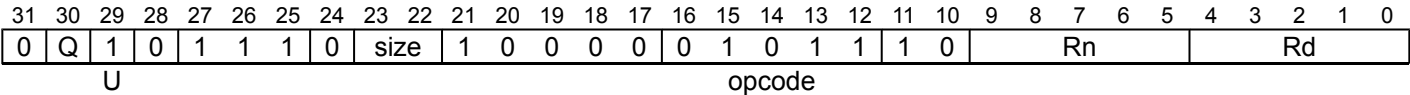
NEG D<d>, D<n>

Decode for this encoding

```
if !IsFeatureImplemented(FEAT_AdvSIMD) then EndOfDecode(Decode_UNDEF);
if size != '11' then EndOfDecode(Decode_UNDEF);
constant integer d = UInt(Rd);
constant integer n = UInt(Rn);

constant integer esize = 8 << UInt(size);
constant integer datasize = esize;
constant integer elements = 1;
```

Vector (FEAT_AdvSIMD)



Encoding

NEG <Vd>.<T>, <Vn>.<T>

Decode for this encoding

```
if !IsFeatureImplemented(FEAT_AdvSIMD) then EndOfDecode(Decode_UNDEF);
if size:Q == '110' then EndOfDecode(Decode_UNDEF);
constant integer d = UInt(Rd);
constant integer n = UInt(Rn);

constant integer esize = 8 << UInt(size);
constant integer datasize = 64 << UInt(Q);
constant integer elements = datasize DIV esize;
```

Assembler Symbols

- <d> Is the number of the SIMD&FP destination register, encoded in the "Rd" field.
- <n> Is the number of the SIMD&FP source register, encoded in the "Rn" field.
- <Vd> Is the name of the SIMD&FP destination register, encoded in the "Rd" field.

<T> Is an arrangement specifier, encoded in “size:Q”:

size	Q	<T>
00	0	8B
00	1	16B
01	0	4H
01	1	8H
10	0	2S
10	1	4S
11	0	RESERVED
11	1	2D

<Vn> Is the name of the SIMD&FP source register, encoded in the "Rn" field.

Operation

```
CheckFPAdvSIMDEnabled64();
constant bits(datasize) operand = V[n, datasize];
bits(datasize) result;
integer element;

for e = 0 to elements-1
    element = SInt(Elem[operand, e, esize]);
    element = -element;
    Elem[result, e, esize] = element<esize-1:0>;

V[d, datasize] = result;
```

Operational information

- If PSTATE.DIT is 1:
- The execution time of this instruction is independent of:
 - The values of the data supplied in any of its registers.
 - The values of the NZCV flags.
 - The response of this instruction to asynchronous exceptions does not vary based on:
 - The values of the data supplied in any of its registers.
 - The values of the NZCV flags.

NOT

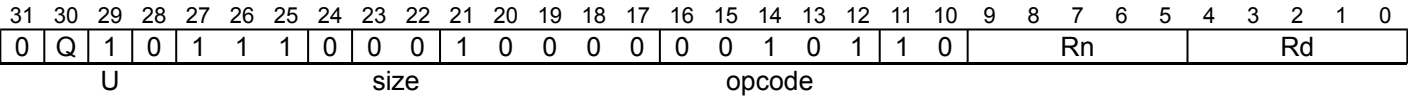
Bitwise NOT (vector)

This instruction reads each vector element from the source SIMD&FP register, places the inverse of each value into a vector, and writes the vector to the destination SIMD&FP register.

Depending on the settings in the CPACR_EL1, CPTR_EL2, and CPTR_EL3 registers, and the current Security state and Exception level, an attempt to execute the instruction might be trapped.

This instruction is used by the alias [MVN](#).

Vector (FEAT_AdvSIMD)



Encoding

NOT <Vd>.<T>, <Vn>.<T>

Decode for this encoding

```
if !IsFeatureImplemented(FEAT_AdvSIMD) then EndOfDecode(Decode_UNDEF);
constant integer d = UInt(Rd);
constant integer n = UInt(Rn);

constant integer esize = 8;
constant integer datasize = 64 << UInt(Q);
constant integer elements = datasize DIV 8;
```

Assembler Symbols

<Vd> Is the name of the SIMD&FP destination register, encoded in the "Rd" field.

<T> Is an arrangement specifier, encoded in “Q”:

Q	<T>
0	8B
1	16B

<Vn> Is the name of the SIMD&FP source register, encoded in the "Rn" field.

Operation

```
CheckFPAdvSIMDEnabled64();
constant bits(datasize) operand = V[n, datasize];
bits(datasize) result;
bits(esize) element;

for e = 0 to elements-1
    element = Elem[operand, e, esize];
    Elem[result, e, esize] = NOT(element);

V[d, datasize] = result;
```

Operational information

If PSTATE.DIT is 1:

- The execution time of this instruction is independent of:
 - The values of the data supplied in any of its registers.

- The values of the NZCV flags.
- The response of this instruction to asynchronous exceptions does not vary based on:
 - The values of the data supplied in any of its registers.
 - The values of the NZCV flags.

Internal version only: aarchmrs v2025-03_rel, pseudocode v2025-03_rel ; Build timestamp: 2025-03-21T17:41

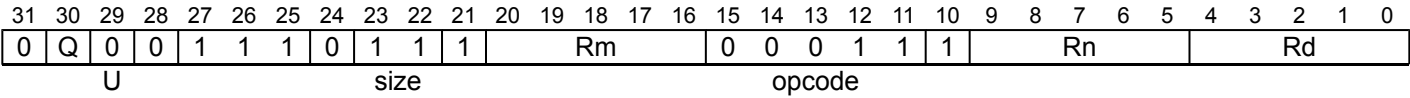
Copyright © 2010-2025 Arm Limited or its affiliates. All rights reserved. This document is Non-Confidential.

ORN (vector)

Bitwise inclusive OR NOT (vector)

This instruction performs a bitwise OR NOT between the two source SIMD&FP registers, and writes the result to the destination SIMD&FP register. Depending on the settings in the CPACR_EL1, CPTR_EL2, and CPTR_EL3 registers, and the current Security state and Exception level, an attempt to execute the instruction might be trapped.

Three registers of the same type (FEAT_AdvSIMD)



Encoding

ORN <Vd>.<T>, <Vn>.<T>, <Vm>.<T>

Decode for this encoding

```
if !IsFeatureImplemented(FEAT_AdvSIMD) then EndOfDecode(Decode_UNDEF);
constant integer d = UInt(Rd);
constant integer n = UInt(Rn);
constant integer m = UInt(Rm);
constant integer datasize = 64 << UInt(Q);
```

Assembler Symbols

<Vd> Is the name of the SIMD&FP destination register, encoded in the "Rd" field.

<T> Is an arrangement specifier, encoded in “Q”:

Q	<T>
0	8B
1	16B

<Vn> Is the name of the first SIMD&FP source register, encoded in the "Rn" field.

<Vm> Is the name of the second SIMD&FP source register, encoded in the "Rm" field.

Operation

```
CheckFPAdvSIMDEnabled64();
constant bits(datasize) operand1 = V[n, datasize];
constant bits(datasize) operand2 = NOT(V[m, datasize]);
V[d, datasize] = operand1 OR operand2;
```

Operational information

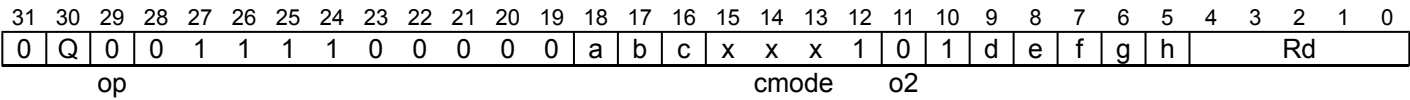
- If PSTATE.DIT is 1:
- The execution time of this instruction is independent of:
 - The values of the data supplied in any of its registers.
 - The values of the NZCV flags.
 - The response of this instruction to asynchronous exceptions does not vary based on:
 - The values of the data supplied in any of its registers.
 - The values of the NZCV flags.

ORR (vector, immediate)

Bitwise inclusive OR (vector, immediate)

This instruction reads each vector element from the destination SIMD&FP register, performs a bitwise OR between each result and an immediate constant, places the result into a vector, and writes the vector to the destination SIMD&FP register.
Depending on the settings in the CPACR_EL1, CPTR_EL2, and CPTR_EL3 registers, and the current Security state and Exception level, an attempt to execute the instruction might be trapped.

Shifted immediate
(FEAT_AdvSIMD)



Encoding for the 16-bit variant

Applies when (cmode == 10x1)

```
ORR <Vd>.<T>, #<imm8>{, LSL #<amount>}
```

Encoding for the 32-bit variant

Applies when (cmode == 0xx1)

```
ORR <Vd>.<T>, #<imm8>{, LSL #<amount>}
```

Decode for all variants of this encoding

```
if !IsFeatureImplemented(FEAT_AdvSIMD) then EndOfDecode(Decode_UNDEF);
constant integer rd = UInt(Rd);
constant integer datasize = 64 << UInt(Q);
constant bits(64) imm64 = AdvSIMDExpandImm(op, cmode, a:b:c:d:e:f:g:h);
constant bits(datasize) imm = Replicate(imm64, datasize DIV 64);
```

Assembler Symbols

<Vd> Is the name of the SIMD&FP register, encoded in the "Rd" field.

<T> For the "16-bit" variant: is an arrangement specifier, encoded in “Q”:

Q	<T>
0	4H
1	8H

For the "32-bit" variant: is an arrangement specifier, encoded in “Q”:

Q	<T>
0	2S
1	4S

<imm8> Is an 8-bit immediate encoded in "a:b:c:d:e:f:g:h".

<amount> For the "16-bit" variant: is the shift amount encoded in “cmode<1>”:

cmode<1>	<amount>
0	0
1	8

defaulting to 0 if LSL is omitted.

For the "32-bit" variant: is the shift amount encoded in “cmode<2:1>”:

cmode<2:1>	<amount>
00	0
01	8
10	16
11	24

defaulting to 0 if LSL is omitted.

Operation

```
CheckFPAdvSIMDEnabled64();  
constant bits(datasize) operand = V[rd, datasize];  
V[rd, datasize] = operand OR imm;
```

Operational information

If PSTATE.DIT is 1:

- The execution time of this instruction is independent of:
 - The values of the data supplied in any of its registers.
 - The values of the NZCV flags.
- The response of this instruction to asynchronous exceptions does not vary based on:
 - The values of the data supplied in any of its registers.
 - The values of the NZCV flags.

Internal version only: aarchmrs v2025-03_rel, pseudocode v2025-03_rel ; Build timestamp: 2025-03-21T17:41

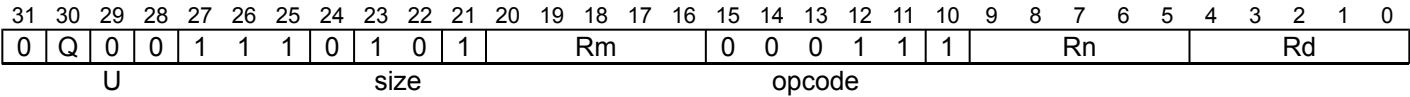
Copyright © 2010-2025 Arm Limited or its affiliates. All rights reserved. This document is Non-Confidential.

ORR (vector, register)

Bitwise inclusive OR (vector, register)

This instruction performs a bitwise OR between the two source SIMD&FP registers, and writes the result to the destination SIMD&FP register. Depending on the settings in the CPACR_EL1, CPTR_EL2, and CPTR_EL3 registers, and the current Security state and Exception level, an attempt to execute the instruction might be trapped. This instruction is used by the alias [MOV \(vector\)](#).

Three registers of the same type (FEAT_AdvSIMD)



Encoding

ORR <Vd>.<T>, <Vn>.<T>, <Vm>.<T>

Decode for this encoding

```
if !IsFeatureImplemented(FEAT_AdvSIMD) then EndOfDecode(Decode_UNDEF);
constant integer d = UInt(Rd);
constant integer n = UInt(Rn);
constant integer m = UInt(Rm);
constant integer datasize = 64 << UInt(Q);
```

Assembler Symbols

<Vd> Is the name of the SIMD&FP destination register, encoded in the "Rd" field.

<T> Is an arrangement specifier, encoded in "Q":

Q	<T>
0	8B
1	16B

<Vn> Is the name of the first SIMD&FP source register, encoded in the "Rn" field.

<Vm> Is the name of the second SIMD&FP source register, encoded in the "Rm" field.

Alias Conditions

Alias	Is preferred when
MOV (vector)	Rm == Rn

Operation

```
CheckFPAdvSIMDEnabled64();
constant bits(datasize) operand1 = V[n, datasize];
constant bits(datasize) operand2 = V[m, datasize];
V[d, datasize] = operand1 OR operand2;
```

Operational information

- If PSTATE.DIT is 1:
- The execution time of this instruction is independent of:
 - The values of the data supplied in any of its registers.
 - The values of the NZCV flags.

- The response of this instruction to asynchronous exceptions does not vary based on:
 - The values of the data supplied in any of its registers.
 - The values of the NZCV flags.

Internal version only: aarchmrs v2025-03_rel, pseudocode v2025-03_rel ; Build timestamp: 2025-03-21T17:41

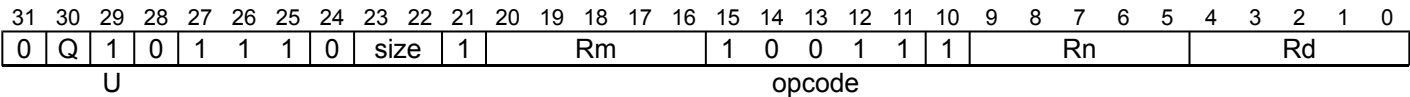
Copyright © 2010-2025 Arm Limited or its affiliates. All rights reserved. This document is Non-Confidential.

PMUL

Polynomial multiply

This instruction multiplies corresponding elements in the vectors of the two source SIMD&FP registers, places the results in a vector, and writes the vector to the destination SIMD&FP register.
For information about multiplying polynomials see *Polynomial arithmetic over {0, 1}*.
Depending on the settings in the CPACR_EL1, CPTR_EL2, and CPTR_EL3 registers, and the current Security state and Exception level, an attempt to execute the instruction might be trapped.

Three registers of the same type
(FEAT_AdvSIMD)



Encoding

PMUL <Vd>.<T>, <Vn>.<T>, <Vm>.<T>

Decode for this encoding

```
if !IsFeatureImplemented(FEAT_AdvSIMD) then EndOfDecode(Decode_UNDEF);
if U == '1' && size != '00' then EndOfDecode(Decode_UNDEF);
if size == '11' then EndOfDecode(Decode_UNDEF);
constant integer d = UInt(Rd);
constant integer n = UInt(Rn);
constant integer m = UInt(Rm);
constant integer esize = 8 << UInt(size);
constant integer datasize = 64 << UInt(Q);
constant integer elements = datasize DIV esize;
```

Assembler Symbols

<Vd> Is the name of the SIMD&FP destination register, encoded in the "Rd" field.

<T> Is an arrangement specifier, encoded in “size:Q”:

size	Q	<T>
00	0	8B
00	1	16B
01	x	RESERVED
1x	x	RESERVED

<Vn> Is the name of the first SIMD&FP source register, encoded in the "Rn" field.

<Vm> Is the name of the second SIMD&FP source register, encoded in the "Rm" field.

Operation

```
CheckFPAdvSIMDEnabled64();
constant bits(datasize) operand1 = V[n, datasize];
constant bits(datasize) operand2 = V[m, datasize];
bits(datasize) result;
bits(esize) element1;
bits(esize) element2;
bits(esize) product;

for e = 0 to elements-1
    element1 = Elem[operand1, e, esize];
    element2 = Elem[operand2, e, esize];
    product = PolynomialMult(element1, element2)<esize-1:0>;
    Elem[result, e, esize] = product;

V[d, datasize] = result;
```

Operational information

If PSTATE.DIT is 1:

- The execution time of this instruction is independent of:
 - The values of the data supplied in any of its registers.
 - The values of the NZCV flags.
- The response of this instruction to asynchronous exceptions does not vary based on:
 - The values of the data supplied in any of its registers.
 - The values of the NZCV flags.

Internal version only: aarchmrs v2025-03_rel, pseudocode v2025-03_rel ; Build timestamp: 2025-03-21T17:41

Copyright © 2010-2025 Arm Limited or its affiliates. All rights reserved. This document is Non-Confidential.

PMULL, PMULL2

Polynomial multiply long

This instruction multiplies corresponding elements in the lower or upper half of the vectors of the two source SIMD&FP registers, places the results in a vector, and writes the vector to the destination SIMD&FP register. The destination vector elements are twice as long as the elements that are multiplied.

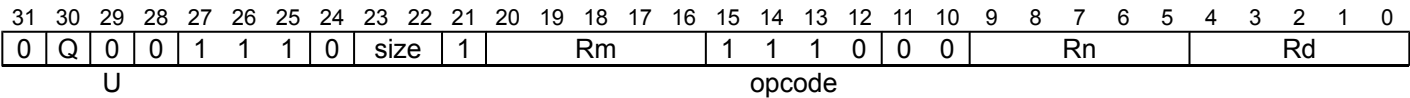
For information about multiplying polynomials, see *Polynomial arithmetic over {0, 1}*.

The PMULL instruction extracts each source vector from the lower half of each source register. The PMULL2 instruction extracts each source vector from the upper half of each source register.

The PMULL and PMULL2 variants that operate on 64-bit source elements are defined only when FEAT_PMULL is implemented.

Depending on the settings in the CPACR_EL1, CPTR_EL2, and CPTR_EL3 registers, and the current Security state and Exception level, an attempt to execute the instruction might be trapped.

Three registers, not all the same type (FEAT_AdvSIMD)



Encoding

```
PMULL{2} <Vd>.<Ta>, <Vn>.<Tb>, <Vm>.<Tb>
```

Decode for this encoding

```
if !IsFeatureImplemented(FEAT_AdvSIMD) then EndOfDecode(Decode_UNDEF);
if size == '01' || size == '10' then EndOfDecode(Decode_UNDEF);
if size == '11' && !IsFeatureImplemented(FEAT_PMULL) then EndOfDecode(Decode_UNDEF);
constant integer d = UInt(Rd);
constant integer n = UInt(Rn);
constant integer m = UInt(Rm);
constant integer esize = 8 << UInt(size);
constant integer datasize = 64;
constant integer part = UInt(Q);
constant integer elements = datasize DIV esize;
```

Assembler Symbols

2 Is the second and upper half specifier. If present it causes the operation to be performed on the upper 64 bits of the registers holding the narrower elements, and is encoded in “Q”:

Q	2
0	[absent]
1	[present]

<Vd> Is the name of the SIMD&FP destination register, encoded in the "Rd" field.

<Ta> Is an arrangement specifier, encoded in “size”:

size	<Ta>
00	8H
01	RESERVED
10	RESERVED
11	1Q

The '1Q' arrangement is only allocated in an implementation that includes the Cryptographic Extension, and is otherwise RESERVED.

<Vn> Is the name of the first SIMD&FP source register, encoded in the "Rn" field.

<Tb> Is an arrangement specifier, encoded in “size:Q”:

size	Q	<Tb>
00	0	8B
00	1	16B
01	x	RESERVED
10	x	RESERVED
11	0	1D
11	1	2D

<Vm> Is the name of the second SIMD&FP source register, encoded in the "Rm" field.

Operation

```
CheckFPAdvSIMDEnabled64();
constant bits(datasize) operand1 = Vpart[n, part, datasize];
constant bits(datasize) operand2 = Vpart[m, part, datasize];
bits(2*datasize) result;
bits(esize) element1;
bits(esize) element2;

for e = 0 to elements-1
    element1 = Elem[operand1, e, esize];
    element2 = Elem[operand2, e, esize];
    Elem[result, e, 2*esize] = PolynomialMult(element1, element2);

V[d, 2*datasize] = result;
```

Operational information

- If PSTATE.DIT is 1:
- The execution time of this instruction is independent of:
 - The values of the data supplied in any of its registers.
 - The values of the NZCV flags.
 - The response of this instruction to asynchronous exceptions does not vary based on:
 - The values of the data supplied in any of its registers.
 - The values of the NZCV flags.

RADDHN, RADDHN2

Rounding add returning high narrow

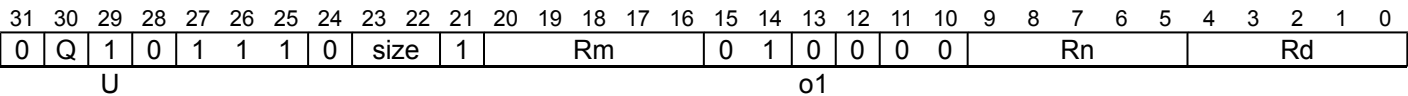
This instruction adds each vector element in the first source SIMD&FP register to the corresponding vector element in the second source SIMD&FP register, places the most significant half of the result into a vector, and writes the vector to the lower or upper half of the destination SIMD&FP register.

The results are rounded. For truncated results, see [ADDHN](#).

The RADDHN instruction writes the vector to the lower half of the destination register and clears the upper half. The RADDHN2 instruction writes the vector to the upper half of the destination register without affecting the other bits of the register.

Depending on the settings in the CPACR_EL1, CPTR_EL2, and CPTR_EL3 registers, and the current Security state and Exception level, an attempt to execute the instruction might be trapped.

Three registers, not all the same type (FEAT_AdvSIMD)



Encoding

```
RADDHN{2} <Vd>.<Tb>, <Vn>.<Ta>, <Vm>.<Ta>
```

Decode for this encoding

```
if !IsFeatureImplemented(FEAT_AdvSIMD) then EndOfDecode(Decode_UNDEF);
if size == '11' then EndOfDecode(Decode_UNDEF);
constant integer d = UInt(Rd);
constant integer n = UInt(Rn);
constant integer m = UInt(Rm);

constant integer esize = 8 << UInt(size);
constant integer datasize = 64;
constant integer part = UInt(Q);
constant integer elements = datasize DIV esize;
constant boolean round = TRUE;
```

Assembler Symbols

2 Is the second and upper half specifier. If present it causes the operation to be performed on the upper 64 bits of the registers holding the narrower elements, and is encoded in “Q”:

Q	2
0	[absent]
1	[present]

<Vd> Is the name of the SIMD&FP destination register, encoded in the "Rd" field.

<Tb> Is an arrangement specifier, encoded in “size:Q”:

size	Q	<Tb>
00	0	8B
00	1	16B
01	0	4H
01	1	8H
10	0	2S
10	1	4S
11	x	RESERVED

<Vn> Is the name of the first SIMD&FP source register, encoded in the "Rn" field.

<Ta> Is an arrangement specifier, encoded in “size”:

size	<Ta>
00	8H
01	4S
10	2D
11	RESERVED

<Vm> Is the name of the second SIMD&FP source register, encoded in the "Rm" field.

Operation

```
CheckFPAdvSIMDEnabled64();
constant bits(2*datasize) operand1 = V[n, 2*datasize];
constant bits(2*datasize) operand2 = V[m, 2*datasize];
bits(datasize) result;
integer element1;
integer element2;
integer sum;

for e = 0 to elements-1
    element1 = UInt(Elem[operand1, e, 2*esize]);
    element2 = UInt(Elem[operand2, e, 2*esize]);
    sum = element1 + element2;
    sum = RShr(sum, esize, round);
    Elem[result, e, esize] = sum<esize-1:0>;

Vpart[d, part, datasize] = result;
```

Operational information

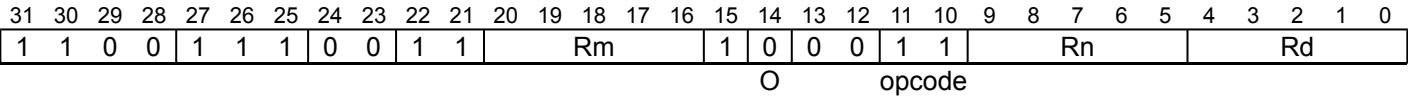
- If PSTATE.DIT is 1:
- The execution time of this instruction is independent of:
 - The values of the data supplied in any of its registers.
 - The values of the NZCV flags.
 - The response of this instruction to asynchronous exceptions does not vary based on:
 - The values of the data supplied in any of its registers.
 - The values of the NZCV flags.

RAX1

Rotate and exclusive-OR

This instruction rotates each 64-bit element of the 128-bit vector in a source SIMD&FP register left by 1, performs a bitwise exclusive-OR of the resulting 128-bit vector and the vector in another source SIMD&FP register, and writes the result to the destination SIMD&FP register.

Advanced SIMD (FEAT_SHA3)



Encoding

RAX1 <Vd>.2D, <Vn>.2D, <Vm>.2D

Decode for this encoding

```
if !IsFeatureImplemented(FEAT_SHA3) then EndOfDecode(Decode_UNDEF);
constant integer d = UInt(Rd);
constant integer n = UInt(Rn);
constant integer m = UInt(Rm);
```

Assembler Symbols

- <Vd> Is the name of the SIMD&FP destination register, encoded in the "Rd" field.
- <Vn> Is the name of the first SIMD&FP source register, encoded in the "Rn" field.
- <Vm> Is the name of the second SIMD&FP source register, encoded in the "Rm" field.

Operation

```
AArch64.CheckFPAdvSIMDEnabled();
constant bits(128) Vm = V[m, 128];
constant bits(128) Vn = V[n, 128];
V[d, 128] = Vn EOR (ROL(Vm<127:64>, 1):ROL(Vm<63:0>, 1));
```

Operational information

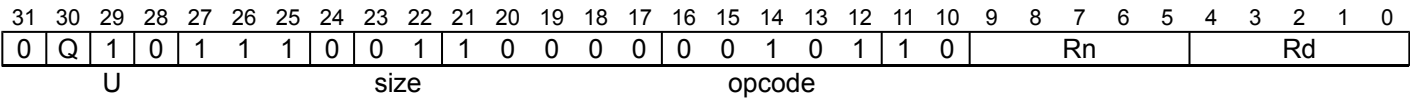
- If PSTATE.DIT is 1:
- The execution time of this instruction is independent of:
 - The values of the data supplied in any of its registers.
 - The values of the NZCV flags.
 - The response of this instruction to asynchronous exceptions does not vary based on:
 - The values of the data supplied in any of its registers.
 - The values of the NZCV flags.

RBIT (vector)

Reverse bit order (vector)

This instruction reads each vector element from the source SIMD&FP register, reverses the bits of the element, places the results into a vector, and writes the vector to the destination SIMD&FP register.
Depending on the settings in the CPACR_EL1, CPTR_EL2, and CPTR_EL3 registers, and the current Security state and Exception level, an attempt to execute the instruction might be trapped.

Vector
(FEAT_AdvSIMD)



Encoding

RBIT <Vd>.<T>, <Vn>.<T>

Decode for this encoding

```
if !IsFeatureImplemented(FEAT_AdvSIMD) then EndOfDecode(Decode_UNDEF);
constant integer d = UInt(Rd);
constant integer n = UInt(Rn);

constant integer esize = 8;
constant integer datasize = 64 << UInt(Q);
constant integer elements = datasize DIV 8;
```

Assembler Symbols

<Vd> Is the name of the SIMD&FP destination register, encoded in the "Rd" field.

<T> Is an arrangement specifier, encoded in “Q”:

Q	<T>
0	8B
1	16B

<Vn> Is the name of the SIMD&FP source register, encoded in the "Rn" field.

Operation

```
CheckFPAdvSIMDEnabled64();
constant bits(datasize) operand = V[n, datasize];
bits(datasize) result;
bits(esize) element;
bits(esize) rev;

for e = 0 to elements-1
    element = Elem[operand, e, esize];
    for i = 0 to esize-1
        rev<(esize-1)-i> = element<i>;
    Elem[result, e, esize] = rev;

V[d, datasize] = result;
```

Operational information

If PSTATE.DIT is 1:

- The execution time of this instruction is independent of:
 - The values of the data supplied in any of its registers.
 - The values of the NZCV flags.
- The response of this instruction to asynchronous exceptions does not vary based on:
 - The values of the data supplied in any of its registers.
 - The values of the NZCV flags.

Internal version only: aarchmrs v2025-03_rel, pseudocode v2025-03_rel ; Build timestamp: 2025-03-21T17:41

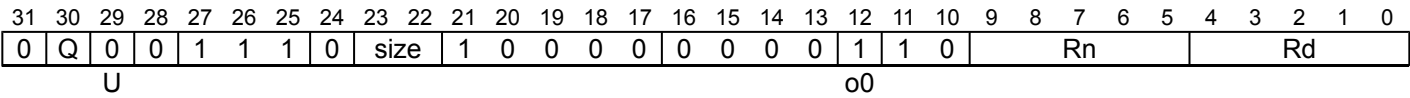
Copyright © 2010-2025 Arm Limited or its affiliates. All rights reserved. This document is Non-Confidential.

REV16 (vector)

Reverse elements in 16-bit halfwords (vector)

This instruction reverses the order of 8-bit elements in each halfword of the vector in the source SIMD&FP register, places the results into a vector, and writes the vector to the destination SIMD&FP register.
Depending on the settings in the CPACR_EL1, CPTR_EL2, and CPTR_EL3 registers, and the current Security state and Exception level, an attempt to execute the instruction might be trapped.

Vector
(FEAT_AdvSIMD)



Encoding

```
REV16 <Vd>.<T>, <Vn>.<T>
```

Decode for this encoding

```
if !IsFeatureImplemented(FEAT_AdvSIMD) then EndOfDecode(Decode_UNDEF);
constant integer csize = 64 >> UInt(o0:U);
constant integer esize = 8 << UInt(size);
if csize <= esize then EndOfDecode(Decode_UNDEF);

constant integer d = UInt(Rd);
constant integer n = UInt(Rn);
constant integer datasize = 64 << UInt(Q);
constant integer containers = datasize DIV csize;
```

Assembler Symbols

<Vd> Is the name of the SIMD&FP destination register, encoded in the "Rd" field.

<T> Is an arrangement specifier, encoded in "size:Q":

size	Q	<T>
00	0	8B
00	1	16B
01	x	RESERVED
1x	x	RESERVED

<Vn> Is the name of the SIMD&FP source register, encoded in the "Rn" field.

Operation

```
CheckFPAdvSIMDEnabled64();
constant bits(datasize) operand = V[n, datasize];
bits(datasize) result;
for c = 0 to containers-1
    constant bits(csize) container = Elem[operand, c, csize];
    Elem[result, c, csize] = Reverse(container, esize);
V[d, datasize] = result;
```

Operational information

- If PSTATE.DIT is 1:
- The execution time of this instruction is independent of:

- The values of the data supplied in any of its registers.
 - The values of the NZCV flags.
- The response of this instruction to asynchronous exceptions does not vary based on:
 - The values of the data supplied in any of its registers.
 - The values of the NZCV flags.

Internal version only: aarchmrs v2025-03_rel, pseudocode v2025-03_rel ; Build timestamp: 2025-03-21T17:41

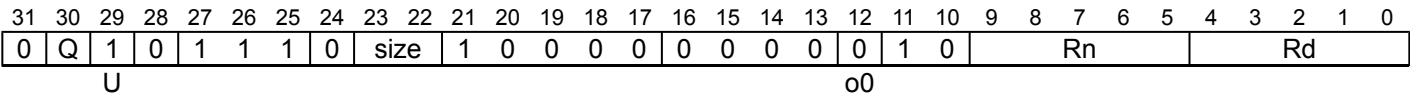
Copyright © 2010-2025 Arm Limited or its affiliates. All rights reserved. This document is Non-Confidential.

REV32 (vector)

Reverse elements in 32-bit words (vector)

This instruction reverses the order of 8-bit or 16-bit elements in each word of the vector in the source SIMD&FP register, places the results into a vector, and writes the vector to the destination SIMD&FP register.
Depending on the settings in the CPACR_EL1, CPTR_EL2, and CPTR_EL3 registers, and the current Security state and Exception level, an attempt to execute the instruction might be trapped.

Vector
(FEAT_AdvSIMD)



Encoding

```
REV32 <Vd>.<T>, <Vn>.<T>
```

Decode for this encoding

```
if !IsFeatureImplemented(FEAT_AdvSIMD) then EndOfDecode(Decode_UNDEF);
constant integer csize = 64 >> UInt(o0:U);
constant integer esize = 8 << UInt(size);
if csize <= esize then EndOfDecode(Decode_UNDEF);

constant integer d = UInt(Rd);
constant integer n = UInt(Rn);
constant integer datasize = 64 << UInt(Q);
constant integer containers = datasize DIV csize;
```

Assembler Symbols

<Vd> Is the name of the SIMD&FP destination register, encoded in the "Rd" field.

<T> Is an arrangement specifier, encoded in "size:Q":

size	Q	<T>
00	0	8B
00	1	16B
01	0	4H
01	1	8H
1x	x	RESERVED

<Vn> Is the name of the SIMD&FP source register, encoded in the "Rn" field.

Operation

```
CheckFPAdvSIMDEnabled64();
constant bits(datasize) operand = V[n, datasize];
bits(datasize) result;
for c = 0 to containers-1
    constant bits(csize) container = Elem[operand, c, csize];
    Elem[result, c, csize] = Reverse(container, esize);
V[d, datasize] = result;
```

Operational information

If PSTATE.DIT is 1:

- The execution time of this instruction is independent of:
 - The values of the data supplied in any of its registers.
 - The values of the NZCV flags.
- The response of this instruction to asynchronous exceptions does not vary based on:
 - The values of the data supplied in any of its registers.
 - The values of the NZCV flags.

Internal version only: aarchmrs v2025-03_rel, pseudocode v2025-03_rel ; Build timestamp: 2025-03-21T17:41

Copyright © 2010-2025 Arm Limited or its affiliates. All rights reserved. This document is Non-Confidential.

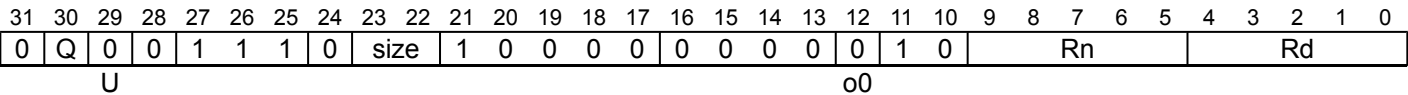
REV64

Reverse elements in 64-bit doublewords (vector)

This instruction reverses the order of 8-bit, 16-bit, or 32-bit elements in each doubleword of the vector in the source SIMD&FP register, places the results into a vector, and writes the vector to the destination SIMD&FP register.

Depending on the settings in the CPACR_EL1, CPTR_EL2, and CPTR_EL3 registers, and the current Security state and Exception level, an attempt to execute the instruction might be trapped.

Vector
(FEAT_AdvSIMD)



Encoding

REV64 <Vd>.<T>, <Vn>.<T>

Decode for this encoding

```
if !IsFeatureImplemented(FEAT_AdvSIMD) then EndOfDecode(Decode_UNDEF);
constant integer csize = 64 >> UInt(o0:U);
constant integer esize = 8 << UInt(size);
if csize <= esize then EndOfDecode(Decode_UNDEF);

constant integer d = UInt(Rd);
constant integer n = UInt(Rn);
constant integer datasize = 64 << UInt(Q);
constant integer containers = datasize DIV csize;
```

Assembler Symbols

<Vd> Is the name of the SIMD&FP destination register, encoded in the "Rd" field.

<T> Is an arrangement specifier, encoded in "size:Q":

size	Q	<T>
00	0	8B
00	1	16B
01	0	4H
01	1	8H
10	0	2S
10	1	4S
11	x	RESERVED

<Vn> Is the name of the SIMD&FP source register, encoded in the "Rn" field.

Operation

```
CheckFPAdvSIMDEnabled64();
constant bits(datasize) operand = V[n, datasize];
bits(datasize) result;
for c = 0 to containers-1
    constant bits(csize) container = Elem[operand, c, csize];
    Elem[result, c, csize] = Reverse(container, esize);
V[d, datasize] = result;
```

Operational information

If PSTATE.DIT is 1:

- The execution time of this instruction is independent of:
 - The values of the data supplied in any of its registers.
 - The values of the NZCV flags.
- The response of this instruction to asynchronous exceptions does not vary based on:
 - The values of the data supplied in any of its registers.
 - The values of the NZCV flags.

Internal version only: aarchmrs v2025-03_rel, pseudocode v2025-03_rel ; Build timestamp: 2025-03-21T17:41

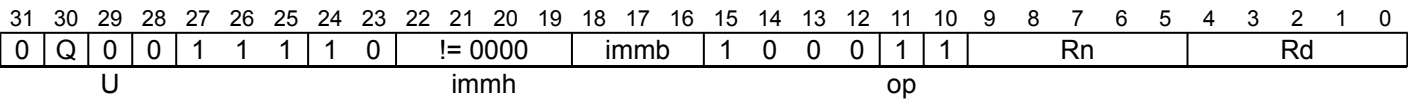
Copyright © 2010-2025 Arm Limited or its affiliates. All rights reserved. This document is Non-Confidential.

RSHRN, RSHRN2

Rounding shift right narrow (immediate)

This instruction reads each unsigned integer value from the vector in the source SIMD&FP register, right shifts each result by an immediate value, writes the final result to a vector, and writes the vector to the lower or upper half of the destination SIMD&FP register. The destination vector elements are half as long as the source vector elements. The results are rounded. For truncated results, see [SHRN](#).
The RSHRN instruction writes the vector to the lower half of the destination register and clears the upper half. The RSHRN2 instruction writes the vector to the upper half of the destination register without affecting the other bits of the register.
Depending on the settings in the CPACR_EL1, CPTR_EL2, and CPTR_EL3 registers, and the current Security state and Exception level, an attempt to execute the instruction might be trapped.

Vector
(FEAT_AdvSIMD)



Encoding

```
RSHRN{2} <Vd>.<Tb>, <Vn>.<Ta>, #<shift>
```

Decode for this encoding

```
if !IsFeatureImplemented(FEAT_AdvSIMD) then EndOfDecode(Decode_UNDEF);
if immh == '0000' then SEE(asimdimm);
if immh<3> == '1' then EndOfDecode(Decode_UNDEF);

constant integer d = UInt(Rd);
constant integer n = UInt(Rn);
constant integer esize = 8 << HighestSetBitNZ(immh<2:0>);
constant integer datasize = 64;
constant integer part = UInt(Q);
constant integer elements = datasize DIV esize;

constant integer shift = (2 * esize) - UInt(immh:immb);
constant boolean round = TRUE;
```

Assembler Symbols

2 Is the second and upper half specifier. If present it causes the operation to be performed on the upper 64 bits of the registers holding the narrower elements, and is encoded in “Q”:

Q		2
0		[absent]
1		[present]

<Vd> Is the name of the SIMD&FP destination register, encoded in the "Rd" field.

<Tb> Is an arrangement specifier, encoded in “immh:Q”:

immh	Q	<Tb>
0001	0	8B
0001	1	16B
001x	0	4H
001x	1	8H
01xx	0	2S
01xx	1	4S
1xxx	x	RESERVED

<Vn> Is the name of the SIMD&FP source register, encoded in the "Rn" field.

<Ta> Is an arrangement specifier, encoded in “immh”:

immh	<Ta>
0001	8H
001x	4S
01xx	2D
1xxx	RESERVED

<shift> Is the right shift amount, in the range 1 to the destination element width in bits, encoded in “immh:immb”:

immh	<shift>
0001	16 - UInt(immh:immb)
001x	32 - UInt(immh:immb)
01xx	64 - UInt(immh:immb)
1xxx	RESERVED

Operation

```
CheckFPAdvSIMDEnabled64();
constant bits(datasize*2) operand = V[n, datasize*2];
bits(datasize) result;
integer element;

for e = 0 to elements-1
    element = RShr(UInt(Elem[operand, e, 2*esize]), shift, round);
    Elem[result, e, esize] = element<esize-1:0>;

Vpart[d, part, datasize] = result;
```

Operational information

- If PSTATE.DIT is 1:
- The execution time of this instruction is independent of:
 - The values of the data supplied in any of its registers.
 - The values of the NZCV flags.
 - The response of this instruction to asynchronous exceptions does not vary based on:
 - The values of the data supplied in any of its registers.
 - The values of the NZCV flags.

RSUBHN, RSUBHN2

Rounding subtract returning high narrow

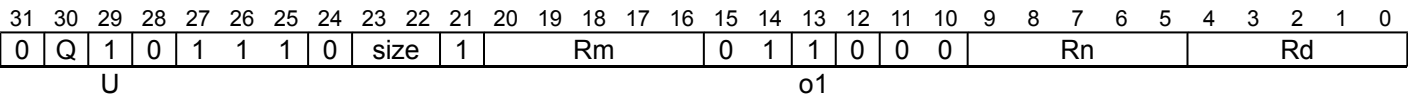
This instruction subtracts each vector element of the second source SIMD&FP register from the corresponding vector element of the first source SIMD&FP register, places the most significant half of the result into a vector, and writes the vector to the lower or upper half of the destination SIMD&FP register.

The results are rounded. For truncated results, see [SUBHN](#).

The RSUBHN instruction writes the vector to the lower half of the destination register and clears the upper half. The RSUBHN2 instruction writes the vector to the upper half of the destination register without affecting the other bits of the register.

Depending on the settings in the CPACR_EL1, CPTR_EL2, and CPTR_EL3 registers, and the current Security state and Exception level, an attempt to execute the instruction might be trapped.

Three registers, not all the same type (FEAT_AdvSIMD)



Encoding

```
RSUBHN{2} <Vd>.<Tb>, <Vn>.<Ta>, <Vm>.<Ta>
```

Decode for this encoding

```
if !IsFeatureImplemented(FEAT_AdvSIMD) then EndOfDecode(Decode_UNDEF);
if size == '11' then EndOfDecode(Decode_UNDEF);
constant integer d = UInt(Rd);
constant integer n = UInt(Rn);
constant integer m = UInt(Rm);

constant integer esize = 8 << UInt(size);
constant integer datasize = 64;
constant integer part = UInt(Q);
constant integer elements = datasize DIV esize;
constant boolean round = TRUE;
```

Assembler Symbols

2 Is the second and upper half specifier. If present it causes the operation to be performed on the upper 64 bits of the registers holding the narrower elements, and is encoded in “Q”:

Q	2
0	[absent]
1	[present]

<Vd> Is the name of the SIMD&FP destination register, encoded in the "Rd" field.

<Tb> Is an arrangement specifier, encoded in “size:Q”:

size	Q	<Tb>
00	0	8B
00	1	16B
01	0	4H
01	1	8H
10	0	2S
10	1	4S
11	x	RESERVED

<Vn> Is the name of the first SIMD&FP source register, encoded in the "Rn" field.

<Ta> Is an arrangement specifier, encoded in “size”:

size	<Ta>
00	8H
01	4S
10	2D
11	RESERVED

<Vm> Is the name of the second SIMD&FP source register, encoded in the "Rm" field.

Operation

```
CheckFPAdvSIMDEnabled64();
constant bits(2*datasize) operand1 = V[n, 2*datasize];
constant bits(2*datasize) operand2 = V[m, 2*datasize];
bits(datasize) result;
integer element1;
integer element2;
integer sum;

for e = 0 to elements-1
    element1 = UInt(Elem[operand1, e, 2*esize]);
    element2 = UInt(Elem[operand2, e, 2*esize]);
    sum = element1 - element2;
    sum = RShr(sum, esize, round);
    Elem[result, e, esize] = sum<esize-1:0>;

Vpart[d, part, datasize] = result;
```

Operational information

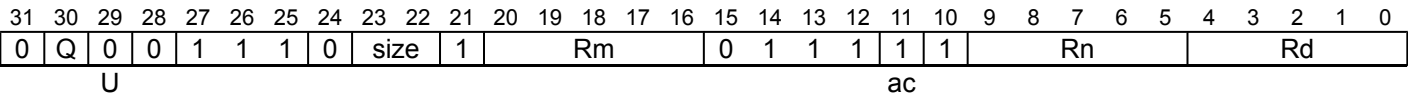
- If PSTATE.DIT is 1:
- The execution time of this instruction is independent of:
 - The values of the data supplied in any of its registers.
 - The values of the NZCV flags.
 - The response of this instruction to asynchronous exceptions does not vary based on:
 - The values of the data supplied in any of its registers.
 - The values of the NZCV flags.

SABA

Signed absolute difference and accumulate

This instruction subtracts the elements of the vector of the second source SIMD&FP register from the corresponding elements of the first source SIMD&FP register, and accumulates the absolute values of the results into the elements of the vector of the destination SIMD&FP register. Depending on the settings in the CPACR_EL1, CPTR_EL2, and CPTR_EL3 registers, and the current Security state and Exception level, an attempt to execute the instruction might be trapped.

Three registers of the same type (FEAT_AdvSIMD)



Encoding

SABA <Vd>.<T>, <Vn>.<T>, <Vm>.<T>

Decode for this encoding

```
if !IsFeatureImplemented(FEAT_AdvSIMD) then EndOfDecode(Decode_UNDEF);
if size == '11' then EndOfDecode(Decode_UNDEF);
constant integer d = UInt(Rd);
constant integer n = UInt(Rn);
constant integer m = UInt(Rm);
constant integer esize = 8 << UInt(size);
constant integer datasize = 64 << UInt(Q);
constant integer elements = datasize DIV esize;
```

Assembler Symbols

<Vd> Is the name of the SIMD&FP destination register, encoded in the "Rd" field.

<T> Is an arrangement specifier, encoded in “size:Q”:

size	Q	<T>
00	0	8B
00	1	16B
01	0	4H
01	1	8H
10	0	2S
10	1	4S
11	x	RESERVED

<Vn> Is the name of the first SIMD&FP source register, encoded in the "Rn" field.

<Vm> Is the name of the second SIMD&FP source register, encoded in the "Rm" field.

Operation

```
CheckFPAdvSIMDEnabled64();
constant bits(datasize) operand1 = V[n, datasize];
constant bits(datasize) operand2 = V[m, datasize];
bits(datasize) result = V[d, datasize];
integer element1;
integer element2;
bits(esize) absdiff;

for e = 0 to elements-1
    element1 = SInt(Elem[operand1, e, esize]);
    element2 = SInt(Elem[operand2, e, esize]);
    absdiff = Abs(element1 - element2)<esize-1:0>;
    Elem[result, e, esize] = Elem[result, e, esize] + absdiff;

V[d, datasize] = result;
```

Operational information

If PSTATE.DIT is 1:

- The execution time of this instruction is independent of:
 - The values of the data supplied in any of its registers.
 - The values of the NZCV flags.
- The response of this instruction to asynchronous exceptions does not vary based on:
 - The values of the data supplied in any of its registers.
 - The values of the NZCV flags.

Internal version only: aarchmrs v2025-03_rel, pseudocode v2025-03_rel ; Build timestamp: 2025-03-21T17:41

Copyright © 2010-2025 Arm Limited or its affiliates. All rights reserved. This document is Non-Confidential.

SABAL, SABAL2

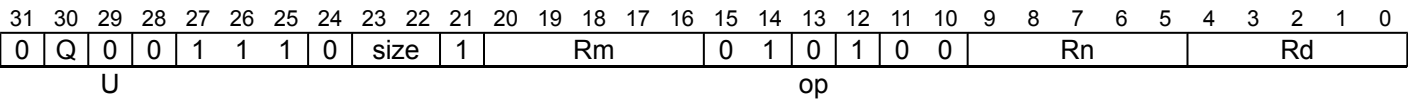
Signed absolute difference and accumulate long

This instruction subtracts the vector elements in the lower or upper half of the second source SIMD&FP register from the corresponding vector elements of the first source SIMD&FP register, and accumulates the absolute values of the results into the vector elements of the destination SIMD&FP register. The destination vector elements are twice as long as the source vector elements.

The SABAL instruction extracts each source vector from the lower half of each source register. The SABAL2 instruction extracts each source vector from the upper half of each source register.

Depending on the settings in the CPACR_EL1, CPTR_EL2, and CPTR_EL3 registers, and the current Security state and Exception level, an attempt to execute the instruction might be trapped.

Three registers, not all the same type
(FEAT_AdvSIMD)



Encoding

SABAL{2} <Vd>.<Ta>, <Vn>.<Tb>, <Vm>.<Tb>

Decode for this encoding

```
if !IsFeatureImplemented(FEAT_AdvSIMD) then EndOfDecode(Decode_UNDEF);
if size == '11' then EndOfDecode(Decode_UNDEF);
constant integer d = UInt(Rd);
constant integer n = UInt(Rn);
constant integer m = UInt(Rm);

constant integer esize = 8 << UInt(size);
constant integer datasize = 64;
constant integer part = UInt(Q);
constant integer elements = datasize DIV esize;
```

Assembler Symbols

2 Is the second and upper half specifier. If present it causes the operation to be performed on the upper 64 bits of the registers holding the narrower elements, and is encoded in “Q”:

Q	2
0	[absent]
1	[present]

<Vd> Is the name of the SIMD&FP destination register, encoded in the "Rd" field.

<Ta> Is an arrangement specifier, encoded in “size”:

size	<Ta>
00	8H
01	4S
10	2D
11	RESERVED

<Vn> Is the name of the first SIMD&FP source register, encoded in the "Rn" field.

<Tb> Is an arrangement specifier, encoded in “size:Q”:

size	Q	<Tb>
00	0	8B
00	1	16B
01	0	4H
01	1	8H
10	0	2S
10	1	4S
11	x	RESERVED

<Vm> Is the name of the second SIMD&FP source register, encoded in the "Rm" field.

Operation

```

CheckFPAdvSIMDEnabled64();
constant bits(datasize) operand1 = Vpart[n, part, datasize];
constant bits(datasize) operand2 = Vpart[m, part, datasize];
bits(2*datasize) result = V[d, 2*datasize];
integer element1;
integer element2;
bits(2*esize) absdiff;

for e = 0 to elements-1
    element1 = SInt(Elem[operand1, e, esize]);
    element2 = SInt(Elem[operand2, e, esize]);
    absdiff = Abs(element1-element2)<2*esize-1:0>;
    Elem[result, e, 2*esize] = Elem[result, e, 2*esize] + absdiff;
V[d, 2*datasize] = result;

```

Operational information

If PSTATE.DIT is 1:

- The execution time of this instruction is independent of:
 - The values of the data supplied in any of its registers.
 - The values of the NZCV flags.
- The response of this instruction to asynchronous exceptions does not vary based on:
 - The values of the data supplied in any of its registers.
 - The values of the NZCV flags.

Internal version only: aarchmrs v2025-03_rel, pseudocode v2025-03_rel ; Build timestamp: 2025-03-21T17:41

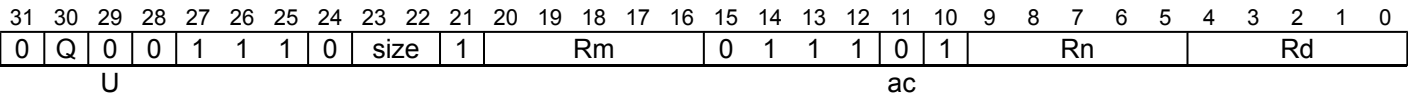
Copyright © 2010-2025 Arm Limited or its affiliates. All rights reserved. This document is Non-Confidential.

SABD

Signed absolute difference

This instruction subtracts the elements of the vector of the second source SIMD&FP register from the corresponding elements of the first source SIMD&FP register, places the absolute values of the results into a vector, and writes the vector to the destination SIMD&FP register. Depending on the settings in the CPACR_EL1, CPTR_EL2, and CPTR_EL3 registers, and the current Security state and Exception level, an attempt to execute the instruction might be trapped.

Three registers of the same type (FEAT_AdvSIMD)



Encoding

SABD <Vd>.<T>, <Vn>.<T>, <Vm>.<T>

Decode for this encoding

```
if !IsFeatureImplemented(FEAT_AdvSIMD) then EndOfDecode(Decode_UNDEF);
if size == '11' then EndOfDecode(Decode_UNDEF);
constant integer d = UInt(Rd);
constant integer n = UInt(Rn);
constant integer m = UInt(Rm);
constant integer esize = 8 << UInt(size);
constant integer datasize = 64 << UInt(Q);
constant integer elements = datasize DIV esize;
```

Assembler Symbols

<Vd> Is the name of the SIMD&FP destination register, encoded in the "Rd" field.

<T> Is an arrangement specifier, encoded in “size:Q”:

size	Q	<T>
00	0	8B
00	1	16B
01	0	4H
01	1	8H
10	0	2S
10	1	4S
11	x	RESERVED

<Vn> Is the name of the first SIMD&FP source register, encoded in the "Rn" field.

<Vm> Is the name of the second SIMD&FP source register, encoded in the "Rm" field.

Operation

```
CheckFPAdvSIMDEnabled64();
constant bits(datasize) operand1 = V[n, datasize];
constant bits(datasize) operand2 = V[m, datasize];
bits(datasize) result = Zeros(datasize);
integer element1;
integer element2;
bits(esize) absdiff;

for e = 0 to elements-1
    element1 = SInt(Elem[operand1, e, esize]);
    element2 = SInt(Elem[operand2, e, esize]);
    absdiff = Abs(element1 - element2)<esize-1:0>;
    Elem[result, e, esize] = Elem[result, e, esize] + absdiff;

V[d, datasize] = result;
```

Operational information

If PSTATE.DIT is 1:

- The execution time of this instruction is independent of:
 - The values of the data supplied in any of its registers.
 - The values of the NZCV flags.
- The response of this instruction to asynchronous exceptions does not vary based on:
 - The values of the data supplied in any of its registers.
 - The values of the NZCV flags.

Internal version only: aarchmrs v2025-03_rel, pseudocode v2025-03_rel ; Build timestamp: 2025-03-21T17:41

Copyright © 2010-2025 Arm Limited or its affiliates. All rights reserved. This document is Non-Confidential.

SABDL, SABDL2

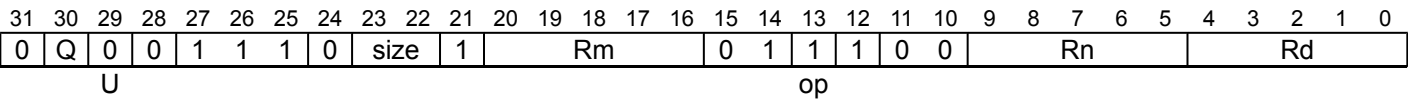
Signed absolute difference long

This instruction subtracts the vector elements in the lower or upper half of the second source SIMD&FP register from the corresponding vector elements of the first source SIMD&FP register, places the absolute value of the results into a vector, and writes the vector to the destination SIMD&FP register. The destination vector elements are twice as long as the source vector elements.

The SABDL instruction extracts each source vector from the lower half of each source register. The SABDL2 instruction extracts each source vector from the upper half of each source register.

Depending on the settings in the CPACR_EL1, CPTR_EL2, and CPTR_EL3 registers, and the current Security state and Exception level, an attempt to execute the instruction might be trapped.

Three registers, not all the same type
(FEAT_AdvSIMD)



Encoding

SABDL{2} <Vd>.<Ta>, <Vn>.<Tb>, <Vm>.<Tb>

Decode for this encoding

```
if !IsFeatureImplemented(FEAT_AdvSIMD) then EndOfDecode(Decode_UNDEF);
if size == '11' then EndOfDecode(Decode_UNDEF);
constant integer d = UInt(Rd);
constant integer n = UInt(Rn);
constant integer m = UInt(Rm);

constant integer esize = 8 << UInt(size);
constant integer datasize = 64;
constant integer part = UInt(Q);
constant integer elements = datasize DIV esize;
```

Assembler Symbols

2 Is the second and upper half specifier. If present it causes the operation to be performed on the upper 64 bits of the registers holding the narrower elements, and is encoded in “Q”:

Q	2
0	[absent]
1	[present]

<Vd> Is the name of the SIMD&FP destination register, encoded in the "Rd" field.

<Ta> Is an arrangement specifier, encoded in “size”:

size	<Ta>
00	8H
01	4S
10	2D
11	RESERVED

<Vn> Is the name of the first SIMD&FP source register, encoded in the "Rn" field.

<Tb> Is an arrangement specifier, encoded in “size:Q”:

size	Q	<Tb>
00	0	8B
00	1	16B
01	0	4H
01	1	8H
10	0	2S
10	1	4S
11	x	RESERVED

<Vm> Is the name of the second SIMD&FP source register, encoded in the "Rm" field.

Operation

```

CheckFPAdvSIMDEnabled64();
constant bits(datasize) operand1 = Vpart[n, part, datasize];
constant bits(datasize) operand2 = Vpart[m, part, datasize];
bits(2*datasize) result = Zeros(2*datasize);
integer element1;
integer element2;
bits(2*esize) absdiff;

for e = 0 to elements-1
    element1 = SInt(Elem[operand1, e, esize]);
    element2 = SInt(Elem[operand2, e, esize]);
    absdiff = Abs(element1-element2)<2*esize-1:0>;
    Elem[result, e, 2*esize] = Elem[result, e, 2*esize] + absdiff;
V[d, 2*datasize] = result;

```

Operational information

If PSTATE.DIT is 1:

- The execution time of this instruction is independent of:
 - The values of the data supplied in any of its registers.
 - The values of the NZCV flags.
- The response of this instruction to asynchronous exceptions does not vary based on:
 - The values of the data supplied in any of its registers.
 - The values of the NZCV flags.

Internal version only: aarchmrs v2025-03_rel, pseudocode v2025-03_rel ; Build timestamp: 2025-03-21T17:41

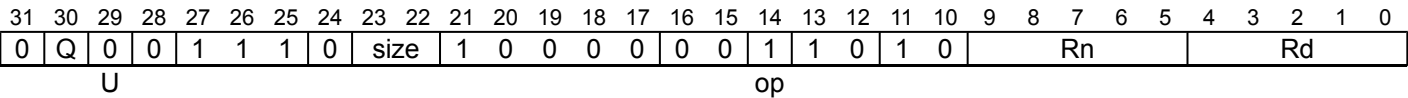
Copyright © 2010-2025 Arm Limited or its affiliates. All rights reserved. This document is Non-Confidential.

SADALP

Signed add and accumulate long pairwise

This instruction adds pairs of adjacent signed integer values from the vector in the source SIMD&FP register and accumulates the results into the vector elements of the destination SIMD&FP register. The destination vector elements are twice as long as the source vector elements. Depending on the settings in the CPACR_EL1, CPTR_EL2, and CPTR_EL3 registers, and the current Security state and Exception level, an attempt to execute the instruction might be trapped.

Vector
(FEAT_AdvSIMD)



Encoding

SADALP <Vd>.<Ta>, <Vn>.<Tb>

Decode for this encoding

```
if !IsFeatureImplemented(FEAT_AdvSIMD) then EndOfDecode(Decode_UNDEF);
if size == '11' then EndOfDecode(Decode_UNDEF);
constant integer d = UInt(Rd);
constant integer n = UInt(Rn);

constant integer esize = 8 << UInt(size);
constant integer datasize = 64 << UInt(Q);
constant integer elements = datasize DIV (2 * esize);
```

Assembler Symbols

<Vd> Is the name of the SIMD&FP destination register, encoded in the "Rd" field.

<Ta> Is an arrangement specifier, encoded in “size:Q”:

size	Q	<Ta>
00	0	4H
00	1	8H
01	0	2S
01	1	4S
10	0	1D
10	1	2D
11	x	RESERVED

<Vn> Is the name of the SIMD&FP source register, encoded in the "Rn" field.

<Tb> Is an arrangement specifier, encoded in “size:Q”:

size	Q	<Tb>
00	0	8B
00	1	16B
01	0	4H
01	1	8H
10	0	2S
10	1	4S
11	x	RESERVED

Operation

```
CheckFPAdvSIMDEnabled64();
constant bits(datasize) operand = V[n, datasize];
bits(datasize) result = V[d, datasize];

bits(2*esize) sum;
integer op1;
integer op2;

for e = 0 to elements-1
    op1 = SInt(Elem[operand, 2*e+0, esize]);
    op2 = SInt(Elem[operand, 2*e+1, esize]);
    sum = (op1+op2)<2*esize-1:0>;
    Elem[result, e, 2*esize] = Elem[result, e, 2*esize] + sum;

V[d, datasize] = result;
```

Operational information

If PSTATE.DIT is 1:

- The execution time of this instruction is independent of:
 - The values of the data supplied in any of its registers.
 - The values of the NZCV flags.
- The response of this instruction to asynchronous exceptions does not vary based on:
 - The values of the data supplied in any of its registers.
 - The values of the NZCV flags.

Internal version only: aarchmrs v2025-03_rel, pseudocode v2025-03_rel ; Build timestamp: 2025-03-21T17:41

Copyright © 2010-2025 Arm Limited or its affiliates. All rights reserved. This document is Non-Confidential.

SADDL, SADDL2

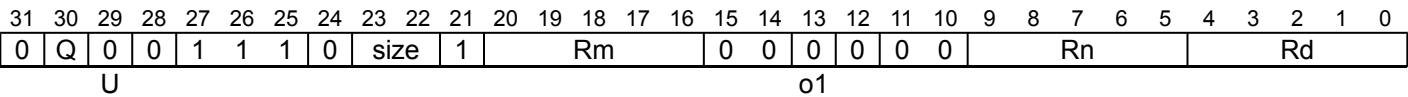
Signed add long (vector)

This instruction adds each vector element in the lower or upper half of the first source SIMD&FP register to the corresponding vector element of the second source SIMD&FP register, places the results into a vector, and writes the vector to the destination SIMD&FP register. The destination vector elements are twice as long as the source vector elements. All the values in this instruction are signed integer values.

The SADDL instruction extracts each source vector from the lower half of each source register. The SADDL2 instruction extracts each source vector from the upper half of each source register.

Depending on the settings in the CPACR_EL1, CPTR_EL2, and CPTR_EL3 registers, and the current Security state and Exception level, an attempt to execute the instruction might be trapped.

Three registers, not all the same type (FEAT_AdvSIMD)



Encoding

SADDL{2} <Vd>.<Ta>, <Vn>.<Tb>, <Vm>.<Tb>

Decode for this encoding

```
if !IsFeatureImplemented(FEAT_AdvSIMD) then EndOfDecode(Decode_UNDEF);
if size == '11' then EndOfDecode(Decode_UNDEF);
constant integer d = UInt(Rd);
constant integer n = UInt(Rn);
constant integer m = UInt(Rm);

constant integer esize = 8 << UInt(size);
constant integer datasize = 64;
constant integer part = UInt(Q);
constant integer elements = datasize DIV esize;
```

Assembler Symbols

2 Is the second and upper half specifier. If present it causes the operation to be performed on the upper 64 bits of the registers holding the narrower elements, and is encoded in “Q”:

Q	2
0	[absent]
1	[present]

<Vd> Is the name of the SIMD&FP destination register, encoded in the "Rd" field.

<Ta> Is an arrangement specifier, encoded in “size”:

size	<Ta>
00	8H
01	4S
10	2D
11	RESERVED

<Vn> Is the name of the first SIMD&FP source register, encoded in the "Rn" field.

<Tb> Is an arrangement specifier, encoded in “size:Q”:

size	Q	<Tb>
00	0	8B
00	1	16B
01	0	4H
01	1	8H
10	0	2S
10	1	4S
11	x	RESERVED

<Vm> Is the name of the second SIMD&FP source register, encoded in the "Rm" field.

Operation

```

CheckFPAdvSIMDEnabled64();
constant bits(datasize) operand1 = Vpart[n, part, datasize];
constant bits(datasize) operand2 = Vpart[m, part, datasize];
bits(2*datasize) result;
integer element1;
integer element2;
integer sum;

for e = 0 to elements-1
    element1 = SInt(Elem[operand1, e, esize]);
    element2 = SInt(Elem[operand2, e, esize]);
    sum = element1 + element2;
    Elem[result, e, 2*esize] = sum<2*esize-1:0>;

V[d, 2*datasize] = result;

```

Operational information

If PSTATE.DIT is 1:

- The execution time of this instruction is independent of:
 - The values of the data supplied in any of its registers.
 - The values of the NZCV flags.
- The response of this instruction to asynchronous exceptions does not vary based on:
 - The values of the data supplied in any of its registers.
 - The values of the NZCV flags.

Internal version only: aarchmrs v2025-03_rel, pseudocode v2025-03_rel ; Build timestamp: 2025-03-21T17:41

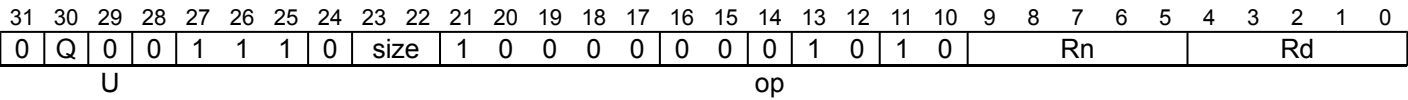
Copyright © 2010-2025 Arm Limited or its affiliates. All rights reserved. This document is Non-Confidential.

SADDLP

Signed add long pairwise

This instruction adds pairs of adjacent signed integer values from the vector in the source SIMD&FP register, places the result into a vector, and writes the vector to the destination SIMD&FP register. The destination vector elements are twice as long as the source vector elements. Depending on the settings in the CPACR_EL1, CPTR_EL2, and CPTR_EL3 registers, and the current Security state and Exception level, an attempt to execute the instruction might be trapped.

Vector
(FEAT_AdvSIMD)



Encoding

```
SADDLP <Vd>.<Ta>, <Vn>.<Tb>
```

Decode for this encoding

```
if !IsFeatureImplemented(FEAT_AdvSIMD) then EndOfDecode(Decode_UNDEF);
if size == '11' then EndOfDecode(Decode_UNDEF);
constant integer d = UInt(Rd);
constant integer n = UInt(Rn);

constant integer esize = 8 << UInt(size);
constant integer datasize = 64 << UInt(Q);
constant integer elements = datasize DIV (2 * esize);
```

Assembler Symbols

<Vd> Is the name of the SIMD&FP destination register, encoded in the "Rd" field.

<Ta> Is an arrangement specifier, encoded in “size:Q”:

size	Q	<Ta>
00	0	4H
00	1	8H
01	0	2S
01	1	4S
10	0	1D
10	1	2D
11	x	RESERVED

<Vn> Is the name of the SIMD&FP source register, encoded in the "Rn" field.

<Tb> Is an arrangement specifier, encoded in “size:Q”:

size	Q	<Tb>
00	0	8B
00	1	16B
01	0	4H
01	1	8H
10	0	2S
10	1	4S
11	x	RESERVED

Operation

```
CheckFPAdvSIMDEnabled64();
constant bits(datasize) operand = V[n, datasize];
bits(datasize) result;

bits(2*esize) sum;
integer op1;
integer op2;

for e = 0 to elements-1
    op1 = SInt(Elem[operand, 2*e+0, esize]);
    op2 = SInt(Elem[operand, 2*e+1, esize]);
    sum = (op1+op2)<2*esize-1:0>;
    Elem[result, e, 2*esize] = sum;

V[d, datasize] = result;
```

Operational information

If PSTATE.DIT is 1:

- The execution time of this instruction is independent of:
 - The values of the data supplied in any of its registers.
 - The values of the NZCV flags.
- The response of this instruction to asynchronous exceptions does not vary based on:
 - The values of the data supplied in any of its registers.
 - The values of the NZCV flags.

Internal version only: aarchmrs v2025-03_rel, pseudocode v2025-03_rel ; Build timestamp: 2025-03-21T17:41

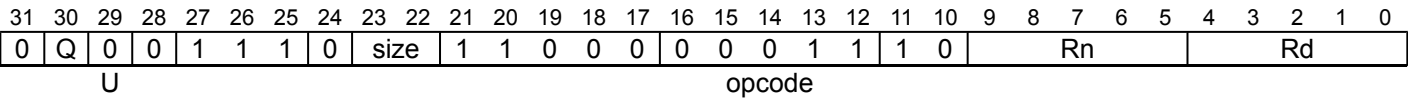
Copyright © 2010-2025 Arm Limited or its affiliates. All rights reserved. This document is Non-Confidential.

SADDLV

Signed add long across vector

This instruction adds every vector element in the source SIMD&FP register together, and writes the scalar result to the destination SIMD&FP register. The destination scalar is twice as long as the source vector elements. All the values in this instruction are signed integer values. Depending on the settings in the CPACR_EL1, CPTR_EL2, and CPTR_EL3 registers, and the current Security state and Exception level, an attempt to execute the instruction might be trapped.

Advanced SIMD
(FEAT_AdvSIMD)



Encoding

SADDLV <V><d>, <Vn>.<T>

Decode for this encoding

```
if !IsFeatureImplemented(FEAT_AdvSIMD) then EndOfDecode(Decode_UNDEF);
if size:Q == '100' then EndOfDecode(Decode_UNDEF);
if size == '11' then EndOfDecode(Decode_UNDEF);

constant integer d = UInt(Rd);
constant integer n = UInt(Rn);

constant integer esize = 8 << UInt(size);
constant integer datasize = 64 << UInt(Q);
constant integer elements = datasize DIV esize;

constant boolean unsigned = FALSE;
```

Assembler Symbols

<V> Is the destination width specifier, encoded in “size”:

size	<V>
00	H
01	S
10	D
11	RESERVED

<d> Is the number of the SIMD&FP destination register, encoded in the "Rd" field.

<Vn> Is the name of the SIMD&FP source register, encoded in the "Rn" field.

<T> Is an arrangement specifier, encoded in “size:Q”:

size	Q	<T>
00	0	8B
00	1	16B
01	0	4H
01	1	8H
10	0	RESERVED
10	1	4S
11	x	RESERVED

Operation

```
CheckFPAdvSIMDEnabled64();  
constant bits(datasize) operand = V[n, datasize];  
integer sum = Int(Elem[operand, 0, esize], unsigned);  
  
for e = 1 to elements-1  
    sum = sum + Int(Elem[operand, e, esize], unsigned);  
  
V[d, 2*esize] = sum<2*esize-1:0>;
```

Operational information

If PSTATE.DIT is 1:

- The execution time of this instruction is independent of:
 - The values of the data supplied in any of its registers.
 - The values of the NZCV flags.
- The response of this instruction to asynchronous exceptions does not vary based on:
 - The values of the data supplied in any of its registers.
 - The values of the NZCV flags.

Internal version only: aarchmrs v2025-03_rel, pseudocode v2025-03_rel ; Build timestamp: 2025-03-21T17:41

Copyright © 2010-2025 Arm Limited or its affiliates. All rights reserved. This document is Non-Confidential.

SADDW, SADDW2

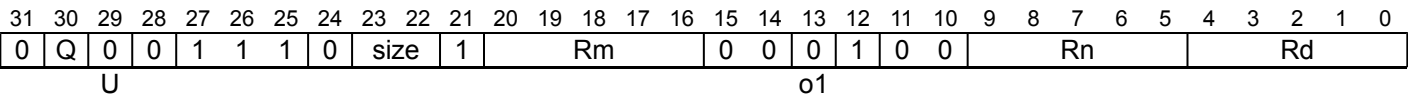
Signed add wide

This instruction adds vector elements of the first source SIMD&FP register to the corresponding vector elements in the lower or upper half of the second source SIMD&FP register, places the results in a vector, and writes the vector to the SIMD&FP destination register.

The SADDW instruction extracts the second source vector from the lower half of the second source register. The SADDW2 instruction extracts the second source vector from the upper half of the second source register.

Depending on the settings in the CPACR_EL1, CPTR_EL2, and CPTR_EL3 registers, and the current Security state and Exception level, an attempt to execute the instruction might be trapped.

Three registers, not all the same type
(FEAT_AdvSIMD)



Encoding

```
SADDW{2} <Vd>.<Ta>, <Vn>.<Ta>, <Vm>.<Tb>
```

Decode for this encoding

```
if !IsFeatureImplemented(FEAT_AdvSIMD) then EndOfDecode(Decode_UNDEF);
if size == '11' then EndOfDecode(Decode_UNDEF);
constant integer d = UInt(Rd);
constant integer n = UInt(Rn);
constant integer m = UInt(Rm);

constant integer esize = 8 << UInt(size);
constant integer datasize = 64;
constant integer part = UInt(Q);
constant integer elements = datasize DIV esize;
```

Assembler Symbols

2 Is the second and upper half specifier. If present it causes the operation to be performed on the upper 64 bits of the registers holding the narrower elements, and is encoded in “Q”:

Q	2
0	[absent]
1	[present]

<Vd> Is the name of the SIMD&FP destination register, encoded in the "Rd" field.

<Ta> Is an arrangement specifier, encoded in “size”:

size	<Ta>
00	8H
01	4S
10	2D
11	RESERVED

<Vn> Is the name of the first SIMD&FP source register, encoded in the "Rn" field.

<Vm> Is the name of the second SIMD&FP source register, encoded in the "Rm" field.

<Tb> Is an arrangement specifier, encoded in “size:Q”:

size	Q	<Tb>
00	0	8B
00	1	16B
01	0	4H
01	1	8H
10	0	2S
10	1	4S
11	x	RESERVED

Operation

```

CheckFPAdvSIMDEnabled64();
constant bits(2*datasize) operand1 = V[n, 2*datasize];
constant bits(datasize) operand2 = Vpart[m, part, datasize];
bits(2*datasize) result;
integer element1;
integer element2;
integer sum;

for e = 0 to elements-1
    element1 = SInt(Elem[operand1, e, 2*esize]);
    element2 = SInt(Elem[operand2, e, esize]);
    sum = element1 + element2;
    Elem[result, e, 2*esize] = sum<2*esize-1:0>;

V[d, 2*datasize] = result;

```

Operational information

If PSTATE.DIT is 1:

- The execution time of this instruction is independent of:
 - The values of the data supplied in any of its registers.
 - The values of the NZCV flags.
- The response of this instruction to asynchronous exceptions does not vary based on:
 - The values of the data supplied in any of its registers.
 - The values of the NZCV flags.

Internal version only: aarchmrs v2025-03_rel, pseudocode v2025-03_rel ; Build timestamp: 2025-03-21T17:41

Copyright © 2010-2025 Arm Limited or its affiliates. All rights reserved. This document is Non-Confidential.

SCVTF (scalar SIMD&FP)

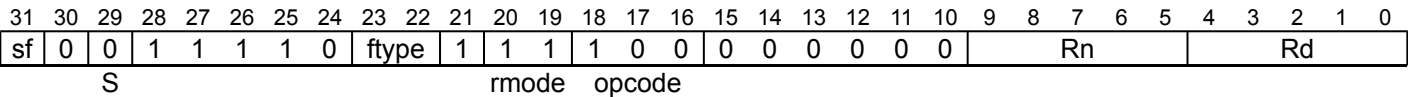
Signed integer convert to floating-point (scalar SIMD&FP)

This instruction converts the signed integer value in the SIMD&FP source register to a floating-point value using the rounding mode that is specified by the FPCR, and writes the result to the SIMD&FP destination register.

This instruction can generate a floating-point exception. Depending on the settings in FPCR, the exception results in either a flag being set in FPSR or a synchronous exception being generated. For more information, see [Floating-point exceptions and exception traps](#).

Depending on the settings in the CPACR_EL1, CPTR_EL2, and CPTR_EL3 registers, and the current Security state and Exception level, an attempt to execute the instruction might be trapped.

Integer (FEAT_FPRCVT)



Encoding for the 32-bit to half-precision variant

Applies when (sf == 0 && ftype == 11)

```
SCVTF <Hd>, <Sn>
```

Encoding for the 32-bit to double-precision variant

Applies when (sf == 0 && ftype == 01)

```
SCVTF <Dd>, <Sn>
```

Encoding for the 64-bit to half-precision variant

Applies when (sf == 1 && ftype == 11)

```
SCVTF <Hd>, <Dn>
```

Encoding for the 64-bit to single-precision variant

Applies when (sf == 1 && ftype == 00)

```
SCVTF <Sd>, <Dn>
```

Decode for all variants of this encoding

```
if !IsFeatureImplemented(FEAT_FPRCVT) then EndOfDecode(Decode_UNDEF);
constant integer d = UInt(Rd);
constant integer n = UInt(Rn);

constant integer intsize = 32 << UInt(sf);
constant integer fltsize = 8 << UInt(ftype EOR '10');
constant FPRounding rounding = FPRoundingMode(FPCR);
```

Assembler Symbols

- <Hd> Is the 16-bit name of the SIMD&FP destination register, encoded in the "Rd" field.
- <Sn> Is the 32-bit name of the SIMD&FP source register, encoded in the "Rn" field.
- <Dd> Is the 64-bit name of the SIMD&FP destination register, encoded in the "Rd" field.
- <Dn> Is the 64-bit name of the SIMD&FP source register, encoded in the "Rn" field.

<Sd> Is the 32-bit name of the SIMD&FP destination register, encoded in the "Rd" field.

Operation

```
CheckFPEnabled64();  
  
bits(fltsize) fltval;  
bits(intsize) intval;  
constant boolean merge = IsMerging(FPCR);  
bits(128) result = if merge then V[d, 128] else Zeros(128);  
  
intval = V[n, intsize];  
fltval = FixedToFP(intval, 0, FALSE, FPCR, rounding, fltsize);  
Elem[result, 0, fltsize] = fltval;  
  
V[d, 128] = result;
```

Internal version only: aarchmrs v2025-03_rel, pseudocode v2025-03_rel ; Build timestamp: 2025-03-21T17:41

Copyright © 2010-2025 Arm Limited or its affiliates. All rights reserved. This document is Non-Confidential.

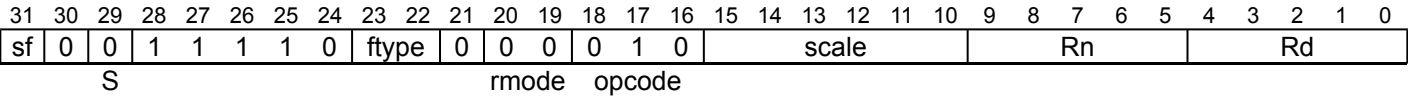
SCVTF (scalar, fixed-point)

Signed fixed-point convert to floating-point (scalar)

This instruction converts the signed value in the 32-bit or 64-bit general-purpose source register to a floating-point value using the rounding mode that is specified by the FPCR, and writes the result to the SIMD&FP destination register.

This instruction can generate a floating-point exception. Depending on the settings in FPCR, the exception results in either a flag being set in FPSR or a synchronous exception being generated. For more information, see [Floating-point exceptions and exception traps](#).

Depending on the settings in the CPACR_EL1, CPTR_EL2, and CPTR_EL3 registers, and the current Security state and Exception level, an attempt to execute the instruction might be trapped.



Encoding for the 32-bit to half-precision variant (FEAT_FP16)

Applies when (sf == 0 && ftype == 11)

```
SCVTF <Hd>, <Wn>, #<fbits>
```

Encoding for the 64-bit to half-precision variant (FEAT_FP16)

Applies when (sf == 1 && ftype == 11)

```
SCVTF <Hd>, <Xn>, #<fbits>
```

Encoding for the 32-bit to single-precision variant (FEAT_FP)

Applies when (sf == 0 && ftype == 00)

```
SCVTF <Sd>, <Wn>, #<fbits>
```

Encoding for the 64-bit to single-precision variant (FEAT_FP)

Applies when (sf == 1 && ftype == 00)

```
SCVTF <Sd>, <Xn>, #<fbits>
```

Encoding for the 32-bit to double-precision variant (FEAT_FP)

Applies when (sf == 0 && ftype == 01)

```
SCVTF <Dd>, <Wn>, #<fbits>
```

Encoding for the 64-bit to double-precision variant (FEAT_FP)

Applies when (sf == 1 && ftype == 01)

```
SCVTF <Dd>, <Xn>, #<fbits>
```

Decode for all variants of this encoding

```
if !IsFeatureImplemented(FEAT_FP) then EndOfDecode(Decode_UNDEF);
if ftype == '10' then EndOfDecode(Decode_UNDEF);
if ftype == '11' && !IsFeatureImplemented(FEAT_FP16) then EndOfDecode(Decode_UNDEF);
if sf == '0' && scale<5> == '0' then EndOfDecode(Decode_UNDEF);

constant integer d = UInt(Rd);
constant integer n = UInt(Rn);

constant integer intsize = 32 << UInt(sf);
constant integer decode_fltsize = 8 << UInt(ftype EOR '10');

constant integer fracbits = 64 - UInt(scale);

constant boolean unsigned = FALSE;
```

Assembler Symbols

<Hd> Is the 16-bit name of the SIMD&FP destination register, encoded in the "Rd" field.

<Wn>	Is the 32-bit name of the general-purpose source register, encoded in the "Rn" field.
<fbits>	For the "32-bit to double-precision", "32-bit to half-precision", and "32-bit to single-precision" variants: is the number of bits after the binary point in the fixed-point source, in the range 1 to 32, encoded as 64 minus "scale". For the "64-bit to double-precision", "64-bit to half-precision", and "64-bit to single-precision" variants: is the number of bits after the binary point in the fixed-point source, in the range 1 to 64, encoded as 64 minus "scale".
<Xn>	Is the 64-bit name of the general-purpose source register, encoded in the "Rn" field.
<Sd>	Is the 32-bit name of the SIMD&FP destination register, encoded in the "Rd" field.
<Dd>	Is the 64-bit name of the SIMD&FP destination register, encoded in the "Rd" field.

Operation

```

CheckFPEEnabled64() ;

constant boolean merge = IsMerging(FPCR);
constant integer fltsize = if merge then 128 else decode_fltsize;
bits(fltsize) fltval = if merge then V[d, fltsize] else Zeros(fltsize);
constant bits(intsize) intval = X[n, intsize];
constant FPRounding rounding = FPRoundingMode(FPCR);

Elem[fltval, 0, decode_fltsize] = FixedToFP(intval, fracbits, unsigned,
                                           FPCR, rounding, decode_fltsize);

V[d, fltsize] = fltval;

```

Internal version only: aarchmrs v2025-03_rel, pseudocode v2025-03_rel ; Build timestamp: 2025-03-21T17:41

Copyright © 2010-2025 Arm Limited or its affiliates. All rights reserved. This document is Non-Confidential.

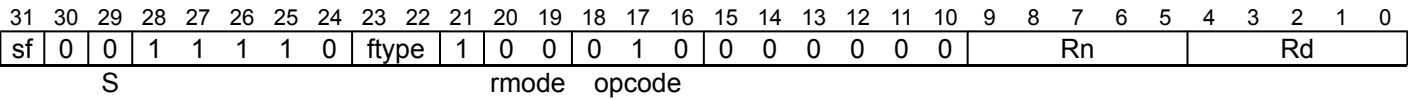
SCVTF (scalar, integer)

Signed integer convert to floating-point (scalar)

This instruction converts the signed integer value in the general-purpose source register to a floating-point value using the rounding mode that is specified by the FPCR, and writes the result to the SIMD&FP destination register.

This instruction can generate a floating-point exception. Depending on the settings in FPCR, the exception results in either a flag being set in FPSR or a synchronous exception being generated. For more information, see [Floating-point exceptions and exception traps](#).

Depending on the settings in the CPACR_EL1, CPTR_EL2, and CPTR_EL3 registers, and the current Security state and Exception level, an attempt to execute the instruction might be trapped.



Encoding for the 32-bit to half-precision variant (FEAT_FP16)

Applies when (sf == 0 && ftype == 11)

SCVTF <Hd>, <Wn>

Encoding for the 32-bit to single-precision variant (FEAT_FP)

Applies when (sf == 0 && ftype == 00)

SCVTF <Sd>, <Wn>

Encoding for the 32-bit to double-precision variant (FEAT_FP)

Applies when (sf == 0 && ftype == 01)

SCVTF <Dd>, <Wn>

Encoding for the 64-bit to half-precision variant (FEAT_FP16)

Applies when (sf == 1 && ftype == 11)

SCVTF <Hd>, <Xn>

Encoding for the 64-bit to single-precision variant (FEAT_FP)

Applies when (sf == 1 && ftype == 00)

SCVTF <Sd>, <Xn>

Encoding for the 64-bit to double-precision variant (FEAT_FP)

Applies when (sf == 1 && ftype == 01)

SCVTF <Dd>, <Xn>

Decode for all variants of this encoding

```
if !IsFeatureImplemented(FEAT_FP) then EndOfDecode(Decode_UNDEF);
if ftype == '10' then EndOfDecode(Decode_UNDEF);
if ftype == '11' && !IsFeatureImplemented(FEAT_FP16) then EndOfDecode(Decode_UNDEF);

constant integer d = UInt(Rd);
constant integer n = UInt(Rn);

constant integer intsize = 32 << UInt(sf);
constant integer decode_fltsize = 8 << UInt(ftype EOR '10');
constant boolean unsigned = FALSE;
```

Assembler Symbols

<Hd>	Is the 16-bit name of the SIMD&FP destination register, encoded in the "Rd" field.
<Wn>	Is the 32-bit name of the general-purpose source register, encoded in the "Rn" field.
<Sd>	Is the 32-bit name of the SIMD&FP destination register, encoded in the "Rd" field.
<Dd>	Is the 64-bit name of the SIMD&FP destination register, encoded in the "Rd" field.

<Xn> Is the 64-bit name of the general-purpose source register, encoded in the "Rn" field.

Operation

```
CheckFPEnabled64();

constant integer fltsize = if IsMerging(FPCR) then 128 else decode_fltsize;

constant bits(intsize) intval = X[n, intsize];
constant FPRounding rounding = FPRoundingMode(FPCR);
constant integer fracbits = 0;
bits(fltsize) fltval = if IsMerging(FPCR) then V[d, fltsize] else Zeros(fltsize);
Elem[fltval, 0, decode_fltsize] = FixedToFP(intval, fracbits, unsigned,
                                             FPCR, rounding, decode_fltsize);

V[d, fltsize] = fltval;
```

Internal version only: aarchmrs v2025-03_rel, pseudocode v2025-03_rel ; Build timestamp: 2025-03-21T17:41

Copyright © 2010-2025 Arm Limited or its affiliates. All rights reserved. This document is Non-Confidential.

SCVTF (vector, fixed-point)

Signed fixed-point convert to floating-point (vector)

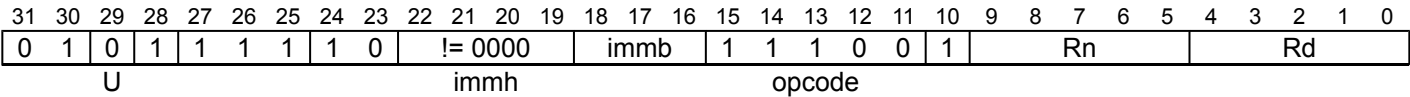
This instruction converts each element in a vector from fixed-point to floating-point using the rounding mode that is specified by the FPCR, and writes the result to the SIMD&FP destination register.

This instruction can generate a floating-point exception. Depending on the settings in FPCR, the exception results in either a flag being set in FPSR or a synchronous exception being generated. For more information, see [Floating-point exceptions and exception traps](#).

Depending on the settings in the CPACR_EL1, CPTR_EL2, and CPTR_EL3 registers, and the current Security state and Exception level, an attempt to execute the instruction might be trapped.

It has encodings from 2 classes: [Scalar](#) and [Vector](#)

Scalar (FEAT_AdvSIMD)



Encoding

SCVTF <V><d>, <V><n>, #<fbits>

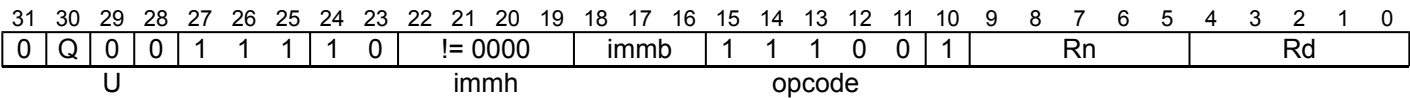
Decode for this encoding

```
if !IsFeatureImplemented(FEAT_AdvSIMD) then EndOfDecode(Decode_UNDEF);
if immh IN {'000x'} || (immh IN {'001x'} && !IsFeatureImplemented(FEAT_FP16)) then
    EndOfDecode(Decode_UNDEF);

constant integer d = UInt(Rd);
constant integer n = UInt(Rn);
constant integer esize = if immh IN {'1xxx'} then 64 else if immh IN {'01xx'} then 32 else 16;
constant integer datasize = esize;
constant integer elements = 1;

constant integer fracbits = (esize * 2) - UInt(immh:immb);
constant boolean unsigned = FALSE;
```

Vector (FEAT_AdvSIMD)



Encoding

SCVTF <Vd>.<T>, <Vn>.<T>, #<fbits>

Decode for this encoding

```
if !IsFeatureImplemented(FEAT_AdvSIMD) then EndOfDecode(Decode_UNDEF);
if immh == '0000' then SEE(asimdimm);
if immh IN {'000x'} || (immh IN {'001x'} && !IsFeatureImplemented(FEAT_FP16)) then
    EndOfDecode(Decode_UNDEF);
if immh<3>:Q == '10' then EndOfDecode(Decode_UNDEF);

constant integer d = UInt(Rd);
constant integer n = UInt(Rn);
constant integer esize = if immh IN {'1xxx'} then 64 else if immh IN {'01xx'} then 32 else 16;
constant integer datasize = 64 << UInt(Q);
constant integer elements = datasize DIV esize;

constant integer fracbits = (esize * 2) - UInt(immh:immb);
constant boolean unsigned = FALSE;
```

Assembler Symbols

<V> Is a width specifier, encoded in “immh”:

immh	<V>
0001	RESERVED
001x	H
01xx	S
1xxx	D

<d> Is the number of the SIMD&FP destination register, encoded in the "Rd" field.

<n> Is the number of the SIMD&FP source register, encoded in the "Rn" field.

<fbits> For the "Scalar" variant: is the number of fractional bits, in the range 1 to the operand width, encoded in “immh:immb”:

immh	<fbits>
0001	RESERVED
001x	32 - UInt(immh:immb)
01xx	64 - UInt(immh:immb)
1xxx	128 - UInt(immh:immb)

For the "Vector" variant: is the number of fractional bits, in the range 1 to the element width, encoded in “immh:immb”:

immh	<fbits>
0001	RESERVED
001x	32 - UInt(immh:immb)
01xx	64 - UInt(immh:immb)
1xxx	128 - UInt(immh:immb)

<Vd> Is the name of the SIMD&FP destination register, encoded in the "Rd" field.

<T> Is an arrangement specifier, encoded in “immh:Q”:

immh	Q	<T>
0001	x	RESERVED
001x	0	4H
001x	1	8H
01xx	0	2S
01xx	1	4S
1xxx	0	RESERVED
1xxx	1	2D

<Vn> Is the name of the SIMD&FP source register, encoded in the "Rn" field.

Operation

```
CheckFPAdvSIMDEnabled64();  
constant bits(datasize) operand = V[n, datasize];  
constant FPRounding rounding = FPRoundingMode(FPCR);  
  
constant boolean merge = elements == 1 && IsMerging(FPCR);  
bits(128) result = if merge then V[d, 128] else Zeros(128);  
bits(esize) element;  
  
for e = 0 to elements-1  
    element = Elem[operand, e, esize];  
    Elem[result, e, esize] = FixedToFP(element, fracbits, unsigned, FPCR, rounding, esize);  
  
V[d, 128] = result;
```

Internal version only: aarchmrs v2025-03_rel, pseudocode v2025-03_rel ; Build timestamp: 2025-03-21T17:41

Copyright © 2010-2025 Arm Limited or its affiliates. All rights reserved. This document is Non-Confidential.

SCVTF (vector, integer)

Signed integer convert to floating-point (vector)

This instruction converts each element in a vector from signed integer to floating-point using the rounding mode that is specified by the FPCR, and writes the result to the SIMD&FP destination register.

This instruction can generate a floating-point exception. Depending on the settings in FPCR, the exception results in either a flag being set in FPSR or a synchronous exception being generated. For more information, see [Floating-point exceptions and exception traps](#).

Depending on the settings in the CPACR_EL1, CPTR_EL2, and CPTR_EL3 registers, and the current Security state and Exception level, an attempt to execute the instruction might be trapped.

It has encodings from 4 classes: [Scalar half-precision](#) , [Scalar single-precision and double-precision](#) , [Vector half-precision](#) and [Vector single-precision and double-precision](#)

Scalar half-precision (FEAT_AdvSIMD && FEAT_FP16)

31	30	29	28	27	26	25	24	23	22	21	20	19	18	17	16	15	14	13	12	11	10	9	8	7	6	5	4	3	2	1	0
0	1	0	1	1	1	1	0	0	1	1	1	1	0	0	1	1	1	0	1	1	0	Rn				Rd					
U				a				opcode																							

Encoding

SCVTF <Hd>, <Hn>

Decode for this encoding

```
if !IsFeatureImplemented(FEAT_AdvSIMD) || !IsFeatureImplemented(FEAT_FP16) then
    EndOfDecode(Decode_UNDEF);

constant integer d = UInt(Rd);
constant integer n = UInt(Rn);
constant integer esize = 16;
constant integer datasize = esize;
constant integer elements = 1;

constant boolean unsigned = FALSE;
```

Scalar single-precision and double-precision (FEAT_AdvSIMD)

31	30	29	28	27	26	25	24	23	22	21	20	19	18	17	16	15	14	13	12	11	10	9	8	7	6	5	4	3	2	1	0
0	1	0	1	1	1	1	0	0	sz	1	0	0	0	0	1	1	1	0	1	1	0	Rn				Rd					
U										opcode																					

Encoding

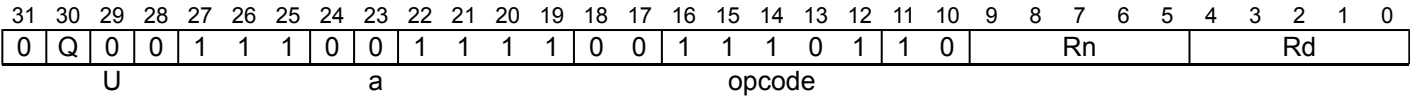
SCVTF <V><d>, <V><n>

Decode for this encoding

```
if !IsFeatureImplemented(FEAT_AdvSIMD) then EndOfDecode(Decode_UNDEF);
constant integer d = UInt(Rd);
constant integer n = UInt(Rn);

constant integer esize = 32 << UInt(sz);
constant integer datasize = esize;
constant integer elements = 1;
constant boolean unsigned = FALSE;
```

Vector half-precision
(FEAT_AdvSIMD && FEAT_FP16)



Encoding

```
SCVTF <Vd>.<T>, <Vn>.<T>
```

Decode for this encoding

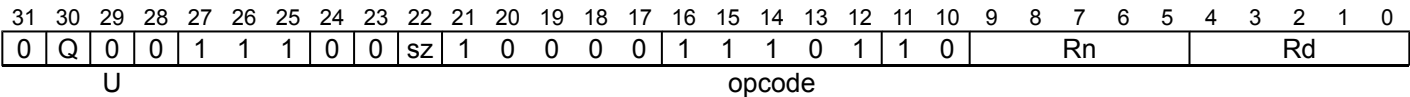
```
if !IsFeatureImplemented(FEAT_AdvSIMD) || !IsFeatureImplemented(FEAT_FP16) then
    EndOfDecode(Decode_UNDEF);

constant integer d = UInt(Rd);
constant integer n = UInt(Rn);

constant integer esize = 16;
constant integer datasize = 64 << UInt(Q);
constant integer elements = datasize DIV esize;

constant boolean unsigned = FALSE;
```

Vector single-precision and double-precision
(FEAT_AdvSIMD)



Encoding

```
SCVTF <Vd>.<T>, <Vn>.<T>
```

Decode for this encoding

```
if !IsFeatureImplemented(FEAT_AdvSIMD) then EndOfDecode(Decode_UNDEF);
constant integer d = UInt(Rd);
constant integer n = UInt(Rn);

if sz:Q == '10' then EndOfDecode(Decode_UNDEF);
constant integer esize = 32 << UInt(sz);
constant integer datasize = 64 << UInt(Q);
constant integer elements = datasize DIV esize;

constant boolean unsigned = FALSE;
```

Assembler Symbols

- <Hd>

Is the 16-bit name of the SIMD&FP destination register, encoded in the "Rd" field.
- <Hn>

Is the 16-bit name of the SIMD&FP source register, encoded in the "Rn" field.
- <V>

Is a width specifier, encoded in “sz”:

sz	<V>
0	S
1	D
- <d>

Is the number of the SIMD&FP destination register, encoded in the "Rd" field.

- <n> Is the number of the SIMD&FP source register, encoded in the "Rn" field.
- <Vd> Is the name of the SIMD&FP destination register, encoded in the "Rd" field.
- <T> For the "Vector half-precision" variant: is an arrangement specifier, encoded in "Q":

Q	<T>
0	4H
1	8H

For the "Vector single-precision and double-precision" variant: is an arrangement specifier, encoded in "sz:Q":

sz	Q	<T>
0	0	2S
0	1	4S
1	0	RESERVED
1	1	2D

- <Vn> Is the name of the SIMD&FP source register, encoded in the "Rn" field.

Operation

```

if elements == 1 && IsFeatureImplemented(FEAT_FPRCVT) then
    CheckFPEnabled64\(\);
else
    CheckFPAdvSIMDEnabled64\(\);

constant bits(datasize) operand = V[n, datasize];

constant boolean merge = elements == 1 && IsMerging(FPCR);
bits(128) result = if merge then V[d, 128] else Zeros(128);
constant FPRounding rounding = FPRoundingMode(FPCR);
constant integer fracbits = 0;
bits(esize) element;

for e = 0 to elements-1
    element = Elem[operand, e, esize];
    Elem[result, e, esize] = FixedToFP(element, fracbits, unsigned, FPCR, rounding, esize);

V[d, 128] = result;

```

SDOT (by element)

Dot product signed arithmetic (vector, by element)

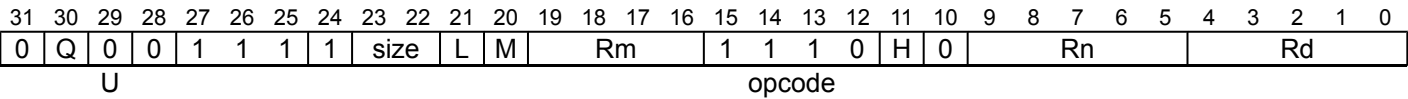
This instruction performs the dot product of the four 8-bit elements in each 32-bit element of the first source register with the four 8-bit elements of an indexed 32-bit element in the second source register, accumulating the result into the corresponding 32-bit element of the destination register. Depending on the settings in the CPACR_EL1, CPTR_EL2, and CPTR_EL3 registers, and the current Security state and Exception level, an attempt to execute the instruction might be trapped.

In Armv8.2 and Armv8.3, this is an OPTIONAL instruction. From Armv8.4 it is mandatory for all implementations to support it.

Note

ID_AA64ISAR0_EL1.DP indicates whether this instruction is supported.

Vector
(FEAT_DotProd)



Encoding

SDOT <Vd>.<Ta>, <Vn>.<Tb>, <Vm>.4B[<index>]

Decode for this encoding

```
if !IsFeatureImplemented(FEAT_DotProd) then EndOfDecode(Decode_UNDEF);
if size != '10' then EndOfDecode(Decode_UNDEF);

constant integer d = UInt(Rd);
constant integer n = UInt(Rn);
constant integer m = UInt(M:Rm);
constant integer index = UInt(H:L);

constant integer esize = 8 << UInt(size);
constant integer datasize = 64 << UInt(Q);
constant integer elements = datasize DIV esize;
```

Assembler Symbols

<Vd> Is the name of the SIMD&FP third source and destination register, encoded in the "Rd" field.

<Ta> Is an arrangement specifier, encoded in “Q”:

Q	<Ta>
0	2S
1	4S

<Vn> Is the name of the first SIMD&FP source register, encoded in the "Rn" field.

<Tb> Is an arrangement specifier, encoded in “Q”:

Q	<Tb>
0	8B
1	16B

<Vm> Is the name of the second SIMD&FP source register, encoded in the "M:Rm" fields.

<index> Is the element index, encoded in the "H:L" fields.

Operation

```
CheckFPAdvSIMDEnabled64();
constant bits(datasize) operand1 = V[n, datasize];
constant bits(128) operand2 = V[m, 128];
bits(datasize) result = V[d, datasize];
for e = 0 to elements-1
    integer res = 0;
    integer element1, element2;
    for i = 0 to 3
        element1 = SInt(Elem[operand1, 4 * e + i, esize DIV 4]);
        element2 = SInt(Elem[operand2, 4 * index + i, esize DIV 4]);

        res = res + element1 * element2;
    Elem[result, e, esize] = Elem[result, e, esize] + res;
V[d, datasize] = result;
```

Operational information

If PSTATE.DIT is 1:

- The execution time of this instruction is independent of:
 - The values of the data supplied in any of its registers.
 - The values of the NZCV flags.
- The response of this instruction to asynchronous exceptions does not vary based on:
 - The values of the data supplied in any of its registers.
 - The values of the NZCV flags.

Internal version only: aarchmrs v2025-03_rel, pseudocode v2025-03_rel ; Build timestamp: 2025-03-21T17:41

Copyright © 2010-2025 Arm Limited or its affiliates. All rights reserved. This document is Non-Confidential.

SDOT (vector)

Dot product signed arithmetic (vector)

This instruction performs the dot product of the four signed 8-bit elements in each 32-bit element of the first source register with the four signed 8-bit elements of the corresponding 32-bit element in the second source register, accumulating the result into the corresponding 32-bit element of the destination register.

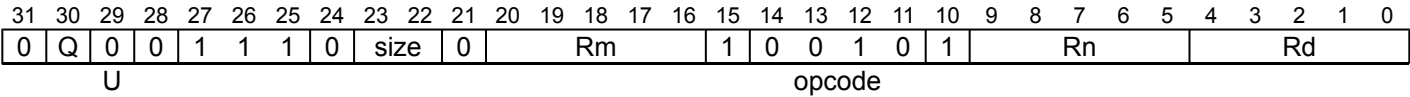
Depending on the settings in the CPACR_EL1, CPTR_EL2, and CPTR_EL3 registers, and the current Security state and Exception level, an attempt to execute the instruction might be trapped.

In Armv8.2 and Armv8.3, this is an OPTIONAL instruction. From Armv8.4 it is mandatory for all implementations to support it.

Note

ID_AA64ISAR0_EL1.DP indicates whether this instruction is supported.

Vector
(FEAT_DotProd)



Encoding

SDOT <Vd>.<Ta>, <Vn>.<Tb>, <Vm>.<Tb>

Decode for this encoding

```
if !IsFeatureImplemented(FEAT_DotProd) then EndOfDecode(Decode_UNDEF);
if size != '10' then EndOfDecode(Decode_UNDEF);
constant integer d = UInt(Rd);
constant integer n = UInt(Rn);
constant integer m = UInt(Rm);
constant integer esize = 8 << UInt(size);
constant integer datasize = 64 << UInt(Q);
constant integer elements = datasize DIV esize;
```

Assembler Symbols

<Vd> Is the name of the SIMD&FP third source and destination register, encoded in the "Rd" field.

<Ta> Is an arrangement specifier, encoded in “Q”:

Q	<Ta>
0	2S
1	4S

<Vn> Is the name of the first SIMD&FP source register, encoded in the "Rn" field.

<Tb> Is an arrangement specifier, encoded in “Q”:

Q	<Tb>
0	8B
1	16B

<Vm> Is the name of the second SIMD&FP source register, encoded in the "Rm" field.

Operation

```
CheckFPAdvSIMDEnabled64();
constant bits(datasize) operand1 = V[n, datasize];
constant bits(datasize) operand2 = V[m, datasize];
bits(datasize) result;

result = V[d, datasize];
for e = 0 to elements-1
    integer res = 0;
    integer element1, element2;
    for i = 0 to 3
        element1 = SInt(Elem[operand1, 4 * e + i, esize DIV 4]);
        element2 = SInt(Elem[operand2, 4 * e + i, esize DIV 4]);
        res = res + element1 * element2;
    Elem[result, e, esize] = Elem[result, e, esize] + res;
V[d, datasize] = result;
```

Operational information

If PSTATE.DIT is 1:

- The execution time of this instruction is independent of:
 - The values of the data supplied in any of its registers.
 - The values of the NZCV flags.
- The response of this instruction to asynchronous exceptions does not vary based on:
 - The values of the data supplied in any of its registers.
 - The values of the NZCV flags.

Internal version only: aarchmrs v2025-03_rel, pseudocode v2025-03_rel ; Build timestamp: 2025-03-21T17:41

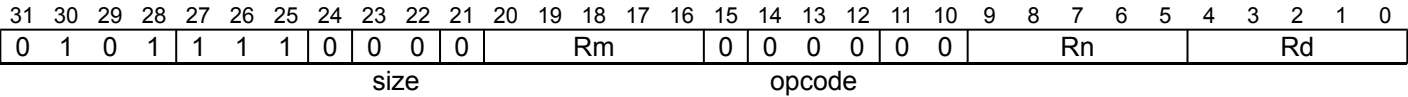
Copyright © 2010-2025 Arm Limited or its affiliates. All rights reserved. This document is Non-Confidential.

SHA1C

SHA1 hash update (choose)

SHA1 hash update (choose).

Advanced SIMD
(FEAT_SHA1)



Encoding

SHA1C <Qd>, <Sn>, <Vm>.4S

Decode for this encoding

```
if !IsFeatureImplemented(FEAT_SHA1) then EndOfDecode(Decode_UNDEF);
constant integer d = UInt(Rd);
constant integer n = UInt(Rn);
constant integer m = UInt(Rm);
```

Assembler Symbols

- <Qd> Is the 128-bit name of the SIMD&FP source and destination, encoded in the "Rd" field.
- <Sn> Is the 32-bit name of the second SIMD&FP source register, encoded in the "Rn" field.
- <Vm> Is the name of the third SIMD&FP source register, encoded in the "Rm" field.

Operation

```
AArch64.CheckFPAdvSIMDEnabled();

bits(128) x = V[d, 128];
bits(32) y = V[n, 32]; // Note: 32 not 128 bits wide
constant bits(128) w = V[m, 128];

for e = 0 to 3
    constant bits(32) t = SHAchoose(x<63:32>, x<95:64>, x<127:96>);
    y = y + ROL(x<31:0>, 5) + t + Elem[w, e, 32];
    x<63:32> = ROL(x<63:32>, 30);
    constant bits(160) yx = ROL(y:x, 32);
    (y, x) = (yx<159:128>, yx<127:0>);
V[d, 128] = x;
```

Operational information

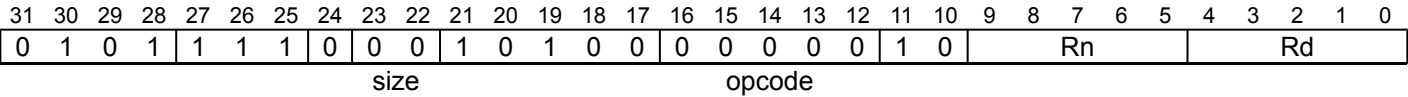
- If PSTATE.DIT is 1:
- The execution time of this instruction is independent of:
 - The values of the data supplied in any of its registers.
 - The values of the NZCV flags.
 - The response of this instruction to asynchronous exceptions does not vary based on:
 - The values of the data supplied in any of its registers.
 - The values of the NZCV flags.

SHA1H

SHA1 fixed rotate

SHA1 fixed rotate.

Advanced SIMD (FEAT_SHA1)



Encoding

SHA1H <Sd>, <Sn>

Decode for this encoding

```
if !IsFeatureImplemented(FEAT_SHA1) then EndOfDecode(Decode_UNDEF);
constant integer d = UInt(Rd);
constant integer n = UInt(Rn);
```

Assembler Symbols

- <Sd> Is the 32-bit name of the SIMD&FP destination register, encoded in the "Rd" field.
- <Sn> Is the 32-bit name of the SIMD&FP source register, encoded in the "Rn" field.

Operation

```
AArch64.CheckFPAdvSIMDEnabled();

constant bits(32) operand = V[n, 32]; // read element [0] only, [1-3] zeroed
V[d, 32] = ROL(operand, 30);
```

Operational information

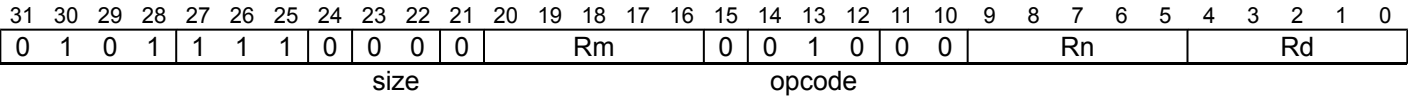
- If PSTATE.DIT is 1:
- The execution time of this instruction is independent of:
 - The values of the data supplied in any of its registers.
 - The values of the NZCV flags.
 - The response of this instruction to asynchronous exceptions does not vary based on:
 - The values of the data supplied in any of its registers.
 - The values of the NZCV flags.

SHA1M

SHA1 hash update (majority)

SHA1 hash update (majority).

Advanced SIMD
(FEAT_SHA1)



Encoding

SHA1M <Qd>, <Sn>, <Vm>.4S

Decode for this encoding

```
if !IsFeatureImplemented(FEAT_SHA1) then EndOfDecode(Decode_UNDEF);
constant integer d = UInt(Rd);
constant integer n = UInt(Rn);
constant integer m = UInt(Rm);
```

Assembler Symbols

- <Qd> Is the 128-bit name of the SIMD&FP source and destination, encoded in the "Rd" field.
- <Sn> Is the 32-bit name of the second SIMD&FP source register, encoded in the "Rn" field.
- <Vm> Is the name of the third SIMD&FP source register, encoded in the "Rm" field.

Operation

```
AArch64.CheckFPAdvSIMDEnabled();

bits(128) x = V[d, 128];
bits(32) y = V[n, 32]; // Note: 32 not 128 bits wide
constant bits(128) w = V[m, 128];

for e = 0 to 3
    constant bits(32) t = SHAmajority(x<63:32>, x<95:64>, x<127:96>);
    y = y + ROL(x<31:0>, 5) + t + Elem[w, e, 32];
    x<63:32> = ROL(x<63:32>, 30);
    constant bits(160) yx = ROL(y:x, 32);
    (y, x) = (yx<159:128>, yx<127:0>);
V[d, 128] = x;
```

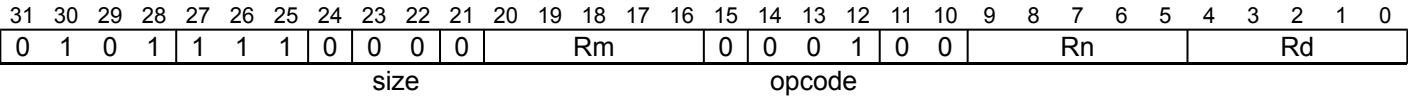
Operational information

- If PSTATE.DIT is 1:
- The execution time of this instruction is independent of:
 - The values of the data supplied in any of its registers.
 - The values of the NZCV flags.
 - The response of this instruction to asynchronous exceptions does not vary based on:
 - The values of the data supplied in any of its registers.
 - The values of the NZCV flags.

SHA1P

SHA1 hash update (parity)
SHA1 hash update (parity).

Advanced SIMD
(FEAT_SHA1)



Encoding

SHA1P <Qd>, <Sn>, <Vm>.4S

Decode for this encoding

```
if !IsFeatureImplemented(FEAT_SHA1) then EndOfDecode(Decode_UNDEF);
constant integer d = UInt(Rd);
constant integer n = UInt(Rn);
constant integer m = UInt(Rm);
```

Assembler Symbols

- <Qd> Is the 128-bit name of the SIMD&FP source and destination, encoded in the "Rd" field.
- <Sn> Is the 32-bit name of the second SIMD&FP source register, encoded in the "Rn" field.
- <Vm> Is the name of the third SIMD&FP source register, encoded in the "Rm" field.

Operation

```
AArch64.CheckFPAdvSIMDEnabled();

bits(128) x = V[d, 128];
bits(32) y = V[n, 32]; // Note: 32 not 128 bits wide
constant bits(128) w = V[m, 128];

for e = 0 to 3
    constant bits(32) t = SHAparsity(x<63:32>, x<95:64>, x<127:96>);
    y = y + ROL(x<31:0>, 5) + t + Elem[w, e, 32];
    x<63:32> = ROL(x<63:32>, 30);
    constant bits(160) yx = ROL(y:x, 32);
    (y, x) = (yx<159:128>, yx<127:0>);
V[d, 128] = x;
```

Operational information

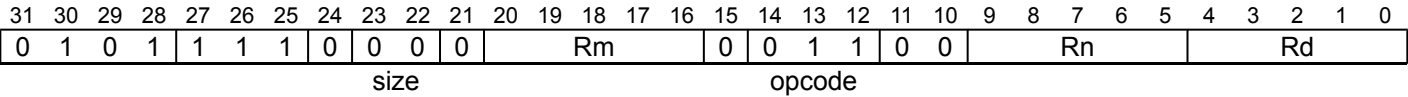
- If PSTATE.DIT is 1:
- The execution time of this instruction is independent of:
 - The values of the data supplied in any of its registers.
 - The values of the NZCV flags.
 - The response of this instruction to asynchronous exceptions does not vary based on:
 - The values of the data supplied in any of its registers.
 - The values of the NZCV flags.

SHA1SU0

SHA1 schedule update 0

SHA1 schedule update 0.

Advanced SIMD
(FEAT_SHA1)



Encoding

SHA1SU0 <Vd>.4S, <Vn>.4S, <Vm>.4S

Decode for this encoding

```
if !IsFeatureImplemented(FEAT_SHA1) then EndOfDecode(Decode_UNDEF);
constant integer d = UInt(Rd);
constant integer n = UInt(Rn);
constant integer m = UInt(Rm);
```

Assembler Symbols

- <Vd> Is the name of the SIMD&FP source and destination register, encoded in the "Rd" field.
- <Vn> Is the name of the second SIMD&FP source register, encoded in the "Rn" field.
- <Vm> Is the name of the third SIMD&FP source register, encoded in the "Rm" field.

Operation

```
AArch64.CheckFPAdvSIMDEnabled();
constant bits(128) operand1 = V[d, 128];
constant bits(128) operand2 = V[n, 128];
constant bits(128) operand3 = V[m, 128];
bits(128) result = operand2<63:0> : operand1<127:64>;
result = result EOR operand1 EOR operand3;
V[d, 128] = result;
```

Operational information

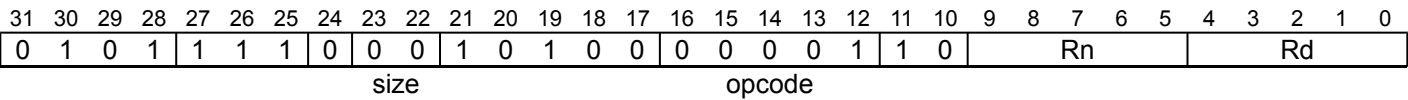
- If PSTATE.DIT is 1:
- The execution time of this instruction is independent of:
 - The values of the data supplied in any of its registers.
 - The values of the NZCV flags.
 - The response of this instruction to asynchronous exceptions does not vary based on:
 - The values of the data supplied in any of its registers.
 - The values of the NZCV flags.

SHA1SU1

SHA1 schedule update 1

SHA1 schedule update 1.

Advanced SIMD
(FEAT_SHA1)



Encoding

SHA1SU1 <Vd>.4S, <Vn>.4S

Decode for this encoding

```
if !IsFeatureImplemented(FEAT_SHA1) then EndOfDecode(Decode_UNDEF);
constant integer d = UInt(Rd);
constant integer n = UInt(Rn);
```

Assembler Symbols

- <Vd> Is the name of the SIMD&FP source and destination register, encoded in the "Rd" field.
- <Vn> Is the name of the second SIMD&FP source register, encoded in the "Rn" field.

Operation

```
AArch64.CheckFPAdvSIMDEnabled();

constant bits(128) operand1 = V[d, 128];
constant bits(128) operand2 = V[n, 128];
constant bits(128) T = operand1 EOR LSR(operand2, 32);

bits(128) result;
result<31:0> = ROL(T<31:0>, 1);
result<63:32> = ROL(T<63:32>, 1);
result<95:64> = ROL(T<95:64>, 1);
result<127:96> = ROL(T<127:96>, 1) EOR ROL(T<31:0>, 2);
V[d, 128] = result;
```

Operational information

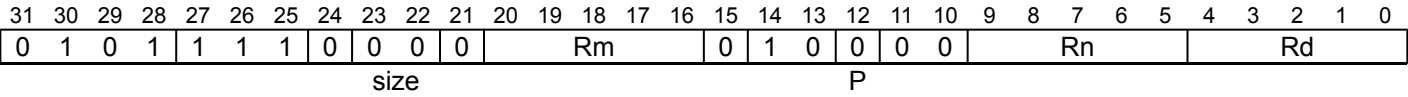
- If PSTATE.DIT is 1:
- The execution time of this instruction is independent of:
 - The values of the data supplied in any of its registers.
 - The values of the NZCV flags.
 - The response of this instruction to asynchronous exceptions does not vary based on:
 - The values of the data supplied in any of its registers.
 - The values of the NZCV flags.

SHA256H

SHA256 hash update (part 1)

SHA256 hash update (part 1).

Advanced SIMD
(FEAT_SHA256)



Encoding

SHA256H <Qd>, <Qn>, <Vm>.4S

Decode for this encoding

```
if !IsFeatureImplemented(FEAT_SHA256) then EndOfDecode(Decode_UNDEF);
constant integer d = UInt(Rd);
constant integer n = UInt(Rn);
constant integer m = UInt(Rm);
```

Assembler Symbols

- <Qd>
- Is the 128-bit name of the SIMD&FP source and destination, encoded in the "Rd" field.
- <Qn>
- Is the 128-bit name of the second SIMD&FP source register, encoded in the "Rn" field.
- <Vm>
- Is the name of the third SIMD&FP source register, encoded in the "Rm" field.

Operation

```
AArch64.CheckFPAdvSIMDEnabled();
constant boolean part1 = TRUE;
V[d, 128] = SHA256hash(V[d, 128], V[n, 128], V[m, 128], part1);
```

Operational information

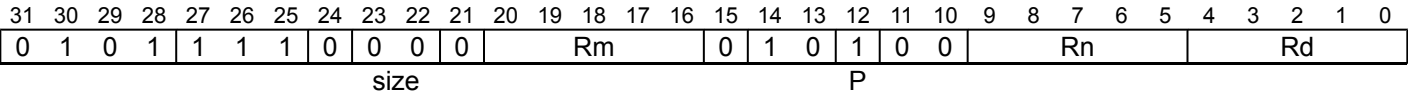
- If PSTATE.DIT is 1:
- The execution time of this instruction is independent of:
 - The values of the data supplied in any of its registers.
 - The values of the NZCV flags.
 - The response of this instruction to asynchronous exceptions does not vary based on:
 - The values of the data supplied in any of its registers.
 - The values of the NZCV flags.

SHA256H2

SHA256 hash update (part 2)

SHA256 hash update (part 2).

Advanced SIMD (FEAT_SHA256)



Encoding

SHA256H2 <Qd>, <Qn>, <Vm>.4S

Decode for this encoding

```
if !IsFeatureImplemented(FEAT_SHA256) then EndOfDecode(Decode_UNDEF);
constant integer d = UInt(Rd);
constant integer n = UInt(Rn);
constant integer m = UInt(Rm);
```

Assembler Symbols

- <Qd> Is the 128-bit name of the SIMD&FP source and destination, encoded in the "Rd" field.
- <Qn> Is the 128-bit name of the second SIMD&FP source register, encoded in the "Rn" field.
- <Vm> Is the name of the third SIMD&FP source register, encoded in the "Rm" field.

Operation

```
AArch64.CheckFPAdvSIMDEnabled();
constant boolean part1 = FALSE;
V[d, 128] = SHA256hash(V[n, 128], V[d, 128], V[m, 128], part1);
```

Operational information

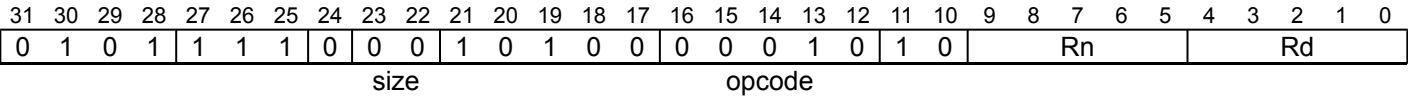
- If PSTATE.DIT is 1:
- The execution time of this instruction is independent of:
 - The values of the data supplied in any of its registers.
 - The values of the NZCV flags.
 - The response of this instruction to asynchronous exceptions does not vary based on:
 - The values of the data supplied in any of its registers.
 - The values of the NZCV flags.

SHA256SU0

SHA256 schedule update 0

SHA256 schedule update 0.

Advanced SIMD
(FEAT_SHA256)



Encoding

SHA256SU0 <Vd>.4S, <Vn>.4S

Decode for this encoding

```
if !IsFeatureImplemented(FEAT_SHA256) then EndOfDecode(Decode_UNDEF);
constant integer d = UInt(Rd);
constant integer n = UInt(Rn);
```

Assembler Symbols

- <Vd> Is the name of the SIMD&FP source and destination register, encoded in the "Rd" field.
- <Vn> Is the name of the second SIMD&FP source register, encoded in the "Rn" field.

Operation

```
AArch64.CheckFPAdvSIMDEnabled();

constant bits(128) operand1 = V[d, 128];
constant bits(128) operand2 = V[n, 128];
constant bits(128) T = operand2<31:0> : operand1<127:32>;
bits(128) result;
bits(32) elt;

for e = 0 to 3
    elt = Elem[T, e, 32];
    elt = ROR(elt, 7) EOR ROR(elt, 18) EOR LSR(elt, 3);
    Elem[result, e, 32] = elt + Elem[operand1, e, 32];
V[d, 128] = result;
```

Operational information

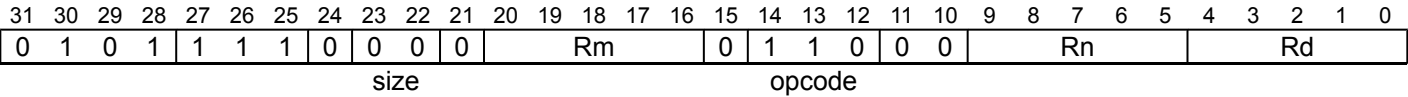
- If PSTATE.DIT is 1:
- The execution time of this instruction is independent of:
 - The values of the data supplied in any of its registers.
 - The values of the NZCV flags.
 - The response of this instruction to asynchronous exceptions does not vary based on:
 - The values of the data supplied in any of its registers.
 - The values of the NZCV flags.

SHA256SU1

SHA256 schedule update 1

SHA256 schedule update 1.

Advanced SIMD
(FEAT_SHA256)



Encoding

SHA256SU1 <Vd>.4S, <Vn>.4S, <Vm>.4S

Decode for this encoding

```
if !IsFeatureImplemented(FEAT_SHA256) then EndOfDecode(Decode_UNDEF);
constant integer d = UInt(Rd);
constant integer n = UInt(Rn);
constant integer m = UInt(Rm);
```

Assembler Symbols

- <Vd> Is the name of the SIMD&FP source and destination register, encoded in the "Rd" field.
- <Vn> Is the name of the second SIMD&FP source register, encoded in the "Rn" field.
- <Vm> Is the name of the third SIMD&FP source register, encoded in the "Rm" field.

Operation

```
AArch64.CheckFPAdvSIMDEnabled();

constant bits(128) operand1 = V[d, 128];
constant bits(128) operand2 = V[n, 128];
constant bits(128) operand3 = V[m, 128];
constant bits(128) T0 = operand3<31:0> : operand2<127:32>;

bits(64) T1;
bits(32) elt;
bits(128) result;

T1 = operand3<127:64>;
for e = 0 to 1
    elt = Elem[T1, e, 32];
    elt = ROR(elt, 17) EOR ROR(elt, 19) EOR LSR(elt, 10);
    elt = elt + Elem[operand1, e, 32] + Elem[T0, e, 32];
    Elem[result, e, 32] = elt;

T1 = result<63:0>;
for e = 2 to 3
    elt = Elem[T1, e - 2, 32];
    elt = ROR(elt, 17) EOR ROR(elt, 19) EOR LSR(elt, 10);
    elt = elt + Elem[operand1, e, 32] + Elem[T0, e, 32];
    Elem[result, e, 32] = elt;

V[d, 128] = result;
```

Operational information

If PSTATE.DIT is 1:

- The execution time of this instruction is independent of:
 - The values of the data supplied in any of its registers.
 - The values of the NZCV flags.
- The response of this instruction to asynchronous exceptions does not vary based on:
 - The values of the data supplied in any of its registers.
 - The values of the NZCV flags.

Internal version only: aarchmrs v2025-03_rel, pseudocode v2025-03_rel ; Build timestamp: 2025-03-21T17:41

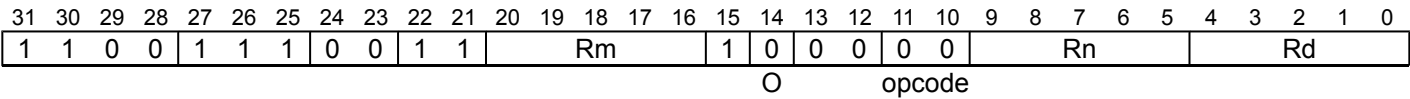
Copyright © 2010-2025 Arm Limited or its affiliates. All rights reserved. This document is Non-Confidential.

SHA512H

SHA512 hash update part 1

This instruction takes the values from the three 128-bit source SIMD&FP registers and produces a 128-bit output value that combines the sigma1 and chi functions of two iterations of the SHA512 computation. It returns this value to the destination SIMD&FP register.

Advanced SIMD (FEAT_SHA512)



Encoding

SHA512H <Qd>, <Qn>, <Vm>.2D

Decode for this encoding

```
if !IsFeatureImplemented(FEAT_SHA512) then EndOfDecode(Decode_UNDEF);
constant integer d = UInt(Rd);
constant integer n = UInt(Rn);
constant integer m = UInt(Rm);
```

Assembler Symbols

- <Qd> Is the 128-bit name of the SIMD&FP source and destination register, encoded in the "Rd" field.
- <Qn> Is the 128-bit name of the second SIMD&FP source register, encoded in the "Rn" field.
- <Vm> Is the name of the third SIMD&FP source register, encoded in the "Rm" field.

Operation

```
AArch64.CheckFPAdvSIMDEnabled();

bits(128) Vtmp;
bits(64) MSigmal;
bits(64) tmp;
constant bits(128) x = V[n, 128];
constant bits(128) y = V[m, 128];
constant bits(128) w = V[d, 128];

MSigmal = ROR(y<127:64>, 14) EOR ROR(y<127:64>, 18) EOR ROR(y<127:64>, 41);
Vtmp<127:64> = (y<127:64> AND x<63:0>) EOR (NOT(y<127:64>) AND x<127:64>);
Vtmp<127:64> = (Vtmp<127:64> + MSigmal + w<127:64>);
tmp = Vtmp<127:64> + y<63:0>;
MSigmal = ROR(tmp, 14) EOR ROR(tmp, 18) EOR ROR(tmp, 41);
Vtmp<63:0> = (tmp AND y<127:64>) EOR (NOT(tmp) AND x<63:0>);
Vtmp<63:0> = (Vtmp<63:0> + MSigmal + w<63:0>);
V[d, 128] = Vtmp;
```

Operational information

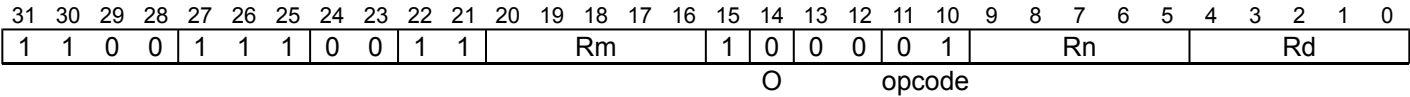
- If PSTATE.DIT is 1:
- The execution time of this instruction is independent of:
 - The values of the data supplied in any of its registers.
 - The values of the NZCV flags.
 - The response of this instruction to asynchronous exceptions does not vary based on:
 - The values of the data supplied in any of its registers.
 - The values of the NZCV flags.

SHA512H2

SHA512 hash update part 2

This instruction takes the values from the three 128-bit source SIMD&FP registers and produces a 128-bit output value that combines the sigma0 and majority functions of two iterations of the SHA512 computation. It returns this value to the destination SIMD&FP register.

Advanced SIMD (FEAT_SHA512)



Encoding

SHA512H2 <Qd>, <Qn>, <Vm>.2D

Decode for this encoding

```
if !IsFeatureImplemented(FEAT_SHA512) then EndOfDecode(Decode_UNDEF);
constant integer d = UInt(Rd);
constant integer n = UInt(Rn);
constant integer m = UInt(Rm);
```

Assembler Symbols

- <Qd> Is the 128-bit name of the SIMD&FP source and destination register, encoded in the "Rd" field.
- <Qn> Is the 128-bit name of the second SIMD&FP source register, encoded in the "Rn" field.
- <Vm> Is the name of the third SIMD&FP source register, encoded in the "Rm" field.

Operation

```
AArch64.CheckFPAdvSIMDEnabled();

bits(128) Vtmp;
bits(64) NSigma0;
constant bits(128) x = V[n, 128];
constant bits(128) y = V[m, 128];
constant bits(128) w = V[d, 128];

NSigma0 = ROR(y<63:0>, 28) EOR ROR(y<63:0>, 34) EOR ROR(y<63:0>, 39);
Vtmp<127:64> = SHAmajority(x<63:0>, y<127:64>, y<63:0>);
Vtmp<127:64> = (Vtmp<127:64> + NSigma0 + w<127:64>);
NSigma0 = ROR(Vtmp<127:64>, 28) EOR ROR(Vtmp<127:64>, 34) EOR ROR(Vtmp<127:64>, 39);
Vtmp<63:0> = SHAmajority(Vtmp<127:64>, y<63:0>, y<127:64>);
Vtmp<63:0> = (Vtmp<63:0> + NSigma0 + w<63:0>);

V[d, 128] = Vtmp;
```

Operational information

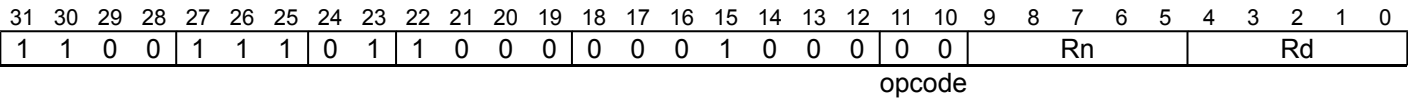
- If PSTATE.DIT is 1:
- The execution time of this instruction is independent of:
 - The values of the data supplied in any of its registers.
 - The values of the NZCV flags.
 - The response of this instruction to asynchronous exceptions does not vary based on:
 - The values of the data supplied in any of its registers.
 - The values of the NZCV flags.

SHA512SU0

SHA512 schedule update 0

This instruction takes the values from the two 128-bit source SIMD&FP registers and produces a 128-bit output value that combines the gamma0 functions of two iterations of the SHA512 schedule update that are performed after the first 16 iterations within a block. It returns this value to the destination SIMD&FP register.

Advanced SIMD
(FEAT_SHA512)



Encoding

SHA512SU0 <Vd>.2D, <Vn>.2D

Decode for this encoding

```
if !IsFeatureImplemented(FEAT_SHA512) then EndOfDecode(Decode_UNDEF);
constant integer d = UInt(Rd);
constant integer n = UInt(Rn);
```

Assembler Symbols

- <Vd> Is the name of the SIMD&FP source and destination register, encoded in the "Rd" field.
- <Vn> Is the name of the second SIMD&FP source register, encoded in the "Rn" field.

Operation

```
AArch64.CheckFPAdvSIMDEnabled();

bits(64) sig0;
bits(128) Vtmp;
constant bits(128) x = V[n, 128];
constant bits(128) w = V[d, 128];
sig0 = ROR(w<127:64>, 1) EOR ROR(w<127:64>, 8) EOR ('0000000':w<127:71>);
Vtmp<63:0> = w<63:0> + sig0;
sig0 = ROR(x<63:0>, 1) EOR ROR(x<63:0>, 8) EOR ('0000000':x<63:7>);
Vtmp<127:64> = w<127:64> + sig0;
V[d, 128] = Vtmp;
```

Operational information

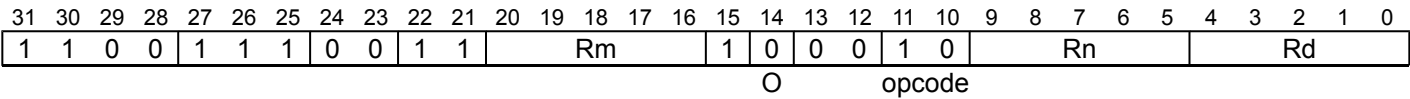
- If PSTATE.DIT is 1:
- The execution time of this instruction is independent of:
 - The values of the data supplied in any of its registers.
 - The values of the NZCV flags.
 - The response of this instruction to asynchronous exceptions does not vary based on:
 - The values of the data supplied in any of its registers.
 - The values of the NZCV flags.

SHA512SU1

SHA512 schedule update 1

This instruction takes the values from the three source SIMD&FP registers and produces a 128-bit output value that combines the gamma1 functions of two iterations of the SHA512 schedule update that are performed after the first 16 iterations within a block. It returns this value to the destination SIMD&FP register.

Advanced SIMD
(FEAT_SHA512)



Encoding

SHA512SU1 <Vd>.2D, <Vn>.2D, <Vm>.2D

Decode for this encoding

```
if !IsFeatureImplemented(FEAT_SHA512) then EndOfDecode(Decode_UNDEF);
constant integer d = UInt(Rd);
constant integer n = UInt(Rn);
constant integer m = UInt(Rm);
```

Assembler Symbols

- <Vd> Is the name of the SIMD&FP source and destination register, encoded in the "Rd" field.
- <Vn> Is the name of the second SIMD&FP source register, encoded in the "Rn" field.
- <Vm> Is the name of the third SIMD&FP source register, encoded in the "Rm" field.

Operation

```
AArch64.CheckFPAdvSIMDEnabled();

bits(64) sig1;
bits(128) Vtmp;
constant bits(128) x = V[n, 128];
constant bits(128) y = V[m, 128];
constant bits(128) w = V[d, 128];

sig1 = ROR(x<127:64>, 19) EOR ROR(x<127:64>, 61) EOR ('000000':x<127:70>);
Vtmp<127:64> = w<127:64> + sig1 + y<127:64>;
sig1 = ROR(x<63:0>, 19) EOR ROR(x<63:0>, 61) EOR ('000000':x<63:6>);
Vtmp<63:0> = w<63:0> + sig1 + y<63:0>;
V[d, 128] = Vtmp;
```

Operational information

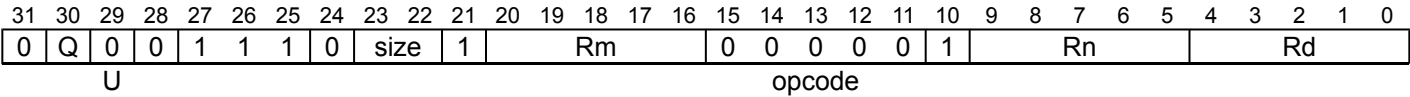
- If PSTATE.DIT is 1:
- The execution time of this instruction is independent of:
 - The values of the data supplied in any of its registers.
 - The values of the NZCV flags.
 - The response of this instruction to asynchronous exceptions does not vary based on:
 - The values of the data supplied in any of its registers.
 - The values of the NZCV flags.

SHADD

Signed halving add

This instruction adds corresponding signed integer values from the two source SIMD&FP registers, shifts each result right one bit, places the results into a vector, and writes the vector to the destination SIMD&FP register. The results are truncated. For rounded results, see [SRHADD](#). Depending on the settings in the CPACR_EL1, CPTR_EL2, and CPTR_EL3 registers, and the current Security state and Exception level, an attempt to execute the instruction might be trapped.

Three registers of the same type (FEAT_AdvSIMD)



Encoding

```
SHADD <Vd>.<T>, <Vn>.<T>, <Vm>.<T>
```

Decode for this encoding

```
if !IsFeatureImplemented(FEAT_AdvSIMD) then EndOfDecode(Decode_UNDEF);
if size == '11' then EndOfDecode(Decode_UNDEF);
constant integer d = UInt(Rd);
constant integer n = UInt(Rn);
constant integer m = UInt(Rm);
constant integer esize = 8 << UInt(size);
constant integer datasize = 64 << UInt(Q);
constant integer elements = datasize DIV esize;
```

Assembler Symbols

<Vd> Is the name of the SIMD&FP destination register, encoded in the "Rd" field.

<T> Is an arrangement specifier, encoded in “size:Q”:

size	Q	<T>
00	0	8B
00	1	16B
01	0	4H
01	1	8H
10	0	2S
10	1	4S
11	x	RESERVED

<Vn> Is the name of the first SIMD&FP source register, encoded in the "Rn" field.

<Vm> Is the name of the second SIMD&FP source register, encoded in the "Rm" field.

Operation

```
CheckFPAdvSIMDEnabled64();
constant bits(datasize) operand1 = V[n, datasize];
constant bits(datasize) operand2 = V[m, datasize];
bits(datasize) result;
integer element1;
integer element2;
integer sum;

for e = 0 to elements-1
    element1 = SInt(Elem[operand1, e, esize]);
    element2 = SInt(Elem[operand2, e, esize]);
    sum = (element1 + element2) >> 1;
    Elem[result, e, esize] = sum<esize-1:0>;

V[d, datasize] = result;
```

Operational information

If PSTATE.DIT is 1:

- The execution time of this instruction is independent of:
 - The values of the data supplied in any of its registers.
 - The values of the NZCV flags.
- The response of this instruction to asynchronous exceptions does not vary based on:
 - The values of the data supplied in any of its registers.
 - The values of the NZCV flags.

Internal version only: aarchmrs v2025-03_rel, pseudocode v2025-03_rel ; Build timestamp: 2025-03-21T17:41

Copyright © 2010-2025 Arm Limited or its affiliates. All rights reserved. This document is Non-Confidential.

SHL

Shift left (immediate)

This instruction reads each value from a vector, left shifts each result by an immediate value, writes the final result to a vector, and writes the vector to the destination SIMD&FP register.

Depending on the settings in the CPACR_EL1, CPTR_EL2, and CPTR_EL3 registers, and the current Security state and Exception level, an attempt to execute the instruction might be trapped.

It has encodings from 2 classes: [Scalar](#) and [Vector](#)

Scalar (FEAT_AdvSIMD)

31	30	29	28	27	26	25	24	23	22	21	20	19	18	17	16	15	14	13	12	11	10	9	8	7	6	5	4	3	2	1	0	
0	1	0	1	1	1	1	1	0	1	x	x	x	immb			0	1	0	1	0	1	1	Rn						Rd			
U									immh				opcode																			

Encoding

SHL D<d>, D<n>, #<shift>

Decode for this encoding

```
if !IsFeatureImplemented(FEAT_AdvSIMD) then EndOfDecode(Decode_UNDEF);
if immh<3> != '1' then EndOfDecode(Decode_UNDEF);

constant integer d = UInt(Rd);
constant integer n = UInt(Rn);
constant integer esize = 8 << 3;
constant integer datasize = esize;
constant integer elements = 1;
constant integer shift = UInt(immh:immb) - esize;
```

Vector (FEAT_AdvSIMD)

31	30	29	28	27	26	25	24	23	22	21	20	19	18	17	16	15	14	13	12	11	10	9	8	7	6	5	4	3	2	1	0	
0	Q	0	0	1	1	1	1	0	!= 0000				immb			0	1	0	1	0	1	1	Rn						Rd			
U									immh				opcode																			

Encoding

SHL <Vd>.<T>, <Vn>.<T>, #<shift>

Decode for this encoding

```
if !IsFeatureImplemented(FEAT_AdvSIMD) then EndOfDecode(Decode_UNDEF);
if immh == '0000' then SEE(asimdimh);
if immh<3>:Q == '10' then EndOfDecode(Decode_UNDEF);

constant integer d = UInt(Rd);
constant integer n = UInt(Rn);
constant integer esize = 8 << HighestSetBitNZ(immh);
constant integer datasize = 64 << UInt(Q);
constant integer elements = datasize DIV esize;
constant integer shift = UInt(immh:immb) - esize;
```

Assembler Symbols

<d> Is the number of the SIMD&FP destination register, encoded in the "Rd" field.

<n> Is the number of the SIMD&FP source register, encoded in the "Rn" field.

<shift> For the "Scalar" variant: is the left shift amount, in the range 0 to 63, encoded as UInt("immh:immb") - 64.

For the "Vector" variant: is the left shift amount, in the range 0 to the element width in bits minus 1, encoded in "immh:immb":

immh	<shift>
0001	UInt (immh:immb) - 8
001x	UInt (immh:immb) - 16
01xx	UInt (immh:immb) - 32
1xxx	UInt (immh:immb) - 64

<Vd> Is the name of the SIMD&FP destination register, encoded in the "Rd" field.

<T> Is an arrangement specifier, encoded in "immh:Q":

immh	Q	<T>
0001	0	8B
0001	1	16B
001x	0	4H
001x	1	8H
01xx	0	2S
01xx	1	4S
1xxx	0	RESERVED
1xxx	1	2D

<Vn> Is the name of the SIMD&FP source register, encoded in the "Rn" field.

Operation

```
CheckFPAdvSIMDEnabled64();
constant bits(datasize) operand = V[n, datasize];
bits(datasize) result;

for e = 0 to elements-1
    Elem[result, e, esize] = LSL(Elem[operand, e, esize], shift);

V[d, datasize] = result;
```

Operational information

- If PSTATE.DIT is 1:
- The execution time of this instruction is independent of:
 - The values of the data supplied in any of its registers.
 - The values of the NZCV flags.
 - The response of this instruction to asynchronous exceptions does not vary based on:
 - The values of the data supplied in any of its registers.
 - The values of the NZCV flags.

SHLL, SHLL2

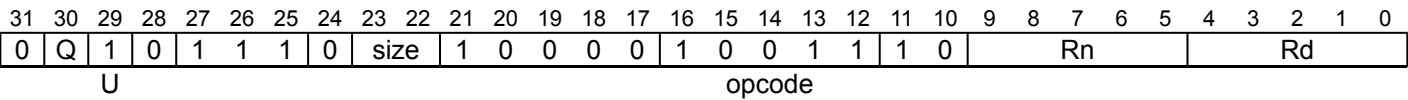
Shift left long (by element size)

This instruction reads each vector element in the lower or upper half of the source SIMD&FP register, left shifts each result by the element size, writes the final result to a vector, and writes the vector to the destination SIMD&FP register. The destination vector elements are twice as long as the source vector elements.

The SHLL instruction extracts vector elements from the lower half of the source register. The SHLL2 instruction extracts vector elements from the upper half of the source register.

Depending on the settings in the CPACR_EL1, CPTR_EL2, and CPTR_EL3 registers, and the current Security state and Exception level, an attempt to execute the instruction might be trapped.

Vector
(FEAT_AdvSIMD)



Encoding

SHLL{2} <Vd>.<Ta>, <Vn>.<Tb>, #<shift>

Decode for this encoding

```
if !IsFeatureImplemented(FEAT_AdvSIMD) then EndOfDecode(Decode_UNDEF);
constant integer d = UInt(Rd);
constant integer n = UInt(Rn);

if size == '11' then EndOfDecode(Decode_UNDEF);
constant integer esize = 8 << UInt(size);
constant integer datasize = 64;
constant integer part = UInt(Q);
constant integer elements = datasize DIV esize;

constant integer shift = esize;
```

Assembler Symbols

2 Is the second and upper half specifier. If present it causes the operation to be performed on the upper 64 bits of the registers holding the narrower elements, and is encoded in “Q”:

Q	2
0	[absent]
1	[present]

<Vd> Is the name of the SIMD&FP destination register, encoded in the "Rd" field.

<Ta> Is an arrangement specifier, encoded in “size”:

size	<Ta>
00	8H
01	4S
10	2D
11	RESERVED

<Vn> Is the name of the SIMD&FP source register, encoded in the "Rn" field.

<Tb> Is an arrangement specifier, encoded in “size:Q”:

size	Q	<Tb>
00	0	8B
00	1	16B
01	0	4H
01	1	8H
10	0	2S
10	1	4S
11	x	RESERVED

<shift> Is the left shift amount, which must be equal to the source element width in bits, encoded in “size”:

size	<shift>
00	8
01	16
10	32
11	RESERVED

Operation

```

CheckFPAdvSIMDEnabled64();
constant bits(datasize) operand = Vpart[n, part, datasize];
bits(2*datasize) result;
integer element;

for e = 0 to elements-1
    element = SInt(Elem[operand, e, esize]) << shift;
    Elem[result, e, 2*esize] = element<2*esize-1:0>;

V[d, 2*datasize] = result;

```

Operational information

If PSTATE.DIT is 1:

- The execution time of this instruction is independent of:
 - The values of the data supplied in any of its registers.
 - The values of the NZCV flags.
- The response of this instruction to asynchronous exceptions does not vary based on:
 - The values of the data supplied in any of its registers.
 - The values of the NZCV flags.

Internal version only: aarchmrs v2025-03_rel, pseudocode v2025-03_rel ; Build timestamp: 2025-03-21T17:41

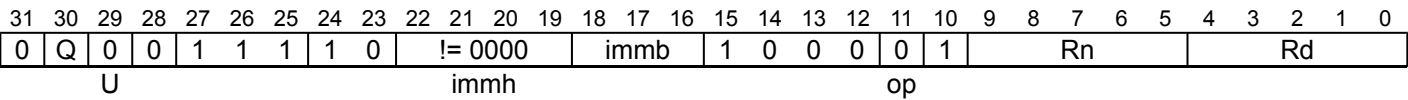
Copyright © 2010-2025 Arm Limited or its affiliates. All rights reserved. This document is Non-Confidential.

SHRN, SHRN2

Shift right narrow (immediate)

This instruction reads each unsigned integer value from the source SIMD&FP register, right shifts each result by an immediate value, puts the final result into a vector, and writes the vector to the lower or upper half of the destination SIMD&FP register. The destination vector elements are half as long as the source vector elements. The results are truncated. For rounded results, see [RSHRN](#).
The SHRN instruction writes the vector to the lower half of the destination register and clears the upper half. The SHRN2 instruction writes the vector to the upper half of the destination register without affecting the other bits of the register.
Depending on the settings in the CPACR_EL1, CPTR_EL2, and CPTR_EL3 registers, and the current Security state and Exception level, an attempt to execute the instruction might be trapped.

Vector
(FEAT_AdvSIMD)



Encoding

```
SHRN{2} <Vd>.<Tb>, <Vn>.<Ta>, #<shift>
```

Decode for this encoding

```
if !IsFeatureImplemented(FEAT_AdvSIMD) then EndOfDecode(Decode_UNDEF);
if immh == '0000' then SEE(asimdimh);
if immh<3> == '1' then EndOfDecode(Decode_UNDEF);

constant integer d = UInt(Rd);
constant integer n = UInt(Rn);
constant integer esize = 8 << HighestSetBitNZ(immh<2:0>);
constant integer datasize = 64;
constant integer part = UInt(Q);
constant integer elements = datasize DIV esize;

constant integer shift = (2 * esize) - UInt(immh:immb);
constant boolean round = FALSE;
```

Assembler Symbols

2 Is the second and upper half specifier. If present it causes the operation to be performed on the upper 64 bits of the registers holding the narrower elements, and is encoded in “Q”:

Q		2
0		[absent]
1		[present]

<Vd> Is the name of the SIMD&FP destination register, encoded in the "Rd" field.

<Tb> Is an arrangement specifier, encoded in “immh:Q”:

immh	Q	<Tb>
0001	0	8B
0001	1	16B
001x	0	4H
001x	1	8H
01xx	0	2S
01xx	1	4S
1xxx	x	RESERVED

<Vn> Is the name of the SIMD&FP source register, encoded in the "Rn" field.

<Ta> Is an arrangement specifier, encoded in “immh”:

immh	<Ta>
0001	8H
001x	4S
01xx	2D
1xxx	RESERVED

<shift> Is the right shift amount, in the range 1 to the destination element width in bits, encoded in “immh:immb”:

immh	<shift>
0001	16 - UInt(immh:immb)
001x	32 - UInt(immh:immb)
01xx	64 - UInt(immh:immb)
1xxx	RESERVED

Operation

```
CheckFPAdvSIMDEnabled64();
constant bits(datasize*2) operand = V[n, datasize*2];
bits(datasize) result;
integer element;

for e = 0 to elements-1
    element = RShr(UInt(Elem[operand, e, 2*esize]), shift, round);
    Elem[result, e, esize] = element<esize-1:0>;

Vpart[d, part, datasize] = result;
```

Operational information

- If PSTATE.DIT is 1:
- The execution time of this instruction is independent of:
 - The values of the data supplied in any of its registers.
 - The values of the NZCV flags.
 - The response of this instruction to asynchronous exceptions does not vary based on:
 - The values of the data supplied in any of its registers.
 - The values of the NZCV flags.

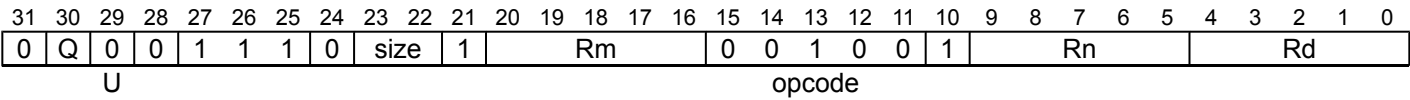
SHSUB

Signed halving subtract

This instruction subtracts the elements in the vector in the second source SIMD&FP register from the corresponding elements in the vector in the first source SIMD&FP register, shifts each result right one bit, places each result into elements of a vector, and writes the vector to the destination SIMD&FP register.

Depending on the settings in the CPACR_EL1, CPTR_EL2, and CPTR_EL3 registers, and the current Security state and Exception level, an attempt to execute the instruction might be trapped.

Three registers of the same type (FEAT_AdvSIMD)



Encoding

SHSUB <Vd>.<T>, <Vn>.<T>, <Vm>.<T>

Decode for this encoding

```
if !IsFeatureImplemented(FEAT_AdvSIMD) then EndOfDecode(Decode_UNDEF);
constant integer d = UInt(Rd);
constant integer n = UInt(Rn);
constant integer m = UInt(Rm);
if size == '11' then EndOfDecode(Decode_UNDEF);
constant integer esize = 8 << UInt(size);
constant integer datasize = 64 << UInt(Q);
constant integer elements = datasize DIV esize;
```

Assembler Symbols

<Vd> Is the name of the SIMD&FP destination register, encoded in the "Rd" field.

<T> Is an arrangement specifier, encoded in “size:Q”:

size	Q	<T>
00	0	8B
00	1	16B
01	0	4H
01	1	8H
10	0	2S
10	1	4S
11	x	RESERVED

<Vn> Is the name of the first SIMD&FP source register, encoded in the "Rn" field.

<Vm> Is the name of the second SIMD&FP source register, encoded in the "Rm" field.

Operation

```
CheckFPAdvSIMDEnabled64();
constant bits(datasize) operand1 = V[n, datasize];
constant bits(datasize) operand2 = V[m, datasize];
bits(datasize) result;
integer element1;
integer element2;
integer diff;

for e = 0 to elements-1
    element1 = SInt(Elem[operand1, e, esize]);
    element2 = SInt(Elem[operand2, e, esize]);
    diff = (element1 - element2) >> 1;
    Elem[result, e, esize] = diff<esize-1:0>;

V[d, datasize] = result;
```

Operational information

If PSTATE.DIT is 1:

- The execution time of this instruction is independent of:
 - The values of the data supplied in any of its registers.
 - The values of the NZCV flags.
- The response of this instruction to asynchronous exceptions does not vary based on:
 - The values of the data supplied in any of its registers.
 - The values of the NZCV flags.

Internal version only: aarchmrs v2025-03_rel, pseudocode v2025-03_rel ; Build timestamp: 2025-03-21T17:41

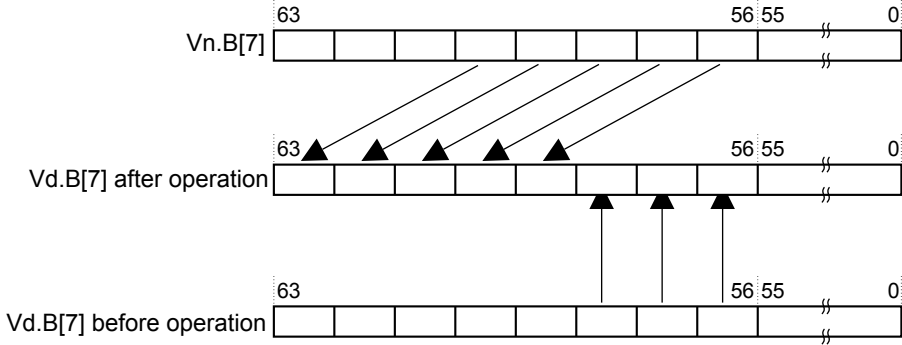
Copyright © 2010-2025 Arm Limited or its affiliates. All rights reserved. This document is Non-Confidential.

SLI

Shift left and insert (immediate)

This instruction reads each vector element in the source SIMD&FP register, left shifts each vector element by an immediate value, and inserts the result into the corresponding vector element in the destination SIMD&FP register such that the new zero bits created by the shift are not inserted but retain their existing value. Bits shifted out of the left of each vector element in the source register are lost.

The following figure shows an example of the operation of shift left by 3 for an 8-bit vector element.



Depending on the settings in the CPACR_EL1, CPTR_EL2, and CPTR_EL3 registers, and the current Security state and Exception level, an attempt to execute the instruction might be trapped.

It has encodings from 2 classes: [Scalar](#) and [Vector](#)

Scalar
(FEAT_AdvSIMD)

31	30	29	28	27	26	25	24	23	22	21	20	19	18	17	16	15	14	13	12	11	10	9	8	7	6	5	4	3	2	1	0	
0	1	1	1	1	1	1	1	0	1	x	x	x	immb			0	1	0	1	0	1	1	Rn					Rd				
U									immh					opcode																		

Encoding

SLI D<d>, D<n>, #<shift>

Decode for this encoding

```
if !IsFeatureImplemented(FEAT_AdvSIMD) then EndOfDecode(Decode_UNDEF);
if immh<3> != '1' then EndOfDecode(Decode_UNDEF);

constant integer d = UInt(Rd);
constant integer n = UInt(Rn);
constant integer esize = 8 << 3;
constant integer datasize = esize;
constant integer elements = 1;
constant integer shift = UInt(immh:immb) - esize;
```

Vector
(FEAT_AdvSIMD)

31	30	29	28	27	26	25	24	23	22	21	20	19	18	17	16	15	14	13	12	11	10	9	8	7	6	5	4	3	2	1	0
0	Q	1	0	1	1	1	1	0	!= 0000				immb			0	1	0	1	0	1	1	Rn				Rd				
U									immh					opcode																	

Encoding

```
SLI <Vd>.<T>, <Vn>.<T>, #<shift>
```

Decode for this encoding

```
if !IsFeatureImplemented(FEAT_AdvSIMD) then EndOfDecode(Decode_UNDEF);
if immh == '0000' then SEE(asimdimm);
if immh<3>:Q == '10' then EndOfDecode(Decode_UNDEF);

constant integer d = UInt(Rd);
constant integer n = UInt(Rn);
constant integer esize = 8 << HighestSetBitNZ(immh);
constant integer datasize = 64 << UInt(Q);
constant integer elements = datasize DIV esize;
constant integer shift = UInt(immh:immb) - esize;
```

Assembler Symbols

- <d> Is the number of the SIMD&FP destination register, encoded in the "Rd" field.
- <n> Is the number of the SIMD&FP source register, encoded in the "Rn" field.
- <shift> For the "Scalar" variant: is the left shift amount, in the range 0 to 63, encoded as UInt("immh:immb") - 64.

For the "Vector" variant: is the left shift amount, in the range 0 to the element width in bits minus 1, encoded in "immh:immb":

immh	<shift>
0001	UInt(immh:immb) - 8
001x	UInt(immh:immb) - 16
01xx	UInt(immh:immb) - 32
1xxx	UInt(immh:immb) - 64

- <Vd> Is the name of the SIMD&FP destination register, encoded in the "Rd" field.
- <T> Is an arrangement specifier, encoded in "immh:Q":

immh	Q	<T>
0001	0	8B
0001	1	16B
001x	0	4H
001x	1	8H
01xx	0	2S
01xx	1	4S
1xxx	0	RESERVED
1xxx	1	2D

- <Vn> Is the name of the SIMD&FP source register, encoded in the "Rn" field.

Operation

```
CheckFPAdvSIMDEnabled64();
constant bits(datasize) operand = V[n, datasize];
constant bits(datasize) operand2 = V[d, datasize];
constant bits(esize) mask = LSL(Ones(esize), shift);
bits(datasize) result;
bits(esize) shifted;

for e = 0 to elements-1
    shifted = LSL(Elem[operand, e, esize], shift);
    Elem[result, e, esize] = (Elem[operand2, e, esize] AND NOT(mask)) OR shifted;
V[d, datasize] = result;
```

Operational information

If PSTATE.DIT is 1:

- The execution time of this instruction is independent of:
 - The values of the data supplied in any of its registers.
 - The values of the NZCV flags.
- The response of this instruction to asynchronous exceptions does not vary based on:
 - The values of the data supplied in any of its registers.
 - The values of the NZCV flags.

Internal version only: aarchmrs v2025-03_rel, pseudocode v2025-03_rel ; Build timestamp: 2025-03-21T17:41

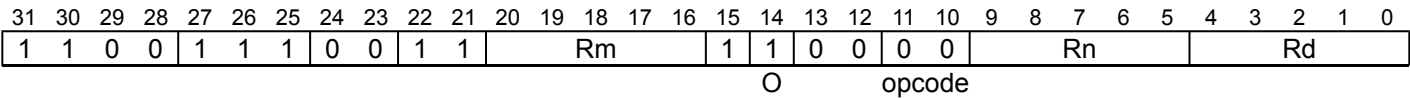
Copyright © 2010-2025 Arm Limited or its affiliates. All rights reserved. This document is Non-Confidential.

SM3PARTW1

SM3PARTW1

This instruction takes three 128-bit vectors from the three source SIMD&FP registers and returns a 128-bit result in the destination SIMD&FP register. The result is obtained by a three-way exclusive-OR of the elements within the input vectors with some fixed rotations, see the Operation pseudocode for more information.

Advanced SIMD (FEAT_SM3)



Encoding

SM3PARTW1 <Vd>.4S, <Vn>.4S, <Vm>.4S

Decode for this encoding

```
if !IsFeatureImplemented(FEAT_SM3) then EndOfDecode(Decode_UNDEF);
constant integer d = UInt(Rd);
constant integer n = UInt(Rn);
constant integer m = UInt(Rm);
```

Assembler Symbols

- <Vd> Is the name of the SIMD&FP source and destination register, encoded in the "Rd" field.
- <Vn> Is the name of the second SIMD&FP source register, encoded in the "Rn" field.
- <Vm> Is the name of the third SIMD&FP source register, encoded in the "Rm" field.

Operation

```
AArch64.CheckFPAdvSIMDEnabled();

constant bits(128) Vm = V[m, 128];
constant bits(128) Vn = V[n, 128];
constant bits(128) Vd = V[d, 128];
bits(128) result;

result<95:0> = (Vd EOR Vn)<95:0> EOR (ROL(Vm<127:96>, 15):ROL(Vm<95:64>, 15):ROL(Vm<63:32>, 15));

for i = 0 to 3
    if i == 3 then
        result<127:96> = (Vd EOR Vn)<127:96> EOR (ROL(result<31:0>, 15));
    result<(32*i)+31:(32*i)> = (result<(32*i)+31:(32*i)> EOR ROL(result<(32*i)+31:(32*i)>, 15) EOR
        ROL(result<(32*i)+31:(32*i)>, 23));
V[d, 128] = result;
```

Operational information

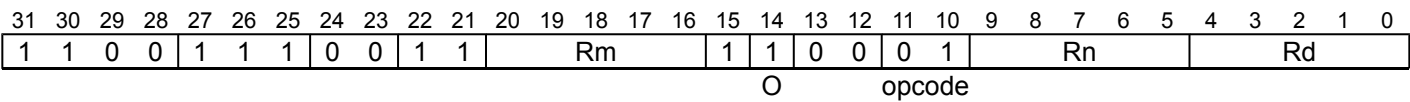
- If PSTATE.DIT is 1:
- The execution time of this instruction is independent of:
 - The values of the data supplied in any of its registers.
 - The values of the NZCV flags.
 - The response of this instruction to asynchronous exceptions does not vary based on:
 - The values of the data supplied in any of its registers.
 - The values of the NZCV flags.

SM3PARTW2

SM3PARTW2

This instruction takes three 128-bit vectors from three source SIMD&FP registers and returns a 128-bit result in the destination SIMD&FP register. The result is obtained by a three-way exclusive-OR of the elements within the input vectors with some fixed rotations, see the Operation pseudocode for more information.

Advanced SIMD (FEAT_SM3)



Encoding

SM3PARTW2 <Vd>.4S, <Vn>.4S, <Vm>.4S

Decode for this encoding

```
if !IsFeatureImplemented(FEAT_SM3) then EndOfDecode(Decode_UNDEF);
constant integer d = UInt(Rd);
constant integer n = UInt(Rn);
constant integer m = UInt(Rm);
```

Assembler Symbols

- <Vd> Is the name of the SIMD&FP source and destination register, encoded in the "Rd" field.
- <Vn> Is the name of the second SIMD&FP source register, encoded in the "Rn" field.
- <Vm> Is the name of the third SIMD&FP source register, encoded in the "Rm" field.

Operation

```
AArch64.CheckFPAdvSIMDEnabled();

constant bits(128) Vm = V[m, 128];
constant bits(128) Vn = V[n, 128];
constant bits(128) Vd = V[d, 128];

bits(128) result;
bits(128) tmp;
bits(32) tmp2;

tmp<127:0> = Vn EOR (ROL(Vm<127:96>, 7) : ROL(Vm<95:64>, 7) : ROL(Vm<63:32>, 7) : ROL(Vm<31:0>, 7));
result<127:0> = Vd<127:0> EOR tmp<127:0>;
tmp2 = ROL(tmp<31:0>, 15);
tmp2 = tmp2 EOR ROL(tmp2, 15) EOR ROL(tmp2, 23);
result<127:96> = result<127:96> EOR tmp2;
V[d, 128] = result;
```

Operational information

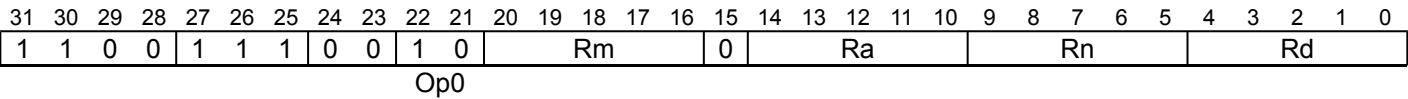
- If PSTATE.DIT is 1:
- The execution time of this instruction is independent of:
 - The values of the data supplied in any of its registers.
 - The values of the NZCV flags.
 - The response of this instruction to asynchronous exceptions does not vary based on:
 - The values of the data supplied in any of its registers.
 - The values of the NZCV flags.

SM3SS1

SM3SS1

This instruction rotates the top 32 bits of the 128-bit vector in the first source SIMD&FP register by 12, and adds that 32-bit value to the two other 32-bit values held in the top 32 bits of each of the 128-bit vectors in the second and third source SIMD&FP registers, rotating this result left by 7 and writing the final result into the top 32 bits of the vector in the destination SIMD&FP register, with the bottom 96 bits of the vector being written to 0.

Advanced SIMD
(FEAT_SM3)



Encoding

SM3SS1 <Vd>.4S, <Vn>.4S, <Vm>.4S, <Va>.4S

Decode for this encoding

```
if !IsFeatureImplemented(FEAT_SM3) then EndOfDecode(Decode_UNDEF);
constant integer d = UInt(Rd);
constant integer n = UInt(Rn);
constant integer m = UInt(Rm);
constant integer a = UInt(Ra);
```

Assembler Symbols

- <Vd> Is the name of the SIMD&FP destination register, encoded in the "Rd" field.
- <Vn> Is the name of the first SIMD&FP source register, encoded in the "Rn" field.
- <Vm> Is the name of the second SIMD&FP source register, encoded in the "Rm" field.
- <Va> Is the name of the third SIMD&FP source register, encoded in the "Ra" field.

Operation

```
AArch64.CheckFPAdvSIMDEnabled();

constant bits(128) Vm = V[m, 128];
constant bits(128) Vn = V[n, 128];
constant bits(128) Va = V[a, 128];

bits(128) result;
result<127:96> = ROL((ROL(Vn<127:96>, 12) + Vm<127:96> + Va<127:96>), 7);
result<95:0> = Zeros(96);
V[d, 128] = result;
```

Operational information

- If PSTATE.DIT is 1:
- The execution time of this instruction is independent of:
 - The values of the data supplied in any of its registers.
 - The values of the NZCV flags.
 - The response of this instruction to asynchronous exceptions does not vary based on:
 - The values of the data supplied in any of its registers.
 - The values of the NZCV flags.

SM3TT1A

SM3TT1A

This instruction takes three 128-bit vectors from three source SIMD&FP registers and a 2-bit immediate index value, and returns a 128-bit result in the destination SIMD&FP register. It performs a three-way exclusive-OR of the three 32-bit fields held in the upper three elements of the first source vector, and adds the resulting 32-bit value and the following three other 32-bit values:

- The bottom 32-bit element of the first source vector, Vd, that was used for the three-way exclusive-OR.
- The result of the exclusive-OR of the top 32-bit element of the second source vector, Vn, with a rotation left by 12 of the top 32-bit element of the first source vector.
- A 32-bit element indexed out of the third source vector, Vm.

The result of this addition is returned as the top element of the result. The other elements of the result are taken from elements of the first source vector, with the element returned in bits<63:32> being rotated left by 9.

Advanced SIMD (FEAT_SM3)

31	30	29	28	27	26	25	24	23	22	21	20	19	18	17	16	15	14	13	12	11	10	9	8	7	6	5	4	3	2	1	0
1	1	0	0	1	1	1	0	0	1	0	Rm				1	0	imm2	0	0	Rn				Rd							
opcode																															

Encoding

SM3TT1A <Vd>.4S, <Vn>.4S, <Vm>.S [<imm2>]

Decode for this encoding

```
if !IsFeatureImplemented(FEAT_SM3) then EndOfDecode(Decode_UNDEF);
constant integer d = UInt(Rd);
constant integer n = UInt(Rn);
constant integer m = UInt(Rm);
constant integer i = UInt(imm2);
```

Assembler Symbols

- <Vd>
- Is the name of the SIMD&FP source and destination register, encoded in the "Rd" field.
- <Vn>
- Is the name of the second SIMD&FP source register, encoded in the "Rn" field.
- <Vm>
- Is the name of the third SIMD&FP source register, encoded in the "Rm" field.
- <imm2>
- Is a 32-bit element indexed out of <Vm>, encoded in "imm2".

Operation

```
AArch64.CheckFPAdvSIMDEnabled() ;  
  
constant bits(128) Vm = V[m, 128];  
constant bits(128) Vn = V[n, 128];  
constant bits(128) Vd = V[d, 128];  
  
bits(32) WjPrime;  
bits(128) result;  
bits(32) TT1;  
bits(32) SS2;  
  
WjPrime = Elem[Vm, i, 32];  
SS2 = Vn<127:96> EOR ROL(Vd<127:96>, 12);  
TT1 = Vd<63:32> EOR (Vd<127:96> EOR Vd<95:64>);  
TT1 = (TT1 + Vd<31:0> + SS2 + WjPrime)<31:0>;  
result<31:0> = Vd<63:32>;  
result<63:32> = ROL(Vd<95:64>, 9);  
result<95:64> = Vd<127:96>;  
result<127:96> = TT1;  
V[d, 128] = result;
```

Operational information

If PSTATE.DIT is 1:

- The execution time of this instruction is independent of:
 - The values of the data supplied in any of its registers.
 - The values of the NZCV flags.
- The response of this instruction to asynchronous exceptions does not vary based on:
 - The values of the data supplied in any of its registers.
 - The values of the NZCV flags.

Internal version only: aarchmrs v2025-03_rel, pseudocode v2025-03_rel ; Build timestamp: 2025-03-21T17:41

Copyright © 2010-2025 Arm Limited or its affiliates. All rights reserved. This document is Non-Confidential.

SM3TT1B

SM3TT1B

This instruction takes three 128-bit vectors from three source SIMD&FP registers and a 2-bit immediate index value, and returns a 128-bit result in the destination SIMD&FP register. It performs a 32-bit majority function between the three 32-bit fields held in the upper three elements of the first source vector, and adds the resulting 32-bit value and the following three other 32-bit values:

- The bottom 32-bit element of the first source vector, Vd, that was used for the 32-bit majority function.
- The result of the exclusive-OR of the top 32-bit element of the second source vector, Vn, with a rotation left by 12 of the top 32-bit element of the first source vector.
- A 32-bit element indexed out of the third source vector, Vm.

The result of this addition is returned as the top element of the result. The other elements of the result are taken from elements of the first source vector, with the element returned in bits<63:32> being rotated left by 9.

Advanced SIMD (FEAT_SM3)

31	30	29	28	27	26	25	24	23	22	21	20	19	18	17	16	15	14	13	12	11	10	9	8	7	6	5	4	3	2	1	0
1	1	0	0	1	1	1	0	0	1	0	Rm				1	0	imm2	0	1	Rn				Rd							
opcode																															

Encoding

SM3TT1B <Vd>.4S, <Vn>.4S, <Vm>.S[<imm2>]

Decode for this encoding

```
if !IsFeatureImplemented(FEAT_SM3) then EndOfDecode(Decode_UNDEF);
constant integer d = UInt(Rd);
constant integer n = UInt(Rn);
constant integer m = UInt(Rm);
constant integer i = UInt(imm2);
```

Assembler Symbols

- <Vd>
- Is the name of the SIMD&FP source and destination register, encoded in the "Rd" field.
- <Vn>
- Is the name of the second SIMD&FP source register, encoded in the "Rn" field.
- <Vm>
- Is the name of the third SIMD&FP source register, encoded in the "Rm" field.
- <imm2>
- Is a 32-bit element indexed out of <Vm>, encoded in "imm2".

Operation

```
AArch64.CheckFPAdvSIMDEnabled() ;

constant bits(128) Vm = V[m, 128];
constant bits(128) Vn = V[n, 128];
constant bits(128) Vd = V[d, 128];

bits(32) WjPrime;
bits(128) result;
bits(32) TT1;
bits(32) SS2;

WjPrime = Elem[Vm, i, 32];
SS2 = Vn<127:96> EOR ROL(Vd<127:96>, 12);
TT1 = (Vd<127:96> AND Vd<63:32>) OR (Vd<127:96> AND Vd<95:64>) OR (Vd<63:32> AND Vd<95:64>);
TT1 = (TT1 + Vd<31:0> + SS2 + WjPrime)<31:0>;
result<31:0> = Vd<63:32>;
result<63:32> = ROL(Vd<95:64>, 9);
result<95:64> = Vd<127:96>;
result<127:96> = TT1;
V[d, 128] = result;
```

Operational information

If PSTATE.DIT is 1:

- The execution time of this instruction is independent of:
 - The values of the data supplied in any of its registers.
 - The values of the NZCV flags.
- The response of this instruction to asynchronous exceptions does not vary based on:
 - The values of the data supplied in any of its registers.
 - The values of the NZCV flags.

Internal version only: aarchmrs v2025-03_rel, pseudocode v2025-03_rel ; Build timestamp: 2025-03-21T17:41

Copyright © 2010-2025 Arm Limited or its affiliates. All rights reserved. This document is Non-Confidential.

SM3TT2A

SM3TT2A

This instruction takes three 128-bit vectors from three source SIMD&FP register and a 2-bit immediate index value, and returns a 128-bit result in the destination SIMD&FP register. It performs a three-way exclusive-OR of the three 32-bit fields held in the upper three elements of the first source vector, and adds the resulting 32-bit value and the following three other 32-bit values:

- The bottom 32-bit element of the first source vector, Vd, that was used for the three-way exclusive-OR.
 - The 32-bit element held in the top 32 bits of the second source vector, Vn.
 - A 32-bit element indexed out of the third source vector, Vm.
- A three-way exclusive-OR is performed of the result of this addition, the result of the addition rotated left by 9, and the result of the addition rotated left by 17. The result of this exclusive-OR is returned as the top element of the returned result. The other elements of this result are taken from elements of the first source vector, with the element returned in bits<63:32> being rotated left by 19.

Advanced SIMD (FEAT_SM3)

31	30	29	28	27	26	25	24	23	22	21	20	19	18	17	16	15	14	13	12	11	10	9	8	7	6	5	4	3	2	1	0
1	1	0	0	1	1	1	0	0	1	0	Rm				1	0	imm2	1	0	Rn				Rd							
opcode																															

Encoding

SM3TT2A <Vd>.4S, <Vn>.4S, <Vm>.S[<imm2>]

Decode for this encoding

```
if !IsFeatureImplemented(FEAT_SM3) then EndOfDecode(Decode_UNDEF);
constant integer d = UInt(Rd);
constant integer n = UInt(Rn);
constant integer m = UInt(Rm);
constant integer i = UInt(imm2);
```

Assembler Symbols

- <Vd> Is the name of the SIMD&FP source and destination register, encoded in the "Rd" field.
- <Vn> Is the name of the second SIMD&FP source register, encoded in the "Rn" field.
- <Vm> Is the name of the third SIMD&FP source register, encoded in the "Rm" field.
- <imm2> Is a 32-bit element indexed out of <Vm>, encoded in "imm2".

Operation

```
AArch64.CheckFPAdvSIMDEnabled();  
  
constant bits(128) Vm = V[m, 128];  
constant bits(128) Vn = V[n, 128];  
constant bits(128) Vd = V[d, 128];  
  
bits(32) Wj;  
bits(128) result;  
bits(32) TT2;  
  
Wj = Elem[Vm, i, 32];  
TT2 = Vd<63:32> EOR (Vd<127:96> EOR Vd<95:64>);  
TT2 = (TT2 + Vd<31:0> + Vn<127:96> + Wj)<31:0>;  
  
result<31:0> = Vd<63:32>;  
result<63:32> = ROL(Vd<95:64>, 19);  
result<95:64> = Vd<127:96>;  
result<127:96> = TT2 EOR ROL(TT2, 9) EOR ROL(TT2, 17);  
V[d, 128] = result;
```

Operational information

If PSTATE.DIT is 1:

- The execution time of this instruction is independent of:
 - The values of the data supplied in any of its registers.
 - The values of the NZCV flags.
- The response of this instruction to asynchronous exceptions does not vary based on:
 - The values of the data supplied in any of its registers.
 - The values of the NZCV flags.

Internal version only: aarchmrs v2025-03_rel, pseudocode v2025-03_rel ; Build timestamp: 2025-03-21T17:41

Copyright © 2010-2025 Arm Limited or its affiliates. All rights reserved. This document is Non-Confidential.

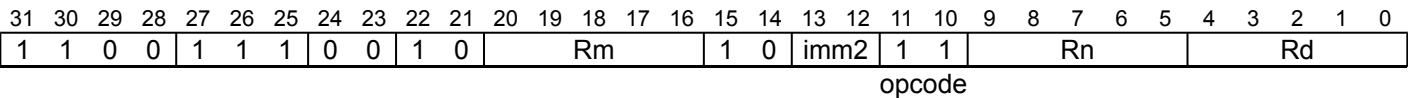
SM3TT2B

SM3TT2B

This instruction takes three 128-bit vectors from three source SIMD&FP registers, and a 2-bit immediate index value, and returns a 128-bit result in the destination SIMD&FP register. It performs a 32-bit majority function between the three 32-bit fields held in the upper three elements of the first source vector, and adds the resulting 32-bit value and the following three other 32-bit values:

- The bottom 32-bit element of the first source vector, Vd, that was used for the 32-bit majority function.
 - The 32-bit element held in the top 32 bits of the second source vector, Vn.
 - A 32-bit element indexed out of the third source vector, Vm.
- A three-way exclusive-OR is performed of the result of this addition, the result of the addition rotated left by 9, and the result of the addition rotated left by 17. The result of this exclusive-OR is returned as the top element of the returned result. The other elements of this result are taken from elements of the first source vector, with the element returned in bits<63:32> being rotated left by 19.

Advanced SIMD (FEAT_SM3)



Encoding

SM3TT2B <Vd>.4S, <Vn>.4S, <Vm>.S[<imm2>]

Decode for this encoding

```
if !IsFeatureImplemented(FEAT_SM3) then EndOfDecode(Decode_UNDEF);
constant integer d = UInt(Rd);
constant integer n = UInt(Rn);
constant integer m = UInt(Rm);
constant integer i = UInt(imm2);
```

Assembler Symbols

- <Vd> Is the name of the SIMD&FP source and destination register, encoded in the "Rd" field.
- <Vn> Is the name of the second SIMD&FP source register, encoded in the "Rn" field.
- <Vm> Is the name of the third SIMD&FP source register, encoded in the "Rm" field.
- <imm2> Is a 32-bit element indexed out of <Vm>, encoded in "imm2".

Operation

```
AArch64.CheckFPAdvSIMDEnabled();  
  
constant bits(128) Vm = V[m, 128];  
constant bits(128) Vn = V[n, 128];  
constant bits(128) Vd = V[d, 128];  
  
bits(32) Wj;  
bits(128) result;  
bits(32) TT2;  
  
Wj = Elem[Vm, i, 32];  
TT2 = (Vd<127:96> AND Vd<95:64>) OR (NOT(Vd<127:96>) AND Vd<63:32>);  
TT2 = (TT2 + Vd<31:0> + Vn<127:96> + Wj)<31:0>;  
  
result<31:0> = Vd<63:32>;  
result<63:32> = ROL(Vd<95:64>, 19);  
result<95:64> = Vd<127:96>;  
result<127:96> = TT2 EOR ROL(TT2, 9) EOR ROL(TT2, 17);  
V[d, 128] = result;
```

Operational information

If PSTATE.DIT is 1:

- The execution time of this instruction is independent of:
 - The values of the data supplied in any of its registers.
 - The values of the NZCV flags.
- The response of this instruction to asynchronous exceptions does not vary based on:
 - The values of the data supplied in any of its registers.
 - The values of the NZCV flags.

Internal version only: aarchmrs v2025-03_rel, pseudocode v2025-03_rel ; Build timestamp: 2025-03-21T17:41

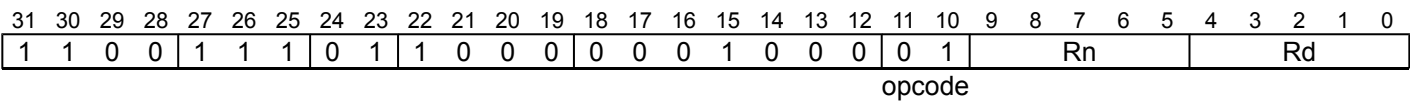
Copyright © 2010-2025 Arm Limited or its affiliates. All rights reserved. This document is Non-Confidential.

SM4E

SM4 encode

This instruction takes input data as a 128-bit vector from the first source SIMD&FP register, and four iterations of the round key held as the elements of the 128-bit vector in the second source SIMD&FP register. It encrypts the data by four rounds, in accordance with the SM4 standard, returning the 128-bit result to the destination SIMD&FP register.

Advanced SIMD (FEAT_SM4)



Encoding

SM4E <Vd>.4S, <Vn>.4S

Decode for this encoding

```
if !IsFeatureImplemented(FEAT_SM4) then EndOfDecode(Decode_UNDEF);
constant integer d = UInt(Rd);
constant integer n = UInt(Rn);
```

Assembler Symbols

- <Vd> Is the name of the SIMD&FP source and destination register, encoded in the "Rd" field.
- <Vn> Is the name of the second SIMD&FP source register, encoded in the "Rn" field.

Operation

```
AArch64.CheckFPAdvSIMDEnabled();

constant bits(128) Vn = V[n, 128];
bits(32) intval;
bits(128) roundresult;
bits(32) roundkey;

roundresult = V[d, 128];
for index = 0 to 3
    roundkey = Elem[Vn, index, 32];

    intval = roundresult<127:96> EOR roundresult<95:64> EOR roundresult<63:32> EOR roundkey;

    for i = 0 to 3
        Elem[intval, i, 8] = Sbox(Elem[intval, i, 8]);

    intval = intval EOR ROL(intval, 2) EOR ROL(intval, 10) EOR ROL(intval, 18) EOR ROL(intval, 24);
    intval = intval EOR roundresult<31:0>;

    roundresult<31:0> = roundresult<63:32>;
    roundresult<63:32> = roundresult<95:64>;
    roundresult<95:64> = roundresult<127:96>;
    roundresult<127:96> = intval;

V[d, 128] = roundresult;
```

Operational information

If PSTATE.DIT is 1:

- The execution time of this instruction is independent of:
 - The values of the data supplied in any of its registers.
 - The values of the NZCV flags.
- The response of this instruction to asynchronous exceptions does not vary based on:
 - The values of the data supplied in any of its registers.
 - The values of the NZCV flags.

Internal version only: aarchmrs v2025-03_rel, pseudocode v2025-03_rel ; Build timestamp: 2025-03-21T17:41

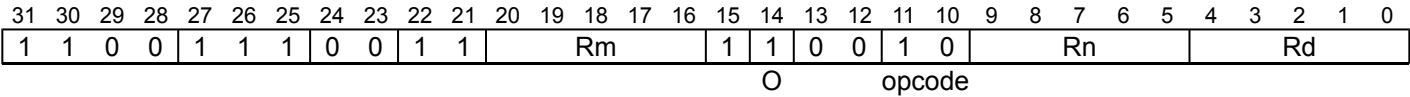
Copyright © 2010-2025 Arm Limited or its affiliates. All rights reserved. This document is Non-Confidential.

SM4EKEY

SM4 key

This instruction takes an input as a 128-bit vector from the first source SIMD&FP register and a 128-bit constant from the second SIMD&FP register. It derives four iterations of the output key, in accordance with the SM4 standard, returning the 128-bit result to the destination SIMD&FP register.

Advanced SIMD (FEAT_SM4)



Encoding

SM4EKEY <Vd>.4S, <Vn>.4S, <Vm>.4S

Decode for this encoding

```
if !IsFeatureImplemented(FEAT_SM4) then EndOfDecode(Decode_UNDEF);
constant integer d = UInt(Rd);
constant integer n = UInt(Rn);
constant integer m = UInt(Rm);
```

Assembler Symbols

- <Vd> Is the name of the SIMD&FP destination register, encoded in the "Rd" field.
- <Vn> Is the name of the first SIMD&FP source register, encoded in the "Rn" field.
- <Vm> Is the name of the second SIMD&FP source register, encoded in the "Rm" field.

Operation

```
AArch64.CheckFPAdvSIMDEnabled();

constant bits(128) Vm = V[m, 128];
bits(32) intval;
bits(32) const;
bits(128) roundresult;

roundresult = V[n, 128];
for index = 0 to 3
    const = Elem[Vm, index, 32];

    intval = roundresult<127:96> EOR roundresult<95:64> EOR roundresult<63:32> EOR const;

    for i = 0 to 3
        Elem[intval, i, 8] = Sbox(Elem[intval, i, 8]);

    intval = intval EOR ROL(intval, 13) EOR ROL(intval, 23);
    intval = intval EOR roundresult<31:0>;

    roundresult<31:0> = roundresult<63:32>;
    roundresult<63:32> = roundresult<95:64>;
    roundresult<95:64> = roundresult<127:96>;
    roundresult<127:96> = intval;

V[d, 128] = roundresult;
```

Operational information

If PSTATE.DIT is 1:

- The execution time of this instruction is independent of:
 - The values of the data supplied in any of its registers.
 - The values of the NZCV flags.
- The response of this instruction to asynchronous exceptions does not vary based on:
 - The values of the data supplied in any of its registers.
 - The values of the NZCV flags.

Internal version only: aarchmrs v2025-03_rel, pseudocode v2025-03_rel ; Build timestamp: 2025-03-21T17:41

Copyright © 2010-2025 Arm Limited or its affiliates. All rights reserved. This document is Non-Confidential.

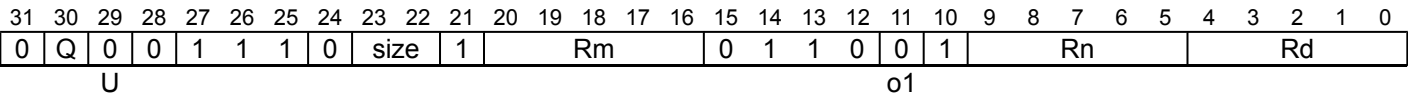
SMAX

Signed maximum (vector)

This instruction compares corresponding elements in the vectors in the two source SIMD&FP registers, places the larger of each pair of signed integer values into a vector, and writes the vector to the destination SIMD&FP register.

Depending on the settings in the CPACR_EL1, CPTR_EL2, and CPTR_EL3 registers, and the current Security state and Exception level, an attempt to execute the instruction might be trapped.

Three registers of the same type (FEAT_AdvSIMD)



Encoding

SMAX <Vd>.<T>, <Vn>.<T>, <Vm>.<T>

Decode for this encoding

```
if !IsFeatureImplemented(FEAT_AdvSIMD) then EndOfDecode(Decode_UNDEF);
if size == '11' then EndOfDecode(Decode_UNDEF);
constant integer d = UInt(Rd);
constant integer n = UInt(Rn);
constant integer m = UInt(Rm);
constant integer esize = 8 << UInt(size);
constant integer datasize = 64 << UInt(Q);
constant integer elements = datasize DIV esize;
```

Assembler Symbols

<Vd> Is the name of the SIMD&FP destination register, encoded in the "Rd" field.

<T> Is an arrangement specifier, encoded in “size:Q”:

size	Q	<T>
00	0	8B
00	1	16B
01	0	4H
01	1	8H
10	0	2S
10	1	4S
11	x	RESERVED

<Vn> Is the name of the first SIMD&FP source register, encoded in the "Rn" field.

<Vm> Is the name of the second SIMD&FP source register, encoded in the "Rm" field.

Operation

```
CheckFPAdvSIMDEnabled64();
constant bits(datasize) operand1 = V[n, datasize];
constant bits(datasize) operand2 = V[m, datasize];
bits(datasize) result;
integer element1;
integer element2;
integer max;

for e = 0 to elements-1
    element1 = SInt(Elem[operand1, e, esize]);
    element2 = SInt(Elem[operand2, e, esize]);
    max = Max(element1, element2);
    Elem[result, e, esize] = max<esize-1:0>;

V[d, datasize] = result;
```

Operational information

If PSTATE.DIT is 1:

- The execution time of this instruction is independent of:
 - The values of the data supplied in any of its registers.
 - The values of the NZCV flags.
- The response of this instruction to asynchronous exceptions does not vary based on:
 - The values of the data supplied in any of its registers.
 - The values of the NZCV flags.

Internal version only: aarchmrs v2025-03_rel, pseudocode v2025-03_rel ; Build timestamp: 2025-03-21T17:41

Copyright © 2010-2025 Arm Limited or its affiliates. All rights reserved. This document is Non-Confidential.

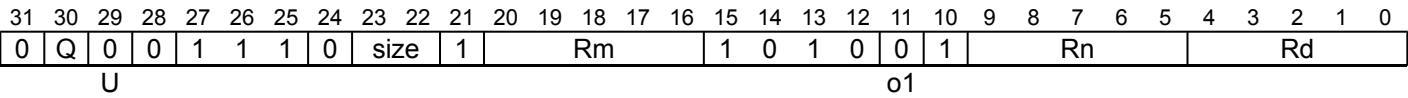
SMAXP

Signed maximum pairwise

This instruction creates a vector by concatenating the vector elements of the first source SIMD&FP register after the vector elements of the second source SIMD&FP register, reads each pair of adjacent vector elements in the two source SIMD&FP registers, writes the largest of each pair of signed integer values into a vector, and writes the vector to the destination SIMD&FP register.

Depending on the settings in the CPACR_EL1, CPTR_EL2, and CPTR_EL3 registers, and the current Security state and Exception level, an attempt to execute the instruction might be trapped.

Three registers of the same type
(FEAT_AdvSIMD)



Encoding

SMAXP <Vd>.<T>, <Vn>.<T>, <Vm>.<T>

Decode for this encoding

```
if !IsFeatureImplemented(FEAT_AdvSIMD) then EndOfDecode(Decode_UNDEF);
if size == '11' then EndOfDecode(Decode_UNDEF);
constant integer d = UInt(Rd);
constant integer n = UInt(Rn);
constant integer m = UInt(Rm);
constant integer esize = 8 << UInt(size);
constant integer datasize = 64 << UInt(Q);
constant integer elements = datasize DIV esize;
```

Assembler Symbols

<Vd> Is the name of the SIMD&FP destination register, encoded in the "Rd" field.

<T> Is an arrangement specifier, encoded in “size:Q”:

size	Q	<T>
00	0	8B
00	1	16B
01	0	4H
01	1	8H
10	0	2S
10	1	4S
11	x	RESERVED

<Vn> Is the name of the first SIMD&FP source register, encoded in the "Rn" field.

<Vm> Is the name of the second SIMD&FP source register, encoded in the "Rm" field.

Operation

```
CheckFPAdvSIMDEnabled64();
constant bits(datasize) operand1 = V[n, datasize];
constant bits(datasize) operand2 = V[m, datasize];
bits(datasize) result;
constant bits(2*datasize) concat = operand2:operand1;
integer element1;
integer element2;
integer max;

for e = 0 to elements-1
    element1 = SInt(Elem[concat, 2*e, esize]);
    element2 = SInt(Elem[concat, (2*e)+1, esize]);
    max = Max(element1, element2);
    Elem[result, e, esize] = max<esize-1:0>;

V[d, datasize] = result;
```

Operational information

If PSTATE.DIT is 1:

- The execution time of this instruction is independent of:
 - The values of the data supplied in any of its registers.
 - The values of the NZCV flags.
- The response of this instruction to asynchronous exceptions does not vary based on:
 - The values of the data supplied in any of its registers.
 - The values of the NZCV flags.

Internal version only: aarchmrs v2025-03_rel, pseudocode v2025-03_rel ; Build timestamp: 2025-03-21T17:41

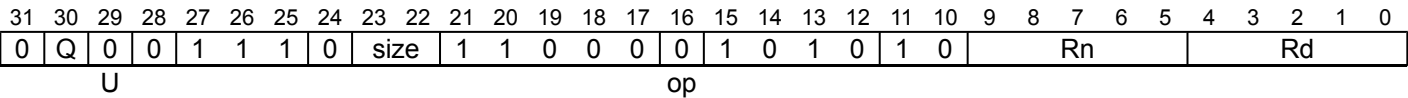
Copyright © 2010-2025 Arm Limited or its affiliates. All rights reserved. This document is Non-Confidential.

SMAXV

Signed maximum across vector

This instruction compares all the vector elements in the source SIMD&FP register, and writes the largest of the values as a scalar to the destination SIMD&FP register. All the values in this instruction are signed integer values.
Depending on the settings in the CPACR_EL1, CPTR_EL2, and CPTR_EL3 registers, and the current Security state and Exception level, an attempt to execute the instruction might be trapped.

Advanced SIMD
(FEAT_AdvSIMD)



Encoding

SMAXV <V><d>, <Vn>.<T>

Decode for this encoding

```
if !IsFeatureImplemented(FEAT_AdvSIMD) then EndOfDecode(Decode_UNDEF);
if size:Q == '100' then EndOfDecode(Decode_UNDEF);
if size == '11' then EndOfDecode(Decode_UNDEF);

constant integer d = UInt(Rd);
constant integer n = UInt(Rn);
constant integer esize = 8 << UInt(size);
constant integer datasize = 64 << UInt(Q);
constant integer elements = datasize DIV esize;

constant boolean unsigned = FALSE;
```

Assembler Symbols

- <V>

Is the destination width specifier, encoded in “size”:

size	<V>
00	B
01	H
10	S
11	RESERVED
- <d>

Is the number of the SIMD&FP destination register, encoded in the "Rd" field.
- <Vn>

Is the name of the SIMD&FP source register, encoded in the "Rn" field.
- <T>

Is an arrangement specifier, encoded in “size:Q”:

size	Q	<T>
00	0	8B
00	1	16B
01	0	4H
01	1	8H
10	0	RESERVED
10	1	4S
11	x	RESERVED

Operation

```
CheckFPAdvSIMDEnabled64();
constant bits(datasize) operand = V[n, datasize];
integer max = Int(Elem[operand, 0, esize], unsigned);

for e = 1 to elements-1
    constant integer element = Int(Elem[operand, e, esize], unsigned);
    max = Max(max, element);

V[d, esize] = max<esize-1:0>;
```

Operational information

If PSTATE.DIT is 1:

- The execution time of this instruction is independent of:
 - The values of the data supplied in any of its registers.
 - The values of the NZCV flags.
- The response of this instruction to asynchronous exceptions does not vary based on:
 - The values of the data supplied in any of its registers.
 - The values of the NZCV flags.

Internal version only: aarchmrs v2025-03_rel, pseudocode v2025-03_rel ; Build timestamp: 2025-03-21T17:41

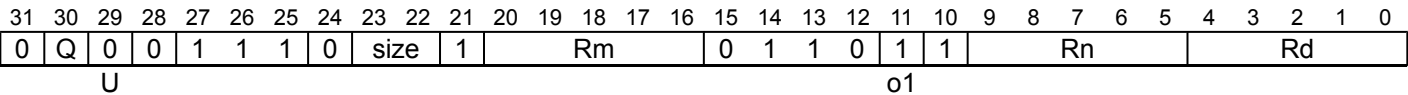
Copyright © 2010-2025 Arm Limited or its affiliates. All rights reserved. This document is Non-Confidential.

SMIN

Signed minimum (vector)

This instruction compares corresponding elements in the vectors in the two source SIMD&FP registers, places the smaller of each of the two signed integer values into a vector, and writes the vector to the destination SIMD&FP register.
Depending on the settings in the CPACR_EL1, CPTR_EL2, and CPTR_EL3 registers, and the current Security state and Exception level, an attempt to execute the instruction might be trapped.

Three registers of the same type
(FEAT_AdvSIMD)



Encoding

SMIN <Vd>.<T>, <Vn>.<T>, <Vm>.<T>

Decode for this encoding

```
if !IsFeatureImplemented(FEAT_AdvSIMD) then EndOfDecode(Decode_UNDEF);
if size == '11' then EndOfDecode(Decode_UNDEF);
constant integer d = UInt(Rd);
constant integer n = UInt(Rn);
constant integer m = UInt(Rm);
constant integer esize = 8 << UInt(size);
constant integer datasize = 64 << UInt(Q);
constant integer elements = datasize DIV esize;
```

Assembler Symbols

<Vd> Is the name of the SIMD&FP destination register, encoded in the "Rd" field.

<T> Is an arrangement specifier, encoded in “size:Q”:

size	Q	<T>
00	0	8B
00	1	16B
01	0	4H
01	1	8H
10	0	2S
10	1	4S
11	x	RESERVED

<Vn> Is the name of the first SIMD&FP source register, encoded in the "Rn" field.

<Vm> Is the name of the second SIMD&FP source register, encoded in the "Rm" field.

Operation

```
CheckFPAdvSIMDEnabled64();
constant bits(datasize) operand1 = V[n, datasize];
constant bits(datasize) operand2 = V[m, datasize];
bits(datasize) result;
integer element1;
integer element2;
integer min;

for e = 0 to elements-1
    element1 = SInt(Elem[operand1, e, esize]);
    element2 = SInt(Elem[operand2, e, esize]);
    min = Min(element1, element2);
    Elem[result, e, esize] = min<esize-1:0>;

V[d, datasize] = result;
```

Operational information

If PSTATE.DIT is 1:

- The execution time of this instruction is independent of:
 - The values of the data supplied in any of its registers.
 - The values of the NZCV flags.
- The response of this instruction to asynchronous exceptions does not vary based on:
 - The values of the data supplied in any of its registers.
 - The values of the NZCV flags.

Internal version only: aarchmrs v2025-03_rel, pseudocode v2025-03_rel ; Build timestamp: 2025-03-21T17:41

Copyright © 2010-2025 Arm Limited or its affiliates. All rights reserved. This document is Non-Confidential.

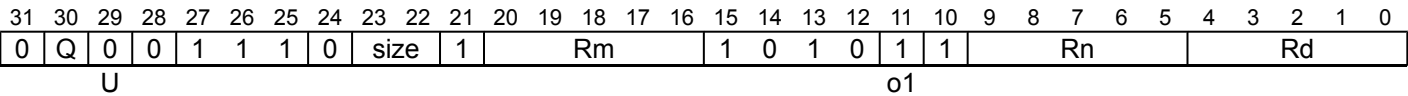
SMINP

Signed minimum pairwise

This instruction creates a vector by concatenating the vector elements of the first source SIMD&FP register after the vector elements of the second source SIMD&FP register, reads each pair of adjacent vector elements in the two source SIMD&FP registers, writes the smallest of each pair of signed integer values into a vector, and writes the vector to the destination SIMD&FP register.

Depending on the settings in the CPACR_EL1, CPTR_EL2, and CPTR_EL3 registers, and the current Security state and Exception level, an attempt to execute the instruction might be trapped.

Three registers of the same type
(FEAT_AdvSIMD)



Encoding

SMINP <Vd>.<T>, <Vn>.<T>, <Vm>.<T>

Decode for this encoding

```
if !IsFeatureImplemented(FEAT_AdvSIMD) then EndOfDecode(Decode_UNDEF);
if size == '11' then EndOfDecode(Decode_UNDEF);
constant integer d = UInt(Rd);
constant integer n = UInt(Rn);
constant integer m = UInt(Rm);
constant integer esize = 8 << UInt(size);
constant integer datasize = 64 << UInt(Q);
constant integer elements = datasize DIV esize;
```

Assembler Symbols

<Vd> Is the name of the SIMD&FP destination register, encoded in the "Rd" field.

<T> Is an arrangement specifier, encoded in “size:Q”:

size	Q	<T>
00	0	8B
00	1	16B
01	0	4H
01	1	8H
10	0	2S
10	1	4S
11	x	RESERVED

<Vn> Is the name of the first SIMD&FP source register, encoded in the "Rn" field.

<Vm> Is the name of the second SIMD&FP source register, encoded in the "Rm" field.

Operation

```
CheckFPAdvSIMDEnabled64();
constant bits(datasize) operand1 = V[n, datasize];
constant bits(datasize) operand2 = V[m, datasize];
bits(datasize) result;
constant bits(2*datasize) concat = operand2:operand1;
integer element1;
integer element2;
integer min;

for e = 0 to elements-1
    element1 = SInt(Elem[concat, 2*e, esize]);
    element2 = SInt(Elem[concat, (2*e)+1, esize]);
    min = Min(element1, element2);
    Elem[result, e, esize] = min<esize-1:0>;

V[d, datasize] = result;
```

Operational information

If PSTATE.DIT is 1:

- The execution time of this instruction is independent of:
 - The values of the data supplied in any of its registers.
 - The values of the NZCV flags.
- The response of this instruction to asynchronous exceptions does not vary based on:
 - The values of the data supplied in any of its registers.
 - The values of the NZCV flags.

Internal version only: aarchmrs v2025-03_rel, pseudocode v2025-03_rel ; Build timestamp: 2025-03-21T17:41

Copyright © 2010-2025 Arm Limited or its affiliates. All rights reserved. This document is Non-Confidential.

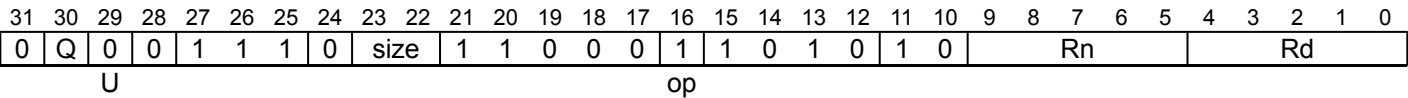
SMINV

Signed minimum across vector

This instruction compares all the vector elements in the source SIMD&FP register, and writes the smallest of the values as a scalar to the destination SIMD&FP register. All the values in this instruction are signed integer values.

Depending on the settings in the CPACR_EL1, CPTR_EL2, and CPTR_EL3 registers, and the current Security state and Exception level, an attempt to execute the instruction might be trapped.

Advanced SIMD
(FEAT_AdvSIMD)



Encoding

SMINV <V><d>, <Vn>.<T>

Decode for this encoding

```
if !IsFeatureImplemented(FEAT_AdvSIMD) then EndOfDecode(Decode_UNDEF);
if size:Q == '100' then EndOfDecode(Decode_UNDEF);
if size == '11' then EndOfDecode(Decode_UNDEF);

constant integer d = UInt(Rd);
constant integer n = UInt(Rn);
constant integer esize = 8 << UInt(size);
constant integer datasize = 64 << UInt(Q);
constant integer elements = datasize DIV esize;

constant boolean unsigned = FALSE;
```

Assembler Symbols

- <V>

Is the destination width specifier, encoded in “size”:

size	<V>
00	B
01	H
10	S
11	RESERVED
- <d>

Is the number of the SIMD&FP destination register, encoded in the "Rd" field.
- <Vn>

Is the name of the SIMD&FP source register, encoded in the "Rn" field.
- <T>

Is an arrangement specifier, encoded in “size:Q”:

size	Q	<T>
00	0	8B
00	1	16B
01	0	4H
01	1	8H
10	0	RESERVED
10	1	4S
11	x	RESERVED

Operation

```
CheckFPAdvSIMDEnabled64();  
constant bits(datasize) operand = V[n, datasize];  
integer min = Int(Elem[operand, 0, esize], unsigned);  
  
for e = 1 to elements-1  
    constant integer element = Int(Elem[operand, e, esize], unsigned);  
    min = Min(min, element);  
  
V[d, esize] = min<esize-1:0>;
```

Operational information

If PSTATE.DIT is 1:

- The execution time of this instruction is independent of:
 - The values of the data supplied in any of its registers.
 - The values of the NZCV flags.
- The response of this instruction to asynchronous exceptions does not vary based on:
 - The values of the data supplied in any of its registers.
 - The values of the NZCV flags.

Internal version only: aarchmrs v2025-03_rel, pseudocode v2025-03_rel ; Build timestamp: 2025-03-21T17:41

Copyright © 2010-2025 Arm Limited or its affiliates. All rights reserved. This document is Non-Confidential.

SMLAL, SMLAL2 (by element)

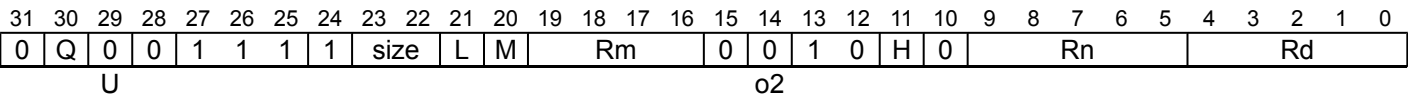
Signed multiply-add long (vector, by element)

This instruction multiplies each vector element in the lower or upper half of the first source SIMD&FP register by the specified vector element in the second source SIMD&FP register, and accumulates the results with the vector elements of the destination SIMD&FP register. The destination vector elements are twice as long as the elements that are multiplied. All the values in this instruction are signed integer values.

The SMLAL instruction extracts vector elements from the lower half of the first source register. The SMLAL2 instruction extracts vector elements from the upper half of the first source register.

Depending on the settings in the CPACR_EL1, CPTR_EL2, and CPTR_EL3 registers, and the current Security state and Exception level, an attempt to execute the instruction might be trapped.

Vector
(FEAT_AdvSIMD)



Encoding

SMLAL{2} <Vd>.<Ta>, <Vn>.<Tb>, <Vm>.<Ts>[<index>]

Decode for this encoding

```
if !IsFeatureImplemented(FEAT_AdvSIMD) then EndOfDecode(Decode_UNDEF);
constant integer idxdsize = 64 << UInt(H);
integer index;
bit Rmhi;
case size of
  when '01' index = UInt(H:L:M); Rmhi = '0';
  when '10' index = UInt(H:L); Rmhi = M;
  otherwise EndOfDecode(Decode_UNDEF);

constant integer d = UInt(Rd);
constant integer n = UInt(Rn);
constant integer m = UInt(Rmhi:Rm);

constant integer esize = 8 << UInt(size);
constant integer datasize = 64;
constant integer part = UInt(Q);
constant integer elements = datasize DIV esize;
```

Assembler Symbols

2 Is the second and upper half specifier. If present it causes the operation to be performed on the upper 64 bits of the registers holding the narrower elements, and is encoded in “Q”:

Q	2
0	[absent]
1	[present]

<Vd> Is the name of the SIMD&FP destination register, encoded in the "Rd" field.

<Ta> Is an arrangement specifier, encoded in “size”:

size	<Ta>
00	RESERVED
01	4S
10	2D
11	RESERVED

<Vn> Is the name of the first SIMD&FP source register, encoded in the "Rn" field.

<Tb> Is an arrangement specifier, encoded in "size:Q":

size	Q	<Tb>
00	x	RESERVED
01	0	4H
01	1	8H
10	0	2S
10	1	4S
11	x	RESERVED

<Vm> Is the name of the second SIMD&FP source register, encoded in "size:M:Rm":

size	<Vm>
00	RESERVED
01	UInt ('0':Rm)
10	UInt (M:Rm)
11	RESERVED

Restricted to V0-V15 when element size <Ts> is H.

<Ts> Is an element size specifier, encoded in "size":

size	<Ts>
00	RESERVED
01	H
10	S
11	RESERVED

<index> Is the element index, encoded in "size:H:L:M":

size	<index>
00	RESERVED
01	UInt (H:L:M)
10	UInt (H:L)
11	RESERVED

Operation

```

CheckFPAdvSIMDEnabled64();
constant bits(datasize)  operand1 = Vpart[n, part, datasize];
constant bits(idxsized)  operand2 = V[m, idxsized];
constant bits(2*datasize) operand3 = V[d, 2*datasize];
bits(2*datasize) result;
integer element1;
constant integer element2 = SInt(Elem[operand2, index, esize]);
bits(2*esize) product;

for e = 0 to elements-1
    element1 = SInt(Elem[operand1, e, esize]);
    product = (element1 * element2)<2*esize-1:0>;
    Elem[result, e, 2*esize] = Elem[operand3, e, 2*esize] + product;

V[d, 2*datasize] = result;

```

Operational information

If PSTATE.DIT is 1:

- The execution time of this instruction is independent of:
 - The values of the data supplied in any of its registers.
 - The values of the NZCV flags.
- The response of this instruction to asynchronous exceptions does not vary based on:
 - The values of the data supplied in any of its registers.
 - The values of the NZCV flags.

SMLAL, SMLAL2 (vector)

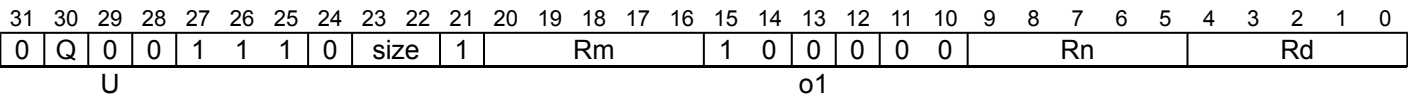
Signed multiply-add long (vector)

This instruction multiplies corresponding signed integer values in the lower or upper half of the vectors of the two source SIMD&FP registers, and accumulates the results with the vector elements of the destination SIMD&FP register. The destination vector elements are twice as long as the elements that are multiplied.

The SMLAL instruction extracts each source vector from the lower half of each source register. The SMLAL2 instruction extracts each source vector from the upper half of each source register.

Depending on the settings in the CPACR_EL1, CPTR_EL2, and CPTR_EL3 registers, and the current Security state and Exception level, an attempt to execute the instruction might be trapped.

Three registers, not all the same type (FEAT_AdvSIMD)



Encoding

```
SMLAL{2} <Vd>.<Ta>, <Vn>.<Tb>, <Vm>.<Tb>
```

Decode for this encoding

```
if !IsFeatureImplemented(FEAT_AdvSIMD) then EndOfDecode(Decode_UNDEF);
if size == '11' then EndOfDecode(Decode_UNDEF);
constant integer d = UInt(Rd);
constant integer n = UInt(Rn);
constant integer m = UInt(Rm);

constant integer esize = 8 << UInt(size);
constant integer datasize = 64;
constant integer part = UInt(Q);
constant integer elements = datasize DIV esize;
```

Assembler Symbols

2 Is the second and upper half specifier. If present it causes the operation to be performed on the upper 64 bits of the registers holding the narrower elements, and is encoded in “Q”:

Q	2
0	[absent]
1	[present]

<Vd> Is the name of the SIMD&FP destination register, encoded in the "Rd" field.

<Ta> Is an arrangement specifier, encoded in “size”:

size	<Ta>
00	8H
01	4S
10	2D
11	RESERVED

<Vn> Is the name of the first SIMD&FP source register, encoded in the "Rn" field.

<Tb> Is an arrangement specifier, encoded in “size:Q”:

size	Q	<Tb>
00	0	8B
00	1	16B
01	0	4H
01	1	8H
10	0	2S
10	1	4S
11	x	RESERVED

<Vm> Is the name of the second SIMD&FP source register, encoded in the "Rm" field.

Operation

```

CheckFPAdvSIMDEnabled64();
constant bits(datasize) operand1 = Vpart[n, part, datasize];
constant bits(datasize) operand2 = Vpart[m, part, datasize];
constant bits(2*datasize) operand3 = V[d, 2*datasize];
bits(2*datasize) result;
integer element1;
integer element2;
bits(2*esize) product;
bits(2*esize) accum;

for e = 0 to elements-1
    element1 = SInt(Elem[operand1, e, esize]);
    element2 = SInt(Elem[operand2, e, esize]);
    product = (element1 * element2)<2*esize-1:0>;
    accum = Elem[operand3, e, 2*esize] + product;
    Elem[result, e, 2*esize] = accum;

V[d, 2*datasize] = result;

```

Operational information

If PSTATE.DIT is 1:

- The execution time of this instruction is independent of:
 - The values of the data supplied in any of its registers.
 - The values of the NZCV flags.
- The response of this instruction to asynchronous exceptions does not vary based on:
 - The values of the data supplied in any of its registers.
 - The values of the NZCV flags.

Internal version only: aarchmrs v2025-03_rel, pseudocode v2025-03_rel ; Build timestamp: 2025-03-21T17:41

Copyright © 2010-2025 Arm Limited or its affiliates. All rights reserved. This document is Non-Confidential.

SMLSL, SMLSL2 (by element)

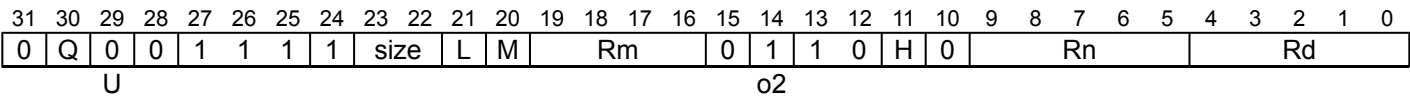
Signed multiply-subtract long (vector, by element)

This instruction multiplies each vector element in the lower or upper half of the first source SIMD&FP register by the specified vector element of the second source SIMD&FP register and subtracts the results from the vector elements of the destination SIMD&FP register. The destination vector elements are twice as long as the elements that are multiplied.

The SMLSL instruction extracts vector elements from the lower half of the first source register. The SMLSL2 instruction extracts vector elements from the upper half of the first source register.

Depending on the settings in the CPACR_EL1, CPTR_EL2, and CPTR_EL3 registers, and the current Security state and Exception level, an attempt to execute the instruction might be trapped.

Vector
(FEAT_AdvSIMD)



Encoding

SMLSL{2} <Vd>.<Ta>, <Vn>.<Tb>, <Vm>.<Ts>[<index>]

Decode for this encoding

```
if !IsFeatureImplemented(FEAT_AdvSIMD) then EndOfDecode(Decode_UNDEF);
constant integer idxdsize = 64 << UInt(H);
integer index;
bit Rmhi;
case size of
  when '01' index = UInt(H:L:M); Rmhi = '0';
  when '10' index = UInt(H:L); Rmhi = M;
  otherwise EndOfDecode(Decode_UNDEF);

constant integer d = UInt(Rd);
constant integer n = UInt(Rn);
constant integer m = UInt(Rmhi:Rm);

constant integer esize = 8 << UInt(size);
constant integer datasize = 64;
constant integer part = UInt(Q);
constant integer elements = datasize DIV esize;
```

Assembler Symbols

2 Is the second and upper half specifier. If present it causes the operation to be performed on the upper 64 bits of the registers holding the narrower elements, and is encoded in “Q”:

Q	2
0	[absent]
1	[present]

<Vd> Is the name of the SIMD&FP destination register, encoded in the "Rd" field.

<Ta> Is an arrangement specifier, encoded in “size”:

size	<Ta>
00	RESERVED
01	4S
10	2D
11	RESERVED

<Vn> Is the name of the first SIMD&FP source register, encoded in the "Rn" field.

<Tb> Is an arrangement specifier, encoded in "size:Q":

size	Q	<Tb>
00	x	RESERVED
01	0	4H
01	1	8H
10	0	2S
10	1	4S
11	x	RESERVED

<Vm> Is the name of the second SIMD&FP source register, encoded in "size:M:Rm":

size	<Vm>
00	RESERVED
01	UInt ('0':Rm)
10	UInt (M:Rm)
11	RESERVED

Restricted to V0-V15 when element size <Ts> is H.

<Ts> Is an element size specifier, encoded in "size":

size	<Ts>
00	RESERVED
01	H
10	S
11	RESERVED

<index> Is the element index, encoded in "size:H:L:M":

size	<index>
00	RESERVED
01	UInt (H:L:M)
10	UInt (H:L)
11	RESERVED

Operation

```
CheckFPAdvSIMDEnabled64();
constant bits(datasize) operand1 = Vpart[n, part, datasize];
constant bits(idxsized) operand2 = V[m, idxsized];
constant bits(2*datasize) operand3 = V[d, 2*datasize];
bits(2*datasize) result;
integer element1;
constant integer element2 = SInt(Elem[operand2, index, esize]);
bits(2*esize) product;

for e = 0 to elements-1
    element1 = SInt(Elem[operand1, e, esize]);
    product = (element1 * element2)<2*esize-1:0>;
    Elem[result, e, 2*esize] = Elem[operand3, e, 2*esize] - product;

V[d, 2*datasize] = result;
```

Operational information

If PSTATE.DIT is 1:

- The execution time of this instruction is independent of:
 - The values of the data supplied in any of its registers.
 - The values of the NZCV flags.
- The response of this instruction to asynchronous exceptions does not vary based on:
 - The values of the data supplied in any of its registers.
 - The values of the NZCV flags.

SMLSL, SMLSL2 (vector)

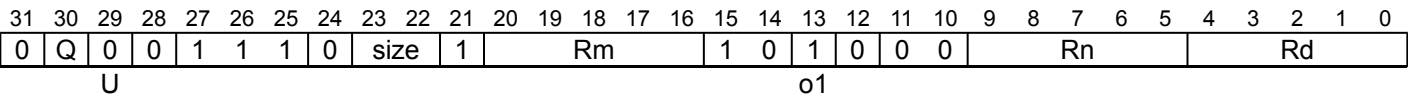
Signed multiply-subtract long (vector)

This instruction multiplies corresponding signed integer values in the lower or upper half of the vectors of the two source SIMD&FP registers, and subtracts the results from the vector elements of the destination SIMD&FP register. The destination vector elements are twice as long as the elements that are multiplied.

The SMLSL instruction extracts each source vector from the lower half of each source register. The SMLSL2 instruction extracts each source vector from the upper half of each source register.

Depending on the settings in the CPACR_EL1, CPTR_EL2, and CPTR_EL3 registers, and the current Security state and Exception level, an attempt to execute the instruction might be trapped.

Three registers, not all the same type (FEAT_AdvSIMD)



Encoding

```
SMLSL{2} <Vd>.<Ta>, <Vn>.<Tb>, <Vm>.<Tb>
```

Decode for this encoding

```
if !IsFeatureImplemented(FEAT_AdvSIMD) then EndOfDecode(Decode_UNDEF);
if size == '11' then EndOfDecode(Decode_UNDEF);
constant integer d = UInt(Rd);
constant integer n = UInt(Rn);
constant integer m = UInt(Rm);

constant integer esize = 8 << UInt(size);
constant integer datasize = 64;
constant integer part = UInt(Q);
constant integer elements = datasize DIV esize;
```

Assembler Symbols

2 Is the second and upper half specifier. If present it causes the operation to be performed on the upper 64 bits of the registers holding the narrower elements, and is encoded in “Q”:

Q	2
0	[absent]
1	[present]

<Vd> Is the name of the SIMD&FP destination register, encoded in the "Rd" field.

<Ta> Is an arrangement specifier, encoded in “size”:

size	<Ta>
00	8H
01	4S
10	2D
11	RESERVED

<Vn> Is the name of the first SIMD&FP source register, encoded in the "Rn" field.

<Tb> Is an arrangement specifier, encoded in “size:Q”:

size	Q	<Tb>
00	0	8B
00	1	16B
01	0	4H
01	1	8H
10	0	2S
10	1	4S
11	x	RESERVED

<Vm> Is the name of the second SIMD&FP source register, encoded in the "Rm" field.

Operation

```

CheckFPAdvSIMDEnabled64();
constant bits(datasize) operand1 = Vpart[n, part, datasize];
constant bits(datasize) operand2 = Vpart[m, part, datasize];
constant bits(2*datasize) operand3 = V[d, 2*datasize];
bits(2*datasize) result;
integer element1;
integer element2;
bits(2*esize) product;
bits(2*esize) accum;

for e = 0 to elements-1
    element1 = SInt(Elem[operand1, e, esize]);
    element2 = SInt(Elem[operand2, e, esize]);
    product = (element1 * element2) <2*esize-1:0>;
    accum = Elem[operand3, e, 2*esize] - product;
    Elem[result, e, 2*esize] = accum;

V[d, 2*datasize] = result;

```

Operational information

If PSTATE.DIT is 1:

- The execution time of this instruction is independent of:
 - The values of the data supplied in any of its registers.
 - The values of the NZCV flags.
- The response of this instruction to asynchronous exceptions does not vary based on:
 - The values of the data supplied in any of its registers.
 - The values of the NZCV flags.

Internal version only: aarchmrs v2025-03_rel, pseudocode v2025-03_rel ; Build timestamp: 2025-03-21T17:41

Copyright © 2010-2025 Arm Limited or its affiliates. All rights reserved. This document is Non-Confidential.

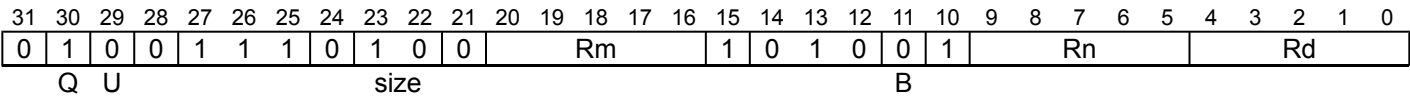
SMMLA (vector)

Signed 8-bit integer matrix multiply-accumulate (vector)

This instruction multiplies the 2x8 matrix of signed 8-bit integer values in the first source vector by the 8x2 matrix of signed 8-bit integer values in the second source vector. The resulting 2x2 32-bit integer matrix product is destructively added to the 32-bit integer matrix accumulator in the destination vector. This is equivalent to performing an 8-way dot product per destination element.

From Armv8.2 to Armv8.5, this is an OPTIONAL instruction. From Armv8.6 it is mandatory for implementations that include Advanced SIMD to support it. ID_AA64ISAR1_EL1.I8MM indicates whether this instruction is supported.

Vector (FEAT_I8MM)



Encoding

SMMLA <Vd>.4S, <Vn>.16B, <Vm>.16B

Decode for this encoding

```
if !IsFeatureImplemented(FEAT_I8MM) then EndOfDecode(Decode_UNDEF);
constant integer d = UInt(Rd);
constant integer n = UInt(Rn);
constant integer m = UInt(Rm);
constant boolean op1_unsigned = FALSE;
constant boolean op2_unsigned = FALSE;
```

Assembler Symbols

- <Vd> Is the name of the SIMD&FP third source and destination register, encoded in the "Rd" field.
- <Vn> Is the name of the first SIMD&FP source register, encoded in the "Rn" field.
- <Vm> Is the name of the second SIMD&FP source register, encoded in the "Rm" field.

Operation

```
CheckFPAdvSIMDEnabled64();
constant bits(128) operand1 = V[n, 128];
constant bits(128) operand2 = V[m, 128];
constant bits(128) addend = V[d, 128];

V[d, 128] = MatMulAdd(addend, operand1, operand2, op1_unsigned, op2_unsigned);
```

Operational information

Arm expects that the SMMLA (vector) instruction will deliver a peak integer multiply throughput that is at least as high as can be achieved using two SDOT (vector) instructions, with a goal that it should have significantly higher throughput.

If PSTATE.DIT is 1:

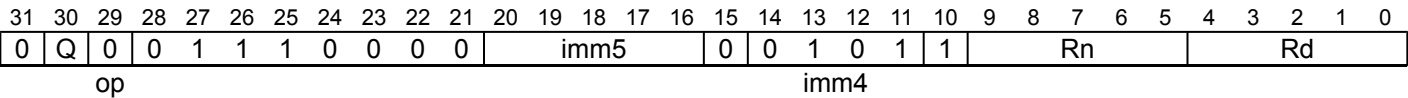
- The execution time of this instruction is independent of:
 - The values of the data supplied in any of its registers.
 - The values of the NZCV flags.
- The response of this instruction to asynchronous exceptions does not vary based on:
 - The values of the data supplied in any of its registers.
 - The values of the NZCV flags.

SMOV

Signed move vector element to general-purpose register

This instruction reads the signed integer from the source SIMD&FP register, sign-extends it to form a 32-bit or 64-bit value, and writes the result to destination general-purpose register.
Depending on the settings in the CPACR_EL1, CPTR_EL2, and CPTR_EL3 registers, and the current Security state and Exception level, an attempt to execute the instruction might be trapped.

Advanced SIMD (FEAT_AdvSIMD)



Encoding for the 32-bit variant

Applies when (Q == 0)

```
SMOV <Wd>, <Vn>.<Ts>[<index>]
```

Encoding for the 64-bit variant

Applies when (Q == 1)

```
SMOV <Xd>, <Vn>.<Ts>[<index>]
```

Decode for all variants of this encoding

```
if !IsFeatureImplemented(FEAT_AdvSIMD) then EndOfDecode(Decode_UNDEF);
if imm5 IN 'xx000' then EndOfDecode(Decode_UNDEF);
constant integer size = LowestSetBitNZ(imm5<2:0>);

constant integer d = UInt(Rd);
constant integer n = UInt(Rn);
constant integer esize = 8 << size;
constant integer datasize = 32 << UInt(Q);
if datasize <= esize then EndOfDecode(Decode_UNDEF);
constant integer index = UInt(imm5<4:size+1>);
constant integer idxdsize = 64 << UInt(imm5<4>);
```

Assembler Symbols

- <Wd> Is the 32-bit name of the general-purpose destination register, encoded in the "Rd" field.
- <Vn> Is the name of the SIMD&FP source register, encoded in the "Rn" field.
- <Ts> For the "32-bit" variant: is an element size specifier, encoded in "imm5":

imm5	<Ts>
xxx00	RESERVED
xxx1	B
xxx10	H

For the "64-bit" variant: is an element size specifier, encoded in "imm5":

imm5	<Ts>
xx000	RESERVED
xxxx1	B
xxx10	H
xx100	S

<index> For the "32-bit" variant: is the element index encoded in "imm5":

imm5	<index>
xxx00	RESERVED
xxxx1	UInt (imm5<4:1>)
xxx10	UInt (imm5<4:2>)

For the "64-bit" variant: is the element index encoded in "imm5":

imm5	<index>
xx000	RESERVED
xxxx1	UInt (imm5<4:1>)
xxx10	UInt (imm5<4:2>)
xx100	UInt (imm5<4:3>)

<Xd> Is the 64-bit name of the general-purpose destination register, encoded in the "Rd" field.

Operation

```
if index == 0 then
    CheckFPEnabled64();
else
    CheckFPAdvSIMDEnabled64();
constant bits(idxdsize) operand = V[n, idxdsize];

X[d, datasize] = SignExtend(Elem[operand, index, esize], datasize);
```

Operational information

If PSTATE.DIT is 1:

- The execution time of this instruction is independent of:
 - The values of the data supplied in any of its registers.
 - The values of the NZCV flags.
- The response of this instruction to asynchronous exceptions does not vary based on:
 - The values of the data supplied in any of its registers.
 - The values of the NZCV flags.

Internal version only: aarchmrs v2025-03_rel, pseudocode v2025-03_rel ; Build timestamp: 2025-03-21T17:41

Copyright © 2010-2025 Arm Limited or its affiliates. All rights reserved. This document is Non-Confidential.

SMULL, SMULL2 (by element)

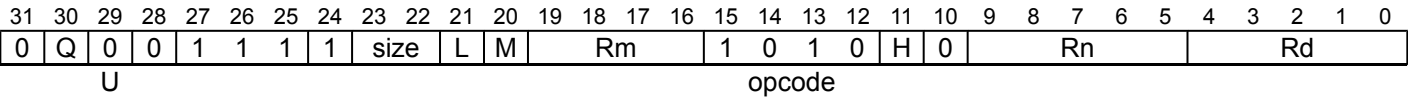
Signed multiply long (vector, by element)

This instruction multiplies each vector element in the lower or upper half of the first source SIMD&FP register by the specified vector element of the second source SIMD&FP register, places the result in a vector, and writes the vector to the destination SIMD&FP register. The destination vector elements are twice as long as the elements that are multiplied.

The SMULL instruction extracts vector elements from the lower half of the first source register. The SMULL2 instruction extracts vector elements from the upper half of the first source register.

Depending on the settings in the CPACR_EL1, CPTR_EL2, and CPTR_EL3 registers, and the current Security state and Exception level, an attempt to execute the instruction might be trapped.

Vector
(FEAT_AdvSIMD)



Encoding

SMULL{2} <Vd>.<Ta>, <Vn>.<Tb>, <Vm>.<Ts>[<index>]

Decode for this encoding

```
if !IsFeatureImplemented(FEAT_AdvSIMD) then EndOfDecode(Decode_UNDEF);
constant integer idxdsize = 64 << UInt(H);
integer index;
bit Rmhi;
case size of
  when '01' index = UInt(H:L:M); Rmhi = '0';
  when '10' index = UInt(H:L); Rmhi = M;
  otherwise EndOfDecode(Decode_UNDEF);

constant integer d = UInt(Rd);
constant integer n = UInt(Rn);
constant integer m = UInt(Rmhi:Rm);

constant integer esize = 8 << UInt(size);
constant integer datasize = 64;
constant integer part = UInt(Q);
constant integer elements = datasize DIV esize;
```

Assembler Symbols

2 Is the second and upper half specifier. If present it causes the operation to be performed on the upper 64 bits of the registers holding the narrower elements, and is encoded in “Q”:

Q	2
0	[absent]
1	[present]

<Vd> Is the name of the SIMD&FP destination register, encoded in the "Rd" field.

<Ta> Is an arrangement specifier, encoded in “size”:

size	<Ta>
00	RESERVED
01	4S
10	2D
11	RESERVED

<Vn> Is the name of the first SIMD&FP source register, encoded in the "Rn" field.

<Tb> Is an arrangement specifier, encoded in "size:Q":

size	Q	<Tb>
00	x	RESERVED
01	0	4H
01	1	8H
10	0	2S
10	1	4S
11	x	RESERVED

<Vm> Is the name of the second SIMD&FP source register, encoded in "size:M:Rm":

size	<Vm>
00	RESERVED
01	UInt ('0':Rm)
10	UInt (M:Rm)
11	RESERVED

Restricted to V0-V15 when element size <Ts> is H.

<Ts> Is an element size specifier, encoded in "size":

size	<Ts>
00	RESERVED
01	H
10	S
11	RESERVED

<index> Is the element index, encoded in "size:H:L:M":

size	<index>
00	RESERVED
01	UInt (H:L:M)
10	UInt (H:L)
11	RESERVED

Operation

```

CheckFPAdvSIMDEnabled64();
constant bits(datasize) operand1 = Vpart[n, part, datasize];
constant bits(idxdsize) operand2 = V[m, idxdsize];
bits(2*datasize) result;
integer element1;
constant integer element2 = SInt(Elem[operand2, index, esize]);
bits(2*esize) product;

for e = 0 to elements-1
    element1 = SInt(Elem[operand1, e, esize]);
    product = (element1 * element2)<2*esize-1:0>;
    Elem[result, e, 2*esize] = product;

V[d, 2*datasize] = result;

```

Operational information

If PSTATE.DIT is 1:

- The execution time of this instruction is independent of:
 - The values of the data supplied in any of its registers.
 - The values of the NZCV flags.
- The response of this instruction to asynchronous exceptions does not vary based on:
 - The values of the data supplied in any of its registers.
 - The values of the NZCV flags.

SMULL, SMULL2 (vector)

Signed multiply long (vector)

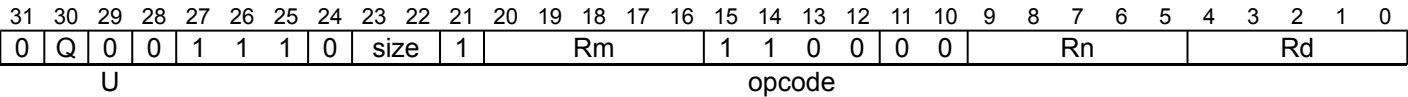
This instruction multiplies corresponding signed integer values in the lower or upper half of the vectors of the two source SIMD&FP registers, places the results in a vector, and writes the vector to the destination SIMD&FP register.

The destination vector elements are twice as long as the elements that are multiplied.

The SMULL instruction extracts each source vector from the lower half of each source register. The SMULL2 instruction extracts each source vector from the upper half of each source register.

Depending on the settings in the CPACR_EL1, CPTR_EL2, and CPTR_EL3 registers, and the current Security state and Exception level, an attempt to execute the instruction might be trapped.

Three registers, not all the same type (FEAT_AdvSIMD)



Encoding

```
SMULL{2} <Vd>.<Ta>, <Vn>.<Tb>, <Vm>.<Tb>
```

Decode for this encoding

```
if !IsFeatureImplemented(FEAT_AdvSIMD) then EndOfDecode(Decode_UNDEF);
if size == '11' then EndOfDecode(Decode_UNDEF);
constant integer d = UInt(Rd);
constant integer n = UInt(Rn);
constant integer m = UInt(Rm);

constant integer esize = 8 << UInt(size);
constant integer datasize = 64;
constant integer part = UInt(Q);
constant integer elements = datasize DIV esize;
```

Assembler Symbols

2 Is the second and upper half specifier. If present it causes the operation to be performed on the upper 64 bits of the registers holding the narrower elements, and is encoded in “Q”:

Q	2
0	[absent]
1	[present]

<Vd> Is the name of the SIMD&FP destination register, encoded in the "Rd" field.

<Ta> Is an arrangement specifier, encoded in “size”:

size	<Ta>
00	8H
01	4S
10	2D
11	RESERVED

<Vn> Is the name of the first SIMD&FP source register, encoded in the "Rn" field.

<Tb> Is an arrangement specifier, encoded in “size:Q”:

size	Q	<Tb>
00	0	8B
00	1	16B
01	0	4H
01	1	8H
10	0	2S
10	1	4S
11	x	RESERVED

<Vm> Is the name of the second SIMD&FP source register, encoded in the "Rm" field.

Operation

```

CheckFPAdvSIMDEnabled64();
constant bits(datasize)  operand1 = Vpart[n, part, datasize];
constant bits(datasize)  operand2 = Vpart[m, part, datasize];
bits(2*datasize) result;
integer element1;
integer element2;

for e = 0 to elements-1
    element1 = SInt(Elem[operand1, e, esize]);
    element2 = SInt(Elem[operand2, e, esize]);
    Elem[result, e, 2*esize] = (element1 * element2) <2*esize-1:0>;

V[d, 2*datasize] = result;

```

Operational information

If PSTATE.DIT is 1:

- The execution time of this instruction is independent of:
 - The values of the data supplied in any of its registers.
 - The values of the NZCV flags.
- The response of this instruction to asynchronous exceptions does not vary based on:
 - The values of the data supplied in any of its registers.
 - The values of the NZCV flags.

Internal version only: aarchmrs v2025-03_rel, pseudocode v2025-03_rel ; Build timestamp: 2025-03-21T17:41

Copyright © 2010-2025 Arm Limited or its affiliates. All rights reserved. This document is Non-Confidential.

SQABS

Signed saturating absolute value

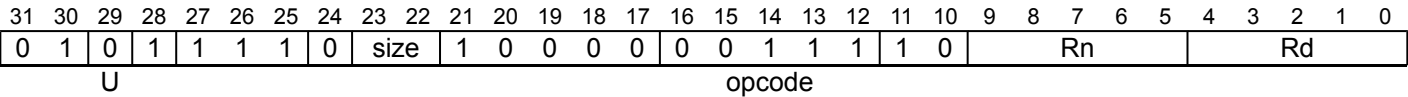
This instruction reads each vector element from the source SIMD&FP register, puts the absolute value of the result into a vector, and writes the vector to the destination SIMD&FP register. All the values in this instruction are signed integer values.

If overflow occurs with any of the results, those results are saturated. If saturation occurs, the cumulative saturation bit FPSR.QC is set.

Depending on the settings in the CPACR_EL1, CPTR_EL2, and CPTR_EL3 registers, and the current Security state and Exception level, an attempt to execute the instruction might be trapped.

It has encodings from 2 classes: [Scalar](#) and [Vector](#)

Scalar
(FEAT_AdvSIMD)



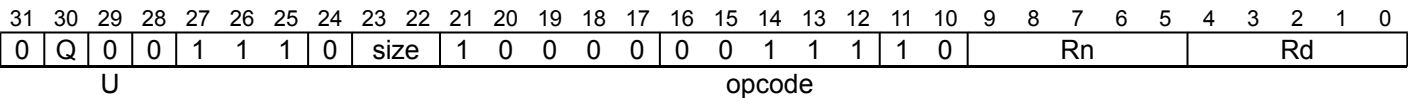
Encoding

SQABS <V><d>, <V><n>

Decode for this encoding

```
if !IsFeatureImplemented(FEAT_AdvSIMD) then EndOfDecode(Decode_UNDEF);
constant integer d = UInt(Rd);
constant integer n = UInt(Rn);
constant integer esize = 8 << UInt(size);
constant integer datasize = esize;
constant integer elements = 1;
```

Vector
(FEAT_AdvSIMD)



Encoding

SQABS <Vd>.<T>, <Vn>.<T>

Decode for this encoding

```
if !IsFeatureImplemented(FEAT_AdvSIMD) then EndOfDecode(Decode_UNDEF);
if size:Q == '110' then EndOfDecode(Decode_UNDEF);
constant integer d = UInt(Rd);
constant integer n = UInt(Rn);

constant integer esize = 8 << UInt(size);
constant integer datasize = 64 << UInt(Q);
constant integer elements = datasize DIV esize;
```

Assembler Symbols

<V> Is a width specifier, encoded in “size”:

size	<V>
00	B
01	H
10	S
11	D

<d> Is the number of the SIMD&FP destination register, encoded in the "Rd" field.

<n> Is the number of the SIMD&FP source register, encoded in the "Rn" field.

<Vd> Is the name of the SIMD&FP destination register, encoded in the "Rd" field.

<T> Is an arrangement specifier, encoded in "size:Q":

size	Q	<T>
00	0	8B
00	1	16B
01	0	4H
01	1	8H
10	0	2S
10	1	4S
11	0	RESERVED
11	1	2D

<Vn> Is the name of the SIMD&FP source register, encoded in the "Rn" field.

Operation

```

CheckFPAdvSIMDEnabled64();
constant bits(datasize) operand = V[n, datasize];
bits(datasize) result;
integer element;
boolean sat;

for e = 0 to elements-1
    element = SInt(Elem[operand, e, esize]);
    element = Abs(element);
    (Elem[result, e, esize], sat) = SignedSatQ(element, esize);
    if sat then FPSR.QC = '1';

V[d, datasize] = result;

```

Internal version only: aarchmrs v2025-03_rel, pseudocode v2025-03_rel ; Build timestamp: 2025-03-21T17:41

Copyright © 2010-2025 Arm Limited or its affiliates. All rights reserved. This document is Non-Confidential.

SQADD

Signed saturating add

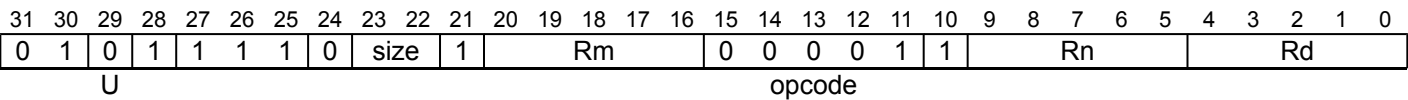
This instruction adds the values of corresponding elements of the two source SIMD&FP registers, places the results into a vector, and writes the vector to the destination SIMD&FP register.

If overflow occurs with any of the results, those results are saturated. If saturation occurs, the cumulative saturation bit FPSR.QC is set.

Depending on the settings in the CPACR_EL1, CPTR_EL2, and CPTR_EL3 registers, and the current Security state and Exception level, an attempt to execute the instruction might be trapped.

It has encodings from 2 classes: [Scalar](#) and [Vector](#)

Scalar (FEAT_AdvSIMD)



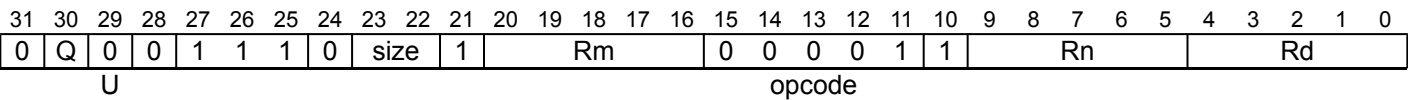
Encoding

SQADD <V><d>, <V><n>, <V><m>

Decode for this encoding

```
if !IsFeatureImplemented(FEAT_AdvSIMD) then EndOfDecode(Decode_UNDEF);
constant integer d = UInt(Rd);
constant integer n = UInt(Rn);
constant integer m = UInt(Rm);
constant integer esize = 8 << UInt(size);
constant integer datasize = esize;
constant integer elements = 1;
constant boolean unsigned = FALSE;
```

Vector (FEAT_AdvSIMD)



Encoding

SQADD <Vd>.<T>, <Vn>.<T>, <Vm>.<T>

Decode for this encoding

```
if !IsFeatureImplemented(FEAT_AdvSIMD) then EndOfDecode(Decode_UNDEF);
if size:Q == '110' then EndOfDecode(Decode_UNDEF);
constant integer d = UInt(Rd);
constant integer n = UInt(Rn);
constant integer m = UInt(Rm);
constant integer esize = 8 << UInt(size);
constant integer datasize = 64 << UInt(Q);
constant integer elements = datasize DIV esize;
constant boolean unsigned = FALSE;
```

Assembler Symbols

<V> Is a width specifier, encoded in “size”:

size	<V>
00	B
01	H
10	S
11	D

<d> Is the number of the SIMD&FP destination register, encoded in the "Rd" field.

<n> Is the number of the first SIMD&FP source register, encoded in the "Rn" field.

<m> Is the number of the second SIMD&FP source register, encoded in the "Rm" field.

<Vd> Is the name of the SIMD&FP destination register, encoded in the "Rd" field.

<T> Is an arrangement specifier, encoded in “size:Q”:

size	Q	<T>
00	0	8B
00	1	16B
01	0	4H
01	1	8H
10	0	2S
10	1	4S
11	0	RESERVED
11	1	2D

<Vn> Is the name of the first SIMD&FP source register, encoded in the "Rn" field.

<Vm> Is the name of the second SIMD&FP source register, encoded in the "Rm" field.

Operation

```
CheckFPAdvSIMDEnabled64();
constant bits(datasize) operand1 = V[n, datasize];
constant bits(datasize) operand2 = V[m, datasize];
bits(datasize) result;
integer element1;
integer element2;
integer sum;
boolean sat;

for e = 0 to elements-1
    element1 = SInt(Elem[operand1, e, esize]);
    element2 = SInt(Elem[operand2, e, esize]);
    sum = element1 + element2;
    (Elem[result, e, esize], sat) = SatQ(sum, esize, unsigned);
    if sat then FPSR.QC = '1';

V[d, datasize] = result;
```


SQDMLAL, SQDMLAL2 (by element)

Signed saturating doubling multiply-add long (by element)

This instruction multiplies each vector element in the lower or upper half of the first source SIMD&FP register by the specified vector element of the second source SIMD&FP register, doubles the results, and accumulates the final results with the vector elements of the destination SIMD&FP register. The destination vector elements are twice as long as the elements that are multiplied.

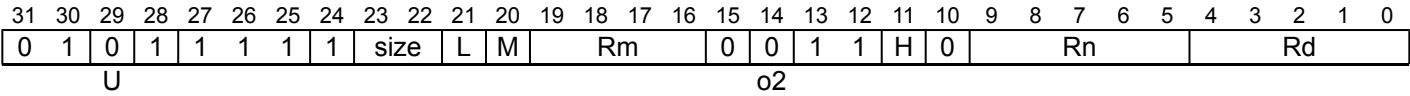
If overflow occurs with any of the results, those results are saturated. If saturation occurs, the cumulative saturation bit FPSR.QC is set.

The SQDMLAL instruction extracts vector elements from the lower half of the first source register. The SQDMLAL2 instruction extracts vector elements from the upper half of the first source register.

Depending on the settings in the CPACR_EL1, CPTR_EL2, and CPTR_EL3 registers, and the current Security state and Exception level, an attempt to execute the instruction might be trapped.

It has encodings from 2 classes: [Scalar](#) and [Vector](#)

Scalar (FEAT_AdvSIMD)



Encoding

SQDMLAL <Va><d>, <Vb><n>, <Vm>.<Ts>[<index>]

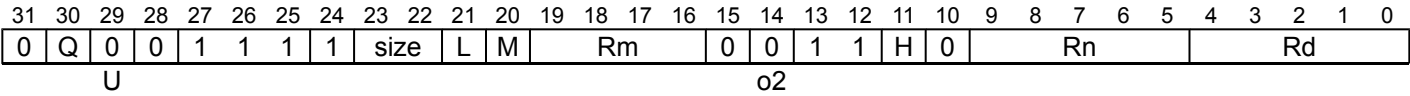
Decode for this encoding

```
if !IsFeatureImplemented(FEAT_AdvSIMD) then EndOfDecode(Decode_UNDEF);
constant integer idxdsize = 64 << UInt(H);
integer index;
bit Rmhi;
case size of
  when '01' index = UInt(H:L:M); Rmhi = '0';
  when '10' index = UInt(H:L); Rmhi = M;
  otherwise EndOfDecode(Decode_UNDEF);

constant integer d = UInt(Rd);
constant integer n = UInt(Rn);
constant integer m = UInt(Rmhi:Rm);

constant integer esize = 8 << UInt(size);
constant integer datasize = esize;
constant integer elements = 1;
constant integer part = 0;
```

Vector (FEAT_AdvSIMD)



Encoding

```
SQDMLAL{2} <Vd>.<Ta>, <Vn>.<Tb>, <Vm>.<Ts>[<index>]
```

Decode for this encoding

```
if !IsFeatureImplemented(FEAT_AdvSIMD) then EndOfDecode(Decode_UNDEF);
constant integer idxdsize = 64 << UInt(H);
integer index;
bit Rmhi;
case size of
    when '01' index = UInt(H:L:M); Rmhi = '0';
    when '10' index = UInt(H:L); Rmhi = M;
    otherwise EndOfDecode(Decode_UNDEF);

constant integer d = UInt(Rd);
constant integer n = UInt(Rn);
constant integer m = UInt(Rmhi:Rm);

constant integer esize = 8 << UInt(size);
constant integer datasize = 64;
constant integer part = UInt(Q);
constant integer elements = datasize DIV esize;
```

Assembler Symbols

<Va> Is the destination width specifier, encoded in “size”:

size	<Va>
00	RESERVED
01	S
10	D
11	RESERVED

<d> Is the number of the SIMD&FP destination register, encoded in the "Rd" field.

<Vb> Is the source width specifier, encoded in “size”:

size	<Vb>
00	RESERVED
01	H
10	S
11	RESERVED

<n> Is the number of the first SIMD&FP source register, encoded in the "Rn" field.

<Vm> Is the name of the second SIMD&FP source register, encoded in “size:M:Rm”:

size	<Vm>
00	RESERVED
01	UInt('0':Rm)
10	UInt(M:Rm)
11	RESERVED

Restricted to V0-V15 when element size <Ts> is H.

<Ts> Is an element size specifier, encoded in “size”:

size	<Ts>
00	RESERVED
01	H
10	S
11	RESERVED

<index> Is the element index, encoded in “size:H:L:M”:

size	<index>
00	RESERVED
01	UInt (H:L:M)
10	UInt (H:L)
11	RESERVED

2 Is the second and upper half specifier. If present it causes the operation to be performed on the upper 64 bits of the registers holding the narrower elements, and is encoded in “Q”:

Q	2
0	[absent]
1	[present]

<Vd> Is the name of the SIMD&FP destination register, encoded in the "Rd" field.

<Ta> Is an arrangement specifier, encoded in “size”:

size	<Ta>
00	RESERVED
01	4S
10	2D
11	RESERVED

<Vn> Is the name of the first SIMD&FP source register, encoded in the "Rn" field.

<Tb> Is an arrangement specifier, encoded in “size:Q”:

size	Q	<Tb>
00	x	RESERVED
01	0	4H
01	1	8H
10	0	2S
10	1	4S
11	x	RESERVED

Operation

```

CheckFPAdvSIMDEnabled64();
constant bits(datasize)  operand1 = Vpart[n, part, datasize];
constant bits(idxdsize)  operand2 = V[m, idxdsize];
constant bits(2*datasize) operand3 = V[d, 2*datasize];
bits(2*datasize) result;
integer element1;
integer element2;
bits(2*esize) product;
integer accum;
boolean sat1;
boolean sat2;

element2 = SInt(Elem[operand2, index, esize]);
for e = 0 to elements-1
    element1 = SInt(Elem[operand1, e, esize]);
    (product, sat1) = SignedSatQ(2 * element1 * element2, 2 * esize);
    accum = SInt(Elem[operand3, e, 2*esize]) + SInt(product);
    (Elem[result, e, 2*esize], sat2) = SignedSatQ(accum, 2 * esize);
    if sat1 || sat2 then FPSR.QC = '1';

V[d, 2*datasize] = result;

```

SQDMLAL, SQDMLAL2 (vector)

Signed saturating doubling multiply-add long

This instruction multiplies corresponding signed integer values in the lower or upper half of the vectors of the two source SIMD&FP registers, doubles the results, and accumulates the final results with the vector elements of the destination SIMD&FP register. The destination vector elements are twice as long as the elements that are multiplied.

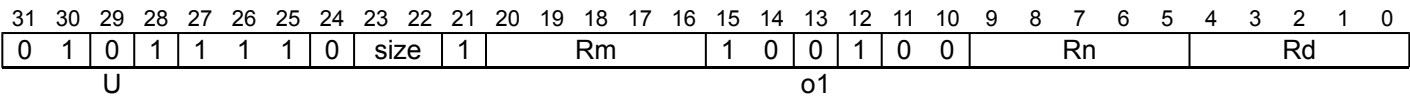
If overflow occurs with any of the results, those results are saturated. If saturation occurs, the cumulative saturation bit FPSR.QC is set.

The SQDMLAL instruction extracts each source vector from the lower half of each source register. The SQDMLAL2 instruction extracts each source vector from the upper half of each source register.

Depending on the settings in the CPACR_EL1, CPTR_EL2, and CPTR_EL3 registers, and the current Security state and Exception level, an attempt to execute the instruction might be trapped.

It has encodings from 2 classes: [Scalar](#) and [Vector](#)

Scalar (FEAT_AdvSIMD)



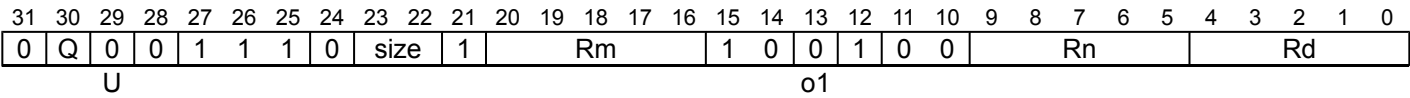
Encoding

SQDMLAL <Va><d>, <Vb><n>, <Vb><m>

Decode for this encoding

```
if !IsFeatureImplemented(FEAT_AdvSIMD) then EndOfDecode(Decode_UNDEF);
if size == '00' || size == '11' then EndOfDecode(Decode_UNDEF);
constant integer d = UInt(Rd);
constant integer n = UInt(Rn);
constant integer m = UInt(Rm);
constant integer esize = 8 << UInt(size);
constant integer datasize = esize;
constant integer elements = 1;
constant integer part = 0;
```

Vector (FEAT_AdvSIMD)



Encoding

SQDMLAL{2} <Vd>.<Ta>, <Vn>.<Tb>, <Vm>.<Tb>

Decode for this encoding

```
if !IsFeatureImplemented(FEAT_AdvSIMD) then EndOfDecode(Decode_UNDEF);
if size == '00' || size == '11' then EndOfDecode(Decode_UNDEF);
constant integer d = UInt(Rd);
constant integer n = UInt(Rn);
constant integer m = UInt(Rm);
constant integer esize = 8 << UInt(size);
constant integer datasize = 64;
constant integer part = UInt(Q);
constant integer elements = datasize DIV esize;
```

Assembler Symbols

<Va> Is the destination width specifier, encoded in “size”:

size	<Va>
00	RESERVED
01	S
10	D
11	RESERVED

<d> Is the number of the SIMD&FP destination register, encoded in the "Rd" field.

<Vb> Is the source width specifier, encoded in “size”:

size	<Vb>
00	RESERVED
01	H
10	S
11	RESERVED

<n> Is the number of the first SIMD&FP source register, encoded in the "Rn" field.

<m> Is the number of the second SIMD&FP source register, encoded in the "Rm" field.

2 Is the second and upper half specifier. If present it causes the operation to be performed on the upper 64 bits of the registers holding the narrower elements, and is encoded in “Q”:

Q	2
0	[absent]
1	[present]

<Vd> Is the name of the SIMD&FP destination register, encoded in the "Rd" field.

<Ta> Is an arrangement specifier, encoded in “size”:

size	<Ta>
00	RESERVED
01	4S
10	2D
11	RESERVED

<Vn> Is the name of the first SIMD&FP source register, encoded in the "Rn" field.

<Tb> Is an arrangement specifier, encoded in “size:Q”:

size	Q	<Tb>
00	x	RESERVED
01	0	4H
01	1	8H
10	0	2S
10	1	4S
11	x	RESERVED

<Vm> Is the name of the second SIMD&FP source register, encoded in the "Rm" field.

Operation

```
CheckFPAdvSIMDEnabled64();
constant bits(datasize) operand1 = Vpart[n, part, datasize];
constant bits(datasize) operand2 = Vpart[m, part, datasize];
constant bits(2*datasize) operand3 = V[d, 2*datasize];
bits(2*datasize) result;
integer element1;
integer element2;
bits(2*esize) product;
integer accum;
boolean sat1;
boolean sat2;

for e = 0 to elements-1
    element1 = SInt(Elem[operand1, e, esize]);
    element2 = SInt(Elem[operand2, e, esize]);
    (product, sat1) = SignedSatQ(2 * element1 * element2, 2 * esize);
    accum = SInt(Elem[operand3, e, 2*esize]) + SInt(product);
    (Elem[result, e, 2*esize], sat2) = SignedSatQ(accum, 2 * esize);
    if sat1 || sat2 then FPSR.QC = '1';

V[d, 2*datasize] = result;
```

Internal version only: aarchmrs v2025-03_rel, pseudocode v2025-03_rel ; Build timestamp: 2025-03-21T17:41

Copyright © 2010-2025 Arm Limited or its affiliates. All rights reserved. This document is Non-Confidential.

SQDMLSL, SQDMLSL2 (by element)

Signed saturating doubling multiply-subtract long (by element)

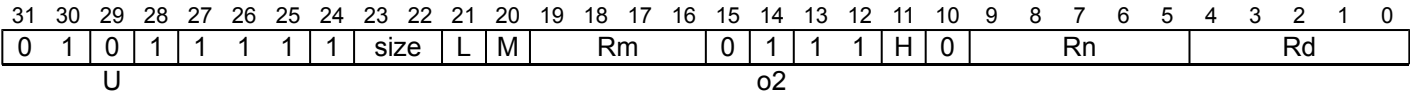
This instruction multiplies each vector element in the lower or upper half of the first source SIMD&FP register by the specified vector element of the second source SIMD&FP register, doubles the results, and subtracts the final results from the vector elements of the destination SIMD&FP register. The destination vector elements are twice as long as the elements that are multiplied. All the values in this instruction are signed integer values. If overflow occurs with any of the results, those results are saturated. If saturation occurs, the cumulative saturation bit FPSR.QC is set.

The SQDMLSL instruction extracts vector elements from the lower half of the first source register. The SQDMLSL2 instruction extracts vector elements from the upper half of the first source register.

Depending on the settings in the CPACR_EL1, CPTR_EL2, and CPTR_EL3 registers, and the current Security state and Exception level, an attempt to execute the instruction might be trapped.

It has encodings from 2 classes: [Scalar](#) and [Vector](#)

Scalar (FEAT_AdvSIMD)



Encoding

SQDMLSL <Va><d>, <Vb><n>, <Vm>.<Ts>[<index>]

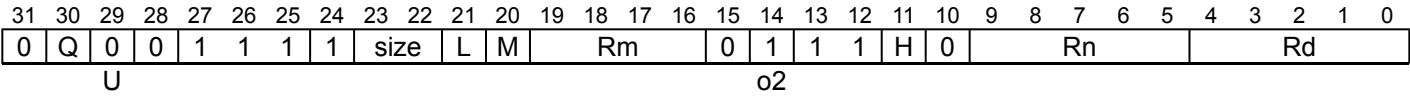
Decode for this encoding

```
if !IsFeatureImplemented(FEAT_AdvSIMD) then EndOfDecode(Decode_UNDEF);
constant integer idxdsize = 64 << UInt(H);
integer index;
bit Rmhi;
case size of
  when '01' index = UInt(H:L:M); Rmhi = '0';
  when '10' index = UInt(H:L); Rmhi = M;
  otherwise EndOfDecode(Decode_UNDEF);

constant integer d = UInt(Rd);
constant integer n = UInt(Rn);
constant integer m = UInt(Rmhi:Rm);

constant integer esize = 8 << UInt(size);
constant integer datasize = esize;
constant integer elements = 1;
constant integer part = 0;
```

Vector (FEAT_AdvSIMD)



Encoding

```
SQDMLSL{2} <Vd>.<Ta>, <Vn>.<Tb>, <Vm>.<Ts>[<index>]
```

Decode for this encoding

```
if !IsFeatureImplemented(FEAT_AdvSIMD) then EndOfDecode(Decode_UNDEF);
constant integer idxdsize = 64 << UInt(H);
integer index;
bit Rmhi;
case size of
    when '01' index = UInt(H:L:M); Rmhi = '0';
    when '10' index = UInt(H:L); Rmhi = M;
    otherwise EndOfDecode(Decode_UNDEF);

constant integer d = UInt(Rd);
constant integer n = UInt(Rn);
constant integer m = UInt(Rmhi:Rm);

constant integer esize = 8 << UInt(size);
constant integer datasize = 64;
constant integer part = UInt(Q);
constant integer elements = datasize DIV esize;
```

Assembler Symbols

<Va> Is the destination width specifier, encoded in “size”:

size	<Va>
00	RESERVED
01	S
10	D
11	RESERVED

<d> Is the number of the SIMD&FP destination register, encoded in the "Rd" field.

<Vb> Is the source width specifier, encoded in “size”:

size	<Vb>
00	RESERVED
01	H
10	S
11	RESERVED

<n> Is the number of the first SIMD&FP source register, encoded in the "Rn" field.

<Vm> Is the name of the second SIMD&FP source register, encoded in “size:M:Rm”:

size	<Vm>
00	RESERVED
01	UInt('0':Rm)
10	UInt(M:Rm)
11	RESERVED

Restricted to V0-V15 when element size <Ts> is H.

<Ts> Is an element size specifier, encoded in “size”:

size	<Ts>
00	RESERVED
01	H
10	S
11	RESERVED

<index> Is the element index, encoded in “size:H:L:M”:

size	<index>
00	RESERVED
01	UInt (H:L:M)
10	UInt (H:L)
11	RESERVED

2 Is the second and upper half specifier. If present it causes the operation to be performed on the upper 64 bits of the registers holding the narrower elements, and is encoded in “Q”:

Q	2
0	[absent]
1	[present]

<Vd> Is the name of the SIMD&FP destination register, encoded in the "Rd" field.

<Ta> Is an arrangement specifier, encoded in “size”:

size	<Ta>
00	RESERVED
01	4S
10	2D
11	RESERVED

<Vn> Is the name of the first SIMD&FP source register, encoded in the "Rn" field.

<Tb> Is an arrangement specifier, encoded in “size:Q”:

size	Q	<Tb>
00	x	RESERVED
01	0	4H
01	1	8H
10	0	2S
10	1	4S
11	x	RESERVED

Operation

```

CheckFPAdvSIMDEnabled64();
constant bits(datasize)  operand1 = Vpart[n, part, datasize];
constant bits(idxsizesize) operand2 = V[m, idxdsizesize];
constant bits(2*datasize) operand3 = V[d, 2*datasize];
bits(2*datasize) result;
integer element1;
integer element2;
bits(2*esize) product;
integer accum;
boolean sat1;
boolean sat2;

element2 = SInt(Elem[operand2, index, esize]);
for e = 0 to elements-1
    element1 = SInt(Elem[operand1, e, esize]);
    (product, sat1) = SignedSatQ(2 * element1 * element2, 2 * esize);
    accum = SInt(Elem[operand3, e, 2*esize]) - SInt(product);
    (Elem[result, e, 2*esize], sat2) = SignedSatQ(accum, 2 * esize);
    if sat1 || sat2 then FPSR.QC = '1';

V[d, 2*datasize] = result;

```

SQDMLSL, SQDMLSL2 (vector)

Signed saturating doubling multiply-subtract long

This instruction multiplies corresponding signed integer values in the lower or upper half of the vectors of the two source SIMD&FP registers, doubles the results, and subtracts the final results from the vector elements of the destination SIMD&FP register. The destination vector elements are twice as long as the elements that are multiplied.

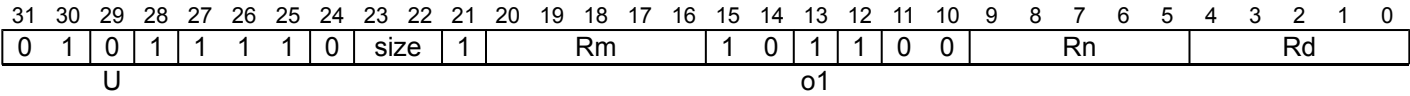
If overflow occurs with any of the results, those results are saturated. If saturation occurs, the cumulative saturation bit FPSR.QC is set.

The SQDMLSL instruction extracts each source vector from the lower half of each source register. The SQDMLSL2 instruction extracts each source vector from the upper half of each source register.

Depending on the settings in the CPACR_EL1, CPTR_EL2, and CPTR_EL3 registers, and the current Security state and Exception level, an attempt to execute the instruction might be trapped.

It has encodings from 2 classes: [Scalar](#) and [Vector](#)

Scalar (FEAT_AdvSIMD)



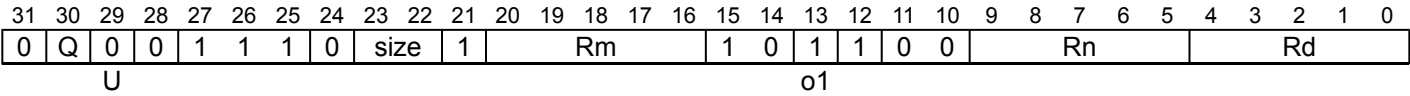
Encoding

SQDMLSL <Va><d>, <Vb><n>, <Vb><m>

Decode for this encoding

```
if !IsFeatureImplemented(FEAT_AdvSIMD) then EndOfDecode(Decode_UNDEF);
if size == '00' || size == '11' then EndOfDecode(Decode_UNDEF);
constant integer d = UInt(Rd);
constant integer n = UInt(Rn);
constant integer m = UInt(Rm);
constant integer esize = 8 << UInt(size);
constant integer datasize = esize;
constant integer elements = 1;
constant integer part = 0;
```

Vector (FEAT_AdvSIMD)



Encoding

SQDMLSL{2} <Vd>.<Ta>, <Vn>.<Tb>, <Vm>.<Tb>

Decode for this encoding

```
if !IsFeatureImplemented(FEAT_AdvSIMD) then EndOfDecode(Decode_UNDEF);
if size == '00' || size == '11' then EndOfDecode(Decode_UNDEF);
constant integer d = UInt(Rd);
constant integer n = UInt(Rn);
constant integer m = UInt(Rm);
constant integer esize = 8 << UInt(size);
constant integer datasize = 64;
constant integer part = UInt(Q);
constant integer elements = datasize DIV esize;
```

Assembler Symbols

<Va> Is the destination width specifier, encoded in “size”:

size	<Va>
00	RESERVED
01	S
10	D
11	RESERVED

<d> Is the number of the SIMD&FP destination register, encoded in the "Rd" field.

<Vb> Is the source width specifier, encoded in “size”:

size	<Vb>
00	RESERVED
01	H
10	S
11	RESERVED

<n> Is the number of the first SIMD&FP source register, encoded in the "Rn" field.

<m> Is the number of the second SIMD&FP source register, encoded in the "Rm" field.

2 Is the second and upper half specifier. If present it causes the operation to be performed on the upper 64 bits of the registers holding the narrower elements, and is encoded in “Q”:

Q	2
0	[absent]
1	[present]

<Vd> Is the name of the SIMD&FP destination register, encoded in the "Rd" field.

<Ta> Is an arrangement specifier, encoded in “size”:

size	<Ta>
00	RESERVED
01	4S
10	2D
11	RESERVED

<Vn> Is the name of the first SIMD&FP source register, encoded in the "Rn" field.

<Tb> Is an arrangement specifier, encoded in “size:Q”:

size	Q	<Tb>
00	x	RESERVED
01	0	4H
01	1	8H
10	0	2S
10	1	4S
11	x	RESERVED

<Vm> Is the name of the second SIMD&FP source register, encoded in the "Rm" field.

Operation

```
CheckFPAdvSIMDEnabled64();
constant bits(datasize) operand1 = Vpart[n, part, datasize];
constant bits(datasize) operand2 = Vpart[m, part, datasize];
constant bits(2*datasize) operand3 = V[d, 2*datasize];
bits(2*datasize) result;
integer element1;
integer element2;
bits(2*esize) product;
integer accum;
boolean sat1;
boolean sat2;

for e = 0 to elements-1
    element1 = SInt(Elem[operand1, e, esize]);
    element2 = SInt(Elem[operand2, e, esize]);
    (product, sat1) = SignedSatQ(2 * element1 * element2, 2 * esize);
    accum = SInt(Elem[operand3, e, 2*esize]) - SInt(product);
    (Elem[result, e, 2*esize], sat2) = SignedSatQ(accum, 2 * esize);
    if sat1 || sat2 then FPSR.QC = '1';

V[d, 2*datasize] = result;
```

Internal version only: aarchmrs v2025-03_rel, pseudocode v2025-03_rel ; Build timestamp: 2025-03-21T17:41

Copyright © 2010-2025 Arm Limited or its affiliates. All rights reserved. This document is Non-Confidential.

SQDMULH (by element)

Signed saturating doubling multiply returning high half (by element)

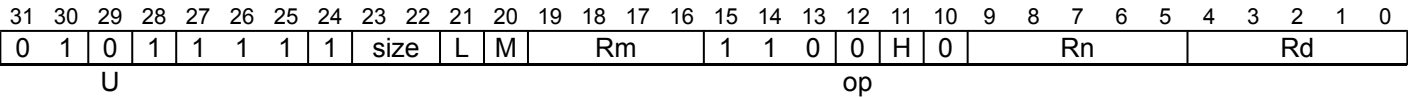
This instruction multiplies each vector element in the first source SIMD&FP register by the specified vector element of the second source SIMD&FP register, doubles the results, places the most significant half of the final results into a vector, and writes the vector to the destination SIMD&FP register.

The results are truncated. For rounded results, see [SQRDMULH](#).

Depending on the settings in the CPACR_EL1, CPTR_EL2, and CPTR_EL3 registers, and the current Security state and Exception level, an attempt to execute the instruction might be trapped.

It has encodings from 2 classes: [Scalar](#) and [Vector](#)

Scalar
(FEAT_AdvSIMD)



Encoding

SQDMULH <V><d>, <V><n>, <Vm>.<Ts>[<index>]

Decode for this encoding

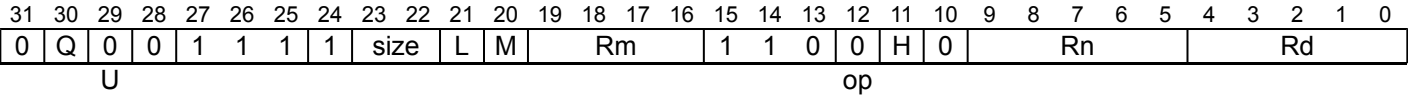
```
if !IsFeatureImplemented(FEAT_AdvSIMD) then EndOfDecode(Decode_UNDEF);
constant integer idxdsize = 64 << UInt(H);
integer index;
bit Rmhi;
case size of
  when '01' index = UInt(H:L:M); Rmhi = '0';
  when '10' index = UInt(H:L);   Rmhi = M;
  otherwise EndOfDecode(Decode_UNDEF);

constant integer d = UInt(Rd);
constant integer n = UInt(Rn);
constant integer m = UInt(Rmhi:Rm);

constant integer esize = 8 << UInt(size);
constant integer datasize = esize;
constant integer elements = 1;

constant boolean round = FALSE;
```

Vector
(FEAT_AdvSIMD)



Encoding

SQDMULH <Vd>.<T>, <Vn>.<T>, <Vm>.<Ts>[<index>]

Decode for this encoding

```
if !IsFeatureImplemented(FEAT_AdvSIMD) then EndOfDecode(Decode_UNDEF);
constant integer idxdsize = 64 << UInt(H);
integer index;
bit Rmhi;
case size of
    when '01' index = UInt(H:L:M); Rmhi = '0';
    when '10' index = UInt(H:L);    Rmhi = M;
    otherwise EndOfDecode(Decode_UNDEF);

constant integer d = UInt(Rd);
constant integer n = UInt(Rn);
constant integer m = UInt(Rmhi:Rm);

constant integer esize = 8 << UInt(size);
constant integer datasize = 64 << UInt(Q);
constant integer elements = datasize DIV esize;

constant boolean round = FALSE;
```

Assembler Symbols

<V> Is a width specifier, encoded in “size”:

size	<V>
00	RESERVED
01	H
10	S
11	RESERVED

<d> Is the number of the SIMD&FP destination register, encoded in the "Rd" field.

<n> Is the number of the first SIMD&FP source register, encoded in the "Rn" field.

<Vm> Is the name of the second SIMD&FP source register, encoded in “size:M:Rm”:

size	<Vm>
00	RESERVED
01	UInt('0':Rm)
10	UInt(M:Rm)
11	RESERVED

Restricted to V0-V15 when element size <Ts> is H.

<Ts> Is an element size specifier, encoded in “size”:

size	<Ts>
00	RESERVED
01	H
10	S
11	RESERVED

<index> Is the element index, encoded in “size:H:L:M”:

size	<index>
00	RESERVED
01	UInt(H:L:M)
10	UInt(H:L)
11	RESERVED

<Vd> Is the name of the SIMD&FP destination register, encoded in the "Rd" field.

<T> Is an arrangement specifier, encoded in “size:Q”:

size	Q	<T>
00	x	RESERVED
01	0	4H
01	1	8H
10	0	2S
10	1	4S
11	x	RESERVED

<Vn> Is the name of the first SIMD&FP source register, encoded in the "Rn" field.

Operation

```
CheckFPAdvSIMDEnabled64();
constant bits(datasize) operand1 = V[n, datasize];
constant bits(idxsize) operand2 = V[m, idxsize];
bits(datasize) result;
integer element1;
integer element2;
integer product;
boolean sat;

element2 = SInt(Elem[operand2, index, esize]);
for e = 0 to elements-1
    element1 = SInt(Elem[operand1, e, esize]);
    product = 2 * element1 * element2;
    product = RShr(product, esize, round);
    // The following only saturates if element1 and element2 equal -(2^(esize-1))
    (Elem[result, e, esize], sat) = SignedSatQ(product, esize);
    if sat then FPSR.QC = '1';

V[d, datasize] = result;
```

Operational information

- If PSTATE.DIT is 1:
- The execution time of this instruction is independent of:
 - The values of the data supplied in any of its registers.
 - The values of the NZCV flags.
 - The response of this instruction to asynchronous exceptions does not vary based on:
 - The values of the data supplied in any of its registers.
 - The values of the NZCV flags.

SQDMULH (vector)

Signed saturating doubling multiply returning high half

This instruction multiplies the values of corresponding elements of the two source SIMD&FP registers, doubles the results, places the most significant half of the final results into a vector, and writes the vector to the destination SIMD&FP register.

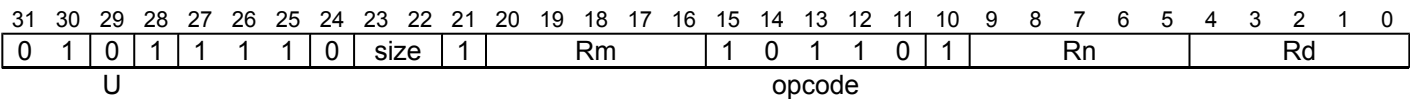
The results are truncated. For rounded results, see [SQRDMULH](#).

If overflow occurs with any of the results, those results are saturated. If saturation occurs, the cumulative saturation bit FPSR.QC is set.

Depending on the settings in the CPACR_EL1, CPTR_EL2, and CPTR_EL3 registers, and the current Security state and Exception level, an attempt to execute the instruction might be trapped.

It has encodings from 2 classes: [Scalar](#) and [Vector](#)

Scalar (FEAT_AdvSIMD)



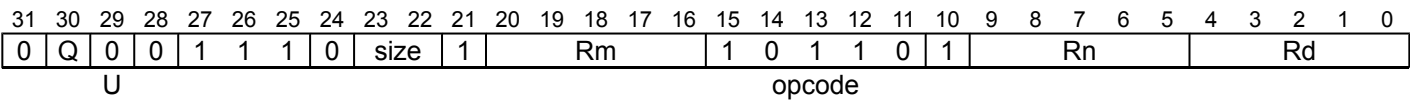
Encoding

SQDMULH <V><d>, <V><n>, <V><m>

Decode for this encoding

```
if !IsFeatureImplemented(FEAT_AdvSIMD) then EndOfDecode(Decode_UNDEF);
if size == '11' || size == '00' then EndOfDecode(Decode_UNDEF);
constant integer d = UInt(Rd);
constant integer n = UInt(Rn);
constant integer m = UInt(Rm);
constant integer esize = 8 << UInt(size);
constant integer datasize = esize;
constant integer elements = 1;
constant boolean rounding = FALSE;
```

Vector (FEAT_AdvSIMD)



Encoding

SQDMULH <Vd>.<T>, <Vn>.<T>, <Vm>.<T>

Decode for this encoding

```
if !IsFeatureImplemented(FEAT_AdvSIMD) then EndOfDecode(Decode_UNDEF);
if size == '11' || size == '00' then EndOfDecode(Decode_UNDEF);
constant integer d = UInt(Rd);
constant integer n = UInt(Rn);
constant integer m = UInt(Rm);
constant integer esize = 8 << UInt(size);
constant integer datasize = 64 << UInt(Q);
constant integer elements = datasize DIV esize;
constant boolean rounding = FALSE;
```


Assembler Symbols

<V> Is a width specifier, encoded in “size”:

size	<V>
00	RESERVED
01	H
10	S
11	RESERVED

<d> Is the number of the SIMD&FP destination register, encoded in the "Rd" field.

<n> Is the number of the first SIMD&FP source register, encoded in the "Rn" field.

<m> Is the number of the second SIMD&FP source register, encoded in the "Rm" field.

<Vd> Is the name of the SIMD&FP destination register, encoded in the "Rd" field.

<T> Is an arrangement specifier, encoded in “size:Q”:

size	Q	<T>
00	x	RESERVED
01	0	4H
01	1	8H
10	0	2S
10	1	4S
11	x	RESERVED

<Vn> Is the name of the first SIMD&FP source register, encoded in the "Rn" field.

<Vm> Is the name of the second SIMD&FP source register, encoded in the "Rm" field.

Operation

```
CheckFPAdvSIMDEnabled64();
constant bits(datasize) operand1 = V[n, datasize];
constant bits(datasize) operand2 = V[m, datasize];
bits(datasize) result;
integer element1;
integer element2;
integer product;
boolean sat;

for e = 0 to elements-1
    element1 = SInt(Elem[operand1, e, esize]);
    element2 = SInt(Elem[operand2, e, esize]);
    product = 2 * element1 * element2;
    product = RShr(product, esize, rounding);
    (Elem[result, e, esize], sat) = SignedSatQ(product, esize);
    if sat then FPSR.QC = '1';

V[d, datasize] = result;
```

Operational information

If PSTATE.DIT is 1:

- The execution time of this instruction is independent of:
 - The values of the data supplied in any of its registers.
 - The values of the NZCV flags.
- The response of this instruction to asynchronous exceptions does not vary based on:
 - The values of the data supplied in any of its registers.
 - The values of the NZCV flags.

SQDMULL, SQDMULL2 (by element)

Signed saturating doubling multiply long (by element)

This instruction multiplies each vector element in the lower or upper half of the first source SIMD&FP register by the specified vector element of the second source SIMD&FP register, doubles the results, places the final results in a vector, and writes the vector to the destination SIMD&FP register. All the values in this instruction are signed integer values.

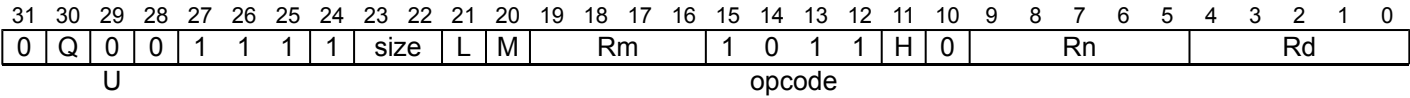
If overflow occurs with any of the results, those results are saturated. If saturation occurs, the cumulative saturation bit FPSR.QC is set.

The SQDMULL instruction extracts the first source vector from the lower half of the first source register. The SQDMULL2 instruction extracts the first source vector from the upper half of the first source register.

Depending on the settings in the CPACR_EL1, CPTR_EL2, and CPTR_EL3 registers, and the current Security state and Exception level, an attempt to execute the instruction might be trapped.

It has encodings from 2 classes: [Vector](#) and [Scalar](#)

Vector
(FEAT_AdvSIMD)



Encoding

SQDMULL{2} <Vd>.<Ta>, <Vn>.<Tb>, <Vm>.<Ts>[<index>]

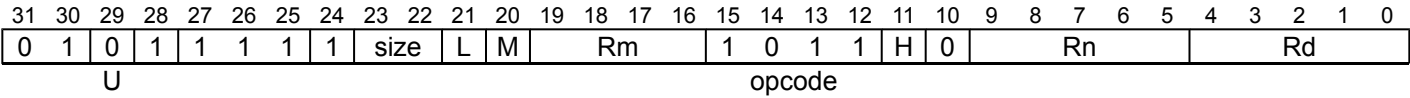
Decode for this encoding

```
if !IsFeatureImplemented(FEAT_AdvSIMD) then EndOfDecode(Decode_UNDEF);
constant integer idxdsize = 64 << UInt(H);
integer index;
bit Rmhi;
case size of
  when '01' index = UInt(H:L:M); Rmhi = '0';
  when '10' index = UInt(H:L); Rmhi = M;
  otherwise EndOfDecode(Decode_UNDEF);

constant integer d = UInt(Rd);
constant integer n = UInt(Rn);
constant integer m = UInt(Rmhi:Rm);

constant integer esize = 8 << UInt(size);
constant integer datasize = 64;
constant integer part = UInt(Q);
constant integer elements = datasize DIV esize;
```

Scalar
(FEAT_AdvSIMD)



Encoding

SQDMULL <Va><d>, <Vb><n>, <Vm>.<Ts>[<index>]

Decode for this encoding

```
if !IsFeatureImplemented(FEAT_AdvSIMD) then EndOfDecode(Decode_UNDEF);
constant integer idxdsize = 64 << UInt(H);
integer index;
bit Rmhi;
case size of
    when '01' index = UInt(H:L:M); Rmhi = '0';
    when '10' index = UInt(H:L); Rmhi = M;
    otherwise EndOfDecode(Decode_UNDEF);

constant integer d = UInt(Rd);
constant integer n = UInt(Rn);
constant integer m = UInt(Rmhi:Rm);

constant integer esize = 8 << UInt(size);
constant integer datasize = esize;
constant integer elements = 1;
constant integer part = 0;
```

Assembler Symbols

2 Is the second and upper half specifier. If present it causes the operation to be performed on the upper 64 bits of the registers holding the narrower elements, and is encoded in “Q”:

2	
Q	
0	[absent]
1	[present]

<Vd> Is the name of the SIMD&FP destination register, encoded in the "Rd" field.

<Ta> Is an arrangement specifier, encoded in “size”:

size	<Ta>
00	RESERVED
01	4S
10	2D
11	RESERVED

<Vn> Is the name of the first SIMD&FP source register, encoded in the "Rn" field.

<Tb> Is an arrangement specifier, encoded in “size:Q”:

size	Q	<Tb>
00	x	RESERVED
01	0	4H
01	1	8H
10	0	2S
10	1	4S
11	x	RESERVED

<Vm> Is the name of the second SIMD&FP source register, encoded in “size:M:Rm”:

size	<Vm>
00	RESERVED
01	UInt('0':Rm)
10	UInt(M:Rm)
11	RESERVED

Restricted to V0-V15 when element size <Ts> is H.

<Ts> Is an element size specifier, encoded in “size”:

size	<Ts>
00	RESERVED
01	H
10	S
11	RESERVED

<index> Is the element index, encoded in “size:H:L:M”:

size	<index>
00	RESERVED
01	UInt (H:L:M)
10	UInt (H:L)
11	RESERVED

<Va> Is the destination width specifier, encoded in “size”:

size	<Va>
00	RESERVED
01	S
10	D
11	RESERVED

<d> Is the number of the SIMD&FP destination register, encoded in the "Rd" field.

<Vb> Is the source width specifier, encoded in “size”:

size	<Vb>
00	RESERVED
01	H
10	S
11	RESERVED

<n> Is the number of the first SIMD&FP source register, encoded in the "Rn" field.

Operation

```
CheckFPAdvSIMDEnabled64();

constant bits(datasize) operand1 = Vpart[n, part, datasize];
constant bits(idxsizesize) operand2 = V[m, idxdsizesize];
bits(2*datasize) result;
integer element1;
constant integer element2 = SInt(Elem[operand2, index, esize]);
bits(2*esize) product;
boolean sat;

for e = 0 to elements-1
    element1 = SInt(Elem[operand1, e, esize]);
    (product, sat) = SignedSatQ(2 * element1 * element2, 2 * esize);
    Elem[result, e, 2*esize] = product;
    if sat then FPSR.QC = '1';

V[d, 2*datasize] = result;
```

SQDMULL, SQDMULL2 (vector)

Signed saturating doubling multiply long

This instruction multiplies corresponding vector elements in the lower or upper half of the two source SIMD&FP registers, doubles the results, places the final results in a vector, and writes the vector to the destination SIMD&FP register.

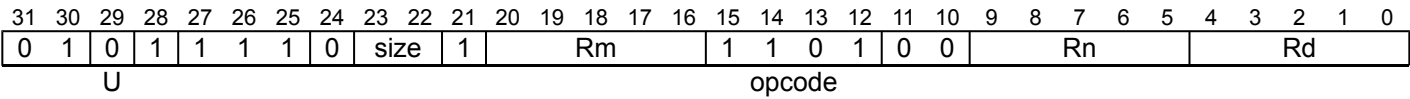
If overflow occurs with any of the results, those results are saturated. If saturation occurs, the cumulative saturation bit FPSR.QC is set.

The SQDMULL instruction extracts each source vector from the lower half of each source register. The SQDMULL2 instruction extracts each source vector from the upper half of each source register.

Depending on the settings in the CPACR_EL1, CPTR_EL2, and CPTR_EL3 registers, and the current Security state and Exception level, an attempt to execute the instruction might be trapped.

It has encodings from 2 classes: [Scalar](#) and [Vector](#)

Scalar
(FEAT_AdvSIMD)



Encoding

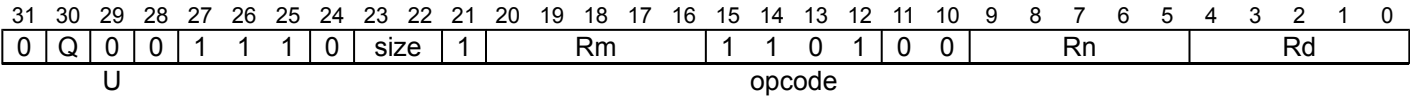
SQDMULL <Va><d>, <Vb><n>, <Vb><m>

Decode for this encoding

```
if !IsFeatureImplemented(FEAT_AdvSIMD) then EndOfDecode(Decode_UNDEF);
if size == '00' || size == '11' then EndOfDecode(Decode_UNDEF);
constant integer d = UInt(Rd);
constant integer n = UInt(Rn);
constant integer m = UInt(Rm);

constant integer esize = 8 << UInt(size);
constant integer datasize = esize;
constant integer elements = 1;
constant integer part = 0;
```

Vector
(FEAT_AdvSIMD)



Encoding

SQDMULL{2} <Vd>.<Ta>, <Vn>.<Tb>, <Vm>.<Tb>

Decode for this encoding

```
if !IsFeatureImplemented(FEAT_AdvSIMD) then EndOfDecode(Decode_UNDEF);
if size == '00' || size == '11' then EndOfDecode(Decode_UNDEF);
constant integer d = UInt(Rd);
constant integer n = UInt(Rn);
constant integer m = UInt(Rm);

constant integer esize = 8 << UInt(size);
constant integer datasize = 64;
constant integer part = UInt(Q);
constant integer elements = datasize DIV esize;
```

Assembler Symbols

<Va> Is the destination width specifier, encoded in “size”:

size	<Va>
00	RESERVED
01	S
10	D
11	RESERVED

<d> Is the number of the SIMD&FP destination register, encoded in the "Rd" field.

<Vb> Is the source width specifier, encoded in “size”:

size	<Vb>
00	RESERVED
01	H
10	S
11	RESERVED

<n> Is the number of the first SIMD&FP source register, encoded in the "Rn" field.

<m> Is the number of the second SIMD&FP source register, encoded in the "Rm" field.

2 Is the second and upper half specifier. If present it causes the operation to be performed on the upper 64 bits of the registers holding the narrower elements, and is encoded in “Q”:

Q	2
0	[absent]
1	[present]

<Vd> Is the name of the SIMD&FP destination register, encoded in the "Rd" field.

<Ta> Is an arrangement specifier, encoded in “size”:

size	<Ta>
00	RESERVED
01	4S
10	2D
11	RESERVED

<Vn> Is the name of the first SIMD&FP source register, encoded in the "Rn" field.

<Tb> Is an arrangement specifier, encoded in “size:Q”:

size	Q	<Tb>
00	x	RESERVED
01	0	4H
01	1	8H
10	0	2S
10	1	4S
11	x	RESERVED

<Vm> Is the name of the second SIMD&FP source register, encoded in the "Rm" field.

Operation

```
CheckFPAdvSIMDEnabled64();
constant bits(datasize) operand1 = Vpart[n, part, datasize];
constant bits(datasize) operand2 = Vpart[m, part, datasize];
bits(2*datasize) result;
integer element1;
integer element2;
bits(2*esize) product;
boolean sat;

for e = 0 to elements-1
    element1 = SInt(Elem[operand1, e, esize]);
    element2 = SInt(Elem[operand2, e, esize]);
    (product, sat) = SignedSatQ(2 * element1 * element2, 2 * esize);
    Elem[result, e, 2*esize] = product;
    if sat then FPSR.QC = '1';

V[d, 2*datasize] = result;
```

Internal version only: aarchmrs v2025-03_rel, pseudocode v2025-03_rel ; Build timestamp: 2025-03-21T17:41

Copyright © 2010-2025 Arm Limited or its affiliates. All rights reserved. This document is Non-Confidential.

SQNEG

Signed saturating negate

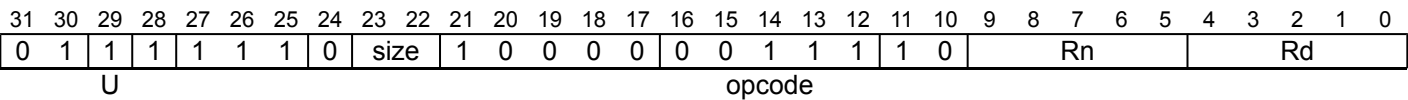
This instruction reads each vector element from the source SIMD&FP register, negates each value, places the result into a vector, and writes the vector to the destination SIMD&FP register. All the values in this instruction are signed integer values.

If overflow occurs with any of the results, those results are saturated. If saturation occurs, the cumulative saturation bit FPSR.QC is set.

Depending on the settings in the CPACR_EL1, CPTR_EL2, and CPTR_EL3 registers, and the current Security state and Exception level, an attempt to execute the instruction might be trapped.

It has encodings from 2 classes: [Scalar](#) and [Vector](#)

Scalar (FEAT_AdvSIMD)



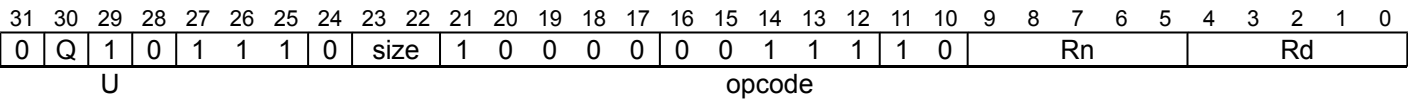
Encoding

SQNEG <V><d>, <V><n>

Decode for this encoding

```
if !IsFeatureImplemented(FEAT_AdvSIMD) then EndOfDecode(Decode_UNDEF);
constant integer d = UInt(Rd);
constant integer n = UInt(Rn);
constant integer esize = 8 << UInt(size);
constant integer datasize = esize;
constant integer elements = 1;
```

Vector (FEAT_AdvSIMD)



Encoding

SQNEG <Vd>.<T>, <Vn>.<T>

Decode for this encoding

```
if !IsFeatureImplemented(FEAT_AdvSIMD) then EndOfDecode(Decode_UNDEF);
if size:Q == '110' then EndOfDecode(Decode_UNDEF);
constant integer d = UInt(Rd);
constant integer n = UInt(Rn);

constant integer esize = 8 << UInt(size);
constant integer datasize = 64 << UInt(Q);
constant integer elements = datasize DIV esize;
```

Assembler Symbols

<V> Is a width specifier, encoded in “size”:

size	<V>
00	B
01	H
10	S
11	D

<d> Is the number of the SIMD&FP destination register, encoded in the "Rd" field.

<n> Is the number of the SIMD&FP source register, encoded in the "Rn" field.

<Vd> Is the name of the SIMD&FP destination register, encoded in the "Rd" field.

<T> Is an arrangement specifier, encoded in "size:Q":

size	Q	<T>
00	0	8B
00	1	16B
01	0	4H
01	1	8H
10	0	2S
10	1	4S
11	0	RESERVED
11	1	2D

<Vn> Is the name of the SIMD&FP source register, encoded in the "Rn" field.

Operation

```

CheckFPAdvSIMDEnabled64();
constant bits(datasize) operand = V[n, datasize];
bits(datasize) result;
integer element;
boolean sat;

for e = 0 to elements-1
    element = SInt(Elem[operand, e, esize]);
    element = -element;
    (Elem[result, e, esize], sat) = SignedSatQ(element, esize);
    if sat then FPSR.QC = '1';

V[d, datasize] = result;

```

Internal version only: aarchmrs v2025-03_rel, pseudocode v2025-03_rel ; Build timestamp: 2025-03-21T17:41

Copyright © 2010-2025 Arm Limited or its affiliates. All rights reserved. This document is Non-Confidential.

SQRDMLAH (by element)

Signed saturating rounding doubling multiply accumulate returning high half (by element)

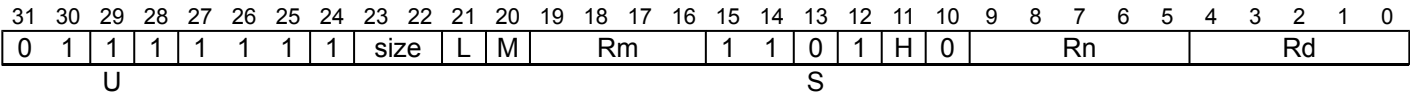
This instruction multiplies the vector elements of the first source SIMD&FP register with the value of a vector element of the second source SIMD&FP register without saturating the multiply results, doubles the results, and accumulates the most significant half of the final results with the vector elements of the destination SIMD&FP register. The results are rounded.

If any of the results overflow, they are saturated. The cumulative saturation bit, FPSR.QC, is set if saturation occurs.

Depending on the settings in the CPACR_EL1, CPTR_EL2, and CPTR_EL3 registers, and the current Security state and Exception level, an attempt to execute the instruction might be trapped.

It has encodings from 2 classes: [Scalar](#) and [Vector](#)

Scalar
(FEAT_RDM)



Encoding

SQRDMLAH <V><d>, <V><n>, <Vm>.<Ts>[<index>]

Decode for this encoding

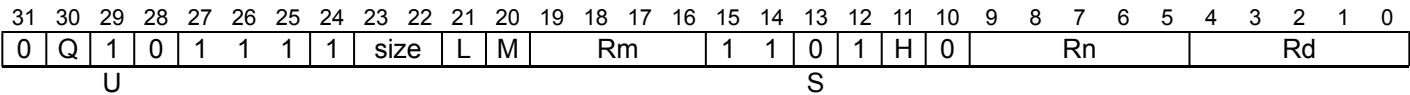
```
if !IsFeatureImplemented(FEAT_RDM) then EndOfDecode(Decode_UNDEF);
constant integer idxdsize = 64 << UInt(H);
integer index;
bit Rmhi;

case size of
  when '01' index = UInt(H:L:M); Rmhi = '0';
  when '10' index = UInt(H:L); Rmhi = M;
  otherwise EndOfDecode(Decode_UNDEF);

constant integer d = UInt(Rd);
constant integer n = UInt(Rn);
constant integer m = UInt(Rmhi:Rm);
constant integer esize = 8 << UInt(size);
constant integer datasize = esize;
constant integer elements = 1;

constant boolean rounding = TRUE;
```

Vector
(FEAT_RDM)



Encoding

```
SQRDMLAH <Vd>.<T>, <Vn>.<T>, <Vm>.<Ts>[<index>]
```

Decode for this encoding

```
if !IsFeatureImplemented(FEAT_RDM) then EndOfDecode(Decode_UNDEF);
constant integer idxdsize = 64 << UInt(H);
integer index;
bit Rmhi;

case size of
  when '01' index = UInt(H:L:M); Rmhi = '0';
  when '10' index = UInt(H:L); Rmhi = M;
  otherwise EndOfDecode(Decode_UNDEF);

constant integer d = UInt(Rd);
constant integer n = UInt(Rn);
constant integer m = UInt(Rmhi:Rm);
constant integer esize = 8 << UInt(size);
constant integer datasize = 64 << UInt(Q);
constant integer elements = datasize DIV esize;

constant boolean rounding = TRUE;
```

Assembler Symbols

<V> Is a width specifier, encoded in “size”:

size	<V>
00	RESERVED
01	H
10	S
11	RESERVED

<d> Is the number of the SIMD&FP destination register, encoded in the "Rd" field.

<n> Is the number of the first SIMD&FP source register, encoded in the "Rn" field.

<Vm> Is the name of the second SIMD&FP source register, encoded in “size:M:Rm”:

size	<Vm>
00	RESERVED
01	UInt('0':Rm)
10	UInt(M:Rm)
11	RESERVED

Restricted to V0-V15 when element size <Ts> is H.

<Ts> Is an element size specifier, encoded in “size”:

size	<Ts>
00	RESERVED
01	H
10	S
11	RESERVED

<index> Is the element index, encoded in “size:H:L:M”:

size	<index>
00	RESERVED
01	UInt(H:L:M)
10	UInt(H:L)
11	RESERVED

<Vd> Is the name of the SIMD&FP destination register, encoded in the "Rd" field.

<T> Is an arrangement specifier, encoded in “size:Q”:

size	Q	<T>
00	x	RESERVED
01	0	4H
01	1	8H
10	0	2S
10	1	4S
11	x	RESERVED

<Vn> Is the name of the first SIMD&FP source register, encoded in the "Rn" field.

Operation

```
CheckFPAdvSIMDEnabled64();
constant bits(datasize) operand1 = V[n, datasize];
constant bits(idxdsize) operand2 = V[m, idxdsize];
constant bits(datasize) operand3 = V[d, datasize];
bits(datasize) result;
integer element1;
integer element2;
integer element3;
integer accum;
boolean sat;

element2 = SInt(Elem[operand2, index, esize]);
for e = 0 to elements-1
    element1 = SInt(Elem[operand1, e, esize]);
    element3 = SInt(Elem[operand3, e, esize]);
    accum = (element3 << esize) + 2 * (element1 * element2);
    accum = RShr(accum, esize, rounding);
    (Elem[result, e, esize], sat) = SignedSatQ(accum, esize);
    if sat then FPSR.QC = '1';

V[d, datasize] = result;
```

Operational information

- If PSTATE.DIT is 1:
- The execution time of this instruction is independent of:
 - The values of the data supplied in any of its registers.
 - The values of the NZCV flags.
 - The response of this instruction to asynchronous exceptions does not vary based on:
 - The values of the data supplied in any of its registers.
 - The values of the NZCV flags.

SQRDMLAH (vector)

Signed saturating rounding doubling multiply accumulate returning high half (vector)

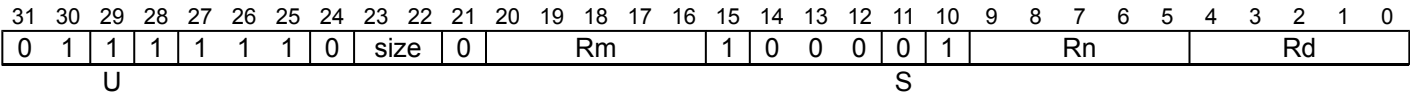
This instruction multiplies the vector elements of the first source SIMD&FP register with the corresponding vector elements of the second source SIMD&FP register without saturating the multiply results, doubles the results, and accumulates the most significant half of the final results with the vector elements of the destination SIMD&FP register. The results are rounded.

If any of the results overflow, they are saturated. The cumulative saturation bit, FPSR.QC, is set if saturation occurs.

Depending on the settings in the CPACR_EL1, CPTR_EL2, and CPTR_EL3 registers, and the current Security state and Exception level, an attempt to execute the instruction might be trapped.

It has encodings from 2 classes: [Scalar](#) and [Vector](#)

Scalar (FEAT_RDM)



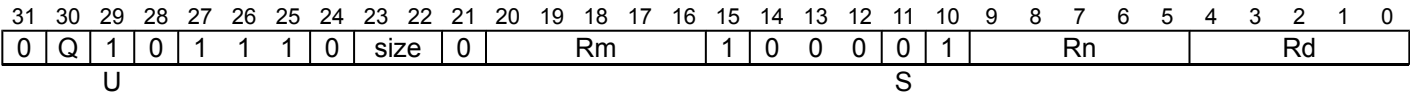
Encoding

SQRDMLAH <V><d>, <V><n>, <V><m>

Decode for this encoding

```
if !IsFeatureImplemented(FEAT_RDM) then EndOfDecode(Decode_UNDEF);
if size == '11' || size == '00' then EndOfDecode(Decode_UNDEF);
constant integer d = UInt(Rd);
constant integer n = UInt(Rn);
constant integer m = UInt(Rm);
constant integer esize = 8 << UInt(size);
constant integer datasize = esize;
constant integer elements = 1;
constant boolean rounding = TRUE;
```

Vector (FEAT_RDM)



Encoding

SQRDMLAH <Vd>.<T>, <Vn>.<T>, <Vm>.<T>

Decode for this encoding

```
if !IsFeatureImplemented(FEAT_RDM) then EndOfDecode(Decode_UNDEF);
if size == '11' || size == '00' then EndOfDecode(Decode_UNDEF);
constant integer d = UInt(Rd);
constant integer n = UInt(Rn);
constant integer m = UInt(Rm);
constant integer esize = 8 << UInt(size);
constant integer datasize = 64 << UInt(Q);
constant integer elements = datasize DIV esize;
constant boolean rounding = TRUE;
```

Assembler Symbols

<V> Is a width specifier, encoded in “size”:

size	<V>
00	RESERVED
01	H
10	S
11	RESERVED

<d> Is the number of the SIMD&FP destination register, encoded in the "Rd" field.

<n> Is the number of the first SIMD&FP source register, encoded in the "Rn" field.

<m> Is the number of the second SIMD&FP source register, encoded in the "Rm" field.

<Vd> Is the name of the SIMD&FP destination register, encoded in the "Rd" field.

<T> Is an arrangement specifier, encoded in “size:Q”:

size	Q	<T>
00	x	RESERVED
01	0	4H
01	1	8H
10	0	2S
10	1	4S
11	x	RESERVED

<Vn> Is the name of the first SIMD&FP source register, encoded in the "Rn" field.

<Vm> Is the name of the second SIMD&FP source register, encoded in the "Rm" field.

Operation

```
CheckFPAdvSIMDEnabled64();
constant bits(datasize) operand1 = V[n, datasize];
constant bits(datasize) operand2 = V[m, datasize];
constant bits(datasize) operand3 = V[d, datasize];
bits(datasize) result;
integer element1;
integer element2;
integer element3;
integer accum;
boolean sat;

for e = 0 to elements-1
    element1 = SInt(Elem[operand1, e, esize]);
    element2 = SInt(Elem[operand2, e, esize]);
    element3 = SInt(Elem[operand3, e, esize]);
    accum = (element3 << esize) + 2 * (element1 * element2);
    accum = RShr(accum, esize, rounding);
    (Elem[result, e, esize], sat) = SignedSatQ(accum, esize);
    if sat then FPSR.QC = '1';

V[d, datasize] = result;
```

Operational information

If PSTATE.DIT is 1:

- The execution time of this instruction is independent of:
 - The values of the data supplied in any of its registers.
 - The values of the NZCV flags.
- The response of this instruction to asynchronous exceptions does not vary based on:
 - The values of the data supplied in any of its registers.
 - The values of the NZCV flags.

SQRDMLSH (by element)

Signed saturating rounding doubling multiply subtract returning high half (by element)

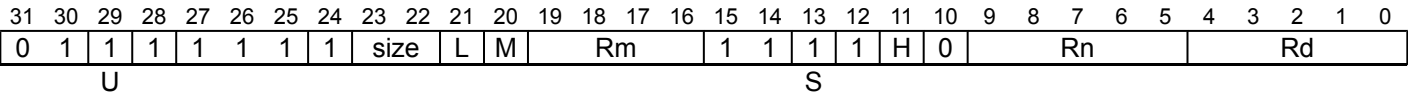
This instruction multiplies the vector elements of the first source SIMD&FP register with the value of a vector element of the second source SIMD&FP register without saturating the multiply results, doubles the results, and subtracts the most significant half of the final results from the vector elements of the destination SIMD&FP register. The results are rounded.

If any of the results overflow, they are saturated. The cumulative saturation bit, FPSR.QC, is set if saturation occurs.

Depending on the settings in the CPACR_EL1, CPTR_EL2, and CPTR_EL3 registers, and the current Security state and Exception level, an attempt to execute the instruction might be trapped.

It has encodings from 2 classes: [Scalar](#) and [Vector](#)

Scalar
(FEAT_RDM)



Encoding

SQRDMLSH <V><d>, <V><n>, <Vm>.<Ts>[<index>]

Decode for this encoding

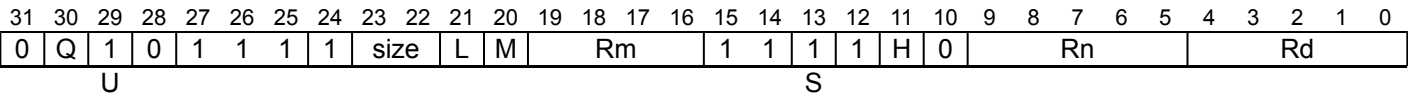
```
if !IsFeatureImplemented(FEAT_RDM) then EndOfDecode(Decode_UNDEF);
constant integer idxdsize = 64 << UInt(H);
integer index;
bit Rmhi;

case size of
  when '01' index = UInt(H:L:M); Rmhi = '0';
  when '10' index = UInt(H:L); Rmhi = M;
  otherwise EndOfDecode(Decode_UNDEF);

constant integer d = UInt(Rd);
constant integer n = UInt(Rn);
constant integer m = UInt(Rmhi:Rm);
constant integer esize = 8 << UInt(size);
constant integer datasize = esize;
constant integer elements = 1;

constant boolean rounding = TRUE;
```

Vector
(FEAT_RDM)



Encoding

```
SQRDMLSH <Vd>.<T>, <Vn>.<T>, <Vm>.<Ts>[<index>]
```

Decode for this encoding

```
if !IsFeatureImplemented(FEAT_RDM) then EndOfDecode(Decode_UNDEF);
constant integer idxdsize = 64 << UInt(H);
integer index;
bit Rmhi;

case size of
  when '01' index = UInt(H:L:M); Rmhi = '0';
  when '10' index = UInt(H:L); Rmhi = M;
  otherwise EndOfDecode(Decode_UNDEF);

constant integer d = UInt(Rd);
constant integer n = UInt(Rn);
constant integer m = UInt(Rmhi:Rm);
constant integer esize = 8 << UInt(size);
constant integer datasize = 64 << UInt(Q);
constant integer elements = datasize DIV esize;

constant boolean rounding = TRUE;
```

Assembler Symbols

<V> Is a width specifier, encoded in “size”:

size	<V>
00	RESERVED
01	H
10	S
11	RESERVED

<d> Is the number of the SIMD&FP destination register, encoded in the "Rd" field.

<n> Is the number of the first SIMD&FP source register, encoded in the "Rn" field.

<Vm> Is the name of the second SIMD&FP source register, encoded in “size:M:Rm”:

size	<Vm>
00	RESERVED
01	UInt('0':Rm)
10	UInt(M:Rm)
11	RESERVED

Restricted to V0-V15 when element size <Ts> is H.

<Ts> Is an element size specifier, encoded in “size”:

size	<Ts>
00	RESERVED
01	H
10	S
11	RESERVED

<index> Is the element index, encoded in “size:H:L:M”:

size	<index>
00	RESERVED
01	UInt(H:L:M)
10	UInt(H:L)
11	RESERVED

<Vd> Is the name of the SIMD&FP destination register, encoded in the "Rd" field.

<T> Is an arrangement specifier, encoded in “size:Q”:

size	Q	<T>
00	x	RESERVED
01	0	4H
01	1	8H
10	0	2S
10	1	4S
11	x	RESERVED

<Vn> Is the name of the first SIMD&FP source register, encoded in the "Rn" field.

Operation

```
CheckFPAdvSIMDEnabled64();
constant bits(datasize) operand1 = V[n, datasize];
constant bits(idxdsize) operand2 = V[m, idxdsize];
constant bits(datasize) operand3 = V[d, datasize];
bits(datasize) result;
integer element1;
integer element2;
integer element3;
integer accum;
boolean sat;

element2 = SInt(Elem[operand2, index, esize]);
for e = 0 to elements-1
    element1 = SInt(Elem[operand1, e, esize]);
    element3 = SInt(Elem[operand3, e, esize]);
    accum = (element3 << esize) - 2 * (element1 * element2);
    accum = RShr(accum, esize, rounding);
    (Elem[result, e, esize], sat) = SignedSatQ(accum, esize);
    if sat then FPSR.QC = '1';

V[d, datasize] = result;
```

SQRDMLSH (vector)

Signed saturating rounding doubling multiply subtract returning high half (vector)

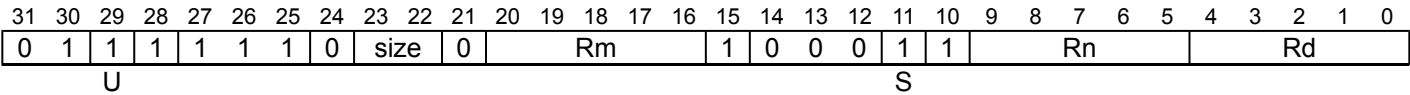
This instruction multiplies the vector elements of the first source SIMD&FP register with the corresponding vector elements of the second source SIMD&FP register without saturating the multiply results, doubles the results, and subtracts the most significant half of the final results from the vector elements of the destination SIMD&FP register. The results are rounded.

If any of the results overflow, they are saturated. The cumulative saturation bit, FPSR.QC, is set if saturation occurs.

Depending on the settings in the CPACR_EL1, CPTR_EL2, and CPTR_EL3 registers, and the current Security state and Exception level, an attempt to execute the instruction might be trapped.

It has encodings from 2 classes: [Scalar](#) and [Vector](#)

Scalar
(FEAT_RDM)



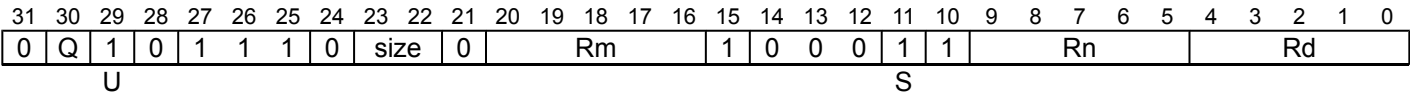
Encoding

SQRDMLSH <V><d>, <V><n>, <V><m>

Decode for this encoding

```
if !IsFeatureImplemented(FEAT_RDM) then EndOfDecode(Decode_UNDEF);
if size == '11' || size == '00' then EndOfDecode(Decode_UNDEF);
constant integer d = UInt(Rd);
constant integer n = UInt(Rn);
constant integer m = UInt(Rm);
constant integer esize = 8 << UInt(size);
constant integer datasize = esize;
constant integer elements = 1;
constant boolean rounding = TRUE;
```

Vector
(FEAT_RDM)



Encoding

SQRDMLSH <Vd>.<T>, <Vn>.<T>, <Vm>.<T>

Decode for this encoding

```
if !IsFeatureImplemented(FEAT_RDM) then EndOfDecode(Decode_UNDEF);
if size == '11' || size == '00' then EndOfDecode(Decode_UNDEF);
constant integer d = UInt(Rd);
constant integer n = UInt(Rn);
constant integer m = UInt(Rm);
constant integer esize = 8 << UInt(size);
constant integer datasize = 64 << UInt(Q);
constant integer elements = datasize DIV esize;
constant boolean rounding = TRUE;
```

Assembler Symbols

<V> Is a width specifier, encoded in “size”:

size	<V>
00	RESERVED
01	H
10	S
11	RESERVED

<d> Is the number of the SIMD&FP destination register, encoded in the "Rd" field.

<n> Is the number of the first SIMD&FP source register, encoded in the "Rn" field.

<m> Is the number of the second SIMD&FP source register, encoded in the "Rm" field.

<Vd> Is the name of the SIMD&FP destination register, encoded in the "Rd" field.

<T> Is an arrangement specifier, encoded in “size:Q”:

size	Q	<T>
00	x	RESERVED
01	0	4H
01	1	8H
10	0	2S
10	1	4S
11	x	RESERVED

<Vn> Is the name of the first SIMD&FP source register, encoded in the "Rn" field.

<Vm> Is the name of the second SIMD&FP source register, encoded in the "Rm" field.

Operation

```
CheckFPAdvSIMDEnabled64();
constant bits(datasize) operand1 = V[n, datasize];
constant bits(datasize) operand2 = V[m, datasize];
constant bits(datasize) operand3 = V[d, datasize];
bits(datasize) result;
integer element1;
integer element2;
integer element3;
integer accum;
boolean sat;

for e = 0 to elements-1
    element1 = SInt(Elem[operand1, e, esize]);
    element2 = SInt(Elem[operand2, e, esize]);
    element3 = SInt(Elem[operand3, e, esize]);
    accum = (element3 << esize) - 2 * (element1 * element2);
    accum = RShr(accum, esize, rounding);
    (Elem[result, e, esize], sat) = SignedSatQ(accum, esize);
    if sat then FPSR.QC = '1';

V[d, datasize] = result;
```

SQRDMULH (by element)

Signed saturating rounding doubling multiply returning high half (by element)

This instruction multiplies each vector element in the first source SIMD&FP register by the specified vector element of the second source SIMD&FP register, doubles the results, places the most significant half of the final results into a vector, and writes the vector to the destination SIMD&FP register.

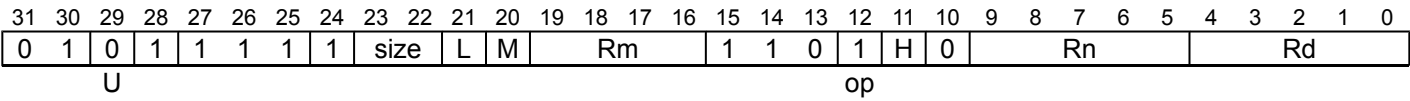
The results are rounded. For truncated results, see [SQDMULH](#).

If any of the results overflows, they are saturated. If saturation occurs, the cumulative saturation bit FPSR.QC is set.

Depending on the settings in the CPACR_EL1, CPTR_EL2, and CPTR_EL3 registers, and the current Security state and Exception level, an attempt to execute the instruction might be trapped.

It has encodings from 2 classes: [Scalar](#) and [Vector](#)

Scalar
(FEAT_AdvSIMD)



Encoding

SQRDMULH <V><d>, <V><n>, <Vm>.<Ts>[<index>]

Decode for this encoding

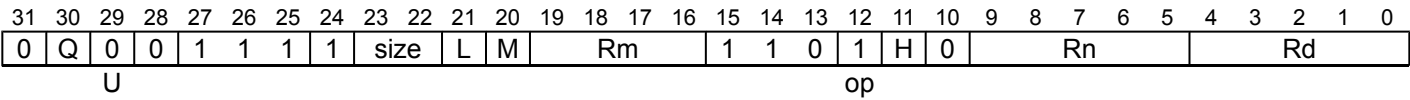
```
if !IsFeatureImplemented(FEAT_AdvSIMD) then EndOfDecode(Decode_UNDEF);
constant integer idxdsize = 64 << UInt(H);
integer index;
bit Rmhi;
case size of
  when '01' index = UInt(H:L:M); Rmhi = '0';
  when '10' index = UInt(H:L); Rmhi = M;
  otherwise EndOfDecode(Decode_UNDEF);

constant integer d = UInt(Rd);
constant integer n = UInt(Rn);
constant integer m = UInt(Rmhi:Rm);

constant integer esize = 8 << UInt(size);
constant integer datasize = esize;
constant integer elements = 1;

constant boolean round = TRUE;
```

Vector
(FEAT_AdvSIMD)



Encoding

SQRDMULH <Vd>.<T>, <Vn>.<T>, <Vm>.<Ts>[<index>]

Decode for this encoding

```
if !IsFeatureImplemented(FEAT_AdvSIMD) then EndOfDecode(Decode_UNDEF);
constant integer idxdsize = 64 << UInt(H);
integer index;
bit Rmhi;
case size of
    when '01' index = UInt(H:L:M); Rmhi = '0';
    when '10' index = UInt(H:L);    Rmhi = M;
    otherwise EndOfDecode(Decode_UNDEF);

constant integer d = UInt(Rd);
constant integer n = UInt(Rn);
constant integer m = UInt(Rmhi:Rm);

constant integer esize = 8 << UInt(size);
constant integer datasize = 64 << UInt(Q);
constant integer elements = datasize DIV esize;

constant boolean round = TRUE;
```

Assembler Symbols

<V> Is a width specifier, encoded in “size”:

size	<V>
00	RESERVED
01	H
10	S
11	RESERVED

<d> Is the number of the SIMD&FP destination register, encoded in the "Rd" field.

<n> Is the number of the first SIMD&FP source register, encoded in the "Rn" field.

<Vm> Is the name of the second SIMD&FP source register, encoded in “size:M:Rm”:

size	<Vm>
00	RESERVED
01	UInt('0':Rm)
10	UInt(M:Rm)
11	RESERVED

Restricted to V0-V15 when element size <Ts> is H.

<Ts> Is an element size specifier, encoded in “size”:

size	<Ts>
00	RESERVED
01	H
10	S
11	RESERVED

<index> Is the element index, encoded in “size:H:L:M”:

size	<index>
00	RESERVED
01	UInt(H:L:M)
10	UInt(H:L)
11	RESERVED

<Vd> Is the name of the SIMD&FP destination register, encoded in the "Rd" field.

<T> Is an arrangement specifier, encoded in “size:Q”:

size	Q	<T>
00	x	RESERVED
01	0	4H
01	1	8H
10	0	2S
10	1	4S
11	x	RESERVED

<Vn> Is the name of the first SIMD&FP source register, encoded in the "Rn" field.

Operation

```
CheckFPAdvSIMDEnabled64();
constant bits(datasize) operand1 = V[n, datasize];
constant bits(idxsize) operand2 = V[m, idxsize];
bits(datasize) result;
integer element1;
integer element2;
integer product;
boolean sat;

element2 = SInt(Elem[operand2, index, esize]);
for e = 0 to elements-1
    element1 = SInt(Elem[operand1, e, esize]);
    product = 2 * element1 * element2;
    product = RShr(product, esize, round);
    // The following only saturates if element1 and element2 equal -(2^(esize-1))
    (Elem[result, e, esize], sat) = SignedSatQ(product, esize);
    if sat then FPSR.QC = '1';

V[d, datasize] = result;
```

Operational information

- If PSTATE.DIT is 1:
- The execution time of this instruction is independent of:
 - The values of the data supplied in any of its registers.
 - The values of the NZCV flags.
 - The response of this instruction to asynchronous exceptions does not vary based on:
 - The values of the data supplied in any of its registers.
 - The values of the NZCV flags.

SQRDMULH (vector)

Signed saturating rounding doubling multiply returning high half

This instruction multiplies the values of corresponding elements of the two source SIMD&FP registers, doubles the results, places the most significant half of the final results into a vector, and writes the vector to the destination SIMD&FP register.

The results are rounded. For truncated results, see [SQDMULH](#).

If overflow occurs with any of the results, those results are saturated. If saturation occurs, the cumulative saturation bit FPSR.QC is set.

Depending on the settings in the CPACR_EL1, CPTR_EL2, and CPTR_EL3 registers, and the current Security state and Exception level, an attempt to execute the instruction might be trapped.

It has encodings from 2 classes: [Scalar](#) and [Vector](#)

Scalar (FEAT_AdvSIMD)

31	30	29	28	27	26	25	24	23	22	21	20	19	18	17	16	15	14	13	12	11	10	9	8	7	6	5	4	3	2	1	0
0	1	1	1	1	1	1	0	size	1				Rm			1	0	1	1	0	1				Rn				Rd		
U										opcode																					

Encoding

SQRDMULH <V><d>, <V><n>, <V><m>

Decode for this encoding

```
if !IsFeatureImplemented(FEAT_AdvSIMD) then EndOfDecode(Decode_UNDEF);
if size == '11' || size == '00' then EndOfDecode(Decode_UNDEF);
constant integer d = UInt(Rd);
constant integer n = UInt(Rn);
constant integer m = UInt(Rm);
constant integer esize = 8 << UInt(size);
constant integer datasize = esize;
constant integer elements = 1;
constant boolean rounding = TRUE;
```

Vector (FEAT_AdvSIMD)

31	30	29	28	27	26	25	24	23	22	21	20	19	18	17	16	15	14	13	12	11	10	9	8	7	6	5	4	3	2	1	0
0	Q	1	0	1	1	1	0	size	1				Rm			1	0	1	1	0	1				Rn				Rd		
U										opcode																					

Encoding

SQRDMULH <Vd>.<T>, <Vn>.<T>, <Vm>.<T>

Decode for this encoding

```
if !IsFeatureImplemented(FEAT_AdvSIMD) then EndOfDecode(Decode_UNDEF);
if size == '11' || size == '00' then EndOfDecode(Decode_UNDEF);
constant integer d = UInt(Rd);
constant integer n = UInt(Rn);
constant integer m = UInt(Rm);
constant integer esize = 8 << UInt(size);
constant integer datasize = 64 << UInt(Q);
constant integer elements = datasize DIV esize;
constant boolean rounding = TRUE;
```


Assembler Symbols

<V> Is a width specifier, encoded in “size”:

size	<V>
00	RESERVED
01	H
10	S
11	RESERVED

<d> Is the number of the SIMD&FP destination register, encoded in the "Rd" field.

<n> Is the number of the first SIMD&FP source register, encoded in the "Rn" field.

<m> Is the number of the second SIMD&FP source register, encoded in the "Rm" field.

<Vd> Is the name of the SIMD&FP destination register, encoded in the "Rd" field.

<T> Is an arrangement specifier, encoded in “size:Q”:

size	Q	<T>
00	x	RESERVED
01	0	4H
01	1	8H
10	0	2S
10	1	4S
11	x	RESERVED

<Vn> Is the name of the first SIMD&FP source register, encoded in the "Rn" field.

<Vm> Is the name of the second SIMD&FP source register, encoded in the "Rm" field.

Operation

```
CheckFPAdvSIMDEnabled64();
constant bits(datasize) operand1 = V[n, datasize];
constant bits(datasize) operand2 = V[m, datasize];
bits(datasize) result;
integer element1;
integer element2;
integer product;
boolean sat;

for e = 0 to elements-1
    element1 = SInt(Elem[operand1, e, esize]);
    element2 = SInt(Elem[operand2, e, esize]);
    product = 2 * element1 * element2;
    product = RShr(product, esize, rounding);
    (Elem[result, e, esize], sat) = SignedSatQ(product, esize);
    if sat then FPSR.QC = '1';

V[d, datasize] = result;
```

Operational information

If PSTATE.DIT is 1:

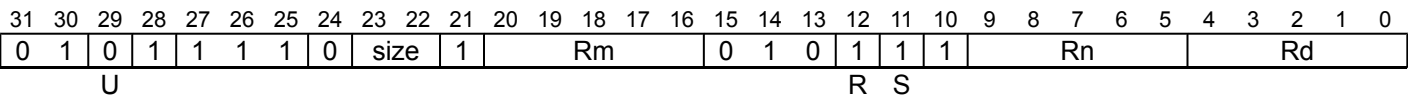
- The execution time of this instruction is independent of:
 - The values of the data supplied in any of its registers.
 - The values of the NZCV flags.
- The response of this instruction to asynchronous exceptions does not vary based on:
 - The values of the data supplied in any of its registers.
 - The values of the NZCV flags.

SQRSHL

Signed saturating rounding shift left (register)

This instruction takes each vector element in the first source SIMD&FP register, shifts it by a value from the least significant byte of the corresponding vector element of the second source SIMD&FP register, places the results into a vector, and writes the vector to the destination SIMD&FP register. If the shift value is positive, the operation is a left shift. Otherwise, it is a right shift. The results are rounded. For truncated results, see [SQSHL](#). If overflow occurs with any of the results, those results are saturated. If saturation occurs, the cumulative saturation bit FPSR.QC is set. Depending on the settings in the CPACR_EL1, CPTR_EL2, and CPTR_EL3 registers, and the current Security state and Exception level, an attempt to execute the instruction might be trapped. It has encodings from 2 classes: [Scalar](#) and [Vector](#)

Scalar
(FEAT_AdvSIMD)



Encoding

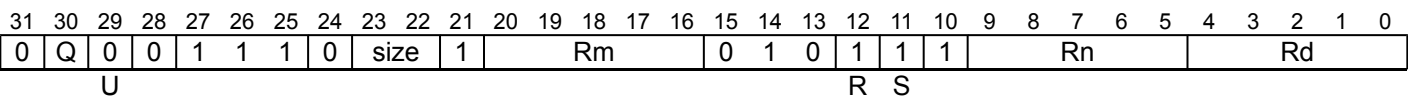
SQRSHL <V><d>, <V><n>, <V><m>

Decode for this encoding

```
if !IsFeatureImplemented(FEAT_AdvSIMD) then EndOfDecode(Decode_UNDEF);
if S == '0' && size != '11' then EndOfDecode(Decode_UNDEF);
constant integer d = UInt(Rd);
constant integer n = UInt(Rn);
constant integer m = UInt(Rm);

constant boolean unsigned = FALSE;
constant boolean rounding = TRUE;
constant integer esize = 8 << UInt(size);
constant integer datasize = esize;
constant integer elements = 1;
```

Vector
(FEAT_AdvSIMD)



Encoding

SQRSHL <Vd>.<T>, <Vn>.<T>, <Vm>.<T>

Decode for this encoding

```
if !IsFeatureImplemented(FEAT_AdvSIMD) then EndOfDecode(Decode_UNDEF);
if size:Q == '110' then EndOfDecode(Decode_UNDEF);
constant integer d = UInt(Rd);
constant integer n = UInt(Rn);
constant integer m = UInt(Rm);

constant boolean unsigned = FALSE;
constant boolean rounding = TRUE;
constant integer esize = 8 << UInt(size);
constant integer datasize = 64 << UInt(Q);
constant integer elements = datasize DIV esize;
```

Assembler Symbols

<V> Is a width specifier, encoded in “size”:

size	<V>
00	B
01	H
10	S
11	D

<d> Is the number of the SIMD&FP destination register, encoded in the "Rd" field.

<n> Is the number of the first SIMD&FP source register, encoded in the "Rn" field.

<m> Is the number of the second SIMD&FP source register, encoded in the "Rm" field.

<Vd> Is the name of the SIMD&FP destination register, encoded in the "Rd" field.

<T> Is an arrangement specifier, encoded in “size:Q”:

size	Q	<T>
00	0	8B
00	1	16B
01	0	4H
01	1	8H
10	0	2S
10	1	4S
11	0	RESERVED
11	1	2D

<Vn> Is the name of the first SIMD&FP source register, encoded in the "Rn" field.

<Vm> Is the name of the second SIMD&FP source register, encoded in the "Rm" field.

Operation

```
CheckFPAdvSIMDEnabled64();
constant bits(datasize) operand1 = V[n, datasize];
constant bits(datasize) operand2 = V[m, datasize];
bits(datasize) result;
boolean sat;

for e = 0 to elements-1
    integer element = SInt(Elem[operand1, e, esize]);
    integer shift = ShiftSat(SInt(Elem[operand2, e, esize]<7:0>), esize);
    if shift >= 0 then // left shift
        element = element << shift;
    else // right shift
        shift = -shift;
        element = RShr(element, shift, rounding);

    (Elem[result, e, esize], sat) = SatQ(element, esize, unsigned);
    if sat then FPSR.QC = '1';

V[d, datasize] = result;
```

SQRSHRN, SQRSHRN2

Signed saturating rounded shift right narrow (immediate)

This instruction reads each vector element in the source SIMD&FP register, right shifts each result by an immediate value, saturates each shifted result to a value that is half the original width, puts the final result into a vector, and writes the vector to the lower or upper half of the destination SIMD&FP register. All the values in this instruction are signed integer values. The destination vector elements are half as long as the source vector elements. The results are rounded. For truncated results, see [SQSHRN](#).

The SQRSHRN instruction writes the vector to the lower half of the destination register and clears the upper half. The SQRSHRN2 instruction writes the vector to the upper half of the destination register without affecting the other bits of the register.

If saturation occurs, the cumulative saturation bit FPSR.QC is set.

Depending on the settings in the CPACR_EL1, CPTR_EL2, and CPTR_EL3 registers, and the current Security state and Exception level, an attempt to execute the instruction might be trapped.

It has encodings from 2 classes: [Scalar](#) and [Vector](#)

Scalar (FEAT_AdvSIMD)

31	30	29	28	27	26	25	24	23	22	21	20	19	18	17	16	15	14	13	12	11	10	9	8	7	6	5	4	3	2	1	0
0	1	0	1	1	1	1	1	0	!= 0000				immb			1	0	0	1	1	1	Rn				Rd					
U									immh									op													

Encoding

SQRSHRN <Vb><d>, <Va><n>, #<shift>

Decode for this encoding

```
if !IsFeatureImplemented(FEAT_AdvSIMD) then EndOfDecode(Decode_UNDEF);
if immh == '0000' then EndOfDecode(Decode_UNDEF);
if immh<3> == '1' then EndOfDecode(Decode_UNDEF);

constant integer d = UInt(Rd);
constant integer n = UInt(Rn);
constant integer esize = 8 << HighestSetBitNZ(immh<2:0>);
constant integer datasize = esize;
constant integer elements = 1;
constant integer part = 0;

constant integer shift = (2 * esize) - UInt(immh:immb);
constant boolean round = TRUE;
constant boolean unsigned = FALSE;
```

Vector (FEAT_AdvSIMD)

31	30	29	28	27	26	25	24	23	22	21	20	19	18	17	16	15	14	13	12	11	10	9	8	7	6	5	4	3	2	1	0
0	Q	0	0	1	1	1	1	0	!= 0000				immb			1	0	0	1	1	1	Rn				Rd					
U									immh				op																		

Encoding

```
SQRSHRN{2} <Vd>.<Tb>, <Vn>.<Ta>, #<shift>
```

Decode for this encoding

```
if !IsFeatureImplemented(FEAT_AdvSIMD) then EndOfDecode(Decode_UNDEF);
if immh == '0000' then SEE(asimdimm);
if immh<3> == '1' then EndOfDecode(Decode_UNDEF);

constant integer d = UInt(Rd);
constant integer n = UInt(Rn);
constant integer esize = 8 << HighestSetBitNZ(immh<2:0>);
constant integer datasize = 64;
constant integer part = UInt(Q);
constant integer elements = datasize DIV esize;

constant integer shift = (2 * esize) - UInt(immh:immb);
constant boolean round = TRUE;
constant boolean unsigned = FALSE;
```

Assembler Symbols

<Vb> Is the destination width specifier, encoded in “immh”:

immh	<Vb>
0001	B
001x	H
01xx	S
1xxx	RESERVED

<d> Is the number of the SIMD&FP destination register, encoded in the "Rd" field.

<Va> Is the source width specifier, encoded in “immh”:

immh	<Va>
0001	H
001x	S
01xx	D
1xxx	RESERVED

<n> Is the number of the SIMD&FP source register, encoded in the "Rn" field.

<shift> For the "Scalar" variant: is the right shift amount, in the range 1 to the destination operand width in bits, encoded in “immh:immb”:

immh	<shift>
0001	16 - UInt(immh:immb)
001x	32 - UInt(immh:immb)
01xx	64 - UInt(immh:immb)
1xxx	RESERVED

For the "Vector" variant: is the right shift amount, in the range 1 to the destination element width in bits, encoded in “immh:immb”:

immh	<shift>
0001	16 - UInt(immh:immb)
001x	32 - UInt(immh:immb)
01xx	64 - UInt(immh:immb)
1xxx	RESERVED

2 Is the second and upper half specifier. If present it causes the operation to be performed on the upper 64 bits of the registers holding the narrower elements, and is encoded in “Q”:

Q	2
0	[absent]
1	[present]

<Vd> Is the name of the SIMD&FP destination register, encoded in the "Rd" field.

<Tb> Is an arrangement specifier, encoded in “immh:Q”:

immh	Q	<Tb>
0001	0	8B
0001	1	16B
001x	0	4H
001x	1	8H
01xx	0	2S
01xx	1	4S
1xxx	x	RESERVED

<Vn> Is the name of the SIMD&FP source register, encoded in the "Rn" field.

<Ta> Is an arrangement specifier, encoded in “immh”:

immh	<Ta>
0001	8H
001x	4S
01xx	2D
1xxx	RESERVED

Operation

```

CheckFPAdvSIMDEnabled64();
constant bits(datasize*2) operand = V[n, datasize*2];
bits(datasize) result;
integer element;
boolean sat;

for e = 0 to elements-1
    element = RShr(Int(Elem[operand, e, 2*esize], unsigned), shift, round);
    (Elem[result, e, esize], sat) = SatQ(element, esize, unsigned);
    if sat then FPSR.QC = '1';

Vpart[d, part, datasize] = result;

```

Internal version only: aarchmrs v2025-03_rel, pseudocode v2025-03_rel ; Build timestamp: 2025-03-21T17:41

Copyright © 2010-2025 Arm Limited or its affiliates. All rights reserved. This document is Non-Confidential.

SQRSHRUN, SQRSHRUN2

Signed saturating rounded shift right unsigned narrow (immediate)

This instruction reads each signed integer value in the vector of the source SIMD&FP register, right shifts each value by an immediate value, saturates the result to an unsigned integer value that is half the original width, places the final result into a vector, and writes the vector to the destination SIMD&FP register. The results are rounded. For truncated results, see [SQSHRUN](#).

The SQRSHRUN instruction writes the vector to the lower half of the destination register and clears the upper half. The SQRSHRUN2 instruction writes the vector to the upper half of the destination register without affecting the other bits of the register.

If saturation occurs, the cumulative saturation bit FPSR.QC is set.

Depending on the settings in the CPACR_EL1, CPTR_EL2, and CPTR_EL3 registers, and the current Security state and Exception level, an attempt to execute the instruction might be trapped.

It has encodings from 2 classes: [Scalar](#) and [Vector](#)

Scalar
(FEAT_AdvSIMD)

31	30	29	28	27	26	25	24	23	22	21	20	19	18	17	16	15	14	13	12	11	10	9	8	7	6	5	4	3	2	1	0
0	1	1	1	1	1	1	1	0	!= 0000				immb			1	0	0	0	1	1	Rn				Rd					
U									immh				op																		

Encoding

SQRSHRUN <Vb><d>, <Va><n>, #<shift>

Decode for this encoding

```
if !IsFeatureImplemented(FEAT_AdvSIMD) then EndOfDecode(Decode_UNDEF);
if immh == '0000' then EndOfDecode(Decode_UNDEF);
if immh<3> == '1' then EndOfDecode(Decode_UNDEF);

constant integer d = UInt(Rd);
constant integer n = UInt(Rn);
constant integer esize = 8 << HighestSetBitNZ(immh<2:0>);
constant integer datasize = esize;
constant integer elements = 1;
constant integer part = 0;

constant integer shift = (2 * esize) - UInt(immh:immb);
constant boolean round = TRUE;
```

Vector
(FEAT_AdvSIMD)

31	30	29	28	27	26	25	24	23	22	21	20	19	18	17	16	15	14	13	12	11	10	9	8	7	6	5	4	3	2	1	0
0	Q	1	0	1	1	1	1	0	!= 0000				immb			1	0	0	0	1	1	Rn				Rd					
U									immh				op																		

Encoding

```
SQRSHRUN{2} <Vd>.<Tb>, <Vn>.<Ta>, #<shift>
```

Decode for this encoding

```
if !IsFeatureImplemented(FEAT_AdvSIMD) then EndOfDecode(Decode_UNDEF);
if immh == '0000' then SEE(asimdimm);
if immh<3> == '1' then EndOfDecode(Decode_UNDEF);

constant integer d = UInt(Rd);
constant integer n = UInt(Rn);
constant integer esize = 8 << HighestSetBitNZ(immh<2:0>);
constant integer datasize = 64;
constant integer part = UInt(Q);
constant integer elements = datasize DIV esize;

constant integer shift = (2 * esize) - UInt(immh:immb);
constant boolean round = TRUE;
```

Assembler Symbols

<Vb> Is the destination width specifier, encoded in “immh”:

immh	<Vb>
0001	B
001x	H
01xx	S
1xxx	RESERVED

<d> Is the number of the SIMD&FP destination register, encoded in the "Rd" field.

<Va> Is the source width specifier, encoded in “immh”:

immh	<Va>
0001	H
001x	S
01xx	D
1xxx	RESERVED

<n> Is the number of the SIMD&FP source register, encoded in the "Rn" field.

<shift> For the "Scalar" variant: is the right shift amount, in the range 1 to the destination operand width in bits, encoded in “immh:immb”:

immh	<shift>
0001	16 - UInt(immh:immb)
001x	32 - UInt(immh:immb)
01xx	64 - UInt(immh:immb)
1xxx	RESERVED

For the "Vector" variant: is the right shift amount, in the range 1 to the destination element width in bits, encoded in “immh:immb”:

immh	<shift>
0001	16 - UInt(immh:immb)
001x	32 - UInt(immh:immb)
01xx	64 - UInt(immh:immb)
1xxx	RESERVED

2 Is the second and upper half specifier. If present it causes the operation to be performed on the upper 64 bits of the registers holding the narrower elements, and is encoded in “Q”:

Q	2
0	[absent]
1	[present]

<Vd> Is the name of the SIMD&FP destination register, encoded in the "Rd" field.

<Tb> Is an arrangement specifier, encoded in “immh:Q”:

immh	Q	<Tb>
0001	0	8B
0001	1	16B
001x	0	4H
001x	1	8H
01xx	0	2S
01xx	1	4S
1xxx	x	RESERVED

<Vn> Is the name of the SIMD&FP source register, encoded in the "Rn" field.

<Ta> Is an arrangement specifier, encoded in “immh”:

immh	<Ta>
0001	8H
001x	4S
01xx	2D
1xxx	RESERVED

Operation

```
CheckFPAdvSIMDEnabled64();
constant bits(datasize*2) operand = V[n, datasize*2];
bits(datasize) result;
integer element;
boolean sat;

for e = 0 to elements-1
    element = RShr(SInt(Elem[operand, e, 2*esize]), shift, round);
    (Elem[result, e, esize], sat) = UnsignedSatQ(element, esize);
    if sat then FPSR.QC = '1';

Vpart[d, part, datasize] = result;
```

SQSHL (immediate)

Signed saturating shift left (immediate)

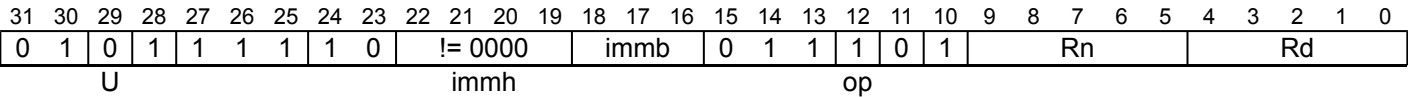
This instruction reads each vector element in the source SIMD&FP register, shifts each result by an immediate value, places the final result in a vector, and writes the vector to the destination SIMD&FP register. The results are truncated. For rounded results, see [UQRSHL](#).

If overflow occurs with any of the results, those results are saturated. If saturation occurs, the cumulative saturation bit FPSR.QC is set.

Depending on the settings in the CPACR_EL1, CPTR_EL2, and CPTR_EL3 registers, and the current Security state and Exception level, an attempt to execute the instruction might be trapped.

It has encodings from 2 classes: [Scalar](#) and [Vector](#)

Scalar (FEAT_AdvSIMD)



Encoding

SQSHL <V><d>, <V><n>, #<shift>

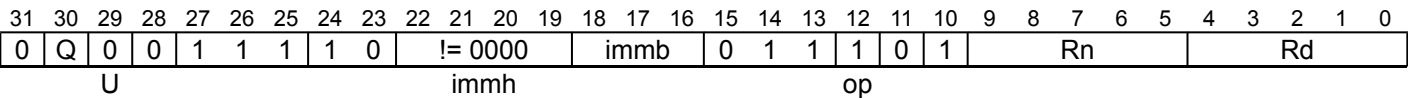
Decode for this encoding

```
if !IsFeatureImplemented(FEAT_AdvSIMD) then EndOfDecode(Decode_UNDEF);
if immh == '0000' then EndOfDecode(Decode_UNDEF);

constant integer d = UInt(Rd);
constant integer n = UInt(Rn);
constant integer esize = 8 << HighestSetBitNZ(immh);
constant integer datasize = esize;
constant integer elements = 1;
constant integer shift = UInt(immh:immb) - esize;

constant boolean src_unsigned = FALSE;
constant boolean dst_unsigned = FALSE;
```

Vector (FEAT_AdvSIMD)



Encoding

SQSHL <Vd>.<T>, <Vn>.<T>, #<shift>

Decode for this encoding

```
if !IsFeatureImplemented(FEAT_AdvSIMD) then EndOfDecode(Decode_UNDEF);
if immh == '0000' then SEE(asimdimm);
if immh<3>:Q == '10' then EndOfDecode(Decode_UNDEF);

constant integer d = UInt(Rd);
constant integer n = UInt(Rn);
constant integer esize = 8 << HighestSetBitNZ(immh);
constant integer datasize = 64 << UInt(Q);
constant integer elements = datasize DIV esize;
constant integer shift = UInt(immh:immb) - esize;

constant boolean src_unsigned = FALSE;
constant boolean dst_unsigned = FALSE;
```

Assembler Symbols

<V> Is a width specifier, encoded in “immh”:

immh	<V>
0001	B
001x	H
01xx	S
1xxx	D

<d> Is the number of the SIMD&FP destination register, encoded in the "Rd" field.

<n> Is the number of the SIMD&FP source register, encoded in the "Rn" field.

<shift> For the "Scalar" variant: is the left shift amount, in the range 0 to the operand width in bits minus 1, encoded in “immh:immb”:

immh	<shift>
0001	UInt(immh:immb) - 8
001x	UInt(immh:immb) - 16
01xx	UInt(immh:immb) - 32
1xxx	UInt(immh:immb) - 64

For the "Vector" variant: is the left shift amount, in the range 0 to the element width in bits minus 1, encoded in “immh:immb”:

immh	<shift>
0001	UInt(immh:immb) - 8
001x	UInt(immh:immb) - 16
01xx	UInt(immh:immb) - 32
1xxx	UInt(immh:immb) - 64

<Vd> Is the name of the SIMD&FP destination register, encoded in the "Rd" field.

<T> Is an arrangement specifier, encoded in “immh:Q”:

immh	Q	<T>
0001	0	8B
0001	1	16B
001x	0	4H
001x	1	8H
01xx	0	2S
01xx	1	4S
1xxx	0	RESERVED
1xxx	1	2D

<Vn> Is the name of the SIMD&FP source register, encoded in the "Rn" field.

Operation

```
CheckFPAdvSIMDEnabled64();
constant bits(datasize) operand = V[n, datasize];
bits(datasize) result;
integer element;
boolean sat;

for e = 0 to elements-1
    element = Int(Elem[operand, e, esize], src_unsigned) << shift;
    (Elem[result, e, esize], sat) = SatQ(element, esize, dst_unsigned);
    if sat then FPSR.QC = '1';

V[d, datasize] = result;
```

Internal version only: aarchmrs v2025-03_rel, pseudocode v2025-03_rel ; Build timestamp: 2025-03-21T17:41

Copyright © 2010-2025 Arm Limited or its affiliates. All rights reserved. This document is Non-Confidential.

SQSHL (register)

Signed saturating shift left (register)

This instruction takes each element in the vector of the first source SIMD&FP register, shifts each element by a value from the least significant byte of the corresponding element of the second source SIMD&FP register, places the results in a vector, and writes the vector to the destination SIMD&FP register.

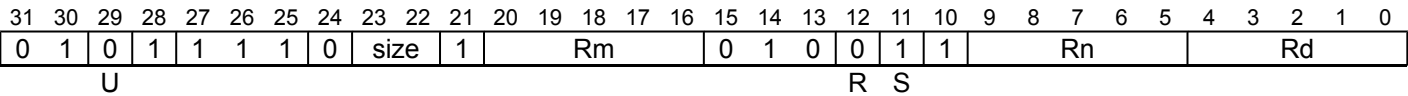
If the shift value is positive, the operation is a left shift. Otherwise, it is a right shift. The results are truncated. For rounded results, see [SQRSHL](#).

If overflow occurs with any of the results, those results are saturated. If saturation occurs, the cumulative saturation bit FPSR.QC is set.

Depending on the settings in the CPACR_EL1, CPTR_EL2, and CPTR_EL3 registers, and the current Security state and Exception level, an attempt to execute the instruction might be trapped.

It has encodings from 2 classes: [Scalar](#) and [Vector](#)

Scalar
(FEAT_AdvSIMD)



Encoding

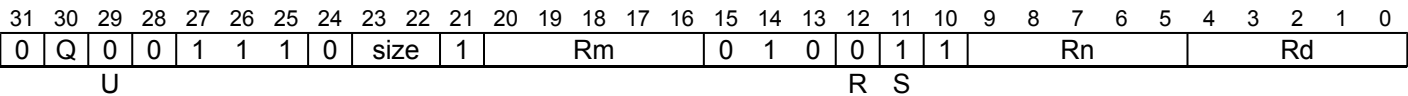
SQSHL <V><d>, <V><n>, <V><m>

Decode for this encoding

```
if !IsFeatureImplemented(FEAT_AdvSIMD) then EndOfDecode(Decode_UNDEF);
if S == '0' && size != '11' then EndOfDecode(Decode_UNDEF);
constant integer d = UInt(Rd);
constant integer n = UInt(Rn);
constant integer m = UInt(Rm);

constant boolean unsigned = FALSE;
constant boolean rounding = FALSE;
constant integer esize = 8 << UInt(size);
constant integer datasize = esize;
constant integer elements = 1;
```

Vector
(FEAT_AdvSIMD)



Encoding

SQSHL <Vd>.<T>, <Vn>.<T>, <Vm>.<T>

Decode for this encoding

```
if !IsFeatureImplemented(FEAT_AdvSIMD) then EndOfDecode(Decode_UNDEF);
if size:Q == '110' then EndOfDecode(Decode_UNDEF);
constant integer d = UInt(Rd);
constant integer n = UInt(Rn);
constant integer m = UInt(Rm);

constant boolean unsigned = FALSE;
constant boolean rounding = FALSE;
constant integer esize = 8 << UInt(size);
constant integer datasize = 64 << UInt(Q);
constant integer elements = datasize DIV esize;
```

Assembler Symbols

<V> Is a width specifier, encoded in “size”:

size	<V>
00	B
01	H
10	S
11	D

<d> Is the number of the SIMD&FP destination register, encoded in the "Rd" field.

<n> Is the number of the first SIMD&FP source register, encoded in the "Rn" field.

<m> Is the number of the second SIMD&FP source register, encoded in the "Rm" field.

<Vd> Is the name of the SIMD&FP destination register, encoded in the "Rd" field.

<T> Is an arrangement specifier, encoded in “size:Q”:

size	Q	<T>
00	0	8B
00	1	16B
01	0	4H
01	1	8H
10	0	2S
10	1	4S
11	0	RESERVED
11	1	2D

<Vn> Is the name of the first SIMD&FP source register, encoded in the "Rn" field.

<Vm> Is the name of the second SIMD&FP source register, encoded in the "Rm" field.

Operation

```
CheckFPAdvSIMDEnabled64();
constant bits(datasize) operand1 = V[n, datasize];
constant bits(datasize) operand2 = V[m, datasize];
bits(datasize) result;
boolean sat;

for e = 0 to elements-1
    integer element = SInt(Elem[operand1, e, esize]);
    integer shift = ShiftSat(SInt(Elem[operand2, e, esize]<7:0>), esize);
    if shift >= 0 then // left shift
        element = element << shift;
    else // right shift
        shift = -shift;
        element = RShr(element, shift, rounding);

    (Elem[result, e, esize], sat) = SatQ(element, esize, unsigned);
    if sat then FPSR.QC = '1';

V[d, datasize] = result;
```

Internal version only: aarchmrs v2025-03_rel, pseudocode v2025-03_rel ; Build timestamp: 2025-03-21T17:41

Copyright © 2010-2025 Arm Limited or its affiliates. All rights reserved. This document is Non-Confidential.

SQSHLU

Signed saturating shift left unsigned (immediate)

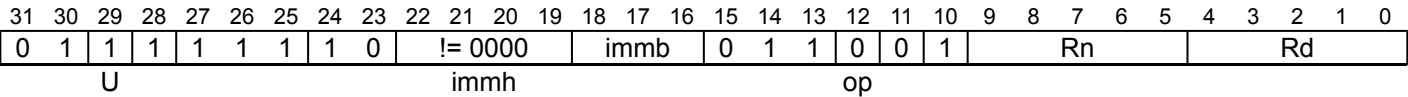
This instruction reads each signed integer value in the vector of the source SIMD&FP register, shifts each value by an immediate value, saturates the shifted result to an unsigned integer value, places the result in a vector, and writes the vector to the destination SIMD&FP register. The results are truncated. For rounded results, see [UQRSHL](#).

If saturation occurs, the cumulative saturation bit FPSR.QC is set.

Depending on the settings in the CPACR_EL1, CPTR_EL2, and CPTR_EL3 registers, and the current Security state and Exception level, an attempt to execute the instruction might be trapped.

It has encodings from 2 classes: [Scalar](#) and [Vector](#)

Scalar
(FEAT_AdvSIMD)



Encoding

SQSHLU <V><d>, <V><n>, #<shift>

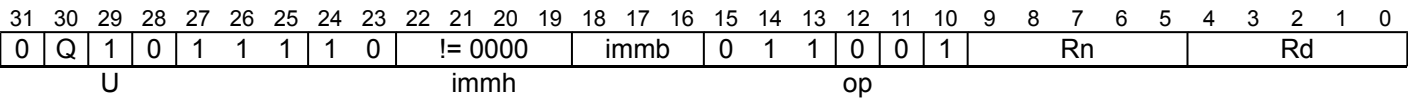
Decode for this encoding

```
if !IsFeatureImplemented(FEAT_AdvSIMD) then EndOfDecode(Decode_UNDEF);
if immh == '0000' then EndOfDecode(Decode_UNDEF);

constant integer d = UInt(Rd);
constant integer n = UInt(Rn);
constant integer esize = 8 << HighestSetBitNZ(immh);
constant integer datasize = esize;
constant integer elements = 1;
constant integer shift = UInt(immh:immb) - esize;

constant boolean src_unsigned = FALSE;
constant boolean dst_unsigned = TRUE;
```

Vector
(FEAT_AdvSIMD)



Encoding

SQSHLU <Vd>.<T>, <Vn>.<T>, #<shift>

Decode for this encoding

```
if !IsFeatureImplemented(FEAT_AdvSIMD) then EndOfDecode(Decode_UNDEF);
if immh == '0000' then SEE(asimdimm);
if immh<3>:Q == '10' then EndOfDecode(Decode_UNDEF);

constant integer d = UInt(Rd);
constant integer n = UInt(Rn);
constant integer esize = 8 << HighestSetBitNZ(immh);
constant integer datasize = 64 << UInt(Q);
constant integer elements = datasize DIV esize;
constant integer shift = UInt(immh:immb) - esize;

constant boolean src_unsigned = FALSE;
constant boolean dst_unsigned = TRUE;
```

Assembler Symbols

<V> Is a width specifier, encoded in “immh”:

immh	<V>
0001	B
001x	H
01xx	S
1xxx	D

<d> Is the number of the SIMD&FP destination register, encoded in the "Rd" field.

<n> Is the number of the SIMD&FP source register, encoded in the "Rn" field.

<shift> For the "Scalar" variant: is the left shift amount, in the range 0 to the operand width in bits minus 1, encoded in “immh:immb”:

immh	<shift>
0001	UInt(immh:immb) - 8
001x	UInt(immh:immb) - 16
01xx	UInt(immh:immb) - 32
1xxx	UInt(immh:immb) - 64

For the "Vector" variant: is the left shift amount, in the range 0 to the element width in bits minus 1, encoded in “immh:immb”:

immh	<shift>
0001	UInt(immh:immb) - 8
001x	UInt(immh:immb) - 16
01xx	UInt(immh:immb) - 32
1xxx	UInt(immh:immb) - 64

<Vd> Is the name of the SIMD&FP destination register, encoded in the "Rd" field.

<T> Is an arrangement specifier, encoded in “immh:Q”:

immh	Q	<T>
0001	0	8B
0001	1	16B
001x	0	4H
001x	1	8H
01xx	0	2S
01xx	1	4S
1xxx	0	RESERVED
1xxx	1	2D

<Vn> Is the name of the SIMD&FP source register, encoded in the "Rn" field.

Operation

```
CheckFPAdvSIMDEnabled64();
constant bits(datasize) operand = V[n, datasize];
bits(datasize) result;
integer element;
boolean sat;

for e = 0 to elements-1
    element = Int(Elem[operand, e, esize], src_unsigned) << shift;
    (Elem[result, e, esize], sat) = SatQ(element, esize, dst_unsigned);
    if sat then FPSR.QC = '1';

V[d, datasize] = result;
```

Internal version only: aarchmrs v2025-03_rel, pseudocode v2025-03_rel ; Build timestamp: 2025-03-21T17:41

Copyright © 2010-2025 Arm Limited or its affiliates. All rights reserved. This document is Non-Confidential.

SQSHRN, SQSHRN2

Signed saturating shift right narrow (immediate)

This instruction reads each vector element in the source SIMD&FP register, right shifts and truncates each result by an immediate value, saturates each shifted result to a value that is half the original width, puts the final result into a vector, and writes the vector to the lower or upper half of the destination SIMD&FP register. All the values in this instruction are signed integer values. The destination vector elements are half as long as the source vector elements. For rounded results, see [SQRSHRN](#).

The SQSHRN instruction writes the vector to the lower half of the destination register and clears the upper half. The SQSHRN2 instruction writes the vector to the upper half of the destination register without affecting the other bits of the register.

If saturation occurs, the cumulative saturation bit FPSR.QC is set.

Depending on the settings in the CPACR_EL1, CPTR_EL2, and CPTR_EL3 registers, and the current Security state and Exception level, an attempt to execute the instruction might be trapped.

It has encodings from 2 classes: [Scalar](#) and [Vector](#)

Scalar (FEAT_AdvSIMD)

31	30	29	28	27	26	25	24	23	22	21	20	19	18	17	16	15	14	13	12	11	10	9	8	7	6	5	4	3	2	1	0
0	1	0	1	1	1	1	1	0	!= 0000				immb			1	0	0	1	0	1	Rn				Rd					
U									immh				op																		

Encoding

SQSHRN <Vb><d>, <Va><n>, #<shift>

Decode for this encoding

```
if !IsFeatureImplemented(FEAT_AdvSIMD) then EndOfDecode(Decode_UNDEF);
if immh == '0000' then EndOfDecode(Decode_UNDEF);
if immh<3> == '1' then EndOfDecode(Decode_UNDEF);

constant integer d = UInt(Rd);
constant integer n = UInt(Rn);
constant integer esize = 8 << HighestSetBitNZ(immh<2:0>);
constant integer datasize = esize;
constant integer elements = 1;
constant integer part = 0;

constant integer shift = (2 * esize) - UInt(immh:immb);
constant boolean round = FALSE;
constant boolean unsigned = FALSE;
```

Vector (FEAT_AdvSIMD)

31	30	29	28	27	26	25	24	23	22	21	20	19	18	17	16	15	14	13	12	11	10	9	8	7	6	5	4	3	2	1	0
0	Q	0	0	1	1	1	1	0	!= 0000				immb			1	0	0	1	0	1	Rn				Rd					
U									immh				op																		

Encoding

```
SQSHRN{2} <Vd>.<Tb>, <Vn>.<Ta>, #<shift>
```

Decode for this encoding

```
if !IsFeatureImplemented(FEAT_AdvSIMD) then EndOfDecode(Decode_UNDEF);
if immh == '0000' then SEE(asimdimm);
if immh<3> == '1' then EndOfDecode(Decode_UNDEF);

constant integer d = UInt(Rd);
constant integer n = UInt(Rn);
constant integer esize = 8 << HighestSetBitNZ(immh<2:0>);
constant integer datasize = 64;
constant integer part = UInt(Q);
constant integer elements = datasize DIV esize;

constant integer shift = (2 * esize) - UInt(immh:immb);
constant boolean round = FALSE;
constant boolean unsigned = FALSE;
```

Assembler Symbols

<Vb> Is the destination width specifier, encoded in “immh”:

immh	<Vb>
0001	B
001x	H
01xx	S
1xxx	RESERVED

<d> Is the number of the SIMD&FP destination register, encoded in the "Rd" field.

<Va> Is the source width specifier, encoded in “immh”:

immh	<Va>
0001	H
001x	S
01xx	D
1xxx	RESERVED

<n> Is the number of the SIMD&FP source register, encoded in the "Rn" field.

<shift> For the "Scalar" variant: is the right shift amount, in the range 1 to the destination operand width in bits, encoded in “immh:immb”:

immh	<shift>
0001	16 - UInt(immh:immb)
001x	32 - UInt(immh:immb)
01xx	64 - UInt(immh:immb)
1xxx	RESERVED

For the "Vector" variant: is the right shift amount, in the range 1 to the destination element width in bits, encoded in “immh:immb”:

immh	<shift>
0001	16 - UInt(immh:immb)
001x	32 - UInt(immh:immb)
01xx	64 - UInt(immh:immb)
1xxx	RESERVED

2 Is the second and upper half specifier. If present it causes the operation to be performed on the upper 64 bits of the registers holding the narrower elements, and is encoded in “Q”:

Q	2
0	[absent]
1	[present]

<Vd> Is the name of the SIMD&FP destination register, encoded in the "Rd" field.

<Tb> Is an arrangement specifier, encoded in “immh:Q”:

immh	Q	<Tb>
0001	0	8B
0001	1	16B
001x	0	4H
001x	1	8H
01xx	0	2S
01xx	1	4S
1xxx	x	RESERVED

<Vn> Is the name of the SIMD&FP source register, encoded in the "Rn" field.

<Ta> Is an arrangement specifier, encoded in “immh”:

immh	<Ta>
0001	8H
001x	4S
01xx	2D
1xxx	RESERVED

Operation

```

CheckFPAdvSIMDEnabled64();
constant bits(datasize*2) operand = V[n, datasize*2];
bits(datasize) result;
integer element;
boolean sat;

for e = 0 to elements-1
    element = RShr(Int(Elem[operand, e, 2*esize], unsigned), shift, round);
    (Elem[result, e, esize], sat) = SatQ(element, esize, unsigned);
    if sat then FPSR.QC = '1';

Vpart[d, part, datasize] = result;

```

Internal version only: aarchmrs v2025-03_rel, pseudocode v2025-03_rel ; Build timestamp: 2025-03-21T17:41

Copyright © 2010-2025 Arm Limited or its affiliates. All rights reserved. This document is Non-Confidential.

SQSHRUN, SQSHRUN2

Signed saturating shift right unsigned narrow (immediate)

This instruction reads each signed integer value in the vector of the source SIMD&FP register, right shifts each value by an immediate value, saturates the result to an unsigned integer value that is half the original width, places the final result into a vector, and writes the vector to the destination SIMD&FP register. The results are truncated. For rounded results, see [SQRSHRUN](#).

The SQSHRUN instruction writes the vector to the lower half of the destination register and clears the upper half. The SQSHRUN2 instruction writes the vector to the upper half of the destination register without affecting the other bits of the register.

If saturation occurs, the cumulative saturation bit FPSR.QC is set.

Depending on the settings in the CPACR_EL1, CPTR_EL2, and CPTR_EL3 registers, and the current Security state and Exception level, an attempt to execute the instruction might be trapped.

It has encodings from 2 classes: [Scalar](#) and [Vector](#)

Scalar (FEAT_AdvSIMD)

31	30	29	28	27	26	25	24	23	22	21	20	19	18	17	16	15	14	13	12	11	10	9	8	7	6	5	4	3	2	1	0
0	1	1	1	1	1	1	1	0	!= 0000				immb			1	0	0	0	0	1	Rn				Rd					
U									immh				op																		

Encoding

SQSHRUN <Vb><d>, <Va><n>, #<shift>

Decode for this encoding

```
if !IsFeatureImplemented(FEAT_AdvSIMD) then EndOfDecode(Decode_UNDEF);
if immh == '0000' then EndOfDecode(Decode_UNDEF);
if immh<3> == '1' then EndOfDecode(Decode_UNDEF);

constant integer d = UInt(Rd);
constant integer n = UInt(Rn);
constant integer esize = 8 << HighestSetBitNZ(immh<2:0>);
constant integer datasize = esize;
constant integer elements = 1;
constant integer part = 0;

constant integer shift = (2 * esize) - UInt(immh:immb);
constant boolean round = FALSE;
```

Vector (FEAT_AdvSIMD)

31	30	29	28	27	26	25	24	23	22	21	20	19	18	17	16	15	14	13	12	11	10	9	8	7	6	5	4	3	2	1	0
0	Q	1	0	1	1	1	1	0	!= 0000				immb			1	0	0	0	0	1	Rn				Rd					
U									immh				op																		

Encoding

```
SQSHRUN{2} <Vd>.<Tb>, <Vn>.<Ta>, #<shift>
```

Decode for this encoding

```
if !IsFeatureImplemented(FEAT_AdvSIMD) then EndOfDecode(Decode_UNDEF);
if immh == '0000' then SEE(asimdimm);
if immh<3> == '1' then EndOfDecode(Decode_UNDEF);

constant integer d = UInt(Rd);
constant integer n = UInt(Rn);
constant integer esize = 8 << HighestSetBitNZ(immh<2:0>);
constant integer datasize = 64;
constant integer part = UInt(Q);
constant integer elements = datasize DIV esize;

constant integer shift = (2 * esize) - UInt(immh:immb);
constant boolean round = FALSE;
```

Assembler Symbols

<Vb> Is the destination width specifier, encoded in “immh”:

immh	<Vb>
0001	B
001x	H
01xx	S
1xxx	RESERVED

<d> Is the number of the SIMD&FP destination register, encoded in the "Rd" field.

<Va> Is the source width specifier, encoded in “immh”:

immh	<Va>
0001	H
001x	S
01xx	D
1xxx	RESERVED

<n> Is the number of the SIMD&FP source register, encoded in the "Rn" field.

<shift> For the "Scalar" variant: is the right shift amount, in the range 1 to the destination operand width in bits, encoded in “immh:immb”:

immh	<shift>
0001	16 - UInt(immh:immb)
001x	32 - UInt(immh:immb)
01xx	64 - UInt(immh:immb)
1xxx	RESERVED

For the "Vector" variant: is the right shift amount, in the range 1 to the destination element width in bits, encoded in “immh:immb”:

immh	<shift>
0001	16 - UInt(immh:immb)
001x	32 - UInt(immh:immb)
01xx	64 - UInt(immh:immb)
1xxx	RESERVED

2 Is the second and upper half specifier. If present it causes the operation to be performed on the upper 64 bits of the registers holding the narrower elements, and is encoded in “Q”:

Q	2
0	[absent]
1	[present]

<Vd> Is the name of the SIMD&FP destination register, encoded in the "Rd" field.

<Tb> Is an arrangement specifier, encoded in “immh:Q”:

immh	Q	<Tb>
0001	0	8B
0001	1	16B
001x	0	4H
001x	1	8H
01xx	0	2S
01xx	1	4S
1xxx	x	RESERVED

<Vn> Is the name of the SIMD&FP source register, encoded in the "Rn" field.

<Ta> Is an arrangement specifier, encoded in “immh”:

immh	<Ta>
0001	8H
001x	4S
01xx	2D
1xxx	RESERVED

Operation

```
CheckFPAdvSIMDEnabled64();
constant bits(datasize*2) operand = V[n, datasize*2];
bits(datasize) result;
integer element;
boolean sat;

for e = 0 to elements-1
    element = RShr(SInt(Elem[operand, e, 2*esize]), shift, round);
    (Elem[result, e, esize], sat) = UnsignedSatQ(element, esize);
    if sat then FPSR.QC = '1';

Vpart[d, part, datasize] = result;
```


SQSUB

Signed saturating subtract

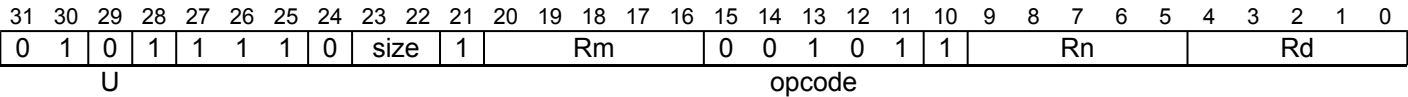
This instruction subtracts the element values of the second source SIMD&FP register from the corresponding element values of the first source SIMD&FP register, places the results into a vector, and writes the vector to the destination SIMD&FP register.

If overflow occurs with any of the results, those results are saturated. If saturation occurs, the cumulative saturation bit FPSR.QC is set.

Depending on the settings in the CPACR_EL1, CPTR_EL2, and CPTR_EL3 registers, and the current Security state and Exception level, an attempt to execute the instruction might be trapped.

It has encodings from 2 classes: [Scalar](#) and [Vector](#)

Scalar
(FEAT_AdvSIMD)



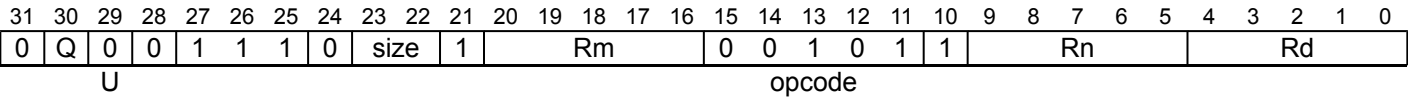
Encoding

SQSUB <V><d>, <V><n>, <V><m>

Decode for this encoding

```
if !IsFeatureImplemented(FEAT_AdvSIMD) then EndOfDecode(Decode_UNDEF);
constant integer d = UInt(Rd);
constant integer n = UInt(Rn);
constant integer m = UInt(Rm);
constant integer esize = 8 << UInt(size);
constant integer datasize = esize;
constant integer elements = 1;
constant boolean unsigned = FALSE;
```

Vector
(FEAT_AdvSIMD)



Encoding

SQSUB <Vd>.<T>, <Vn>.<T>, <Vm>.<T>

Decode for this encoding

```
if !IsFeatureImplemented(FEAT_AdvSIMD) then EndOfDecode(Decode_UNDEF);
if size:Q == '110' then EndOfDecode(Decode_UNDEF);
constant integer d = UInt(Rd);
constant integer n = UInt(Rn);
constant integer m = UInt(Rm);
constant integer esize = 8 << UInt(size);
constant integer datasize = 64 << UInt(Q);
constant integer elements = datasize DIV esize;
constant boolean unsigned = FALSE;
```

Assembler Symbols

<V> Is a width specifier, encoded in “size”:

size	<V>
00	B
01	H
10	S
11	D

<d> Is the number of the SIMD&FP destination register, encoded in the "Rd" field.

<n> Is the number of the first SIMD&FP source register, encoded in the "Rn" field.

<m> Is the number of the second SIMD&FP source register, encoded in the "Rm" field.

<Vd> Is the name of the SIMD&FP destination register, encoded in the "Rd" field.

<T> Is an arrangement specifier, encoded in “size:Q”:

size	Q	<T>
00	0	8B
00	1	16B
01	0	4H
01	1	8H
10	0	2S
10	1	4S
11	0	RESERVED
11	1	2D

<Vn> Is the name of the first SIMD&FP source register, encoded in the "Rn" field.

<Vm> Is the name of the second SIMD&FP source register, encoded in the "Rm" field.

Operation

```
CheckFPAdvSIMDEnabled64();
constant bits(datasize) operand1 = V[n, datasize];
constant bits(datasize) operand2 = V[m, datasize];
bits(datasize) result;
integer element1;
integer element2;
integer diff;
boolean sat;

for e = 0 to elements-1
    element1 = SInt(Elem[operand1, e, esize]);
    element2 = SInt(Elem[operand2, e, esize]);
    diff = element1 - element2;
    (Elem[result, e, esize], sat) = SatQ(diff, esize, unsigned);
    if sat then FPSR.QC = '1';

V[d, datasize] = result;
```

SQXTN, SQXTN2

Signed saturating extract narrow

This instruction reads each vector element from the source SIMD&FP register, saturates the value to half the original width, places the result into a vector, and writes the vector to the lower or upper half of the destination SIMD&FP register. The destination vector elements are half as long as the source vector elements. All the values in this instruction are signed integer values.

If overflow occurs with any of the results, those results are saturated. If saturation occurs, the cumulative saturation bit FPSR.QC is set.

The SQXTN instruction writes the vector to the lower half of the destination register and clears the upper half. The SQXTN2 instruction writes the vector to the upper half of the destination register without affecting the other bits of the register.

Depending on the settings in the CPACR_EL1, CPTR_EL2, and CPTR_EL3 registers, and the current Security state and Exception level, an attempt to execute the instruction might be trapped.

It has encodings from 2 classes: [Scalar](#) and [Vector](#)

Scalar (FEAT_AdvSIMD)

31	30	29	28	27	26	25	24	23	22	21	20	19	18	17	16	15	14	13	12	11	10	9	8	7	6	5	4	3	2	1	0
0	1	0	1	1	1	1	0	size	1	0	0	0	0	1	0	1	0	0	1	0	Rn				Rd						
U								opcode																							

Encoding

SQXTN <Vb><d>, <Va><n>

Decode for this encoding

```
if !IsFeatureImplemented(FEAT_AdvSIMD) then EndOfDecode(Decode_UNDEF);
if size == '11' then EndOfDecode(Decode_UNDEF);
constant integer d = UInt(Rd);
constant integer n = UInt(Rn);

constant integer esize = 8 << UInt(size);
constant integer datasize = esize;
constant integer part = 0;
constant integer elements = 1;
constant boolean unsigned = FALSE;
```

Vector (FEAT_AdvSIMD)

31	30	29	28	27	26	25	24	23	22	21	20	19	18	17	16	15	14	13	12	11	10	9	8	7	6	5	4	3	2	1	0
0	Q	0	0	1	1	1	0	size	1	0	0	0	0	1	0	1	0	0	1	0	Rn				Rd						
U								opcode																							

Encoding

SQXTN{2} <Vd>.<Tb>, <Vn>.<Ta>

Decode for this encoding

```
if !IsFeatureImplemented(FEAT_AdvSIMD) then EndOfDecode(Decode_UNDEF);
if size == '11' then EndOfDecode(Decode_UNDEF);
constant integer d = UInt(Rd);
constant integer n = UInt(Rn);

constant integer esize = 8 << UInt(size);
constant integer datasize = 64;
constant integer part = UInt(Q);
constant integer elements = datasize DIV esize;
constant boolean unsigned = FALSE;
```

Assembler Symbols

<Vb> Is the destination width specifier, encoded in “size”:

size	<Vb>
00	B
01	H
10	S
11	RESERVED

<d> Is the number of the SIMD&FP destination register, encoded in the "Rd" field.

<Va> Is the source width specifier, encoded in “size”:

size	<Va>
00	H
01	S
10	D
11	RESERVED

<n> Is the number of the SIMD&FP source register, encoded in the "Rn" field.

2 Is the second and upper half specifier. If present it causes the operation to be performed on the upper 64 bits of the registers holding the narrower elements, and is encoded in “Q”:

Q	2
0	[absent]
1	[present]

<Vd> Is the name of the SIMD&FP destination register, encoded in the "Rd" field.

<Tb> Is an arrangement specifier, encoded in “size:Q”:

size	Q	<Tb>
00	0	8B
00	1	16B
01	0	4H
01	1	8H
10	0	2S
10	1	4S
11	x	RESERVED

<Vn> Is the name of the SIMD&FP source register, encoded in the "Rn" field.

<Ta> Is an arrangement specifier, encoded in “size”:

size	<Ta>
00	8H
01	4S
10	2D
11	RESERVED

Operation

```
CheckFPAdvSIMDEnabled64();
constant bits(2*datasize) operand = V[n, 2*datasize];
bits(datasize) result;
bits(2*esize) element;
boolean sat;

for e = 0 to elements-1
    element = Elem[operand, e, 2*esize];
    (Elem[result, e, esize], sat) = SatQ(SInt(element), esize, unsigned);
    if sat then FPSR.QC = '1';

Vpart[d, part, datasize] = result;
```


SQXTUN, SQXTUN2

Signed saturating extract unsigned narrow

This instruction reads each signed integer value in the vector of the source SIMD&FP register, saturates the value to an unsigned integer value that is half the original width, places the result into a vector, and writes the vector to the lower or upper half of the destination SIMD&FP register. The destination vector elements are half as long as the source vector elements.
If saturation occurs, the cumulative saturation bit FPSR.QC is set.

The SQXTUN instruction writes the vector to the lower half of the destination register and clears the upper half. The SQXTUN2 instruction writes the vector to the upper half of the destination register without affecting the other bits of the register.

Depending on the settings in the CPACR_EL1, CPTR_EL2, and CPTR_EL3 registers, and the current Security state and Exception level, an attempt to execute the instruction might be trapped.

It has encodings from 2 classes: [Scalar](#) and [Vector](#)

Scalar
(FEAT_AdvSIMD)

31	30	29	28	27	26	25	24	23	22	21	20	19	18	17	16	15	14	13	12	11	10	9	8	7	6	5	4	3	2	1	0
0	1	1	1	1	1	1	0	size	1	0	0	0	0	0	1	0	0	1	0	1	0	Rn				Rd					
U								opcode																							

Encoding

SQXTUN <Vb><d>, <Va><n>

Decode for this encoding

```
if !IsFeatureImplemented(FEAT_AdvSIMD) then EndOfDecode(Decode_UNDEF);
if size == '11' then EndOfDecode(Decode_UNDEF);
constant integer d = UInt(Rd);
constant integer n = UInt(Rn);

constant integer esize = 8 << UInt(size);
constant integer datasize = esize;
constant integer part = 0;
constant integer elements = 1;
```

Vector
(FEAT_AdvSIMD)

31	30	29	28	27	26	25	24	23	22	21	20	19	18	17	16	15	14	13	12	11	10	9	8	7	6	5	4	3	2	1	0
0	Q	1	0	1	1	1	0	size	1	0	0	0	0	0	1	0	0	1	0	1	0	Rn				Rd					
U								opcode																							

Encoding

SQXTUN{2} <Vd>.<Tb>, <Vn>.<Ta>

Decode for this encoding

```
if !IsFeatureImplemented(FEAT_AdvSIMD) then EndOfDecode(Decode_UNDEF);
if size == '11' then EndOfDecode(Decode_UNDEF);
constant integer d = UInt(Rd);
constant integer n = UInt(Rn);

constant integer esize = 8 << UInt(size);
constant integer datasize = 64;
constant integer part = UInt(Q);
constant integer elements = datasize DIV esize;
```

Assembler Symbols

<Vb> Is the destination width specifier, encoded in “size”:

size	<Vb>
00	B
01	H
10	S
11	RESERVED

<d> Is the number of the SIMD&FP destination register, encoded in the "Rd" field.

<Va> Is the source width specifier, encoded in “size”:

size	<Va>
00	H
01	S
10	D
11	RESERVED

<n> Is the number of the SIMD&FP source register, encoded in the "Rn" field.

2 Is the second and upper half specifier. If present it causes the operation to be performed on the upper 64 bits of the registers holding the narrower elements, and is encoded in “Q”:

Q	2
0	[absent]
1	[present]

<Vd> Is the name of the SIMD&FP destination register, encoded in the "Rd" field.

<Tb> Is an arrangement specifier, encoded in “size:Q”:

size	Q	<Tb>
00	0	8B
00	1	16B
01	0	4H
01	1	8H
10	0	2S
10	1	4S
11	x	RESERVED

<Vn> Is the name of the SIMD&FP source register, encoded in the "Rn" field.

<Ta> Is an arrangement specifier, encoded in “size”:

size	<Ta>
00	8H
01	4S
10	2D
11	RESERVED

Operation

```
CheckFPAdvSIMDEnabled64();
constant bits(2*datasize) operand = V[n, 2*datasize];
bits(datasize) result;
bits(2*esize) element;
boolean sat;

for e = 0 to elements-1
    element = Elem[operand, e, 2*esize];
    (Elem[result, e, esize], sat) = UnsignedSatQ(SInt(element), esize);
    if sat then FPSR.QC = '1';

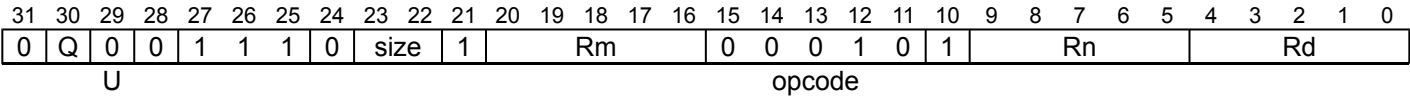
Vpart[d, part, datasize] = result;
```


SRHADD

Signed rounding halving add

This instruction adds corresponding signed integer values from the two source SIMD&FP registers, shifts each result right one bit, places the results into a vector, and writes the vector to the destination SIMD&FP register. The results are rounded. For truncated results, see [SHADD](#). Depending on the settings in the CPACR_EL1, CPTR_EL2, and CPTR_EL3 registers, and the current Security state and Exception level, an attempt to execute the instruction might be trapped.

Three registers of the same type (FEAT_AdvSIMD)



Encoding

SRHADD <Vd>.<T>, <Vn>.<T>, <Vm>.<T>

Decode for this encoding

```
if !IsFeatureImplemented(FEAT_AdvSIMD) then EndOfDecode(Decode_UNDEF);
if size == '11' then EndOfDecode(Decode_UNDEF);
constant integer d = UInt(Rd);
constant integer n = UInt(Rn);
constant integer m = UInt(Rm);
constant integer esize = 8 << UInt(size);
constant integer datasize = 64 << UInt(Q);
constant integer elements = datasize DIV esize;
```

Assembler Symbols

<Vd> Is the name of the SIMD&FP destination register, encoded in the "Rd" field.

<T> Is an arrangement specifier, encoded in “size:Q”:

size	Q	<T>
00	0	8B
00	1	16B
01	0	4H
01	1	8H
10	0	2S
10	1	4S
11	x	RESERVED

<Vn> Is the name of the first SIMD&FP source register, encoded in the "Rn" field.

<Vm> Is the name of the second SIMD&FP source register, encoded in the "Rm" field.

Operation

```
CheckFPAdvSIMDEnabled64();
constant bits(datasize) operand1 = V[n, datasize];
constant bits(datasize) operand2 = V[m, datasize];
bits(datasize) result;
integer element1;
integer element2;
integer sum;

for e = 0 to elements-1
    element1 = SInt(Elem[operand1, e, esize]);
    element2 = SInt(Elem[operand2, e, esize]);
    sum = (element1 + element2 + 1) >> 1;
    Elem[result, e, esize] = sum<esize-1:0>;

V[d, datasize] = result;
```

Internal version only: aarchmrs v2025-03_rel, pseudocode v2025-03_rel ; Build timestamp: 2025-03-21T17:41

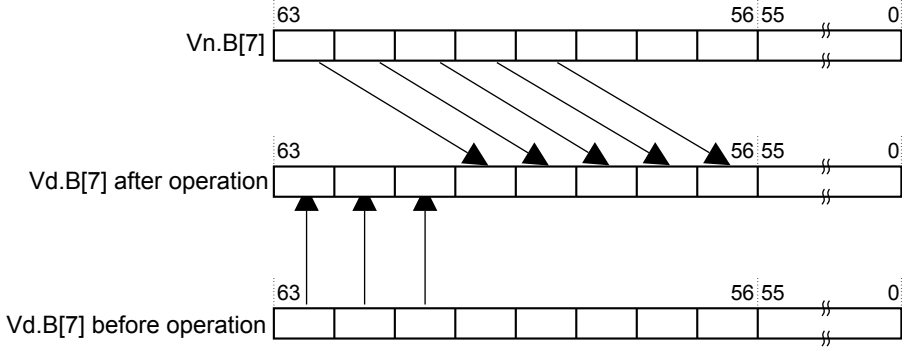
Copyright © 2010-2025 Arm Limited or its affiliates. All rights reserved. This document is Non-Confidential.

SRI

Shift right and insert (immediate)

This instruction reads each vector element in the source SIMD&FP register, right shifts each vector element by an immediate value, and inserts the result into the corresponding vector element in the destination SIMD&FP register such that the new zero bits created by the shift are not inserted but retain their existing value. Bits shifted out of the right of each vector element of the source register are lost.

The following figure shows an example of the operation of shift right by 3 for an 8-bit vector element.



Depending on the settings in the CPACR_EL1, CPTR_EL2, and CPTR_EL3 registers, and the current Security state and Exception level, an attempt to execute the instruction might be trapped.

It has encodings from 2 classes: [Scalar](#) and [Vector](#)

Scalar
(FEAT_AdvSIMD)

31	30	29	28	27	26	25	24	23	22	21	20	19	18	17	16	15	14	13	12	11	10	9	8	7	6	5	4	3	2	1	0		
0	1	1	1	1	1	1	1	0	1	x	x	x	immb			0	1	0	0	0	1	Rn						Rd					
U								immh						opcode																			

Encoding

SRI D<d>, D<n>, #<shift>

Decode for this encoding

```
if !IsFeatureImplemented(FEAT_AdvSIMD) then EndOfDecode(Decode_UNDEF);
if immh<3> != '1' then EndOfDecode(Decode_UNDEF);

constant integer d = UInt(Rd);
constant integer n = UInt(Rn);
constant integer esize = 8 << 3;
constant integer datasize = esize;
constant integer elements = 1;
constant integer shift = (esize * 2) - UInt(immh:immb);
```

Vector
(FEAT_AdvSIMD)

31	30	29	28	27	26	25	24	23	22	21	20	19	18	17	16	15	14	13	12	11	10	9	8	7	6	5	4	3	2	1	0
0	Q	1	0	1	1	1	1	0	!= 0000				immb		0		1	0	0	0	1	Rn				Rd					
U								immh						opcode																	

Encoding

```
SRI <Vd>.<T>, <Vn>.<T>, #<shift>
```

Decode for this encoding

```
if !IsFeatureImplemented(FEAT_AdvSIMD) then EndOfDecode(Decode_UNDEF);
if immh == '0000' then SEE(asimdimm);
if immh<3>:Q == '10' then EndOfDecode(Decode_UNDEF);

constant integer d = UInt(Rd);
constant integer n = UInt(Rn);
constant integer esize = 8 << HighestSetBitNZ(immh);
constant integer datasize = 64 << UInt(Q);
constant integer elements = datasize DIV esize;
constant integer shift = (esize * 2) - UInt(immh:immb);
```

Assembler Symbols

- <d> Is the number of the SIMD&FP destination register, encoded in the "Rd" field.
- <n> Is the number of the SIMD&FP source register, encoded in the "Rn" field.
- <shift> For the "Scalar" variant: is the right shift amount, in the range 1 to 64, encoded as 128 - UInt("immh:immb").

For the "Vector" variant: is the right shift amount, in the range 1 to the element width in bits, encoded in “immh:immb”:

immh	<shift>
0001	16 - UInt(immh:immb)
001x	32 - UInt(immh:immb)
01xx	64 - UInt(immh:immb)
1xxx	128 - UInt(immh:immb)

- <Vd> Is the name of the SIMD&FP destination register, encoded in the "Rd" field.
- <T> Is an arrangement specifier, encoded in “immh:Q”:

immh	Q	<T>
0001	0	8B
0001	1	16B
001x	0	4H
001x	1	8H
01xx	0	2S
01xx	1	4S
1xxx	0	RESERVED
1xxx	1	2D

- <Vn> Is the name of the SIMD&FP source register, encoded in the "Rn" field.

Operation

```
CheckFPAdvSIMDEnabled64();
constant bits(datasize) operand = V[n, datasize];
constant bits(datasize) operand2 = V[d, datasize];
constant bits(esize) mask = LSR(Ones(esize), shift);
bits(datasize) result;
bits(esize) shifted;

for e = 0 to elements-1
    shifted = LSR(Elem[operand, e, esize], shift);
    Elem[result, e, esize] = (Elem[operand2, e, esize] AND NOT(mask)) OR shifted;
V[d, datasize] = result;
```

Operational information

If PSTATE.DIT is 1:

- The execution time of this instruction is independent of:
 - The values of the data supplied in any of its registers.
 - The values of the NZCV flags.
- The response of this instruction to asynchronous exceptions does not vary based on:
 - The values of the data supplied in any of its registers.
 - The values of the NZCV flags.

Internal version only: aarchmrs v2025-03_rel, pseudocode v2025-03_rel ; Build timestamp: 2025-03-21T17:41

Copyright © 2010-2025 Arm Limited or its affiliates. All rights reserved. This document is Non-Confidential.

SRSHL

Signed rounding shift left (register)

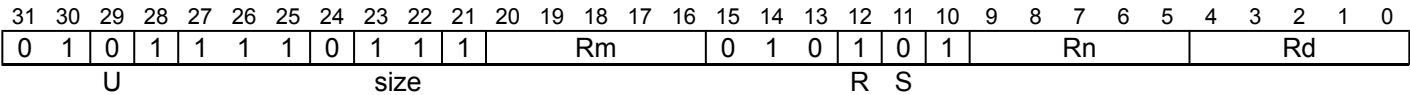
This instruction takes each signed integer value in the vector of the first source SIMD&FP register, shifts it by a value from the least significant byte of the corresponding element of the second source SIMD&FP register, places the results in a vector, and writes the vector to the destination SIMD&FP register.

If the shift value is positive, the operation is a left shift. If the shift value is negative, it is a rounding right shift. For a truncating shift, see [SSHL](#).

Depending on the settings in the CPACR_EL1, CPTR_EL2, and CPTR_EL3 registers, and the current Security state and Exception level, an attempt to execute the instruction might be trapped.

It has encodings from 2 classes: [Scalar](#) and [Vector](#)

Scalar
(FEAT_AdvSIMD)



Encoding

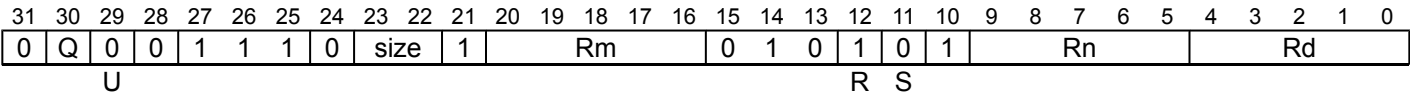
SRSHL D<d>, D<n>, D<m>

Decode for this encoding

```
if !IsFeatureImplemented(FEAT_AdvSIMD) then EndOfDecode(Decode_UNDEF);
if S == '0' && size != '11' then EndOfDecode(Decode_UNDEF);
constant integer d = UInt(Rd);
constant integer n = UInt(Rn);
constant integer m = UInt(Rm);

constant boolean rounding = TRUE;
constant integer esize = 8 << UInt(size);
constant integer datasize = esize;
constant integer elements = 1;
```

Vector
(FEAT_AdvSIMD)



Encoding

SRSHL <Vd>.<T>, <Vn>.<T>, <Vm>.<T>

Decode for this encoding

```
if !IsFeatureImplemented(FEAT_AdvSIMD) then EndOfDecode(Decode_UNDEF);
if size:Q == '110' then EndOfDecode(Decode_UNDEF);
constant integer d = UInt(Rd);
constant integer n = UInt(Rn);
constant integer m = UInt(Rm);

constant boolean rounding = TRUE;
constant integer esize = 8 << UInt(size);
constant integer datasize = 64 << UInt(Q);
constant integer elements = datasize DIV esize;
```

Assembler Symbols

- <d>Is the number of the SIMD&FP destination register, encoded in the "Rd" field.
- <n>Is the number of the first SIMD&FP source register, encoded in the "Rn" field.
- <m>Is the number of the second SIMD&FP source register, encoded in the "Rm" field.
- <Vd>Is the name of the SIMD&FP destination register, encoded in the "Rd" field.
- <T>Is an arrangement specifier, encoded in “size:Q”:

size	Q	<T>
00	0	8B
00	1	16B
01	0	4H
01	1	8H
10	0	2S
10	1	4S
11	0	RESERVED
11	1	2D

- <Vn>Is the name of the first SIMD&FP source register, encoded in the "Rn" field.
- <Vm>Is the name of the second SIMD&FP source register, encoded in the "Rm" field.

Operation

```
CheckFPAdvSIMDEnabled64();
constant bits(datasize) operand1 = V[n, datasize];
constant bits(datasize) operand2 = V[m, datasize];
bits(datasize) result;

for e = 0 to elements-1
    integer element = SInt(Elem[operand1, e, esize]);
    integer shift = ShiftSat(SInt(Elem[operand2, e, esize]<7:0>), esize);
    if shift >= 0 then // left shift
        element = element << shift;
    else // right shift
        shift = -shift;
        element = RShr(element, shift, rounding);

    Elem[result, e, esize] = element<esize-1:0>;

V[d, datasize] = result;
```

SRSHR

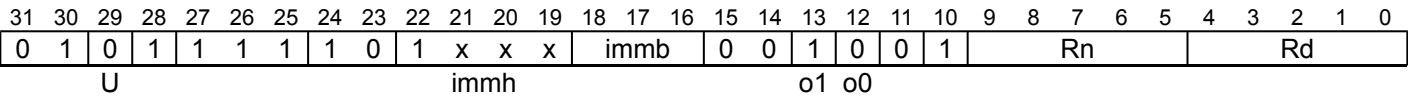
Signed rounding shift right (immediate)

This instruction reads each vector element in the source SIMD&FP register, right shifts each result by an immediate value, places the final result into a vector, and writes the vector to the destination SIMD&FP register. All the values in this instruction are signed integer values. The results are rounded. For truncated results, see [SSHR](#).

Depending on the settings in the CPACR_EL1, CPTR_EL2, and CPTR_EL3 registers, and the current Security state and Exception level, an attempt to execute the instruction might be trapped.

It has encodings from 2 classes: [Scalar](#) and [Vector](#)

Scalar
(FEAT_AdvSIMD)



Encoding

SRSHR D<d>, D<n>, #<shift>

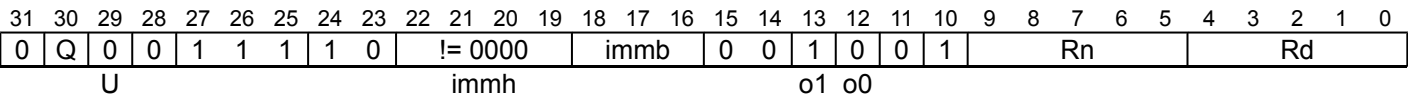
Decode for this encoding

```
if !IsFeatureImplemented(FEAT_AdvSIMD) then EndOfDecode(Decode_UNDEF);
if immh<3> != '1' then EndOfDecode(Decode_UNDEF);

constant integer d = UInt(Rd);
constant integer n = UInt(Rn);
constant integer esize = 8 << 3;
constant integer datasize = esize;
constant integer elements = 1;

constant integer shift = (esize * 2) - UInt(immh:immb);
constant boolean unsigned = FALSE;
constant boolean round = TRUE;
```

Vector
(FEAT_AdvSIMD)



Encoding

```
SRRSHR <Vd>.<T>, <Vn>.<T>, #<shift>
```

Decode for this encoding

```
if !IsFeatureImplemented(FEAT_AdvSIMD) then EndOfDecode(Decode_UNDEF);
if immh == '0000' then SEE(asimdimm);
if immh<3>:Q == '10' then EndOfDecode(Decode_UNDEF);

constant integer d = UInt(Rd);
constant integer n = UInt(Rn);
constant integer esize = 8 << HighestSetBitNZ(immh);
constant integer datasize = 64 << UInt(Q);
constant integer elements = datasize DIV esize;

constant integer shift = (esize * 2) - UInt(immh:immb);
constant boolean unsigned = FALSE;
constant boolean round = TRUE;
```

Assembler Symbols

- <d> Is the number of the SIMD&FP destination register, encoded in the "Rd" field.
- <n> Is the number of the SIMD&FP source register, encoded in the "Rn" field.
- <shift> For the "Scalar" variant: is the right shift amount, in the range 1 to 64, encoded as 128 - UInt("immh:immb").

For the "Vector" variant: is the right shift amount, in the range 1 to the element width in bits, encoded in "immh:immb":

immh	<shift>
0001	16 - UInt(immh:immb)
001x	32 - UInt(immh:immb)
01xx	64 - UInt(immh:immb)
1xxx	128 - UInt(immh:immb)

- <Vd> Is the name of the SIMD&FP destination register, encoded in the "Rd" field.
- <T> Is an arrangement specifier, encoded in "immh:Q":

immh	Q	<T>
0001	0	8B
0001	1	16B
001x	0	4H
001x	1	8H
01xx	0	2S
01xx	1	4S
1xxx	0	RESERVED
1xxx	1	2D

- <Vn> Is the name of the SIMD&FP source register, encoded in the "Rn" field.

Operation

```
CheckFPAdvSIMDEnabled64();
constant bits(datasize) operand = V[n, datasize];
constant bits(datasize) operand2 = Zeros(datasize);
bits(datasize) result;
integer element;

for e = 0 to elements-1
    element = RShr(Int(Elem[operand, e, esize], unsigned), shift, round);
    Elem[result, e, esize] = Elem[operand2, e, esize] + element<esize-1:0>;

V[d, datasize] = result;
```


SRSRA

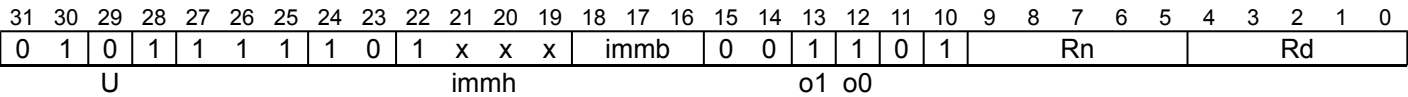
Signed rounding shift right and accumulate (immediate)

This instruction reads each vector element in the source SIMD&FP register, right shifts each result by an immediate value, and accumulates the final results with the vector elements of the destination SIMD&FP register. All the values in this instruction are signed integer values. The results are rounded. For truncated results, see [SSRA](#).

Depending on the settings in the CPACR_EL1, CPTR_EL2, and CPTR_EL3 registers, and the current Security state and Exception level, an attempt to execute the instruction might be trapped.

It has encodings from 2 classes: [Scalar](#) and [Vector](#)

Scalar
(FEAT_AdvSIMD)



Encoding

SRSRA D<d>, D<n>, #<shift>

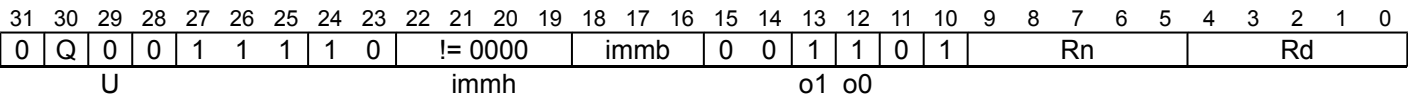
Decode for this encoding

```
if !IsFeatureImplemented(FEAT_AdvSIMD) then EndOfDecode(Decode_UNDEF);
if immh<3> != '1' then EndOfDecode(Decode_UNDEF);

constant integer d = UInt(Rd);
constant integer n = UInt(Rn);
constant integer esize = 8 << 3;
constant integer datasize = esize;
constant integer elements = 1;

constant integer shift = (esize * 2) - UInt(immh:immb);
constant boolean unsigned = FALSE;
constant boolean round = TRUE;
```

Vector
(FEAT_AdvSIMD)



Encoding

```
SRSRA <Vd>.<T>, <Vn>.<T>, #<shift>
```

Decode for this encoding

```
if !IsFeatureImplemented(FEAT_AdvSIMD) then EndOfDecode(Decode_UNDEF);
if immh == '0000' then SEE(asimdimm);
if immh<3>:Q == '10' then EndOfDecode(Decode_UNDEF);

constant integer d = UInt(Rd);
constant integer n = UInt(Rn);
constant integer esize = 8 << HighestSetBitNZ(immh);
constant integer datasize = 64 << UInt(Q);
constant integer elements = datasize DIV esize;

constant integer shift = (esize * 2) - UInt(immh:immb);
constant boolean unsigned = FALSE;
constant boolean round = TRUE;
```

Assembler Symbols

- <d> Is the number of the SIMD&FP destination register, encoded in the "Rd" field.
- <n> Is the number of the SIMD&FP source register, encoded in the "Rn" field.
- <shift> For the "Scalar" variant: is the right shift amount, in the range 1 to 64, encoded as 128 - UInt("immh:immb").

For the "Vector" variant: is the right shift amount, in the range 1 to the element width in bits, encoded in "immh:immb":

immh	<shift>
0001	16 - UInt(immh:immb)
001x	32 - UInt(immh:immb)
01xx	64 - UInt(immh:immb)
1xxx	128 - UInt(immh:immb)

- <Vd> Is the name of the SIMD&FP destination register, encoded in the "Rd" field.
- <T> Is an arrangement specifier, encoded in "immh:Q":

immh	Q	<T>
0001	0	8B
0001	1	16B
001x	0	4H
001x	1	8H
01xx	0	2S
01xx	1	4S
1xxx	0	RESERVED
1xxx	1	2D

- <Vn> Is the name of the SIMD&FP source register, encoded in the "Rn" field.

Operation

```
CheckFPAdvSIMDEnabled64();
constant bits(datasize) operand = V[n, datasize];
constant bits(datasize) operand2 = V[d, datasize];
bits(datasize) result;
integer element;

for e = 0 to elements-1
    element = RShr(Int(Elem[operand, e, esize], unsigned), shift, round);
    Elem[result, e, esize] = Elem[operand2, e, esize] + element<esize-1:0>;

V[d, datasize] = result;
```


SSHL

Signed shift left (register)

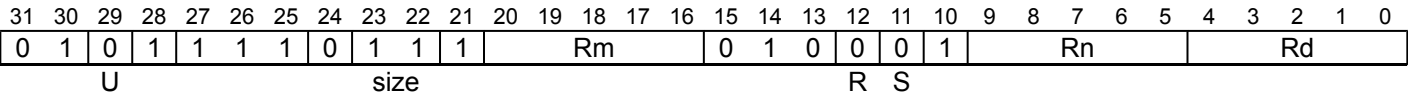
This instruction takes each signed integer value in the vector of the first source SIMD&FP register, shifts each value by a value from the least significant byte of the corresponding element of the second source SIMD&FP register, places the results in a vector, and writes the vector to the destination SIMD&FP register.

If the shift value is positive, the operation is a left shift. If the shift value is negative, it is a truncating right shift. For a rounding shift, see [SRSHL](#).

Depending on the settings in the CPACR_EL1, CPTR_EL2, and CPTR_EL3 registers, and the current Security state and Exception level, an attempt to execute the instruction might be trapped.

It has encodings from 2 classes: [Scalar](#) and [Vector](#)

Scalar
(FEAT_AdvSIMD)



Encoding

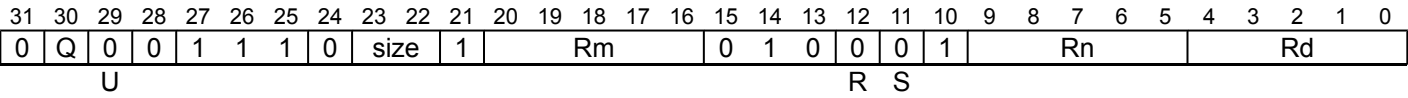
SSHL D<d>, D<n>, D<m>

Decode for this encoding

```
if !IsFeatureImplemented(FEAT_AdvSIMD) then EndOfDecode(Decode_UNDEF);
if S == '0' && size != '11' then EndOfDecode(Decode_UNDEF);
constant integer d = UInt(Rd);
constant integer n = UInt(Rn);
constant integer m = UInt(Rm);

constant boolean rounding = FALSE;
constant integer esize = 8 << UInt(size);
constant integer datasize = esize;
constant integer elements = 1;
```

Vector
(FEAT_AdvSIMD)



Encoding

SSHL <Vd>.<T>, <Vn>.<T>, <Vm>.<T>

Decode for this encoding

```
if !IsFeatureImplemented(FEAT_AdvSIMD) then EndOfDecode(Decode_UNDEF);
if size:Q == '110' then EndOfDecode(Decode_UNDEF);
constant integer d = UInt(Rd);
constant integer n = UInt(Rn);
constant integer m = UInt(Rm);

constant boolean rounding = FALSE;
constant integer esize = 8 << UInt(size);
constant integer datasize = 64 << UInt(Q);
constant integer elements = datasize DIV esize;
```

Assembler Symbols

- <d>Is the number of the SIMD&FP destination register, encoded in the "Rd" field.
- <n>Is the number of the first SIMD&FP source register, encoded in the "Rn" field.
- <m>Is the number of the second SIMD&FP source register, encoded in the "Rm" field.
- <Vd>Is the name of the SIMD&FP destination register, encoded in the "Rd" field.
- <T>Is an arrangement specifier, encoded in “size:Q”:

size	Q	<T>
00	0	8B
00	1	16B
01	0	4H
01	1	8H
10	0	2S
10	1	4S
11	0	RESERVED
11	1	2D

- <Vn>Is the name of the first SIMD&FP source register, encoded in the "Rn" field.
- <Vm>Is the name of the second SIMD&FP source register, encoded in the "Rm" field.

Operation

```
CheckFPAdvSIMDEnabled64();
constant bits(datasize) operand1 = V[n, datasize];
constant bits(datasize) operand2 = V[m, datasize];
bits(datasize) result;

for e = 0 to elements-1
    integer element = SInt(Elem[operand1, e, esize]);
    integer shift = ShiftSat(SInt(Elem[operand2, e, esize]<7:0>), esize);
    if shift >= 0 then // left shift
        element = element << shift;
    else // right shift
        shift = -shift;
        element = RShr(element, shift, rounding);

    Elem[result, e, esize] = element<esize-1:0>;

V[d, datasize] = result;
```

Operational information

- If PSTATE.DIT is 1:
- The execution time of this instruction is independent of:
 - The values of the data supplied in any of its registers.
 - The values of the NZCV flags.
 - The response of this instruction to asynchronous exceptions does not vary based on:
 - The values of the data supplied in any of its registers.
 - The values of the NZCV flags.

SSHLL, SSHLL2

Signed shift left long (immediate)

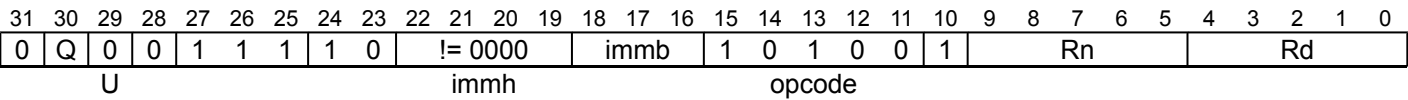
This instruction reads each vector element from the source SIMD&FP register, left shifts each vector element by the specified shift amount, places the result into a vector, and writes the vector to the destination SIMD&FP register. The destination vector elements are twice as long as the source vector elements. All the values in this instruction are signed integer values.

The SSHLL instruction extracts vector elements from the lower half of the source register. The SSHLL2 instruction extracts vector elements from the upper half of the source register.

Depending on the settings in the CPACR_EL1, CPTR_EL2, and CPTR_EL3 registers, and the current Security state and Exception level, an attempt to execute the instruction might be trapped.

This instruction is used by the alias [SXTL](#), [SXTL2](#).

Vector
(FEAT_AdvSIMD)



Encoding

```
SSHLL{2} <Vd>.<Ta>, <Vn>.<Tb>, #<shift>
```

Decode for this encoding

```
if !IsFeatureImplemented(FEAT_AdvSIMD) then EndOfDecode(Decode_UNDEF);
if immh == '0000' then SEE(asimdimh);
if immh<3> == '1' then EndOfDecode(Decode_UNDEF);

constant integer d = UInt(Rd);
constant integer n = UInt(Rn);
constant integer esize = 8 << HighestSetBitNZ(immh<2:0>);
constant integer datasize = 64;
constant integer part = UInt(Q);
constant integer elements = datasize DIV esize;

constant integer shift = UInt(immh:immb) - esize;
constant boolean unsigned = FALSE;
```

Assembler Symbols

2 Is the second and upper half specifier. If present it causes the operation to be performed on the upper 64 bits of the registers holding the narrower elements, and is encoded in “Q”:

Q 2	
0	[absent]
1	[present]

<Vd> Is the name of the SIMD&FP destination register, encoded in the "Rd" field.

<Ta> Is an arrangement specifier, encoded in “immh”:

immh	<Ta>
0001	8H
001x	4S
01xx	2D
1xxx	RESERVED

<Vn> Is the name of the SIMD&FP source register, encoded in the "Rn" field.

<Tb> Is an arrangement specifier, encoded in “immh:Q”:

immh	Q	<Tb>
0001	0	8B
0001	1	16B
001x	0	4H
001x	1	8H
01xx	0	2S
01xx	1	4S
1xxx	x	RESERVED

<shift> Is the left shift amount, in the range 0 to the source element width in bits minus 1, encoded in “immh:immb”:

immh	<shift>
0001	UInt (immh:immb) - 8
001x	UInt (immh:immb) - 16
01xx	UInt (immh:immb) - 32
1xxx	RESERVED

Alias Conditions

Alias	Is preferred when
SXTL, SXTL2	immb == '000' && BitCount (immh) == 1

Operation

```
CheckFPAdvSIMDEnabled64();
constant bits(datasize) operand = Vpart[n, part, datasize];
bits(datasize*2) result;
integer element;

for e = 0 to elements-1
    element = Int(Elem[operand, e, esize], unsigned) << shift;
    Elem[result, e, 2*esize] = element<2*esize-1:0>;

V[d, datasize*2] = result;
```

Operational information

- If PSTATE.DIT is 1:
- The execution time of this instruction is independent of:
 - The values of the data supplied in any of its registers.
 - The values of the NZCV flags.
 - The response of this instruction to asynchronous exceptions does not vary based on:
 - The values of the data supplied in any of its registers.
 - The values of the NZCV flags.

SSHR

Signed shift right (immediate)

This instruction reads each vector element in the source SIMD&FP register, right shifts each result by an immediate value, places the final result into a vector, and writes the vector to the destination SIMD&FP register. All the values in this instruction are signed integer values. The results are truncated. For rounded results, see [SRSHR](#).

Depending on the settings in the CPACR_EL1, CPTR_EL2, and CPTR_EL3 registers, and the current Security state and Exception level, an attempt to execute the instruction might be trapped.

It has encodings from 2 classes: [Scalar](#) and [Vector](#)

Scalar (FEAT_AdvSIMD)

31	30	29	28	27	26	25	24	23	22	21	20	19	18	17	16	15	14	13	12	11	10	9	8	7	6	5	4	3	2	1	0		
0	1	0	1	1	1	1	1	0	1	x	x	x	immb			0	0	0	0	0	1	Rn						Rd					
U									immh				o1		o0																		

Encoding

SSHR D<d>, D<n>, #<shift>

Decode for this encoding

```
if !IsFeatureImplemented(FEAT_AdvSIMD) then EndOfDecode(Decode_UNDEF);
if immh<3> != '1' then EndOfDecode(Decode_UNDEF);

constant integer d = UInt(Rd);
constant integer n = UInt(Rn);
constant integer esize = 8 << 3;
constant integer datasize = esize;
constant integer elements = 1;

constant integer shift = (esize * 2) - UInt(immh:immb);
constant boolean unsigned = FALSE;
constant boolean round = FALSE;
```

Vector (FEAT_AdvSIMD)

31	30	29	28	27	26	25	24	23	22	21	20	19	18	17	16	15	14	13	12	11	10	9	8	7	6	5	4	3	2	1	0		
0	Q	0	0	1	1	1	1	0	!= 0000				immb			0	0	0	0	0	1	Rn						Rd					
U									immh				o1		o0																		

Encoding

```
SSHR <Vd>.<T>, <Vn>.<T>, #<shift>
```

Decode for this encoding

```
if !IsFeatureImplemented(FEAT_AdvSIMD) then EndOfDecode(Decode_UNDEF);
if immh == '0000' then SEE(asimdimm);
if immh<3>:Q == '10' then EndOfDecode(Decode_UNDEF);

constant integer d = UInt(Rd);
constant integer n = UInt(Rn);
constant integer esize = 8 << HighestSetBitNZ(immh);
constant integer datasize = 64 << UInt(Q);
constant integer elements = datasize DIV esize;

constant integer shift = (esize * 2) - UInt(immh:immb);
constant boolean unsigned = FALSE;
constant boolean round = FALSE;
```

Assembler Symbols

- <d> Is the number of the SIMD&FP destination register, encoded in the "Rd" field.
- <n> Is the number of the first SIMD&FP source register, encoded in the "Rn" field.
- <shift> For the "Scalar" variant: is the right shift amount, in the range 1 to 64, encoded as 128 - UInt("immh:immb").

For the "Vector" variant: is the right shift amount, in the range 1 to the element width in bits, encoded in "immh:immb":

immh	<shift>
0001	16 - UInt(immh:immb)
001x	32 - UInt(immh:immb)
01xx	64 - UInt(immh:immb)
1xxx	128 - UInt(immh:immb)

- <Vd> Is the name of the SIMD&FP destination register, encoded in the "Rd" field.
- <T> Is an arrangement specifier, encoded in "immh:Q":

immh	Q	<T>
0001	0	8B
0001	1	16B
001x	0	4H
001x	1	8H
01xx	0	2S
01xx	1	4S
1xxx	0	RESERVED
1xxx	1	2D

- <Vn> Is the name of the SIMD&FP source register, encoded in the "Rn" field.

Operation

```
CheckFPAdvSIMDEnabled64();
constant bits(datasize) operand = V[n, datasize];
constant bits(datasize) operand2 = Zeros(datasize);
bits(datasize) result;
integer element;

for e = 0 to elements-1
    element = RShr(Int(Elem[operand, e, esize], unsigned), shift, round);
    Elem[result, e, esize] = Elem[operand2, e, esize] + element<esize-1:0>;

V[d, datasize] = result;
```

Operational information

If PSTATE.DIT is 1:

- The execution time of this instruction is independent of:
 - The values of the data supplied in any of its registers.
 - The values of the NZCV flags.
- The response of this instruction to asynchronous exceptions does not vary based on:
 - The values of the data supplied in any of its registers.
 - The values of the NZCV flags.

Internal version only: aarchmrs v2025-03_rel, pseudocode v2025-03_rel ; Build timestamp: 2025-03-21T17:41

Copyright © 2010-2025 Arm Limited or its affiliates. All rights reserved. This document is Non-Confidential.

SSRA

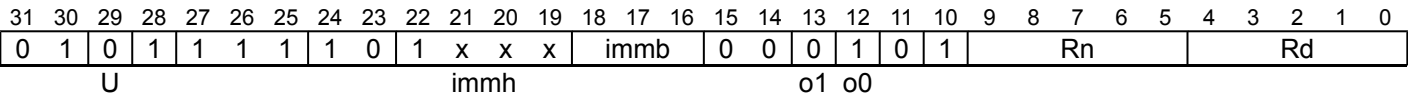
Signed shift right and accumulate (immediate)

This instruction reads each vector element in the source SIMD&FP register, right shifts each result by an immediate value, and accumulates the final results with the vector elements of the destination SIMD&FP register. All the values in this instruction are signed integer values. The results are truncated. For rounded results, see [SSRA](#).

Depending on the settings in the CPACR_EL1, CPTR_EL2, and CPTR_EL3 registers, and the current Security state and Exception level, an attempt to execute the instruction might be trapped.

It has encodings from 2 classes: [Scalar](#) and [Vector](#)

Scalar
(FEAT_AdvSIMD)



Encoding

SSRA D<d>, D<n>, #<shift>

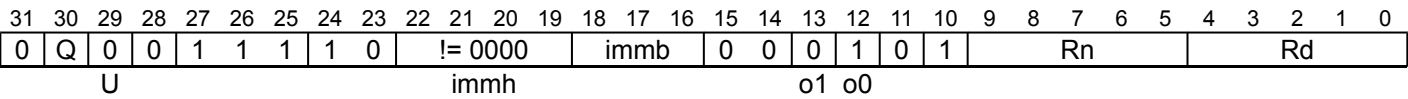
Decode for this encoding

```
if !IsFeatureImplemented(FEAT_AdvSIMD) then EndOfDecode(Decode_UNDEF);
if immh<3> != '1' then EndOfDecode(Decode_UNDEF);

constant integer d = UInt(Rd);
constant integer n = UInt(Rn);
constant integer esize = 8 << 3;
constant integer datasize = esize;
constant integer elements = 1;

constant integer shift = (esize * 2) - UInt(immh:immb);
constant boolean unsigned = FALSE;
constant boolean round = FALSE;
```

Vector
(FEAT_AdvSIMD)



Encoding

```
SSRA <Vd>.<T>, <Vn>.<T>, #<shift>
```

Decode for this encoding

```
if !IsFeatureImplemented(FEAT_AdvSIMD) then EndOfDecode(Decode_UNDEF);
if immh == '0000' then SEE(asimdimm);
if immh<3>:Q == '10' then EndOfDecode(Decode_UNDEF);

constant integer d = UInt(Rd);
constant integer n = UInt(Rn);
constant integer esize = 8 << HighestSetBitNZ(immh);
constant integer datasize = 64 << UInt(Q);
constant integer elements = datasize DIV esize;

constant integer shift = (esize * 2) - UInt(immh:immb);
constant boolean unsigned = FALSE;
constant boolean round = FALSE;
```

Assembler Symbols

- <d> Is the number of the SIMD&FP destination register, encoded in the "Rd" field.
- <n> Is the number of the SIMD&FP source register, encoded in the "Rn" field.
- <shift> For the "Scalar" variant: is the right shift amount, in the range 1 to 64, encoded as 128 - UInt("immh:immb").

For the "Vector" variant: is the right shift amount, in the range 1 to the element width in bits, encoded in "immh:immb":

immh	<shift>
0001	16 - UInt(immh:immb)
001x	32 - UInt(immh:immb)
01xx	64 - UInt(immh:immb)
1xxx	128 - UInt(immh:immb)

- <Vd> Is the name of the SIMD&FP destination register, encoded in the "Rd" field.
- <T> Is an arrangement specifier, encoded in "immh:Q":

immh	Q	<T>
0001	0	8B
0001	1	16B
001x	0	4H
001x	1	8H
01xx	0	2S
01xx	1	4S
1xxx	0	RESERVED
1xxx	1	2D

- <Vn> Is the name of the SIMD&FP source register, encoded in the "Rn" field.

Operation

```
CheckFPAdvSIMDEnabled64();
constant bits(datasize) operand = V[n, datasize];
constant bits(datasize) operand2 = V[d, datasize];
bits(datasize) result;
integer element;

for e = 0 to elements-1
    element = RShr(Int(Elem[operand, e, esize], unsigned), shift, round);
    Elem[result, e, esize] = Elem[operand2, e, esize] + element<esize-1:0>;

V[d, datasize] = result;
```

Operational information

If PSTATE.DIT is 1:

- The execution time of this instruction is independent of:
 - The values of the data supplied in any of its registers.
 - The values of the NZCV flags.
- The response of this instruction to asynchronous exceptions does not vary based on:
 - The values of the data supplied in any of its registers.
 - The values of the NZCV flags.

Internal version only: aarchmrs v2025-03_rel, pseudocode v2025-03_rel ; Build timestamp: 2025-03-21T17:41

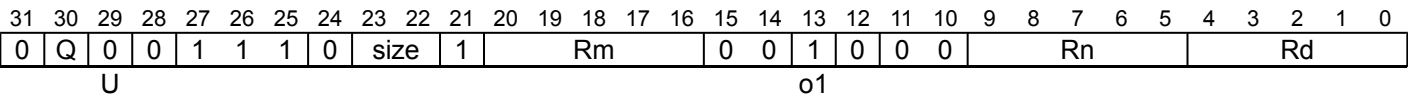
Copyright © 2010-2025 Arm Limited or its affiliates. All rights reserved. This document is Non-Confidential.

SSUBL, SSUBL2

Signed subtract long

This instruction subtracts each vector element in the lower or upper half of the second source SIMD&FP register from the corresponding vector element of the first source SIMD&FP register, places the results into a vector, and writes the vector to the destination SIMD&FP register. All the values in this instruction are signed integer values. The destination vector elements are twice as long as the source vector elements. The SSUBL instruction extracts each source vector from the lower half of each source register. The SSUBL2 instruction extracts each source vector from the upper half of each source register. Depending on the settings in the CPACR_EL1, CPTR_EL2, and CPTR_EL3 registers, and the current Security state and Exception level, an attempt to execute the instruction might be trapped.

Three registers, not all the same type (FEAT_AdvSIMD)



Encoding

```
SSUBL{2} <Vd>.<Ta>, <Vn>.<Tb>, <Vm>.<Tb>
```

Decode for this encoding

```
if !IsFeatureImplemented(FEAT_AdvSIMD) then EndOfDecode(Decode_UNDEF);
if size == '11' then EndOfDecode(Decode_UNDEF);
constant integer d = UInt(Rd);
constant integer n = UInt(Rn);
constant integer m = UInt(Rm);

constant integer esize = 8 << UInt(size);
constant integer datasize = 64;
constant integer part = UInt(Q);
constant integer elements = datasize DIV esize;
```

Assembler Symbols

2 Is the second and upper half specifier. If present it causes the operation to be performed on the upper 64 bits of the registers holding the narrower elements, and is encoded in “Q”:

Q	2
0	[absent]
1	[present]

<Vd> Is the name of the SIMD&FP destination register, encoded in the "Rd" field.

<Ta> Is an arrangement specifier, encoded in “size”:

size	<Ta>
00	8H
01	4S
10	2D
11	RESERVED

<Vn> Is the name of the first SIMD&FP source register, encoded in the "Rn" field.

<Tb> Is an arrangement specifier, encoded in “size:Q”:

size	Q	<Tb>
00	0	8B
00	1	16B
01	0	4H
01	1	8H
10	0	2S
10	1	4S
11	x	RESERVED

<Vm> Is the name of the second SIMD&FP source register, encoded in the "Rm" field.

Operation

```

CheckFPAdvSIMDEnabled64();
constant bits(datasize) operand1 = Vpart[n, part, datasize];
constant bits(datasize) operand2 = Vpart[m, part, datasize];
bits(2*datasize) result;
integer element1;
integer element2;
integer sum;

for e = 0 to elements-1
    element1 = SInt(Elem[operand1, e, esize]);
    element2 = SInt(Elem[operand2, e, esize]);
    sum = element1 - element2;
    Elem[result, e, 2*esize] = sum<2*esize-1:0>;

V[d, 2*datasize] = result;

```

Operational information

If PSTATE.DIT is 1:

- The execution time of this instruction is independent of:
 - The values of the data supplied in any of its registers.
 - The values of the NZCV flags.
- The response of this instruction to asynchronous exceptions does not vary based on:
 - The values of the data supplied in any of its registers.
 - The values of the NZCV flags.

Internal version only: aarchmrs v2025-03_rel, pseudocode v2025-03_rel ; Build timestamp: 2025-03-21T17:41

Copyright © 2010-2025 Arm Limited or its affiliates. All rights reserved. This document is Non-Confidential.

SSUBW, SSUBW2

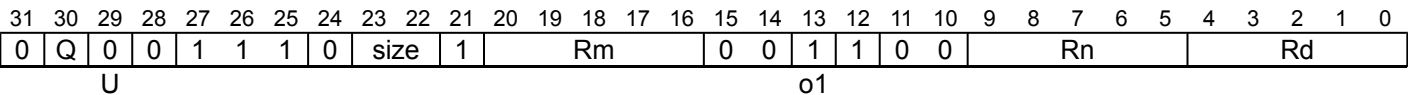
Signed subtract wide

This instruction subtracts each vector element in the lower or upper half of the second source SIMD&FP register from the corresponding vector element in the first source SIMD&FP register, places the result in a vector, and writes the vector to the SIMD&FP destination register. All the values in this instruction are signed integer values.

The SSUBW instruction extracts the second source vector from the lower half of the second source register. The SSUBW2 instruction extracts the second source vector from the upper half of the second source register.

Depending on the settings in the CPACR_EL1, CPTR_EL2, and CPTR_EL3 registers, and the current Security state and Exception level, an attempt to execute the instruction might be trapped.

Three registers, not all the same type (FEAT_AdvSIMD)



Encoding

```
SSUBW{2} <Vd>.<Ta>, <Vn>.<Ta>, <Vm>.<Tb>
```

Decode for this encoding

```
if !IsFeatureImplemented(FEAT_AdvSIMD) then EndOfDecode(Decode_UNDEF);
if size == '11' then EndOfDecode(Decode_UNDEF);
constant integer d = UInt(Rd);
constant integer n = UInt(Rn);
constant integer m = UInt(Rm);

constant integer esize = 8 << UInt(size);
constant integer datasize = 64;
constant integer part = UInt(Q);
constant integer elements = datasize DIV esize;
```

Assembler Symbols

2 Is the second and upper half specifier. If present it causes the operation to be performed on the upper 64 bits of the registers holding the narrower elements, and is encoded in “Q”:

Q	2
0	[absent]
1	[present]

<Vd> Is the name of the SIMD&FP destination register, encoded in the "Rd" field.

<Ta> Is an arrangement specifier, encoded in “size”:

size	<Ta>
00	8H
01	4S
10	2D
11	RESERVED

<Vn> Is the name of the first SIMD&FP source register, encoded in the "Rn" field.

<Vm> Is the name of the second SIMD&FP source register, encoded in the "Rm" field.

<Tb> Is an arrangement specifier, encoded in “size:Q”:

size	Q	<Tb>
00	0	8B
00	1	16B
01	0	4H
01	1	8H
10	0	2S
10	1	4S
11	x	RESERVED

Operation

```

CheckFPAdvSIMDEnabled64();
constant bits(2*datasize) operand1 = V[n, 2*datasize];
constant bits(datasize) operand2 = Vpart[m, part, datasize];
bits(2*datasize) result;
integer element1;
integer element2;
integer sum;

for e = 0 to elements-1
    element1 = SInt(Elem[operand1, e, 2*esize]);
    element2 = SInt(Elem[operand2, e, esize]);
    sum = element1 - element2;
    Elem[result, e, 2*esize] = sum<2*esize-1:0>;

V[d, 2*datasize] = result;

```

Operational information

If PSTATE.DIT is 1:

- The execution time of this instruction is independent of:
 - The values of the data supplied in any of its registers.
 - The values of the NZCV flags.
- The response of this instruction to asynchronous exceptions does not vary based on:
 - The values of the data supplied in any of its registers.
 - The values of the NZCV flags.

Internal version only: aarchmrs v2025-03_rel, pseudocode v2025-03_rel ; Build timestamp: 2025-03-21T17:41

Copyright © 2010-2025 Arm Limited or its affiliates. All rights reserved. This document is Non-Confidential.

ST1 (multiple structures)

Store multiple single-element structures from one, two, three, or four registers

This instruction stores elements to memory from one, two, three, or four SIMD&FP registers, without interleaving. Every element of each register is stored.

Depending on the settings in the CPACR_EL1, CPTR_EL2, and CPTR_EL3 registers, and the current Security state and Exception level, an attempt to execute the instruction might be trapped.

It has encodings from 2 classes: [No offset](#) and [Post-index](#)

No offset

(FEAT_AdvSIMD)

31	30	29	28	27	26	25	24	23	22	21	20	19	18	17	16	15	14	13	12	11	10	9	8	7	6	5	4	3	2	1	0
0	Q	0	0	1	1	0	0	0	0	0	0	0	0	0	0	x	x	1	x	size		Rn				Rt					
L																opcode															

Encoding for the One register variant

Applies when (opcode == 0111)

ST1 { <Vt>.<T> }, [<Xn|SP>]

Encoding for the Two registers variant

Applies when (opcode == 1010)

ST1 { <Vt>.<T>, <Vt2>.<T> }, [<Xn|SP>]

Encoding for the Three registers variant

Applies when (opcode == 0110)

ST1 { <Vt>.<T>, <Vt2>.<T>, <Vt3>.<T> }, [<Xn|SP>]

Encoding for the Four registers variant

Applies when (opcode == 0010)

ST1 { <Vt>.<T>, <Vt2>.<T>, <Vt3>.<T>, <Vt4>.<T> }, [<Xn|SP>]

Decode for all variants of this encoding

```
if !IsFeatureImplemented(FEAT_AdvSIMD) then EndOfDecode(Decode_UNDEF);
constant integer t = UInt(Rt);
constant integer n = UInt(Rn);
constant integer m = integer UNKNOWN;
constant boolean wback = FALSE;
constant boolean nontemporal = FALSE;
constant boolean tagchecked = wback || n != 31;
```

Post-index

(FEAT_AdvSIMD)

31	30	29	28	27	26	25	24	23	22	21	20	19	18	17	16	15	14	13	12	11	10	9	8	7	6	5	4	3	2	1	0
0	Q	0	0	1	1	0	0	1	0	0	Rm				x	x	1	x	size			Rn				Rt					
L																opcode															

Encoding for the One register, immediate offset variant

Applies when (Rm == 11111 && opcode == 0111)

```
ST1 { <Vt>.<T> }, [<Xn|SP>], <imm>
```

Encoding for the One register, register offset variant

Applies when (Rm != 11111 && opcode == 0111)

```
ST1 { <Vt>.<T> }, [<Xn|SP>], <Xm>
```

Encoding for the Two registers, immediate offset variant

Applies when (Rm == 11111 && opcode == 1010)

```
ST1 { <Vt>.<T>, <Vt2>.<T> }, [<Xn|SP>], <imm>
```

Encoding for the Two registers, register offset variant

Applies when (Rm != 11111 && opcode == 1010)

```
ST1 { <Vt>.<T>, <Vt2>.<T> }, [<Xn|SP>], <Xm>
```

Encoding for the Three registers, immediate offset variant

Applies when (Rm == 11111 && opcode == 0110)

```
ST1 { <Vt>.<T>, <Vt2>.<T>, <Vt3>.<T> }, [<Xn|SP>], <imm>
```

Encoding for the Three registers, register offset variant

Applies when (Rm != 11111 && opcode == 0110)

```
ST1 { <Vt>.<T>, <Vt2>.<T>, <Vt3>.<T> }, [<Xn|SP>], <Xm>
```

Encoding for the Four registers, immediate offset variant

Applies when (Rm == 11111 && opcode == 0010)

```
ST1 { <Vt>.<T>, <Vt2>.<T>, <Vt3>.<T>, <Vt4>.<T> }, [<Xn|SP>], <imm>
```

Encoding for the Four registers, register offset variant

Applies when (Rm != 11111 && opcode == 0010)

```
ST1 { <Vt>.<T>, <Vt2>.<T>, <Vt3>.<T>, <Vt4>.<T> }, [<Xn|SP>], <Xm>
```

Decode for all variants of this encoding

```
if !IsFeatureImplemented(FEAT_AdvSIMD) then EndOfDecode(Decode_UNDEF);
constant integer t = UInt(Rt);
constant integer n = UInt(Rn);
constant integer m = UInt(Rm);
constant boolean wback = TRUE;
constant boolean nontemporal = FALSE;
constant boolean tagchecked = wback || n != 31;
```

Assembler Symbols

<Vt> Is the name of the first or only SIMD&FP register to be transferred, encoded in the "Rt" field.

<T> Is an arrangement specifier, encoded in “size:Q”:

size	Q	<T>
00	0	8B
00	1	16B
01	0	4H
01	1	8H
10	0	2S
10	1	4S
11	0	1D
11	1	2D

<Xn|SP> Is the 64-bit name of the general-purpose base register or stack pointer, encoded in the "Rn" field.

<Vt2> Is the name of the second SIMD&FP register to be transferred, encoded as "Rt" plus 1 modulo 32.

<Vt3> Is the name of the third SIMD&FP register to be transferred, encoded as "Rt" plus 2 modulo 32.

<Vt4> Is the name of the fourth SIMD&FP register to be transferred, encoded as "Rt" plus 3 modulo 32.

<imm> For the "One register, immediate offset" variant: is the post-index immediate offset, encoded in “Q”:

Q	<imm>
0	#8
1	#16

For the "Two registers, immediate offset" variant: is the post-index immediate offset, encoded in “Q”:

Q	<imm>
0	#16
1	#32

For the "Three registers, immediate offset" variant: is the post-index immediate offset, encoded in “Q”:

Q	<imm>
0	#24
1	#48

For the "Four registers, immediate offset" variant: is the post-index immediate offset, encoded in “Q”:

Q	<imm>
0	#32
1	#64

<Xm> Is the 64-bit name of the general-purpose post-index register, excluding XZR, encoded in the "Rm" field.

Shared Decode

```
constant integer datasize = 64 << UInt(Q);
constant integer esize = 8 << UInt(size);
constant integer elements = datasize DIV esize;

integer rpt; // number of iterations
constant integer selem = 1; // structure elements

case opcode of
  when '0010' rpt = 4; // LD/ST1 (4 registers)
  when '0110' rpt = 3; // LD/ST1 (3 registers)
  when '1010' rpt = 2; // LD/ST1 (2 registers)
  when '0111' rpt = 1; // LD/ST1 (1 register)
  otherwise EndOfDecode(Decode_UNDEF);
```

Operation

```
CheckFPAdvSIMDEnabled64();

bits(64) address;
bits(64) eaddr;
bits(64) offs;
bits(datasize) rval;
integer tt;
constant integer ebytes = esize DIV 8;

constant boolean privileged = PSTATE.EL != ELO;
constant AccessDescriptor accdesc = CreateAccDescASIMD(MemOp\_STORE, nontemporal, tagchecked,
                                                    privileged);

if n == 31 then
    CheckSPAlignment();
    address = SP[64];
else
    address = X[n, 64];

offs = Zeros(64);
for r = 0 to rpt-1
    for e = 0 to elements-1
        tt = (t + r) MOD 32;
        for s = 0 to selem-1
            rval = V[tt, datasize];
            eaddr = AddressIncrement(address, offs, accdesc);
            Mem[eaddr, ebytes, accdesc] = Elem[rval, e, esize];
            offs = offs + ebytes;
            tt = (tt + 1) MOD 32;
if wback then
    if m != 31 then
        offs = X[m, 64];
    address = AddressAdd(address, offs, accdesc);
    if n == 31 then
        SP[64] = address;
    else
        X[n, 64] = address;
```

Operational information

If PSTATE.DIT is 1, the timing of this instruction is insensitive to the value of the data being loaded or stored.

Internal version only: aarchmrs v2025-03_rel, pseudocode v2025-03_rel ; Build timestamp: 2025-03-21T17:41

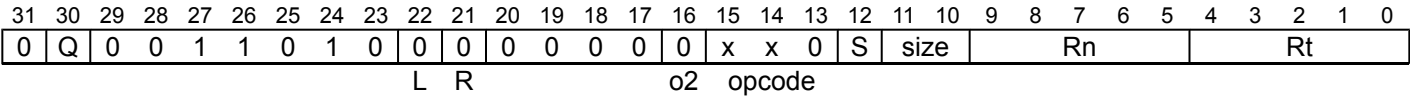
Copyright © 2010-2025 Arm Limited or its affiliates. All rights reserved. This document is Non-Confidential.

ST1 (single structure)

Store a single-element structure from one lane of one register

This instruction stores the specified element of a SIMD&FP register to memory.
Depending on the settings in the CPACR_EL1, CPTR_EL2, and CPTR_EL3 registers, and the current Security state and Exception level, an attempt to execute the instruction might be trapped.
It has encodings from 2 classes: [No offset](#) and [Post-index](#)

No offset (FEAT_AdvSIMD)



Encoding for the 8-bit variant

Applies when (opcode == 000)

```
ST1 { <Vt>.B }[<index>], [<Xn|SP>]
```

Encoding for the 16-bit variant

Applies when (opcode == 010 && size == x0)

```
ST1 { <Vt>.H }[<index>], [<Xn|SP>]
```

Encoding for the 32-bit variant

Applies when (opcode == 100 && size == 00)

```
ST1 { <Vt>.S }[<index>], [<Xn|SP>]
```

Encoding for the 64-bit variant

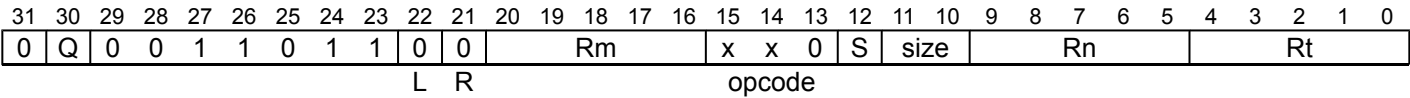
Applies when (opcode == 100 && S == 0 && size == 01)

```
ST1 { <Vt>.D }[<index>], [<Xn|SP>]
```

Decode for all variants of this encoding

```
if !IsFeatureImplemented(FEAT_AdvSIMD) then EndOfDecode(Decode_UNDEF);
integer t = UInt(Rt);
constant integer n = UInt(Rn);
constant integer m = integer UNKNOWN;
constant boolean wback = FALSE;
constant boolean nontemporal = FALSE;
constant boolean tagchecked = wback || n != 31;
```

Post-index (FEAT_AdvSIMD)



Encoding for the 8-bit, immediate offset variant

Applies when (Rm == 11111 && opcode == 000)

```
ST1 { <Vt>.B }[<index>], [<Xn|SP>], #1
```

Encoding for the 8-bit, register offset variant

Applies when (Rm != 11111 && opcode == 000)

```
ST1 { <Vt>.B }[<index>], [<Xn|SP>], <Xm>
```

Encoding for the 16-bit, immediate offset variant

Applies when (Rm == 11111 && opcode == 010 && size == x0)

```
ST1 { <Vt>.H }[<index>], [<Xn|SP>], #2
```

Encoding for the 16-bit, register offset variant

Applies when (Rm != 11111 && opcode == 010 && size == x0)

```
ST1 { <Vt>.H }[<index>], [<Xn|SP>], <Xm>
```

Encoding for the 32-bit, immediate offset variant

Applies when (Rm == 11111 && opcode == 100 && size == 00)

```
ST1 { <Vt>.S }[<index>], [<Xn|SP>], #4
```

Encoding for the 32-bit, register offset variant

Applies when (Rm != 11111 && opcode == 100 && size == 00)

```
ST1 { <Vt>.S }[<index>], [<Xn|SP>], <Xm>
```

Encoding for the 64-bit, immediate offset variant

Applies when (Rm == 11111 && opcode == 100 && S == 0 && size == 01)

```
ST1 { <Vt>.D }[<index>], [<Xn|SP>], #8
```

Encoding for the 64-bit, register offset variant

Applies when (Rm != 11111 && opcode == 100 && S == 0 && size == 01)

```
ST1 { <Vt>.D }[<index>], [<Xn|SP>], <Xm>
```

Decode for all variants of this encoding

```
if !IsFeatureImplemented(FEAT_AdvSIMD) then EndOfDecode(Decode_UNDEF);
integer t = UInt(Rt);
constant integer n = UInt(Rn);
constant integer m = UInt(Rm);
constant boolean wback = TRUE;
constant boolean nontemporal = FALSE;
constant boolean tagchecked = wback || n != 31;
```

Assembler Symbols

<Vt> Is the name of the first or only SIMD&FP register to be transferred, encoded in the "Rt" field.

<index>	For the "8-bit", "8-bit, immediate offset", and "8-bit, register offset" variants: is the element index, encoded in "Q:S:size". For the "16-bit", "16-bit, immediate offset", and "16-bit, register offset" variants: is the element index, encoded in "Q:S:size<1>". For the "32-bit", "32-bit, immediate offset", and "32-bit, register offset" variants: is the element index, encoded in "Q:S". For the "64-bit", "64-bit, immediate offset", and "64-bit, register offset" variants: is the element index, encoded in "Q".
<Xn SP>	Is the 64-bit name of the general-purpose base register or stack pointer, encoded in the "Rn" field.
<Xm>	Is the 64-bit name of the general-purpose post-index register, excluding XZR, encoded in the "Rm" field.

Shared Decode

```

bits(2) scale = opcode<2:1>;
constant integer selem = UInt(opcode<0>:R) + 1;
boolean replicate = FALSE;
integer index;

case scale of
  when '11'
    // load and replicate
    if L == '0' || S == '1' then EndOfDecode(Decode\_UNDEF);
    scale = size;
    replicate = TRUE;
  when '00'
    index = UInt(Q:S:size);          // B[0-15]
  when '01'
    if size<0> == '1' then EndOfDecode(Decode\_UNDEF);
    index = UInt(Q:S:size<1>);       // H[0-7]
  when '10'
    if size<1> == '1' then EndOfDecode(Decode\_UNDEF);
    if size<0> == '0' then
      index = UInt(Q:S);              // S[0-3]
    else
      if S == '1' then EndOfDecode(Decode\_UNDEF);
      index = UInt(Q);                // D[0-1]
      scale = '11';

constant integer datasize = 64 << UInt(Q);
constant integer esize = 8 << UInt(scale);

```

Operation

```
CheckFPAdvSIMDEnabled64();

bits(64) address;
bits(64) eaddr;
bits(64) offs;
bits(128) rval;
bits(esize) element;
constant integer ebytes = esize DIV 8;

constant boolean privileged = PSTATE.EL != ELO;
constant AccessDescriptor accdesc = CreateAccDescASIMD(MemOp\_STORE, nontemporal, tagchecked,
                                                    privileged);

if n == 31 then
    CheckSPAlignment();
    address = SP[64];
else
    address = X[n, 64];

offs = Zeros(64);

if replicate then
    // load and replicate to all elements
    for s = 0 to selem-1
        eaddr = AddressIncrement(address, offs, accdesc);
        element = Mem[eaddr, ebytes, accdesc];
        // replicate to fill 128- or 64-bit register
        V[t, datasize] = Replicate(element, datasize DIV esize);
        offs = offs + ebytes;
        t = (t + 1) MOD 32;
else
    // load/store one element per register
    for s = 0 to selem-1
        rval = V[t, 128];
        eaddr = AddressIncrement(address, offs, accdesc);
        // extract from one lane of 128-bit register
        Mem[eaddr, ebytes, accdesc] = Elem[rval, index, esize];
        offs = offs + ebytes;
        t = (t + 1) MOD 32;

if wback then
    if m != 31 then
        offs = X[m, 64];
    address = AddressAdd(address, offs, accdesc);
    if n == 31 then
        SP[64] = address;
    else
        X[n, 64] = address;
```

Operational information

If PSTATE.DIT is 1, the timing of this instruction is insensitive to the value of the data being loaded or stored.

Internal version only: aarchmrs v2025-03_rel, pseudocode v2025-03_rel ; Build timestamp: 2025-03-21T17:41

Copyright © 2010-2025 Arm Limited or its affiliates. All rights reserved. This document is Non-Confidential.

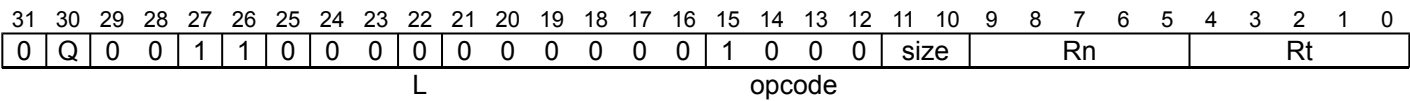
ST2 (multiple structures)

Store multiple 2-element structures from two registers

This instruction stores multiple 2-element structures from two SIMD&FP registers to memory, with interleaving. Every element of each register is stored.
Depending on the settings in the CPACR_EL1, CPTR_EL2, and CPTR_EL3 registers, and the current Security state and Exception level, an attempt to execute the instruction might be trapped.

It has encodings from 2 classes: [No offset](#) and [Post-index](#)

No offset (FEAT_AdvSIMD)



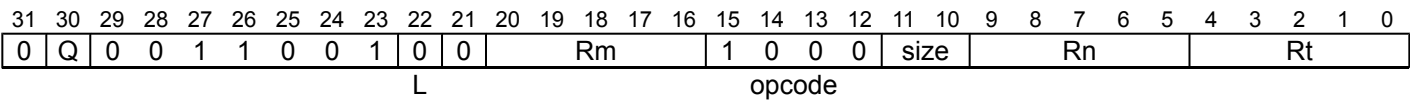
Encoding

ST2 { <Vt>.<T>, <Vt2>.<T> }, [<Xn|SP>]

Decode for this encoding

```
if !IsFeatureImplemented(FEAT_AdvSIMD) then EndOfDecode(Decode_UNDEF);
constant integer t = UInt(Rt);
constant integer n = UInt(Rn);
constant integer m = integer UNKNOWN;
constant boolean wback = FALSE;
constant boolean nontemporal = FALSE;
constant boolean tagchecked = wback || n != 31;
```

Post-index (FEAT_AdvSIMD)



Encoding for the Immediate offset variant

Applies when (Rm == 11111)

ST2 { <Vt>.<T>, <Vt2>.<T> }, [<Xn|SP>], <imm>

Encoding for the Register offset variant

Applies when (Rm != 11111)

ST2 { <Vt>.<T>, <Vt2>.<T> }, [<Xn|SP>], <Xm>

Decode for all variants of this encoding

```
if !IsFeatureImplemented(FEAT_AdvSIMD) then EndOfDecode(Decode_UNDEF);
constant integer t = UInt(Rt);
constant integer n = UInt(Rn);
constant integer m = UInt(Rm);
constant boolean wback = TRUE;
constant boolean nontemporal = FALSE;
constant boolean tagchecked = wback || n != 31;
```

Assembler Symbols

<Vt> Is the name of the first or only SIMD&FP register to be transferred, encoded in the "Rt" field.

<T> Is an arrangement specifier, encoded in “size:Q”:

size	Q	<T>
00	0	8B
00	1	16B
01	0	4H
01	1	8H
10	0	2S
10	1	4S
11	0	RESERVED
11	1	2D

<Vt2> Is the name of the second SIMD&FP register to be transferred, encoded as "Rt" plus 1 modulo 32.

<Xn|SP> Is the 64-bit name of the general-purpose base register or stack pointer, encoded in the "Rn" field.

<imm> Is the post-index immediate offset, encoded in “Q”:

Q	<imm>
0	#16
1	#32

<Xm> Is the 64-bit name of the general-purpose post-index register, excluding XZR, encoded in the "Rm" field.

Shared Decode

```
constant integer datasize = 64 << UInt(Q);
constant integer esize = 8 << UInt(size);
constant integer elements = datasize DIV esize;

constant integer rpt = 1;
constant integer selem = 2;

// .1D format only permitted with LD1 & ST1
if size:Q == '110' && selem != 1 then EndOfDecode(Decode_UNDEF);
```

Operation

```
CheckFPAdvSIMDEnabled64();

bits(64) address;
bits(64) eaddr;
bits(64) offs;
bits(datasize) rval;
integer tt;
constant integer ebytes = esize DIV 8;

constant boolean privileged = PSTATE.EL != ELO;
constant AccessDescriptor accdesc = CreateAccDescASIMD(MemOp\_STORE, nontemporal, tagchecked,
                                                    privileged);

if n == 31 then
    CheckSPAlignment();
    address = SP[64];
else
    address = X[n, 64];

offs = Zeros(64);
for r = 0 to rpt-1
    for e = 0 to elements-1
        tt = (t + r) MOD 32;
        for s = 0 to selem-1
            rval = V[tt, datasize];
            eaddr = AddressIncrement(address, offs, accdesc);
            Mem[eaddr, ebytes, accdesc] = Elem[rval, e, esize];
            offs = offs + ebytes;
            tt = (tt + 1) MOD 32;
if wback then
    if m != 31 then
        offs = X[m, 64];
    address = AddressAdd(address, offs, accdesc);
    if n == 31 then
        SP[64] = address;
    else
        X[n, 64] = address;
```

Operational information

If PSTATE.DIT is 1, the timing of this instruction is insensitive to the value of the data being loaded or stored.

Internal version only: aarchmrs v2025-03_rel, pseudocode v2025-03_rel ; Build timestamp: 2025-03-21T17:41

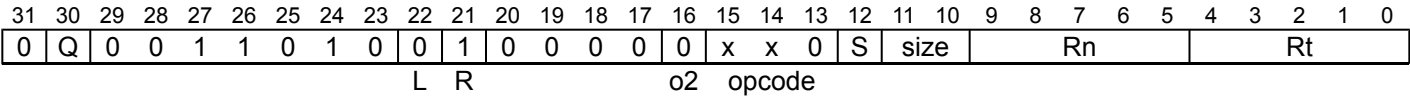
Copyright © 2010-2025 Arm Limited or its affiliates. All rights reserved. This document is Non-Confidential.

ST2 (single structure)

Store single 2-element structure from one lane of two registers

This instruction stores a 2-element structure to memory from corresponding elements of two SIMD&FP registers.
Depending on the settings in the CPACR_EL1, CPTR_EL2, and CPTR_EL3 registers, and the current Security state and Exception level, an attempt to execute the instruction might be trapped.
It has encodings from 2 classes: [No offset](#) and [Post-index](#)

No offset (FEAT_AdvSIMD)



Encoding for the 8-bit variant

Applies when (opcode == 000)

ST2 { <Vt>.B, <Vt2>.B }[<index>], [<Xn|SP>]

Encoding for the 16-bit variant

Applies when (opcode == 010 && size == x0)

ST2 { <Vt>.H, <Vt2>.H }[<index>], [<Xn|SP>]

Encoding for the 32-bit variant

Applies when (opcode == 100 && size == 00)

ST2 { <Vt>.S, <Vt2>.S }[<index>], [<Xn|SP>]

Encoding for the 64-bit variant

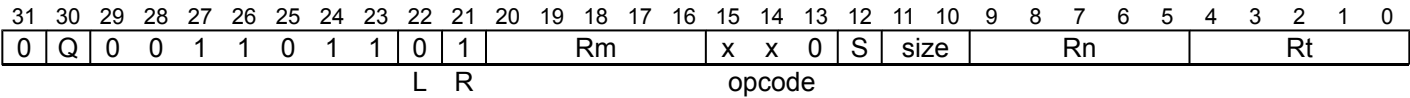
Applies when (opcode == 100 && S == 0 && size == 01)

ST2 { <Vt>.D, <Vt2>.D }[<index>], [<Xn|SP>]

Decode for all variants of this encoding

```
if !IsFeatureImplemented(FEAT_AdvSIMD) then EndOfDecode(Decode_UNDEF);
integer t = UInt(Rt);
constant integer n = UInt(Rn);
constant integer m = integer UNKNOWN;
constant boolean wback = FALSE;
constant boolean nontemporal = FALSE;
constant boolean tagchecked = wback || n != 31;
```

Post-index (FEAT_AdvSIMD)



Encoding for the 8-bit, immediate offset variant

Applies when (Rm == 11111 && opcode == 000)

```
ST2 { <Vt>.B, <Vt2>.B }[<index>], [<Xn|SP>], #2
```

Encoding for the 8-bit, register offset variant

Applies when (Rm != 11111 && opcode == 000)

```
ST2 { <Vt>.B, <Vt2>.B }[<index>], [<Xn|SP>], <Xm>
```

Encoding for the 16-bit, immediate offset variant

Applies when (Rm == 11111 && opcode == 010 && size == x0)

```
ST2 { <Vt>.H, <Vt2>.H }[<index>], [<Xn|SP>], #4
```

Encoding for the 16-bit, register offset variant

Applies when (Rm != 11111 && opcode == 010 && size == x0)

```
ST2 { <Vt>.H, <Vt2>.H }[<index>], [<Xn|SP>], <Xm>
```

Encoding for the 32-bit, immediate offset variant

Applies when (Rm == 11111 && opcode == 100 && size == 00)

```
ST2 { <Vt>.S, <Vt2>.S }[<index>], [<Xn|SP>], #8
```

Encoding for the 32-bit, register offset variant

Applies when (Rm != 11111 && opcode == 100 && size == 00)

```
ST2 { <Vt>.S, <Vt2>.S }[<index>], [<Xn|SP>], <Xm>
```

Encoding for the 64-bit, immediate offset variant

Applies when (Rm == 11111 && opcode == 100 && S == 0 && size == 01)

```
ST2 { <Vt>.D, <Vt2>.D }[<index>], [<Xn|SP>], #16
```

Encoding for the 64-bit, register offset variant

Applies when (Rm != 11111 && opcode == 100 && S == 0 && size == 01)

```
ST2 { <Vt>.D, <Vt2>.D }[<index>], [<Xn|SP>], <Xm>
```

Decode for all variants of this encoding

```
if !IsFeatureImplemented(FEAT_AdvSIMD) then EndOfDecode(Decode_UNDEF);
integer t = UInt(Rt);
constant integer n = UInt(Rn);
constant integer m = UInt(Rm);
constant boolean wback = TRUE;
constant boolean nontemporal = FALSE;
constant boolean tagchecked = wback || n != 31;
```

Assembler Symbols

<Vt> Is the name of the first or only SIMD&FP register to be transferred, encoded in the "Rt" field.

<Vt2>	Is the name of the second SIMD&FP register to be transferred, encoded as "Rt" plus 1 modulo 32.
<index>	For the "8-bit", "8-bit, immediate offset", and "8-bit, register offset" variants: is the element index, encoded in "Q:S:size". For the "16-bit", "16-bit, immediate offset", and "16-bit, register offset" variants: is the element index, encoded in "Q:S:size<1>". For the "32-bit", "32-bit, immediate offset", and "32-bit, register offset" variants: is the element index, encoded in "Q:S". For the "64-bit", "64-bit, immediate offset", and "64-bit, register offset" variants: is the element index, encoded in "Q".
<Xn SP>	Is the 64-bit name of the general-purpose base register or stack pointer, encoded in the "Rn" field.
<Xm>	Is the 64-bit name of the general-purpose post-index register, excluding XZR, encoded in the "Rm" field.

Shared Decode

```

bits(2) scale = opcode<2:1>;
constant integer selem = UInt(opcode<0>:R) + 1;
boolean replicate = FALSE;
integer index;

case scale of
  when '11'
    // load and replicate
    if L == '0' || S == '1' then EndOfDecode(Decode\_UNDEF);
    scale = size;
    replicate = TRUE;
  when '00'
    index = UInt(Q:S:size);          // B[0-15]
  when '01'
    if size<0> == '1' then EndOfDecode(Decode\_UNDEF);
    index = UInt(Q:S:size<1>);      // H[0-7]
  when '10'
    if size<1> == '1' then EndOfDecode(Decode\_UNDEF);
    if size<0> == '0' then
      index = UInt(Q:S);            // S[0-3]
    else
      if S == '1' then EndOfDecode(Decode\_UNDEF);
      index = UInt(Q);              // D[0-1]
      scale = '11';

constant integer datasize = 64 << UInt(Q);
constant integer esize = 8 << UInt(scale);

```

Operation

```
CheckFPAdvSIMDEnabled64();

bits(64) address;
bits(64) eaddr;
bits(64) offs;
bits(128) rval;
bits(esize) element;
constant integer ebytes = esize DIV 8;

constant boolean privileged = PSTATE.EL != ELO;
constant AccessDescriptor accdesc = CreateAccDescASIMD(MemOp\_STORE, nontemporal, tagchecked,
                                                    privileged);

if n == 31 then
    CheckSPAlignment();
    address = SP[64];
else
    address = X[n, 64];

offs = Zeros(64);

if replicate then
    // load and replicate to all elements
    for s = 0 to selem-1
        eaddr = AddressIncrement(address, offs, accdesc);
        element = Mem[eaddr, ebytes, accdesc];
        // replicate to fill 128- or 64-bit register
        V[t, datasize] = Replicate(element, datasize DIV esize);
        offs = offs + ebytes;
        t = (t + 1) MOD 32;
else
    // load/store one element per register
    for s = 0 to selem-1
        rval = V[t, 128];
        eaddr = AddressIncrement(address, offs, accdesc);
        // extract from one lane of 128-bit register
        Mem[eaddr, ebytes, accdesc] = Elem[rval, index, esize];
        offs = offs + ebytes;
        t = (t + 1) MOD 32;

if wback then
    if m != 31 then
        offs = X[m, 64];
    address = AddressAdd(address, offs, accdesc);
    if n == 31 then
        SP[64] = address;
    else
        X[n, 64] = address;
```

Operational information

If PSTATE.DIT is 1, the timing of this instruction is insensitive to the value of the data being loaded or stored.

Internal version only: aarchmrs v2025-03_rel, pseudocode v2025-03_rel ; Build timestamp: 2025-03-21T17:41

Copyright © 2010-2025 Arm Limited or its affiliates. All rights reserved. This document is Non-Confidential.

ST3 (multiple structures)

Store multiple 3-element structures from three registers

This instruction stores multiple 3-element structures to memory from three SIMD&FP registers, with interleaving. Every element of each register is stored

Depending on the settings in the CPACR_EL1, CPTR_EL2, and CPTR_EL3 registers, and the current Security state and Exception level, an attempt to execute the instruction might be trapped.

It has encodings from 2 classes: **No offset** and **Post-index**

No offset

(FEAT_AdvSIMD)

31	30	29	28	27	26	25	24	23	22	21	20	19	18	17	16	15	14	13	12	11	10	9	8	7	6	5	4	3	2	1	0
0	Q	0	0	1	1	0	0	0	0	0	0	0	0	0	0	0	1	0	0	size	Rn					Rt					
L																opcode															

Encoding

ST3 { <Vt>.<T>, <Vt2>.<T>, <Vt3>.<T> }, [<Xn | SP>]

Decode for this encoding

```
if !IsFeatureImplemented(FEAT_AdvSIMD) then EndOfDecode(Decode_UNDEF);
constant integer t = UInt(Rt);
constant integer n = UInt(Rn);
constant integer m = integer UNKNOWN;
constant boolean wback = FALSE;
constant boolean nontemporal = FALSE;
constant boolean tagchecked = wback || n != 31;
```

Post-index

(FEAT_AdvSIMD)

31	30	29	28	27	26	25	24	23	22	21	20	19	18	17	16	15	14	13	12	11	10	9	8	7	6	5	4	3	2	1	0
0	Q	0	0	1	1	0	0	1	0	0	Rm				0	1	0	0	size		Rn				Rt						
L										opcode																					

Encoding for the Immediate offset variant

Applies when (Rm == 11111)

ST3 { <Vt>.<T>, <Vt2>.<T>, <Vt3>.<T> }, [<Xn|SP>], <imm>

Encoding for the Register offset variant

Applies when (Rm != 11111)

$$\text{ST3} \{ \langle \text{Vt} \rangle . \langle \text{T} \rangle, \langle \text{Vt2} \rangle . \langle \text{T} \rangle, \langle \text{Vt3} \rangle . \langle \text{T} \rangle \}, [\langle \text{Xn} | \text{SP} \rangle], \langle \text{Xm} \rangle$$

Decode for all variants of this encoding

```
if !IsFeatureImplemented(FEAT_AdvSIMD) then EndOfDecode(Decode\_UNDEF);
constant integer t = UInt(Rt);
constant integer n = UInt(Rn);
constant integer m = UInt(Rm);
constant boolean wback = TRUE;
constant boolean nontemporal = FALSE;
constant boolean tagchecked = wback || n != 31;
```

Assembler Symbols

<Vt> Is the name of the first or only SIMD&FP register to be transferred, encoded in the "Rt" field.

<T> Is an arrangement specifier, encoded in “size:Q”:

size	Q	<T>
00	0	8B
00	1	16B
01	0	4H
01	1	8H
10	0	2S
10	1	4S
11	0	RESERVED
11	1	2D

<Vt2> Is the name of the second SIMD&FP register to be transferred, encoded as "Rt" plus 1 modulo 32.

<Vt3> Is the name of the third SIMD&FP register to be transferred, encoded as "Rt" plus 2 modulo 32.

<Xn|SP> Is the 64-bit name of the general-purpose base register or stack pointer, encoded in the "Rn" field.

<imm> Is the post-index immediate offset, encoded in “Q”:

Q	<imm>
0	#24
1	#48

<Xm> Is the 64-bit name of the general-purpose post-index register, excluding XZR, encoded in the "Rm" field.

Shared Decode

```
constant integer datasize = 64 << UInt(Q);
constant integer esize = 8 << UInt(size);
constant integer elements = datasize DIV esize;

constant integer rpt = 1;
constant integer selem = 3;

// .1D format only permitted with LD1 & ST1
if size:Q == '110' && selem != 1 then EndOfDecode(Decode_UNDEF);
```

Operation

```
CheckFPAdvSIMDEnabled64();

bits(64) address;
bits(64) eaddr;
bits(64) offs;
bits(datasize) rval;
integer tt;
constant integer ebytes = esize DIV 8;

constant boolean privileged = PSTATE.EL != ELO;
constant AccessDescriptor accdesc = CreateAccDescASIMD(MemOp\_STORE, nontemporal, tagchecked,
                                                    privileged);

if n == 31 then
    CheckSPAlignment();
    address = SP[64];
else
    address = X[n, 64];

offs = Zeros(64);
for r = 0 to rpt-1
    for e = 0 to elements-1
        tt = (t + r) MOD 32;
        for s = 0 to selem-1
            rval = V[tt, datasize];
            eaddr = AddressIncrement(address, offs, accdesc);
            Mem[eaddr, ebytes, accdesc] = Elem[rval, e, esize];
            offs = offs + ebytes;
            tt = (tt + 1) MOD 32;
if wback then
    if m != 31 then
        offs = X[m, 64];
    address = AddressAdd(address, offs, accdesc);
    if n == 31 then
        SP[64] = address;
    else
        X[n, 64] = address;
```

Operational information

If PSTATE.DIT is 1, the timing of this instruction is insensitive to the value of the data being loaded or stored.

Internal version only: aarchmrs v2025-03_rel, pseudocode v2025-03_rel ; Build timestamp: 2025-03-21T17:41

Copyright © 2010-2025 Arm Limited or its affiliates. All rights reserved. This document is Non-Confidential.

ST3 (single structure)

Store single 3-element structure from one lane of three registers

This instruction stores a 3-element structure to memory from corresponding elements of three SIMD&FP registers.

Depending on the settings in the CPACR_EL1, CPTR_EL2, and CPTR_EL3 registers, and the current Security state and Exception level, an attempt to execute the instruction might be trapped.

It has encodings from 2 classes: [No offset](#) and [Post-index](#)

No offset (FEAT_AdvSIMD)

31	30	29	28	27	26	25	24	23	22	21	20	19	18	17	16	15	14	13	12	11	10	9	8	7	6	5	4	3	2	1	0
0	Q	0	0	1	1	0	1	0	0	0	0	0	0	0	0	x	x	1	S	size	Rn					Rt					
L R										o2 opcode																					

Encoding for the 8-bit variant

Applies when (opcode == 001)

ST3 { <Vt>.B, <Vt2>.B, <Vt3>.B }[<index>], [<Xn|SP>]

Encoding for the 16-bit variant

Applies when (opcode == 011 && size == x0)

ST3 { <Vt>.H, <Vt2>.H, <Vt3>.H }[<index>], [<Xn|SP>]

Encoding for the 32-bit variant

Applies when (opcode == 101 && size == 00)

ST3 { <Vt>.S, <Vt2>.S, <Vt3>.S }[<index>], [<Xn|SP>]

Encoding for the 64-bit variant

Applies when (opcode == 101 && S == 0 && size == 01)

ST3 { <Vt>.D, <Vt2>.D, <Vt3>.D }[<index>], [<Xn|SP>]

Decode for all variants of this encoding

```
if !IsFeatureImplemented(FEAT_AdvSIMD) then EndOfDecode(Decode_UNDEF);
integer t = UInt(Rt);
constant integer n = UInt(Rn);
constant integer m = integer UNKNOWN;
constant boolean wback = FALSE;
constant boolean nontemporal = FALSE;
constant boolean tagchecked = wback || n != 31;
```

Post-index (FEAT_AdvSIMD)

31	30	29	28	27	26	25	24	23	22	21	20	19	18	17	16	15	14	13	12	11	10	9	8	7	6	5	4	3	2	1	0
0	Q	0	0	1	1	0	1	1	0	0	Rm					x	x	1	S	size	Rn					Rt					
L R										opcode																					

Encoding for the 8-bit, immediate offset variant

Applies when (Rm == 11111 && opcode == 001)

```
ST3 { <Vt>.B, <Vt2>.B, <Vt3>.B }[<index>], [<Xn|SP>], #3
```

Encoding for the 8-bit, register offset variant

Applies when (Rm != 11111 && opcode == 001)

```
ST3 { <Vt>.B, <Vt2>.B, <Vt3>.B }[<index>], [<Xn|SP>], <Xm>
```

Encoding for the 16-bit, immediate offset variant

Applies when (Rm == 11111 && opcode == 011 && size == x0)

```
ST3 { <Vt>.H, <Vt2>.H, <Vt3>.H }[<index>], [<Xn|SP>], #6
```

Encoding for the 16-bit, register offset variant

Applies when (Rm != 11111 && opcode == 011 && size == x0)

```
ST3 { <Vt>.H, <Vt2>.H, <Vt3>.H }[<index>], [<Xn|SP>], <Xm>
```

Encoding for the 32-bit, immediate offset variant

Applies when (Rm == 11111 && opcode == 101 && size == 00)

```
ST3 { <Vt>.S, <Vt2>.S, <Vt3>.S }[<index>], [<Xn|SP>], #12
```

Encoding for the 32-bit, register offset variant

Applies when (Rm != 11111 && opcode == 101 && size == 00)

```
ST3 { <Vt>.S, <Vt2>.S, <Vt3>.S }[<index>], [<Xn|SP>], <Xm>
```

Encoding for the 64-bit, immediate offset variant

Applies when (Rm == 11111 && opcode == 101 && S == 0 && size == 01)

```
ST3 { <Vt>.D, <Vt2>.D, <Vt3>.D }[<index>], [<Xn|SP>], #24
```

Encoding for the 64-bit, register offset variant

Applies when (Rm != 11111 && opcode == 101 && S == 0 && size == 01)

```
ST3 { <Vt>.D, <Vt2>.D, <Vt3>.D }[<index>], [<Xn|SP>], <Xm>
```

Decode for all variants of this encoding

```
if !IsFeatureImplemented(FEAT_AdvSIMD) then EndOfDecode(Decode_UNDEF);
integer t = UInt(Rt);
constant integer n = UInt(Rn);
constant integer m = UInt(Rm);
constant boolean wback = TRUE;
constant boolean nontemporal = FALSE;
constant boolean tagchecked = wback || n != 31;
```

Assembler Symbols

<Vt> Is the name of the first or only SIMD&FP register to be transferred, encoded in the "Rt" field.

<Vt2>	Is the name of the second SIMD&FP register to be transferred, encoded as "Rt" plus 1 modulo 32.
<Vt3>	Is the name of the third SIMD&FP register to be transferred, encoded as "Rt" plus 2 modulo 32.
<index>	For the "8-bit", "8-bit, immediate offset", and "8-bit, register offset" variants: is the element index, encoded in "Q:S:size". For the "16-bit", "16-bit, immediate offset", and "16-bit, register offset" variants: is the element index, encoded in "Q:S:size<1>". For the "32-bit", "32-bit, immediate offset", and "32-bit, register offset" variants: is the element index, encoded in "Q:S". For the "64-bit", "64-bit, immediate offset", and "64-bit, register offset" variants: is the element index, encoded in "Q".
<Xn SP>	Is the 64-bit name of the general-purpose base register or stack pointer, encoded in the "Rn" field.
<Xm>	Is the 64-bit name of the general-purpose post-index register, excluding XZR, encoded in the "Rm" field.

Shared Decode

```

bits(2) scale = opcode<2:1>;
constant integer selem = UInt(opcode<0>:R) + 1;
boolean replicate = FALSE;
integer index;

case scale of
  when '11'
    // load and replicate
    if L == '0' || S == '1' then EndOfDecode(Decode\_UNDEF);
    scale = size;
    replicate = TRUE;
  when '00'
    index = UInt(Q:S:size);          // B[0-15]
  when '01'
    if size<0> == '1' then EndOfDecode(Decode\_UNDEF);
    index = UInt(Q:S:size<1>);      // H[0-7]
  when '10'
    if size<1> == '1' then EndOfDecode(Decode\_UNDEF);
    if size<0> == '0' then
      index = UInt(Q:S);            // S[0-3]
    else
      if S == '1' then EndOfDecode(Decode\_UNDEF);
      index = UInt(Q);              // D[0-1]
      scale = '11';

constant integer datasize = 64 << UInt(Q);
constant integer esize = 8 << UInt(scale);

```


Operation

```
CheckFPAdvSIMDEnabled64();

bits(64) address;
bits(64) eaddr;
bits(64) offs;
bits(128) rval;
bits(esize) element;
constant integer ebytes = esize DIV 8;

constant boolean privileged = PSTATE.EL != ELO;
constant AccessDescriptor accdesc = CreateAccDescASIMD(MemOp\_STORE, nontemporal, tagchecked,
                                                    privileged);

if n == 31 then
    CheckSPAlignment();
    address = SP[64];
else
    address = X[n, 64];

offs = Zeros(64);

if replicate then
    // load and replicate to all elements
    for s = 0 to selem-1
        eaddr = AddressIncrement(address, offs, accdesc);
        element = Mem[eaddr, ebytes, accdesc];
        // replicate to fill 128- or 64-bit register
        V[t, datasize] = Replicate(element, datasize DIV esize);
        offs = offs + ebytes;
        t = (t + 1) MOD 32;
else
    // load/store one element per register
    for s = 0 to selem-1
        rval = V[t, 128];
        eaddr = AddressIncrement(address, offs, accdesc);
        // extract from one lane of 128-bit register
        Mem[eaddr, ebytes, accdesc] = Elem[rval, index, esize];
        offs = offs + ebytes;
        t = (t + 1) MOD 32;

if wback then
    if m != 31 then
        offs = X[m, 64];
    address = AddressAdd(address, offs, accdesc);
    if n == 31 then
        SP[64] = address;
    else
        X[n, 64] = address;
```

Operational information

If PSTATE.DIT is 1, the timing of this instruction is insensitive to the value of the data being loaded or stored.

Internal version only: aarchmrs v2025-03_rel, pseudocode v2025-03_rel ; Build timestamp: 2025-03-21T17:41

Copyright © 2010-2025 Arm Limited or its affiliates. All rights reserved. This document is Non-Confidential.

ST4 (multiple structures)

Store multiple 4-element structures from four registers

This instruction stores multiple 4-element structures to memory from four SIMD&FP registers, with interleaving. Every element of each register is stored.
Depending on the settings in the CPACR_EL1, CPTR_EL2, and CPTR_EL3 registers, and the current Security state and Exception level, an attempt to execute the instruction might be trapped.

It has encodings from 2 classes: [No offset](#) and [Post-index](#)

No offset (FEAT_AdvSIMD)

31	30	29	28	27	26	25	24	23	22	21	20	19	18	17	16	15	14	13	12	11	10	9	8	7	6	5	4	3	2	1	0
0	Q	0	0	1	1	0	0	0	0	0	0	0	0	0	0	0	0	0	0	size	Rn				Rt						
L																opcode															

Encoding

ST4 { <Vt>.<T>, <Vt2>.<T>, <Vt3>.<T>, <Vt4>.<T> }, [<Xn|SP>]

Decode for this encoding

```
if !IsFeatureImplemented(FEAT_AdvSIMD) then EndOfDecode(Decode_UNDEF);
constant integer t = UInt(Rt);
constant integer n = UInt(Rn);
constant integer m = integer UNKNOWN;
constant boolean wback = FALSE;
constant boolean nontemporal = FALSE;
constant boolean tagchecked = wback || n != 31;
```

Post-index (FEAT_AdvSIMD)

31	30	29	28	27	26	25	24	23	22	21	20	19	18	17	16	15	14	13	12	11	10	9	8	7	6	5	4	3	2	1	0
0	Q	0	0	1	1	0	0	1	0	0	Rm				0	0	0	0	size	Rn				Rt							
L																opcode															

Encoding for the Immediate offset variant

Applies when (Rm == 11111)

ST4 { <Vt>.<T>, <Vt2>.<T>, <Vt3>.<T>, <Vt4>.<T> }, [<Xn|SP>], <imm>

Encoding for the Register offset variant

Applies when (Rm != 11111)

ST4 { <Vt>.<T>, <Vt2>.<T>, <Vt3>.<T>, <Vt4>.<T> }, [<Xn|SP>], <Xm>

Decode for all variants of this encoding

```
if !IsFeatureImplemented(FEAT_AdvSIMD) then EndOfDecode(Decode_UNDEF);
constant integer t = UInt(Rt);
constant integer n = UInt(Rn);
constant integer m = UInt(Rm);
constant boolean wback = TRUE;
constant boolean nontemporal = FALSE;
constant boolean tagchecked = wback || n != 31;
```

Assembler Symbols

- <Vt>

Is the name of the first or only SIMD&FP register to be transferred, encoded in the "Rt" field.
- <T>

Is an arrangement specifier, encoded in “size:Q”:

size	Q	<T>
00	0	8B
00	1	16B
01	0	4H
01	1	8H
10	0	2S
10	1	4S
11	0	RESERVED
11	1	2D

- <Vt2>

Is the name of the second SIMD&FP register to be transferred, encoded as "Rt" plus 1 modulo 32.
- <Vt3>

Is the name of the third SIMD&FP register to be transferred, encoded as "Rt" plus 2 modulo 32.
- <Vt4>

Is the name of the fourth SIMD&FP register to be transferred, encoded as "Rt" plus 3 modulo 32.
- <Xn|SP>

Is the 64-bit name of the general-purpose base register or stack pointer, encoded in the "Rn" field.
- <imm>

Is the post-index immediate offset, encoded in “Q”:

Q	<imm>
0	#32
1	#64

- <Xm>

Is the 64-bit name of the general-purpose post-index register, excluding XZR, encoded in the "Rm" field.

Shared Decode

```
constant integer datasize = 64 << UInt(Q);
constant integer esize = 8 << UInt(size);
constant integer elements = datasize DIV esize;

constant integer rpt = 1;
constant integer selem = 4;

// .1D format only permitted with LD1 & ST1
if size:Q == '110' && selem != 1 then EndOfDecode(Decode\_UNDEF);
```

Operation

```
CheckFPAdvSIMDEnabled64();

bits(64) address;
bits(64) eaddr;
bits(64) offs;
bits(datasize) rval;
integer tt;
constant integer ebytes = esize DIV 8;

constant boolean privileged = PSTATE.EL != ELO;
constant AccessDescriptor accdesc = CreateAccDescASIMD(MemOp\_STORE, nontemporal, tagchecked,
                                                    privileged);

if n == 31 then
    CheckSPAlignment();
    address = SP[64];
else
    address = X[n, 64];

offs = Zeros(64);
for r = 0 to rpt-1
    for e = 0 to elements-1
        tt = (t + r) MOD 32;
        for s = 0 to selem-1
            rval = V[tt, datasize];
            eaddr = AddressIncrement(address, offs, accdesc);
            Mem[eaddr, ebytes, accdesc] = Elem[rval, e, esize];
            offs = offs + ebytes;
            tt = (tt + 1) MOD 32;
if wback then
    if m != 31 then
        offs = X[m, 64];
    address = AddressAdd(address, offs, accdesc);
    if n == 31 then
        SP[64] = address;
    else
        X[n, 64] = address;
```

Operational information

If PSTATE.DIT is 1, the timing of this instruction is insensitive to the value of the data being loaded or stored.

Internal version only: aarchmrs v2025-03_rel, pseudocode v2025-03_rel ; Build timestamp: 2025-03-21T17:41

Copyright © 2010-2025 Arm Limited or its affiliates. All rights reserved. This document is Non-Confidential.

ST4 (single structure)

Store single 4-element structure from one lane of four registers

This instruction stores a 4-element structure to memory from corresponding elements of four SIMD&FP registers.
Depending on the settings in the CPACR_EL1, CPTR_EL2, and CPTR_EL3 registers, and the current Security state and Exception level, an attempt to execute the instruction might be trapped.
It has encodings from 2 classes: [No offset](#) and [Post-index](#)

No offset (FEAT_AdvSIMD)

31	30	29	28	27	26	25	24	23	22	21	20	19	18	17	16	15	14	13	12	11	10	9	8	7	6	5	4	3	2	1	0
0	Q	0	0	1	1	0	1	0	0	1	0	0	0	0	0	x	x	1	S	size	Rn				Rt						
L										R	o2 opcode																				

Encoding for the 8-bit variant

Applies when (opcode == 001)

ST4 { <Vt>.B, <Vt2>.B, <Vt3>.B, <Vt4>.B }[<index>], [<Xn|SP>]

Encoding for the 16-bit variant

Applies when (opcode == 011 && size == x0)

ST4 { <Vt>.H, <Vt2>.H, <Vt3>.H, <Vt4>.H }[<index>], [<Xn|SP>]

Encoding for the 32-bit variant

Applies when (opcode == 101 && size == 00)

ST4 { <Vt>.S, <Vt2>.S, <Vt3>.S, <Vt4>.S }[<index>], [<Xn|SP>]

Encoding for the 64-bit variant

Applies when (opcode == 101 && S == 0 && size == 01)

ST4 { <Vt>.D, <Vt2>.D, <Vt3>.D, <Vt4>.D }[<index>], [<Xn|SP>]

Decode for all variants of this encoding

```
if !IsFeatureImplemented(FEAT_AdvSIMD) then EndOfDecode(Decode_UNDEF);
integer t = UInt(Rt);
constant integer n = UInt(Rn);
constant integer m = integer UNKNOWN;
constant boolean wback = FALSE;
constant boolean nontemporal = FALSE;
constant boolean tagchecked = wback || n != 31;
```

Post-index (FEAT_AdvSIMD)

31	30	29	28	27	26	25	24	23	22	21	20	19	18	17	16	15	14	13	12	11	10	9	8	7	6	5	4	3	2	1	0
0	Q	0	0	1	1	0	1	1	0	1	Rm				x	x	1	S	size	Rn				Rt							
L										R	opcode																				

Encoding for the 8-bit, immediate offset variant

Applies when (Rm == 11111 && opcode == 001)

```
ST4 { <Vt>.B, <Vt2>.B, <Vt3>.B, <Vt4>.B }[<index>], [<Xn|SP>], #4
```

Encoding for the 8-bit, register offset variant

Applies when (Rm != 11111 && opcode == 001)

```
ST4 { <Vt>.B, <Vt2>.B, <Vt3>.B, <Vt4>.B }[<index>], [<Xn|SP>], <Xm>
```

Encoding for the 16-bit, immediate offset variant

Applies when (Rm == 11111 && opcode == 011 && size == x0)

```
ST4 { <Vt>.H, <Vt2>.H, <Vt3>.H, <Vt4>.H }[<index>], [<Xn|SP>], #8
```

Encoding for the 16-bit, register offset variant

Applies when (Rm != 11111 && opcode == 011 && size == x0)

```
ST4 { <Vt>.H, <Vt2>.H, <Vt3>.H, <Vt4>.H }[<index>], [<Xn|SP>], <Xm>
```

Encoding for the 32-bit, immediate offset variant

Applies when (Rm == 11111 && opcode == 101 && size == 00)

```
ST4 { <Vt>.S, <Vt2>.S, <Vt3>.S, <Vt4>.S }[<index>], [<Xn|SP>], #16
```

Encoding for the 32-bit, register offset variant

Applies when (Rm != 11111 && opcode == 101 && size == 00)

```
ST4 { <Vt>.S, <Vt2>.S, <Vt3>.S, <Vt4>.S }[<index>], [<Xn|SP>], <Xm>
```

Encoding for the 64-bit, immediate offset variant

Applies when (Rm == 11111 && opcode == 101 && S == 0 && size == 01)

```
ST4 { <Vt>.D, <Vt2>.D, <Vt3>.D, <Vt4>.D }[<index>], [<Xn|SP>], #32
```

Encoding for the 64-bit, register offset variant

Applies when (Rm != 11111 && opcode == 101 && S == 0 && size == 01)

```
ST4 { <Vt>.D, <Vt2>.D, <Vt3>.D, <Vt4>.D }[<index>], [<Xn|SP>], <Xm>
```

Decode for all variants of this encoding

```
if !IsFeatureImplemented(FEAT_AdvSIMD) then EndOfDecode(Decode_UNDEF);
integer t = UInt(Rt);
constant integer n = UInt(Rn);
constant integer m = UInt(Rm);
constant boolean wback = TRUE;
constant boolean nontemporal = FALSE;
constant boolean tagchecked = wback || n != 31;
```

Assembler Symbols

<Vt> Is the name of the first or only SIMD&FP register to be transferred, encoded in the "Rt" field.

<Vt2>	Is the name of the second SIMD&FP register to be transferred, encoded as "Rt" plus 1 modulo 32.
<Vt3>	Is the name of the third SIMD&FP register to be transferred, encoded as "Rt" plus 2 modulo 32.
<Vt4>	Is the name of the fourth SIMD&FP register to be transferred, encoded as "Rt" plus 3 modulo 32.
<index>	For the "8-bit", "8-bit, immediate offset", and "8-bit, register offset" variants: is the element index, encoded in "Q:S:size". For the "16-bit", "16-bit, immediate offset", and "16-bit, register offset" variants: is the element index, encoded in "Q:S:size<1>". For the "32-bit", "32-bit, immediate offset", and "32-bit, register offset" variants: is the element index, encoded in "Q:S". For the "64-bit", "64-bit, immediate offset", and "64-bit, register offset" variants: is the element index, encoded in "Q".
<Xn SP>	Is the 64-bit name of the general-purpose base register or stack pointer, encoded in the "Rn" field.
<Xm>	Is the 64-bit name of the general-purpose post-index register, excluding XZR, encoded in the "Rm" field.

Shared Decode

```

bits(2) scale = opcode<2:1>;
constant integer selem = UInt(opcode<0>:R) + 1;
boolean replicate = FALSE;
integer index;

case scale of
  when '11'
    // load and replicate
    if L == '0' || S == '1' then EndOfDecode(Decode_UNDEF);
    scale = size;
    replicate = TRUE;
  when '00'
    index = UInt(Q:S:size);          // B[0-15]
  when '01'
    if size<0> == '1' then EndOfDecode(Decode_UNDEF);
    index = UInt(Q:S:size<1>);      // H[0-7]
  when '10'
    if size<1> == '1' then EndOfDecode(Decode_UNDEF);
    if size<0> == '0' then
      index = UInt(Q:S);            // S[0-3]
    else
      if S == '1' then EndOfDecode(Decode_UNDEF);
      index = UInt(Q);              // D[0-1]
      scale = '11';

constant integer datasize = 64 << UInt(Q);
constant integer esize = 8 << UInt(scale);

```

Operation

```
CheckFPAdvSIMDEnabled64();

bits(64) address;
bits(64) eaddr;
bits(64) offs;
bits(128) rval;
bits(esize) element;
constant integer ebytes = esize DIV 8;

constant boolean privileged = PSTATE.EL != ELO;
constant AccessDescriptor accdesc = CreateAccDescASIMD(MemOp\_STORE, nontemporal, tagchecked,
                                                    privileged);

if n == 31 then
    CheckSPAlignment();
    address = SP[64];
else
    address = X[n, 64];

offs = Zeros(64);

if replicate then
    // load and replicate to all elements
    for s = 0 to selem-1
        eaddr = AddressIncrement(address, offs, accdesc);
        element = Mem[eaddr, ebytes, accdesc];
        // replicate to fill 128- or 64-bit register
        V[t, datasize] = Replicate(element, datasize DIV esize);
        offs = offs + ebytes;
        t = (t + 1) MOD 32;
else
    // load/store one element per register
    for s = 0 to selem-1
        rval = V[t, 128];
        eaddr = AddressIncrement(address, offs, accdesc);
        // extract from one lane of 128-bit register
        Mem[eaddr, ebytes, accdesc] = Elem[rval, index, esize];
        offs = offs + ebytes;
        t = (t + 1) MOD 32;

if wback then
    if m != 31 then
        offs = X[m, 64];
    address = AddressAdd(address, offs, accdesc);
    if n == 31 then
        SP[64] = address;
    else
        X[n, 64] = address;
```

Operational information

If PSTATE.DIT is 1, the timing of this instruction is insensitive to the value of the data being loaded or stored.

Internal version only: aarchmrs v2025-03_rel, pseudocode v2025-03_rel ; Build timestamp: 2025-03-21T17:41

Copyright © 2010-2025 Arm Limited or its affiliates. All rights reserved. This document is Non-Confidential.

STBFADD, STBFADDL

BFloat16 floating-point atomic add in memory, without return

This instruction atomically loads a 16-bit value from memory, adds it to the BFloat16 value held in a register, and stores the result back to memory.

- STBFADDL stores to memory with release semantics.
- STBFADD has no release semantics.

This instruction:

- Disables alternative floating-point behaviors, as if FPCR.AH is 0.
- Generates only the default NaN, as if FPCR.DN is 1.
- Does not modify the cumulative FPSR exception bits (IDC, IXC, UFC, OFC, DZC, and IOC).
- Disables trapped floating-point exceptions, as if the FPCR trap enable bits (IDE, IXE, UFE, OFE, DZE, and IOE) are all zero.

For more information about memory ordering semantics, see [Load-Acquire, Store-Release](#).

For information about addressing modes, see [Load/Store addressing modes](#).

Floating-point
(FEAT_LSFE)

31	30	29	28	27	26	25	24	23	22	21	20	19	18	17	16	15	14	13	12	11	10	9	8	7	6	5	4	3	2	1	0
0	0	1	1	1	1	0	0	0	R	1	Rs				1	0	0	0	0	0	Rn				1	1	1	1	1		
size				VR				A				o3				opc								Rt							

Encoding for the No memory ordering variant

Applies when (R == 0)

```
STBFADD <Hs>, [<Xn|SP>]
```

Encoding for the Release variant

Applies when (R == 1)

```
STBFADDL <Hs>, [<Xn|SP>]
```

Decode for all variants of this encoding

```
if !IsFeatureImplemented(FEAT_LSFE) then EndOfDecode(Decode_UNDEF);

constant integer s = UInt(Rs);
constant integer n = UInt(Rn);

constant integer datasize = 16;
constant boolean acquire = FALSE;
constant boolean release = R == '1';
constant boolean tagchecked = n != 31;
```

Assembler Symbols

- <Hs>

Is the 16-bit name of the SIMD&FP register holding the data value to be operated on with the contents of the memory location, encoded in the "Rs" field.
- <Xn|SP>

Is the 64-bit name of the general-purpose base register or stack pointer, encoded in the "Rn" field.

Operation

```
CheckFPEEnabled64();
bits(64) address;
bits(datasize) value;
bits(datasize) data;
constant AccessDescriptor accdesc = CreateAccDescFPAtomicOp(MemAtomicOp\_BFADD, acquire,
                                                         release, tagchecked);

value = V[s, datasize];
if n == 31 then
    CheckSPAlignment();
    address = SP[64];
else
    address = X[n, 64];

constant bits(datasize) comparevalue = bits(datasize) UNKNOWN; // Irrelevant when not executing CAS
data = MemAtomic(address, comparevalue, value, accdesc);
```

Internal version only: aarchmrs v2025-03_rel, pseudocode v2025-03_rel ; Build timestamp: 2025-03-21T17:41

Copyright © 2010-2025 Arm Limited or its affiliates. All rights reserved. This document is Non-Confidential.

STBFMAX, STBFMAXL

BFloat16 floating-point atomic maximum in memory, without return

This instruction atomically loads a 16-bit value from memory, computes the BFloat16 maximum with the value held in a register, and stores the result back to memory.

- STBFMAXL stores to memory with release semantics.
- STBFMAX has no release semantics.

This instruction:

- Disables alternative floating-point behaviors, as if FPCR.AH is 0.
- Generates only the default NaN, as if FPCR.DN is 1.
- Does not modify the cumulative FPSR exception bits (IDC, IXC, UFC, OFC, DZC, and IOC).
- Disables trapped floating-point exceptions, as if the FPCR trap enable bits (IDE, IXE, UFE, OFE, DZE, and IOE) are all zero.

For more information about memory ordering semantics, see [Load-Acquire, Store-Release](#).

For information about addressing modes, see [Load/Store addressing modes](#).

Floating-point (FEAT_LSFE)

31	30	29	28	27	26	25	24	23	22	21	20	19	18	17	16	15	14	13	12	11	10	9	8	7	6	5	4	3	2	1	0
0	0	1	1	1	1	0	0	0	R	1	Rs				1	1	0	0	0	0	Rn				1	1	1	1	1		
size				VR				A				o3				opc				Rt											

Encoding for the No memory ordering variant

Applies when (R == 0)

```
STBFMAX <Hs>, [<Xn|SP>]
```

Encoding for the Release variant

Applies when (R == 1)

```
STBFMAXL <Hs>, [<Xn|SP>]
```

Decode for all variants of this encoding

```
if !IsFeatureImplemented(FEAT_LSFE) then EndOfDecode(Decode_UNDEF);

constant integer s = UInt(Rs);
constant integer n = UInt(Rn);

constant integer datasize = 16;
constant boolean acquire = FALSE;
constant boolean release = R == '1';
constant boolean tagchecked = n != 31;
```

Assembler Symbols

- <Hs>

Is the 16-bit name of the SIMD&FP register holding the data value to be operated on with the contents of the memory location, encoded in the "Rs" field.
- <Xn|SP>

Is the 64-bit name of the general-purpose base register or stack pointer, encoded in the "Rn" field.

Operation

```
CheckFPEEnabled64();
bits(64) address;
bits(datasize) value;
bits(datasize) data;
constant AccessDescriptor accdesc = CreateAccDescFPAtomicOp(MemAtomicOp\_BFMAX, acquire,
                                                         release, tagchecked);

value = V[s, datasize];
if n == 31 then
    CheckSPAlignment();
    address = SP[64];
else
    address = X[n, 64];

constant bits(datasize) comparevalue = bits(datasize) UNKNOWN; // Irrelevant when not executing CAS
data = MemAtomic(address, comparevalue, value, accdesc);
```

Internal version only: aarchmrs v2025-03_rel, pseudocode v2025-03_rel ; Build timestamp: 2025-03-21T17:41

Copyright © 2010-2025 Arm Limited or its affiliates. All rights reserved. This document is Non-Confidential.

STBFMAXNM, STBFMAXNML

BFloat16 floating-point atomic maximum number in memory, without return

This instruction atomically loads a 16-bit value from memory, computes the BFloat16 maximum number with the value held in a register, and stores the result back to memory.

- STBFMAXNML stores to memory with release semantics.
- STBFMAXNM has no release semantics.

This instruction:

- Disables alternative floating-point behaviors, as if FPCR.AH is 0.
- Generates only the default NaN, as if FPCR.DN is 1.
- Does not modify the cumulative FPSR exception bits (IDC, IXC, UFC, OFC, DZC, and IOC).
- Disables trapped floating-point exceptions, as if the FPCR trap enable bits (IDE, IXE, UFE, OFE, DZE, and IOE) are all zero.

For more information about memory ordering semantics, see [Load-Acquire, Store-Release](#).

For information about addressing modes, see [Load/Store addressing modes](#).

Floating-point (FEAT_LSFE)

31	30	29	28	27	26	25	24	23	22	21	20	19	18	17	16	15	14	13	12	11	10	9	8	7	6	5	4	3	2	1	0
0	0	1	1	1	1	0	0	0	R	1	Rs				1	1	1	0	0	0	Rn				1	1	1	1	1		
size				VR				A				o3				opc				Rt											

Encoding for the No memory ordering variant

Applies when (R == 0)

```
STBFMAXNM <Hs>, [<Xn|SP>]
```

Encoding for the Release variant

Applies when (R == 1)

```
STBFMAXNML <Hs>, [<Xn|SP>]
```

Decode for all variants of this encoding

```
if !IsFeatureImplemented(FEAT_LSFE) then EndOfDecode(Decode_UNDEF);

constant integer s = UInt(Rs);
constant integer n = UInt(Rn);

constant integer datasize = 16;
constant boolean acquire = FALSE;
constant boolean release = R == '1';
constant boolean tagchecked = n != 31;
```

Assembler Symbols

- <Hs>
- Is the 16-bit name of the SIMD&FP register holding the data value to be operated on with the contents of the memory location, encoded in the "Rs" field.
- <Xn|SP>
- Is the 64-bit name of the general-purpose base register or stack pointer, encoded in the "Rn" field.

Operation

```
CheckFPEEnabled64();
bits(64) address;
bits(datasize) value;
bits(datasize) data;
constant AccessDescriptor accdesc = CreateAccDescFPAtomicOp(MemAtomicOp\_BFMAXNM, acquire,
                                                         release, tagchecked);

value = V[s, datasize];
if n == 31 then
    CheckSPAlignment();
    address = SP[64];
else
    address = X[n, 64];

constant bits(datasize) comparevalue = bits(datasize) UNKNOWN; // Irrelevant when not executing CAS
data = MemAtomic(address, comparevalue, value, accdesc);
```

Internal version only: aarchmrs v2025-03_rel, pseudocode v2025-03_rel ; Build timestamp: 2025-03-21T17:41

Copyright © 2010-2025 Arm Limited or its affiliates. All rights reserved. This document is Non-Confidential.

STBFMIN, STBFMINL

BFloat16 floating-point atomic minimum in memory, without return

This instruction atomically loads a 16-bit value from memory, computes the BFloat16 minimum with the value held in a register, and stores the result back to memory.

- STBFMINL stores to memory with release semantics.
- STBFMIN has no release semantics.

This instruction:

- Disables alternative floating-point behaviors, as if FPCR.AH is 0.
- Generates only the default NaN, as if FPCR.DN is 1.
- Does not modify the cumulative FPSR exception bits (IDC, IXC, UFC, OFC, DZC, and IOC).
- Disables trapped floating-point exceptions, as if the FPCR trap enable bits (IDE, IXE, UFE, OFE, DZE, and IOE) are all zero.

For more information about memory ordering semantics, see [Load-Acquire, Store-Release](#).

For information about addressing modes, see [Load/Store addressing modes](#).

Floating-point (FEAT_LSFE)

31	30	29	28	27	26	25	24	23	22	21	20	19	18	17	16	15	14	13	12	11	10	9	8	7	6	5	4	3	2	1	0
0	0	1	1	1	1	0	0	0	R	1	Rs				1	1	0	1	0	0	Rn				1	1	1	1	1		
size				VR				A				o3				opc				Rt											

Encoding for the No memory ordering variant

Applies when (R == 0)

```
STBFMIN <Hs>, [<Xn|SP>]
```

Encoding for the Release variant

Applies when (R == 1)

```
STBFMINL <Hs>, [<Xn|SP>]
```

Decode for all variants of this encoding

```
if !IsFeatureImplemented(FEAT_LSFE) then EndOfDecode(Decode_UNDEF);

constant integer s = UInt(Rs);
constant integer n = UInt(Rn);

constant integer datasize = 16;
constant boolean acquire = FALSE;
constant boolean release = R == '1';
constant boolean tagchecked = n != 31;
```

Assembler Symbols

- <Hs>

Is the 16-bit name of the SIMD&FP register holding the data value to be operated on with the contents of the memory location, encoded in the "Rs" field.
- <Xn|SP>

Is the 64-bit name of the general-purpose base register or stack pointer, encoded in the "Rn" field.

Operation

```
CheckFPEEnabled64();
bits(64) address;
bits(datasize) value;
bits(datasize) data;
constant AccessDescriptor accdesc = CreateAccDescFPAtomicOp(MemAtomicOp\_BFMIN, acquire,
                                                         release, tagchecked);

value = V[s, datasize];
if n == 31 then
    CheckSPAlignment();
    address = SP[64];
else
    address = X[n, 64];

constant bits(datasize) comparevalue = bits(datasize) UNKNOWN; // Irrelevant when not executing CAS
data = MemAtomic(address, comparevalue, value, accdesc);
```

Internal version only: aarchmrs v2025-03_rel, pseudocode v2025-03_rel ; Build timestamp: 2025-03-21T17:41

Copyright © 2010-2025 Arm Limited or its affiliates. All rights reserved. This document is Non-Confidential.

STBFMINNM, STBFMINNML

BFloat16 floating-point atomic minimum number in memory, without return

This instruction atomically loads a 16-bit value from memory, computes the BFloat16 minimum number with the value held in a register, and stores the result back to memory.

- STBFMINNML stores to memory with release semantics.
- STBFMINNM has no release semantics.

This instruction:

- Disables alternative floating-point behaviors, as if FPCR.AH is 0.
- Generates only the default NaN, as if FPCR.DN is 1.
- Does not modify the cumulative FPSR exception bits (IDC, IXC, UFC, OFC, DZC, and IOC).
- Disables trapped floating-point exceptions, as if the FPCR trap enable bits (IDE, IXE, UFE, OFE, DZE, and IOE) are all zero.

For more information about memory ordering semantics, see [Load-Acquire, Store-Release](#).

For information about addressing modes, see [Load/Store addressing modes](#).

Floating-point (FEAT_LSFE)

31	30	29	28	27	26	25	24	23	22	21	20	19	18	17	16	15	14	13	12	11	10	9	8	7	6	5	4	3	2	1	0
0	0	1	1	1	1	0	0	0	R	1	Rs				1	1	1	1	0	0	Rn				1	1	1	1	1		
size				VR				A				o3				opc				Rt											

Encoding for the No memory ordering variant

Applies when (R == 0)

```
STBFMINNM <Hs>, [<Xn|SP>]
```

Encoding for the Release variant

Applies when (R == 1)

```
STBFMINNML <Hs>, [<Xn|SP>]
```

Decode for all variants of this encoding

```
if !IsFeatureImplemented(FEAT_LSFE) then EndOfDecode(Decode_UNDEF);

constant integer s = UInt(Rs);
constant integer n = UInt(Rn);

constant integer datasize = 16;
constant boolean acquire = FALSE;
constant boolean release = R == '1';
constant boolean tagchecked = n != 31;
```

Assembler Symbols

- <Hs>
- Is the 16-bit name of the SIMD&FP register holding the data value to be operated on with the contents of the memory location, encoded in the "Rs" field.
- <Xn|SP>
- Is the 64-bit name of the general-purpose base register or stack pointer, encoded in the "Rn" field.

Operation

```
CheckFPEEnabled64();  
bits(64) address;  
bits(datasize) value;  
bits(datasize) data;  
constant AccessDescriptor accdesc = CreateAccDescFPAtomicOp(MemAtomicOp\_BFMINNM, acquire,  
release, tagchecked);  
  
value = V[s, datasize];  
if n == 31 then  
    CheckSPAlignment();  
    address = SP[64];  
else  
    address = X[n, 64];  
  
constant bits(datasize) comparevalue = bits(datasize) UNKNOWN; // Irrelevant when not executing CAS  
data = MemAtomic(address, comparevalue, value, accdesc);
```

Internal version only: aarchmrs v2025-03_rel, pseudocode v2025-03_rel ; Build timestamp: 2025-03-21T17:41

Copyright © 2010-2025 Arm Limited or its affiliates. All rights reserved. This document is Non-Confidential.

STFADD, STFADDL

Floating-point atomic add in memory, without return

This instruction atomically loads a 16-bit, 32-bit, or 64-bit value from memory, performs a floating-point add with the value held in a register, and stores the result back to memory.

- STFADDL stores to memory with release semantics.
- STFADD has no release semantics.

This instruction:

- Disables alternative floating-point behaviors, as if FPCR.AH is 0.
- Generates only the default NaN, as if FPCR.DN is 1.
- Does not modify the cumulative FPSR exception bits (IDC, IXC, UFC, OFC, DZC, and IOC).
- Disables trapped floating-point exceptions, as if the FPCR trap enable bits (IDE, IXE, UFE, OFE, DZE, and IOE) are all zero.

For more information about memory ordering semantics, see [Load-Acquire, Store-Release](#).

For information about addressing modes, see [Load/Store addressing modes](#).

Floating-point (FEAT_LSFE)

31	30	29	28	27	26	25	24	23	22	21	20	19	18	17	16	15	14	13	12	11	10	9	8	7	6	5	4	3	2	1	0
size	1	1	1	1	0	0	0	R	1	Rs					1	0	0	0	0	0	Rn					1	1	1	1	1	
VR					A					o3					opc					Rt											

Encoding for the Half-precision no memory ordering variant

Applies when (size == 01 && R == 0)

```
STFADD <Hs>, [<Xn|SP>]
```

Encoding for the Half-precision release variant

Applies when (size == 01 && R == 1)

```
STFADDL <Hs>, [<Xn|SP>]
```

Encoding for the Single-precision no memory ordering variant

Applies when (size == 10 && R == 0)

```
STFADD <Ss>, [<Xn|SP>]
```

Encoding for the Single-precision release variant

Applies when (size == 10 && R == 1)

```
STFADDL <Ss>, [<Xn|SP>]
```

Encoding for the Double-precision no memory ordering variant

Applies when (size == 11 && R == 0)

```
STFADD <Ds>, [<Xn|SP>]
```

Encoding for the Double-precision release variant

Applies when (size == 11 && R == 1)

```
STFADDL <Ds>, [<Xn|SP>]
```

Decode for all variants of this encoding

```
if !IsFeatureImplemented(FEAT_LSFE) then EndOfDecode(Decode_UNDEF);  
  
constant integer s = UInt(Rs);  
constant integer n = UInt(Rn);  
  
constant integer datasize = 8 << UInt(size);  
constant boolean acquire = FALSE;  
constant boolean release = R == '1';  
constant boolean tagchecked = n != 31;
```

Assembler Symbols

<Hs>	Is the 16-bit name of the SIMD&FP register holding the data value to be operated on with the contents of the memory location, encoded in the "Rs" field.
<Xn SP>	Is the 64-bit name of the general-purpose base register or stack pointer, encoded in the "Rn" field.
<Ss>	Is the 32-bit name of the SIMD&FP register holding the data value to be operated on with the contents of the memory location, encoded in the "Rs" field.
<Ds>	Is the 64-bit name of the SIMD&FP register holding the data value to be operated on with the contents of the memory location, encoded in the "Rs" field.

Operation

```
CheckFPEEnabled64();
bits(64) address;
bits(datasize) value;
bits(datasize) data;
constant AccessDescriptor accdesc = CreateAccDescFPAtomicOp(MemAtomicOp_FPADD, acquire,
                                                                release, tagchecked);

value = V[s, datasize];
if n == 31 then
    CheckSPAlignment();
    address = SP[64];
else
    address = X[n, 64];

constant bits(datasize) comparevalue = bits(datasize) UNKNOWN; // Irrelevant when not executing CAS
data = MemAtomic(address, comparevalue, value, accdesc);
```

Internal version only: aarchmrs v2025-03_rel, pseudocode v2025-03_rel ; Build timestamp: 2025-03-21T17:41

Copyright © 2010-2025 Arm Limited or its affiliates. All rights reserved. This document is Non-Confidential.

STFMAX, STFMAXL

Floating-point atomic maximum in memory, without return

This instruction atomically loads a 16-bit, 32-bit, or 64-bit value from memory, computes the floating-point maximum with the value held in a register, and stores the result back to memory.

- STFMAXL stores to memory with release semantics.
- STFMAX has no release semantics.

This instruction:

- Disables alternative floating-point behaviors, as if FPCR.AH is 0.
- Generates only the default NaN, as if FPCR.DN is 1.
- Does not modify the cumulative FPSR exception bits (IDC, IXC, UFC, OFC, DZC, and IOC).
- Disables trapped floating-point exceptions, as if the FPCR trap enable bits (IDE, IXE, UFE, OFE, DZE, and IOE) are all zero.

For more information about memory ordering semantics, see [Load-Acquire, Store-Release](#).

For information about addressing modes, see [Load/Store addressing modes](#).

Floating-point (FEAT_LSFE)

31	30	29	28	27	26	25	24	23	22	21	20	19	18	17	16	15	14	13	12	11	10	9	8	7	6	5	4	3	2	1	0	
size	1	1	1	1	0	0	0	R	1	Rs						1	1	0	0	0	0	Rn						1	1	1	1	1
VR						A			o3						opc						Rt											

Encoding for the Half-precision no memory ordering variant

Applies when (size == 01 && R == 0)

```
STFMAX <Hs>, [<Xn|SP>]
```

Encoding for the Half-precision release variant

Applies when (size == 01 && R == 1)

```
STFMAXL <Hs>, [<Xn|SP>]
```

Encoding for the Single-precision no memory ordering variant

Applies when (size == 10 && R == 0)

```
STFMAX <Ss>, [<Xn|SP>]
```

Encoding for the Single-precision release variant

Applies when (size == 10 && R == 1)

```
STFMAXL <Ss>, [<Xn|SP>]
```

Encoding for the Double-precision no memory ordering variant

Applies when (size == 11 && R == 0)

```
STFMAX <Ds>, [<Xn|SP>]
```

Encoding for the Double-precision release variant

Applies when (size == 11 && R == 1)

```
STFMAXL <Ds>, [<Xn|SP>]
```

Decode for all variants of this encoding

```
if !IsFeatureImplemented(FEAT_LSFE) then EndOfDecode(Decode_UNDEF);  
  
constant integer s = UInt(Rs);  
constant integer n = UInt(Rn);  
  
constant integer datasize = 8 << UInt(size);  
constant boolean acquire = FALSE;  
constant boolean release = R == '1';  
constant boolean tagchecked = n != 31;
```

Assembler Symbols

<Hs>	Is the 16-bit name of the SIMD&FP register holding the data value to be operated on with the contents of the memory location, encoded in the "Rs" field.
<Xn SP>	Is the 64-bit name of the general-purpose base register or stack pointer, encoded in the "Rn" field.
<Ss>	Is the 32-bit name of the SIMD&FP register holding the data value to be operated on with the contents of the memory location, encoded in the "Rs" field.
<Ds>	Is the 64-bit name of the SIMD&FP register holding the data value to be operated on with the contents of the memory location, encoded in the "Rs" field.

Operation

```
CheckFPEEnabled64();
bits(64) address;
bits(datasize) value;
bits(datasize) data;
constant AccessDescriptor accdesc = CreateAccDescFPAtomicOp(MemAtomicOp_FPMAX, acquire,
                                                                release, tagchecked);

value = V[s, datasize];
if n == 31 then
    CheckSPAlignment();
    address = SP[64];
else
    address = X[n, 64];

constant bits(datasize) comparevalue = bits(datasize) UNKNOWN; // Irrelevant when not executing CAS
data = MemAtomic(address, comparevalue, value, accdesc);
```

Internal version only: aarchmrs v2025-03_rel, pseudocode v2025-03_rel ; Build timestamp: 2025-03-21T17:41

Copyright © 2010-2025 Arm Limited or its affiliates. All rights reserved. This document is Non-Confidential.

STFMAXNM, STFMAXNML

Floating-point atomic maximum number in memory, without return

This instruction atomically loads a 16-bit, 32-bit, or 64-bit value from memory, computes the floating-point maximum number with the value held in a register, and stores the result back to memory.

- STFMAXNML stores to memory with release semantics.
- STFMAXNM has no release semantics.

This instruction:

- Disables alternative floating-point behaviors, as if FPCR.AH is 0.
- Generates only the default NaN, as if FPCR.DN is 1.
- Does not modify the cumulative FPSR exception bits (IDC, IXC, UFC, OFC, DZC, and IOC).
- Disables trapped floating-point exceptions, as if the FPCR trap enable bits (IDE, IXE, UFE, OFE, DZE, and IOE) are all zero.

For more information about memory ordering semantics, see [Load-Acquire, Store-Release](#).

For information about addressing modes, see [Load/Store addressing modes](#).

Floating-point (FEAT_LSFE)

31	30	29	28	27	26	25	24	23	22	21	20	19	18	17	16	15	14	13	12	11	10	9	8	7	6	5	4	3	2	1	0	
size	1	1	1	1	0	0	0	R	1	Rs						1	1	1	0	0	0	Rn						1	1	1	1	1
VR						A			o3						opc						Rt											

Encoding for the Half-precision no memory ordering variant

Applies when (size == 01 && R == 0)

```
STFMAXNM <Hs>, [<Xn|SP>]
```

Encoding for the Half-precision release variant

Applies when (size == 01 && R == 1)

```
STFMAXNML <Hs>, [<Xn|SP>]
```

Encoding for the Single-precision no memory ordering variant

Applies when (size == 10 && R == 0)

```
STFMAXNM <Ss>, [<Xn|SP>]
```

Encoding for the Single-precision release variant

Applies when (size == 10 && R == 1)

```
STFMAXNML <Ss>, [<Xn|SP>]
```

Encoding for the Double-precision no memory ordering variant

Applies when (size == 11 && R == 0)

```
STFMAXNM <Ds>, [<Xn|SP>]
```

Encoding for the Double-precision release variant

Applies when (size == 11 && R == 1)

```
STFMAXNML <Ds>, [<Xn|SP>]
```

Decode for all variants of this encoding

```
if !IsFeatureImplemented(FEAT_LSFE) then EndOfDecode(Decode_UNDEF);

constant integer s = UInt(Rs);
constant integer n = UInt(Rn);

constant integer datasize = 8 << UInt(size);
constant boolean acquire = FALSE;
constant boolean release = R == '1';
constant boolean tagchecked = n != 31;
```

Assembler Symbols

<Hs>	Is the 16-bit name of the SIMD&FP register holding the data value to be operated on with the contents of the memory location, encoded in the "Rs" field.
<Xn SP>	Is the 64-bit name of the general-purpose base register or stack pointer, encoded in the "Rn" field.
<Ss>	Is the 32-bit name of the SIMD&FP register holding the data value to be operated on with the contents of the memory location, encoded in the "Rs" field.
<Ds>	Is the 64-bit name of the SIMD&FP register holding the data value to be operated on with the contents of the memory location, encoded in the "Rs" field.

Operation

```
CheckFPEEnabled64();  
bits(64) address;  
bits(datasize) value;  
bits(datasize) data;  
constant AccessDescriptor accdesc = CreateAccDescFPAtomicOp(MemAtomicOp\_FPMAXNM, acquire,  
release, tagchecked);  
  
value = V[s, datasize];  
if n == 31 then  
    CheckSPAlignment();  
    address = SP[64];  
else  
    address = X[n, 64];  
  
constant bits(datasize) comparevalue = bits(datasize) UNKNOWN; // Irrelevant when not executing CAS  
data = MemAtomic(address, comparevalue, value, accdesc);
```

Internal version only: aarchmrs v2025-03_rel, pseudocode v2025-03_rel ; Build timestamp: 2025-03-21T17:41

Copyright © 2010-2025 Arm Limited or its affiliates. All rights reserved. This document is Non-Confidential.

STFMIN, STFMINL

Floating-point atomic minimum in memory, without return

This instruction atomically loads a 16-bit, 32-bit, or 64-bit value from memory, computes the floating-point minimum with the value held in a register, and stores the result back to memory.

- STFMINL stores to memory with release semantics.
- STFMIN has no release semantics.

This instruction:

- Disables alternative floating-point behaviors, as if FPCR.AH is 0.
- Generates only the default NaN, as if FPCR.DN is 1.
- Does not modify the cumulative FPSR exception bits (IDC, IXC, UFC, OFC, DZC, and IOC).
- Disables trapped floating-point exceptions, as if the FPCR trap enable bits (IDE, IXE, UFE, OFE, DZE, and IOE) are all zero.

For more information about memory ordering semantics, see [Load-Acquire, Store-Release](#).

For information about addressing modes, see [Load/Store addressing modes](#).

Floating-point (FEAT_LSFE)

31	30	29	28	27	26	25	24	23	22	21	20	19	18	17	16	15	14	13	12	11	10	9	8	7	6	5	4	3	2	1	0	
size	1	1	1	1	0	0	0	R	1	Rs						1	1	0	1	0	0	Rn						1	1	1	1	1
VR						A			o3						opc						Rt											

Encoding for the Half-precision no memory ordering variant

Applies when (size == 01 && R == 0)

```
STFMIN <Hs>, [<Xn|SP>]
```

Encoding for the Half-precision release variant

Applies when (size == 01 && R == 1)

```
STFMINL <Hs>, [<Xn|SP>]
```

Encoding for the Single-precision no memory ordering variant

Applies when (size == 10 && R == 0)

```
STFMIN <Ss>, [<Xn|SP>]
```

Encoding for the Single-precision release variant

Applies when (size == 10 && R == 1)

```
STFMINL <Ss>, [<Xn|SP>]
```

Encoding for the Double-precision no memory ordering variant

Applies when (size == 11 && R == 0)

```
STFMIN <Ds>, [<Xn|SP>]
```

Encoding for the Double-precision release variant

Applies when (size == 11 && R == 1)

```
STFMINL <Ds>, [<Xn|SP>]
```

Decode for all variants of this encoding

```
if !IsFeatureImplemented(FEAT_LSFE) then EndOfDecode(Decode_UNDEF);

constant integer s = UInt(Rs);
constant integer n = UInt(Rn);

constant integer datasize = 8 << UInt(size);
constant boolean acquire = FALSE;
constant boolean release = R == '1';
constant boolean tagchecked = n != 31;
```

Assembler Symbols

<Hs>	Is the 16-bit name of the SIMD&FP register holding the data value to be operated on with the contents of the memory location, encoded in the "Rs" field.
<Xn SP>	Is the 64-bit name of the general-purpose base register or stack pointer, encoded in the "Rn" field.
<Ss>	Is the 32-bit name of the SIMD&FP register holding the data value to be operated on with the contents of the memory location, encoded in the "Rs" field.
<Ds>	Is the 64-bit name of the SIMD&FP register holding the data value to be operated on with the contents of the memory location, encoded in the "Rs" field.

Operation

```
CheckFPEEnabled64();  
bits(64) address;  
bits(datasize) value;  
bits(datasize) data;  
constant AccessDescriptor accdesc = CreateAccDescFPAtomicOp(MemAtomicOp\_FPMIN, acquire,  
release, tagchecked);  
  
value = V[s, datasize];  
if n == 31 then  
    CheckSPAlignment();  
    address = SP[64];  
else  
    address = X[n, 64];  
  
constant bits(datasize) comparevalue = bits(datasize) UNKNOWN; // Irrelevant when not executing CAS  
data = MemAtomic(address, comparevalue, value, accdesc);
```

Internal version only: aarchmrs v2025-03_rel, pseudocode v2025-03_rel ; Build timestamp: 2025-03-21T17:41

Copyright © 2010-2025 Arm Limited or its affiliates. All rights reserved. This document is Non-Confidential.

STFMINNM, STFMINNML

Floating-point atomic minimum number in memory, without return

This instruction atomically loads a 16-bit, 32-bit, or 64-bit value from memory, computes the floating-point minimum number with the value held in a register, and stores the result back to memory.

- STFMINNML stores to memory with release semantics.
- STFMINNM has no release semantics.

This instruction:

- Disables alternative floating-point behaviors, as if FPCR.AH is 0.
- Generates only the default NaN, as if FPCR.DN is 1.
- Does not modify the cumulative FPSR exception bits (IDC, IXC, UFC, OFC, DZC, and IOC).
- Disables trapped floating-point exceptions, as if the FPCR trap enable bits (IDE, IXE, UFE, OFE, DZE, and IOE) are all zero.

For more information about memory ordering semantics, see [Load-Acquire, Store-Release](#).

For information about addressing modes, see [Load/Store addressing modes](#).

Floating-point (FEAT_LSFE)

31	30	29	28	27	26	25	24	23	22	21	20	19	18	17	16	15	14	13	12	11	10	9	8	7	6	5	4	3	2	1	0
size	1	1	1	1	0	0	0	R	1	Rs					1	1	1	1	0	0	Rn					1	1	1	1	1	
VR					A					o3					opc					Rt											

Encoding for the Half-precision no memory ordering variant

Applies when (size == 01 && R == 0)

```
STFMINNM <Hs>, [<Xn|SP>]
```

Encoding for the Half-precision release variant

Applies when (size == 01 && R == 1)

```
STFMINNML <Hs>, [<Xn|SP>]
```

Encoding for the Single-precision no memory ordering variant

Applies when (size == 10 && R == 0)

```
STFMINNM <Ss>, [<Xn|SP>]
```

Encoding for the Single-precision release variant

Applies when (size == 10 && R == 1)

```
STFMINNML <Ss>, [<Xn|SP>]
```

Encoding for the Double-precision no memory ordering variant

Applies when (size == 11 && R == 0)

```
STFMINNM <Ds>, [<Xn|SP>]
```

Encoding for the Double-precision release variant

Applies when (size == 11 && R == 1)

```
STFMINNML <Ds>, [<Xn|SP>]
```

Decode for all variants of this encoding

```
if !IsFeatureImplemented(FEAT_LSFE) then EndOfDecode(Decode_UNDEF);  
  
constant integer s = UInt(Rs);  
constant integer n = UInt(Rn);  
  
constant integer datasize = 8 << UInt(size);  
constant boolean acquire = FALSE;  
constant boolean release = R == '1';  
constant boolean tagchecked = n != 31;
```

Assembler Symbols

<Hs>	Is the 16-bit name of the SIMD&FP register holding the data value to be operated on with the contents of the memory location, encoded in the "Rs" field.
<Xn SP>	Is the 64-bit name of the general-purpose base register or stack pointer, encoded in the "Rn" field.
<Ss>	Is the 32-bit name of the SIMD&FP register holding the data value to be operated on with the contents of the memory location, encoded in the "Rs" field.
<Ds>	Is the 64-bit name of the SIMD&FP register holding the data value to be operated on with the contents of the memory location, encoded in the "Rs" field.

Operation

```
CheckFPEEnabled64();  
bits(64) address;  
bits(datasize) value;  
bits(datasize) data;  
constant AccessDescriptor accdesc = CreateAccDescFPAtomicOp(MemAtomicOp\_FPMINNM, acquire,  
release, tagchecked);  
  
value = V[s, datasize];  
if n == 31 then  
    CheckSPAlignment();  
    address = SP[64];  
else  
    address = X[n, 64];  
  
constant bits(datasize) comparevalue = bits(datasize) UNKNOWN; // Irrelevant when not executing CAS  
data = MemAtomic(address, comparevalue, value, accdesc);
```

Internal version only: aarchmrs v2025-03_rel, pseudocode v2025-03_rel ; Build timestamp: 2025-03-21T17:41

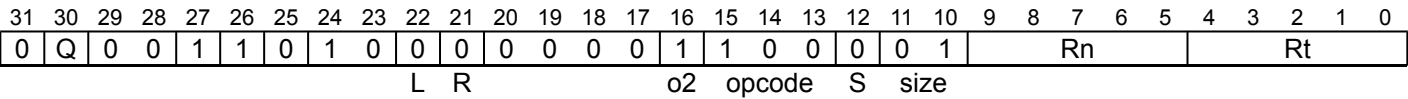
Copyright © 2010-2025 Arm Limited or its affiliates. All rights reserved. This document is Non-Confidential.

STL1 (SIMD&FP)

Store-release a single-element structure from one lane of one register

This instruction stores the specified element of a SIMD&FP register to memory.
The instruction also has memory ordering semantics, as described in *Load-Acquire, Load-AcquirePC, and Store-Release*. For information about addressing modes, see *Load/Store addressing modes*.
Depending on the settings in the CPACR_EL1, CPTR_EL2, and CPTR_EL3 registers, and the current Security state and Exception level, an attempt to execute the instruction might be trapped.

64-bit (FEAT_AdvSIMD && FEAT_LRCPC3)



Encoding

STL1 { <Vt>.D } [<index>], [<Xn|SP>]

Decode for this encoding

```
if !IsFeatureImplemented(FEAT_AdvSIMD) || !IsFeatureImplemented(FEAT_LRCPC3) then
    EndOfDecode(Decode_UNDEF);
integer t = UInt(Rt);
constant integer n = UInt(Rn);
constant integer m = integer UNKNOWN;
constant boolean wback = FALSE;
constant boolean nontemporal = FALSE;
constant boolean tagchecked = wback || n != 31;
```

Assembler Symbols

- <Vt> Is the name of the first or only SIMD&FP register to be transferred, encoded in the "Rt" field.
- <index> Is the element index, encoded in "Q".
- <Xn|SP> Is the 64-bit name of the general-purpose base register or stack pointer, encoded in the "Rn" field.

Shared Decode

```
bits(2) scale = opcode<2:1>;
constant integer selem = UInt(opcode<0>:R) + 1;
boolean replicate = FALSE;
integer index;

case scale of
  when '11'
    // load and replicate
    if L == '0' || S == '1' then EndOfDecode(Decode\_UNDEF);
    scale = size;
    replicate = TRUE;
  when '00'
    index = UInt(Q:S:size);          // B[0-15]
  when '01'
    if size<0> == '1' then EndOfDecode(Decode\_UNDEF);
    index = UInt(Q:S:size<1>);      // H[0-7]
  when '10'
    if size<1> == '1' then EndOfDecode(Decode\_UNDEF);
    if size<0> == '0' then
      index = UInt(Q:S);            // S[0-3]
    else
      if S == '1' then EndOfDecode(Decode\_UNDEF);
      index = UInt(Q);              // D[0-1]
      scale = '11';

constant integer datasize = 64 << UInt(Q);
constant integer esize = 8 << UInt(scale);
```

Operation

```
CheckFPAdvSIMDEnabled64();

bits(64) address;
bits(64) eaddr;
bits(64) offs;
bits(128) rval;
bits(esize) element;
constant integer ebytes = esize DIV 8;

constant AccessDescriptor accdesc = CreateAccDescASIMDAcqRel(MemOp\_STORE, tagchecked);

if n == 31 then
    CheckSPAlignment();
    address = SP[64];
else
    address = X[n, 64];

offs = Zeros(64);

if replicate then
    // load and replicate to all elements
    for s = 0 to selem-1
        eaddr = AddressIncrement(address, offs, accdesc);
        element = Mem[eaddr, ebytes, accdesc];
        // replicate to fill 128- or 64-bit register
        V[t, datasize] = Replicate(element, datasize DIV esize);
        offs = offs + ebytes;
        t = (t + 1) MOD 32;
else
    // load/store one element per register
    for s = 0 to selem-1
        rval = V[t, 128];
        eaddr = AddressIncrement(address, offs, accdesc);
        // extract from one lane of 128-bit register
        Mem[eaddr, ebytes, accdesc] = Elem[rval, index, esize];
        offs = offs + ebytes;
        t = (t + 1) MOD 32;

if wback then
    if m != 31 then
        offs = X[m, 64];
    address = AddressAdd(address, offs, accdesc);
    if n == 31 then
        SP[64] = address;
    else
        X[n, 64] = address;
```

Operational information

If PSTATE.DIT is 1, the timing of this instruction is insensitive to the value of the data being loaded or stored.

Internal version only: aarchmrs v2025-03_rel, pseudocode v2025-03_rel ; Build timestamp: 2025-03-21T17:41

Copyright © 2010-2025 Arm Limited or its affiliates. All rights reserved. This document is Non-Confidential.

STLUR (SIMD&FP)

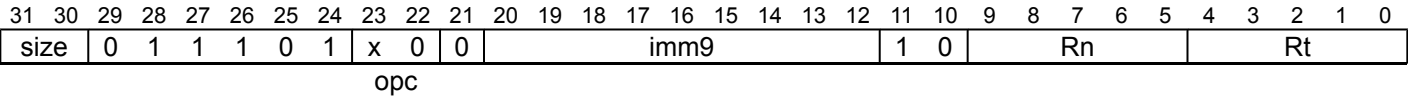
Store-release SIMD&FP register (unscaled offset)

This instruction stores a single SIMD&FP register to memory. The address that is used for the store is calculated from a base register value and an optional immediate offset.

The instruction has memory ordering semantics, as described in *Load-Acquire, Load-AcquirePC, and Store-Release*.

Depending on the settings in the CPACR_EL1, CPTR_EL2, and CPTR_EL3 registers, and the current Security state and Exception level, an attempt to execute the instruction might be trapped.

Unscaled offset (FEAT_FP && FEAT_LRCPC3)



Encoding for the 8-bit variant

Applies when (size == 00 && opc == 00)

```
STLUR <Bt>, [<Xn|SP>{, #<sim>}]
```

Encoding for the 16-bit variant

Applies when (size == 01 && opc == 00)

```
STLUR <Ht>, [<Xn|SP>{, #<sim>}]
```

Encoding for the 32-bit variant

Applies when (size == 10 && opc == 00)

```
STLUR <St>, [<Xn|SP>{, #<sim>}]
```

Encoding for the 64-bit variant

Applies when (size == 11 && opc == 00)

```
STLUR <Dt>, [<Xn|SP>{, #<sim>}]
```

Encoding for the 128-bit variant

Applies when (size == 00 && opc == 10)

```
STLUR <Qt>, [<Xn|SP>{, #<sim>}]
```

Decode for all variants of this encoding

```
if !IsFeatureImplemented(FEAT_FP) || !IsFeatureImplemented(FEAT_LRCPC3) then
    EndOfDecode(Decode_UNDEF);
if opc<1> == '1' && size != '00' then EndOfDecode(Decode_UNDEF);
constant integer scale = if opc<1> == '1' then 4 else UInt(size);
constant bits(64) offset = SignExtend(imm9, 64);
```

Assembler Symbols

<Bt> Is the 8-bit name of the SIMD&FP register to be transferred, encoded in the "Rt" field.

<Xn SP>	Is the 64-bit name of the general-purpose base register or stack pointer, encoded in the "Rn" field.
<imm>	Is the optional signed immediate byte offset, in the range -256 to 255, defaulting to 0 and encoded in the "imm9" field.
<Ht>	Is the 16-bit name of the SIMD&FP register to be transferred, encoded in the "Rt" field.
<St>	Is the 32-bit name of the SIMD&FP register to be transferred, encoded in the "Rt" field.
<Dt>	Is the 64-bit name of the SIMD&FP register to be transferred, encoded in the "Rt" field.
<Qt>	Is the 128-bit name of the SIMD&FP register to be transferred, encoded in the "Rt" field.

Shared Decode

```
constant integer t = UInt(Rt);
constant integer n = UInt(Rn);
constant integer datasize = 8 << scale;
constant boolean nontemporal = FALSE;
constant boolean tagchecked = n != 31;
```

Operation

```
CheckFPAdvSIMDEnabled64();
bits(64) address;

constant AccessDescriptor accdesc = CreateAccDescASIMDAcqRel(MemOp_STORE, tagchecked);

if n == 31 then
    CheckSPAlignment();
    address = SP[64];
else
    address = X[n, 64];

address = AddressAdd(address, offset, accdesc);

Mem[address, datasize DIV 8, accdesc] = V[t, datasize];
```

Operational information

If PSTATE.DIT is 1, the timing of this instruction is insensitive to the value of the data being loaded or stored.

Internal version only: aarchmrs v2025-03_rel, pseudocode v2025-03_rel ; Build timestamp: 2025-03-21T17:41

Copyright © 2010-2025 Arm Limited or its affiliates. All rights reserved. This document is Non-Confidential.

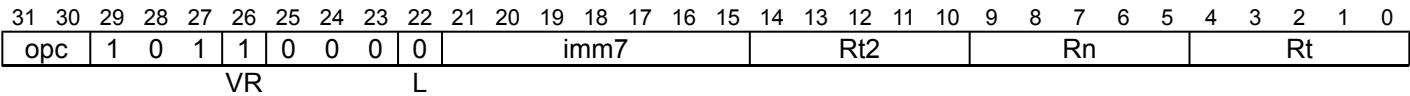
STNP (SIMD&FP)

Store pair of SIMD&FP registers, with non-temporal hint

This instruction stores a pair of SIMD&FP registers to memory, issuing a hint to the memory system that the access is non-temporal. The address used for the store is calculated from an address from a base register value and an immediate offset. For information about non-temporal pair instructions, see [Load/Store SIMD and Floating-point non-temporal pair](#).

Depending on the settings in the CPACR_EL1, CPTR_EL2, and CPTR_EL3 registers, and the current Security state and Exception level, an attempt to execute the instruction might be trapped.

Signed offset (FEAT_FP)



Encoding for the 32-bit variant

Applies when (opc == 00)

```
STNP <St1>, <St2>, [<Xn|SP>{, #<imm>}]
```

Encoding for the 64-bit variant

Applies when (opc == 01)

```
STNP <Dt1>, <Dt2>, [<Xn|SP>{, #<imm>}]
```

Encoding for the 128-bit variant

Applies when (opc == 10)

```
STNP <Qt1>, <Qt2>, [<Xn|SP>{, #<imm>}]
```

Decode for all variants of this encoding

```
// Empty.
```

Assembler Symbols

- <St1> Is the 32-bit name of the first SIMD&FP register to be transferred, encoded in the "Rt" field.
- <St2> Is the 32-bit name of the second SIMD&FP register to be transferred, encoded in the "Rt2" field.
- <Xn|SP> Is the 64-bit name of the general-purpose base register or stack pointer, encoded in the "Rn" field.
- <imm> For the "32-bit" variant: is the optional signed immediate byte offset, a multiple of 4 in the range -256 to 252, defaulting to 0 and encoded in the "imm7" field as <imm>/4.
For the "64-bit" variant: is the optional signed immediate byte offset, a multiple of 8 in the range -512 to 504, defaulting to 0 and encoded in the "imm7" field as <imm>/8.
For the "128-bit" variant: is the optional signed immediate byte offset, a multiple of 16 in the range -1024 to 1008, defaulting to 0 and encoded in the "imm7" field as <imm>/16.
- <Dt1> Is the 64-bit name of the first SIMD&FP register to be transferred, encoded in the "Rt" field.
- <Dt2> Is the 64-bit name of the second SIMD&FP register to be transferred, encoded in the "Rt2" field.
- <Qt1> Is the 128-bit name of the first SIMD&FP register to be transferred, encoded in the "Rt" field.
- <Qt2> Is the 128-bit name of the second SIMD&FP register to be transferred, encoded in the "Rt2" field.

Shared Decode

```
if !IsFeatureImplemented(FEAT_FP) then EndOfDecode(Decode\_UNDEF);
constant integer t = UInt(Rt);
constant integer t2 = UInt(Rt2);
constant integer n = UInt(Rn);
constant boolean nontemporal = TRUE;
constant integer scale = 2 + (UInt(opc));
constant integer datasize = 8 << scale;
constant bits(64) offset = LSL(SignExtend(imm7, 64), scale);
constant boolean tagchecked = n != 31;
```

Operation

```
CheckFPEEnabled64();
bits(64) address;
bits(64) address2;
constant integer dbytes = datasize DIV 8;

constant boolean privileged = PSTATE.EL != ELO;
constant AccessDescriptor accdesc = CreateAccDescASIMD(MemOp\_STORE, nontemporal,
                                                    tagchecked, privileged);

if n == 31 then
    CheckSPAlignment();
    address = SP[64];
else
    address = X[n, 64];

address = AddressAdd(address, offset, accdesc);

address2 = AddressIncrement(address, dbytes, accdesc);
Mem[address, dbytes, accdesc] = V[t, datasize];
Mem[address2, dbytes, accdesc] = V[t2, datasize];
```

Operational information

If PSTATE.DIT is 1, the timing of this instruction is insensitive to the value of the data being loaded or stored.

Internal version only: aarchmrs v2025-03_rel, pseudocode v2025-03_rel ; Build timestamp: 2025-03-21T17:41

Copyright © 2010-2025 Arm Limited or its affiliates. All rights reserved. This document is Non-Confidential.

STP (SIMD&FP)

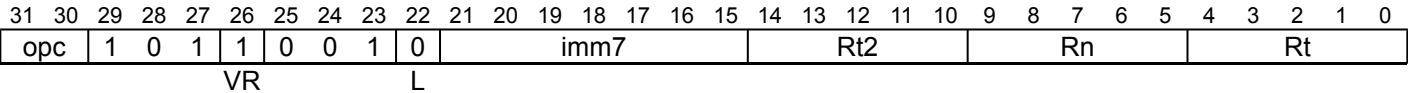
Store pair of SIMD&FP registers

This instruction stores a pair of SIMD&FP registers to memory. The address used for the store is calculated from a base register value and an immediate offset.

Depending on the settings in the CPACR_EL1, CPTR_EL2, and CPTR_EL3 registers, and the current Security state and Exception level, an attempt to execute the instruction might be trapped.

It has encodings from 3 classes: [Post-index](#) , [Pre-index](#) and [Signed offset](#)

Post-index (FEAT_FP)



Encoding for the 32-bit variant

Applies when (opc == 00)

STP <St1>, <St2>, [<Xn|SP>], #<imm>

Encoding for the 64-bit variant

Applies when (opc == 01)

STP <Dt1>, <Dt2>, [<Xn|SP>], #<imm>

Encoding for the 128-bit variant

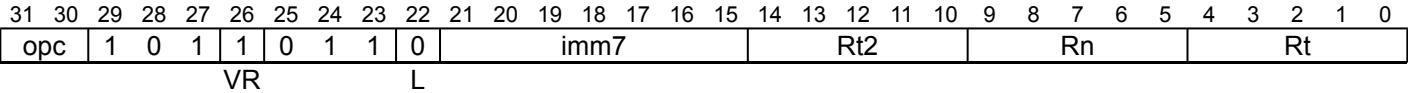
Applies when (opc == 10)

STP <Qt1>, <Qt2>, [<Xn|SP>], #<imm>

Decode for all variants of this encoding

```
if !IsFeatureImplemented(FEAT_FP) then EndOfDecode(Decode_UNDEF);  
  
constant boolean wback = TRUE;  
constant boolean postindex = TRUE;
```

Pre-index (FEAT_FP)



Encoding for the 32-bit variant

Applies when (opc == 00)

STP <St1>, <St2>, [<Xn|SP>, #<imm>]!

Encoding for the 64-bit variant

Applies when (opc == 01)

STP <Dt1>, <Dt2>, [<Xn|SP>, #<imm>]!

Encoding for the 128-bit variant

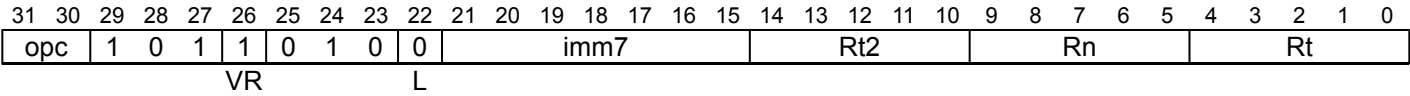
Applies when (opc == 10)

STP <Qt1>, <Qt2>, [<Xn|SP>, #<imm>]!

Decode for all variants of this encoding

```
if !IsFeatureImplemented(FEAT_FP) then EndOfDecode(Decode_UNDEF);  
  
constant boolean wback = TRUE;  
constant boolean postindex = FALSE;
```

Signed offset
(FEAT_FP)



Encoding for the 32-bit variant

Applies when (opc == 00)

STP <St1>, <St2>, [<Xn|SP>{, #<imm>}]

Encoding for the 64-bit variant

Applies when (opc == 01)

STP <Dt1>, <Dt2>, [<Xn|SP>{, #<imm>}]

Encoding for the 128-bit variant

Applies when (opc == 10)

STP <Qt1>, <Qt2>, [<Xn|SP>{, #<imm>}]

Decode for all variants of this encoding

```
if !IsFeatureImplemented(FEAT_FP) then EndOfDecode(Decode_UNDEF);  
  
constant boolean wback = FALSE;  
constant boolean postindex = FALSE;
```

Assembler Symbols

- <St1> Is the 32-bit name of the first SIMD&FP register to be transferred, encoded in the "Rt" field.
- <St2> Is the 32-bit name of the second SIMD&FP register to be transferred, encoded in the "Rt2" field.
- <Xn|SP> Is the 64-bit name of the general-purpose base register or stack pointer, encoded in the "Rn" field.
- <imm> For the "32-bit Post-index" and "32-bit Pre-index" variants: is the signed immediate byte offset, a multiple of 4 in the range -256 to 252, encoded in the "imm7" field as <imm>/4.
For the "64-bit Post-index" and "64-bit Pre-index" variants: is the signed immediate byte offset, a multiple of 8 in the range -512 to 504, encoded in the "imm7" field as <imm>/8.
For the "128-bit Post-index" and "128-bit Pre-index" variants: is the signed immediate byte offset, a multiple of 16 in the range -1024 to 1008, encoded in the "imm7" field as <imm>/16.

For the "32-bit Signed offset" variant: is the optional signed immediate byte offset, a multiple of 4 in the range -256 to 252, defaulting to 0 and encoded in the "imm7" field as <imm>/4.

For the "64-bit Signed offset" variant: is the optional signed immediate byte offset, a multiple of 8 in the range -512 to 504, defaulting to 0 and encoded in the "imm7" field as <imm>/8.

For the "128-bit Signed offset" variant: is the optional signed immediate byte offset, a multiple of 16 in the range -1024 to 1008, defaulting to 0 and encoded in the "imm7" field as <imm>/16.

- <Dt1> Is the 64-bit name of the first SIMD&FP register to be transferred, encoded in the "Rt" field.
- <Dt2> Is the 64-bit name of the second SIMD&FP register to be transferred, encoded in the "Rt2" field.
- <Qt1> Is the 128-bit name of the first SIMD&FP register to be transferred, encoded in the "Rt" field.
- <Qt2> Is the 128-bit name of the second SIMD&FP register to be transferred, encoded in the "Rt2" field.

Shared Decode

```
constant integer t = UInt(Rt);
constant integer t2 = UInt(Rt2);
constant integer n = UInt(Rn);
constant boolean nontemporal = FALSE;
constant integer scale = 2 + (UInt(opc));
constant integer datasize = 8 << scale;
constant bits(64) offset = LSL(SignExtend(imm7, 64), scale);
constant boolean tagchecked = wback || n != 31;
```

Operation

```
CheckFPEnabled64();
bits(64) address;
constant integer dbytes = datasize DIV 8;

constant boolean privileged = PSTATE.EL != EL0;
constant boolean ispair = IsFeatureImplemented(FEAT_LS64WB) && datasize == 128;
constant AccessDescriptor accdesc = CreateAccDescASIMD(MemOp_STORE, nontemporal,
                                                         tagchecked, privileged, ispair);

if n == 31 then
    CheckSPAlignment();
    address = SP[64];
else
    address = X[n, 64];

if !postindex then
    address = AddressAdd(address, offset, accdesc);

if accdesc.ispair then
    bits(2*datasize) full_data;
    if BigEndian(accdesc.acctype) then
        full_data = V[t, datasize] : V[t2, datasize];
    else
        full_data = V[t2, datasize] : V[t, datasize];

    Mem[address, 2*dbytes, accdesc] = full_data;
else
    constant bits(64) address2 = AddressIncrement(address, dbytes, accdesc);
    Mem[address, dbytes, accdesc] = V[t, datasize];
    Mem[address2, dbytes, accdesc] = V[t2, datasize];

if wback then
    if postindex then
        address = AddressAdd(address, offset, accdesc);
    if n == 31 then
        SP[64] = address;
    else
        X[n, 64] = address;
```

Operational information

If PSTATE.DIT is 1, the timing of this instruction is insensitive to the value of the data being loaded or stored.

Internal version only: aarchmrs v2025-03_rel, pseudocode v2025-03_rel ; Build timestamp: 2025-03-21T17:41

Copyright © 2010-2025 Arm Limited or its affiliates. All rights reserved. This document is Non-Confidential.

STR (immediate, SIMD&FP)

Store SIMD&FP register (immediate offset)

This instruction stores a single SIMD&FP register to memory. The address that is used for the store is calculated from a base register value and an immediate offset.

Depending on the settings in the CPACR_EL1, CPTR_EL2, and CPTR_EL3 registers, and the current Security state and Exception level, an attempt to execute the instruction might be trapped.

It has encodings from 3 classes: [Post-index](#) , [Pre-index](#) and [Unsigned offset](#)

Post-index (FEAT_FP)

31	30	29	28	27	26	25	24	23	22	21	20	19	18	17	16	15	14	13	12	11	10	9	8	7	6	5	4	3	2	1	0
size	1	1	1	1	0	0	x	0	0	imm9											0	1	Rn				Rt				
VR										opc																					

Encoding for the 8-bit variant

Applies when (size == 00 && opc == 00)

STR <Bt>, [<Xn|SP>], #<sim>

Encoding for the 16-bit variant

Applies when (size == 01 && opc == 00)

STR <Ht>, [<Xn|SP>], #<sim>

Encoding for the 32-bit variant

Applies when (size == 10 && opc == 00)

STR <St>, [<Xn|SP>], #<sim>

Encoding for the 64-bit variant

Applies when (size == 11 && opc == 00)

STR <Dt>, [<Xn|SP>], #<sim>

Encoding for the 128-bit variant

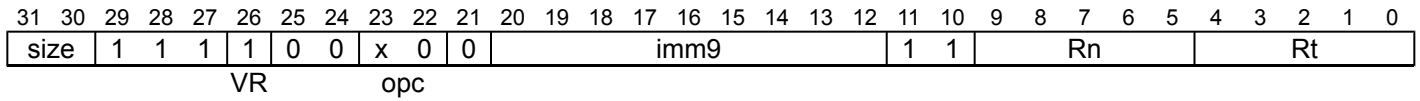
Applies when (size == 00 && opc == 10)

STR <Qt>, [<Xn|SP>], #<sim>

Decode for all variants of this encoding

```
if !IsFeatureImplemented(FEAT_FP) then EndOfDecode(Decode_UNDEF);
if opc<1> == '1' && size != '00' then EndOfDecode(Decode_UNDEF);
constant integer scale = if opc<1> == '1' then 4 else UInt(size);
constant boolean wback = TRUE;
constant boolean postindex = TRUE;
constant bits(64) offset = SignExtend(imm9, 64);
```

Pre-index (FEAT_FP)



Encoding for the 8-bit variant

Applies when (size == 00 && opc == 00)

```
STR <Bt>, [<Xn|SP>, #<simm>]!
```

Encoding for the 16-bit variant

Applies when (size == 01 && opc == 00)

```
STR <Ht>, [<Xn|SP>, #<simm>]!
```

Encoding for the 32-bit variant

Applies when (size == 10 && opc == 00)

```
STR <St>, [<Xn|SP>, #<simm>]!
```

Encoding for the 64-bit variant

Applies when (size == 11 && opc == 00)

```
STR <Dt>, [<Xn|SP>, #<simm>]!
```

Encoding for the 128-bit variant

Applies when (size == 00 && opc == 10)

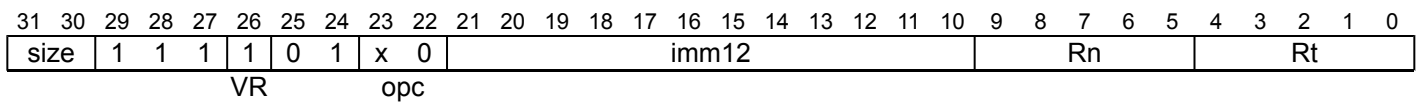
```
STR <Qt>, [<Xn|SP>, #<simm>]!
```

Decode for all variants of this encoding

```
if !IsFeatureImplemented(FEAT_FP) then EndOfDecode(Decode_UNDEF);
if opc<1> == '1' && size != '00' then EndOfDecode(Decode_UNDEF);
constant integer scale = if opc<1> == '1' then 4 else UInt(size);
constant boolean wback = TRUE;
constant boolean postindex = FALSE;
constant bits(64) offset = SignExtend(imm9, 64);
```

Unsigned offset

(FEAT_FP)



Encoding for the 8-bit variant

Applies when (size == 00 && opc == 00)

```
STR <Bt>, [<Xn|SP>{, #<pimm>}]
```

Encoding for the 16-bit variant

Applies when (size == 01 && opc == 00)

```
STR <Ht>, [<Xn|SP>{, #<pimm>}]
```

Encoding for the 32-bit variant

Applies when (size == 10 && opc == 00)

```
STR <St>, [<Xn|SP>{, #<pimm>}]
```

Encoding for the 64-bit variant

Applies when (size == 11 && opc == 00)

```
STR <Dt>, [<Xn|SP>{, #<pimm>}]
```

Encoding for the 128-bit variant

Applies when (size == 00 && opc == 10)

```
STR <Qt>, [<Xn|SP>{, #<pimm>}]
```

Decode for all variants of this encoding

```
if !IsFeatureImplemented(FEAT_FP) then EndOfDecode(Decode_UNDEF);
if opc<1> == '1' && size != '00' then EndOfDecode(Decode_UNDEF);
constant integer scale = if opc<1> == '1' then 4 else UInt(size);
constant boolean wback = FALSE;
constant boolean postindex = FALSE;
constant bits(64) offset = LSL(ZeroExtend(imm12, 64), scale);
```

Assembler Symbols

<Bt>	Is the 8-bit name of the SIMD&FP register to be transferred, encoded in the "Rt" field.
<Xn SP>	Is the 64-bit name of the general-purpose base register or stack pointer, encoded in the "Rn" field.
<sim>	Is the signed immediate byte offset, in the range -256 to 255, encoded in the "imm9" field.
<Ht>	Is the 16-bit name of the SIMD&FP register to be transferred, encoded in the "Rt" field.
<St>	Is the 32-bit name of the SIMD&FP register to be transferred, encoded in the "Rt" field.
<Dt>	Is the 64-bit name of the SIMD&FP register to be transferred, encoded in the "Rt" field.
<Qt>	Is the 128-bit name of the SIMD&FP register to be transferred, encoded in the "Rt" field.
<pimm>	For the "8-bit" variant: is the optional positive immediate byte offset, in the range 0 to 4095, defaulting to 0 and encoded in the "imm12" field. For the "16-bit" variant: is the optional positive immediate byte offset, a multiple of 2 in the range 0 to 8190, defaulting to 0 and encoded in the "imm12" field as <pimm>/2. For the "32-bit" variant: is the optional positive immediate byte offset, a multiple of 4 in the range 0 to 16380, defaulting to 0 and encoded in the "imm12" field as <pimm>/4. For the "64-bit" variant: is the optional positive immediate byte offset, a multiple of 8 in the range 0 to 32760, defaulting to 0 and encoded in the "imm12" field as <pimm>/8.

For the "128-bit" variant: is the optional positive immediate byte offset, a multiple of 16 in the range 0 to 65520, defaulting to 0 and encoded in the "imm12" field as $\langle \text{pimm} \rangle / 16$.

Shared Decode

```
constant integer t = UInt(Rt);
constant integer n = UInt(Rn);
constant integer datasize = 8 << scale;
constant boolean nontemporal = FALSE;
constant boolean tagchecked = wback || n != 31;
```

Operation

```
CheckFPEnabled64();
bits(64) address;

constant boolean privileged = PSTATE.EL != ELO;
constant AccessDescriptor accdesc = CreateAccDescASIMD(MemOp\_STORE, nontemporal, tagchecked,
                                                    privileged);

if n == 31 then
    CheckSPAlignment();
    address = SP[64];
else
    address = X[n, 64];

if !postindex then
    address = AddressAdd(address, offset, accdesc);

Mem[address, datasize DIV 8, accdesc] = V[t, datasize];

if wback then
    if postindex then
        address = AddressAdd(address, offset, accdesc);
    if n == 31 then
        SP[64] = address;
    else
        X[n, 64] = address;
```

Operational information

If PSTATE.DIT is 1, the timing of this instruction is insensitive to the value of the data being loaded or stored.

Internal version only: aarchmrs v2025-03_rel, pseudocode v2025-03_rel ; Build timestamp: 2025-03-21T17:41

Copyright © 2010-2025 Arm Limited or its affiliates. All rights reserved. This document is Non-Confidential.

STR (register, SIMD&FP)

Store SIMD&FP register (register offset)

This instruction stores a single SIMD&FP register to memory. The address that is used for the store is calculated from a base register value and an offset register value. The offset can be optionally shifted and extended.

Depending on the settings in the CPACR_EL1, CPTR_EL2, and CPTR_EL3 registers, and the current Security state and Exception level, an attempt to execute the instruction might be trapped.

SIMD&FP registers (FEAT_FP)

31	30	29	28	27	26	25	24	23	22	21	20	19	18	17	16	15	14	13	12	11	10	9	8	7	6	5	4	3	2	1	0
size		1	1	1	1	0	0	x	0	1	Rm					option			S	1	0	Rn					Rt				
VR										opc																					

Encoding for the 8-bit variant

Applies when (size == 00 && opc == 00 && option != 011)

STR <Bt>, [<Xn|SP>, (<Wm>|<Xm>), <extend> {<amount>}]

Encoding for the 8-bit variant

Applies when (size == 00 && opc == 00 && option == 011)

STR <Bt>, [<Xn|SP>, <Xm>{, LSL <amount>}]

Encoding for the 16-bit variant

Applies when (size == 01 && opc == 00)

STR <Ht>, [<Xn|SP>, (<Wm>|<Xm>){, <extend> {<amount>}}]

Encoding for the 32-bit variant

Applies when (size == 10 && opc == 00)

STR <St>, [<Xn|SP>, (<Wm>|<Xm>){, <extend> {<amount>}}]

Encoding for the 64-bit variant

Applies when (size == 11 && opc == 00)

STR <Dt>, [<Xn|SP>, (<Wm>|<Xm>){, <extend> {<amount>}}]

Encoding for the 128-bit variant

Applies when (size == 00 && opc == 10)

STR <Qt>, [<Xn|SP>, (<Wm>|<Xm>){, <extend> {<amount>}}]

Decode for all variants of this encoding

```
if !IsFeatureImplemented(FEAT_FP) then EndOfDecode(Decode_UNDEF);
if option<1> == '0' then EndOfDecode(Decode_UNDEF); // sub-word index
if opc<1> == '1' && size != '00' then EndOfDecode(Decode_UNDEF);
constant integer scale = if opc<1> == '1' then 4 else UInt(size);
constant ExtendType extend_type = DecodeRegExtend(option);
constant integer shift = if S == '1' then scale else 0;
```

Assembler Symbols

<Bt>	Is the 8-bit name of the SIMD&FP register to be transferred, encoded in the "Rt" field.
<Xn SP>	Is the 64-bit name of the general-purpose base register or stack pointer, encoded in the "Rn" field.
<Wm>	When option<0> is set to 0, is the 32-bit name of the general-purpose index register, encoded in the "Rm" field.
<Xm>	When option<0> is set to 1, is the 64-bit name of the general-purpose index register, encoded in the "Rm" field.
<extend>	For the "8-bit" variant: is the index extend specifier, encoded in "option":

option	<extend>
010	UXTW
110	SXTW
111	SXTX

For the "128-bit", "16-bit", "32-bit", and "64-bit" variants: is the index extend/shift specifier, defaulting to LSL, and which must be omitted for the LSL option when <amount> is omitted, encoded in "option":

option	<extend>
010	UXTW
011	LSL
110	SXTW
111	SXTX

<amount>	For the "8-bit" variant: is the index shift amount, it must be #0, encoded in "S" as 0 if omitted, or as 1 if present.
----------	--

For the "16-bit" variant: is the index shift amount, optional only when <extend> is not LSL. Where it is permitted to be optional, it defaults to #0. It is encoded in "S":

S	<amount>
0	#0
1	#1

For the "32-bit" variant: is the index shift amount, optional only when <extend> is not LSL. Where it is permitted to be optional, it defaults to #0. It is encoded in "S":

S	<amount>
0	#0
1	#2

For the "64-bit" variant: is the index shift amount, optional only when <extend> is not LSL. Where it is permitted to be optional, it defaults to #0. It is encoded in "S":

S	<amount>
0	#0
1	#3

For the "128-bit" variant: is the index shift amount, optional only when <extend> is not LSL. Where it is permitted to be optional, it defaults to #0. It is encoded in "S":

S	<amount>
0	#0
1	#4

<Ht>	Is the 16-bit name of the SIMD&FP register to be transferred, encoded in the "Rt" field.
<St>	Is the 32-bit name of the SIMD&FP register to be transferred, encoded in the "Rt" field.
<Dt>	Is the 64-bit name of the SIMD&FP register to be transferred, encoded in the "Rt" field.
<Qt>	Is the 128-bit name of the SIMD&FP register to be transferred, encoded in the "Rt" field.

Shared Decode

```
constant integer t = UInt(Rt);
constant integer n = UInt(Rn);
constant integer m = UInt(Rm);
constant integer datasize = 8 << scale;
constant boolean nontemporal = FALSE;
constant boolean tagchecked = TRUE;
```

Operation

```
CheckFPEnabled64();
constant bits(64) offset = ExtendReg(m, extend_type, shift, 64);
bits(64) address;

constant boolean privileged = PSTATE.EL != EL0;
constant AccessDescriptor accdesc = CreateAccDescASIMD(MemOp\_STORE, nontemporal, tagchecked,
                                                    privileged);

if n == 31 then
    CheckSPAlignment();
    address = SP[64];
else
    address = X[n, 64];

address = AddressAdd(address, offset, accdesc);

Mem[address, datasize DIV 8, accdesc] = V[t, datasize];
```

Operational information

If PSTATE.DIT is 1, the timing of this instruction is insensitive to the value of the data being loaded or stored.

Internal version only: aarchmrs v2025-03_rel, pseudocode v2025-03_rel ; Build timestamp: 2025-03-21T17:41

Copyright © 2010-2025 Arm Limited or its affiliates. All rights reserved. This document is Non-Confidential.

STTNP (SIMD&FP)

Store unprivileged pair of SIMD&FP registers, with non-temporal hint

This instruction stores a pair of SIMD&FP registers to memory, issuing a hint to the memory system that the access is non-temporal. The address used for the store is calculated from an address from a base register value and an immediate offset. For information about non-temporal pair instructions, see [Load/Store SIMD and Floating-point non-temporal pair](#).

Depending on the settings in the CPACR_EL1, CPTR_EL2, and CPTR_EL3 registers, and the current Security state and Exception level, an attempt to execute the instruction might be trapped.

Explicit Memory effects produced by the instruction behave as if the instruction was executed at EL0 if the [Effective value](#) of PSTATE.UAO is 0 and either:

- The instruction is executed at EL1.
- The instruction is executed at EL2 when the [Effective value](#) of HCR_EL2.{E2H, TGE} is {1, 1}.

Otherwise, the Explicit Memory effects operate with the restrictions determined by the Exception level at which the instruction is executed.

Signed offset (FEAT_FP && FEAT_LSUI)

31	30	29	28	27	26	25	24	23	22	21	20	19	18	17	16	15	14	13	12	11	10	9	8	7	6	5	4	3	2	1	0
1	1	1	0	1	1	0	0	0	0	imm7							Rt2				Rn				Rt						
opc				VR				L																							

Encoding

STTNP <Qt1>, <Qt2>, [<Xn|SP>{, #<imm>}]

Decode for this encoding

```
if !IsFeatureImplemented(FEAT_FP) || !IsFeatureImplemented(FEAT_LSUI) then
    EndOfDecode(Decode_UNDEF);
constant integer t = UInt(Rt);
constant integer t2 = UInt(Rt2);
constant integer n = UInt(Rn);
constant boolean nontemporal = TRUE;
constant integer datasize = 128;
constant bits(64) offset = LSL(SignExtend(imm7, 64), 4);
constant boolean tagchecked = n != 31;
```

Assembler Symbols

- <Qt1>
- Is the 128-bit name of the first SIMD&FP register to be transferred, encoded in the "Rt" field.
- <Qt2>
- Is the 128-bit name of the second SIMD&FP register to be transferred, encoded in the "Rt2" field.
- <Xn|SP>
- Is the 64-bit name of the general-purpose base register or stack pointer, encoded in the "Rn" field.
- <imm>
- Is the optional signed immediate byte offset, a multiple of 16 in the range -1024 to 1008, defaulting to 0 and encoded in the "imm7" field as <imm>/16.

Operation

```
CheckFPEEnabled64();  
bits(64) address;  
bits(64) address2;  
constant integer dbytes = datasize DIV 8;  
  
constant boolean privileged = AArch64.IsUnprivAccessPriv();  
constant AccessDescriptor accdesc = CreateAccDescASIMD(MemOp\_STORE, nontemporal,  
tagchecked, privileged);  
  
if n == 31 then  
    CheckSPAlignment();  
    address = SP[64];  
else  
    address = X[n, 64];  
  
address = AddressAdd(address, offset, accdesc);  
  
address2 = AddressIncrement(address, dbytes, accdesc);  
Mem[address , dbytes, accdesc] = V[t , datasize];  
Mem[address2, dbytes, accdesc] = V[t2, datasize];
```

Operational information

If PSTATE.DIT is 1, the timing of this instruction is insensitive to the value of the data being loaded or stored.

Internal version only: aarchmrs v2025-03_rel, pseudocode v2025-03_rel ; Build timestamp: 2025-03-21T17:41

Copyright © 2010-2025 Arm Limited or its affiliates. All rights reserved. This document is Non-Confidential.

STTP (SIMD&FP)

Store unprivileged pair of SIMD&FP registers

This instruction stores a pair of SIMD&FP registers to memory. The address used for the store is calculated from a base register value and an immediate offset.

Depending on the settings in the CPACR_EL1, CPTR_EL2, and CPTR_EL3 registers, and the current Security state and Exception level, an attempt to execute the instruction might be trapped.

Explicit Memory effects produced by the instruction behave as if the instruction was executed at EL0 if the *Effective value* of PSTATE.UAO is 0 and either:

- The instruction is executed at EL1.
- The instruction is executed at EL2 when the *Effective value* of HCR_EL2.{E2H, TGE} is {1, 1}.

Otherwise, the Explicit Memory effects operate with the restrictions determined by the Exception level at which the instruction is executed.

It has encodings from 3 classes: [Post-index](#) , [Pre-index](#) and [Signed offset](#)

Post-index (FEAT_FP && FEAT_LSUI)

31	30	29	28	27	26	25	24	23	22	21	20	19	18	17	16	15	14	13	12	11	10	9	8	7	6	5	4	3	2	1	0
1	1	1	0	1	1	0	0	1	0	imm7							Rt2				Rn				Rt						
opc				VR				L																							

Encoding

STTP <Qt1>, <Qt2>, [<Xn|SP>], #<imm>

Decode for this encoding

```
if !IsFeatureImplemented(FEAT_FP) || !IsFeatureImplemented(FEAT_LSUI) then
    EndOfDecode(Decode_UNDEF);

constant boolean wback = TRUE;
constant boolean postindex = TRUE;
```

Pre-index (FEAT_FP && FEAT_LSUI)

31	30	29	28	27	26	25	24	23	22	21	20	19	18	17	16	15	14	13	12	11	10	9	8	7	6	5	4	3	2	1	0
1	1	1	0	1	1	0	1	1	0	imm7							Rt2				Rn				Rt						
opc				VR				L																							

Encoding

STTP <Qt1>, <Qt2>, [<Xn|SP>, #<imm>]!

Decode for this encoding

```
if !IsFeatureImplemented(FEAT_FP) || !IsFeatureImplemented(FEAT_LSUI) then
    EndOfDecode(Decode_UNDEF);

constant boolean wback = TRUE;
constant boolean postindex = FALSE;
```

Signed offset (FEAT_FP && FEAT_LSUI)

31	30	29	28	27	26	25	24	23	22	21	20	19	18	17	16	15	14	13	12	11	10	9	8	7	6	5	4	3	2	1	0
1	1	1	0	1	1	0	1	0	0	imm7							Rt2				Rn				Rt						
opc				VR				L																							

Encoding

STTP <Qt1>, <Qt2>, [<Xn|SP>{, #<imm>}]

Decode for this encoding

```
if !IsFeatureImplemented(FEAT_FP) || !IsFeatureImplemented(FEAT_LSUI) then
    EndOfDecode(Decode_UNDEF);

constant boolean wback = FALSE;
constant boolean postindex = FALSE;
```

Assembler Symbols

<Qt1>	Is the 128-bit name of the first SIMD&FP register to be transferred, encoded in the "Rt" field.
<Qt2>	Is the 128-bit name of the second SIMD&FP register to be transferred, encoded in the "Rt2" field.
<Xn SP>	Is the 64-bit name of the general-purpose base register or stack pointer, encoded in the "Rn" field.
<imm>	For the "Post-index" and "Pre-index" variants: is the signed immediate byte offset, a multiple of 16 in the range -1024 to 1008, encoded in the "imm7" field as <imm>/16. For the "Signed offset" variant: is the optional signed immediate byte offset, a multiple of 16 in the range -1024 to 1008, defaulting to 0 and encoded in the "imm7" field as <imm>/16.

Shared Decode

```
constant integer t = UInt(Rt);
constant integer t2 = UInt(Rt2);
constant integer n = UInt(Rn);
constant boolean nontemporal = FALSE;
constant integer datasize = 128;
constant bits(64) offset = LSL(SignExtend(imm7, 64), 4);
constant boolean tagchecked = wback || n != 31;
```

Operation

```
CheckFPEnabled64();
bits(64) address;
constant integer dbytes = datasize DIV 8;

constant boolean privileged = AArch64.IsUnprivAccessPriv();
constant boolean ispair = IsFeatureImplemented(FEAT_LS64WB) && datasize == 128;
constant AccessDescriptor accdesc = CreateAccDescASIMD(MemOp_STORE, nontemporal,
                                                         tagchecked, privileged, ispair);

if n == 31 then
    CheckSPAlignment();
    address = SP[64];
else
    address = X[n, 64];

if !postindex then
    address = AddressAdd(address, offset, accdesc);

if accdesc.ispair then
    bits(2*datasize) full_data;
    if BigEndian(accdesc.acctype) then
        full_data = V[t, datasize] : V[t2, datasize];
    else
        full_data = V[t2, datasize] : V[t, datasize];

    Mem[address, 2*dbytes, accdesc] = full_data;
else
    constant bits(64) address2 = AddressIncrement(address, dbytes, accdesc);
    Mem[address, dbytes, accdesc] = V[t, datasize];
    Mem[address2, dbytes, accdesc] = V[t2, datasize];

if wback then
    if postindex then
        address = AddressAdd(address, offset, accdesc);
    if n == 31 then
        SP[64] = address;
    else
        X[n, 64] = address;
```

Operational information

If PSTATE.DIT is 1, the timing of this instruction is insensitive to the value of the data being loaded or stored.

Internal version only: aarchmrs v2025-03_rel, pseudocode v2025-03_rel ; Build timestamp: 2025-03-21T17:41

Copyright © 2010-2025 Arm Limited or its affiliates. All rights reserved. This document is Non-Confidential.

STUR (SIMD&FP)

Store SIMD&FP register (unscaled offset)

This instruction stores a single SIMD&FP register to memory. The address that is used for the store is calculated from a base register value and an optional immediate offset.
Depending on the settings in the CPACR_EL1, CPTR_EL2, and CPTR_EL3 registers, and the current Security state and Exception level, an attempt to execute the instruction might be trapped.

Unscaled offset (FEAT_FP)

31	30	29	28	27	26	25	24	23	22	21	20	19	18	17	16	15	14	13	12	11	10	9	8	7	6	5	4	3	2	1	0
size	1	1	1	1	0	0	x	0	0	imm9										0	0	Rn				Rt					
VR								opc																							

Encoding for the 8-bit variant

Applies when (size == 00 && opc == 00)

```
STUR <Bt>, [<Xn|SP>{, #<sim>}]
```

Encoding for the 16-bit variant

Applies when (size == 01 && opc == 00)

```
STUR <Ht>, [<Xn|SP>{, #<sim>}]
```

Encoding for the 32-bit variant

Applies when (size == 10 && opc == 00)

```
STUR <St>, [<Xn|SP>{, #<sim>}]
```

Encoding for the 64-bit variant

Applies when (size == 11 && opc == 00)

```
STUR <Dt>, [<Xn|SP>{, #<sim>}]
```

Encoding for the 128-bit variant

Applies when (size == 00 && opc == 10)

```
STUR <Qt>, [<Xn|SP>{, #<sim>}]
```

Decode for all variants of this encoding

```
if !IsFeatureImplemented(FEAT_FP) then EndOfDecode(Decode_UNDEF);
if opc<1> == '1' && size != '00' then EndOfDecode(Decode_UNDEF);
constant integer scale = if opc<1> == '1' then 4 else UInt(size);
constant bits(64) offset = SignExtend(imm9, 64);
```

Assembler Symbols

- <Bt> Is the 8-bit name of the SIMD&FP register to be transferred, encoded in the "Rt" field.
- <Xn|SP> Is the 64-bit name of the general-purpose base register or stack pointer, encoded in the "Rn" field.
- <sim> Is the optional signed immediate byte offset, in the range -256 to 255, defaulting to 0 and encoded in the "imm9" field.

<Ht>	Is the 16-bit name of the SIMD&FP register to be transferred, encoded in the "Rt" field.
<St>	Is the 32-bit name of the SIMD&FP register to be transferred, encoded in the "Rt" field.
<Dt>	Is the 64-bit name of the SIMD&FP register to be transferred, encoded in the "Rt" field.
<Qt>	Is the 128-bit name of the SIMD&FP register to be transferred, encoded in the "Rt" field.

Shared Decode

```
constant integer t = UInt(Rt);
constant integer n = UInt(Rn);
constant integer datasize = 8 << scale;
constant boolean nontemporal = FALSE;
constant boolean tagchecked = n != 31;
```

Operation

```
CheckFPEnabled64();
bits(64) address;

constant boolean privileged = PSTATE.EL != EL0;
constant AccessDescriptor accdesc = CreateAccDescASIMD(MemOp_STORE, nontemporal, tagchecked,
                                                         privileged);

if n == 31 then
    CheckSPAlignment();
    address = SP[64];
else
    address = X[n, 64];

address = AddressAdd(address, offset, accdesc);

Mem[address, datasize DIV 8, accdesc] = V[t, datasize];
```

Operational information

If PSTATE.DIT is 1, the timing of this instruction is insensitive to the value of the data being loaded or stored.

Internal version only: aarchmrs v2025-03_rel, pseudocode v2025-03_rel ; Build timestamp: 2025-03-21T17:41

Copyright © 2010-2025 Arm Limited or its affiliates. All rights reserved. This document is Non-Confidential.

SUB (vector)

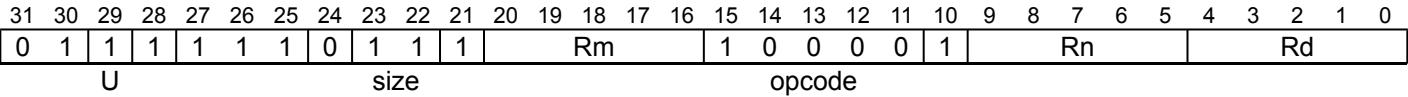
Subtract (vector)

This instruction subtracts each vector element in the second source SIMD&FP register from the corresponding vector element in the first source SIMD&FP register, places the result into a vector, and writes the vector to the destination SIMD&FP register.

Depending on the settings in the CPACR_EL1, CPTR_EL2, and CPTR_EL3 registers, and the current Security state and Exception level, an attempt to execute the instruction might be trapped.

It has encodings from 2 classes: [Scalar](#) and [Vector](#)

Scalar (FEAT_AdvSIMD)



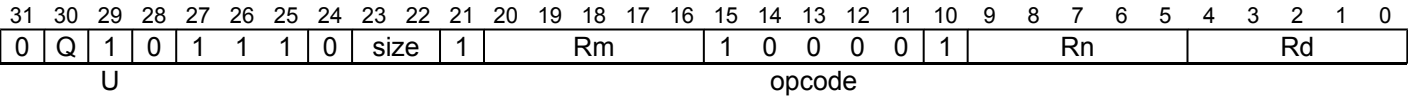
Encoding

SUB D<d>, D<n>, D<m>

Decode for this encoding

```
if !IsFeatureImplemented(FEAT_AdvSIMD) then EndOfDecode(Decode_UNDEF);
if size != '11' then EndOfDecode(Decode_UNDEF);
constant integer d = UInt(Rd);
constant integer n = UInt(Rn);
constant integer m = UInt(Rm);
constant integer esize = 8 << UInt(size);
constant integer datasize = esize;
constant integer elements = 1;
```

Vector (FEAT_AdvSIMD)



Encoding

SUB <Vd>.<T>, <Vn>.<T>, <Vm>.<T>

Decode for this encoding

```
if !IsFeatureImplemented(FEAT_AdvSIMD) then EndOfDecode(Decode_UNDEF);
if size:Q == '110' then EndOfDecode(Decode_UNDEF);
constant integer d = UInt(Rd);
constant integer n = UInt(Rn);
constant integer m = UInt(Rm);
constant integer esize = 8 << UInt(size);
constant integer datasize = 64 << UInt(Q);
constant integer elements = datasize DIV esize;
```

Assembler Symbols

- <d> Is the number of the SIMD&FP destination register, encoded in the "Rd" field.
- <n> Is the number of the first SIMD&FP source register, encoded in the "Rn" field.
- <m> Is the number of the second SIMD&FP source register, encoded in the "Rm" field.

<Vd> Is the name of the SIMD&FP destination register, encoded in the "Rd" field.

<T> Is an arrangement specifier, encoded in “size:Q”:

size	Q	<T>
00	0	8B
00	1	16B
01	0	4H
01	1	8H
10	0	2S
10	1	4S
11	0	RESERVED
11	1	2D

<Vn> Is the name of the first SIMD&FP source register, encoded in the "Rn" field.

<Vm> Is the name of the second SIMD&FP source register, encoded in the "Rm" field.

Operation

```
CheckFPAdvSIMDEnabled64();
constant bits(datasize) operand1 = V[n, datasize];
constant bits(datasize) operand2 = V[m, datasize];
bits(datasize) result;
bits(esize) element1;
bits(esize) element2;

for e = 0 to elements-1
    element1 = Elem[operand1, e, esize];
    element2 = Elem[operand2, e, esize];
    Elem[result, e, esize] = element1 - element2;
V[d, datasize] = result;
```

Operational information

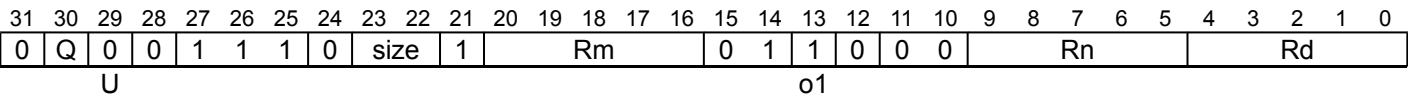
- If PSTATE.DIT is 1:
- The execution time of this instruction is independent of:
 - The values of the data supplied in any of its registers.
 - The values of the NZCV flags.
 - The response of this instruction to asynchronous exceptions does not vary based on:
 - The values of the data supplied in any of its registers.
 - The values of the NZCV flags.

SUBHN, SUBHN2

Subtract returning high narrow

This instruction subtracts each vector element in the second source SIMD&FP register from the corresponding vector element in the first source SIMD&FP register, places the most significant half of the result into a vector, and writes the vector to the lower or upper half of the destination SIMD&FP register. All the values in this instruction are signed integer values. The results are truncated. For rounded results, see [RSUBHN](#). The SUBHN instruction writes the vector to the lower half of the destination register and clears the upper half. The SUBHN2 instruction writes the vector to the upper half of the destination register without affecting the other bits of the register. Depending on the settings in the CPACR_EL1, CPTR_EL2, and CPTR_EL3 registers, and the current Security state and Exception level, an attempt to execute the instruction might be trapped.

Three registers, not all the same type (FEAT_AdvSIMD)



Encoding

```
SUBHN{2} <Vd>.<Tb>, <Vn>.<Ta>, <Vm>.<Ta>
```

Decode for this encoding

```
if !IsFeatureImplemented(FEAT_AdvSIMD) then EndOfDecode(Decode_UNDEF);
if size == '11' then EndOfDecode(Decode_UNDEF);
constant integer d = UInt(Rd);
constant integer n = UInt(Rn);
constant integer m = UInt(Rm);

constant integer esize = 8 << UInt(size);
constant integer datasize = 64;
constant integer part = UInt(Q);
constant integer elements = datasize DIV esize;
constant boolean round = FALSE;
```

Assembler Symbols

2 Is the second and upper half specifier. If present it causes the operation to be performed on the upper 64 bits of the registers holding the narrower elements, and is encoded in “Q”:

Q	2
0	[absent]
1	[present]

<Vd> Is the name of the SIMD&FP destination register, encoded in the "Rd" field.

<Tb> Is an arrangement specifier, encoded in “size:Q”:

size	Q	<Tb>
00	0	8B
00	1	16B
01	0	4H
01	1	8H
10	0	2S
10	1	4S
11	x	RESERVED

<Vn> Is the name of the first SIMD&FP source register, encoded in the "Rn" field.

<Ta> Is an arrangement specifier, encoded in “size”:

size	<Ta>
00	8H
01	4S
10	2D
11	RESERVED

<Vm> Is the name of the second SIMD&FP source register, encoded in the "Rm" field.

Operation

```
CheckFPAdvSIMDEnabled64();
constant bits(2*datasize) operand1 = V[n, 2*datasize];
constant bits(2*datasize) operand2 = V[m, 2*datasize];
bits(datasize) result;
integer element1;
integer element2;
integer sum;

for e = 0 to elements-1
    element1 = UInt(Elem[operand1, e, 2*esize]);
    element2 = UInt(Elem[operand2, e, 2*esize]);
    sum = element1 - element2;
    sum = RShr(sum, esize, round);
    Elem[result, e, esize] = sum<esize-1:0>;

Vpart[d, part, datasize] = result;
```

Operational information

- If PSTATE.DIT is 1:
- The execution time of this instruction is independent of:
 - The values of the data supplied in any of its registers.
 - The values of the NZCV flags.
 - The response of this instruction to asynchronous exceptions does not vary based on:
 - The values of the data supplied in any of its registers.
 - The values of the NZCV flags.

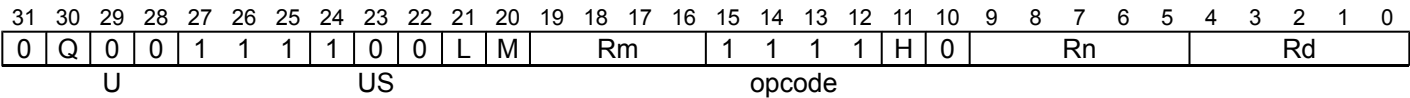
SUDOT (by element)

Dot product with signed and unsigned integers (vector, by element)

This instruction performs the dot product of the four signed 8-bit integer values in each 32-bit element of the first source register with the four unsigned 8-bit integer values in an indexed 32-bit element of the second source register, accumulating the result into the corresponding 32-bit element of the destination vector.

From Armv8.2 to Armv8.5, this is an OPTIONAL instruction. From Armv8.6 it is mandatory for implementations that include Advanced SIMD to support it. ID_AA64ISAR1_EL1.I8MM indicates whether this instruction is supported.

Vector
(FEAT_I8MM)



Encoding

SUDOT <Vd>.<Ta>, <Vn>.<Tb>, <Vm>.^{4B}[<index>]

Decode for this encoding

```
if !IsFeatureImplemented(FEAT_I8MM) then EndOfDecode(Decode_UNDEF);
constant integer n = UInt(Rn);
constant integer m = UInt(M:Rm);
constant integer d = UInt(Rd);
constant integer i = UInt(H:L);
constant integer datasize = 64 << UInt(Q);
constant integer elements = datasize DIV 32;
```

Assembler Symbols

- <Vd>

Is the name of the SIMD&FP third source and destination register, encoded in the "Rd" field.
- <Ta>

Is an arrangement specifier, encoded in “Q”:

Q	<Ta>
0	2S
1	4S
- <Vn>

Is the name of the first SIMD&FP source register, encoded in the "Rn" field.
- <Tb>

Is an arrangement specifier, encoded in “Q”:

Q	<Tb>
0	8B
1	16B
- <Vm>

Is the name of the second SIMD&FP source register, encoded in the "M:Rm" fields.
- <index>

Is the immediate index of a 32-bit group of four 8-bit values, in the range 0 to 3, encoded in the "H:L" fields.

Operation

```
CheckFPAdvSIMDEnabled64();
constant bits(datasize) operand1 = V[n, datasize];
constant bits(128) operand2 = V[m, 128];
constant bits(datasize) operand3 = V[d, datasize];
bits(datasize) result;

for e = 0 to elements-1
    bits(32) res = Elem[operand3, e, 32];
    for b = 0 to 3
        constant integer element1 = SInt(Elem[operand1, 4 * e + b, 8]);
        constant integer element2 = UInt(Elem[operand2, 4 * i + b, 8]);
        res = res + element1 * element2;
    Elem[result, e, 32] = res;
V[d, datasize] = result;
```

Operational information

If PSTATE.DIT is 1:

- The execution time of this instruction is independent of:
 - The values of the data supplied in any of its registers.
 - The values of the NZCV flags.
- The response of this instruction to asynchronous exceptions does not vary based on:
 - The values of the data supplied in any of its registers.
 - The values of the NZCV flags.

Internal version only: aarchmrs v2025-03_rel, pseudocode v2025-03_rel ; Build timestamp: 2025-03-21T17:41

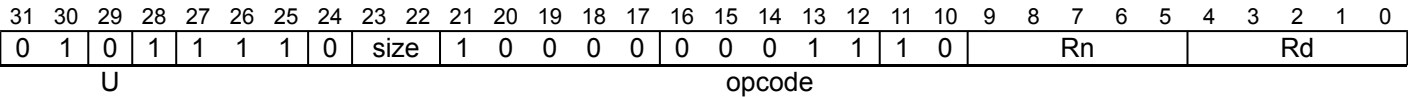
Copyright © 2010-2025 Arm Limited or its affiliates. All rights reserved. This document is Non-Confidential.

SUQADD

Signed saturating accumulate of unsigned value

This instruction adds the unsigned integer values of the vector elements in the source SIMD&FP register to corresponding signed integer values of the vector elements in the destination SIMD&FP register, and writes the resulting signed integer values to the destination SIMD&FP register. If overflow occurs with any of the results, those results are saturated. If saturation occurs, the cumulative saturation bit FPSR.QC is set. Depending on the settings in the CPACR_EL1, CPTR_EL2, and CPTR_EL3 registers, and the current Security state and Exception level, an attempt to execute the instruction might be trapped. It has encodings from 2 classes: [Scalar](#) and [Vector](#)

Scalar
(FEAT_AdvSIMD)



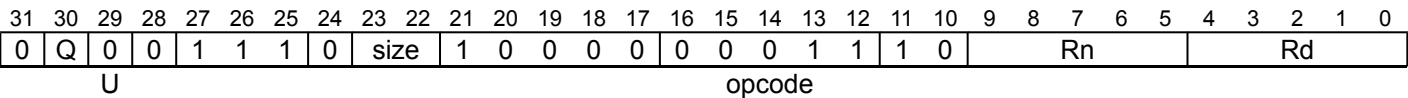
Encoding

```
SUQADD <V><d>, <V><n>
```

Decode for this encoding

```
if !IsFeatureImplemented(FEAT_AdvSIMD) then EndOfDecode(Decode_UNDEF);
constant integer d = UInt(Rd);
constant integer n = UInt(Rn);
constant integer esize = 8 << UInt(size);
constant integer datasize = esize;
constant integer elements = 1;
constant boolean unsigned = FALSE;
```

Vector
(FEAT_AdvSIMD)



Encoding

```
SUQADD <Vd>.<T>, <Vn>.<T>
```

Decode for this encoding

```
if !IsFeatureImplemented(FEAT_AdvSIMD) then EndOfDecode(Decode_UNDEF);
if size:Q == '110' then EndOfDecode(Decode_UNDEF);

constant integer d = UInt(Rd);
constant integer n = UInt(Rn);
constant integer esize = 8 << UInt(size);
constant integer datasize = 64 << UInt(Q);
constant integer elements = datasize DIV esize;
constant boolean unsigned = FALSE;
```

Assembler Symbols

<V> Is a width specifier, encoded in “size”:

size	<V>
00	B
01	H
10	S
11	D

<d> Is the number of the SIMD&FP destination register, encoded in the "Rd" field.

<n> Is the number of the SIMD&FP source register, encoded in the "Rn" field.

<Vd> Is the name of the SIMD&FP destination register, encoded in the "Rd" field.

<T> Is an arrangement specifier, encoded in "size:Q":

size	Q	<T>
00	0	8B
00	1	16B
01	0	4H
01	1	8H
10	0	2S
10	1	4S
11	0	RESERVED
11	1	2D

<Vn> Is the name of the SIMD&FP source register, encoded in the "Rn" field.

Operation

```

CheckFPAdvSIMDEnabled64();
constant bits(datasize) operand = V[n, datasize];
bits(datasize) result;

constant bits(datasize) operand2 = V[d, datasize];
integer op1;
integer op2;
boolean sat;

for e = 0 to elements-1
    op1 = UInt(Elem[operand, e, esize]);
    op2 = SInt(Elem[operand2, e, esize]);
    (Elem[result, e, esize], sat) = SatQ(op1 + op2, esize, unsigned);
    if sat then FPSR.QC = '1';
V[d, datasize] = result;

```

Internal version only: aarchmrs v2025-03_rel, pseudocode v2025-03_rel ; Build timestamp: 2025-03-21T17:41

Copyright © 2010-2025 Arm Limited or its affiliates. All rights reserved. This document is Non-Confidential.

SXTL, SXTL2

Signed extend long

This instruction duplicates each vector element in the lower or upper half of the source SIMD&FP register into a vector, and writes the vector to the destination SIMD&FP register. The destination vector elements are twice as long as the source vector elements. All the values in this instruction are signed integer values.

The SXTL instruction extracts the source vector from the lower half of the source register. The SXTL2 instruction extracts the source vector from the upper half of the source register.

Depending on the settings in the CPACR_EL1, CPTR_EL2, and CPTR_EL3 registers, and the current Security state and Exception level, an attempt to execute the instruction might be trapped.

This is an alias of SSHLL, SSHLL2. This means:

- The encodings in this description are named to match the encodings of SSHLL, SSHLL2.
- The description of SSHLL, SSHLL2 gives the operational pseudocode, any CONSTRAINED UNPREDICTABLE behavior, and any operational information for this instruction.

Vector
(FEAT_AdvSIMD)

31	30	29	28	27	26	25	24	23	22	21	20	19	18	17	16	15	14	13	12	11	10	9	8	7	6	5	4	3	2	1	0
0	Q	0	0	1	1	1	1	0	!= 0000				0	0	0	1	0	1	0	0	1	Rn				Rd					
U				immh				immb				opcode																			

Encoding

SXTL{2} <Vd>.<Ta>, <Vn>.<Tb>

is equivalent to

SSHLL{2} <Vd>.<Ta>, <Vn>.<Tb>, #0

and is the preferred disassembly when BitCount (immh) == 1.

Assembler Symbols

2 Is the second and upper half specifier. If present it causes the operation to be performed on the upper 64 bits of the registers holding the narrower elements, and is encoded in “Q”:

Q 2	
0	[absent]
1	[present]

<Vd> Is the name of the SIMD&FP destination register, encoded in the "Rd" field.

<Ta> Is an arrangement specifier, encoded in “immh”:

immh	<Ta>
0001	8H
001x	4S
01xx	2D
1xxx	RESERVED

<Vn> Is the name of the SIMD&FP source register, encoded in the "Rn" field.

<Tb> Is an arrangement specifier, encoded in “immh:Q”:

immh	Q	<Tb>
0001	0	8B
0001	1	16B
001x	0	4H
001x	1	8H
01xx	0	2S
01xx	1	4S
1xxx	x	RESERVED

Operation

The description of [SSHLL, SSHLL2](#) gives the operational pseudocode for this instruction.

Operational information

If PSTATE.DIT is 1:

- The execution time of this instruction is independent of:
 - The values of the data supplied in any of its registers.
 - The values of the NZCV flags.
- The response of this instruction to asynchronous exceptions does not vary based on:
 - The values of the data supplied in any of its registers.
 - The values of the NZCV flags.

Internal version only: aarchmrs v2025-03_rel, pseudocode v2025-03_rel ; Build timestamp: 2025-03-21T17:41

Copyright © 2010-2025 Arm Limited or its affiliates. All rights reserved. This document is Non-Confidential.

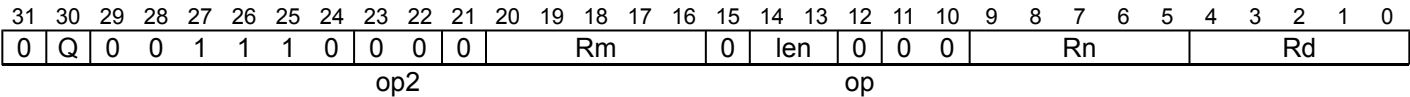
TBL

Table vector lookup

This instruction reads each value from the vector elements in the index source SIMD&FP register, uses each result as an index to perform a lookup in a table of bytes that is described by one to four source table SIMD&FP registers, places the lookup result in a vector, and writes the vector to the destination SIMD&FP register. If an index is out of range for the table, the result for that lookup is 0. If more than one source register is used to describe the table, the first source register describes the lowest bytes of the table.

Depending on the settings in the CPACR_EL1, CPTR_EL2, and CPTR_EL3 registers, and the current Security state and Exception level, an attempt to execute the instruction might be trapped.

Advanced SIMD
(FEAT_AdvSIMD)



Encoding for the Single register table variant

Applies when (len == 00)

```
TBL <Vd>.<Ta>, { <Vn>.16B }, <Vm>.<Ta>
```

Encoding for the Two register table variant

Applies when (len == 01)

```
TBL <Vd>.<Ta>, { <Vn>.16B, <Vn+1>.16B }, <Vm>.<Ta>
```

Encoding for the Three register table variant

Applies when (len == 10)

```
TBL <Vd>.<Ta>, { <Vn>.16B, <Vn+1>.16B, <Vn+2>.16B }, <Vm>.<Ta>
```

Encoding for the Four register table variant

Applies when (len == 11)

```
TBL <Vd>.<Ta>, { <Vn>.16B, <Vn+1>.16B, <Vn+2>.16B, <Vn+3>.16B }, <Vm>.<Ta>
```

Decode for all variants of this encoding

```
if !IsFeatureImplemented(FEAT_AdvSIMD) then EndOfDecode(Decode_UNDEF);
constant integer d = UInt(Rd);
constant integer n = UInt(Rn);
constant integer m = UInt(Rm);

constant integer datasize = 64 << UInt(Q);
constant integer elements = datasize DIV 8;
constant integer regs = UInt(len) + 1;
constant boolean is_tbl = (op == '0');
```

Assembler Symbols

- <Vd> Is the name of the SIMD&FP destination register, encoded in the "Rd" field.
- <Ta> Is an arrangement specifier, encoded in “Q”:

Q	<Ta>
0	8B
1	16B

- <Vn> For the "Single register table" variant: is the name of the SIMD&FP table register, encoded in the "Rn" field.
For the "Four register table", "Three register table", and "Two register table" variants: is the name of the first SIMD&FP table register, encoded in the "Rn" field.
- <Vm> Is the name of the SIMD&FP index register, encoded in the "Rm" field.
- <Vn+1> Is the name of the second SIMD&FP table register, encoded as "Rn" plus 1 modulo 32.
- <Vn+2> Is the name of the third SIMD&FP table register, encoded as "Rn" plus 2 modulo 32.
- <Vn+3> Is the name of the fourth SIMD&FP table register, encoded as "Rn" plus 3 modulo 32.

Operation

```

CheckFPAdvSIMDEnabled64();
constant bits(datasize) indices = V[m, datasize];
bits(128*regs) table = Zeros(128*regs);
bits(datasize) result;
integer index;

// Create table from registers
for i = 0 to regs - 1
    Elem[table, i, 128] = V[(n+i) MOD 32, 128];

result = if is_tbl then Zeros(datasize) else V[d, datasize];
for i = 0 to elements - 1
    index = UInt(Elem[indices, i, 8]);
    if index < 16 * regs then
        Elem[result, i, 8] = Elem[table, index, 8];

V[d, datasize] = result;

```

Operational information

If PSTATE.DIT is 1:

- The execution time of this instruction is independent of:
 - The values of the data supplied in any of its registers.
 - The values of the NZCV flags.
- The response of this instruction to asynchronous exceptions does not vary based on:
 - The values of the data supplied in any of its registers.
 - The values of the NZCV flags.

Internal version only: aarchmrs v2025-03_rel, pseudocode v2025-03_rel ; Build timestamp: 2025-03-21T17:41

Copyright © 2010-2025 Arm Limited or its affiliates. All rights reserved. This document is Non-Confidential.

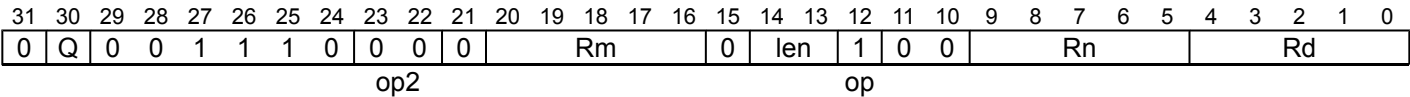
TBX

Table vector lookup extension

This instruction reads each value from the vector elements in the index source SIMD&FP register, uses each result as an index to perform a lookup in a table of bytes that is described by one to four source table SIMD&FP registers, places the lookup result in a vector, and writes the vector to the destination SIMD&FP register. If an index is out of range for the table, the existing value in the vector element of the destination register is left unchanged. If more than one source register is used to describe the table, the first source register describes the lowest bytes of the table.

Depending on the settings in the CPACR_EL1, CPTR_EL2, and CPTR_EL3 registers, and the current Security state and Exception level, an attempt to execute the instruction might be trapped.

Advanced SIMD
(FEAT_AdvSIMD)



Encoding for the Single register table variant

Applies when (len == 00)

```
TBX <Vd>.<Ta>, { <Vn>.16B }, <Vm>.<Ta>
```

Encoding for the Two register table variant

Applies when (len == 01)

```
TBX <Vd>.<Ta>, { <Vn>.16B, <Vn+1>.16B }, <Vm>.<Ta>
```

Encoding for the Three register table variant

Applies when (len == 10)

```
TBX <Vd>.<Ta>, { <Vn>.16B, <Vn+1>.16B, <Vn+2>.16B }, <Vm>.<Ta>
```

Encoding for the Four register table variant

Applies when (len == 11)

```
TBX <Vd>.<Ta>, { <Vn>.16B, <Vn+1>.16B, <Vn+2>.16B, <Vn+3>.16B }, <Vm>.<Ta>
```

Decode for all variants of this encoding

```
if !IsFeatureImplemented(FEAT_AdvSIMD) then EndOfDecode(Decode_UNDEF);
constant integer d = UInt(Rd);
constant integer n = UInt(Rn);
constant integer m = UInt(Rm);

constant integer datasize = 64 << UInt(Q);
constant integer elements = datasize DIV 8;
constant integer regs = UInt(len) + 1;
constant boolean is_tbl = (op == '0');
```

Assembler Symbols

- <Vd> Is the name of the SIMD&FP destination register, encoded in the "Rd" field.
- <Ta> Is an arrangement specifier, encoded in “Q”:

Q	<Ta>
0	8B
1	16B

- <Vn> For the "Single register table" variant: is the name of the SIMD&FP table register, encoded in the "Rn" field.
For the "Four register table", "Three register table", and "Two register table" variants: is the name of the first SIMD&FP table register, encoded in the "Rn" field.
- <Vm> Is the name of the SIMD&FP index register, encoded in the "Rm" field.
- <Vn+1> Is the name of the second SIMD&FP table register, encoded as "Rn" plus 1 modulo 32.
- <Vn+2> Is the name of the third SIMD&FP table register, encoded as "Rn" plus 2 modulo 32.
- <Vn+3> Is the name of the fourth SIMD&FP table register, encoded as "Rn" plus 3 modulo 32.

Operation

```

CheckFPAdvSIMDEnabled64();
constant bits(datasize) indices = V[m, datasize];
bits(128*regs) table = Zeros(128*regs);
bits(datasize) result;
integer index;

// Create table from registers
for i = 0 to regs - 1
    Elem[table, i, 128] = V[(n+i) MOD 32, 128];

result = if is_tbl then Zeros(datasize) else V[d, datasize];
for i = 0 to elements - 1
    index = UInt(Elem[indices, i, 8]);
    if index < 16 * regs then
        Elem[result, i, 8] = Elem[table, index, 8];

V[d, datasize] = result;

```

Operational information

If PSTATE.DIT is 1:

- The execution time of this instruction is independent of:
 - The values of the data supplied in any of its registers.
 - The values of the NZCV flags.
- The response of this instruction to asynchronous exceptions does not vary based on:
 - The values of the data supplied in any of its registers.
 - The values of the NZCV flags.

Internal version only: aarchmrs v2025-03_rel, pseudocode v2025-03_rel ; Build timestamp: 2025-03-21T17:41

Copyright © 2010-2025 Arm Limited or its affiliates. All rights reserved. This document is Non-Confidential.

TRN1

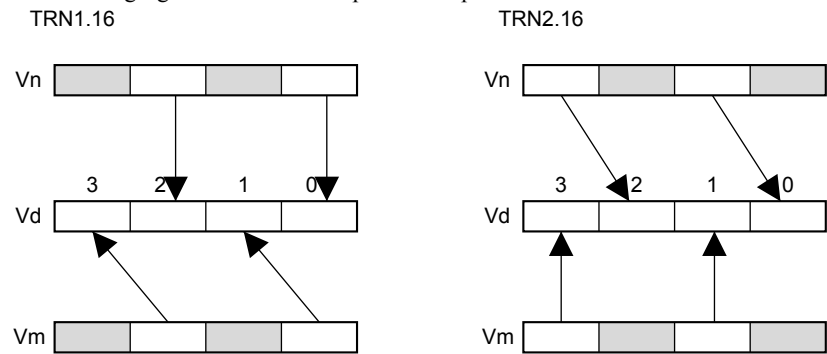
Transpose vectors (primary)

This instruction reads corresponding even-numbered vector elements from the two source SIMD&FP registers, starting at zero, places each result into consecutive elements of a vector, and writes the vector to the destination SIMD&FP register. Vector elements from the first source register are placed into even-numbered elements of the destination vector, starting at zero, while vector elements from the second source register are placed into odd-numbered elements of the destination vector.

Note

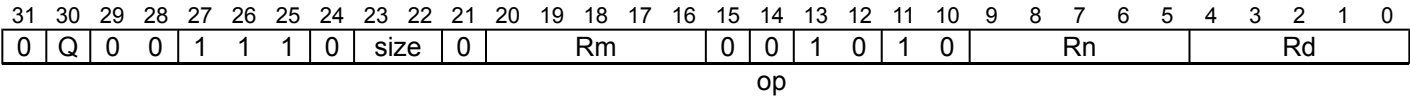
By using this instruction with TRN2, a 2 x 2 matrix can be transposed.

The following figure shows an example of the operation of TRN1 and TRN2 halfword operations where Q = 0.



Depending on the settings in the CPACR_EL1, CPTR_EL2, and CPTR_EL3 registers, and the current Security state and Exception level, an attempt to execute the instruction might be trapped.

Advanced SIMD (FEAT_AdvSIMD)



Encoding

TRN1 <Vd>.<T>, <Vn>.<T>, <Vm>.<T>

Decode for this encoding

```
if !IsFeatureImplemented(FEAT_AdvSIMD) then EndOfDecode(Decode_UNDEF);
if size:Q == '110' then EndOfDecode(Decode_UNDEF);

constant integer d = UInt(Rd);
constant integer n = UInt(Rn);
constant integer m = UInt(Rm);
constant integer esize = 8 << UInt(size);
constant integer datasize = 64 << UInt(Q);
constant integer elements = datasize DIV esize;
constant integer part = UInt(op);
constant integer pairs = elements DIV 2;
```

Assembler Symbols

- <Vd> Is the name of the SIMD&FP destination register, encoded in the "Rd" field.
- <T> Is an arrangement specifier, encoded in "size:Q":

size	Q	<T>
00	0	8B
00	1	16B
01	0	4H
01	1	8H
10	0	2S
10	1	4S
11	0	RESERVED
11	1	2D

<Vn> Is the name of the first SIMD&FP source register, encoded in the "Rn" field.

<Vm> Is the name of the second SIMD&FP source register, encoded in the "Rm" field.

Operation

```

CheckFPAdvSIMDEnabled64();
constant bits(datasize) operand1 = V[n, datasize];
constant bits(datasize) operand2 = V[m, datasize];
bits(datasize) result;

for p = 0 to pairs-1
    Elem[result, 2*p+0, esize] = Elem[operand1, 2*p+part, esize];
    Elem[result, 2*p+1, esize] = Elem[operand2, 2*p+part, esize];

V[d, datasize] = result;

```

Operational information

If PSTATE.DIT is 1:

- The execution time of this instruction is independent of:
 - The values of the data supplied in any of its registers.
 - The values of the NZCV flags.
- The response of this instruction to asynchronous exceptions does not vary based on:
 - The values of the data supplied in any of its registers.
 - The values of the NZCV flags.

Internal version only: aarchmrs v2025-03_rel, pseudocode v2025-03_rel ; Build timestamp: 2025-03-21T17:41

Copyright © 2010-2025 Arm Limited or its affiliates. All rights reserved. This document is Non-Confidential.

TRN2

Transpose vectors (secondary)

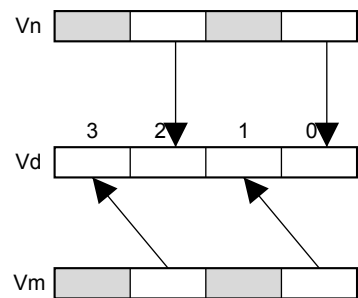
This instruction reads corresponding odd-numbered vector elements from the two source SIMD&FP registers, places each result into consecutive elements of a vector, and writes the vector to the destination SIMD&FP register. Vector elements from the first source register are placed into even-numbered elements of the destination vector, starting at zero, while vector elements from the second source register are placed into odd-numbered elements of the destination vector.

Note

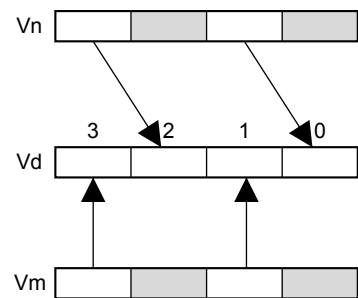
By using this instruction with TRN1, a 2 x 2 matrix can be transposed.

The following figure shows an example of the operation of TRN1 and TRN2 halfword operations where Q = 0.

TRN1.16

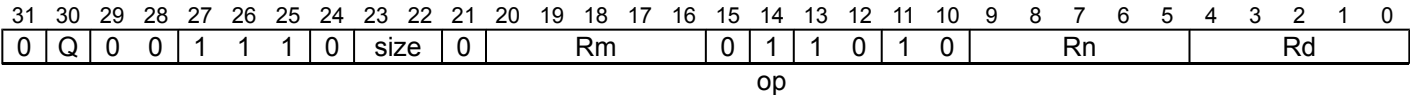


TRN2.16



Depending on the settings in the CPACR_EL1, CPTR_EL2, and CPTR_EL3 registers, and the current Security state and Exception level, an attempt to execute the instruction might be trapped.

Advanced SIMD
(FEAT_AdvSIMD)



Encoding

TRN2 <Vd>.<T>, <Vn>.<T>, <Vm>.<T>

Decode for this encoding

```
if !IsFeatureImplemented(FEAT_AdvSIMD) then EndOfDecode(Decode_UNDEF);
if size:Q == '110' then EndOfDecode(Decode_UNDEF);

constant integer d = UInt(Rd);
constant integer n = UInt(Rn);
constant integer m = UInt(Rm);
constant integer esize = 8 << UInt(size);
constant integer datasize = 64 << UInt(Q);
constant integer elements = datasize DIV esize;
constant integer part = UInt(op);
constant integer pairs = elements DIV 2;
```

Assembler Symbols

- <Vd> Is the name of the SIMD&FP destination register, encoded in the "Rd" field.
- <T> Is an arrangement specifier, encoded in "size:Q":

size	Q	<T>
00	0	8B
00	1	16B
01	0	4H
01	1	8H
10	0	2S
10	1	4S
11	0	RESERVED
11	1	2D

<Vn> Is the name of the first SIMD&FP source register, encoded in the "Rn" field.

<Vm> Is the name of the second SIMD&FP source register, encoded in the "Rm" field.

Operation

```

CheckFPAdvSIMDEnabled64();
constant bits(datasize) operand1 = V[n, datasize];
constant bits(datasize) operand2 = V[m, datasize];
bits(datasize) result;

for p = 0 to pairs-1
    Elem[result, 2*p+0, esize] = Elem[operand1, 2*p+part, esize];
    Elem[result, 2*p+1, esize] = Elem[operand2, 2*p+part, esize];

V[d, datasize] = result;

```

Operational information

If PSTATE.DIT is 1:

- The execution time of this instruction is independent of:
 - The values of the data supplied in any of its registers.
 - The values of the NZCV flags.
- The response of this instruction to asynchronous exceptions does not vary based on:
 - The values of the data supplied in any of its registers.
 - The values of the NZCV flags.

Internal version only: aarchmrs v2025-03_rel, pseudocode v2025-03_rel ; Build timestamp: 2025-03-21T17:41

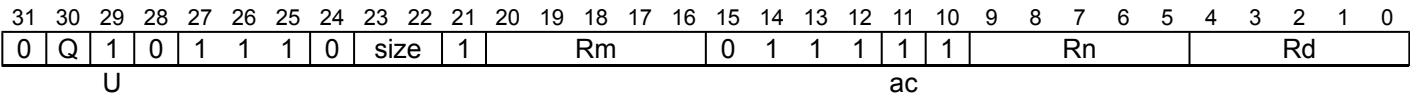
Copyright © 2010-2025 Arm Limited or its affiliates. All rights reserved. This document is Non-Confidential.

UABA

Unsigned absolute difference and accumulate

This instruction subtracts the elements of the vector of the second source SIMD&FP register from the corresponding elements of the first source SIMD&FP register, and accumulates the absolute values of the results into the elements of the vector of the destination SIMD&FP register. Depending on the settings in the CPACR_EL1, CPTR_EL2, and CPTR_EL3 registers, and the current Security state and Exception level, an attempt to execute the instruction might be trapped.

Three registers of the same type (FEAT_AdvSIMD)



Encoding

UABA <Vd>.<T>, <Vn>.<T>, <Vm>.<T>

Decode for this encoding

```
if !IsFeatureImplemented(FEAT_AdvSIMD) then EndOfDecode(Decode_UNDEF);
if size == '11' then EndOfDecode(Decode_UNDEF);
constant integer d = UInt(Rd);
constant integer n = UInt(Rn);
constant integer m = UInt(Rm);
constant integer esize = 8 << UInt(size);
constant integer datasize = 64 << UInt(Q);
constant integer elements = datasize DIV esize;
```

Assembler Symbols

<Vd> Is the name of the SIMD&FP destination register, encoded in the "Rd" field.

<T> Is an arrangement specifier, encoded in "size:Q":

size	Q	<T>
00	0	8B
00	1	16B
01	0	4H
01	1	8H
10	0	2S
10	1	4S
11	x	RESERVED

<Vn> Is the name of the first SIMD&FP source register, encoded in the "Rn" field.

<Vm> Is the name of the second SIMD&FP source register, encoded in the "Rm" field.

Operation

```
CheckFPAdvSIMDEnabled64();
constant bits(datasize) operand1 = V[n, datasize];
constant bits(datasize) operand2 = V[m, datasize];
bits(datasize) result = V[d, datasize];
integer element1;
integer element2;
bits(esize) absdiff;

for e = 0 to elements-1
    element1 = UInt(Elem[operand1, e, esize]);
    element2 = UInt(Elem[operand2, e, esize]);
    absdiff = Abs(element1 - element2)<esize-1:0>;
    Elem[result, e, esize] = Elem[result, e, esize] + absdiff;

V[d, datasize] = result;
```

Operational information

If PSTATE.DIT is 1:

- The execution time of this instruction is independent of:
 - The values of the data supplied in any of its registers.
 - The values of the NZCV flags.
- The response of this instruction to asynchronous exceptions does not vary based on:
 - The values of the data supplied in any of its registers.
 - The values of the NZCV flags.

Internal version only: aarchmrs v2025-03_rel, pseudocode v2025-03_rel ; Build timestamp: 2025-03-21T17:41

Copyright © 2010-2025 Arm Limited or its affiliates. All rights reserved. This document is Non-Confidential.

UABAL, UABAL2

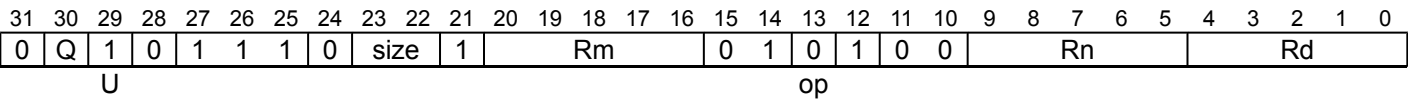
Unsigned absolute difference and accumulate long

This instruction subtracts the vector elements in the lower or upper half of the second source SIMD&FP register from the corresponding vector elements of the first source SIMD&FP register, and accumulates the absolute values of the results into the vector elements of the destination SIMD&FP register. The destination vector elements are twice as long as the source vector elements. All the values in this instruction are unsigned integer values.

The UABAL instruction extracts each source vector from the lower half of each source register. The UABAL2 instruction extracts each source vector from the upper half of each source register.

Depending on the settings in the CPACR_EL1, CPTR_EL2, and CPTR_EL3 registers, and the current Security state and Exception level, an attempt to execute the instruction might be trapped.

Three registers, not all the same type (FEAT_AdvSIMD)



Encoding

UABAL{2} <Vd>.<Ta>, <Vn>.<Tb>, <Vm>.<Tb>

Decode for this encoding

```
if !IsFeatureImplemented(FEAT_AdvSIMD) then EndOfDecode(Decode_UNDEF);
if size == '11' then EndOfDecode(Decode_UNDEF);
constant integer d = UInt(Rd);
constant integer n = UInt(Rn);
constant integer m = UInt(Rm);

constant integer esize = 8 << UInt(size);
constant integer datasize = 64;
constant integer part = UInt(Q);
constant integer elements = datasize DIV esize;
```

Assembler Symbols

2 Is the second and upper half specifier. If present it causes the operation to be performed on the upper 64 bits of the registers holding the narrower elements, and is encoded in “Q”:

Q	2
0	[absent]
1	[present]

<Vd> Is the name of the SIMD&FP destination register, encoded in the "Rd" field.

<Ta> Is an arrangement specifier, encoded in “size”:

size	<Ta>
00	8H
01	4S
10	2D
11	RESERVED

<Vn> Is the name of the first SIMD&FP source register, encoded in the "Rn" field.

<Tb> Is an arrangement specifier, encoded in “size:Q”:

size	Q	<Tb>
00	0	8B
00	1	16B
01	0	4H
01	1	8H
10	0	2S
10	1	4S
11	x	RESERVED

<Vm> Is the name of the second SIMD&FP source register, encoded in the "Rm" field.

Operation

```

CheckFPAdvSIMDEnabled64();
constant bits(datasize) operand1 = Vpart[n, part, datasize];
constant bits(datasize) operand2 = Vpart[m, part, datasize];
bits(2*datasize) result = V[d, 2*datasize];
integer element1;
integer element2;
bits(2*esize) absdiff;

for e = 0 to elements-1
    element1 = UInt(Elem[operand1, e, esize]);
    element2 = UInt(Elem[operand2, e, esize]);
    absdiff = Abs(element1-element2)<2*esize-1:0>;
    Elem[result, e, 2*esize] = Elem[result, e, 2*esize] + absdiff;
V[d, 2*datasize] = result;

```

Operational information

If PSTATE.DIT is 1:

- The execution time of this instruction is independent of:
 - The values of the data supplied in any of its registers.
 - The values of the NZCV flags.
- The response of this instruction to asynchronous exceptions does not vary based on:
 - The values of the data supplied in any of its registers.
 - The values of the NZCV flags.

Internal version only: aarchmrs v2025-03_rel, pseudocode v2025-03_rel ; Build timestamp: 2025-03-21T17:41

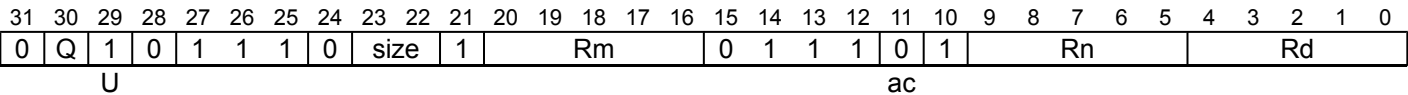
Copyright © 2010-2025 Arm Limited or its affiliates. All rights reserved. This document is Non-Confidential.

UABD

Unsigned absolute difference (vector)

This instruction subtracts the elements of the vector of the second source SIMD&FP register from the corresponding elements of the first source SIMD&FP register, places the absolute values of the results into a vector, and writes the vector to the destination SIMD&FP register.
Depending on the settings in the CPACR_EL1, CPTR_EL2, and CPTR_EL3 registers, and the current Security state and Exception level, an attempt to execute the instruction might be trapped.

Three registers of the same type (FEAT_AdvSIMD)



Encoding

UABD <Vd>.<T>, <Vn>.<T>, <Vm>.<T>

Decode for this encoding

```
if !IsFeatureImplemented(FEAT_AdvSIMD) then EndOfDecode(Decode_UNDEF);
if size == '11' then EndOfDecode(Decode_UNDEF);
constant integer d = UInt(Rd);
constant integer n = UInt(Rn);
constant integer m = UInt(Rm);
constant integer esize = 8 << UInt(size);
constant integer datasize = 64 << UInt(Q);
constant integer elements = datasize DIV esize;
```

Assembler Symbols

<Vd> Is the name of the SIMD&FP destination register, encoded in the "Rd" field.

<T> Is an arrangement specifier, encoded in "size:Q":

size	Q	<T>
00	0	8B
00	1	16B
01	0	4H
01	1	8H
10	0	2S
10	1	4S
11	x	RESERVED

<Vn> Is the name of the first SIMD&FP source register, encoded in the "Rn" field.

<Vm> Is the name of the second SIMD&FP source register, encoded in the "Rm" field.

Operation

```
CheckFPAdvSIMDEnabled64();
constant bits(datasize) operand1 = V[n, datasize];
constant bits(datasize) operand2 = V[m, datasize];
bits(datasize) result = Zeros(datasize);
integer element1;
integer element2;
bits(esize) absdiff;

for e = 0 to elements-1
    element1 = UInt(Elem[operand1, e, esize]);
    element2 = UInt(Elem[operand2, e, esize]);
    absdiff = Abs(element1 - element2)<esize-1:0>;
    Elem[result, e, esize] = Elem[result, e, esize] + absdiff;

V[d, datasize] = result;
```

Operational information

If PSTATE.DIT is 1:

- The execution time of this instruction is independent of:
 - The values of the data supplied in any of its registers.
 - The values of the NZCV flags.
- The response of this instruction to asynchronous exceptions does not vary based on:
 - The values of the data supplied in any of its registers.
 - The values of the NZCV flags.

Internal version only: aarchmrs v2025-03_rel, pseudocode v2025-03_rel ; Build timestamp: 2025-03-21T17:41

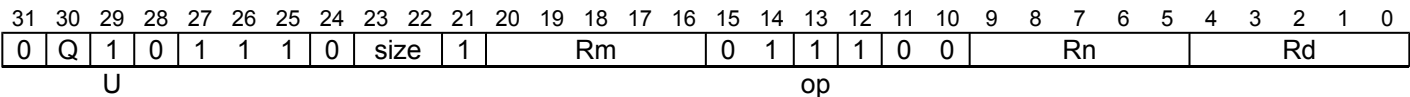
Copyright © 2010-2025 Arm Limited or its affiliates. All rights reserved. This document is Non-Confidential.

UABDL, UABDL2

Unsigned absolute difference long

This instruction subtracts the vector elements in the lower or upper half of the second source SIMD&FP register from the corresponding vector elements of the first source SIMD&FP register, places the absolute value of the result into a vector, and writes the vector to the destination SIMD&FP register. The destination vector elements are twice as long as the source vector elements. All the values in this instruction are unsigned integer values. The UABDL instruction extracts each source vector from the lower half of each source register. The UABDL2 instruction extracts each source vector from the upper half of each source register. Depending on the settings in the CPACR_EL1, CPTR_EL2, and CPTR_EL3 registers, and the current Security state and Exception level, an attempt to execute the instruction might be trapped.

Three registers, not all the same type (FEAT_AdvSIMD)



Encoding

UABDL{2} <Vd>.<Ta>, <Vn>.<Tb>, <Vm>.<Tb>

Decode for this encoding

```
if !IsFeatureImplemented(FEAT_AdvSIMD) then EndOfDecode(Decode_UNDEF);
if size == '11' then EndOfDecode(Decode_UNDEF);
constant integer d = UInt(Rd);
constant integer n = UInt(Rn);
constant integer m = UInt(Rm);

constant integer esize = 8 << UInt(size);
constant integer datasize = 64;
constant integer part = UInt(Q);
constant integer elements = datasize DIV esize;
```

Assembler Symbols

2 Is the second and upper half specifier. If present it causes the operation to be performed on the upper 64 bits of the registers holding the narrower elements, and is encoded in “Q”:

Q	2
0	[absent]
1	[present]

<Vd> Is the name of the SIMD&FP destination register, encoded in the "Rd" field.

<Ta> Is an arrangement specifier, encoded in “size”:

size	<Ta>
00	8H
01	4S
10	2D
11	RESERVED

<Vn> Is the name of the first SIMD&FP source register, encoded in the "Rn" field.

<Tb> Is an arrangement specifier, encoded in “size:Q”:

size	Q	<Tb>
00	0	8B
00	1	16B
01	0	4H
01	1	8H
10	0	2S
10	1	4S
11	x	RESERVED

<Vm> Is the name of the second SIMD&FP source register, encoded in the "Rm" field.

Operation

```

CheckFPAdvSIMDEnabled64();
constant bits(datasize) operand1 = Vpart[n, part, datasize];
constant bits(datasize) operand2 = Vpart[m, part, datasize];
bits(2*datasize) result = Zeros(2*datasize);
integer element1;
integer element2;
bits(2*esize) absdiff;

for e = 0 to elements-1
    element1 = UInt(Elem[operand1, e, esize]);
    element2 = UInt(Elem[operand2, e, esize]);
    absdiff = Abs(element1-element2)<2*esize-1:0>;
    Elem[result, e, 2*esize] = Elem[result, e, 2*esize] + absdiff;
V[d, 2*datasize] = result;

```

Operational information

If PSTATE.DIT is 1:

- The execution time of this instruction is independent of:
 - The values of the data supplied in any of its registers.
 - The values of the NZCV flags.
- The response of this instruction to asynchronous exceptions does not vary based on:
 - The values of the data supplied in any of its registers.
 - The values of the NZCV flags.

Internal version only: aarchmrs v2025-03_rel, pseudocode v2025-03_rel ; Build timestamp: 2025-03-21T17:41

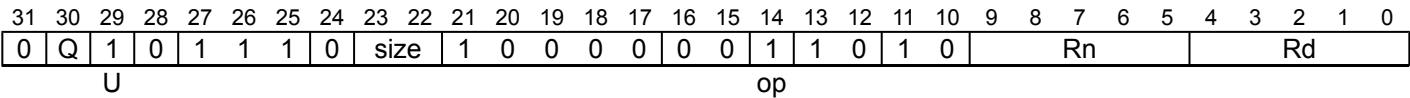
Copyright © 2010-2025 Arm Limited or its affiliates. All rights reserved. This document is Non-Confidential.

UADALP

Unsigned add and accumulate long pairwise

This instruction adds pairs of adjacent unsigned integer values from the vector in the source SIMD&FP register and accumulates the results with the vector elements of the destination SIMD&FP register. The destination vector elements are twice as long as the source vector elements. Depending on the settings in the CPACR_EL1, CPTR_EL2, and CPTR_EL3 registers, and the current Security state and Exception level, an attempt to execute the instruction might be trapped.

Vector
(FEAT_AdvSIMD)



Encoding

UADALP <Vd>.<Ta>, <Vn>.<Tb>

Decode for this encoding

```
if !IsFeatureImplemented(FEAT_AdvSIMD) then EndOfDecode(Decode_UNDEF);
if size == '11' then EndOfDecode(Decode_UNDEF);
constant integer d = UInt(Rd);
constant integer n = UInt(Rn);

constant integer esize = 8 << UInt(size);
constant integer datasize = 64 << UInt(Q);
constant integer elements = datasize DIV (2 * esize);
```

Assembler Symbols

<Vd> Is the name of the SIMD&FP destination register, encoded in the "Rd" field.

<Ta> Is an arrangement specifier, encoded in “size:Q”:

size	Q	<Ta>
00	0	4H
00	1	8H
01	0	2S
01	1	4S
10	0	1D
10	1	2D
11	x	RESERVED

<Vn> Is the name of the SIMD&FP source register, encoded in the "Rn" field.

<Tb> Is an arrangement specifier, encoded in “size:Q”:

size	Q	<Tb>
00	0	8B
00	1	16B
01	0	4H
01	1	8H
10	0	2S
10	1	4S
11	x	RESERVED

Operation

```
CheckFPAdvSIMDEnabled64();
constant bits(datasize) operand = V[n, datasize];
bits(datasize) result = V[d, datasize];

bits(2*esize) sum;
integer op1;
integer op2;

for e = 0 to elements-1
    op1 = UInt(Elem[operand, 2*e+0, esize]);
    op2 = UInt(Elem[operand, 2*e+1, esize]);
    sum = (op1+op2)<2*esize-1:0>;
    Elem[result, e, 2*esize] = Elem[result, e, 2*esize] + sum;

V[d, datasize] = result;
```

Operational information

If PSTATE.DIT is 1:

- The execution time of this instruction is independent of:
 - The values of the data supplied in any of its registers.
 - The values of the NZCV flags.
- The response of this instruction to asynchronous exceptions does not vary based on:
 - The values of the data supplied in any of its registers.
 - The values of the NZCV flags.

Internal version only: aarchmrs v2025-03_rel, pseudocode v2025-03_rel ; Build timestamp: 2025-03-21T17:41

Copyright © 2010-2025 Arm Limited or its affiliates. All rights reserved. This document is Non-Confidential.

UADDL, UADDL2

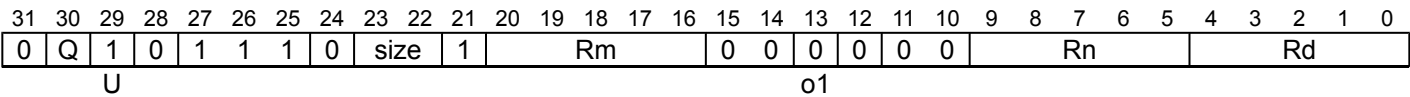
Unsigned add long (vector)

This instruction adds each vector element in the lower or upper half of the first source SIMD&FP register to the corresponding vector element of the second source SIMD&FP register, places the result into a vector, and writes the vector to the destination SIMD&FP register. The destination vector elements are twice as long as the source vector elements. All the values in this instruction are unsigned integer values.

The UADDL instruction extracts each source vector from the lower half of each source register. The UADDL2 instruction extracts each source vector from the upper half of each source register.

Depending on the settings in the CPACR_EL1, CPTR_EL2, and CPTR_EL3 registers, and the current Security state and Exception level, an attempt to execute the instruction might be trapped.

Three registers, not all the same type (FEAT_AdvSIMD)



Encoding

UADDL{2} <Vd>.<Ta>, <Vn>.<Tb>, <Vm>.<Tb>

Decode for this encoding

```
if !IsFeatureImplemented(FEAT_AdvSIMD) then EndOfDecode(Decode_UNDEF);
if size == '11' then EndOfDecode(Decode_UNDEF);
constant integer d = UInt(Rd);
constant integer n = UInt(Rn);
constant integer m = UInt(Rm);

constant integer esize = 8 << UInt(size);
constant integer datasize = 64;
constant integer part = UInt(Q);
constant integer elements = datasize DIV esize;
```

Assembler Symbols

2 Is the second and upper half specifier. If present it causes the operation to be performed on the upper 64 bits of the registers holding the narrower elements, and is encoded in “Q”:

Q	2
0	[absent]
1	[present]

<Vd> Is the name of the SIMD&FP destination register, encoded in the "Rd" field.

<Ta> Is an arrangement specifier, encoded in “size”:

size	<Ta>
00	8H
01	4S
10	2D
11	RESERVED

<Vn> Is the name of the first SIMD&FP source register, encoded in the "Rn" field.

<Tb> Is an arrangement specifier, encoded in “size:Q”:

size	Q	<Tb>
00	0	8B
00	1	16B
01	0	4H
01	1	8H
10	0	2S
10	1	4S
11	x	RESERVED

<Vm> Is the name of the second SIMD&FP source register, encoded in the "Rm" field.

Operation

```

CheckFPAdvSIMDEnabled64();
constant bits(datasize) operand1 = Vpart[n, part, datasize];
constant bits(datasize) operand2 = Vpart[m, part, datasize];
bits(2*datasize) result;
integer element1;
integer element2;
integer sum;

for e = 0 to elements-1
    element1 = UInt(Elem[operand1, e, esize]);
    element2 = UInt(Elem[operand2, e, esize]);
    sum = element1 + element2;
    Elem[result, e, 2*esize] = sum<2*esize-1:0>;

V[d, 2*datasize] = result;

```

Operational information

If PSTATE.DIT is 1:

- The execution time of this instruction is independent of:
 - The values of the data supplied in any of its registers.
 - The values of the NZCV flags.
- The response of this instruction to asynchronous exceptions does not vary based on:
 - The values of the data supplied in any of its registers.
 - The values of the NZCV flags.

Internal version only: aarchmrs v2025-03_rel, pseudocode v2025-03_rel ; Build timestamp: 2025-03-21T17:41

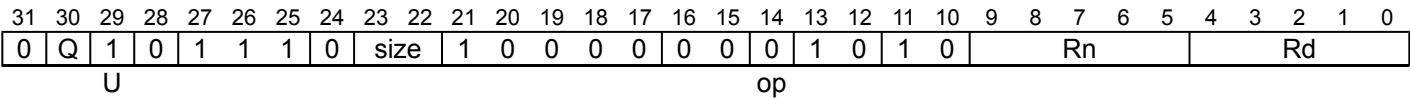
Copyright © 2010-2025 Arm Limited or its affiliates. All rights reserved. This document is Non-Confidential.

UADDLP

Unsigned add long pairwise

This instruction adds pairs of adjacent unsigned integer values from the vector in the source SIMD&FP register, places the result into a vector, and writes the vector to the destination SIMD&FP register. The destination vector elements are twice as long as the source vector elements. Depending on the settings in the CPACR_EL1, CPTR_EL2, and CPTR_EL3 registers, and the current Security state and Exception level, an attempt to execute the instruction might be trapped.

Vector
(FEAT_AdvSIMD)



Encoding

UADDLP <Vd>.<Ta>, <Vn>.<Tb>

Decode for this encoding

```
if !IsFeatureImplemented(FEAT_AdvSIMD) then EndOfDecode(Decode_UNDEF);
if size == '11' then EndOfDecode(Decode_UNDEF);
constant integer d = UInt(Rd);
constant integer n = UInt(Rn);

constant integer esize = 8 << UInt(size);
constant integer datasize = 64 << UInt(Q);
constant integer elements = datasize DIV (2 * esize);
```

Assembler Symbols

<Vd> Is the name of the SIMD&FP destination register, encoded in the "Rd" field.

<Ta> Is an arrangement specifier, encoded in “size:Q”:

size	Q	<Ta>
00	0	4H
00	1	8H
01	0	2S
01	1	4S
10	0	1D
10	1	2D
11	x	RESERVED

<Vn> Is the name of the SIMD&FP source register, encoded in the "Rn" field.

<Tb> Is an arrangement specifier, encoded in “size:Q”:

size	Q	<Tb>
00	0	8B
00	1	16B
01	0	4H
01	1	8H
10	0	2S
10	1	4S
11	x	RESERVED

Operation

```
CheckFPAdvSIMDEnabled64();
constant bits(datasize) operand = V[n, datasize];
bits(datasize) result;

bits(2*esize) sum;
integer op1;
integer op2;

for e = 0 to elements-1
    op1 = UInt(Elem[operand, 2*e+0, esize]);
    op2 = UInt(Elem[operand, 2*e+1, esize]);
    sum = (op1+op2)<2*esize-1:0>;
    Elem[result, e, 2*esize] = sum;

V[d, datasize] = result;
```

Operational information

If PSTATE.DIT is 1:

- The execution time of this instruction is independent of:
 - The values of the data supplied in any of its registers.
 - The values of the NZCV flags.
- The response of this instruction to asynchronous exceptions does not vary based on:
 - The values of the data supplied in any of its registers.
 - The values of the NZCV flags.

Internal version only: aarchmrs v2025-03_rel, pseudocode v2025-03_rel ; Build timestamp: 2025-03-21T17:41

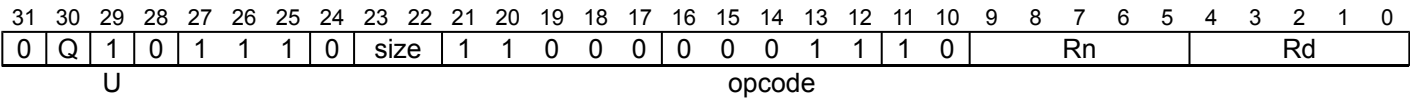
Copyright © 2010-2025 Arm Limited or its affiliates. All rights reserved. This document is Non-Confidential.

UADDLV

Unsigned sum long across vector

This instruction adds every vector element in the source SIMD&FP register together, and writes the scalar result to the destination SIMD&FP register. The destination scalar is twice as long as the source vector elements. All the values in this instruction are unsigned integer values. Depending on the settings in the CPACR_EL1, CPTR_EL2, and CPTR_EL3 registers, and the current Security state and Exception level, an attempt to execute the instruction might be trapped.

Advanced SIMD
(FEAT_AdvSIMD)



Encoding

UADDLV <V><d>, <Vn>.<T>

Decode for this encoding

```
if !IsFeatureImplemented(FEAT_AdvSIMD) then EndOfDecode(Decode_UNDEF);
if size:Q == '100' then EndOfDecode(Decode_UNDEF);
if size == '11' then EndOfDecode(Decode_UNDEF);

constant integer d = UInt(Rd);
constant integer n = UInt(Rn);

constant integer esize = 8 << UInt(size);
constant integer datasize = 64 << UInt(Q);
constant integer elements = datasize DIV esize;

constant boolean unsigned = TRUE;
```

Assembler Symbols

<V> Is the destination width specifier, encoded in “size”:

size	<V>
00	H
01	S
10	D
11	RESERVED

<d> Is the number of the SIMD&FP destination register, encoded in the "Rd" field.

<Vn> Is the name of the SIMD&FP source register, encoded in the "Rn" field.

<T> Is an arrangement specifier, encoded in “size:Q”:

size	Q	<T>
00	0	8B
00	1	16B
01	0	4H
01	1	8H
10	0	RESERVED
10	1	4S
11	x	RESERVED

Operation

```
CheckFPAdvSIMDEnabled64();  
constant bits(datasize) operand = V[n, datasize];  
integer sum = Int(Elem[operand, 0, esize], unsigned);  
  
for e = 1 to elements-1  
    sum = sum + Int(Elem[operand, e, esize], unsigned);  
  
V[d, 2*esize] = sum<2*esize-1:0>;
```

Operational information

If PSTATE.DIT is 1:

- The execution time of this instruction is independent of:
 - The values of the data supplied in any of its registers.
 - The values of the NZCV flags.
- The response of this instruction to asynchronous exceptions does not vary based on:
 - The values of the data supplied in any of its registers.
 - The values of the NZCV flags.

Internal version only: aarchmrs v2025-03_rel, pseudocode v2025-03_rel ; Build timestamp: 2025-03-21T17:41

Copyright © 2010-2025 Arm Limited or its affiliates. All rights reserved. This document is Non-Confidential.

UADDW, UADDW2

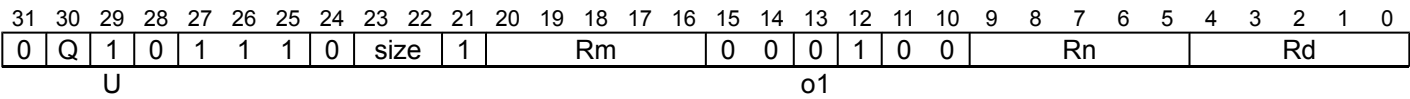
Unsigned add wide

This instruction adds the vector elements of the first source SIMD&FP register to the corresponding vector elements in the lower or upper half of the second source SIMD&FP register, places the result in a vector, and writes the vector to the SIMD&FP destination register. The vector elements of the destination register and the first source register are twice as long as the vector elements of the second source register. All the values in this instruction are unsigned integer values.

The UADDW instruction extracts vector elements from the lower half of the second source register. The UADDW2 instruction extracts vector elements from the upper half of the second source register.

Depending on the settings in the CPACR_EL1, CPTR_EL2, and CPTR_EL3 registers, and the current Security state and Exception level, an attempt to execute the instruction might be trapped.

Three registers, not all the same type (FEAT_AdvSIMD)



Encoding

UADDW{2} <Vd>.<Ta>, <Vn>.<Ta>, <Vm>.<Tb>

Decode for this encoding

```
if !IsFeatureImplemented(FEAT_AdvSIMD) then EndOfDecode(Decode_UNDEF);
if size == '11' then EndOfDecode(Decode_UNDEF);
constant integer d = UInt(Rd);
constant integer n = UInt(Rn);
constant integer m = UInt(Rm);

constant integer esize = 8 << UInt(size);
constant integer datasize = 64;
constant integer part = UInt(Q);
constant integer elements = datasize DIV esize;
```

Assembler Symbols

- 2

Is the second and upper half specifier. If present it causes the operation to be performed on the upper 64 bits of the registers holding the narrower elements, and is encoded in “Q”:
- | Q | 2 |
|---|-----------|
| 0 | [absent] |
| 1 | [present] |
- <Vd>

Is the name of the SIMD&FP destination register, encoded in the "Rd" field.
- <Ta>

Is an arrangement specifier, encoded in “size”:
- | size | <Ta> |
|------|----------|
| 00 | 8H |
| 01 | 4S |
| 10 | 2D |
| 11 | RESERVED |
- <Vn>

Is the name of the first SIMD&FP source register, encoded in the "Rn" field.
- <Vm>

Is the name of the second SIMD&FP source register, encoded in the "Rm" field.
- <Tb>

Is an arrangement specifier, encoded in “size:Q”:

size	Q	<Tb>
00	0	8B
00	1	16B
01	0	4H
01	1	8H
10	0	2S
10	1	4S
11	x	RESERVED

Operation

```

CheckFPAdvSIMDEnabled64();
constant bits(2*datasize) operand1 = V[n, 2*datasize];
constant bits(datasize) operand2 = Vpart[m, part, datasize];
bits(2*datasize) result;
integer element1;
integer element2;
integer sum;

for e = 0 to elements-1
    element1 = UInt(Elem[operand1, e, 2*esize]);
    element2 = UInt(Elem[operand2, e, esize]);
    sum = element1 + element2;
    Elem[result, e, 2*esize] = sum<2*esize-1:0>;

V[d, 2*datasize] = result;

```

Operational information

If PSTATE.DIT is 1:

- The execution time of this instruction is independent of:
 - The values of the data supplied in any of its registers.
 - The values of the NZCV flags.
- The response of this instruction to asynchronous exceptions does not vary based on:
 - The values of the data supplied in any of its registers.
 - The values of the NZCV flags.

Internal version only: aarchmrs v2025-03_rel, pseudocode v2025-03_rel ; Build timestamp: 2025-03-21T17:41

Copyright © 2010-2025 Arm Limited or its affiliates. All rights reserved. This document is Non-Confidential.

UCVTF (scalar SIMD&FP)

Unsigned integer convert to floating-point (scalar SIMD&FP)

This instruction converts the unsigned integer value in the SIMD&FP source register to a floating-point value using the rounding mode that is specified by the FPCR, and writes the result to the SIMD&FP destination register.

This instruction can generate a floating-point exception. Depending on the settings in FPCR, the exception results in either a flag being set in FPSR or a synchronous exception being generated. For more information, see [Floating-point exceptions and exception traps](#).

Depending on the settings in the CPACR_EL1, CPTR_EL2, and CPTR_EL3 registers, and the current Security state and Exception level, an attempt to execute the instruction might be trapped.

Integer (FEAT_FPRCVT)

31	30	29	28	27	26	25	24	23	22	21	20	19	18	17	16	15	14	13	12	11	10	9	8	7	6	5	4	3	2	1	0
sf	0	0	1	1	1	1	0	ftype	1	1	1	1	0	1	0	0	0	0	0	0	Rn						Rd				
S								rmode				opcode																			

Encoding for the 32-bit to half-precision variant

Applies when (sf == 0 && ftype == 11)

UCVTF <Hd>, <Sn>

Encoding for the 32-bit to double-precision variant

Applies when (sf == 0 && ftype == 01)

UCVTF <Dd>, <Sn>

Encoding for the 64-bit to half-precision variant

Applies when (sf == 1 && ftype == 11)

UCVTF <Hd>, <Dn>

Encoding for the 64-bit to single-precision variant

Applies when (sf == 1 && ftype == 00)

UCVTF <Sd>, <Dn>

Decode for all variants of this encoding

```
if !IsFeatureImplemented(FEAT_FPRCVT) then EndOfDecode(Decode_UNDEF);
constant integer d = UInt(Rd);
constant integer n = UInt(Rn);

constant integer intsize = 32 << UInt(sf);
constant integer fltsize = 8 << UInt(ftype EOR '10');
constant FPRounding rounding = FPRoundingMode(FPCR);
```

Assembler Symbols

- <Hd> Is the 16-bit name of the SIMD&FP destination register, encoded in the "Rd" field.
- <Sn> Is the 32-bit name of the SIMD&FP source register, encoded in the "Rn" field.
- <Dd> Is the 64-bit name of the SIMD&FP destination register, encoded in the "Rd" field.
- <Dn> Is the 64-bit name of the SIMD&FP source register, encoded in the "Rn" field.

<Sd> Is the 32-bit name of the SIMD&FP destination register, encoded in the "Rd" field.

Operation

```
CheckFPEnabled64();  
  
bits(fltsize) fltval;  
bits(intsize) intval;  
constant boolean merge = IsMerging(FPCR);  
bits(128) result = if merge then V[d, 128] else Zeros(128);  
  
intval = V[n, intsize];  
fltval = FixedToFP(intval, 0, TRUE, FPCR, rounding, fltsize);  
Elem[result, 0, fltsize] = fltval;  
  
V[d, 128] = result;
```

Internal version only: aarchmrs v2025-03_rel, pseudocode v2025-03_rel ; Build timestamp: 2025-03-21T17:41

Copyright © 2010-2025 Arm Limited or its affiliates. All rights reserved. This document is Non-Confidential.

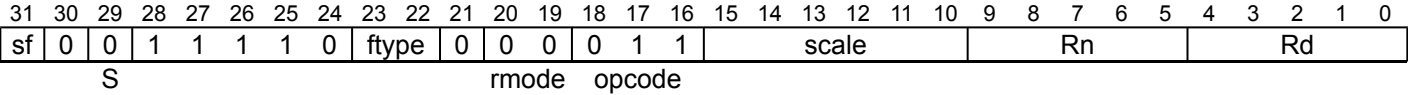
UCVTF (scalar, fixed-point)

Unsigned fixed-point convert to floating-point (scalar)

This instruction converts the unsigned value in the 32-bit or 64-bit general-purpose source register to a floating-point value using the rounding mode that is specified by the FPCR, and writes the result to the SIMD&FP destination register.

This instruction can generate a floating-point exception. Depending on the settings in FPCR, the exception results in either a flag being set in FPSR or a synchronous exception being generated. For more information, see [Floating-point exceptions and exception traps](#).

Depending on the settings in the CPACR_EL1, CPTR_EL2, and CPTR_EL3 registers, and the current Security state and Exception level, an attempt to execute the instruction might be trapped.



Encoding for the 32-bit to half-precision variant (FEAT_FP16)

Applies when (sf == 0 && ftype == 11)

```
UCVTF <Hd>, <Wn>, #<fbits>
```

Encoding for the 64-bit to half-precision variant (FEAT_FP16)

Applies when (sf == 1 && ftype == 11)

```
UCVTF <Hd>, <Xn>, #<fbits>
```

Encoding for the 32-bit to single-precision variant (FEAT_FP)

Applies when (sf == 0 && ftype == 00)

```
UCVTF <Sd>, <Wn>, #<fbits>
```

Encoding for the 64-bit to single-precision variant (FEAT_FP)

Applies when (sf == 1 && ftype == 00)

```
UCVTF <Sd>, <Xn>, #<fbits>
```

Encoding for the 32-bit to double-precision variant (FEAT_FP)

Applies when (sf == 0 && ftype == 01)

```
UCVTF <Dd>, <Wn>, #<fbits>
```

Encoding for the 64-bit to double-precision variant (FEAT_FP)

Applies when (sf == 1 && ftype == 01)

```
UCVTF <Dd>, <Xn>, #<fbits>
```

Decode for all variants of this encoding

```
if !IsFeatureImplemented(FEAT_FP) then EndOfDecode(Decode_UNDEF);
if ftype == '10' then EndOfDecode(Decode_UNDEF);
if ftype == '11' && !IsFeatureImplemented(FEAT_FP16) then EndOfDecode(Decode_UNDEF);
if sf == '0' && scale<5> == '0' then EndOfDecode(Decode_UNDEF);

constant integer d = UInt(Rd);
constant integer n = UInt(Rn);

constant integer intsize = 32 << UInt(sf);
constant integer decode_fltsize = 8 << UInt(ftype EOR '10');

constant integer fracbits = 64 - UInt(scale);

constant boolean unsigned = TRUE;
```

Assembler Symbols

<Hd> Is the 16-bit name of the SIMD&FP destination register, encoded in the "Rd" field.

<Wn>	Is the 32-bit name of the general-purpose source register, encoded in the "Rn" field.
<fbits>	For the "32-bit to double-precision", "32-bit to half-precision", and "32-bit to single-precision" variants: is the number of bits after the binary point in the fixed-point source, in the range 1 to 32, encoded as 64 minus "scale". For the "64-bit to double-precision", "64-bit to half-precision", and "64-bit to single-precision" variants: is the number of bits after the binary point in the fixed-point source, in the range 1 to 64, encoded as 64 minus "scale".
<Xn>	Is the 64-bit name of the general-purpose source register, encoded in the "Rn" field.
<Sd>	Is the 32-bit name of the SIMD&FP destination register, encoded in the "Rd" field.
<Dd>	Is the 64-bit name of the SIMD&FP destination register, encoded in the "Rd" field.

Operation

```

CheckFPEEnabled64() ;

constant boolean merge = IsMerging(FPCR);
constant integer fltsize = if merge then 128 else decode_fltsize;
bits(fltsize) fltval = if merge then V[d, fltsize] else Zeros(fltsize);
constant bits(intsize) intval = X[n, intsize];
constant FPRounding rounding = FPRoundingMode(FPCR);

Elem[fltval, 0, decode_fltsize] = FixedToFP(intval, fracbits, unsigned,
                                           FPCR, rounding, decode_fltsize);

V[d, fltsize] = fltval;

```

Internal version only: aarchmrs v2025-03_rel, pseudocode v2025-03_rel ; Build timestamp: 2025-03-21T17:41

Copyright © 2010-2025 Arm Limited or its affiliates. All rights reserved. This document is Non-Confidential.

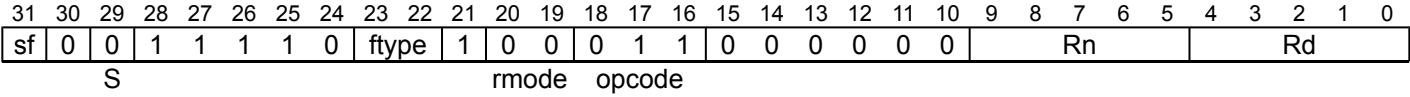
UCVTF (scalar, integer)

Unsigned integer convert to floating-point (scalar)

This instruction converts the unsigned integer value in the general-purpose source register to a floating-point value using the rounding mode that is specified by the FPCR, and writes the result to the SIMD&FP destination register.

This instruction can generate a floating-point exception. Depending on the settings in FPCR, the exception results in either a flag being set in FPSR or a synchronous exception being generated. For more information, see [Floating-point exceptions and exception traps](#).

Depending on the settings in the CPACR_EL1, CPTR_EL2, and CPTR_EL3 registers, and the current Security state and Exception level, an attempt to execute the instruction might be trapped.



Encoding for the 32-bit to half-precision variant (FEAT_FP16)

Applies when (sf == 0 && ftype == 11)

```
UCVTF <Hd>, <Wn>
```

Encoding for the 32-bit to single-precision variant (FEAT_FP)

Applies when (sf == 0 && ftype == 00)

```
UCVTF <Sd>, <Wn>
```

Encoding for the 32-bit to double-precision variant (FEAT_FP)

Applies when (sf == 0 && ftype == 01)

```
UCVTF <Dd>, <Wn>
```

Encoding for the 64-bit to half-precision variant (FEAT_FP16)

Applies when (sf == 1 && ftype == 11)

```
UCVTF <Hd>, <Xn>
```

Encoding for the 64-bit to single-precision variant (FEAT_FP)

Applies when (sf == 1 && ftype == 00)

```
UCVTF <Sd>, <Xn>
```

Encoding for the 64-bit to double-precision variant (FEAT_FP)

Applies when (sf == 1 && ftype == 01)

```
UCVTF <Dd>, <Xn>
```

Decode for all variants of this encoding

```
if !IsFeatureImplemented(FEAT_FP) then EndOfDecode(Decode\_UNDEF);
if ftype == '10' then EndOfDecode(Decode\_UNDEF);
if ftype == '11' && !IsFeatureImplemented(FEAT_FP16) then EndOfDecode(Decode\_UNDEF);

constant integer d = UInt(Rd);
constant integer n = UInt(Rn);

constant integer intsize = 32 << UInt(sf);
constant integer decode_fltsize = 8 << UInt(ftype EOR '10');
constant boolean unsigned = TRUE;
```

Assembler Symbols

<Hd>	Is the 16-bit name of the SIMD&FP destination register, encoded in the "Rd" field.
<Wn>	Is the 32-bit name of the general-purpose source register, encoded in the "Rn" field.
<Sd>	Is the 32-bit name of the SIMD&FP destination register, encoded in the "Rd" field.
<Dd>	Is the 64-bit name of the SIMD&FP destination register, encoded in the "Rd" field.

<Xn> Is the 64-bit name of the general-purpose source register, encoded in the "Rn" field.

Operation

```
CheckFPEnabled64();  
  
constant integer fltsize = if IsMerging(FPCR) then 128 else decode_fltsize;  
  
constant bits(intsize) intval = X[n, intsize];  
constant FPRounding rounding = FPRoundingMode(FPCR);  
constant integer fracbits = 0;  
bits(fltsize) fltval = if IsMerging(FPCR) then V[d, fltsize] else Zeros(fltsize);  
Elem[fltval, 0, decode_fltsize] = FixedToFP(intval, fracbits, unsigned,  
                                           FPCR, rounding, decode_fltsize);  
  
V[d, fltsize] = fltval;
```

Internal version only: aarchmrs v2025-03_rel, pseudocode v2025-03_rel ; Build timestamp: 2025-03-21T17:41

Copyright © 2010-2025 Arm Limited or its affiliates. All rights reserved. This document is Non-Confidential.

UCVTF (vector, fixed-point)

Unsigned fixed-point convert to floating-point (vector)

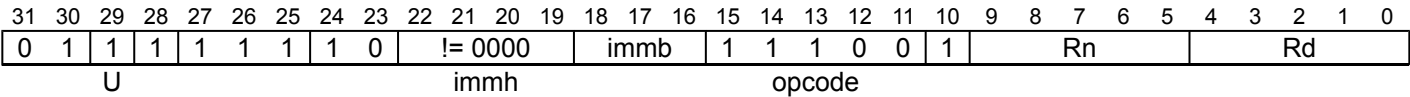
This instruction converts each element in a vector from fixed-point to floating-point using the rounding mode that is specified by the FPCR, and writes the result to the SIMD&FP destination register.

This instruction can generate a floating-point exception. Depending on the settings in FPCR, the exception results in either a flag being set in FPSR or a synchronous exception being generated. For more information, see [Floating-point exceptions and exception traps](#).

Depending on the settings in the CPACR_EL1, CPTR_EL2, and CPTR_EL3 registers, and the current Security state and Exception level, an attempt to execute the instruction might be trapped.

It has encodings from 2 classes: [Scalar](#) and [Vector](#)

Scalar (FEAT_AdvSIMD)



Encoding

UCVTF <V><d>, <V><n>, #<fbits>

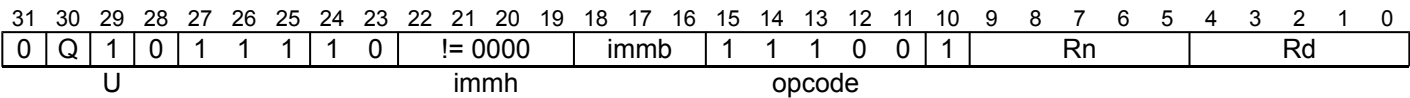
Decode for this encoding

```
if !IsFeatureImplemented(FEAT_AdvSIMD) then EndOfDecode(Decode_UNDEF);
if immh IN {'000x'} || (immh IN {'001x'} && !IsFeatureImplemented(FEAT_FP16)) then
    EndOfDecode(Decode_UNDEF);

constant integer d = UInt(Rd);
constant integer n = UInt(Rn);
constant integer esize = if immh IN {'1xxx'} then 64 else if immh IN {'01xx'} then 32 else 16;
constant integer datasize = esize;
constant integer elements = 1;

constant integer fracbits = (esize * 2) - UInt(immh:immb);
constant boolean unsigned = TRUE;
```

Vector (FEAT_AdvSIMD)



Encoding

```
UCVTF <Vd>.<T>, <Vn>.<T>, #<fbits>
```

Decode for this encoding

```
if !IsFeatureImplemented(FEAT_AdvSIMD) then EndOfDecode(Decode_UNDEF);
if immh == '0000' then SEE(asimdimm);
if immh IN {'000x'} || (immh IN {'001x'} && !IsFeatureImplemented(FEAT_FP16)) then
    EndOfDecode(Decode_UNDEF);
if immh<3>:Q == '10' then EndOfDecode(Decode_UNDEF);

constant integer d = UInt(Rd);
constant integer n = UInt(Rn);
constant integer esize = if immh IN {'1xxx'} then 64 else if immh IN {'01xx'} then 32 else 16;
constant integer datasize = 64 << UInt(Q);
constant integer elements = datasize DIV esize;

constant integer fracbits = (esize * 2) - UInt(immh:immb);
constant boolean unsigned = TRUE;
```

Assembler Symbols

<V> Is a width specifier, encoded in “immh”:

immh	<V>
0001	RESERVED
001x	H
01xx	S
1xxx	D

<d> Is the number of the SIMD&FP destination register, encoded in the "Rd" field.

<n> Is the number of the SIMD&FP source register, encoded in the "Rn" field.

<fbits> For the "Scalar" variant: is the number of fractional bits, in the range 1 to the operand width, encoded in “immh:immb”:

immh	<fbits>
0001	RESERVED
001x	32 - UInt(immh:immb)
01xx	64 - UInt(immh:immb)
1xxx	128 - UInt(immh:immb)

For the "Vector" variant: is the number of fractional bits, in the range 1 to the element width, encoded in “immh:immb”:

immh	<fbits>
0001	RESERVED
001x	32 - UInt(immh:immb)
01xx	64 - UInt(immh:immb)
1xxx	128 - UInt(immh:immb)

<Vd> Is the name of the SIMD&FP destination register, encoded in the "Rd" field.

<T> Is an arrangement specifier, encoded in “immh:Q”:

immh	Q	<T>
0001	x	RESERVED
001x	0	4H
001x	1	8H
01xx	0	2S
01xx	1	4S
1xxx	0	RESERVED
1xxx	1	2D

<Vn> Is the name of the SIMD&FP source register, encoded in the "Rn" field.

Operation

```
CheckFPAdvSIMDEnabled64();
constant bits(datasize) operand = V[n, datasize];
constant FPRounding rounding = FPRoundingMode(FPCR);

constant boolean merge = elements == 1 && IsMerging(FPCR);
bits(128) result = if merge then V[d, 128] else Zeros(128);
bits(esize) element;

for e = 0 to elements-1
    element = Elem[operand, e, esize];
    Elem[result, e, esize] = FixedToFP(element, fracbits, unsigned, FPCR, rounding, esize);

V[d, 128] = result;
```

Internal version only: aarchmrs v2025-03_rel, pseudocode v2025-03_rel ; Build timestamp: 2025-03-21T17:41

Copyright © 2010-2025 Arm Limited or its affiliates. All rights reserved. This document is Non-Confidential.

UCVTF (vector, integer)

Unsigned integer convert to floating-point (vector)

This instruction converts each element in a vector from an unsigned integer value to a floating-point value using the rounding mode that is specified by the FPCR, and writes the result to the SIMD&FP destination register.

This instruction can generate a floating-point exception. Depending on the settings in FPCR, the exception results in either a flag being set in FPSR or a synchronous exception being generated. For more information, see *Floating-point exceptions and exception traps*.

Depending on the settings in the CPACR_EL1, CPTR_EL2, and CPTR_EL3 registers, and the current Security state and Exception level, an attempt to execute the instruction might be trapped.

It has encodings from 4 classes: [Scalar half-precision](#) , [Scalar single-precision and double-precision](#) , [Vector half-precision](#) and [Vector single-precision and double-precision](#)

Scalar half-precision
(FEAT_AdvSIMD && FEAT_FP16)

31	30	29	28	27	26	25	24	23	22	21	20	19	18	17	16	15	14	13	12	11	10	9	8	7	6	5	4	3	2	1	0
0	1	1	1	1	1	1	0	0	1	1	1	1	0	0	1	1	1	0	1	1	0	Rn				Rd					
U								a								opcode															

Encoding

UCVTF <Hd>, <Hn>

Decode for this encoding

```
if !IsFeatureImplemented(FEAT_AdvSIMD) || !IsFeatureImplemented(FEAT_FP16) then
    EndOfDecode(Decode_UNDEF);

constant integer d = UInt(Rd);
constant integer n = UInt(Rn);
constant integer esize = 16;
constant integer datasize = esize;
constant integer elements = 1;

constant boolean unsigned = TRUE;
```

Scalar single-precision and double-precision
(FEAT_AdvSIMD)

31	30	29	28	27	26	25	24	23	22	21	20	19	18	17	16	15	14	13	12	11	10	9	8	7	6	5	4	3	2	1	0
0	1	1	1	1	1	1	0	0	sz	1	0	0	0	0	1	1	1	0	1	1	0	Rn				Rd					
U										opcode																					

Encoding

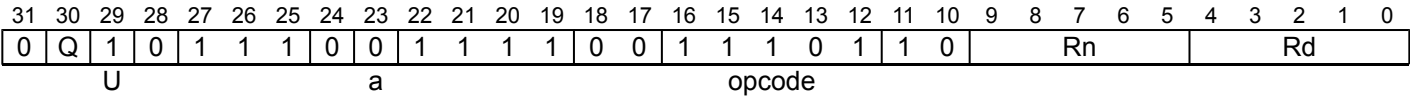
UCVTF <V><d>, <V><n>

Decode for this encoding

```
if !IsFeatureImplemented(FEAT_AdvSIMD) then EndOfDecode(Decode_UNDEF);
constant integer d = UInt(Rd);
constant integer n = UInt(Rn);

constant integer esize = 32 << UInt(sz);
constant integer datasize = esize;
constant integer elements = 1;
constant boolean unsigned = TRUE;
```

Vector half-precision
(FEAT_AdvSIMD && FEAT_FP16)



Encoding

```
UCVTF <Vd>.<T>, <Vn>.<T>
```

Decode for this encoding

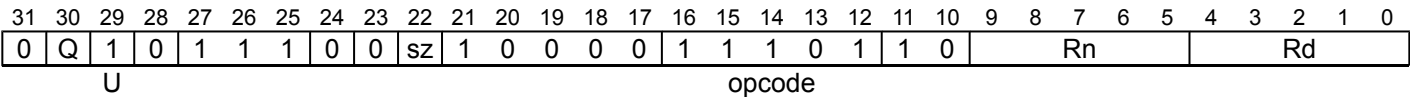
```
if !IsFeatureImplemented(FEAT_AdvSIMD) || !IsFeatureImplemented(FEAT_FP16) then
    EndOfDecode(Decode_UNDEF);

constant integer d = UInt(Rd);
constant integer n = UInt(Rn);

constant integer esize = 16;
constant integer datasize = 64 << UInt(Q);
constant integer elements = datasize DIV esize;

constant boolean unsigned = TRUE;
```

Vector single-precision and double-precision
(FEAT_AdvSIMD)



Encoding

```
UCVTF <Vd>.<T>, <Vn>.<T>
```

Decode for this encoding

```
if !IsFeatureImplemented(FEAT_AdvSIMD) then EndOfDecode(Decode_UNDEF);
constant integer d = UInt(Rd);
constant integer n = UInt(Rn);

if sz:Q == '10' then EndOfDecode(Decode_UNDEF);
constant integer esize = 32 << UInt(sz);
constant integer datasize = 64 << UInt(Q);
constant integer elements = datasize DIV esize;

constant boolean unsigned = TRUE;
```

Assembler Symbols

- <Hd>

Is the 16-bit name of the SIMD&FP destination register, encoded in the "Rd" field.
- <Hn>

Is the 16-bit name of the SIMD&FP source register, encoded in the "Rn" field.
- <V>

Is a width specifier, encoded in “sz”:

sz	<V>
0	S
1	D
- <d>

Is the number of the SIMD&FP destination register, encoded in the "Rd" field.

- <n> Is the number of the SIMD&FP source register, encoded in the "Rn" field.
- <Vd> Is the name of the SIMD&FP destination register, encoded in the "Rd" field.
- <T> For the "Vector half-precision" variant: is an arrangement specifier, encoded in "Q":

Q	<T>
0	4H
1	8H

For the "Vector single-precision and double-precision" variant: is an arrangement specifier, encoded in "sz:Q":

sz	Q	<T>
0	0	2S
0	1	4S
1	0	RESERVED
1	1	2D

- <Vn> Is the name of the SIMD&FP source register, encoded in the "Rn" field.

Operation

```

if elements == 1 && IsFeatureImplemented(FEAT_FPRCVT) then
    CheckFPEnabled64\(\);
else
    CheckFPAdvSIMDEnabled64\(\);

constant bits(datasize) operand = V[n, datasize];

constant boolean merge = elements == 1 && IsMerging(FPCR);
bits(128) result = if merge then V[d, 128] else Zeros(128);
constant FPRounding rounding = FPRoundingMode(FPCR);
constant integer fracbits = 0;
bits(esize) element;

for e = 0 to elements-1
    element = Elem[operand, e, esize];
    Elem[result, e, esize] = FixedToFP(element, fracbits, unsigned, FPCR, rounding, esize);

V[d, 128] = result;

```

UDOT (by element)

Dot product unsigned arithmetic (vector, by element)

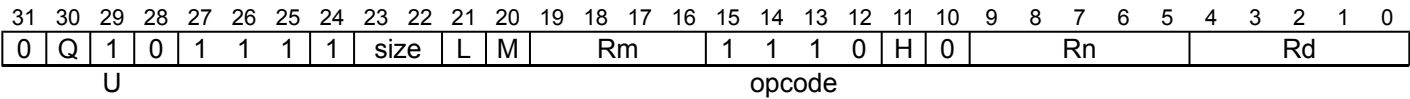
This instruction performs the dot product of the four 8-bit elements in each 32-bit element of the first source register with the four 8-bit elements of an indexed 32-bit element in the second source register, accumulating the result into the corresponding 32-bit element of the destination register. Depending on the settings in the CPACR_EL1, CPTR_EL2, and CPTR_EL3 registers, and the current Security state and Exception level, an attempt to execute the instruction might be trapped.

In Armv8.2 and Armv8.3, this is an OPTIONAL instruction. From Armv8.4 it is mandatory for all implementations to support it.

Note

ID_AA64ISAR0_EL1.DP indicates whether this instruction is supported.

Vector (FEAT_DotProd)



Encoding

UDOT <Vd>.<Ta>, <Vn>.<Tb>, <Vm>.4B[<index>]

Decode for this encoding

```
if !IsFeatureImplemented(FEAT_DotProd) then EndOfDecode(Decode_UNDEF);
if size != '10' then EndOfDecode(Decode_UNDEF);

constant integer d = UInt(Rd);
constant integer n = UInt(Rn);
constant integer m = UInt(M:Rm);
constant integer index = UInt(H:L);

constant integer esize = 8 << UInt(size);
constant integer datasize = 64 << UInt(Q);
constant integer elements = datasize DIV esize;
```

Assembler Symbols

<Vd> Is the name of the SIMD&FP third source and destination register, encoded in the "Rd" field.

<Ta> Is an arrangement specifier, encoded in “Q”:

Q	<Ta>
0	2S
1	4S

<Vn> Is the name of the first SIMD&FP source register, encoded in the "Rn" field.

<Tb> Is an arrangement specifier, encoded in “Q”:

Q	<Tb>
0	8B
1	16B

<Vm> Is the name of the second SIMD&FP source register, encoded in the "M:Rm" fields.

<index> Is the element index, encoded in the "H:L" fields.

Operation

```
CheckFPAdvSIMDEnabled64();
constant bits(datasize) operand1 = V[n, datasize];
constant bits(128) operand2 = V[m, 128];
bits(datasize) result = V[d, datasize];
for e = 0 to elements-1
    integer res = 0;
    integer element1, element2;
    for i = 0 to 3
        element1 = UInt(Elem[operand1, 4 * e + i, esize DIV 4]);
        element2 = UInt(Elem[operand2, 4 * index + i, esize DIV 4]);

        res = res + element1 * element2;
    Elem[result, e, esize] = Elem[result, e, esize] + res;
V[d, datasize] = result;
```

Operational information

If PSTATE.DIT is 1:

- The execution time of this instruction is independent of:
 - The values of the data supplied in any of its registers.
 - The values of the NZCV flags.
- The response of this instruction to asynchronous exceptions does not vary based on:
 - The values of the data supplied in any of its registers.
 - The values of the NZCV flags.

Internal version only: aarchmrs v2025-03_rel, pseudocode v2025-03_rel ; Build timestamp: 2025-03-21T17:41

Copyright © 2010-2025 Arm Limited or its affiliates. All rights reserved. This document is Non-Confidential.

UDOT (vector)

Dot product unsigned arithmetic (vector)

This instruction performs the dot product of the four unsigned 8-bit elements in each 32-bit element of the first source register with the four unsigned 8-bit elements of the corresponding 32-bit element in the second source register, accumulating the result into the corresponding 32-bit element of the destination register.

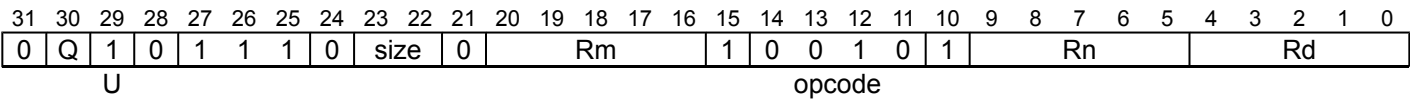
Depending on the settings in the CPACR_EL1, CPTR_EL2, and CPTR_EL3 registers, and the current Security state and Exception level, an attempt to execute the instruction might be trapped.

In Armv8.2 and Armv8.3, this is an OPTIONAL instruction. From Armv8.4 it is mandatory for all implementations to support it.

Note

ID_AA64ISAR0_EL1.DP indicates whether this instruction is supported.

Vector
(FEAT_DotProd)



Encoding

UDOT <Vd>.<Ta>, <Vn>.<Tb>, <Vm>.<Tb>

Decode for this encoding

```
if !IsFeatureImplemented(FEAT_DotProd) then EndOfDecode(Decode_UNDEF);
if size != '10' then EndOfDecode(Decode_UNDEF);
constant integer d = UInt(Rd);
constant integer n = UInt(Rn);
constant integer m = UInt(Rm);
constant integer esize = 8 << UInt(size);
constant integer datasize = 64 << UInt(Q);
constant integer elements = datasize DIV esize;
```

Assembler Symbols

<Vd> Is the name of the SIMD&FP third source and destination register, encoded in the "Rd" field.

<Ta> Is an arrangement specifier, encoded in “Q”:

Q	<Ta>
0	2S
1	4S

<Vn> Is the name of the first SIMD&FP source register, encoded in the "Rn" field.

<Tb> Is an arrangement specifier, encoded in “Q”:

Q	<Tb>
0	8B
1	16B

<Vm> Is the name of the second SIMD&FP source register, encoded in the "Rm" field.

Operation

```
CheckFPAdvSIMDEnabled64();
constant bits(datasize) operand1 = V[n, datasize];
constant bits(datasize) operand2 = V[m, datasize];
bits(datasize) result;

result = V[d, datasize];
for e = 0 to elements-1
    integer res = 0;
    integer element1, element2;
    for i = 0 to 3
        element1 = UInt(Elem[operand1, 4 * e + i, esize DIV 4]);
        element2 = UInt(Elem[operand2, 4 * e + i, esize DIV 4]);
        res = res + element1 * element2;
    Elem[result, e, esize] = Elem[result, e, esize] + res;
V[d, datasize] = result;
```

Operational information

If PSTATE.DIT is 1:

- The execution time of this instruction is independent of:
 - The values of the data supplied in any of its registers.
 - The values of the NZCV flags.
- The response of this instruction to asynchronous exceptions does not vary based on:
 - The values of the data supplied in any of its registers.
 - The values of the NZCV flags.

Internal version only: aarchmrs v2025-03_rel, pseudocode v2025-03_rel ; Build timestamp: 2025-03-21T17:41

Copyright © 2010-2025 Arm Limited or its affiliates. All rights reserved. This document is Non-Confidential.

UHADD

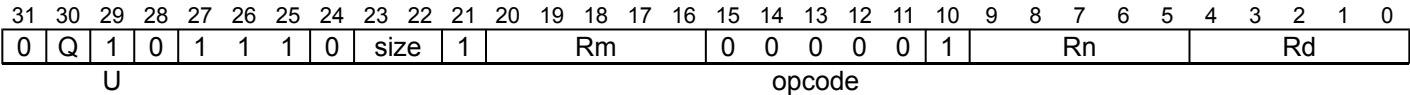
Unsigned halving add

This instruction adds corresponding unsigned integer values from the two source SIMD&FP registers, shifts each result right one bit, places the results into a vector, and writes the vector to the destination SIMD&FP register.

The results are truncated. For rounded results, see [URHADD](#).

Depending on the settings in the CPACR_EL1, CPTR_EL2, and CPTR_EL3 registers, and the current Security state and Exception level, an attempt to execute the instruction might be trapped.

Three registers of the same type
(FEAT_AdvSIMD)



Encoding

```
UHADD <Vd>.<T>, <Vn>.<T>, <Vm>.<T>
```

Decode for this encoding

```
if !IsFeatureImplemented(FEAT_AdvSIMD) then EndOfDecode(Decode_UNDEF);
if size == '11' then EndOfDecode(Decode_UNDEF);
constant integer d = UInt(Rd);
constant integer n = UInt(Rn);
constant integer m = UInt(Rm);
constant integer esize = 8 << UInt(size);
constant integer datasize = 64 << UInt(Q);
constant integer elements = datasize DIV esize;
```

Assembler Symbols

<Vd> Is the name of the SIMD&FP destination register, encoded in the "Rd" field.

<T> Is an arrangement specifier, encoded in “size:Q”:

size	Q	<T>
00	0	8B
00	1	16B
01	0	4H
01	1	8H
10	0	2S
10	1	4S
11	x	RESERVED

<Vn> Is the name of the first SIMD&FP source register, encoded in the "Rn" field.

<Vm> Is the name of the second SIMD&FP source register, encoded in the "Rm" field.

Operation

```
CheckFPAdvSIMDEnabled64();
constant bits(datasize) operand1 = V[n, datasize];
constant bits(datasize) operand2 = V[m, datasize];
bits(datasize) result;
integer element1;
integer element2;
integer sum;

for e = 0 to elements-1
    element1 = UInt(Elem[operand1, e, esize]);
    element2 = UInt(Elem[operand2, e, esize]);
    sum = (element1 + element2) >> 1;
    Elem[result, e, esize] = sum<esize-1:0>;

V[d, datasize] = result;
```

Operational information

If PSTATE.DIT is 1:

- The execution time of this instruction is independent of:
 - The values of the data supplied in any of its registers.
 - The values of the NZCV flags.
- The response of this instruction to asynchronous exceptions does not vary based on:
 - The values of the data supplied in any of its registers.
 - The values of the NZCV flags.

Internal version only: aarchmrs v2025-03_rel, pseudocode v2025-03_rel ; Build timestamp: 2025-03-21T17:41

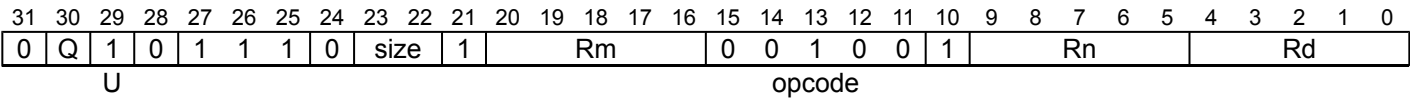
Copyright © 2010-2025 Arm Limited or its affiliates. All rights reserved. This document is Non-Confidential.

UHSUB

Unsigned halving subtract

This instruction subtracts the vector elements in the second source SIMD&FP register from the corresponding vector elements in the first source SIMD&FP register, shifts each result right one bit, places each result into a vector, and writes the vector to the destination SIMD&FP register. Depending on the settings in the CPACR_EL1, CPTR_EL2, and CPTR_EL3 registers, and the current Security state and Exception level, an attempt to execute the instruction might be trapped.

Three registers of the same type (FEAT_AdvSIMD)



Encoding

UHSUB <Vd>.<T>, <Vn>.<T>, <Vm>.<T>

Decode for this encoding

```
if !IsFeatureImplemented(FEAT_AdvSIMD) then EndOfDecode(Decode_UNDEF);
constant integer d = UInt(Rd);
constant integer n = UInt(Rn);
constant integer m = UInt(Rm);
if size == '11' then EndOfDecode(Decode_UNDEF);
constant integer esize = 8 << UInt(size);
constant integer datasize = 64 << UInt(Q);
constant integer elements = datasize DIV esize;
```

Assembler Symbols

<Vd> Is the name of the SIMD&FP destination register, encoded in the "Rd" field.

<T> Is an arrangement specifier, encoded in “size:Q”:

size	Q	<T>
00	0	8B
00	1	16B
01	0	4H
01	1	8H
10	0	2S
10	1	4S
11	x	RESERVED

<Vn> Is the name of the first SIMD&FP source register, encoded in the "Rn" field.

<Vm> Is the name of the second SIMD&FP source register, encoded in the "Rm" field.

Operation

```
CheckFPAdvSIMDEnabled64();
constant bits(datasize) operand1 = V[n, datasize];
constant bits(datasize) operand2 = V[m, datasize];
bits(datasize) result;
integer element1;
integer element2;
integer diff;

for e = 0 to elements-1
    element1 = UInt(Elem[operand1, e, esize]);
    element2 = UInt(Elem[operand2, e, esize]);
    diff = (element1 - element2) >> 1;
    Elem[result, e, esize] = diff<esize-1:0>;

V[d, datasize] = result;
```

Operational information

If PSTATE.DIT is 1:

- The execution time of this instruction is independent of:
 - The values of the data supplied in any of its registers.
 - The values of the NZCV flags.
- The response of this instruction to asynchronous exceptions does not vary based on:
 - The values of the data supplied in any of its registers.
 - The values of the NZCV flags.

Internal version only: aarchmrs v2025-03_rel, pseudocode v2025-03_rel ; Build timestamp: 2025-03-21T17:41

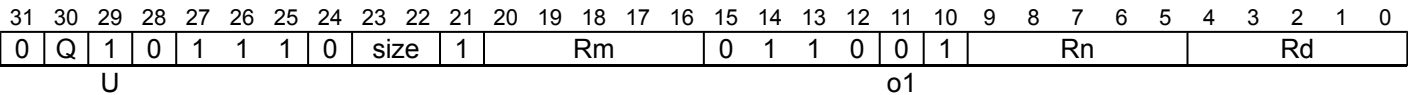
Copyright © 2010-2025 Arm Limited or its affiliates. All rights reserved. This document is Non-Confidential.

UMAX

Unsigned maximum (vector)

This instruction compares corresponding elements in the vectors in the two source SIMD&FP registers, places the larger of each pair of unsigned integer values into a vector, and writes the vector to the destination SIMD&FP register.
Depending on the settings in the CPACR_EL1, CPTR_EL2, and CPTR_EL3 registers, and the current Security state and Exception level, an attempt to execute the instruction might be trapped.

Three registers of the same type (FEAT_AdvSIMD)



Encoding

UMAX <Vd>.<T>, <Vn>.<T>, <Vm>.<T>

Decode for this encoding

```
if !IsFeatureImplemented(FEAT_AdvSIMD) then EndOfDecode(Decode_UNDEF);
if size == '11' then EndOfDecode(Decode_UNDEF);
constant integer d = UInt(Rd);
constant integer n = UInt(Rn);
constant integer m = UInt(Rm);
constant integer esize = 8 << UInt(size);
constant integer datasize = 64 << UInt(Q);
constant integer elements = datasize DIV esize;
```

Assembler Symbols

<Vd> Is the name of the SIMD&FP destination register, encoded in the "Rd" field.

<T> Is an arrangement specifier, encoded in “size:Q”:

size	Q	<T>
00	0	8B
00	1	16B
01	0	4H
01	1	8H
10	0	2S
10	1	4S
11	x	RESERVED

<Vn> Is the name of the first SIMD&FP source register, encoded in the "Rn" field.

<Vm> Is the name of the second SIMD&FP source register, encoded in the "Rm" field.

Operation

```
CheckFPAdvSIMDEnabled64();
constant bits(datasize) operand1 = V[n, datasize];
constant bits(datasize) operand2 = V[m, datasize];
bits(datasize) result;
integer element1;
integer element2;
integer max;

for e = 0 to elements-1
    element1 = UInt(Elem[operand1, e, esize]);
    element2 = UInt(Elem[operand2, e, esize]);
    max = Max(element1, element2);
    Elem[result, e, esize] = max<esize-1:0>;

V[d, datasize] = result;
```

Operational information

If PSTATE.DIT is 1:

- The execution time of this instruction is independent of:
 - The values of the data supplied in any of its registers.
 - The values of the NZCV flags.
- The response of this instruction to asynchronous exceptions does not vary based on:
 - The values of the data supplied in any of its registers.
 - The values of the NZCV flags.

Internal version only: aarchmrs v2025-03_rel, pseudocode v2025-03_rel ; Build timestamp: 2025-03-21T17:41

Copyright © 2010-2025 Arm Limited or its affiliates. All rights reserved. This document is Non-Confidential.

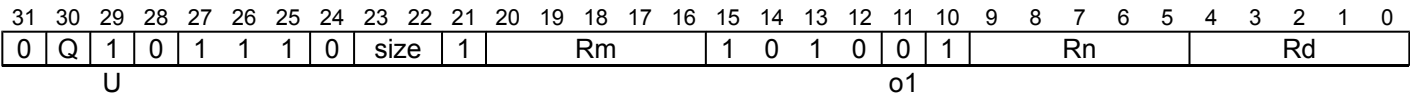
UMAXP

Unsigned maximum pairwise

This instruction creates a vector by concatenating the vector elements of the first source SIMD&FP register after the vector elements of the second source SIMD&FP register, reads each pair of adjacent vector elements in the two source SIMD&FP registers, writes the largest of each pair of unsigned integer values into a vector, and writes the vector to the destination SIMD&FP register.

Depending on the settings in the CPACR_EL1, CPTR_EL2, and CPTR_EL3 registers, and the current Security state and Exception level, an attempt to execute the instruction might be trapped.

Three registers of the same type (FEAT_AdvSIMD)



Encoding

UMAXP <Vd>.<T>, <Vn>.<T>, <Vm>.<T>

Decode for this encoding

```
if !IsFeatureImplemented(FEAT_AdvSIMD) then EndOfDecode(Decode_UNDEF);
if size == '11' then EndOfDecode(Decode_UNDEF);
constant integer d = UInt(Rd);
constant integer n = UInt(Rn);
constant integer m = UInt(Rm);
constant integer esize = 8 << UInt(size);
constant integer datasize = 64 << UInt(Q);
constant integer elements = datasize DIV esize;
```

Assembler Symbols

<Vd> Is the name of the SIMD&FP destination register, encoded in the "Rd" field.

<T> Is an arrangement specifier, encoded in “size:Q”:

size	Q	<T>
00	0	8B
00	1	16B
01	0	4H
01	1	8H
10	0	2S
10	1	4S
11	x	RESERVED

<Vn> Is the name of the first SIMD&FP source register, encoded in the "Rn" field.

<Vm> Is the name of the second SIMD&FP source register, encoded in the "Rm" field.

Operation

```
CheckFPAdvSIMDEnabled64();
constant bits(datasize) operand1 = V[n, datasize];
constant bits(datasize) operand2 = V[m, datasize];
bits(datasize) result;
constant bits(2*datasize) concat = operand2:operand1;
integer element1;
integer element2;
integer max;

for e = 0 to elements-1
    element1 = UInt(Elem[concat, 2*e, esize]);
    element2 = UInt(Elem[concat, (2*e)+1, esize]);
    max = Max(element1, element2);
    Elem[result, e, esize] = max<esize-1:0>;

V[d, datasize] = result;
```

Operational information

If PSTATE.DIT is 1:

- The execution time of this instruction is independent of:
 - The values of the data supplied in any of its registers.
 - The values of the NZCV flags.
- The response of this instruction to asynchronous exceptions does not vary based on:
 - The values of the data supplied in any of its registers.
 - The values of the NZCV flags.

Internal version only: aarchmrs v2025-03_rel, pseudocode v2025-03_rel ; Build timestamp: 2025-03-21T17:41

Copyright © 2010-2025 Arm Limited or its affiliates. All rights reserved. This document is Non-Confidential.

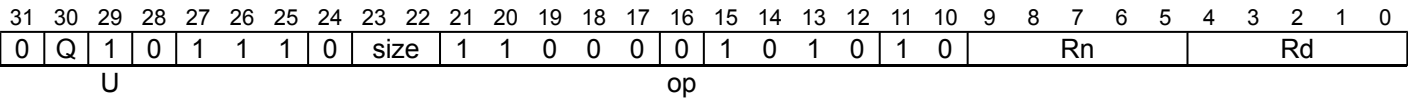
UMAXV

Unsigned maximum across vector

This instruction compares all the vector elements in the source SIMD&FP register, and writes the largest of the values as a scalar to the destination SIMD&FP register. All the values in this instruction are unsigned integer values.

Depending on the settings in the CPACR_EL1, CPTR_EL2, and CPTR_EL3 registers, and the current Security state and Exception level, an attempt to execute the instruction might be trapped.

Advanced SIMD (FEAT_AdvSIMD)



Encoding

UMAXV <V><d>, <Vn>.<T>

Decode for this encoding

```
if !IsFeatureImplemented(FEAT_AdvSIMD) then EndOfDecode(Decode_UNDEF);
if size:Q == '100' then EndOfDecode(Decode_UNDEF);
if size == '11' then EndOfDecode(Decode_UNDEF);

constant integer d = UInt(Rd);
constant integer n = UInt(Rn);
constant integer esize = 8 << UInt(size);
constant integer datasize = 64 << UInt(Q);
constant integer elements = datasize DIV esize;

constant boolean unsigned = TRUE;
```

Assembler Symbols

<V> Is the destination width specifier, encoded in “size”:

size	<V>
00	B
01	H
10	S
11	RESERVED

<d> Is the number of the SIMD&FP destination register, encoded in the "Rd" field.

<Vn> Is the name of the SIMD&FP source register, encoded in the "Rn" field.

<T> Is an arrangement specifier, encoded in “size:Q”:

size	Q	<T>
00	0	8B
00	1	16B
01	0	4H
01	1	8H
10	0	RESERVED
10	1	4S
11	x	RESERVED

Operation

```
CheckFPAdvSIMDEnabled64();
constant bits(datasize) operand = V[n, datasize];
integer max = Int(Elem[operand, 0, esize], unsigned);

for e = 1 to elements-1
    constant integer element = Int(Elem[operand, e, esize], unsigned);
    max = Max(max, element);

V[d, esize] = max<esize-1:0>;
```

Operational information

If PSTATE.DIT is 1:

- The execution time of this instruction is independent of:
 - The values of the data supplied in any of its registers.
 - The values of the NZCV flags.
- The response of this instruction to asynchronous exceptions does not vary based on:
 - The values of the data supplied in any of its registers.
 - The values of the NZCV flags.

Internal version only: aarchmrs v2025-03_rel, pseudocode v2025-03_rel ; Build timestamp: 2025-03-21T17:41

Copyright © 2010-2025 Arm Limited or its affiliates. All rights reserved. This document is Non-Confidential.

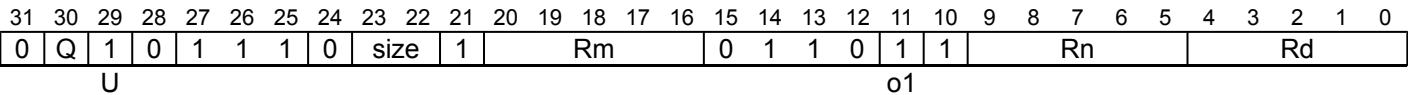
UMIN

Unsigned minimum (vector)

This instruction compares corresponding vector elements in the two source SIMD&FP registers, places the smaller of each of the two unsigned integer values into a vector, and writes the vector to the destination SIMD&FP register.

Depending on the settings in the CPACR_EL1, CPTR_EL2, and CPTR_EL3 registers, and the current Security state and Exception level, an attempt to execute the instruction might be trapped.

Three registers of the same type (FEAT_AdvSIMD)



Encoding

UMIN <Vd>.<T>, <Vn>.<T>, <Vm>.<T>

Decode for this encoding

```
if !IsFeatureImplemented(FEAT_AdvSIMD) then EndOfDecode(Decode_UNDEF);
if size == '11' then EndOfDecode(Decode_UNDEF);
constant integer d = UInt(Rd);
constant integer n = UInt(Rn);
constant integer m = UInt(Rm);
constant integer esize = 8 << UInt(size);
constant integer datasize = 64 << UInt(Q);
constant integer elements = datasize DIV esize;
```

Assembler Symbols

<Vd> Is the name of the SIMD&FP destination register, encoded in the "Rd" field.

<T> Is an arrangement specifier, encoded in "size:Q":

size	Q	<T>
00	0	8B
00	1	16B
01	0	4H
01	1	8H
10	0	2S
10	1	4S
11	x	RESERVED

<Vn> Is the name of the first SIMD&FP source register, encoded in the "Rn" field.

<Vm> Is the name of the second SIMD&FP source register, encoded in the "Rm" field.

Operation

```
CheckFPAdvSIMDEnabled64();
constant bits(datasize) operand1 = V[n, datasize];
constant bits(datasize) operand2 = V[m, datasize];
bits(datasize) result;
integer element1;
integer element2;
integer min;

for e = 0 to elements-1
    element1 = UInt(Elem[operand1, e, esize]);
    element2 = UInt(Elem[operand2, e, esize]);
    min = Min(element1, element2);
    Elem[result, e, esize] = min<esize-1:0>;

V[d, datasize] = result;
```

Operational information

If PSTATE.DIT is 1:

- The execution time of this instruction is independent of:
 - The values of the data supplied in any of its registers.
 - The values of the NZCV flags.
- The response of this instruction to asynchronous exceptions does not vary based on:
 - The values of the data supplied in any of its registers.
 - The values of the NZCV flags.

Internal version only: aarchmrs v2025-03_rel, pseudocode v2025-03_rel ; Build timestamp: 2025-03-21T17:41

Copyright © 2010-2025 Arm Limited or its affiliates. All rights reserved. This document is Non-Confidential.

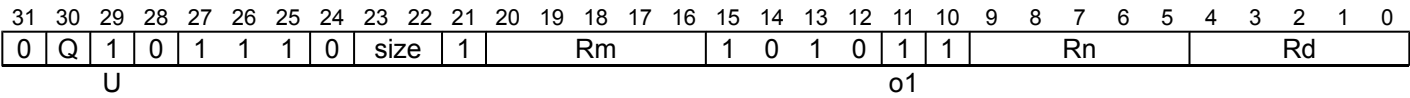
UMINP

Unsigned minimum pairwise

This instruction creates a vector by concatenating the vector elements of the first source SIMD&FP register after the vector elements of the second source SIMD&FP register, reads each pair of adjacent vector elements in the two source SIMD&FP registers, writes the smallest of each pair of unsigned integer values into a vector, and writes the vector to the destination SIMD&FP register.

Depending on the settings in the CPACR_EL1, CPTR_EL2, and CPTR_EL3 registers, and the current Security state and Exception level, an attempt to execute the instruction might be trapped.

Three registers of the same type
(FEAT_AdvSIMD)



Encoding

```
UMINP <Vd>.<T>, <Vn>.<T>, <Vm>.<T>
```

Decode for this encoding

```
if !IsFeatureImplemented(FEAT_AdvSIMD) then EndOfDecode(Decode_UNDEF);
if size == '11' then EndOfDecode(Decode_UNDEF);
constant integer d = UInt(Rd);
constant integer n = UInt(Rn);
constant integer m = UInt(Rm);
constant integer esize = 8 << UInt(size);
constant integer datasize = 64 << UInt(Q);
constant integer elements = datasize DIV esize;
```

Assembler Symbols

<Vd> Is the name of the SIMD&FP destination register, encoded in the "Rd" field.

<T> Is an arrangement specifier, encoded in “size:Q”:

size	Q	<T>
00	0	8B
00	1	16B
01	0	4H
01	1	8H
10	0	2S
10	1	4S
11	x	RESERVED

<Vn> Is the name of the first SIMD&FP source register, encoded in the "Rn" field.

<Vm> Is the name of the second SIMD&FP source register, encoded in the "Rm" field.

Operation

```
CheckFPAdvSIMDEnabled64();
constant bits(datasize) operand1 = V[n, datasize];
constant bits(datasize) operand2 = V[m, datasize];
bits(datasize) result;
constant bits(2*datasize) concat = operand2:operand1;
integer element1;
integer element2;
integer min;

for e = 0 to elements-1
    element1 = UInt(Elem[concat, 2*e, esize]);
    element2 = UInt(Elem[concat, (2*e)+1, esize]);
    min = Min(element1, element2);
    Elem[result, e, esize] = min<esize-1:0>;

V[d, datasize] = result;
```

Operational information

If PSTATE.DIT is 1:

- The execution time of this instruction is independent of:
 - The values of the data supplied in any of its registers.
 - The values of the NZCV flags.
- The response of this instruction to asynchronous exceptions does not vary based on:
 - The values of the data supplied in any of its registers.
 - The values of the NZCV flags.

Internal version only: aarchmrs v2025-03_rel, pseudocode v2025-03_rel ; Build timestamp: 2025-03-21T17:41

Copyright © 2010-2025 Arm Limited or its affiliates. All rights reserved. This document is Non-Confidential.

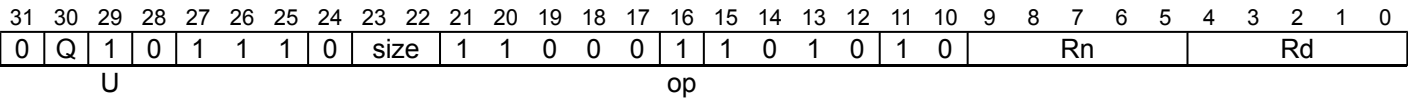
UMINV

Unsigned minimum across vector

This instruction compares all the vector elements in the source SIMD&FP register, and writes the smallest of the values as a scalar to the destination SIMD&FP register. All the values in this instruction are unsigned integer values.

Depending on the settings in the CPACR_EL1, CPTR_EL2, and CPTR_EL3 registers, and the current Security state and Exception level, an attempt to execute the instruction might be trapped.

Advanced SIMD
(FEAT_AdvSIMD)



Encoding

UMINV <V><d>, <Vn>.<T>

Decode for this encoding

```
if !IsFeatureImplemented(FEAT_AdvSIMD) then EndOfDecode(Decode_UNDEF);
if size:Q == '100' then EndOfDecode(Decode_UNDEF);
if size == '11' then EndOfDecode(Decode_UNDEF);

constant integer d = UInt(Rd);
constant integer n = UInt(Rn);
constant integer esize = 8 << UInt(size);
constant integer datasize = 64 << UInt(Q);
constant integer elements = datasize DIV esize;

constant boolean unsigned = TRUE;
```

Assembler Symbols

<V> Is the destination width specifier, encoded in “size”:

size	<V>
00	B
01	H
10	S
11	RESERVED

<d> Is the number of the SIMD&FP destination register, encoded in the "Rd" field.

<Vn> Is the name of the SIMD&FP source register, encoded in the "Rn" field.

<T> Is an arrangement specifier, encoded in “size:Q”:

size	Q	<T>
00	0	8B
00	1	16B
01	0	4H
01	1	8H
10	0	RESERVED
10	1	4S
11	x	RESERVED

Operation

```
CheckFPAdvSIMDEnabled64();
constant bits(datasize) operand = V[n, datasize];
integer min = Int(Elem[operand, 0, esize], unsigned);

for e = 1 to elements-1
    constant integer element = Int(Elem[operand, e, esize], unsigned);
    min = Min(min, element);

V[d, esize] = min<esize-1:0>;
```

Operational information

If PSTATE.DIT is 1:

- The execution time of this instruction is independent of:
 - The values of the data supplied in any of its registers.
 - The values of the NZCV flags.
- The response of this instruction to asynchronous exceptions does not vary based on:
 - The values of the data supplied in any of its registers.
 - The values of the NZCV flags.

Internal version only: aarchmrs v2025-03_rel, pseudocode v2025-03_rel ; Build timestamp: 2025-03-21T17:41

Copyright © 2010-2025 Arm Limited or its affiliates. All rights reserved. This document is Non-Confidential.

UMLAL, UMLAL2 (by element)

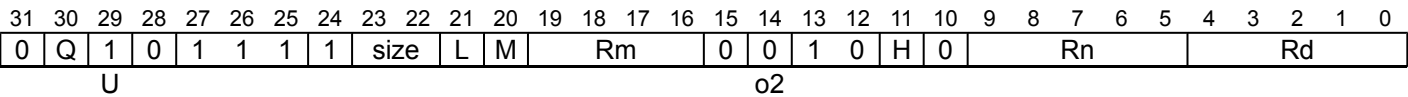
Unsigned multiply-add long (vector, by element)

This instruction multiplies each vector element in the lower or upper half of the first source SIMD&FP register by the specified vector element of the second source SIMD&FP register and accumulates the results with the vector elements of the destination SIMD&FP register. The destination vector elements are twice as long as the elements that are multiplied.

The UMLAL instruction extracts vector elements from the lower half of the first source register. The UMLAL2 instruction extracts vector elements from the upper half of the first source register.

Depending on the settings in the CPACR_EL1, CPTR_EL2, and CPTR_EL3 registers, and the current Security state and Exception level, an attempt to execute the instruction might be trapped.

Vector
(FEAT_AdvSIMD)



Encoding

```
UMLAL{2} <Vd>.<Ta>, <Vn>.<Tb>, <Vm>.<Ts>[<index>]
```

Decode for this encoding

```
if !IsFeatureImplemented(FEAT_AdvSIMD) then EndOfDecode(Decode_UNDEF);
constant integer idxdsize = 64 << UInt(H);
integer index;
bit Rmhi;
case size of
  when '01' index = UInt(H:L:M); Rmhi = '0';
  when '10' index = UInt(H:L); Rmhi = M;
  otherwise EndOfDecode(Decode_UNDEF);

constant integer d = UInt(Rd);
constant integer n = UInt(Rn);
constant integer m = UInt(Rmhi:Rm);

constant integer esize = 8 << UInt(size);
constant integer datasize = 64;
constant integer part = UInt(Q);
constant integer elements = datasize DIV esize;
```

Assembler Symbols

2 Is the second and upper half specifier. If present it causes the operation to be performed on the upper 64 bits of the registers holding the narrower elements, and is encoded in “Q”:

Q	2
0	[absent]
1	[present]

<Vd> Is the name of the SIMD&FP destination register, encoded in the "Rd" field.

<Ta> Is an arrangement specifier, encoded in “size”:

size	<Ta>
00	RESERVED
01	4S
10	2D
11	RESERVED

<Vn> Is the name of the first SIMD&FP source register, encoded in the "Rn" field.

<Tb> Is an arrangement specifier, encoded in "size:Q":

size	Q	<Tb>
00	x	RESERVED
01	0	4H
01	1	8H
10	0	2S
10	1	4S
11	x	RESERVED

<Vm> Is the name of the second SIMD&FP source register, encoded in "size:M:Rm":

size	<Vm>
00	RESERVED
01	UInt ('0':Rm)
10	UInt (M:Rm)
11	RESERVED

Restricted to V0-V15 when element size <Ts> is H.

<Ts> Is an element size specifier, encoded in "size":

size	<Ts>
00	RESERVED
01	H
10	S
11	RESERVED

<index> Is the element index, encoded in "size:H:L:M":

size	<index>
00	RESERVED
01	UInt (H:L:M)
10	UInt (H:L)
11	RESERVED

Operation

```
CheckFPAdvSIMDEnabled64();
constant bits(datasize) operand1 = Vpart[n, part, datasize];
constant bits(idxsized) operand2 = V[m, idxsized];
constant bits(2*datasize) operand3 = V[d, 2*datasize];
bits(2*datasize) result;
integer element1;
constant integer element2 = UInt(Elem[operand2, index, esize]);
bits(2*esize) product;

for e = 0 to elements-1
    element1 = UInt(Elem[operand1, e, esize]);
    product = (element1 * element2)<2*esize-1:0>;
    Elem[result, e, 2*esize] = Elem[operand3, e, 2*esize] + product;

V[d, 2*datasize] = result;
```

Operational information

If PSTATE.DIT is 1:

- The execution time of this instruction is independent of:
 - The values of the data supplied in any of its registers.
 - The values of the NZCV flags.
- The response of this instruction to asynchronous exceptions does not vary based on:
 - The values of the data supplied in any of its registers.
 - The values of the NZCV flags.

UMLAL, UMLAL2 (vector)

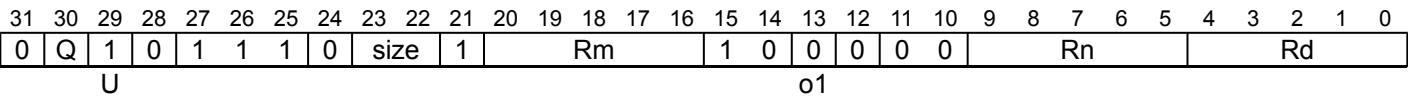
Unsigned multiply-add long (vector)

This instruction multiplies the vector elements in the lower or upper half of the first source SIMD&FP register by the corresponding vector elements of the second source SIMD&FP register, and accumulates the results with the vector elements of the destination SIMD&FP register. The destination vector elements are twice as long as the elements that are multiplied.

The UMLAL instruction extracts vector elements from the lower half of the first source register. The UMLAL2 instruction extracts vector elements from the upper half of the first source register.

Depending on the settings in the CPACR_EL1, CPTR_EL2, and CPTR_EL3 registers, and the current Security state and Exception level, an attempt to execute the instruction might be trapped.

Three registers, not all the same type (FEAT_AdvSIMD)



Encoding

```
UMLAL{2} <Vd>.<Ta>, <Vn>.<Tb>, <Vm>.<Tb>
```

Decode for this encoding

```
if !IsFeatureImplemented(FEAT_AdvSIMD) then EndOfDecode(Decode_UNDEF);
if size == '11' then EndOfDecode(Decode_UNDEF);
constant integer d = UInt(Rd);
constant integer n = UInt(Rn);
constant integer m = UInt(Rm);

constant integer esize = 8 << UInt(size);
constant integer datasize = 64;
constant integer part = UInt(Q);
constant integer elements = datasize DIV esize;
```

Assembler Symbols

2 Is the second and upper half specifier. If present it causes the operation to be performed on the upper 64 bits of the registers holding the narrower elements, and is encoded in “Q”:

Q	2
0	[absent]
1	[present]

<Vd> Is the name of the SIMD&FP destination register, encoded in the "Rd" field.

<Ta> Is an arrangement specifier, encoded in “size”:

size	<Ta>
00	8H
01	4S
10	2D
11	RESERVED

<Vn> Is the name of the first SIMD&FP source register, encoded in the "Rn" field.

<Tb> Is an arrangement specifier, encoded in “size:Q”:

size	Q	<Tb>
00	0	8B
00	1	16B
01	0	4H
01	1	8H
10	0	2S
10	1	4S
11	x	RESERVED

<Vm> Is the name of the second SIMD&FP source register, encoded in the "Rm" field.

Operation

```

CheckFPAdvSIMDEnabled64();
constant bits(datasize) operand1 = Vpart[n, part, datasize];
constant bits(datasize) operand2 = Vpart[m, part, datasize];
constant bits(2*datasize) operand3 = V[d, 2*datasize];
bits(2*datasize) result;
integer element1;
integer element2;
bits(2*esize) product;
bits(2*esize) accum;

for e = 0 to elements-1
    element1 = UInt(Elem[operand1, e, esize]);
    element2 = UInt(Elem[operand2, e, esize]);
    product = (element1 * element2) <2*esize-1:0>;
    accum = Elem[operand3, e, 2*esize] + product;
    Elem[result, e, 2*esize] = accum;

V[d, 2*datasize] = result;

```

Operational information

If PSTATE.DIT is 1:

- The execution time of this instruction is independent of:
 - The values of the data supplied in any of its registers.
 - The values of the NZCV flags.
- The response of this instruction to asynchronous exceptions does not vary based on:
 - The values of the data supplied in any of its registers.
 - The values of the NZCV flags.

Internal version only: aarchmrs v2025-03_rel, pseudocode v2025-03_rel ; Build timestamp: 2025-03-21T17:41

Copyright © 2010-2025 Arm Limited or its affiliates. All rights reserved. This document is Non-Confidential.

UMLSL, UMLSL2 (by element)

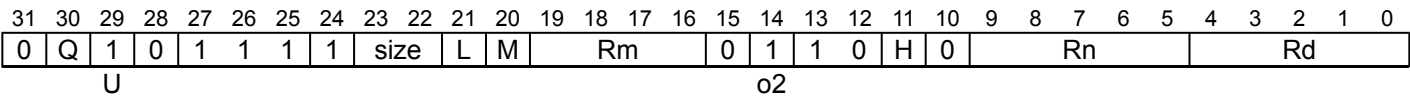
Unsigned multiply-subtract long (vector, by element)

This instruction multiplies each vector element in the lower or upper half of the first source SIMD&FP register by the specified vector element of the second source SIMD&FP register and subtracts the results from the vector elements of the destination SIMD&FP register. The destination vector elements are twice as long as the elements that are multiplied.

The UMLSL instruction extracts vector elements from the lower half of the first source register. The UMLSL2 instruction extracts vector elements from the upper half of the first source register.

Depending on the settings in the CPACR_EL1, CPTR_EL2, and CPTR_EL3 registers, and the current Security state and Exception level, an attempt to execute the instruction might be trapped.

Vector
(FEAT_AdvSIMD)



Encoding

UMLSL{2} <Vd>.<Ta>, <Vn>.<Tb>, <Vm>.<Ts>[<index>]

Decode for this encoding

```
if !IsFeatureImplemented(FEAT_AdvSIMD) then EndOfDecode(Decode_UNDEF);
constant integer idxdsize = 64 << UInt(H);
integer index;
bit Rmhi;
case size of
  when '01' index = UInt(H:L:M); Rmhi = '0';
  when '10' index = UInt(H:L); Rmhi = M;
  otherwise EndOfDecode(Decode_UNDEF);

constant integer d = UInt(Rd);
constant integer n = UInt(Rn);
constant integer m = UInt(Rmhi:Rm);

constant integer esize = 8 << UInt(size);
constant integer datasize = 64;
constant integer part = UInt(Q);
constant integer elements = datasize DIV esize;
```

Assembler Symbols

2 Is the second and upper half specifier. If present it causes the operation to be performed on the upper 64 bits of the registers holding the narrower elements, and is encoded in “Q”:

Q	2
0	[absent]
1	[present]

<Vd> Is the name of the SIMD&FP destination register, encoded in the "Rd" field.

<Ta> Is an arrangement specifier, encoded in “size”:

size	<Ta>
00	RESERVED
01	4S
10	2D
11	RESERVED

<Vn> Is the name of the first SIMD&FP source register, encoded in the "Rn" field.

<Tb> Is an arrangement specifier, encoded in "size:Q":

size	Q	<Tb>
00	x	RESERVED
01	0	4H
01	1	8H
10	0	2S
10	1	4S
11	x	RESERVED

<Vm> Is the name of the second SIMD&FP source register, encoded in "size:M:Rm":

size	<Vm>
00	RESERVED
01	UInt ('0':Rm)
10	UInt (M:Rm)
11	RESERVED

Restricted to V0-V15 when element size <Ts> is H.

<Ts> Is an element size specifier, encoded in "size":

size	<Ts>
00	RESERVED
01	H
10	S
11	RESERVED

<index> Is the element index, encoded in "size:H:L:M":

size	<index>
00	RESERVED
01	UInt (H:L:M)
10	UInt (H:L)
11	RESERVED

Operation

```

CheckFPAdvSIMDEnabled64();
constant bits(datasize) operand1 = Vpart[n, part, datasize];
constant bits(idxsized) operand2 = V[m, idxsized];
constant bits(2*datasize) operand3 = V[d, 2*datasize];
bits(2*datasize) result;
integer element1;
constant integer element2 = UInt(Elem[operand2, index, esize]);
bits(2*esize) product;

for e = 0 to elements-1
    element1 = UInt(Elem[operand1, e, esize]);
    product = (element1 * element2)<2*esize-1:0>;
    Elem[result, e, 2*esize] = Elem[operand3, e, 2*esize] - product;

V[d, 2*datasize] = result;

```

Operational information

If PSTATE.DIT is 1:

- The execution time of this instruction is independent of:
 - The values of the data supplied in any of its registers.
 - The values of the NZCV flags.
- The response of this instruction to asynchronous exceptions does not vary based on:
 - The values of the data supplied in any of its registers.
 - The values of the NZCV flags.

UMLSL, UMLSL2 (vector)

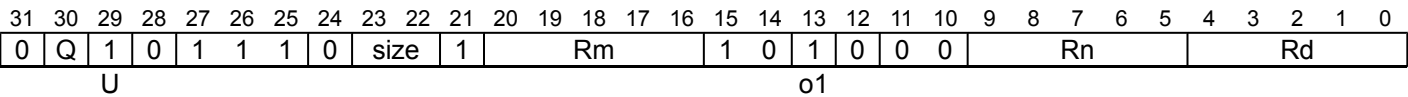
Unsigned multiply-subtract long (vector)

This instruction multiplies corresponding vector elements in the lower or upper half of the two source SIMD&FP registers, and subtracts the results from the vector elements of the destination SIMD&FP register. The destination vector elements are twice as long as the elements that are multiplied. All the values in this instruction are unsigned integer values.

The UMLSL instruction extracts each source vector from the lower half of each source register. The UMLSL2 instruction extracts each source vector from the upper half of each source register.

Depending on the settings in the CPACR_EL1, CPTR_EL2, and CPTR_EL3 registers, and the current Security state and Exception level, an attempt to execute the instruction might be trapped.

Three registers, not all the same type (FEAT_AdvSIMD)



Encoding

```
UMLSL{2} <Vd>.<Ta>, <Vn>.<Tb>, <Vm>.<Tb>
```

Decode for this encoding

```
if !IsFeatureImplemented(FEAT_AdvSIMD) then EndOfDecode(Decode_UNDEF);
if size == '11' then EndOfDecode(Decode_UNDEF);
constant integer d = UInt(Rd);
constant integer n = UInt(Rn);
constant integer m = UInt(Rm);

constant integer esize = 8 << UInt(size);
constant integer datasize = 64;
constant integer part = UInt(Q);
constant integer elements = datasize DIV esize;
```

Assembler Symbols

2 Is the second and upper half specifier. If present it causes the operation to be performed on the upper 64 bits of the registers holding the narrower elements, and is encoded in “Q”:

Q	2
0	[absent]
1	[present]

<Vd> Is the name of the SIMD&FP destination register, encoded in the "Rd" field.

<Ta> Is an arrangement specifier, encoded in “size”:

size	<Ta>
00	8H
01	4S
10	2D
11	RESERVED

<Vn> Is the name of the first SIMD&FP source register, encoded in the "Rn" field.

<Tb> Is an arrangement specifier, encoded in “size:Q”:

size	Q	<Tb>
00	0	8B
00	1	16B
01	0	4H
01	1	8H
10	0	2S
10	1	4S
11	x	RESERVED

<Vm> Is the name of the second SIMD&FP source register, encoded in the "Rm" field.

Operation

```

CheckFPAdvSIMDEnabled64();
constant bits(datasize) operand1 = Vpart[n, part, datasize];
constant bits(datasize) operand2 = Vpart[m, part, datasize];
constant bits(2*datasize) operand3 = V[d, 2*datasize];
bits(2*datasize) result;
integer element1;
integer element2;
bits(2*esize) product;
bits(2*esize) accum;

for e = 0 to elements-1
    element1 = UInt(Elem[operand1, e, esize]);
    element2 = UInt(Elem[operand2, e, esize]);
    product = (element1 * element2)<2*esize-1:0>;
    accum = Elem[operand3, e, 2*esize] - product;
    Elem[result, e, 2*esize] = accum;

V[d, 2*datasize] = result;

```

Operational information

If PSTATE.DIT is 1:

- The execution time of this instruction is independent of:
 - The values of the data supplied in any of its registers.
 - The values of the NZCV flags.
- The response of this instruction to asynchronous exceptions does not vary based on:
 - The values of the data supplied in any of its registers.
 - The values of the NZCV flags.

Internal version only: aarchmrs v2025-03_rel, pseudocode v2025-03_rel ; Build timestamp: 2025-03-21T17:41

Copyright © 2010-2025 Arm Limited or its affiliates. All rights reserved. This document is Non-Confidential.

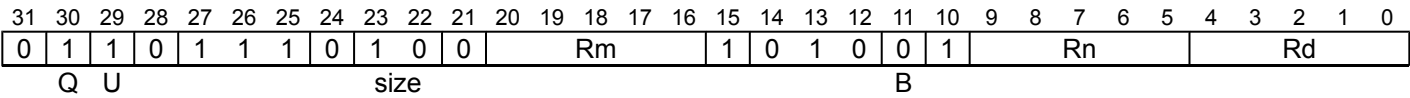
UMMLA (vector)

Unsigned 8-bit integer matrix multiply-accumulate (vector)

This instruction multiplies the 2x8 matrix of unsigned 8-bit integer values in the first source vector by the 8x2 matrix of unsigned 8-bit integer values in the second source vector. The resulting 2x2 32-bit integer matrix product is destructively added to the 32-bit integer matrix accumulator in the destination vector. This is equivalent to performing an 8-way dot product per destination element.

From Armv8.2 to Armv8.5, this is an OPTIONAL instruction. From Armv8.6 it is mandatory for implementations that include Advanced SIMD to support it. ID_AA64ISAR1_EL1.I8MM indicates whether this instruction is supported.

Vector (FEAT_I8MM)



Encoding

UMMLA <Vd>.4S, <Vn>.16B, <Vm>.16B

Decode for this encoding

```
if !IsFeatureImplemented(FEAT_I8MM) then EndOfDecode(Decode_UNDEF);
constant integer d = UInt(Rd);
constant integer n = UInt(Rn);
constant integer m = UInt(Rm);
constant boolean op1_unsigned = TRUE;
constant boolean op2_unsigned = TRUE;
```

Assembler Symbols

- <Vd> Is the name of the SIMD&FP third source and destination register, encoded in the "Rd" field.
- <Vn> Is the name of the first SIMD&FP source register, encoded in the "Rn" field.
- <Vm> Is the name of the second SIMD&FP source register, encoded in the "Rm" field.

Operation

```
CheckFPAdvSIMDEnabled64();
constant bits(128) operand1 = V[n, 128];
constant bits(128) operand2 = V[m, 128];
constant bits(128) addend = V[d, 128];

V[d, 128] = MatMulAdd(addend, operand1, operand2, op1_unsigned, op2_unsigned);
```

Operational information

Arm expects that the UMMLA (vector) instruction will deliver a peak integer multiply throughput that is at least as high as can be achieved using two UDOT (vector) instructions, with a goal that it should have significantly higher throughput.

If PSTATE.DIT is 1:

- The execution time of this instruction is independent of:
 - The values of the data supplied in any of its registers.
 - The values of the NZCV flags.
- The response of this instruction to asynchronous exceptions does not vary based on:
 - The values of the data supplied in any of its registers.
 - The values of the NZCV flags.

UMOV

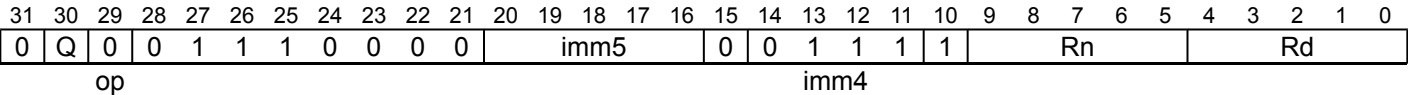
Unsigned move vector element to general-purpose register

This instruction reads the unsigned integer from the source SIMD&FP register, zero-extends it to form a 32-bit or 64-bit value, and writes the result to the destination general-purpose register.

Depending on the settings in the CPACR_EL1, CPTR_EL2, and CPTR_EL3 registers, and the current Security state and Exception level, an attempt to execute the instruction might be trapped.

This instruction is used by the alias [MOV \(to general\)](#).

Advanced SIMD
(FEAT_AdvSIMD)



Encoding for the 32-bit variant

Applies when (Q == 0)

```
UMOV <Wd>, <Vn>.<Ts>[<index>]
```

Encoding for the 64-bit variant

Applies when (Q == 1 && imm5 == x1000)

```
UMOV <Xd>, <Vn>.D[<index>]
```

Decode for all variants of this encoding

```
if !IsFeatureImplemented(FEAT_AdvSIMD) then EndOfDecode(Decode_UNDEF);
if imm5 IN 'x0000' then EndOfDecode(Decode_UNDEF);
constant integer size = LowestSetBitNZ(imm5<3:0>);

constant integer d = UInt(Rd);
constant integer n = UInt(Rn);
constant integer esize = 8 << size;
constant integer datasize = 32 << UInt(Q);
if datasize == 64 && esize < 64 then EndOfDecode(Decode_UNDEF);
if datasize == 32 && esize >= 64 then EndOfDecode(Decode_UNDEF);
constant integer index = UInt(imm5<4:size+1>);
constant integer idxdsize = 64 << UInt(imm5<4>);
```

Assembler Symbols

- <Wd> Is the 32-bit name of the general-purpose destination register, encoded in the "Rd" field.
- <Vn> Is the name of the SIMD&FP source register, encoded in the "Rn" field.
- <Ts> Is an element size specifier, encoded in “imm5”:

imm5	<Ts>
xx000	RESERVED
xxxx1	B
xxx10	H
xx100	S

- <index> For the "32-bit" variant: is the element index encoded in “imm5”:

imm5	<index>
xx000	RESERVED
xxx1	UInt (imm5<4:1>)
xxx10	UInt (imm5<4:2>)
xx100	UInt (imm5<4:3>)

For the "64-bit" variant: is the element index encoded in "imm5<4>".

<Xd> Is the 64-bit name of the general-purpose destination register, encoded in the "Rd" field.

Alias Conditions

Alias	Of variant	Is preferred when
MOV (to general)	32-bit	imm5 IN {'xx100'}
MOV (to general)	64-bit	imm5 IN {'x1000'}

Operation

```

if index == 0 then
    CheckFPEnabled64();
else
    CheckFPAdvSIMDEnabled64();
constant bits(idxdsize) operand = V[n, idxdsize];

X[d, datasize] = ZeroExtend(Elem[operand, index, esize], datasize);

```

Operational information

If PSTATE.DIT is 1:

- The execution time of this instruction is independent of:
 - The values of the data supplied in any of its registers.
 - The values of the NZCV flags.
- The response of this instruction to asynchronous exceptions does not vary based on:
 - The values of the data supplied in any of its registers.
 - The values of the NZCV flags.

Internal version only: aarchmrs v2025-03_rel, pseudocode v2025-03_rel ; Build timestamp: 2025-03-21T17:41

Copyright © 2010-2025 Arm Limited or its affiliates. All rights reserved. This document is Non-Confidential.

UMULL, UMULL2 (by element)

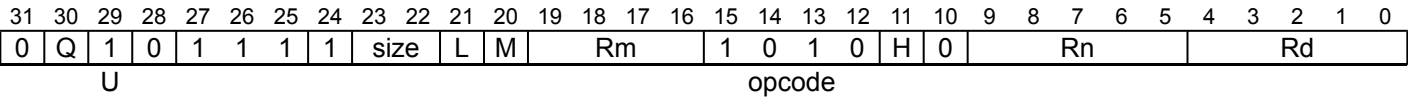
Unsigned multiply long (vector, by element)

This instruction multiplies each vector element in the lower or upper half of the first source SIMD&FP register by the specified vector element of the second source SIMD&FP register, places the results in a vector, and writes the vector to the destination SIMD&FP register. The destination vector elements are twice as long as the elements that are multiplied.

The UMULL instruction extracts vector elements from the lower half of the first source register. The UMULL2 instruction extracts vector elements from the upper half of the first source register.

Depending on the settings in the CPACR_EL1, CPTR_EL2, and CPTR_EL3 registers, and the current Security state and Exception level, an attempt to execute the instruction might be trapped.

Vector
(FEAT_AdvSIMD)



Encoding

```
UMULL{2} <Vd>.<Ta>, <Vn>.<Tb>, <Vm>.<Ts>[<index>]
```

Decode for this encoding

```
if !IsFeatureImplemented(FEAT_AdvSIMD) then EndOfDecode(Decode_UNDEF);
constant integer idxdsize = 64 << UInt(H);
integer index;
bit Rmhi;
case size of
  when '01' index = UInt(H:L:M); Rmhi = '0';
  when '10' index = UInt(H:L); Rmhi = M;
  otherwise EndOfDecode(Decode_UNDEF);

constant integer d = UInt(Rd);
constant integer n = UInt(Rn);
constant integer m = UInt(Rmhi:Rm);

constant integer esize = 8 << UInt(size);
constant integer datasize = 64;
constant integer part = UInt(Q);
constant integer elements = datasize DIV esize;
```

Assembler Symbols

2 Is the second and upper half specifier. If present it causes the operation to be performed on the upper 64 bits of the registers holding the narrower elements, and is encoded in “Q”:

Q	2
0	[absent]
1	[present]

<Vd> Is the name of the SIMD&FP destination register, encoded in the "Rd" field.

<Ta> Is an arrangement specifier, encoded in “size”:

size	<Ta>
00	RESERVED
01	4S
10	2D
11	RESERVED

<Vn> Is the name of the first SIMD&FP source register, encoded in the "Rn" field.

<Tb> Is an arrangement specifier, encoded in "size:Q":

size	Q	<Tb>
00	x	RESERVED
01	0	4H
01	1	8H
10	0	2S
10	1	4S
11	x	RESERVED

<Vm> Is the name of the second SIMD&FP source register, encoded in "size:M:Rm":

size	<Vm>
00	RESERVED
01	UInt ('0':Rm)
10	UInt (M:Rm)
11	RESERVED

Restricted to V0-V15 when element size <Ts> is H.

<Ts> Is an element size specifier, encoded in "size":

size	<Ts>
00	RESERVED
01	H
10	S
11	RESERVED

<index> Is the element index, encoded in "size:H:L:M":

size	<index>
00	RESERVED
01	UInt (H:L:M)
10	UInt (H:L)
11	RESERVED

Operation

```
CheckFPAdvSIMDEnabled64();
constant bits(datasize) operand1 = Vpart[n, part, datasize];
constant bits(idxdsize) operand2 = V[m, idxdsize];
bits(2*datasize) result;
integer element1;
constant integer element2 = UInt(Elem[operand2, index, esize]);
bits(2*esize) product;

for e = 0 to elements-1
    element1 = UInt(Elem[operand1, e, esize]);
    product = (element1 * element2)<2*esize-1:0>;
    Elem[result, e, 2*esize] = product;

V[d, 2*datasize] = result;
```

Operational information

If PSTATE.DIT is 1:

- The execution time of this instruction is independent of:
 - The values of the data supplied in any of its registers.
 - The values of the NZCV flags.
- The response of this instruction to asynchronous exceptions does not vary based on:
 - The values of the data supplied in any of its registers.
 - The values of the NZCV flags.

UMULL, UMULL2 (vector)

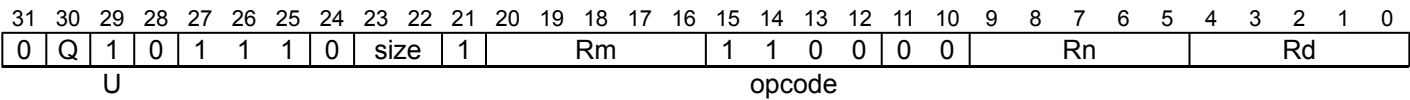
Unsigned multiply long (vector)

This instruction multiplies corresponding vector elements in the lower or upper half of the two source SIMD&FP registers, places the result in a vector, and writes the vector to the destination SIMD&FP register. The destination vector elements are twice as long as the elements that are multiplied. All the values in this instruction are unsigned integer values.

The UMULL instruction extracts each source vector from the lower half of each source register. The UMULL2 instruction extracts each source vector from the upper half of each source register.

Depending on the settings in the CPACR_EL1, CPTR_EL2, and CPTR_EL3 registers, and the current Security state and Exception level, an attempt to execute the instruction might be trapped.

Three registers, not all the same type (FEAT_AdvSIMD)



Encoding

```
UMULL{2} <Vd>.<Ta>, <Vn>.<Tb>, <Vm>.<Tb>
```

Decode for this encoding

```
if !IsFeatureImplemented(FEAT_AdvSIMD) then EndOfDecode(Decode_UNDEF);
if size == '11' then EndOfDecode(Decode_UNDEF);
constant integer d = UInt(Rd);
constant integer n = UInt(Rn);
constant integer m = UInt(Rm);

constant integer esize = 8 << UInt(size);
constant integer datasize = 64;
constant integer part = UInt(Q);
constant integer elements = datasize DIV esize;
```

Assembler Symbols

2 Is the second and upper half specifier. If present it causes the operation to be performed on the upper 64 bits of the registers holding the narrower elements, and is encoded in “Q”:

Q	2
0	[absent]
1	[present]

<Vd> Is the name of the SIMD&FP destination register, encoded in the "Rd" field.

<Ta> Is an arrangement specifier, encoded in “size”:

size	<Ta>
00	8H
01	4S
10	2D
11	RESERVED

<Vn> Is the name of the first SIMD&FP source register, encoded in the "Rn" field.

<Tb> Is an arrangement specifier, encoded in “size:Q”:

size	Q	<Tb>
00	0	8B
00	1	16B
01	0	4H
01	1	8H
10	0	2S
10	1	4S
11	x	RESERVED

<Vm> Is the name of the second SIMD&FP source register, encoded in the "Rm" field.

Operation

```

CheckFPAdvSIMDEnabled64();
constant bits(datasize)  operand1 = Vpart[n, part, datasize];
constant bits(datasize)  operand2 = Vpart[m, part, datasize];
bits(2*datasize) result;
integer element1;
integer element2;

for e = 0 to elements-1
    element1 = UInt(Elem[operand1, e, esize]);
    element2 = UInt(Elem[operand2, e, esize]);
    Elem[result, e, 2*esize] = (element1 * element2) <2*esize-1:0>;

V[d, 2*datasize] = result;

```

Operational information

If PSTATE.DIT is 1:

- The execution time of this instruction is independent of:
 - The values of the data supplied in any of its registers.
 - The values of the NZCV flags.
- The response of this instruction to asynchronous exceptions does not vary based on:
 - The values of the data supplied in any of its registers.
 - The values of the NZCV flags.

Internal version only: aarchmrs v2025-03_rel, pseudocode v2025-03_rel ; Build timestamp: 2025-03-21T17:41

Copyright © 2010-2025 Arm Limited or its affiliates. All rights reserved. This document is Non-Confidential.

UQADD

Unsigned saturating add

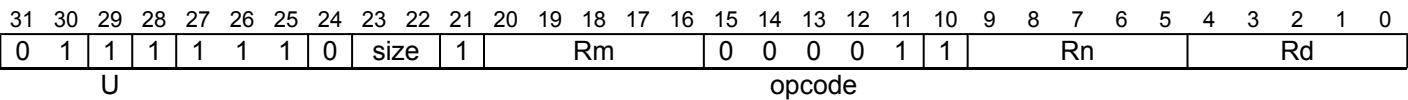
This instruction adds the values of corresponding elements of the two source SIMD&FP registers, places the results into a vector, and writes the vector to the destination SIMD&FP register.

If overflow occurs with any of the results, those results are saturated. If saturation occurs, the cumulative saturation bit FPSR.QC is set.

Depending on the settings in the CPACR_EL1, CPTR_EL2, and CPTR_EL3 registers, and the current Security state and Exception level, an attempt to execute the instruction might be trapped.

It has encodings from 2 classes: [Scalar](#) and [Vector](#)

Scalar (FEAT_AdvSIMD)



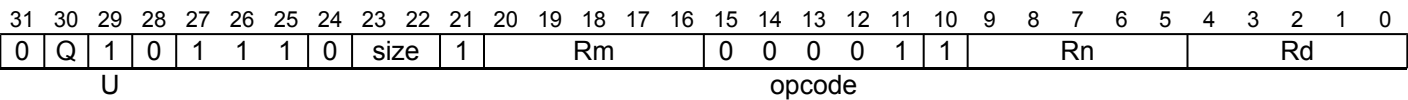
Encoding

UQADD <V><d>, <V><n>, <V><m>

Decode for this encoding

```
if !IsFeatureImplemented(FEAT_AdvSIMD) then EndOfDecode(Decode_UNDEF);
constant integer d = UInt(Rd);
constant integer n = UInt(Rn);
constant integer m = UInt(Rm);
constant integer esize = 8 << UInt(size);
constant integer datasize = esize;
constant integer elements = 1;
constant boolean unsigned = TRUE;
```

Vector (FEAT_AdvSIMD)



Encoding

UQADD <Vd>.<T>, <Vn>.<T>, <Vm>.<T>

Decode for this encoding

```
if !IsFeatureImplemented(FEAT_AdvSIMD) then EndOfDecode(Decode_UNDEF);
if size:Q == '110' then EndOfDecode(Decode_UNDEF);
constant integer d = UInt(Rd);
constant integer n = UInt(Rn);
constant integer m = UInt(Rm);
constant integer esize = 8 << UInt(size);
constant integer datasize = 64 << UInt(Q);
constant integer elements = datasize DIV esize;
constant boolean unsigned = TRUE;
```

Assembler Symbols

<V> Is a width specifier, encoded in “size”:

size	<V>
00	B
01	H
10	S
11	D

<d> Is the number of the SIMD&FP destination register, encoded in the "Rd" field.

<n> Is the number of the first SIMD&FP source register, encoded in the "Rn" field.

<m> Is the number of the second SIMD&FP source register, encoded in the "Rm" field.

<Vd> Is the name of the SIMD&FP destination register, encoded in the "Rd" field.

<T> Is an arrangement specifier, encoded in “size:Q”:

size	Q	<T>
00	0	8B
00	1	16B
01	0	4H
01	1	8H
10	0	2S
10	1	4S
11	0	RESERVED
11	1	2D

<Vn> Is the name of the first SIMD&FP source register, encoded in the "Rn" field.

<Vm> Is the name of the second SIMD&FP source register, encoded in the "Rm" field.

Operation

```
CheckFPAdvSIMDEnabled64();
constant bits(datasize) operand1 = V[n, datasize];
constant bits(datasize) operand2 = V[m, datasize];
bits(datasize) result;
integer element1;
integer element2;
integer sum;
boolean sat;

for e = 0 to elements-1
    element1 = UInt(Elem[operand1, e, esize]);
    element2 = UInt(Elem[operand2, e, esize]);
    sum = element1 + element2;
    (Elem[result, e, esize], sat) = SatQ(sum, esize, unsigned);
    if sat then FPSR.QC = '1';

V[d, datasize] = result;
```

UQRSHL

Unsigned saturating rounding shift left (register)

This instruction takes each vector element of the first source SIMD&FP register, shifts the vector element by a value from the least significant byte of the corresponding vector element of the second source SIMD&FP register, places the results into a vector, and writes the vector to the destination SIMD&FP register.

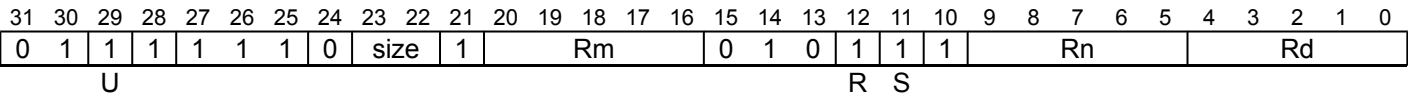
If the shift value is positive, the operation is a left shift. Otherwise, it is a right shift. The results are rounded. For truncated results, see [UQSHL](#).

If overflow occurs with any of the results, those results are saturated. If saturation occurs, the cumulative saturation bit FPSR.QC is set.

Depending on the settings in the CPACR_EL1, CPTR_EL2, and CPTR_EL3 registers, and the current Security state and Exception level, an attempt to execute the instruction might be trapped.

It has encodings from 2 classes: [Scalar](#) and [Vector](#)

Scalar
(FEAT_AdvSIMD)



Encoding

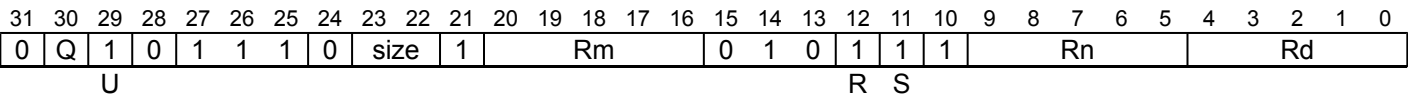
UQRSHL <V><d>, <V><n>, <V><m>

Decode for this encoding

```
if !IsFeatureImplemented(FEAT_AdvSIMD) then EndOfDecode(Decode_UNDEF);
if S == '0' && size != '11' then EndOfDecode(Decode_UNDEF);
constant integer d = UInt(Rd);
constant integer n = UInt(Rn);
constant integer m = UInt(Rm);

constant boolean unsigned = TRUE;
constant boolean rounding = TRUE;
constant integer esize = 8 << UInt(size);
constant integer datasize = esize;
constant integer elements = 1;
```

Vector
(FEAT_AdvSIMD)



Encoding

```
UQRSHL <Vd>.<T>, <Vn>.<T>, <Vm>.<T>
```

Decode for this encoding

```
if !IsFeatureImplemented(FEAT_AdvSIMD) then EndOfDecode(Decode_UNDEF);
if size:Q == '110' then EndOfDecode(Decode_UNDEF);
constant integer d = UInt(Rd);
constant integer n = UInt(Rn);
constant integer m = UInt(Rm);

constant boolean unsigned = TRUE;
constant boolean rounding = TRUE;
constant integer esize = 8 << UInt(size);
constant integer datasize = 64 << UInt(Q);
constant integer elements = datasize DIV esize;
```

Assembler Symbols

<V> Is a width specifier, encoded in “size”:

size	<V>
00	B
01	H
10	S
11	D

<d> Is the number of the SIMD&FP destination register, encoded in the "Rd" field.

<n> Is the number of the first SIMD&FP source register, encoded in the "Rn" field.

<m> Is the number of the second SIMD&FP source register, encoded in the "Rm" field.

<Vd> Is the name of the SIMD&FP destination register, encoded in the "Rd" field.

<T> Is an arrangement specifier, encoded in “size:Q”:

size	Q	<T>
00	0	8B
00	1	16B
01	0	4H
01	1	8H
10	0	2S
10	1	4S
11	0	RESERVED
11	1	2D

<Vn> Is the name of the first SIMD&FP source register, encoded in the "Rn" field.

<Vm> Is the name of the second SIMD&FP source register, encoded in the "Rm" field.

Operation

```
CheckFPAdvSIMDEnabled64();
constant bits(datasize) operand1 = V[n, datasize];
constant bits(datasize) operand2 = V[m, datasize];
bits(datasize) result;
boolean sat;

for e = 0 to elements-1
    integer element = UInt(Elem[operand1, e, esize]);
    integer shift = ShiftSat(SInt(Elem[operand2, e, esize]<7:0>), esize);
    if shift >= 0 then // left shift
        element = element << shift;
    else // right shift
        shift = -shift;
        element = RShr(element, shift, rounding);

    (Elem[result, e, esize], sat) = SatQ(element, esize, unsigned);
    if sat then FPSR.QC = '1';

V[d, datasize] = result;
```

Internal version only: aarchmrs v2025-03_rel, pseudocode v2025-03_rel ; Build timestamp: 2025-03-21T17:41

Copyright © 2010-2025 Arm Limited or its affiliates. All rights reserved. This document is Non-Confidential.

UQRSHRN, UQRSHRN2

Unsigned saturating rounded shift right narrow (immediate)

This instruction reads each vector element in the source SIMD&FP register, right shifts each result by an immediate value, puts the final result into a vector, and writes the vector to the lower or upper half of the destination SIMD&FP register. All the values in this instruction are unsigned integer values. The results are rounded. For truncated results, see [UQSHRN](#).

The UQRSHRN instruction writes the vector to the lower half of the destination register and clears the upper half. The UQRSHRN2 instruction writes the vector to the upper half of the destination register without affecting the other bits of the register.

If overflow occurs with any of the results, those results are saturated. If saturation occurs, the cumulative saturation bit FPSR.QC is set.

Depending on the settings in the CPACR_EL1, CPTR_EL2, and CPTR_EL3 registers, and the current Security state and Exception level, an attempt to execute the instruction might be trapped.

It has encodings from 2 classes: [Scalar](#) and [Vector](#)

Scalar
(FEAT_AdvSIMD)

31	30	29	28	27	26	25	24	23	22	21	20	19	18	17	16	15	14	13	12	11	10	9	8	7	6	5	4	3	2	1	0
0	1	1	1	1	1	1	1	0	!= 0000				immb			1	0	0	1	1	1	Rn				Rd					
U									immh				op																		

Encoding

UQRSHRN <Vb><d>, <Va><n>, #<shift>

Decode for this encoding

```
if !IsFeatureImplemented(FEAT_AdvSIMD) then EndOfDecode(Decode_UNDEF);
if immh == '0000' then EndOfDecode(Decode_UNDEF);
if immh<3> == '1' then EndOfDecode(Decode_UNDEF);

constant integer d = UInt(Rd);
constant integer n = UInt(Rn);
constant integer esize = 8 << HighestSetBitNZ(immh<2:0>);
constant integer datasize = esize;
constant integer elements = 1;
constant integer part = 0;

constant integer shift = (2 * esize) - UInt(immh:immb);
constant boolean round = TRUE;
constant boolean unsigned = TRUE;
```

Vector
(FEAT_AdvSIMD)

31	30	29	28	27	26	25	24	23	22	21	20	19	18	17	16	15	14	13	12	11	10	9	8	7	6	5	4	3	2	1	0
0	Q	1	0	1	1	1	1	0	!= 0000				immb			1	0	0	1	1	1	Rn				Rd					
U									immh				op																		

Encoding

```
UQRSHRN{2} <Vd>.<Tb>, <Vn>.<Ta>, #<shift>
```

Decode for this encoding

```
if !IsFeatureImplemented(FEAT_AdvSIMD) then EndOfDecode(Decode_UNDEF);
if immh == '0000' then SEE(asimdimm);
if immh<3> == '1' then EndOfDecode(Decode_UNDEF);

constant integer d = UInt(Rd);
constant integer n = UInt(Rn);
constant integer esize = 8 << HighestSetBitNZ(immh<2:0>);
constant integer datasize = 64;
constant integer part = UInt(Q);
constant integer elements = datasize DIV esize;

constant integer shift = (2 * esize) - UInt(immh:immb);
constant boolean round = TRUE;
constant boolean unsigned = TRUE;
```

Assembler Symbols

<Vb> Is the destination width specifier, encoded in “immh”:

immh	<Vb>
0001	B
001x	H
01xx	S
1xxx	RESERVED

<d> Is the number of the SIMD&FP destination register, encoded in the "Rd" field.

<Va> Is the source width specifier, encoded in “immh”:

immh	<Va>
0001	H
001x	S
01xx	D
1xxx	RESERVED

<n> Is the number of the first SIMD&FP source register, encoded in the "Rn" field.

<shift> For the "Scalar" variant: is the right shift amount, in the range 1 to the destination operand width in bits, encoded in “immh:immb”:

immh	<shift>
0001	16 - UInt(immh:immb)
001x	32 - UInt(immh:immb)
01xx	64 - UInt(immh:immb)
1xxx	RESERVED

For the "Vector" variant: is the right shift amount, in the range 1 to the destination element width in bits, encoded in “immh:immb”:

immh	<shift>
0001	16 - UInt(immh:immb)
001x	32 - UInt(immh:immb)
01xx	64 - UInt(immh:immb)
1xxx	RESERVED

2 Is the second and upper half specifier. If present it causes the operation to be performed on the upper 64 bits of the registers holding the narrower elements, and is encoded in “Q”:

Q	2
0	[absent]
1	[present]

<Vd> Is the name of the SIMD&FP destination register, encoded in the "Rd" field.

<Tb> Is an arrangement specifier, encoded in “immh:Q”:

immh	Q	<Tb>
0001	0	8B
0001	1	16B
001x	0	4H
001x	1	8H
01xx	0	2S
01xx	1	4S
1xxx	x	RESERVED

<Vn> Is the name of the SIMD&FP source register, encoded in the "Rn" field.

<Ta> Is an arrangement specifier, encoded in “immh”:

immh	<Ta>
0001	8H
001x	4S
01xx	2D
1xxx	RESERVED

Operation

```

CheckFPAdvSIMDEnabled64();
constant bits(datasize*2) operand = V[n, datasize*2];
bits(datasize) result;
integer element;
boolean sat;

for e = 0 to elements-1
    element = RShr(Int(Elem[operand, e, 2*esize], unsigned), shift, round);
    (Elem[result, e, esize], sat) = SatQ(element, esize, unsigned);
    if sat then FPSR.QC = '1';

Vpart[d, part, datasize] = result;

```

Internal version only: aarchmrs v2025-03_rel, pseudocode v2025-03_rel ; Build timestamp: 2025-03-21T17:41

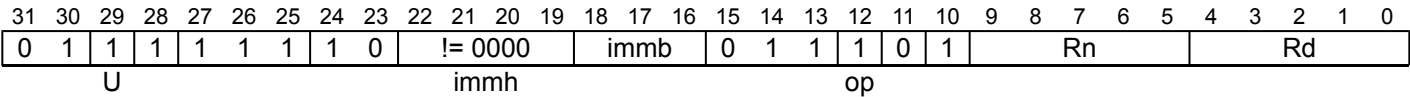
Copyright © 2010-2025 Arm Limited or its affiliates. All rights reserved. This document is Non-Confidential.

UQSHL (immediate)

Unsigned saturating shift left (immediate)

This instruction takes each vector element in the source SIMD&FP register, shifts it by an immediate value, places the results in a vector, and writes the vector to the destination SIMD&FP register. The results are truncated. For rounded results, see [UQRSHL](#).
If overflow occurs with any of the results, those results are saturated. If saturation occurs, the cumulative saturation bit FPSR.QC is set.
Depending on the settings in the CPACR_EL1, CPTR_EL2, and CPTR_EL3 registers, and the current Security state and Exception level, an attempt to execute the instruction might be trapped.
It has encodings from 2 classes: [Scalar](#) and [Vector](#)

Scalar (FEAT_AdvSIMD)



Encoding

UQSHL <V><d>, <V><n>, #<shift>

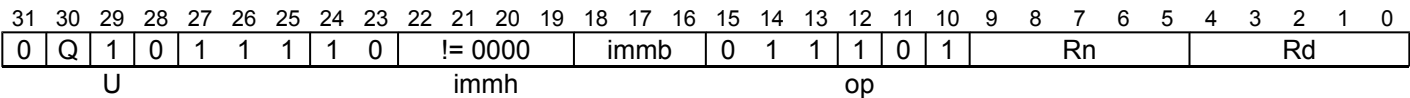
Decode for this encoding

```
if !IsFeatureImplemented(FEAT_AdvSIMD) then EndOfDecode(Decode_UNDEF);
if immh == '0000' then EndOfDecode(Decode_UNDEF);

constant integer d = UInt(Rd);
constant integer n = UInt(Rn);
constant integer esize = 8 << HighestSetBitNZ(immh);
constant integer datasize = esize;
constant integer elements = 1;
constant integer shift = UInt(immh:immb) - esize;

constant boolean src_unsigned = TRUE;
constant boolean dst_unsigned = TRUE;
```

Vector (FEAT_AdvSIMD)



Encoding

UQSHL <Vd>.<T>, <Vn>.<T>, #<shift>

Decode for this encoding

```
if !IsFeatureImplemented(FEAT_AdvSIMD) then EndOfDecode(Decode_UNDEF);
if immh == '0000' then SEE(asimdimh);
if immh<3>:Q == '10' then EndOfDecode(Decode_UNDEF);

constant integer d = UInt(Rd);
constant integer n = UInt(Rn);
constant integer esize = 8 << HighestSetBitNZ(immh);
constant integer datasize = 64 << UInt(Q);
constant integer elements = datasize DIV esize;
constant integer shift = UInt(immh:immb) - esize;

constant boolean src_unsigned = TRUE;
constant boolean dst_unsigned = TRUE;
```

Assembler Symbols

<V> Is a width specifier, encoded in “immh”:

immh	<V>
0001	B
001x	H
01xx	S
1xxx	D

<d> Is the number of the SIMD&FP destination register, encoded in the "Rd" field.

<n> Is the number of the SIMD&FP source register, encoded in the "Rn" field.

<shift> For the "Scalar" variant: is the left shift amount, in the range 0 to the operand width in bits minus 1, encoded in “immh:immb”:

immh	<shift>
0001	UInt(immh:immb) - 8
001x	UInt(immh:immb) - 16
01xx	UInt(immh:immb) - 32
1xxx	UInt(immh:immb) - 64

For the "Vector" variant: is the left shift amount, in the range 0 to the element width in bits minus 1, encoded in “immh:immb”:

immh	<shift>
0001	UInt(immh:immb) - 8
001x	UInt(immh:immb) - 16
01xx	UInt(immh:immb) - 32
1xxx	UInt(immh:immb) - 64

<Vd> Is the name of the SIMD&FP destination register, encoded in the "Rd" field.

<T> Is an arrangement specifier, encoded in “immh:Q”:

immh	Q	<T>
0001	0	8B
0001	1	16B
001x	0	4H
001x	1	8H
01xx	0	2S
01xx	1	4S
1xxx	0	RESERVED
1xxx	1	2D

<Vn> Is the name of the SIMD&FP source register, encoded in the "Rn" field.

Operation

```
CheckFPAdvSIMDEnabled64();
constant bits(datasize) operand = V[n, datasize];
bits(datasize) result;
integer element;
boolean sat;

for e = 0 to elements-1
    element = Int(Elem[operand, e, esize], src_unsigned) << shift;
    (Elem[result, e, esize], sat) = SatQ(element, esize, dst_unsigned);
    if sat then FPSR.QC = '1';

V[d, datasize] = result;
```

Internal version only: aarchmrs v2025-03_rel, pseudocode v2025-03_rel ; Build timestamp: 2025-03-21T17:41

Copyright © 2010-2025 Arm Limited or its affiliates. All rights reserved. This document is Non-Confidential.

UQSHL (register)

Unsigned saturating shift left (register)

This instruction takes each element in the vector of the first source SIMD&FP register, shifts the element by a value from the least significant byte of the corresponding element of the second source SIMD&FP register, places the results in a vector, and writes the vector to the destination SIMD&FP register.

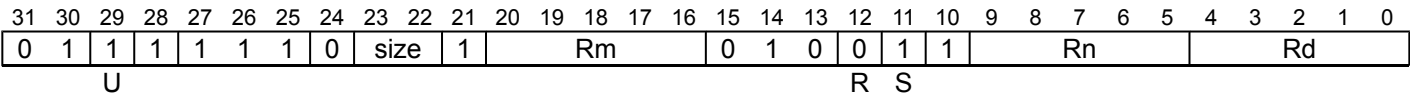
If the shift value is positive, the operation is a left shift. Otherwise, it is a right shift. The results are truncated. For rounded results, see [UQRSHL](#).

If overflow occurs with any of the results, those results are saturated. If saturation occurs, the cumulative saturation bit FPSR.QC is set.

Depending on the settings in the CPACR_EL1, CPTR_EL2, and CPTR_EL3 registers, and the current Security state and Exception level, an attempt to execute the instruction might be trapped.

It has encodings from 2 classes: [Scalar](#) and [Vector](#)

Scalar (FEAT_AdvSIMD)



Encoding

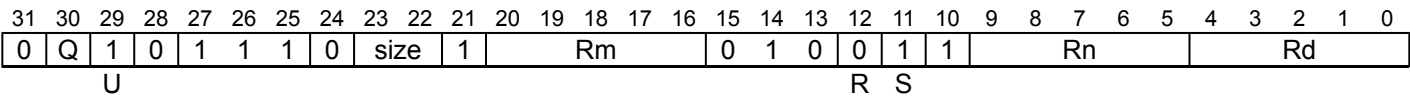
UQSHL <V><d>, <V><n>, <V><m>

Decode for this encoding

```
if !IsFeatureImplemented(FEAT_AdvSIMD) then EndOfDecode(Decode_UNDEF);
if S == '0' && size != '11' then EndOfDecode(Decode_UNDEF);
constant integer d = UInt(Rd);
constant integer n = UInt(Rn);
constant integer m = UInt(Rm);

constant boolean unsigned = TRUE;
constant boolean rounding = FALSE;
constant integer esize = 8 << UInt(size);
constant integer datasize = esize;
constant integer elements = 1;
```

Vector (FEAT_AdvSIMD)



Encoding

```
UQSHL <Vd>.<T>, <Vn>.<T>, <Vm>.<T>
```

Decode for this encoding

```
if !IsFeatureImplemented(FEAT_AdvSIMD) then EndOfDecode(Decode_UNDEF);
if size:Q == '110' then EndOfDecode(Decode_UNDEF);
constant integer d = UInt(Rd);
constant integer n = UInt(Rn);
constant integer m = UInt(Rm);

constant boolean unsigned = TRUE;
constant boolean rounding = FALSE;
constant integer esize = 8 << UInt(size);
constant integer datasize = 64 << UInt(Q);
constant integer elements = datasize DIV esize;
```

Assembler Symbols

<V> Is a width specifier, encoded in “size”:

size	<V>
00	B
01	H
10	S
11	D

<d> Is the number of the SIMD&FP destination register, encoded in the "Rd" field.

<n> Is the number of the first SIMD&FP source register, encoded in the "Rn" field.

<m> Is the number of the second SIMD&FP source register, encoded in the "Rm" field.

<Vd> Is the name of the SIMD&FP destination register, encoded in the "Rd" field.

<T> Is an arrangement specifier, encoded in “size:Q”:

size	Q	<T>
00	0	8B
00	1	16B
01	0	4H
01	1	8H
10	0	2S
10	1	4S
11	0	RESERVED
11	1	2D

<Vn> Is the name of the first SIMD&FP source register, encoded in the "Rn" field.

<Vm> Is the name of the second SIMD&FP source register, encoded in the "Rm" field.

Operation

```
CheckFPAdvSIMDEnabled64();
constant bits(datasize) operand1 = V[n, datasize];
constant bits(datasize) operand2 = V[m, datasize];
bits(datasize) result;
boolean sat;

for e = 0 to elements-1
    integer element = UInt(Elem[operand1, e, esize]);
    integer shift = ShiftSat(SInt(Elem[operand2, e, esize]<7:0>), esize);
    if shift >= 0 then // left shift
        element = element << shift;
    else // right shift
        shift = -shift;
        element = RShr(element, shift, rounding);

    (Elem[result, e, esize], sat) = SatQ(element, esize, unsigned);
    if sat then FPSR.QC = '1';

V[d, datasize] = result;
```

Internal version only: aarchmrs v2025-03_rel, pseudocode v2025-03_rel ; Build timestamp: 2025-03-21T17:41

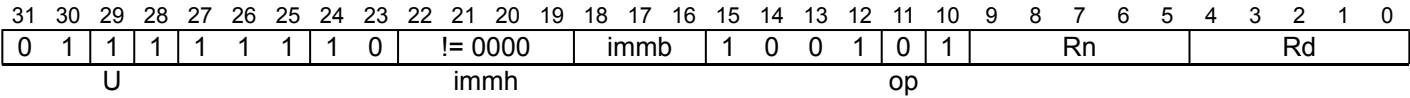
Copyright © 2010-2025 Arm Limited or its affiliates. All rights reserved. This document is Non-Confidential.

UQSHRN, UQSHRN2

Unsigned saturating shift right narrow (immediate)

This instruction reads each vector element in the source SIMD&FP register, right shifts each result by an immediate value, saturates each shifted result to a value that is half the original width, puts the final result into a vector, and writes the vector to the lower or upper half of the destination SIMD&FP register. All the values in this instruction are unsigned integer values. The results are truncated. For rounded results, see [UQSHRN](#).
The UQSHRN instruction writes the vector to the lower half of the destination register and clears the upper half. The UQSHRN2 instruction writes the vector to the upper half of the destination register without affecting the other bits of the register.
If overflow occurs with any of the results, those results are saturated. If saturation occurs, the cumulative saturation bit FPSR.QC is set.
Depending on the settings in the CPACR_EL1, CPTR_EL2, and CPTR_EL3 registers, and the current Security state and Exception level, an attempt to execute the instruction might be trapped.
It has encodings from 2 classes: [Scalar](#) and [Vector](#)

Scalar
(FEAT_AdvSIMD)



Encoding

UQSHRN <Vb><d>, <Va><n>, #<shift>

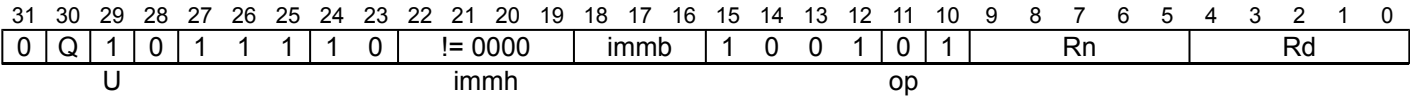
Decode for this encoding

```
if !IsFeatureImplemented(FEAT_AdvSIMD) then EndOfDecode(Decode_UNDEF);
if immh == '0000' then EndOfDecode(Decode_UNDEF);
if immh<3> == '1' then EndOfDecode(Decode_UNDEF);

constant integer d = UInt(Rd);
constant integer n = UInt(Rn);
constant integer esize = 8 << HighestSetBitNZ(immh<2:0>);
constant integer datasize = esize;
constant integer elements = 1;
constant integer part = 0;

constant integer shift = (2 * esize) - UInt(immh:immb);
constant boolean round = FALSE;
constant boolean unsigned = TRUE;
```

Vector
(FEAT_AdvSIMD)



Encoding

```
UQSHRN{2} <Vd>.<Tb>, <Vn>.<Ta>, #<shift>
```

Decode for this encoding

```
if !IsFeatureImplemented(FEAT_AdvSIMD) then EndOfDecode(Decode_UNDEF);
if immh == '0000' then SEE(asimdimm);
if immh<3> == '1' then EndOfDecode(Decode_UNDEF);

constant integer d = UInt(Rd);
constant integer n = UInt(Rn);
constant integer esize = 8 << HighestSetBitNZ(immh<2:0>);
constant integer datasize = 64;
constant integer part = UInt(Q);
constant integer elements = datasize DIV esize;

constant integer shift = (2 * esize) - UInt(immh:immb);
constant boolean round = FALSE;
constant boolean unsigned = TRUE;
```

Assembler Symbols

<Vb> Is the destination width specifier, encoded in “immh”:

immh	<Vb>
0001	B
001x	H
01xx	S
1xxx	RESERVED

<d> Is the number of the SIMD&FP destination register, encoded in the "Rd" field.

<Va> Is the source width specifier, encoded in “immh”:

immh	<Va>
0001	H
001x	S
01xx	D
1xxx	RESERVED

<n> Is the number of the SIMD&FP source register, encoded in the "Rn" field.

<shift> For the "Scalar" variant: is the right shift amount, in the range 1 to the destination operand width in bits, encoded in “immh:immb”:

immh	<shift>
0001	16 - UInt(immh:immb)
001x	32 - UInt(immh:immb)
01xx	64 - UInt(immh:immb)
1xxx	RESERVED

For the "Vector" variant: is the right shift amount, in the range 1 to the destination element width in bits, encoded in “immh:immb”:

immh	<shift>
0001	16 - UInt(immh:immb)
001x	32 - UInt(immh:immb)
01xx	64 - UInt(immh:immb)
1xxx	RESERVED

2 Is the second and upper half specifier. If present it causes the operation to be performed on the upper 64 bits of the registers holding the narrower elements, and is encoded in “Q”:

Q	2
0	[absent]
1	[present]

<Vd> Is the name of the SIMD&FP destination register, encoded in the "Rd" field.

<Tb> Is an arrangement specifier, encoded in “immh:Q”:

immh	Q	<Tb>
0001	0	8B
0001	1	16B
001x	0	4H
001x	1	8H
01xx	0	2S
01xx	1	4S
1xxx	x	RESERVED

<Vn> Is the name of the SIMD&FP source register, encoded in the "Rn" field.

<Ta> Is an arrangement specifier, encoded in “immh”:

immh	<Ta>
0001	8H
001x	4S
01xx	2D
1xxx	RESERVED

Operation

```

CheckFPAdvSIMDEnabled64();
constant bits(datasize*2) operand = V[n, datasize*2];
bits(datasize) result;
integer element;
boolean sat;

for e = 0 to elements-1
    element = RShr(Int(Elem[operand, e, 2*esize], unsigned), shift, round);
    (Elem[result, e, esize], sat) = SatQ(element, esize, unsigned);
    if sat then FPSR.QC = '1';

Vpart[d, part, datasize] = result;

```

Internal version only: aarchmrs v2025-03_rel, pseudocode v2025-03_rel ; Build timestamp: 2025-03-21T17:41

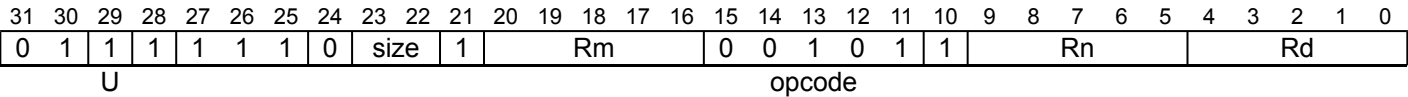
Copyright © 2010-2025 Arm Limited or its affiliates. All rights reserved. This document is Non-Confidential.

UQSUB

Unsigned saturating subtract

This instruction subtracts the element values of the second source SIMD&FP register from the corresponding element values of the first source SIMD&FP register, places the results into a vector, and writes the vector to the destination SIMD&FP register.
If overflow occurs with any of the results, those results are saturated. If saturation occurs, the cumulative saturation bit FPSR.QC is set.
Depending on the settings in the CPACR_EL1, CPTR_EL2, and CPTR_EL3 registers, and the current Security state and Exception level, an attempt to execute the instruction might be trapped.
It has encodings from 2 classes: [Scalar](#) and [Vector](#)

Scalar (FEAT_AdvSIMD)



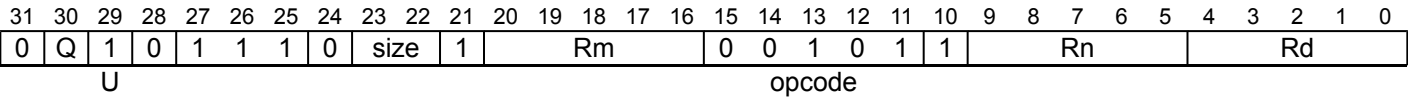
Encoding

UQSUB <V><d>, <V><n>, <V><m>

Decode for this encoding

```
if !IsFeatureImplemented(FEAT_AdvSIMD) then EndOfDecode(Decode_UNDEF);
constant integer d = UInt(Rd);
constant integer n = UInt(Rn);
constant integer m = UInt(Rm);
constant integer esize = 8 << UInt(size);
constant integer datasize = esize;
constant integer elements = 1;
constant boolean unsigned = TRUE;
```

Vector (FEAT_AdvSIMD)



Encoding

UQSUB <Vd>.<T>, <Vn>.<T>, <Vm>.<T>

Decode for this encoding

```
if !IsFeatureImplemented(FEAT_AdvSIMD) then EndOfDecode(Decode_UNDEF);
if size:Q == '110' then EndOfDecode(Decode_UNDEF);
constant integer d = UInt(Rd);
constant integer n = UInt(Rn);
constant integer m = UInt(Rm);
constant integer esize = 8 << UInt(size);
constant integer datasize = 64 << UInt(Q);
constant integer elements = datasize DIV esize;
constant boolean unsigned = TRUE;
```

Assembler Symbols

<V> Is a width specifier, encoded in “size”:

size	<V>
00	B
01	H
10	S
11	D

<d> Is the number of the SIMD&FP destination register, encoded in the "Rd" field.

<n> Is the number of the first SIMD&FP source register, encoded in the "Rn" field.

<m> Is the number of the second SIMD&FP source register, encoded in the "Rm" field.

<Vd> Is the name of the SIMD&FP destination register, encoded in the "Rd" field.

<T> Is an arrangement specifier, encoded in “size:Q”:

size	Q	<T>
00	0	8B
00	1	16B
01	0	4H
01	1	8H
10	0	2S
10	1	4S
11	0	RESERVED
11	1	2D

<Vn> Is the name of the first SIMD&FP source register, encoded in the "Rn" field.

<Vm> Is the name of the second SIMD&FP source register, encoded in the "Rm" field.

Operation

```
CheckFPAdvSIMDEnabled64();
constant bits(datasize) operand1 = V[n, datasize];
constant bits(datasize) operand2 = V[m, datasize];
bits(datasize) result;
integer element1;
integer element2;
integer diff;
boolean sat;

for e = 0 to elements-1
    element1 = UInt(Elem[operand1, e, esize]);
    element2 = UInt(Elem[operand2, e, esize]);
    diff = element1 - element2;
    (Elem[result, e, esize], sat) = SatQ(diff, esize, unsigned);
    if sat then FPSR.QC = '1';

V[d, datasize] = result;
```

UQXTN, UQXTN2

Unsigned saturating extract narrow

This instruction reads each vector element from the source SIMD&FP register, saturates each value to half the original width, places the result into a vector, and writes the vector to the destination SIMD&FP register. All the values in this instruction are unsigned integer values.

If saturation occurs, the cumulative saturation bit FPSR.QC is set.

The UQXTN instruction writes the vector to the lower half of the destination register and clears the upper half. The UQXTN2 instruction writes the vector to the upper half of the destination register without affecting the other bits of the register.

Depending on the settings in the CPACR_EL1, CPTR_EL2, and CPTR_EL3 registers, and the current Security state and Exception level, an attempt to execute the instruction might be trapped.

It has encodings from 2 classes: [Scalar](#) and [Vector](#)

Scalar (FEAT_AdvSIMD)

31	30	29	28	27	26	25	24	23	22	21	20	19	18	17	16	15	14	13	12	11	10	9	8	7	6	5	4	3	2	1	0
0	1	1	1	1	1	1	0	size	1	0	0	0	0	0	1	0	1	0	0	1	0	Rn				Rd					
U								opcode																							

Encoding

UQXTN <Vb><d>, <Va><n>

Decode for this encoding

```
if !IsFeatureImplemented(FEAT_AdvSIMD) then EndOfDecode(Decode_UNDEF);
if size == '11' then EndOfDecode(Decode_UNDEF);
constant integer d = UInt(Rd);
constant integer n = UInt(Rn);

constant integer esize = 8 << UInt(size);
constant integer datasize = esize;
constant integer part = 0;
constant integer elements = 1;
constant boolean unsigned = TRUE;
```

Vector (FEAT_AdvSIMD)

31	30	29	28	27	26	25	24	23	22	21	20	19	18	17	16	15	14	13	12	11	10	9	8	7	6	5	4	3	2	1	0
0	Q	1	0	1	1	1	0	size	1	0	0	0	0	0	1	0	1	0	0	1	0	Rn				Rd					
U								opcode																							

Encoding

UQXTN{2} <Vd>.<Tb>, <Vn>.<Ta>

Decode for this encoding

```
if !IsFeatureImplemented(FEAT_AdvSIMD) then EndOfDecode(Decode_UNDEF);
if size == '11' then EndOfDecode(Decode_UNDEF);
constant integer d = UInt(Rd);
constant integer n = UInt(Rn);

constant integer esize = 8 << UInt(size);
constant integer datasize = 64;
constant integer part = UInt(Q);
constant integer elements = datasize DIV esize;
constant boolean unsigned = TRUE;
```

Assembler Symbols

<Vb> Is the destination width specifier, encoded in “size”:

size	<Vb>
00	B
01	H
10	S
11	RESERVED

<d> Is the number of the SIMD&FP destination register, encoded in the "Rd" field.

<Va> Is the source width specifier, encoded in “size”:

size	<Va>
00	H
01	S
10	D
11	RESERVED

<n> Is the number of the SIMD&FP source register, encoded in the "Rn" field.

2 Is the second and upper half specifier. If present it causes the operation to be performed on the upper 64 bits of the registers holding the narrower elements, and is encoded in “Q”:

Q	2
0	[absent]
1	[present]

<Vd> Is the name of the SIMD&FP destination register, encoded in the "Rd" field.

<Tb> Is an arrangement specifier, encoded in “size:Q”:

size	Q	<Tb>
00	0	8B
00	1	16B
01	0	4H
01	1	8H
10	0	2S
10	1	4S
11	x	RESERVED

<Vn> Is the name of the SIMD&FP source register, encoded in the "Rn" field.

<Ta> Is an arrangement specifier, encoded in “size”:

size	<Ta>
00	8H
01	4S
10	2D
11	RESERVED

Operation

```
CheckFPAdvSIMDEnabled64();
constant bits(2*datasize) operand = V[n, 2*datasize];
bits(datasize) result;
bits(2*esize) element;
boolean sat;

for e = 0 to elements-1
    element = Elem[operand, e, 2*esize];
    (Elem[result, e, esize], sat) = SatQ(UInt(element), esize, unsigned);
    if sat then FPSR.QC = '1';

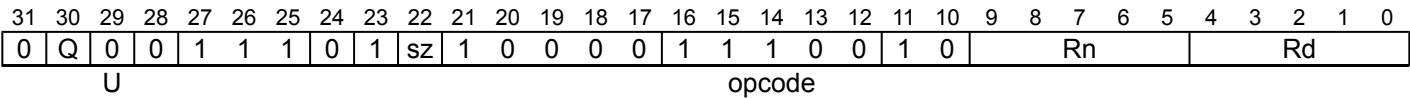
Vpart[d, part, datasize] = result;
```


URECPE

Unsigned reciprocal estimate

This instruction reads each vector element from the source SIMD&FP register, calculates an approximate inverse for the unsigned integer value, places the result into a vector, and writes the vector to the destination SIMD&FP register.
Depending on the settings in the CPACR_EL1, CPTR_EL2, and CPTR_EL3 registers, and the current Security state and Exception level, an attempt to execute the instruction might be trapped.

Vector
(FEAT_AdvSIMD)



Encoding

URECPE <Vd>.<T>, <Vn>.<T>

Decode for this encoding

```
if !IsFeatureImplemented(FEAT_AdvSIMD) then EndOfDecode(Decode_UNDEF);
constant integer d = UInt(Rd);
constant integer n = UInt(Rn);

if sz == '1' then EndOfDecode(Decode_UNDEF);
constant integer esize = 32;
constant integer datasize = 64 << UInt(Q);
constant integer elements = datasize DIV esize;
```

Assembler Symbols

<Vd> Is the name of the SIMD&FP destination register, encoded in the "Rd" field.

<T> Is an arrangement specifier, encoded in “sz:Q”:

sz	Q	<T>
0	0	2S
0	1	4S
1	x	RESERVED

<Vn> Is the name of the SIMD&FP source register, encoded in the "Rn" field.

Operation

```
CheckFPAdvSIMDEnabled64();
constant bits(datasize) operand = V[n, datasize];
bits(datasize) result;
bits(32) element;

for e = 0 to elements-1
    element = Elem[operand, e, 32];
    Elem[result, e, 32] = UnsignedRecipEstimate(element);

V[d, datasize] = result;
```

URHADD

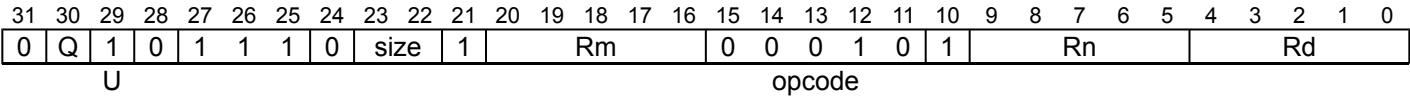
Unsigned rounding halving add

This instruction adds corresponding unsigned integer values from the two source SIMD&FP registers, shifts each result right one bit, places the results into a vector, and writes the vector to the destination SIMD&FP register.

The results are rounded. For truncated results, see [UHADD](#).

Depending on the settings in the CPACR_EL1, CPTR_EL2, and CPTR_EL3 registers, and the current Security state and Exception level, an attempt to execute the instruction might be trapped.

Three registers of the same type
(FEAT_AdvSIMD)



Encoding

URHADD <Vd>.<T>, <Vn>.<T>, <Vm>.<T>

Decode for this encoding

```
if !IsFeatureImplemented(FEAT_AdvSIMD) then EndOfDecode(Decode_UNDEF);
if size == '11' then EndOfDecode(Decode_UNDEF);
constant integer d = UInt(Rd);
constant integer n = UInt(Rn);
constant integer m = UInt(Rm);
constant integer esize = 8 << UInt(size);
constant integer datasize = 64 << UInt(Q);
constant integer elements = datasize DIV esize;
```

Assembler Symbols

<Vd> Is the name of the SIMD&FP destination register, encoded in the "Rd" field.

<T> Is an arrangement specifier, encoded in “size:Q”:

size	Q	<T>
00	0	8B
00	1	16B
01	0	4H
01	1	8H
10	0	2S
10	1	4S
11	x	RESERVED

<Vn> Is the name of the first SIMD&FP source register, encoded in the "Rn" field.

<Vm> Is the name of the second SIMD&FP source register, encoded in the "Rm" field.

Operation

```
CheckFPAdvSIMDEnabled64();
constant bits(datasize) operand1 = V[n, datasize];
constant bits(datasize) operand2 = V[m, datasize];
bits(datasize) result;
integer element1;
integer element2;
integer sum;

for e = 0 to elements-1
    element1 = UInt(Elem[operand1, e, esize]);
    element2 = UInt(Elem[operand2, e, esize]);
    sum = (element1 + element2 + 1) >> 1;
    Elem[result, e, esize] = sum<esize-1:0>;

V[d, datasize] = result;
```

Internal version only: aarchmrs v2025-03_rel, pseudocode v2025-03_rel ; Build timestamp: 2025-03-21T17:41

Copyright © 2010-2025 Arm Limited or its affiliates. All rights reserved. This document is Non-Confidential.

URSHL

Unsigned rounding shift left (register)

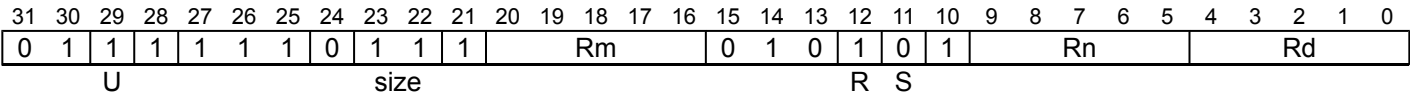
This instruction takes each element in the vector of the first source SIMD&FP register, shifts the vector element by a value from the least significant byte of the corresponding element of the second source SIMD&FP register, places the results in a vector, and writes the vector to the destination SIMD&FP register.

If the shift value is positive, the operation is a left shift. If the shift value is negative, it is a rounding right shift.

Depending on the settings in the CPACR_EL1, CPTR_EL2, and CPTR_EL3 registers, and the current Security state and Exception level, an attempt to execute the instruction might be trapped.

It has encodings from 2 classes: [Scalar](#) and [Vector](#)

Scalar
(FEAT_AdvSIMD)



Encoding

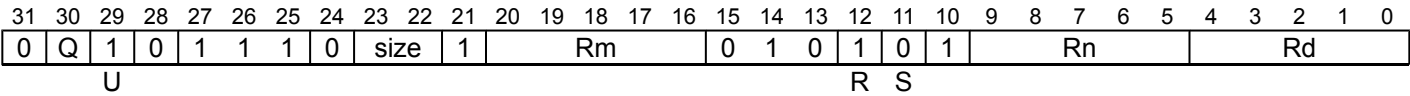
URSHL D<d>, D<n>, D<m>

Decode for this encoding

```
if !IsFeatureImplemented(FEAT_AdvSIMD) then EndOfDecode(Decode_UNDEF);
if S == '0' && size != '11' then EndOfDecode(Decode_UNDEF);
constant integer d = UInt(Rd);
constant integer n = UInt(Rn);
constant integer m = UInt(Rm);

constant boolean rounding = TRUE;
constant integer esize = 8 << UInt(size);
constant integer datasize = esize;
constant integer elements = 1;
```

Vector
(FEAT_AdvSIMD)



Encoding

URSHL <Vd>.<T>, <Vn>.<T>, <Vm>.<T>

Decode for this encoding

```
if !IsFeatureImplemented(FEAT_AdvSIMD) then EndOfDecode(Decode_UNDEF);
if size:Q == '110' then EndOfDecode(Decode_UNDEF);
constant integer d = UInt(Rd);
constant integer n = UInt(Rn);
constant integer m = UInt(Rm);

constant boolean rounding = TRUE;
constant integer esize = 8 << UInt(size);
constant integer datasize = 64 << UInt(Q);
constant integer elements = datasize DIV esize;
```

Assembler Symbols

- <d>Is the number of the SIMD&FP destination register, encoded in the "Rd" field.
- <n>Is the number of the first SIMD&FP source register, encoded in the "Rn" field.
- <m>Is the number of the second SIMD&FP source register, encoded in the "Rm" field.
- <Vd>Is the name of the SIMD&FP destination register, encoded in the "Rd" field.
- <T>Is an arrangement specifier, encoded in “size:Q”:

size	Q	<T>
00	0	8B
00	1	16B
01	0	4H
01	1	8H
10	0	2S
10	1	4S
11	0	RESERVED
11	1	2D

- <Vn>Is the name of the first SIMD&FP source register, encoded in the "Rn" field.
- <Vm>Is the name of the second SIMD&FP source register, encoded in the "Rm" field.

Operation

```
CheckFPAdvSIMDEnabled64();
constant bits(datasize) operand1 = V[n, datasize];
constant bits(datasize) operand2 = V[m, datasize];
bits(datasize) result;

for e = 0 to elements-1
    integer element = UInt(Elem[operand1, e, esize]);
    integer shift = ShiftSat(SInt(Elem[operand2, e, esize]<7:0>), esize);
    if shift >= 0 then // left shift
        element = element << shift;
    else // right shift
        shift = -shift;
        element = RShr(element, shift, rounding);

    Elem[result, e, esize] = element<esize-1:0>;

V[d, datasize] = result;
```

URSHR

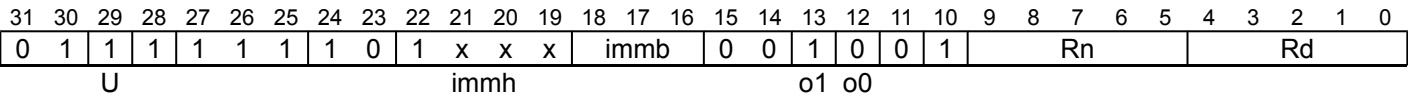
Unsigned rounding shift right (immediate)

This instruction reads each vector element in the source SIMD&FP register, right shifts each result by an immediate value, writes the final result to a vector, and writes the vector to the destination SIMD&FP register. All the values in this instruction are unsigned integer values. The results are rounded. For truncated results, see [USHR](#).

Depending on the settings in the CPACR_EL1, CPTR_EL2, and CPTR_EL3 registers, and the current Security state and Exception level, an attempt to execute the instruction might be trapped.

It has encodings from 2 classes: [Scalar](#) and [Vector](#)

Scalar
(FEAT_AdvSIMD)



Encoding

URSHR D<d>, D<n>, #<shift>

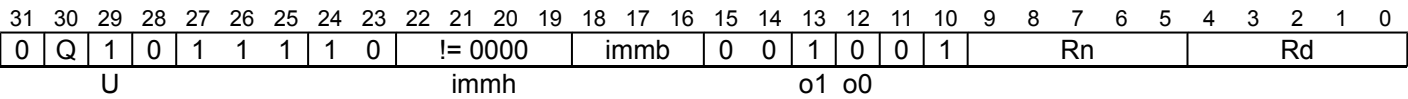
Decode for this encoding

```
if !IsFeatureImplemented(FEAT_AdvSIMD) then EndOfDecode(Decode_UNDEF);
if immh<3> != '1' then EndOfDecode(Decode_UNDEF);

constant integer d = UInt(Rd);
constant integer n = UInt(Rn);
constant integer esize = 8 << 3;
constant integer datasize = esize;
constant integer elements = 1;

constant integer shift = (esize * 2) - UInt(immh:immb);
constant boolean unsigned = TRUE;
constant boolean round = TRUE;
```

Vector
(FEAT_AdvSIMD)



Encoding

```
URSHR <Vd>.<T>, <Vn>.<T>, #<shift>
```

Decode for this encoding

```
if !IsFeatureImplemented(FEAT_AdvSIMD) then EndOfDecode(Decode_UNDEF);
if immh == '0000' then SEE(asimdimm);
if immh<3>:Q == '10' then EndOfDecode(Decode_UNDEF);

constant integer d = UInt(Rd);
constant integer n = UInt(Rn);
constant integer esize = 8 << HighestSetBitNZ(immh);
constant integer datasize = 64 << UInt(Q);
constant integer elements = datasize DIV esize;

constant integer shift = (esize * 2) - UInt(immh:immb);
constant boolean unsigned = TRUE;
constant boolean round = TRUE;
```

Assembler Symbols

- <d> Is the number of the SIMD&FP destination register, encoded in the "Rd" field.
- <n> Is the number of the first SIMD&FP source register, encoded in the "Rn" field.
- <shift> For the "Scalar" variant: is the right shift amount, in the range 1 to 64, encoded as 128 - UInt("immh:immb").

For the "Vector" variant: is the right shift amount, in the range 1 to the element width in bits, encoded in "immh:immb":

immh	<shift>
0001	16 - UInt(immh:immb)
001x	32 - UInt(immh:immb)
01xx	64 - UInt(immh:immb)
1xxx	128 - UInt(immh:immb)

- <Vd> Is the name of the SIMD&FP destination register, encoded in the "Rd" field.
- <T> Is an arrangement specifier, encoded in "immh:Q":

immh	Q	<T>
0001	0	8B
0001	1	16B
001x	0	4H
001x	1	8H
01xx	0	2S
01xx	1	4S
1xxx	0	RESERVED
1xxx	1	2D

- <Vn> Is the name of the SIMD&FP source register, encoded in the "Rn" field.

Operation

```
CheckFPAdvSIMDEnabled64();
constant bits(datasize) operand = V[n, datasize];
constant bits(datasize) operand2 = Zeros(datasize);
bits(datasize) result;
integer element;

for e = 0 to elements-1
    element = RShr(Int(Elem[operand, e, esize], unsigned), shift, round);
    Elem[result, e, esize] = Elem[operand2, e, esize] + element<esize-1:0>;

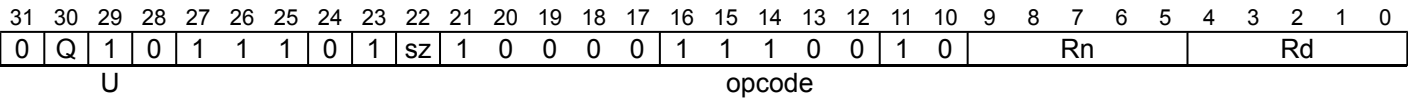
V[d, datasize] = result;
```


URSQRTE

Unsigned reciprocal square root estimate

This instruction reads each vector element from the source SIMD&FP register, calculates an approximate inverse square root for each value, places the result into a vector, and writes the vector to the destination SIMD&FP register. All the values in this instruction are unsigned integer values. Depending on the settings in the CPACR_EL1, CPTR_EL2, and CPTR_EL3 registers, and the current Security state and Exception level, an attempt to execute the instruction might be trapped.

Vector
(FEAT_AdvSIMD)



Encoding

URSQRTE <Vd>.<T>, <Vn>.<T>

Decode for this encoding

```
if !IsFeatureImplemented(FEAT_AdvSIMD) then EndOfDecode(Decode_UNDEF);
constant integer d = UInt(Rd);
constant integer n = UInt(Rn);

if sz == '1' then EndOfDecode(Decode_UNDEF);
constant integer esize = 32;
constant integer datasize = 64 << UInt(Q);
constant integer elements = datasize DIV esize;
```

Assembler Symbols

<Vd> Is the name of the SIMD&FP destination register, encoded in the "Rd" field.

<T> Is an arrangement specifier, encoded in “sz:Q”:

sz	Q	<T>
0	0	2S
0	1	4S
1	x	RESERVED

<Vn> Is the name of the SIMD&FP source register, encoded in the "Rn" field.

Operation

```
CheckFPAdvSIMDEnabled64();
constant bits(datasize) operand = V[n, datasize];
bits(datasize) result;
bits(32) element;

for e = 0 to elements-1
    element = Elem[operand, e, 32];
    Elem[result, e, 32] = UnsignedRSqrtEstimate(element);

V[d, datasize] = result;
```

URSRA

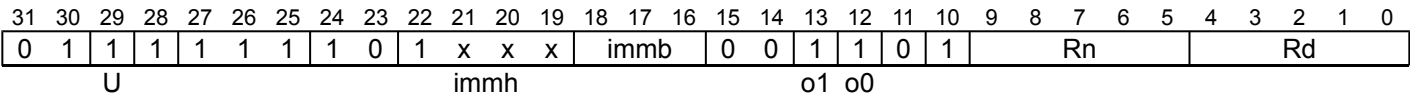
Unsigned rounding shift right and accumulate (immediate)

This instruction reads each vector element in the source SIMD&FP register, right shifts each result by an immediate value, and accumulates the final results with the vector elements of the destination SIMD&FP register. All the values in this instruction are unsigned integer values. The results are rounded. For truncated results, see [USRA](#).

Depending on the settings in the CPACR_EL1, CPTR_EL2, and CPTR_EL3 registers, and the current Security state and Exception level, an attempt to execute the instruction might be trapped.

It has encodings from 2 classes: [Scalar](#) and [Vector](#)

Scalar
(FEAT_AdvSIMD)



Encoding

URSRA D<d>, D<n>, #<shift>

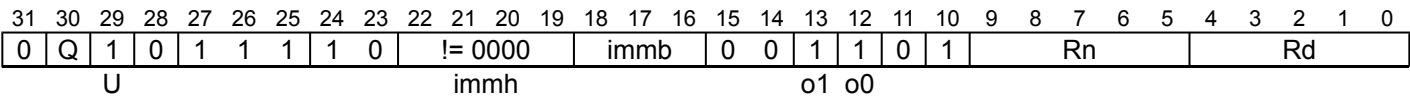
Decode for this encoding

```
if !IsFeatureImplemented(FEAT_AdvSIMD) then EndOfDecode(Decode_UNDEF);
if immh<3> != '1' then EndOfDecode(Decode_UNDEF);

constant integer d = UInt(Rd);
constant integer n = UInt(Rn);
constant integer esize = 8 << 3;
constant integer datasize = esize;
constant integer elements = 1;

constant integer shift = (esize * 2) - UInt(immh:immb);
constant boolean unsigned = TRUE;
constant boolean round = TRUE;
```

Vector
(FEAT_AdvSIMD)



Encoding

```
URSRA <Vd>.<T>, <Vn>.<T>, #<shift>
```

Decode for this encoding

```
if !IsFeatureImplemented(FEAT_AdvSIMD) then EndOfDecode(Decode_UNDEF);
if immh == '0000' then SEE(asimdimm);
if immh<3>:Q == '10' then EndOfDecode(Decode_UNDEF);

constant integer d = UInt(Rd);
constant integer n = UInt(Rn);
constant integer esize = 8 << HighestSetBitNZ(immh);
constant integer datasize = 64 << UInt(Q);
constant integer elements = datasize DIV esize;

constant integer shift = (esize * 2) - UInt(immh:immb);
constant boolean unsigned = TRUE;
constant boolean round = TRUE;
```

Assembler Symbols

- <d> Is the number of the SIMD&FP destination register, encoded in the "Rd" field.
- <n> Is the number of the first SIMD&FP source register, encoded in the "Rn" field.
- <shift> For the "Scalar" variant: is the right shift amount, in the range 1 to 64, encoded as 128 - UInt("immh:immb").

For the "Vector" variant: is the right shift amount, in the range 1 to the element width in bits, encoded in "immh:immb":

immh	<shift>
0001	16 - UInt(immh:immb)
001x	32 - UInt(immh:immb)
01xx	64 - UInt(immh:immb)
1xxx	128 - UInt(immh:immb)

- <Vd> Is the name of the SIMD&FP destination register, encoded in the "Rd" field.
- <T> Is an arrangement specifier, encoded in "immh:Q":

immh	Q	<T>
0001	0	8B
0001	1	16B
001x	0	4H
001x	1	8H
01xx	0	2S
01xx	1	4S
1xxx	0	RESERVED
1xxx	1	2D

- <Vn> Is the name of the SIMD&FP source register, encoded in the "Rn" field.

Operation

```
CheckFPAdvSIMDEnabled64();
constant bits(datasize) operand = V[n, datasize];
constant bits(datasize) operand2 = V[d, datasize];
bits(datasize) result;
integer element;

for e = 0 to elements-1
    element = RShr(Int(Elem[operand, e, esize], unsigned), shift, round);
    Elem[result, e, esize] = Elem[operand2, e, esize] + element<esize-1:0>;

V[d, datasize] = result;
```

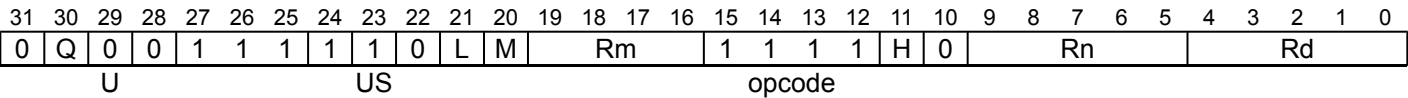

USDOT (by element)

Dot product with unsigned and signed integers (vector, by element)

This instruction performs the dot product of the four unsigned 8-bit integer values in each 32-bit element of the first source register with the four signed 8-bit integer values in an indexed 32-bit element of the second source register, accumulating the result into the corresponding 32-bit element of the destination register.

From Armv8.2 to Armv8.5, this is an OPTIONAL instruction. From Armv8.6 it is mandatory for implementations that include Advanced SIMD to support it. ID_AA64ISAR1_EL1.I8MM indicates whether this instruction is supported.

Vector
(FEAT_I8MM)



Encoding

USDOT <Vd>.<Ta>, <Vn>.<Tb>, <Vm>.^{4B}[<index>]

Decode for this encoding

```
if !IsFeatureImplemented(FEAT_I8MM) then EndOfDecode(Decode_UNDEF);
constant integer n = UInt(Rn);
constant integer m = UInt(M:Rm);
constant integer d = UInt(Rd);
constant integer i = UInt(H:L);
constant integer datasize = 64 << UInt(Q);
constant integer elements = datasize DIV 32;
```

Assembler Symbols

- <Vd>

Is the name of the SIMD&FP third source and destination register, encoded in the "Rd" field.
- <Ta>

Is an arrangement specifier, encoded in “Q”:

Q	<Ta>
0	2S
1	4S
- <Vn>

Is the name of the first SIMD&FP source register, encoded in the "Rn" field.
- <Tb>

Is an arrangement specifier, encoded in “Q”:

Q	<Tb>
0	8B
1	16B
- <Vm>

Is the name of the second SIMD&FP source register, encoded in the "M:Rm" fields.
- <index>

Is the immediate index of a 32-bit group of four 8-bit values, in the range 0 to 3, encoded in the "H:L" fields.

Operation

```
CheckFPAdvSIMDEnabled64();
constant bits(datasize) operand1 = V[n, datasize];
constant bits(128) operand2 = V[m, 128];
constant bits(datasize) operand3 = V[d, datasize];
bits(datasize) result;

for e = 0 to elements-1
    bits(32) res = Elem[operand3, e, 32];
    for b = 0 to 3
        constant integer element1 = UInt(Elem[operand1, 4 * e + b, 8]);
        constant integer element2 = SInt(Elem[operand2, 4 * i + b, 8]);
        res = res + element1 * element2;
    Elem[result, e, 32] = res;
V[d, datasize] = result;
```

Operational information

If PSTATE.DIT is 1:

- The execution time of this instruction is independent of:
 - The values of the data supplied in any of its registers.
 - The values of the NZCV flags.
- The response of this instruction to asynchronous exceptions does not vary based on:
 - The values of the data supplied in any of its registers.
 - The values of the NZCV flags.

Internal version only: aarchmrs v2025-03_rel, pseudocode v2025-03_rel ; Build timestamp: 2025-03-21T17:41

Copyright © 2010-2025 Arm Limited or its affiliates. All rights reserved. This document is Non-Confidential.

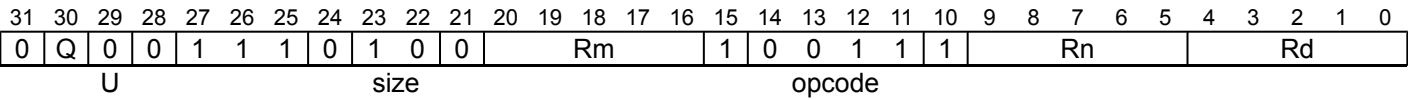
USDOT (vector)

Dot product with unsigned and signed integers (vector)

This instruction performs the dot product of the four unsigned 8-bit integer values in each 32-bit element of the first source register with the four signed 8-bit integer values in the corresponding 32-bit element of the second source register, accumulating the result into the corresponding 32-bit element of the destination register.

From Armv8.2 to Armv8.5, this is an OPTIONAL instruction. From Armv8.6 it is mandatory for implementations that include Advanced SIMD to support it. ID_AA64ISAR1_EL1.I8MM indicates whether this instruction is supported.

Vector (FEAT_I8MM)



Encoding

USDOT <Vd>.<Ta>, <Vn>.<Tb>, <Vm>.<Tb>

Decode for this encoding

```
if !IsFeatureImplemented(FEAT_I8MM) then EndOfDecode(Decode_UNDEF);
constant integer d = UInt(Rd);
constant integer n = UInt(Rn);
constant integer m = UInt(Rm);
constant integer datasize = 64 << UInt(Q);
constant integer elements = datasize DIV 32;
```

Assembler Symbols

<Vd> Is the name of the SIMD&FP third source and destination register, encoded in the "Rd" field.

<Ta> Is an arrangement specifier, encoded in "Q":

Q	<Ta>
0	2S
1	4S

<Vn> Is the name of the first SIMD&FP source register, encoded in the "Rn" field.

<Tb> Is an arrangement specifier, encoded in "Q":

Q	<Tb>
0	8B
1	16B

<Vm> Is the name of the second SIMD&FP source register, encoded in the "Rm" field.

Operation

```
CheckFPAdvSIMDEnabled64();
constant bits(datasize) operand1 = V[n, datasize];
constant bits(datasize) operand2 = V[m, datasize];
constant bits(datasize) operand3 = V[d, datasize];
bits(datasize) result;

for e = 0 to elements-1
    bits(32) res = Elem[operand3, e, 32];
    for b = 0 to 3
        constant integer element1 = UInt(Elem[operand1, 4 * e + b, 8]);
        constant integer element2 = SInt(Elem[operand2, 4 * e + b, 8]);
        res = res + element1 * element2;
    Elem[result, e, 32] = res;

V[d, datasize] = result;
```

Operational information

If PSTATE.DIT is 1:

- The execution time of this instruction is independent of:
 - The values of the data supplied in any of its registers.
 - The values of the NZCV flags.
- The response of this instruction to asynchronous exceptions does not vary based on:
 - The values of the data supplied in any of its registers.
 - The values of the NZCV flags.

Internal version only: aarchmrs v2025-03_rel, pseudocode v2025-03_rel ; Build timestamp: 2025-03-21T17:41

Copyright © 2010-2025 Arm Limited or its affiliates. All rights reserved. This document is Non-Confidential.

USHL

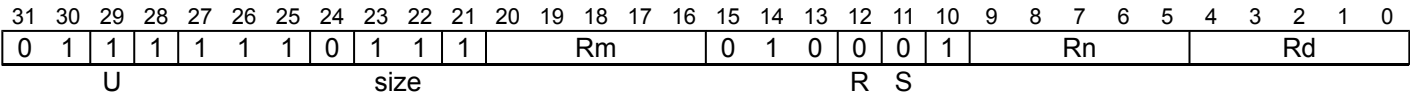
Unsigned shift left (register)

This instruction takes each element in the vector of the first source SIMD&FP register, shifts each element by a value from the least significant byte of the corresponding element of the second source SIMD&FP register, places the results in a vector, and writes the vector to the destination SIMD&FP register.

If the shift value is positive, the operation is a left shift. If the shift value is negative, it is a truncating right shift. For a rounding shift, see [URSHL](#). Depending on the settings in the CPACR_EL1, CPTR_EL2, and CPTR_EL3 registers, and the current Security state and Exception level, an attempt to execute the instruction might be trapped.

It has encodings from 2 classes: [Scalar](#) and [Vector](#)

Scalar (FEAT_AdvSIMD)



Encoding

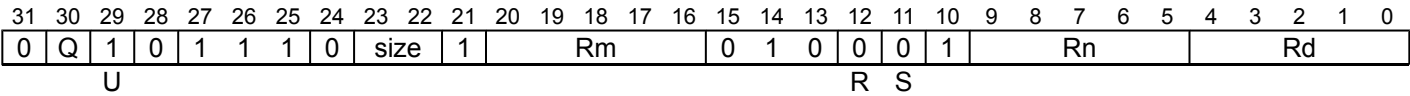
USHL D<d>, D<n>, D<m>

Decode for this encoding

```
if !IsFeatureImplemented(FEAT_AdvSIMD) then EndOfDecode(Decode_UNDEF);
if S == '0' && size != '11' then EndOfDecode(Decode_UNDEF);
constant integer d = UInt(Rd);
constant integer n = UInt(Rn);
constant integer m = UInt(Rm);

constant boolean rounding = FALSE;
constant integer esize = 8 << UInt(size);
constant integer datasize = esize;
constant integer elements = 1;
```

Vector (FEAT_AdvSIMD)



Encoding

USHL <Vd>.<T>, <Vn>.<T>, <Vm>.<T>

Decode for this encoding

```
if !IsFeatureImplemented(FEAT_AdvSIMD) then EndOfDecode(Decode_UNDEF);
if size:Q == '110' then EndOfDecode(Decode_UNDEF);
constant integer d = UInt(Rd);
constant integer n = UInt(Rn);
constant integer m = UInt(Rm);

constant boolean rounding = FALSE;
constant integer esize = 8 << UInt(size);
constant integer datasize = 64 << UInt(Q);
constant integer elements = datasize DIV esize;
```

Assembler Symbols

- <d>Is the number of the SIMD&FP destination register, encoded in the "Rd" field.
- <n>Is the number of the first SIMD&FP source register, encoded in the "Rn" field.
- <m>Is the number of the second SIMD&FP source register, encoded in the "Rm" field.
- <Vd>Is the name of the SIMD&FP destination register, encoded in the "Rd" field.
- <T>Is an arrangement specifier, encoded in “size:Q”:

size	Q	<T>
00	0	8B
00	1	16B
01	0	4H
01	1	8H
10	0	2S
10	1	4S
11	0	RESERVED
11	1	2D

- <Vn>Is the name of the first SIMD&FP source register, encoded in the "Rn" field.
- <Vm>Is the name of the second SIMD&FP source register, encoded in the "Rm" field.

Operation

```
CheckFPAdvSIMDEnabled64();
constant bits(datasize) operand1 = V[n, datasize];
constant bits(datasize) operand2 = V[m, datasize];
bits(datasize) result;

for e = 0 to elements-1
    integer element = UInt(Elem[operand1, e, esize]);
    integer shift = ShiftSat(SInt(Elem[operand2, e, esize]<7:0>), esize);
    if shift >= 0 then // left shift
        element = element << shift;
    else // right shift
        shift = -shift;
        element = RShr(element, shift, rounding);

    Elem[result, e, esize] = element<esize-1:0>;

V[d, datasize] = result;
```

Operational information

- If PSTATE.DIT is 1:
- The execution time of this instruction is independent of:
 - The values of the data supplied in any of its registers.
 - The values of the NZCV flags.
 - The response of this instruction to asynchronous exceptions does not vary based on:
 - The values of the data supplied in any of its registers.
 - The values of the NZCV flags.

USHLL, USHLL2

Unsigned shift left long (immediate)

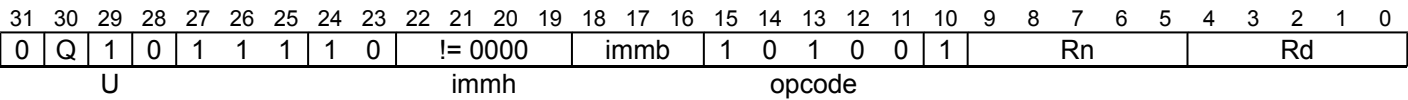
This instruction reads each vector element in the lower or upper half of the source SIMD&FP register, shifts the unsigned integer value left by the specified number of bits, places the result into a vector, and writes the vector to the destination SIMD&FP register. The destination vector elements are twice as long as the source vector elements.

The USHLL instruction extracts vector elements from the lower half of the source register. The USHLL2 instruction extracts vector elements from the upper half of the source register.

Depending on the settings in the CPACR_EL1, CPTR_EL2, and CPTR_EL3 registers, and the current Security state and Exception level, an attempt to execute the instruction might be trapped.

This instruction is used by the alias [UXTL, UXTL2](#).

Vector
(FEAT_AdvSIMD)



Encoding

```
USHLL{2} <Vd>.<Ta>, <Vn>.<Tb>, #<shift>
```

Decode for this encoding

```
if !IsFeatureImplemented(FEAT_AdvSIMD) then EndOfDecode(Decode_UNDEF);
if immh == '0000' then SEE(asimdim);
if immh<3> == '1' then EndOfDecode(Decode_UNDEF);

constant integer d = UInt(Rd);
constant integer n = UInt(Rn);
constant integer esize = 8 << HighestSetBitNZ(immh<2:0>);
constant integer datasize = 64;
constant integer part = UInt(Q);
constant integer elements = datasize DIV esize;

constant integer shift = UInt(immh:immb) - esize;
constant boolean unsigned = TRUE;
```

Assembler Symbols

2 Is the second and upper half specifier. If present it causes the operation to be performed on the upper 64 bits of the registers holding the narrower elements, and is encoded in “Q”:

Q		2
0		[absent]
1		[present]

<Vd> Is the name of the SIMD&FP destination register, encoded in the "Rd" field.

<Ta> Is an arrangement specifier, encoded in “immh”:

immh	<Ta>
0001	8H
001x	4S
01xx	2D
1xxx	RESERVED

<Vn> Is the name of the SIMD&FP source register, encoded in the "Rn" field.

<Tb> Is an arrangement specifier, encoded in “immh:Q”:

immh	Q	<Tb>
0001	0	8B
0001	1	16B
001x	0	4H
001x	1	8H
01xx	0	2S
01xx	1	4S
1xxx	x	RESERVED

<shift> Is the left shift amount, in the range 0 to the source element width in bits minus 1, encoded in “immh:immb”:

immh	<shift>
0001	UInt (immh:immb) - 8
001x	UInt (immh:immb) - 16
01xx	UInt (immh:immb) - 32
1xxx	RESERVED

Alias Conditions

Alias	Is preferred when
UXTL,UXTL2	immb == '000' && BitCount (immh) == 1

Operation

```
CheckFPAdvSIMDEnabled64();
constant bits(datasize) operand = Vpart[n, part, datasize];
bits(datasize*2) result;
integer element;

for e = 0 to elements-1
    element = Int(Elem[operand, e, esize], unsigned) << shift;
    Elem[result, e, 2*esize] = element<2*esize-1:0>;

V[d, datasize*2] = result;
```

Operational information

- If PSTATE.DIT is 1:
- The execution time of this instruction is independent of:
 - The values of the data supplied in any of its registers.
 - The values of the NZCV flags.
 - The response of this instruction to asynchronous exceptions does not vary based on:
 - The values of the data supplied in any of its registers.
 - The values of the NZCV flags.

USHR

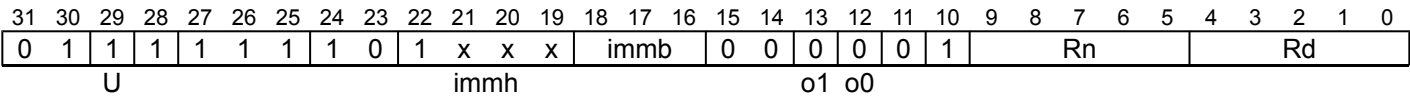
Unsigned shift right (immediate)

This instruction reads each vector element in the source SIMD&FP register, right shifts each result by an immediate value, writes the final result to a vector, and writes the vector to the destination SIMD&FP register. All the values in this instruction are unsigned integer values. The results are truncated. For rounded results, see [URSHR](#).

Depending on the settings in the CPACR_EL1, CPTR_EL2, and CPTR_EL3 registers, and the current Security state and Exception level, an attempt to execute the instruction might be trapped.

It has encodings from 2 classes: [Scalar](#) and [Vector](#)

Scalar (FEAT_AdvSIMD)



Encoding

USHR D<d>, D<n>, #<shift>

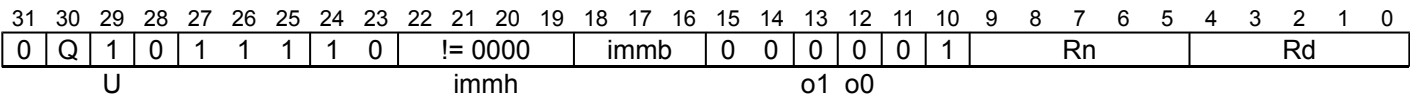
Decode for this encoding

```
if !IsFeatureImplemented(FEAT_AdvSIMD) then EndOfDecode(Decode_UNDEF);
if immh<3> != '1' then EndOfDecode(Decode_UNDEF);

constant integer d = UInt(Rd);
constant integer n = UInt(Rn);
constant integer esize = 8 << 3;
constant integer datasize = esize;
constant integer elements = 1;

constant integer shift = (esize * 2) - UInt(immh:immb);
constant boolean unsigned = TRUE;
constant boolean round = FALSE;
```

Vector (FEAT_AdvSIMD)



Encoding

```
USHR <Vd>.<T>, <Vn>.<T>, #<shift>
```

Decode for this encoding

```
if !IsFeatureImplemented(FEAT_AdvSIMD) then EndOfDecode(Decode_UNDEF);
if immh == '0000' then SEE(asimdimm);
if immh<3>:Q == '10' then EndOfDecode(Decode_UNDEF);

constant integer d = UInt(Rd);
constant integer n = UInt(Rn);
constant integer esize = 8 << HighestSetBitNZ(immh);
constant integer datasize = 64 << UInt(Q);
constant integer elements = datasize DIV esize;

constant integer shift = (esize * 2) - UInt(immh:immb);
constant boolean unsigned = TRUE;
constant boolean round = FALSE;
```

Assembler Symbols

- <d> Is the number of the SIMD&FP destination register, encoded in the "Rd" field.
- <n> Is the number of the SIMD&FP source register, encoded in the "Rn" field.
- <shift> For the "Scalar" variant: is the right shift amount, in the range 1 to 64, encoded as 128 - UInt("immh:immb").

For the "Vector" variant: is the right shift amount, in the range 1 to the element width in bits, encoded in "immh:immb":

immh	<shift>
0001	16 - UInt(immh:immb)
001x	32 - UInt(immh:immb)
01xx	64 - UInt(immh:immb)
1xxx	128 - UInt(immh:immb)

- <Vd> Is the name of the SIMD&FP destination register, encoded in the "Rd" field.
- <T> Is an arrangement specifier, encoded in "immh:Q":

immh	Q	<T>
0001	0	8B
0001	1	16B
001x	0	4H
001x	1	8H
01xx	0	2S
01xx	1	4S
1xxx	0	RESERVED
1xxx	1	2D

- <Vn> Is the name of the SIMD&FP source register, encoded in the "Rn" field.

Operation

```
CheckFPAdvSIMDEnabled64();
constant bits(datasize) operand = V[n, datasize];
constant bits(datasize) operand2 = Zeros(datasize);
bits(datasize) result;
integer element;

for e = 0 to elements-1
    element = RShr(Int(Elem[operand, e, esize], unsigned), shift, round);
    Elem[result, e, esize] = Elem[operand2, e, esize] + element<esize-1:0>;

V[d, datasize] = result;
```

Operational information

If PSTATE.DIT is 1:

- The execution time of this instruction is independent of:
 - The values of the data supplied in any of its registers.
 - The values of the NZCV flags.
- The response of this instruction to asynchronous exceptions does not vary based on:
 - The values of the data supplied in any of its registers.
 - The values of the NZCV flags.

Internal version only: aarchmrs v2025-03_rel, pseudocode v2025-03_rel ; Build timestamp: 2025-03-21T17:41

Copyright © 2010-2025 Arm Limited or its affiliates. All rights reserved. This document is Non-Confidential.

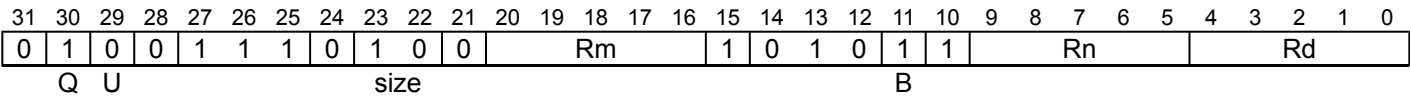
USMMLA (vector)

Unsigned and signed 8-bit integer matrix multiply-accumulate (vector)

This instruction multiplies the 2x8 matrix of unsigned 8-bit integer values in the first source vector by the 8x2 matrix of signed 8-bit integer values in the second source vector. The resulting 2x2 32-bit integer matrix product is destructively added to the 32-bit integer matrix accumulator in the destination vector. This is equivalent to performing an 8-way dot product per destination element.

From Armv8.2 to Armv8.5, this is an OPTIONAL instruction. From Armv8.6 it is mandatory for implementations that include Advanced SIMD to support it. ID_AA64ISAR1_EL1.I8MM indicates whether this instruction is supported.

Vector
(FEAT_I8MM)



Encoding

USMMLA <Vd>.4S, <Vn>.16B, <Vm>.16B

Decode for this encoding

```
if !IsFeatureImplemented(FEAT_I8MM) then EndOfDecode(Decode_UNDEF);
constant integer d = UInt(Rd);
constant integer n = UInt(Rn);
constant integer m = UInt(Rm);
constant boolean op1_unsigned = TRUE;
constant boolean op2_unsigned = FALSE;
```

Assembler Symbols

- <Vd> Is the name of the SIMD&FP third source and destination register, encoded in the "Rd" field.
- <Vn> Is the name of the first SIMD&FP source register, encoded in the "Rn" field.
- <Vm> Is the name of the second SIMD&FP source register, encoded in the "Rm" field.

Operation

```
CheckFPAdvSIMDEnabled64();
constant bits(128) operand1 = V[n, 128];
constant bits(128) operand2 = V[m, 128];
constant bits(128) addend = V[d, 128];

V[d, 128] = MatMulAdd(addend, operand1, operand2, op1_unsigned, op2_unsigned);
```

Operational information

Arm expects that the USMMLA (vector) instruction will deliver a peak integer multiply throughput that is at least as high as can be achieved using two USDOT (vector) instructions, with a goal that it should have significantly higher throughput.

If PSTATE.DIT is 1:

- The execution time of this instruction is independent of:
 - The values of the data supplied in any of its registers.
 - The values of the NZCV flags.
- The response of this instruction to asynchronous exceptions does not vary based on:
 - The values of the data supplied in any of its registers.
 - The values of the NZCV flags.

USQADD

Unsigned saturating accumulate of signed value

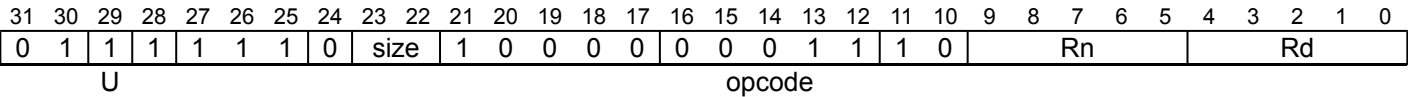
This instruction adds the signed integer values of the vector elements in the source SIMD&FP register to corresponding unsigned integer values of the vector elements in the destination SIMD&FP register, and accumulates the resulting unsigned integer values with the vector elements of the destination SIMD&FP register.

If overflow occurs with any of the results, those results are saturated. If saturation occurs, the cumulative saturation bit FPSR.QC is set.

Depending on the settings in the CPACR_EL1, CPTR_EL2, and CPTR_EL3 registers, and the current Security state and Exception level, an attempt to execute the instruction might be trapped.

It has encodings from 2 classes: [Scalar](#) and [Vector](#)

Scalar
(FEAT_AdvSIMD)



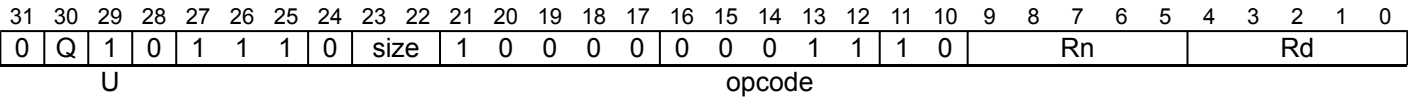
Encoding

USQADD <V><d>, <V><n>

Decode for this encoding

```
if !IsFeatureImplemented(FEAT_AdvSIMD) then EndOfDecode(Decode_UNDEF);
constant integer d = UInt(Rd);
constant integer n = UInt(Rn);
constant integer esize = 8 << UInt(size);
constant integer datasize = esize;
constant integer elements = 1;
constant boolean unsigned = TRUE;
```

Vector
(FEAT_AdvSIMD)



Encoding

USQADD <Vd>.<T>, <Vn>.<T>

Decode for this encoding

```
if !IsFeatureImplemented(FEAT_AdvSIMD) then EndOfDecode(Decode_UNDEF);
if size:Q == '110' then EndOfDecode(Decode_UNDEF);

constant integer d = UInt(Rd);
constant integer n = UInt(Rn);
constant integer esize = 8 << UInt(size);
constant integer datasize = 64 << UInt(Q);
constant integer elements = datasize DIV esize;
constant boolean unsigned = TRUE;
```

Assembler Symbols

<V> Is a width specifier, encoded in “size”:

size	<V>
00	B
01	H
10	S
11	D

<d> Is the number of the SIMD&FP destination register, encoded in the "Rd" field.

<n> Is the number of the SIMD&FP source register, encoded in the "Rn" field.

<Vd> Is the name of the SIMD&FP destination register, encoded in the "Rd" field.

<T> Is an arrangement specifier, encoded in “size:Q”:

size	Q	<T>
00	0	8B
00	1	16B
01	0	4H
01	1	8H
10	0	2S
10	1	4S
11	0	RESERVED
11	1	2D

<Vn> Is the name of the SIMD&FP source register, encoded in the "Rn" field.

Operation

```
CheckFPAdvSIMDEnabled64();
constant bits(datasize) operand = V[n, datasize];
bits(datasize) result;

constant bits(datasize) operand2 = V[d, datasize];
integer op1;
integer op2;
boolean sat;

for e = 0 to elements-1
    op1 = SInt(Elem[operand, e, esize]);
    op2 = UInt(Elem[operand2, e, esize]);
    (Elem[result, e, esize], sat) = SatQ(op1 + op2, esize, unsigned);
    if sat then FPSR.QC = '1';
V[d, datasize] = result;
```

USRA

Unsigned shift right and accumulate (immediate)

This instruction reads each vector element in the source SIMD&FP register, right shifts each result by an immediate value, and accumulates the final results with the vector elements of the destination SIMD&FP register. All the values in this instruction are unsigned integer values. The results are truncated. For rounded results, see [URSRA](#).

Depending on the settings in the CPACR_EL1, CPTR_EL2, and CPTR_EL3 registers, and the current Security state and Exception level, an attempt to execute the instruction might be trapped.

It has encodings from 2 classes: [Scalar](#) and [Vector](#)

Scalar
(FEAT_AdvSIMD)

31	30	29	28	27	26	25	24	23	22	21	20	19	18	17	16	15	14	13	12	11	10	9	8	7	6	5	4	3	2	1	0
0	1	1	1	1	1	1	1	0	1	x	x	x	immb			0	0	0	1	0	1	Rn						Rd			
U									immh				o1		o0																

Encoding

USRA D<d>, D<n>, #<shift>

Decode for this encoding

```
if !IsFeatureImplemented(FEAT_AdvSIMD) then EndOfDecode(Decode_UNDEF);
if immh<3> != '1' then EndOfDecode(Decode_UNDEF);

constant integer d = UInt(Rd);
constant integer n = UInt(Rn);
constant integer esize = 8 << 3;
constant integer datasize = esize;
constant integer elements = 1;

constant integer shift = (esize * 2) - UInt(immh:immb);
constant boolean unsigned = TRUE;
constant boolean round = FALSE;
```

Vector
(FEAT_AdvSIMD)

31	30	29	28	27	26	25	24	23	22	21	20	19	18	17	16	15	14	13	12	11	10	9	8	7	6	5	4	3	2	1	0
0	Q	1	0	1	1	1	1	0	!= 0000				immb			0	0	0	1	0	1	Rn						Rd			
U									immh				o1		o0																

Encoding

```
USRA <Vd>.<T>, <Vn>.<T>, #<shift>
```

Decode for this encoding

```
if !IsFeatureImplemented(FEAT_AdvSIMD) then EndOfDecode(Decode_UNDEF);
if immh == '0000' then SEE(asimdimm);
if immh<3>:Q == '10' then EndOfDecode(Decode_UNDEF);

constant integer d = UInt(Rd);
constant integer n = UInt(Rn);
constant integer esize = 8 << HighestSetBitNZ(immh);
constant integer datasize = 64 << UInt(Q);
constant integer elements = datasize DIV esize;

constant integer shift = (esize * 2) - UInt(immh:immb);
constant boolean unsigned = TRUE;
constant boolean round = FALSE;
```

Assembler Symbols

- <d> Is the number of the SIMD&FP destination register, encoded in the "Rd" field.
- <n> Is the number of the first SIMD&FP source register, encoded in the "Rn" field.
- <shift> For the "Scalar" variant: is the right shift amount, in the range 1 to 64, encoded as 128 - UInt("immh:immb").

For the "Vector" variant: is the right shift amount, in the range 1 to the element width in bits, encoded in "immh:immb":

immh	<shift>
0001	16 - UInt(immh:immb)
001x	32 - UInt(immh:immb)
01xx	64 - UInt(immh:immb)
1xxx	128 - UInt(immh:immb)

- <Vd> Is the name of the SIMD&FP destination register, encoded in the "Rd" field.
- <T> Is an arrangement specifier, encoded in "immh:Q":

immh	Q	<T>
0001	0	8B
0001	1	16B
001x	0	4H
001x	1	8H
01xx	0	2S
01xx	1	4S
1xxx	0	RESERVED
1xxx	1	2D

- <Vn> Is the name of the SIMD&FP source register, encoded in the "Rn" field.

Operation

```
CheckFPAdvSIMDEnabled64();
constant bits(datasize) operand = V[n, datasize];
constant bits(datasize) operand2 = V[d, datasize];
bits(datasize) result;
integer element;

for e = 0 to elements-1
    element = RShr(Int(Elem[operand, e, esize], unsigned), shift, round);
    Elem[result, e, esize] = Elem[operand2, e, esize] + element<esize-1:0>;

V[d, datasize] = result;
```

Operational information

If PSTATE.DIT is 1:

- The execution time of this instruction is independent of:
 - The values of the data supplied in any of its registers.
 - The values of the NZCV flags.
- The response of this instruction to asynchronous exceptions does not vary based on:
 - The values of the data supplied in any of its registers.
 - The values of the NZCV flags.

Internal version only: aarchmrs v2025-03_rel, pseudocode v2025-03_rel ; Build timestamp: 2025-03-21T17:41

Copyright © 2010-2025 Arm Limited or its affiliates. All rights reserved. This document is Non-Confidential.

USUBL, USUBL2

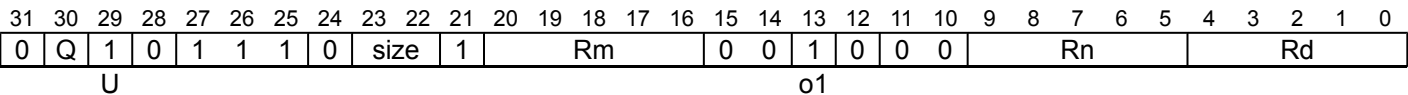
Unsigned subtract long

This instruction subtracts each vector element in the lower or upper half of the second source SIMD&FP register from the corresponding vector element of the first source SIMD&FP register, places the result into a vector, and writes the vector to the destination SIMD&FP register. All the values in this instruction are unsigned integer values. The destination vector elements are twice as long as the source vector elements.

The USUBL instruction extracts each source vector from the lower half of each source register. The USUBL2 instruction extracts each source vector from the upper half of each source register.

Depending on the settings in the CPACR_EL1, CPTR_EL2, and CPTR_EL3 registers, and the current Security state and Exception level, an attempt to execute the instruction might be trapped.

Three registers, not all the same type
(FEAT_AdvSIMD)



Encoding

```
USUBL{2} <Vd>.<Ta>, <Vn>.<Tb>, <Vm>.<Tb>
```

Decode for this encoding

```
if !IsFeatureImplemented(FEAT_AdvSIMD) then EndOfDecode(Decode_UNDEF);
if size == '11' then EndOfDecode(Decode_UNDEF);
constant integer d = UInt(Rd);
constant integer n = UInt(Rn);
constant integer m = UInt(Rm);

constant integer esize = 8 << UInt(size);
constant integer datasize = 64;
constant integer part = UInt(Q);
constant integer elements = datasize DIV esize;
```

Assembler Symbols

2 Is the second and upper half specifier. If present it causes the operation to be performed on the upper 64 bits of the registers holding the narrower elements, and is encoded in “Q”:

Q	2
0	[absent]
1	[present]

<Vd> Is the name of the SIMD&FP destination register, encoded in the "Rd" field.

<Ta> Is an arrangement specifier, encoded in “size”:

size	<Ta>
00	8H
01	4S
10	2D
11	RESERVED

<Vn> Is the name of the first SIMD&FP source register, encoded in the "Rn" field.

<Tb> Is an arrangement specifier, encoded in “size:Q”:

size	Q	<Tb>
00	0	8B
00	1	16B
01	0	4H
01	1	8H
10	0	2S
10	1	4S
11	x	RESERVED

<Vm> Is the name of the second SIMD&FP source register, encoded in the "Rm" field.

Operation

```

CheckFPAdvSIMDEnabled64();
constant bits(datasize) operand1 = Vpart[n, part, datasize];
constant bits(datasize) operand2 = Vpart[m, part, datasize];
bits(2*datasize) result;
integer element1;
integer element2;
integer sum;

for e = 0 to elements-1
    element1 = UInt(Elem[operand1, e, esize]);
    element2 = UInt(Elem[operand2, e, esize]);
    sum = element1 - element2;
    Elem[result, e, 2*esize] = sum<2*esize-1:0>;

V[d, 2*datasize] = result;

```

Operational information

If PSTATE.DIT is 1:

- The execution time of this instruction is independent of:
 - The values of the data supplied in any of its registers.
 - The values of the NZCV flags.
- The response of this instruction to asynchronous exceptions does not vary based on:
 - The values of the data supplied in any of its registers.
 - The values of the NZCV flags.

Internal version only: aarchmrs v2025-03_rel, pseudocode v2025-03_rel ; Build timestamp: 2025-03-21T17:41

Copyright © 2010-2025 Arm Limited or its affiliates. All rights reserved. This document is Non-Confidential.

USUBW, USUBW2

Unsigned subtract wide

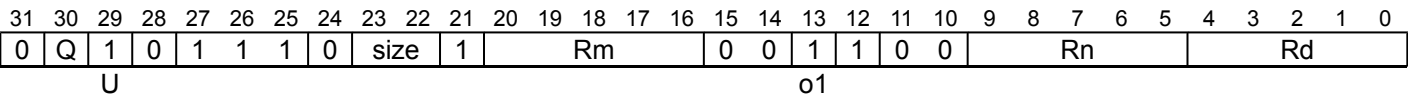
This instruction subtracts each vector element in the lower or upper half of the second source SIMD&FP register from the corresponding vector element in the first source SIMD&FP register, places the result in a vector, and writes the vector to the SIMD&FP destination register. All the values in this instruction are unsigned integer values.

The vector elements of the destination register and the first source register are twice as long as the vector elements of the second source register.

The USUBW instruction extracts vector elements from the lower half of the second source register. The USUBW2 instruction extracts vector elements from the upper half of the second source register.

Depending on the settings in the CPACR_EL1, CPTR_EL2, and CPTR_EL3 registers, and the current Security state and Exception level, an attempt to execute the instruction might be trapped.

Three registers, not all the same type
(FEAT_AdvSIMD)



Encoding

```
USUBW{2} <Vd>.<Ta>, <Vn>.<Ta>, <Vm>.<Tb>
```

Decode for this encoding

```
if !IsFeatureImplemented(FEAT_AdvSIMD) then EndOfDecode(Decode_UNDEF);
if size == '11' then EndOfDecode(Decode_UNDEF);
constant integer d = UInt(Rd);
constant integer n = UInt(Rn);
constant integer m = UInt(Rm);

constant integer esize = 8 << UInt(size);
constant integer datasize = 64;
constant integer part = UInt(Q);
constant integer elements = datasize DIV esize;
```

Assembler Symbols

2 Is the second and upper half specifier. If present it causes the operation to be performed on the upper 64 bits of the registers holding the narrower elements, and is encoded in “Q”:

Q	2
0	[absent]
1	[present]

<Vd> Is the name of the SIMD&FP destination register, encoded in the "Rd" field.

<Ta> Is an arrangement specifier, encoded in “size”:

size	<Ta>
00	8H
01	4S
10	2D
11	RESERVED

<Vn> Is the name of the first SIMD&FP source register, encoded in the "Rn" field.

<Vm> Is the name of the second SIMD&FP source register, encoded in the "Rm" field.

<Tb> Is an arrangement specifier, encoded in “size:Q”:

size	Q	<Tb>
00	0	8B
00	1	16B
01	0	4H
01	1	8H
10	0	2S
10	1	4S
11	x	RESERVED

Operation

```

CheckFPAdvSIMDEnabled64();
constant bits(2*datasize) operand1 = V[n, 2*datasize];
constant bits(datasize) operand2 = Vpart[m, part, datasize];
bits(2*datasize) result;
integer element1;
integer element2;
integer sum;

for e = 0 to elements-1
    element1 = UInt(Elem[operand1, e, 2*esize]);
    element2 = UInt(Elem[operand2, e, esize]);
    sum = element1 - element2;
    Elem[result, e, 2*esize] = sum<2*esize-1:0>;

V[d, 2*datasize] = result;

```

Operational information

If PSTATE.DIT is 1:

- The execution time of this instruction is independent of:
 - The values of the data supplied in any of its registers.
 - The values of the NZCV flags.
- The response of this instruction to asynchronous exceptions does not vary based on:
 - The values of the data supplied in any of its registers.
 - The values of the NZCV flags.

Internal version only: aarchmrs v2025-03_rel, pseudocode v2025-03_rel ; Build timestamp: 2025-03-21T17:41

Copyright © 2010-2025 Arm Limited or its affiliates. All rights reserved. This document is Non-Confidential.

UXTL, UXTL2

Unsigned extend long

This instruction copies each vector element from the lower or upper half of the source SIMD&FP register into a vector, and writes the vector to the destination SIMD&FP register. The destination vector elements are twice as long as the source vector elements. The UXTL instruction extracts vector elements from the lower half of the source register. The UXTL2 instruction extracts vector elements from the upper half of the source register. Depending on the settings in the CPACR_EL1, CPTR_EL2, and CPTR_EL3 registers, and the current Security state and Exception level, an attempt to execute the instruction might be trapped.

This is an alias of [USHLL, USHLL2](#). This means:

- The encodings in this description are named to match the encodings of [USHLL, USHLL2](#).
- The description of [USHLL, USHLL2](#) gives the operational pseudocode, any CONSTRAINED UNPREDICTABLE behavior, and any operational information for this instruction.

Vector
(FEAT_AdvSIMD)

31	30	29	28	27	26	25	24	23	22	21	20	19	18	17	16	15	14	13	12	11	10	9	8	7	6	5	4	3	2	1	0
0	Q	1	0	1	1	1	1	0	!= 0000				0	0	0	1	0	1	0	0	1	Rn				Rd					
U				immh				immb				opcode																			

Encoding

UXTL{2} <Vd>.<Ta>, <Vn>.<Tb>

is equivalent to

USHLL{2} <Vd>.<Ta>, <Vn>.<Tb>, #0

and is the preferred disassembly when BitCount(immh) == 1.

Assembler Symbols

2 Is the second and upper half specifier. If present it causes the operation to be performed on the upper 64 bits of the registers holding the narrower elements, and is encoded in “Q”:

Q 2	
0	[absent]
1	[present]

<Vd> Is the name of the SIMD&FP destination register, encoded in the "Rd" field.

<Ta> Is an arrangement specifier, encoded in “immh”:

immh	<Ta>
0001	8H
001x	4S
01xx	2D
1xxx	RESERVED

<Vn> Is the name of the SIMD&FP source register, encoded in the "Rn" field.

<Tb> Is an arrangement specifier, encoded in “immh:Q”:

immh	Q	<Tb>
0001	0	8B
0001	1	16B
001x	0	4H
001x	1	8H
01xx	0	2S
01xx	1	4S
1xxx	x	RESERVED

Operation

The description of [USHLL](#), [USHLL2](#) gives the operational pseudocode for this instruction.

Operational information

If PSTATE.DIT is 1:

- The execution time of this instruction is independent of:
 - The values of the data supplied in any of its registers.
 - The values of the NZCV flags.
- The response of this instruction to asynchronous exceptions does not vary based on:
 - The values of the data supplied in any of its registers.
 - The values of the NZCV flags.

Internal version only: aarchmrs v2025-03_rel, pseudocode v2025-03_rel ; Build timestamp: 2025-03-21T17:41

Copyright © 2010-2025 Arm Limited or its affiliates. All rights reserved. This document is Non-Confidential.

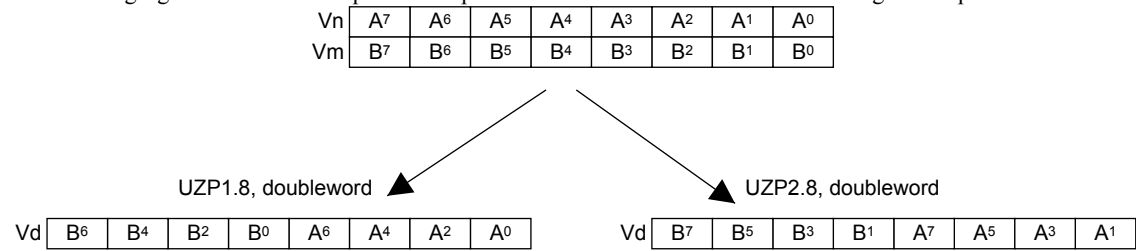
UZP1

Unzip vectors (primary)

This instruction reads corresponding even-numbered vector elements from the two source SIMD&FP registers, starting at zero, places the result from the first source register into consecutive elements in the lower half of a vector, and the result from the second source register into consecutive elements in the upper half of a vector, and writes the vector to the destination SIMD&FP register.

Note

This instruction can be used with UZP2 to de-interleave two vectors.
The following figure shows an example of the operation of UZP1 and UZP2 with the arrangement specifier 8B.



Depending on the settings in the CPACR_EL1, CPTR_EL2, and CPTR_EL3 registers, and the current Security state and Exception level, an attempt to execute the instruction might be trapped.

Advanced SIMD
(FEAT_AdvSIMD)

31	30	29	28	27	26	25	24	23	22	21	20	19	18	17	16	15	14	13	12	11	10	9	8	7	6	5	4	3	2	1	0
0	Q	0	0	1	1	1	0	size	0	Rm				0	0	0	1	1	0	Rn				Rd							
op																															

Encoding

UZP1 <Vd>.<T>, <Vn>.<T>, <Vm>.<T>

Decode for this encoding

```
if !IsFeatureImplemented(FEAT_AdvSIMD) then EndOfDecode(Decode_UNDEF);
if size:Q == '110' then EndOfDecode(Decode_UNDEF);

constant integer d = UInt(Rd);
constant integer n = UInt(Rn);
constant integer m = UInt(Rm);
constant integer esize = 8 << UInt(size);
constant integer datasize = 64 << UInt(Q);
constant integer elements = datasize DIV esize;
constant integer part = UInt(op);
```

Assembler Symbols

- <Vd> Is the name of the SIMD&FP destination register, encoded in the "Rd" field.
- <T> Is an arrangement specifier, encoded in "size:Q":

size	Q	<T>
00	0	8B
00	1	16B
01	0	4H
01	1	8H
10	0	2S
10	1	4S
11	0	RESERVED
11	1	2D

<Vn> Is the name of the first SIMD&FP source register, encoded in the "Rn" field.

<Vm> Is the name of the second SIMD&FP source register, encoded in the "Rm" field.

Operation

```

CheckFPAdvSIMDEnabled64();
constant bits(datasize) operandl = V[n, datasize];
constant bits(datasize) operandh = V[m, datasize];
bits(datasize) result;

constant bits(datasize*2) zipped = operandh:operandl;
for e = 0 to elements-1
    Elem[result, e, esize] = Elem[zipped, 2*e+part, esize];

V[d, datasize] = result;

```

Operational information

If PSTATE.DIT is 1:

- The execution time of this instruction is independent of:
 - The values of the data supplied in any of its registers.
 - The values of the NZCV flags.
- The response of this instruction to asynchronous exceptions does not vary based on:
 - The values of the data supplied in any of its registers.
 - The values of the NZCV flags.

Internal version only: aarchmrs v2025-03_rel, pseudocode v2025-03_rel ; Build timestamp: 2025-03-21T17:41

Copyright © 2010-2025 Arm Limited or its affiliates. All rights reserved. This document is Non-Confidential.

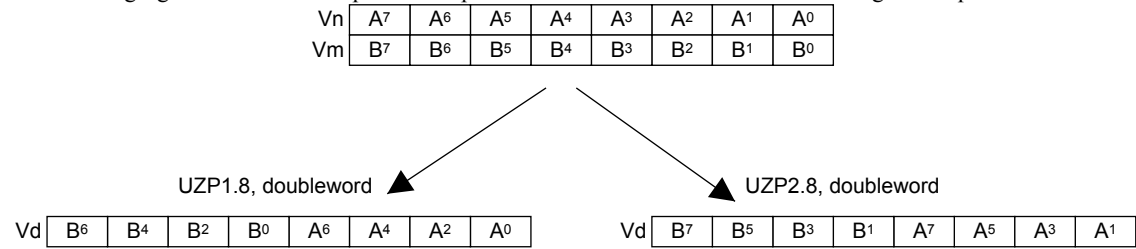
UZP2

Unzip vectors (secondary)

This instruction reads corresponding odd-numbered vector elements from the two source SIMD&FP registers, places the result from the first source register into consecutive elements in the lower half of a vector, and the result from the second source register into consecutive elements in the upper half of a vector, and writes the vector to the destination SIMD&FP register.

Note

This instruction can be used with UZP1 to de-interleave two vectors.
The following figure shows an example of the operation of UZP1 and UZP2 with the arrangement specifier 8B.



Depending on the settings in the CPACR_EL1, CPTR_EL2, and CPTR_EL3 registers, and the current Security state and Exception level, an attempt to execute the instruction might be trapped.

Advanced SIMD
(FEAT_AdvSIMD)

31	30	29	28	27	26	25	24	23	22	21	20	19	18	17	16	15	14	13	12	11	10	9	8	7	6	5	4	3	2	1	0
0	Q	0	0	1	1	1	0	size	0	Rm				0	1	0	1	1	0	Rn				Rd							
op																															

Encoding

UZP2 <Vd>.<T>, <Vn>.<T>, <Vm>.<T>

Decode for this encoding

```
if !IsFeatureImplemented(FEAT_AdvSIMD) then EndOfDecode(Decode_UNDEF);
if size:Q == '110' then EndOfDecode(Decode_UNDEF);

constant integer d = UInt(Rd);
constant integer n = UInt(Rn);
constant integer m = UInt(Rm);
constant integer esize = 8 << UInt(size);
constant integer datasize = 64 << UInt(Q);
constant integer elements = datasize DIV esize;
constant integer part = UInt(op);
```

Assembler Symbols

<Vd> Is the name of the SIMD&FP destination register, encoded in the "Rd" field.

<T> Is an arrangement specifier, encoded in “size:Q”:

size	Q	<T>
00	0	8B
00	1	16B
01	0	4H
01	1	8H
10	0	2S
10	1	4S
11	0	RESERVED
11	1	2D

<Vn> Is the name of the first SIMD&FP source register, encoded in the "Rn" field.

<Vm> Is the name of the second SIMD&FP source register, encoded in the "Rm" field.

Operation

```

CheckFPAdvSIMDEnabled64();
constant bits(datasize) operandl = V[n, datasize];
constant bits(datasize) operandh = V[m, datasize];
bits(datasize) result;

constant bits(datasize*2) zipped = operandh:operandl;
for e = 0 to elements-1
    Elem[result, e, esize] = Elem[zipped, 2*e+part, esize];

V[d, datasize] = result;

```

Operational information

If PSTATE.DIT is 1:

- The execution time of this instruction is independent of:
 - The values of the data supplied in any of its registers.
 - The values of the NZCV flags.
- The response of this instruction to asynchronous exceptions does not vary based on:
 - The values of the data supplied in any of its registers.
 - The values of the NZCV flags.

Internal version only: aarchmrs v2025-03_rel, pseudocode v2025-03_rel ; Build timestamp: 2025-03-21T17:41

Copyright © 2010-2025 Arm Limited or its affiliates. All rights reserved. This document is Non-Confidential.

XAR

Exclusive-OR and rotate

This instruction performs a bitwise exclusive-OR of the 128-bit vectors in the two source SIMD&FP registers, rotates each 64-bit element of the resulting 128-bit vector right by the value specified by a 6-bit immediate value, and writes the result to the destination SIMD&FP register.

Advanced SIMD (FEAT_SHA3)

31	30	29	28	27	26	25	24	23	22	21	20	19	18	17	16	15	14	13	12	11	10	9	8	7	6	5	4	3	2	1	0
1	1	0	0	1	1	1	0	1	0	0	Rm				imm6				Rn				Rd								

Encoding

XAR <Vd>.2D, <Vn>.2D, <Vm>.2D, #<imm6>

Decode for this encoding

```
if !IsFeatureImplemented(FEAT_SHA3) then EndOfDecode(Decode_UNDEF);
constant integer d = UInt(Rd);
constant integer n = UInt(Rn);
constant integer m = UInt(Rm);
```

Assembler Symbols

- <Vd> Is the name of the SIMD&FP destination register, encoded in the "Rd" field.
- <Vn> Is the name of the first SIMD&FP source register, encoded in the "Rn" field.
- <Vm> Is the name of the second SIMD&FP source register, encoded in the "Rm" field.
- <imm6> Is a rotation right, encoded in "imm6".

Operation

```
AArch64.CheckFPAdvSIMDEnabled();
constant bits(128) Vm = V[m, 128];
constant bits(128) Vn = V[n, 128];
constant bits(128) tmp = Vn EOR Vm;
V[d, 128] = ROR(tmp<127:64>, UInt(imm6)):ROR(tmp<63:0>, UInt(imm6));
```

Operational information

- If PSTATE.DIT is 1:
- The execution time of this instruction is independent of:
 - The values of the data supplied in any of its registers.
 - The values of the NZCV flags.
 - The response of this instruction to asynchronous exceptions does not vary based on:
 - The values of the data supplied in any of its registers.
 - The values of the NZCV flags.

XTN, XTN2

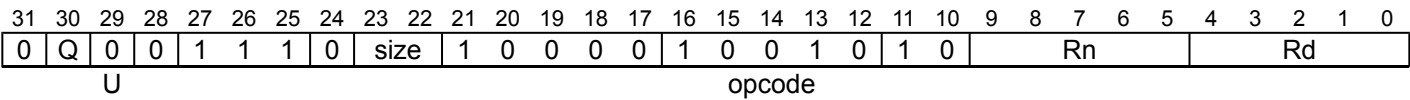
Extract narrow

This instruction reads each vector element from the source SIMD&FP register, narrows each value to half the original width, places the result into a vector, and writes the vector to the lower or upper half of the destination SIMD&FP register. The destination vector elements are half as long as the source vector elements.

The XTN instruction writes the vector to the lower half of the destination register and clears the upper half. The XTN2 instruction writes the vector to the upper half of the destination register without affecting the other bits of the register.

Depending on the settings in the CPACR_EL1, CPTR_EL2, and CPTR_EL3 registers, and the current Security state and Exception level, an attempt to execute the instruction might be trapped.

Vector
(FEAT_AdvSIMD)



Encoding

XTN{2} <Vd>.<Tb>, <Vn>.<Ta>

Decode for this encoding

```
if !IsFeatureImplemented(FEAT_AdvSIMD) then EndOfDecode(Decode_UNDEF);
if size == '11' then EndOfDecode(Decode_UNDEF);
constant integer d = UInt(Rd);
constant integer n = UInt(Rn);

constant integer esize = 8 << UInt(size);
constant integer datasize = 64;
constant integer part = UInt(Q);
constant integer elements = datasize DIV esize;
```

Assembler Symbols

2 Is the second and upper half specifier. If present it causes the operation to be performed on the upper 64 bits of the registers holding the narrower elements, and is encoded in “Q”:

Q	2
0	[absent]
1	[present]

<Vd> Is the name of the SIMD&FP destination register, encoded in the "Rd" field.

<Tb> Is an arrangement specifier, encoded in “size:Q”:

size	Q	<Tb>
00	0	8B
00	1	16B
01	0	4H
01	1	8H
10	0	2S
10	1	4S
11	x	RESERVED

<Vn> Is the name of the SIMD&FP source register, encoded in the "Rn" field.

<Ta> Is an arrangement specifier, encoded in “size”:

size	<Ta>
00	8H
01	4S
10	2D
11	RESERVED

Operation

```

CheckFPAdvSIMDEnabled64();
constant bits(2*datasize) operand = V[n, 2*datasize];
bits(datasize) result;
bits(2*esize) element;

for e = 0 to elements-1
    element = Elem[operand, e, 2*esize];
    Elem[result, e, esize] = element<esize-1:0>;
Vpart[d, part, datasize] = result;

```

Operational information

If PSTATE.DIT is 1:

- The execution time of this instruction is independent of:
 - The values of the data supplied in any of its registers.
 - The values of the NZCV flags.
- The response of this instruction to asynchronous exceptions does not vary based on:
 - The values of the data supplied in any of its registers.
 - The values of the NZCV flags.

Internal version only: aarchmrs v2025-03_rel, pseudocode v2025-03_rel ; Build timestamp: 2025-03-21T17:41

Copyright © 2010-2025 Arm Limited or its affiliates. All rights reserved. This document is Non-Confidential.

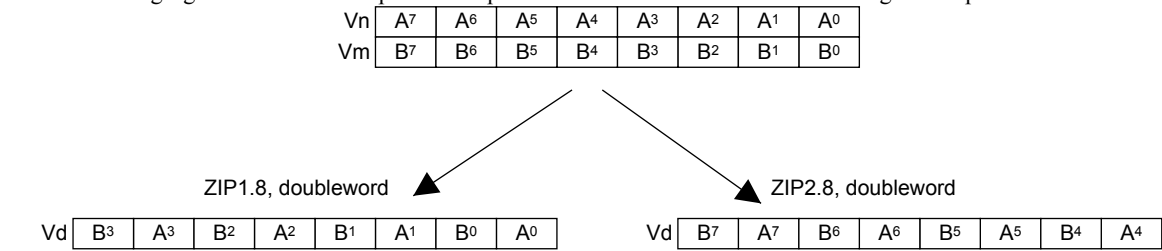
ZIP1

Zip vectors (primary)

This instruction reads adjacent vector elements from the lower half of two source SIMD&FP registers as pairs, interleaves the pairs and places them into a vector, and writes the vector to the destination SIMD&FP register. The first pair from the first source register is placed into the two lowest vector elements, with subsequent pairs taken alternately from each source register.

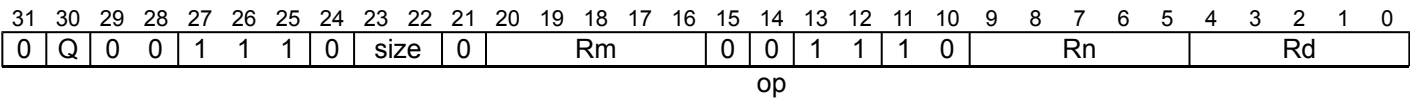
Note

This instruction can be used with ZIP2 to interleave two vectors.
The following figure shows an example of the operation of ZIP1 and ZIP2 with the arrangement specifier 8B.



Depending on the settings in the CPACR_EL1, CPTR_EL2, and CPTR_EL3 registers, and the current Security state and Exception level, an attempt to execute the instruction might be trapped.

Advanced SIMD
(FEAT_AdvSIMD)



Encoding

ZIP1 <Vd>.<T>, <Vn>.<T>, <Vm>.<T>

Decode for this encoding

```
if !IsFeatureImplemented(FEAT_AdvSIMD) then EndOfDecode(Decode_UNDEF);
if size:Q == '110' then EndOfDecode(Decode_UNDEF);

constant integer d = UInt(Rd);
constant integer n = UInt(Rn);
constant integer m = UInt(Rm);
constant integer esize = 8 << UInt(size);
constant integer datasize = 64 << UInt(Q);
constant integer elements = datasize DIV esize;
constant integer part = UInt(op);
constant integer pairs = elements DIV 2;
```

Assembler Symbols

- <Vd> Is the name of the SIMD&FP destination register, encoded in the "Rd" field.
- <T> Is an arrangement specifier, encoded in "size:Q":

size	Q	<T>
00	0	8B
00	1	16B
01	0	4H
01	1	8H
10	0	2S
10	1	4S
11	0	RESERVED
11	1	2D

<Vn> Is the name of the first SIMD&FP source register, encoded in the "Rn" field.

<Vm> Is the name of the second SIMD&FP source register, encoded in the "Rm" field.

Operation

```

CheckFPAdvSIMDEnabled64();
constant bits(datasize) operand1 = V[n, datasize];
constant bits(datasize) operand2 = V[m, datasize];
bits(datasize) result;

constant integer base = part * pairs;

for p = 0 to pairs-1
    Elem[result, 2*p+0, esize] = Elem[operand1, base+p, esize];
    Elem[result, 2*p+1, esize] = Elem[operand2, base+p, esize];

V[d, datasize] = result;

```

Operational information

If PSTATE.DIT is 1:

- The execution time of this instruction is independent of:
 - The values of the data supplied in any of its registers.
 - The values of the NZCV flags.
- The response of this instruction to asynchronous exceptions does not vary based on:
 - The values of the data supplied in any of its registers.
 - The values of the NZCV flags.

Internal version only: aarchmrs v2025-03_rel, pseudocode v2025-03_rel ; Build timestamp: 2025-03-21T17:41

Copyright © 2010-2025 Arm Limited or its affiliates. All rights reserved. This document is Non-Confidential.

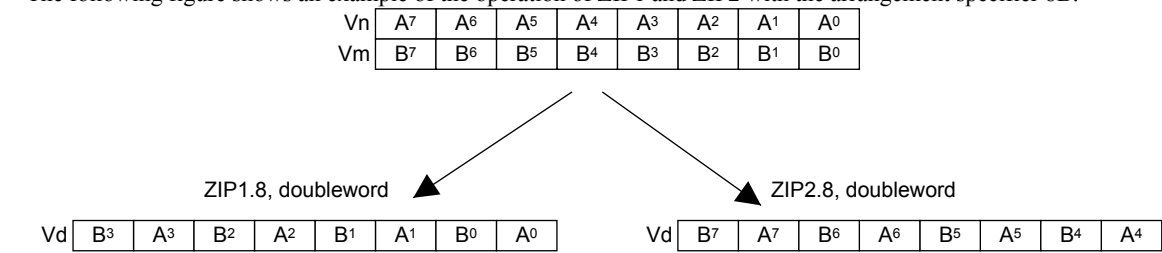
ZIP2

Zip vectors (secondary)

This instruction reads adjacent vector elements from the upper half of two source SIMD&FP registers as pairs, interleaves the pairs and places them into a vector, and writes the vector to the destination SIMD&FP register. The first pair from the first source register is placed into the two lowest vector elements, with subsequent pairs taken alternately from each source register.

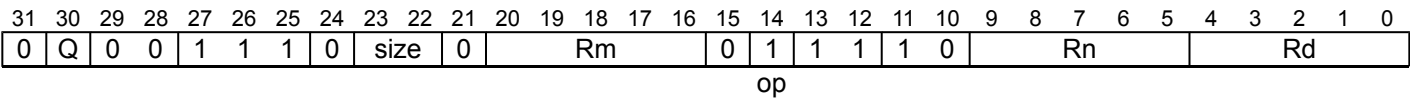
Note

This instruction can be used with ZIP1 to interleave two vectors.
The following figure shows an example of the operation of ZIP1 and ZIP2 with the arrangement specifier 8B.



Depending on the settings in the CPACR_EL1, CPTR_EL2, and CPTR_EL3 registers, and the current Security state and Exception level, an attempt to execute the instruction might be trapped.

Advanced SIMD
(FEAT_AdvSIMD)



Encoding

ZIP2 <Vd>.<T>, <Vn>.<T>, <Vm>.<T>

Decode for this encoding

```
if !IsFeatureImplemented(FEAT_AdvSIMD) then EndOfDecode(Decode_UNDEF);
if size:Q == '110' then EndOfDecode(Decode_UNDEF);

constant integer d = UInt(Rd);
constant integer n = UInt(Rn);
constant integer m = UInt(Rm);
constant integer esize = 8 << UInt(size);
constant integer datasize = 64 << UInt(Q);
constant integer elements = datasize DIV esize;
constant integer part = UInt(op);
constant integer pairs = elements DIV 2;
```

Assembler Symbols

- <Vd> Is the name of the SIMD&FP destination register, encoded in the "Rd" field.
- <T> Is an arrangement specifier, encoded in "size:Q":

size	Q	<T>
00	0	8B
00	1	16B
01	0	4H
01	1	8H
10	0	2S
10	1	4S
11	0	RESERVED
11	1	2D

<Vn> Is the name of the first SIMD&FP source register, encoded in the "Rn" field.

<Vm> Is the name of the second SIMD&FP source register, encoded in the "Rm" field.

Operation

```

CheckFPAdvSIMDEnabled64();
constant bits(datasize) operand1 = V[n, datasize];
constant bits(datasize) operand2 = V[m, datasize];
bits(datasize) result;

constant integer base = part * pairs;

for p = 0 to pairs-1
    Elem[result, 2*p+0, esize] = Elem[operand1, base+p, esize];
    Elem[result, 2*p+1, esize] = Elem[operand2, base+p, esize];

V[d, datasize] = result;

```

Operational information

If PSTATE.DIT is 1:

- The execution time of this instruction is independent of:
 - The values of the data supplied in any of its registers.
 - The values of the NZCV flags.
- The response of this instruction to asynchronous exceptions does not vary based on:
 - The values of the data supplied in any of its registers.
 - The values of the NZCV flags.

Internal version only: aarchmrs v2025-03_rel, pseudocode v2025-03_rel ; Build timestamp: 2025-03-21T17:41

Copyright © 2010-2025 Arm Limited or its affiliates. All rights reserved. This document is Non-Confidential.

A64 -- SVE Instructions (alphabetic order)

[ABS](#): Absolute value (predicated).

[ADCLB](#): Add with carry long (bottom).

[ADCLT](#): Add with carry long (top).

[ADD \(immediate\)](#): Add immediate (unpredicated).

[ADD \(vectors, predicated\)](#): Add vectors (predicated).

[ADD \(vectors, unpredicated\)](#): Add vectors (unpredicated).

[ADDHNB](#): Add narrow high part (bottom).

[ADDHNT](#): Add narrow high part (top).

[ADDP](#): Add pairwise.

[ADDPL](#): Add multiple of predicate register size to scalar register.

[ADDPT \(predicated\)](#): Add checked pointer vectors (predicated).

[ADDPT \(unpredicated\)](#): Add checked pointer vectors (unpredicated).

[ADDQV](#): Add reduction of quadword vector segments.

[ADDVL](#): Add multiple of vector register size to scalar register.

[ADR](#): Compute vector address.

[AESD \(indexed\)](#): Multi-vector AES single round decryption.

[AESD \(vectors\)](#): AES single round decryption.

[AESDIMC](#): Multi-vector AES single round decryption and inverse mix columns.

[AESE \(indexed\)](#): Multi-vector AES single round encryption.

[AESE \(vectors\)](#): AES single round encryption.

[AESEMC](#): Multi-vector AES single round encryption and mix columns.

[AESIMC](#): AES inverse mix columns.

[AESMC](#): AES mix columns.

[AND \(immediate\)](#): Bitwise AND with immediate (unpredicated).

[AND \(predicates\)](#): Bitwise AND predicates.

[AND \(vectors, predicated\)](#): Bitwise AND vectors (predicated).

[AND \(vectors, unpredicated\)](#): Bitwise AND vectors (unpredicated).

[ANDQV](#): Bitwise AND reduction of quadword vector segments.

[ANDS](#): Bitwise AND predicates, setting the condition flags.

[ANDV](#): Bitwise AND reduction to scalar.

[ASR \(immediate, predicated\)](#): Arithmetic shift right by immediate (predicated).

[ASR \(immediate, unpredicated\)](#): Arithmetic shift right by immediate (unpredicated).

[ASR \(vectors\)](#): Arithmetic shift right by vector (predicated).

[ASR \(wide elements, predicated\)](#): Arithmetic shift right by 64-bit wide elements (predicated).

[ASR \(wide elements, unpredicated\)](#): Arithmetic shift right by 64-bit wide elements (unpredicated).

[ASRD](#): Arithmetic shift right for divide by immediate (predicated).

[ASRR](#): Reversed arithmetic shift right by vector (predicated).

[BCAX](#): Bitwise clear and exclusive-OR.

[BDEP](#): Scatter lower bits into positions selected by bitmask.

[BEXT](#): Gather lower bits from positions selected by bitmask.

[BF1CVT, BF2CVT](#): 8-bit floating-point convert to BFloat16.

[BF1CVTLT, BF2CVTLT](#): 8-bit floating-point convert to BFloat16 (top).

[BFADD \(predicated\)](#): BFloat16 add vectors (predicated).

[BFADD \(unpredicated\)](#): BFloat16 add vectors (unpredicated).

[BFCLAMP](#): BFloat16 clamp to minimum/maximum number.

[BFCVT](#): Single-precision down convert to BFloat16 format (predicated).

[BFCVTN](#): BFloat16 convert, narrow and interleave to 8-bit floating-point.

[BFCVTNT](#): Single-precision down convert and narrow to BFloat16 (top, predicated).

[BFDOT \(indexed\)](#): BFloat16 indexed dot product to single-precision.

[BFDOT \(vectors\)](#): BFloat16 dot product to single-precision.

[BFMAX](#): BFloat16 maximum (predicated).

[BFMAXNM](#): BFloat16 maximum number (predicated).

[BFMIN](#): BFloat16 minimum (predicated).

[BFMINNM](#): BFloat16 minimum number (predicated).

[BFMLA \(indexed\)](#): BFloat16 fused multiply-add vectors by indexed elements.

[BFMLA \(vectors\)](#): BFloat16 fused multiply-add vectors.

[BFMLALB \(indexed\)](#): BFloat16 multiply-add long to single-precision (bottom, indexed).

[BFMLALB \(vectors\)](#): BFloat16 multiply-add long to single-precision (bottom).

[BFMLALT \(indexed\)](#): BFloat16 multiply-add long to single-precision (top, indexed).

[BFMLALT \(vectors\)](#): BFloat16 multiply-add long to single-precision (top).

[BFMLS \(indexed\)](#): BFloat16 fused multiply-subtract vectors by indexed elements.

[BFMLS \(vectors\)](#): BFloat16 fused multiply-subtract vectors.

[BFMLSLB \(indexed\)](#): BFloat16 multiply-subtract long from single-precision (bottom, indexed).

[BFMLSLB \(vectors\)](#): BFloat16 multiply-subtract long from single-precision (bottom).

[BFMLSLT \(indexed\)](#): BFloat16 multiply-subtract long from single-precision (top, indexed).

[BFMLSLT \(vectors\)](#): BFloat16 multiply-subtract long from single-precision (top).

[BFMMLA \(widening\)](#): BFloat16 matrix multiply-accumulate to single-precision.

[BFMUL \(indexed\)](#): BFloat16 multiply vectors by indexed elements.

[BFMUL \(vectors, predicated\)](#): BFloat16 multiply vectors (predicated).

[BFMUL \(vectors, unpredicated\)](#): BFloat16 multiply vectors (unpredicated).

[BFSCALE](#): BFloat16 adjust exponent by vector (predicated).

[BFSUB \(predicated\)](#): BFloat16 subtract vectors (predicated).

[BFSUB \(unpredicated\)](#): BFloat16 subtract vectors (unpredicated).

[BGRP](#): Group bits to right or left as selected by bitmask.

[BIC \(immediate\)](#): Bitwise clear bits using immediate (unpredicated): an alias of AND (immediate).

[BIC \(predicates\)](#): Bitwise clear predicates.

[BIC \(vectors, predicated\)](#): Bitwise clear vectors (predicated).

[BIC \(vectors, unpredicated\)](#): Bitwise clear vectors (unpredicated).

[BICS](#): Bitwise clear predicates, setting the condition flags.

[BRKA](#): Break after first true condition.

[BRKAS](#): Break after first true condition, setting the condition flags.

[BRKB](#): Break before first true condition.

[BRKBS](#): Break before first true condition, setting the condition flags.

[BRKN](#): Propagate break to next partition.

[BRKNS](#): Propagate break to next partition, setting the condition flags.

[BRKPA](#): Break after first true condition, propagating from previous partition.

[BRKPAS](#): Break after first true condition, propagating from previous partition and setting the condition flags.

[BRKPB](#): Break before first true condition, propagating from previous partition.

[BRKPBS](#): Break before first true condition, propagating from previous partition and setting the condition flags.

[BSL](#): Bitwise select.

[BSL1N](#): Bitwise select with first input inverted.

[BSL2N](#): Bitwise select with second input inverted.

[CADD](#): Complex integer add with rotate.

[CDOT \(indexed\)](#): Complex integer dot product (indexed).

[CDOT \(vectors\)](#): Complex integer dot product.

[CLASTA \(scalar\)](#): Conditionally extract element after last to general-purpose register.

[CLASTA \(SIMD&FP scalar\)](#): Conditionally extract element after last to SIMD&FP scalar register.

[CLASTA \(vectors\)](#): Conditionally extract element after last to vector register.

[CLASTB \(scalar\)](#): Conditionally extract last element to general-purpose register.

[CLASTB \(SIMD&FP scalar\)](#): Conditionally extract last element to SIMD&FP scalar register.

[CLASTB \(vectors\)](#): Conditionally extract last element to vector register.

[CLS](#): Count leading sign bits (predicated).

[CLZ](#): Count leading zero bits (predicated).

[CMLA \(indexed\)](#): Complex integer multiply-add with rotate (indexed).

[CMLA \(vectors\)](#): Complex integer multiply-add with rotate.

[CMP<cc> \(immediate\)](#): Compare vector to immediate.

[CMP<cc> \(vectors\)](#): Compare vectors.

[CMP<cc> \(wide elements\)](#): Compare vector to 64-bit wide elements.

[CMPLE \(vectors\)](#): Compare signed less than or equal to vector, setting the condition flags: an alias of CMP<cc> (vectors).

[CMPLO \(vectors\)](#): Compare unsigned lower than vector, setting the condition flags: an alias of CMP<cc> (vectors).

[CMPLS \(vectors\)](#): Compare unsigned lower or same as vector, setting the condition flags: an alias of CMP<cc> (vectors).

[CMPLT \(vectors\)](#): Compare signed less than vector, setting the condition flags: an alias of CMP<cc> (vectors).

[CNOT](#): Logically invert boolean condition in vector (predicated).

[CNT](#): Count non-zero bits (predicated).

[CNTB, CNTD, CNTH, CNTW](#): Set scalar to multiple of predicate constraint element count.

[CNTP \(predicate as counter\)](#): Set scalar to count from predicate-as-counter.

[CNTP \(predicate\)](#): Set scalar to count of true predicate elements.

[COMPACT](#): Copy active vector elements to lower-numbered elements.

[CPY \(immediate, merging\)](#): Copy signed integer immediate to vector elements (merging).

[CPY \(immediate, zeroing\)](#): Copy signed integer immediate to vector elements (zeroing).

[CPY \(scalar\)](#): Copy general-purpose register to vector elements (predicated).

[CPY \(SIMD&FP scalar\)](#): Copy SIMD&FP scalar register to vector elements (predicated).

[CTERMEQ, CTERMNE](#): Compare and terminate loop.

[DECB, DECD, DECH, DECW \(scalar\)](#): Decrement scalar by multiple of predicate constraint element count.

[DECD, DECH, DECW \(vector\)](#): Decrement vector by multiple of predicate constraint element count.

[DECP \(scalar\)](#): Decrement scalar by count of true predicate elements.

[DECP \(vector\)](#): Decrement vector by count of true predicate elements.

[DUP \(immediate\)](#): Broadcast signed immediate to vector elements (unpredicated).

[DUP \(indexed\)](#): Broadcast indexed element to vector (unpredicated).

[DUP \(scalar\)](#): Broadcast general-purpose register to vector elements (unpredicated).

[DUPM](#): Broadcast logical bitmask immediate to vector (unpredicated).

[DUPQ](#): Broadcast indexed element within each quadword vector segment (unpredicated).

[EON](#): Bitwise exclusive-OR with inverted immediate (unpredicated): an alias of EOR (immediate).

[EOR \(immediate\)](#): Bitwise exclusive-OR with immediate (unpredicated).

[EOR \(predicates\)](#): Bitwise exclusive-OR predicates.

[EOR \(vectors, predicated\)](#): Bitwise exclusive-OR vectors (predicated).

[EOR \(vectors, unpredicated\)](#): Bitwise exclusive-OR vectors (unpredicated).

[EOR3](#): Bitwise exclusive-OR of three vectors.

[EORBT](#): Interleaving exclusive-OR (bottom, top).

[EORQV](#): Bitwise exclusive-OR reduction of quadword vector segments.

[EORS](#): Bitwise exclusive-OR predicates, setting the condition flags.

[EORTB](#): Interleaving exclusive-OR (top, bottom).

[EORV](#): Bitwise exclusive-OR reduction to scalar.

[EXPAND](#): Copy lower-numbered vector elements to active elements.

[EXT](#): Extract vector from pair of vectors.

[EXTQ](#): Extract vector segment from each pair of quadword vector segments.

[F1CVT](#), [F2CVT](#): 8-bit floating-point convert to half-precision.

[F1CVTLT](#), [F2CVTLT](#): 8-bit floating-point convert to half-precision (top).

[FABD](#): Floating-point absolute difference (predicated).

[FABS](#): Floating-point absolute value (predicated).

[FAC<cc>](#): Floating-point absolute compare vectors.

[FACLE](#): Floating-point absolute compare less than or equal: an alias of [FAC<cc>](#).

[FACLT](#): Floating-point absolute compare less than: an alias of [FAC<cc>](#).

[FADD \(immediate\)](#): Floating-point add immediate (predicated).

[FADD \(vectors, predicated\)](#): Floating-point add vector (predicated).

[FADD \(vectors, unpredicated\)](#): Floating-point add vector (unpredicated).

[FADDA](#): Floating-point add strictly-ordered reduction, accumulating in scalar.

[FADDP](#): Floating-point add pairwise.

[FADDQV](#): Floating-point add recursive reduction of quadword vector segments.

[FADDV](#): Floating-point add recursive reduction to scalar.

[FAMAX](#): Floating-point absolute maximum (predicated).

[FAMIN](#): Floating-point absolute minimum (predicated).

[FCADD](#): Floating-point complex add with rotate (predicated).

[FCLAMP](#): Floating-point clamp to minimum/maximum number.

[FCM<cc> \(vectors\)](#): Floating-point compare vectors.

[FCM<cc> \(zero\)](#): Floating-point compare vector with zero.

[FCMLA \(indexed\)](#): Floating-point complex multiply-add by indexed values with rotate.

[FCMLA \(vectors\)](#): Floating-point complex multiply-add with rotate (predicated).

[FCMLE \(vectors\)](#): Floating-point compare less than or equal to vector: an alias of [FCM<cc> \(vectors\)](#).

[FCMLT \(vectors\)](#): Floating-point compare less than vector: an alias of [FCM<cc> \(vectors\)](#).

[FCPY](#): Copy 8-bit floating-point immediate to vector elements (predicated).

[FCVT](#): Floating-point convert precision (predicated).

[FCVTLT](#): Floating-point up convert long (top, predicated).

[FCVTN](#): Half-precision convert, narrow and interleave to 8-bit floating-point.

[FCVTNB](#): Single-precision convert, narrow and interleave to 8-bit floating-point (bottom).

[FCVTNT \(predicated\)](#): Floating-point down convert and narrow (top, predicated).

[FCVTNT \(unpredicated\)](#): Single-precision convert, narrow and interleave to 8-bit floating-point (top).

[FCVTX](#): Double-precision down convert to single-precision, rounding to odd (predicated).

[FCVTXNT](#): Double-precision down convert to single-precision, rounding to odd (top, predicated).

[FCVTZS](#): Floating-point convert to signed integer, rounding toward zero (predicated).

[FCVTZU](#): Floating-point convert to unsigned integer, rounding toward zero (predicated).

[FDIV](#): Floating-point divide by vector (predicated).

[FDIVR](#): Floating-point reversed divide by vector (predicated).

[FDOT \(2-way, indexed, FP16 to FP32\)](#): Half-precision indexed dot product to single-precision.

[FDOT \(2-way, indexed, FP8 to FP16\)](#): 8-bit floating-point indexed dot product to half-precision.

[FDOT \(2-way, vectors, FP16 to FP32\)](#): Half-precision dot product to single-precision.

[FDOT \(2-way, vectors, FP8 to FP16\)](#): 8-bit floating-point dot product to half-precision.

[FDOT \(4-way, indexed\)](#): 8-bit floating-point indexed dot product to single-precision.

[FDOT \(4-way, vectors\)](#): 8-bit floating-point dot product to single-precision.

[FDUP](#): Broadcast 8-bit floating-point immediate to vector elements (unpredicated).

[FEXPA](#): Floating-point exponential accelerator.

[FIRSTP](#): Scalar index of first true predicate element (predicated).

[FLOGB](#): Floating-point base 2 logarithm as integer.

[FMAD](#): Floating-point fused multiply-add vectors (predicated), writing multiplicand [$Z_{dn} = Z_a + Z_{dn} * Z_m$].

[FMAX \(immediate\)](#): Floating-point maximum with immediate (predicated).

[FMAX \(vectors\)](#): Floating-point maximum (predicated).

[FMAXNM \(immediate\)](#): Floating-point maximum number with immediate (predicated).

[FMAXNM \(vectors\)](#): Floating-point maximum number (predicated).

[FMAXNMP](#): Floating-point maximum number pairwise.

[FMAXNMQV](#): Floating-point maximum number recursive reduction of quadword vector segments.

[FMAXNMV](#): Floating-point maximum number recursive reduction to scalar.

[FMAXP](#): Floating-point maximum pairwise.

[FMAXQV](#): Floating-point maximum reduction of quadword vector segments.

[FMAXV](#): Floating-point maximum recursive reduction to scalar.

[FMIN \(immediate\)](#): Floating-point minimum with immediate (predicated).

[FMIN \(vectors\)](#): Floating-point minimum (predicated).

[FMINNM \(immediate\)](#): Floating-point minimum number with immediate (predicated).

[FMINNM \(vectors\)](#): Floating-point minimum number (predicated).

[FMINNMP](#): Floating-point minimum number pairwise.

[FMINNMQV](#): Floating-point minimum number recursive reduction of quadword vector segments.

[FMINNMV](#): Floating-point minimum number recursive reduction to scalar.

[FMINP](#): Floating-point minimum pairwise.

[FMINQV](#): Floating-point minimum recursive reduction of quadword vector segments.

[FMINV](#): Floating-point minimum recursive reduction to scalar.

[FMLA \(indexed\)](#): Floating-point fused multiply-add by indexed elements ($Z_{da} = Z_{da} + Z_n * Z_m[\text{indexed}]$).

[FMLA \(vectors\)](#): Floating-point fused multiply-add vectors (predicated), writing addend [$Z_{da} = Z_{da} + Z_n * Z_m$].

[FMLALB \(indexed, FP16 to FP32\)](#): Half-precision multiply-add long to single-precision (bottom, indexed).

[FMLALB \(indexed, FP8 to FP16\)](#): 8-bit floating-point multiply-add long to half-precision (bottom, indexed).

[FMLALB \(vectors, FP16 to FP32\)](#): Half-precision multiply-add long to single-precision (bottom).

[FMLALB \(vectors, FP8 to FP16\)](#): 8-bit floating-point multiply-add long to half-precision (bottom).

[FMLALLBB \(indexed\)](#): 8-bit floating-point multiply-add long long to single-precision (bottom bottom, indexed).

[FMLALLBB \(vectors\)](#): 8-bit floating-point multiply-add long long to single-precision (bottom bottom).

[FMLALLBT \(indexed\)](#): 8-bit floating-point multiply-add long long to single-precision (bottom top, indexed).

[FMLALLBT \(vectors\)](#): 8-bit floating-point multiply-add long long to single-precision (bottom top).

[FMLALLTB \(indexed\)](#): 8-bit floating-point multiply-add long long to single-precision (top bottom, indexed).

[FMLALLTB \(vectors\)](#): 8-bit floating-point multiply-add long long to single-precision (top bottom).

[FMLALLTT \(indexed\)](#): 8-bit floating-point multiply-add long long to single-precision (top top, indexed).

[FMLALLTT \(vectors\)](#): 8-bit floating-point multiply-add long long to single-precision (top top).

[FMLALT \(indexed, FP16 to FP32\)](#): Half-precision multiply-add long to single-precision (top, indexed).

[FMLALT \(indexed, FP8 to FP16\)](#): 8-bit floating-point multiply-add long to half-precision (top, indexed).

[FMLALT \(vectors, FP16 to FP32\)](#): Half-precision multiply-add long to single-precision (top).

[FMLALT \(vectors, FP8 to FP16\)](#): 8-bit floating-point multiply-add long to half-precision (top).

[FMLS \(indexed\)](#): Floating-point fused multiply-subtract by indexed elements ($Z_{da} = Z_{da} + -Z_n * Z_m[\text{indexed}]$).

[FMLS \(vectors\)](#): Floating-point fused multiply-subtract vectors (predicated), writing addend [$Z_{da} = Z_{da} + -Z_n * Z_m$].

[FMLS LB \(indexed\)](#): Half-precision multiply-subtract long from single-precision (bottom, indexed).

[FMLS LB \(vectors\)](#): Half-precision multiply-subtract long from single-precision (bottom).

[FMLS LT \(indexed\)](#): Half-precision multiply-subtract long from single-precision (top, indexed).

[FMLS LT \(vectors\)](#): Half-precision multiply-subtract long from single-precision (top).

[FMMLA \(non-widening\)](#): Floating-point matrix multiply-accumulate.

[FMMLA \(widening, FP16 to FP32\)](#): Half-precision matrix multiply-accumulate to single-precision.

[FMMLA \(widening, FP8 to FP16\)](#): 8-bit floating-point matrix multiply-accumulate to half-precision.

[FMMLA \(widening, FP8 to FP32\)](#): 8-bit floating-point matrix multiply-accumulate to single-precision.

[FMOV \(immediate, predicated\)](#): Move 8-bit floating-point immediate to vector elements (predicated): an alias of FCPY.

[FMOV \(immediate, unpredicated\)](#): Move 8-bit floating-point immediate to vector elements (unpredicated): an alias of FDUP.

[FMOV \(zero, predicated\)](#): Move floating-point +0.0 to vector elements (predicated): an alias of CPY (immediate, merging).

[FMOV \(zero, unpredicated\)](#): Move floating-point +0.0 to vector elements (unpredicated): an alias of DUP (immediate).

[FMSB](#): Floating-point fused multiply-subtract vectors (predicated), writing multiplicand [$Z_{dn} = Z_a + -Z_{dn} * Z_m$].

[FMUL \(immediate\)](#): Floating-point multiply by immediate (predicated).

[FMUL \(indexed\)](#): Floating-point multiply by indexed elements.

[FMUL \(vectors, predicated\)](#): Floating-point multiply vectors (predicated).

[FMUL \(vectors, unpredicated\)](#): Floating-point multiply vectors (unpredicated).

[FMULX](#): Floating-point multiply-extended vectors (predicated).

[FNEG](#): Floating-point negate (predicated).

[FNMAD](#): Floating-point negated fused multiply-add vectors (predicated), writing multiplicand [$Z_{dn} = -Z_a + -Z_{dn} * Z_m$].

[FNMLA](#): Floating-point negated fused multiply-add vectors (predicated), writing addend [$Z_{da} = -Z_{da} + -Z_n * Z_m$].

[FNMLS](#): Floating-point negated fused multiply-subtract vectors (predicated), writing addend [$Z_{da} = -Z_{da} + Z_n * Z_m$].

[FNMSB](#): Floating-point negated fused multiply-subtract vectors (predicated), writing multiplicand [$Z_{dn} = -Z_a + Z_{dn} * Z_m$].

[FRECPE](#): Floating-point reciprocal estimate (unpredicated).

[FRECPS](#): Floating-point reciprocal step (unpredicated).

[FRECPSX](#): Floating-point reciprocal exponent (predicated).

[FRINT32X](#): Floating-point round to 32-bit integer, using current rounding mode (predicated).

[FRINT32Z](#): Floating-point round to 32-bit integer, toward zero (predicated).

[FRINT64X](#): Floating-point round to 64-bit integer, using current rounding mode (predicated).

[FRINT64Z](#): Floating-point round to 64-bit integer, toward zero (predicated).

[FRINT<rz>](#): Floating-point round to integral value (predicated).

[FRSQRT](#): Floating-point reciprocal square root estimate (unpredicated).

[FRSQRTS](#): Floating-point reciprocal square root step (unpredicated).

[FSCALE](#): Floating-point adjust exponent by vector (predicated).

[FSQRT](#): Floating-point square root (predicated).

[FSUB \(immediate\)](#): Floating-point subtract immediate (predicated).

[FSUB \(vectors, predicated\)](#): Floating-point subtract vectors (predicated).

[FSUB \(vectors, unpredicated\)](#): Floating-point subtract vectors (unpredicated).

[FSUBR \(immediate\)](#): Floating-point reversed subtract from immediate (predicated).

[FSUBR \(vectors\)](#): Floating-point reversed subtract vectors (predicated).

[FTMAD](#): Floating-point trigonometric multiply-add coefficient.

[FTSMUL](#): Floating-point trigonometric starting value.

[FTSSEL](#): Floating-point trigonometric select coefficient.

[HISTCNT](#): Count matching elements in vector.

[HISTSEG](#): Count matching elements in vector segments.

[INCB, INCD, INCH, INCW \(scalar\)](#): Increment scalar by multiple of predicate constraint element count.

[INCD, INCH, INCW \(vector\)](#): Increment vector by multiple of predicate constraint element count.

[INCP \(scalar\)](#): Increment scalar by count of true predicate elements.

[INCP \(vector\)](#): Increment vector by count of true predicate elements.

[INDEX \(immediate, scalar\)](#): Create index starting from immediate and incremented by general-purpose register.

[INDEX \(immediates\)](#): Create index starting from and incremented by immediate.

[INDEX \(scalar, immediate\)](#): Create index starting from general-purpose register and incremented by immediate.

[INDEX \(scalars\)](#): Create index starting from and incremented by general-purpose register.

[INSR \(scalar\)](#): Insert general-purpose register in shifted vector.

[INSR \(SIMD&FP scalar\)](#): Insert SIMD&FP scalar register in shifted vector.

[LASTA \(scalar\)](#): Extract element after last to general-purpose register.

[LASTA \(SIMD&FP scalar\)](#): Extract element after last to SIMD&FP scalar register.

[LASTB \(scalar\)](#): Extract last element to general-purpose register.

[LASTB \(SIMD&FP scalar\)](#): Extract last element to SIMD&FP scalar register.

[LASTP](#): Scalar index of last true predicate element (predicated).

[LD1B \(scalar plus immediate, consecutive registers\)](#): Contiguous load of bytes to multiple consecutive vectors (immediate index).

[LD1B \(scalar plus immediate, single register\)](#): Contiguous load unsigned bytes to vector (immediate index).

[LD1B \(scalar plus scalar, consecutive registers\)](#): Contiguous load of bytes to multiple consecutive vectors (scalar index).

[LD1B \(scalar plus scalar, single register\)](#): Contiguous load unsigned bytes to vector (scalar index).

[LD1B \(scalar plus vector\)](#): Gather load unsigned bytes to vector (vector index).

[LD1B \(vector plus immediate\)](#): Gather load unsigned bytes to vector (immediate index).

[LD1D \(scalar plus immediate, consecutive registers\)](#): Contiguous load of doublewords to multiple consecutive vectors (immediate index).

[LD1D \(scalar plus immediate, single register\)](#): Contiguous load unsigned doublewords to vector (immediate index).

[LD1D \(scalar plus scalar, consecutive registers\)](#): Contiguous load of doublewords to multiple consecutive vectors (scalar index).

[LD1D \(scalar plus scalar, single register\)](#): Contiguous load unsigned doublewords to vector (scalar index).

[LD1D \(scalar plus vector\)](#): Gather load doublewords to vector (vector index).

[LD1D \(vector plus immediate\)](#): Gather load doublewords to vector (immediate index).

[LD1H \(scalar plus immediate, consecutive registers\)](#): Contiguous load of halfwords to multiple consecutive vectors (immediate index).

[LD1H \(scalar plus immediate, single register\)](#): Contiguous load unsigned halfwords to vector (immediate index).

[LD1H \(scalar plus scalar, consecutive registers\)](#): Contiguous load of halfwords to multiple consecutive vectors (scalar index).

[LD1H \(scalar plus scalar, single register\)](#): Contiguous load unsigned halfwords to vector (scalar index).

[LD1H \(scalar plus vector\)](#): Gather load unsigned halfwords to vector (vector index).

[LD1H \(vector plus immediate\)](#): Gather load unsigned halfwords to vector (immediate index).

[LD1Q](#): Gather load quadwords.

[LD1RB](#): Load and broadcast unsigned byte to vector.

[LD1RD](#): Load and broadcast doubleword to vector.

[LD1RH](#): Load and broadcast unsigned halfword to vector.

[LD1ROB \(scalar plus immediate\)](#): Contiguous load and replicate thirty-two bytes (immediate index).

[LD1ROB \(scalar plus scalar\)](#): Contiguous load and replicate thirty-two bytes (scalar index).

[LD1ROD \(scalar plus immediate\)](#): Contiguous load and replicate four doublewords (immediate index).

[LD1ROD \(scalar plus scalar\)](#): Contiguous load and replicate four doublewords (scalar index).

[LD1ROH \(scalar plus immediate\)](#): Contiguous load and replicate sixteen halfwords (immediate index).

[LD1ROH \(scalar plus scalar\)](#): Contiguous load and replicate sixteen halfwords (scalar index).

[LD1ROW \(scalar plus immediate\)](#): Contiguous load and replicate eight words (immediate index).

[LD1ROW \(scalar plus scalar\)](#): Contiguous load and replicate eight words (scalar index).

[LD1RQB \(scalar plus immediate\)](#): Contiguous load and replicate sixteen bytes (immediate index).

[LD1RQB \(scalar plus scalar\)](#): Contiguous load and replicate sixteen bytes (scalar index).

[LD1RQD \(scalar plus immediate\)](#): Contiguous load and replicate two doublewords (immediate index).

[LD1RQD \(scalar plus scalar\)](#): Contiguous load and replicate two doublewords (scalar index).

[LD1RQH \(scalar plus immediate\)](#): Contiguous load and replicate eight halfwords (immediate index).

[LD1RQH \(scalar plus scalar\)](#): Contiguous load and replicate eight halfwords (scalar index).

[LD1RQW \(scalar plus immediate\)](#): Contiguous load and replicate four words (immediate index).

[LD1RQW \(scalar plus scalar\)](#): Contiguous load and replicate four words (scalar index).

[LD1RSB](#): Load and broadcast signed byte to vector.

[LD1RSH](#): Load and broadcast signed halfword to vector.

[LD1RSW](#): Load and broadcast signed word to vector.

[LD1RW](#): Load and broadcast unsigned word to vector.

[LD1SB \(scalar plus immediate\)](#): Contiguous load signed bytes to vector (immediate index).

[LD1SB \(scalar plus scalar\)](#): Contiguous load signed bytes to vector (scalar index).

[LD1SB \(scalar plus vector\)](#): Gather load signed bytes to vector (vector index).

[LD1SB \(vector plus immediate\)](#): Gather load signed bytes to vector (immediate index).

[LD1SH \(scalar plus immediate\)](#): Contiguous load signed halfwords to vector (immediate index).

[LD1SH \(scalar plus scalar\)](#): Contiguous load signed halfwords to vector (scalar index).

[LD1SH \(scalar plus vector\)](#): Gather load signed halfwords to vector (vector index).

[LD1SH \(vector plus immediate\)](#): Gather load signed halfwords to vector (immediate index).

[LD1SW \(scalar plus immediate\)](#): Contiguous load signed words to vector (immediate index).

[LD1SW \(scalar plus scalar\)](#): Contiguous load signed words to vector (scalar index).

[LD1SW \(scalar plus vector\)](#): Gather load signed words to vector (vector index).

[LD1SW \(vector plus immediate\)](#): Gather load signed words to vector (immediate index).

[LD1W \(scalar plus immediate, consecutive registers\)](#): Contiguous load of words to multiple consecutive vectors (immediate index).

[LD1W \(scalar plus immediate, single register\)](#): Contiguous load unsigned words to vector (immediate index).

[LD1W \(scalar plus scalar, consecutive registers\)](#): Contiguous load of words to multiple consecutive vectors (scalar index).

[LD1W \(scalar plus scalar, single register\)](#): Contiguous load unsigned words to vector (scalar index).

[LD1W \(scalar plus vector\)](#): Gather load unsigned words to vector (vector index).

[LD1W \(vector plus immediate\)](#): Gather load unsigned words to vector (immediate index).

[LD2B \(scalar plus immediate\)](#): Contiguous load two-byte structures to two vectors (immediate index).

[LD2B \(scalar plus scalar\)](#): Contiguous load two-byte structures to two vectors (scalar index).

[LD2D \(scalar plus immediate\)](#): Contiguous load two-doubleword structures to two vectors (immediate index).

[LD2D \(scalar plus scalar\)](#): Contiguous load two-doubleword structures to two vectors (scalar index).

[LD2H \(scalar plus immediate\)](#): Contiguous load two-halfword structures to two vectors (immediate index).

[LD2H \(scalar plus scalar\)](#): Contiguous load two-halfword structures to two vectors (scalar index).

[LD2Q \(scalar plus immediate\)](#): Contiguous load two-quadword structures to two vectors (immediate index).

[LD2Q \(scalar plus scalar\)](#): Contiguous load two-quadword structures to two vectors (scalar index).

[LD2W \(scalar plus immediate\)](#): Contiguous load two-word structures to two vectors (immediate index).

[LD2W \(scalar plus scalar\)](#): Contiguous load two-word structures to two vectors (scalar index).

[LD3B \(scalar plus immediate\)](#): Contiguous load three-byte structures to three vectors (immediate index).

[LD3B \(scalar plus scalar\)](#): Contiguous load three-byte structures to three vectors (scalar index).

[LD3D \(scalar plus immediate\)](#): Contiguous load three-doubleword structures to three vectors (immediate index).

[LD3D \(scalar plus scalar\)](#): Contiguous load three-doubleword structures to three vectors (scalar index).

[LD3H \(scalar plus immediate\)](#): Contiguous load three-halfword structures to three vectors (immediate index).

[LD3H \(scalar plus scalar\)](#): Contiguous load three-halfword structures to three vectors (scalar index).

[LD3Q \(scalar plus immediate\)](#): Contiguous load three-quadword structures to three vectors (immediate index).

[LD3Q \(scalar plus scalar\)](#): Contiguous load three-quadword structures to three vectors (scalar index).

[LD3W \(scalar plus immediate\)](#): Contiguous load three-word structures to three vectors (immediate index).

[LD3W \(scalar plus scalar\)](#): Contiguous load three-word structures to three vectors (scalar index).

[LD4B \(scalar plus immediate\)](#): Contiguous load four-byte structures to four vectors (immediate index).

[LD4B \(scalar plus scalar\)](#): Contiguous load four-byte structures to four vectors (scalar index).

[LD4D \(scalar plus immediate\)](#): Contiguous load four-doubleword structures to four vectors (immediate index).

[LD4D \(scalar plus scalar\)](#): Contiguous load four-doubleword structures to four vectors (scalar index).

[LD4H \(scalar plus immediate\)](#): Contiguous load four-halfword structures to four vectors (immediate index).

[LD4H \(scalar plus scalar\)](#): Contiguous load four-halfword structures to four vectors (scalar index).

[LD4Q \(scalar plus immediate\)](#): Contiguous load four-quadword structures to four vectors (immediate index).

[LD4Q \(scalar plus scalar\)](#): Contiguous load four-quadword structures to four vectors (scalar index).

[LD4W \(scalar plus immediate\)](#): Contiguous load four-word structures to four vectors (immediate index).

[LD4W \(scalar plus scalar\)](#): Contiguous load four-word structures to four vectors (scalar index).

[LDFF1B \(scalar plus scalar\)](#): Contiguous load first-fault unsigned bytes to vector (scalar index).

[LDFF1B \(scalar plus vector\)](#): Gather load first-fault unsigned bytes to vector (vector index).

[LDFF1B \(vector plus immediate\)](#): Gather load first-fault unsigned bytes to vector (immediate index).

[LDFF1D \(scalar plus scalar\)](#): Contiguous load first-fault doublewords to vector (scalar index).

[LDFF1D \(scalar plus vector\)](#): Gather load first-fault doublewords to vector (vector index).

[LDFF1D \(vector plus immediate\)](#): Gather load first-fault doublewords to vector (immediate index).

[LDFF1H \(scalar plus scalar\)](#): Contiguous load first-fault unsigned halfwords to vector (scalar index).

[LDFF1H \(scalar plus vector\)](#): Gather load first-fault unsigned halfwords to vector (vector index).

[LDFF1H \(vector plus immediate\)](#): Gather load first-fault unsigned halfwords to vector (immediate index).

[LDFF1SB \(scalar plus scalar\)](#): Contiguous load first-fault signed bytes to vector (scalar index).

[LDFF1SB \(scalar plus vector\)](#): Gather load first-fault signed bytes to vector (vector index).

[LDFF1SB \(vector plus immediate\)](#): Gather load first-fault signed bytes to vector (immediate index).

[LDFF1SH \(scalar plus scalar\)](#): Contiguous load first-fault signed halfwords to vector (scalar index).

[LDFF1SH \(scalar plus vector\)](#): Gather load first-fault signed halfwords to vector (vector index).

[LDFF1SH \(vector plus immediate\)](#): Gather load first-fault signed halfwords to vector (immediate index).

[LDFF1SW \(scalar plus scalar\)](#): Contiguous load first-fault signed words to vector (scalar index).

[LDFF1SW \(scalar plus vector\)](#): Gather load first-fault signed words to vector (vector index).

[LDFF1SW \(vector plus immediate\)](#): Gather load first-fault signed words to vector (immediate index).

[LDFF1W \(scalar plus scalar\)](#): Contiguous load first-fault unsigned words to vector (scalar index).

[LDFF1W \(scalar plus vector\)](#): Gather load first-fault unsigned words to vector (vector index).

[LDFF1W \(vector plus immediate\)](#): Gather load first-fault unsigned words to vector (immediate index).

[LDNF1B](#): Contiguous load non-fault unsigned bytes to vector (immediate index).

[LDNF1D](#): Contiguous load non-fault doublewords to vector (immediate index).

[LDNF1H](#): Contiguous load non-fault unsigned halfwords to vector (immediate index).

[LDNF1SB](#): Contiguous load non-fault signed bytes to vector (immediate index).

[LDNF1SH](#): Contiguous load non-fault signed halfwords to vector (immediate index).

[LDNF1SW](#): Contiguous load non-fault signed words to vector (immediate index).

[LDNF1W](#): Contiguous load non-fault unsigned words to vector (immediate index).

[LDNT1B \(scalar plus immediate, consecutive registers\)](#): Contiguous load non-temporal of bytes to multiple consecutive vectors (immediate index).

[LDNT1B \(scalar plus immediate, single register\)](#): Contiguous load non-temporal bytes to vector (immediate index).

[LDNT1B \(scalar plus scalar, consecutive registers\)](#): Contiguous load non-temporal of bytes to multiple consecutive vectors (scalar index).

[LDNT1B \(scalar plus scalar, single register\)](#): Contiguous load non-temporal bytes to vector (scalar index).

[LDNT1B \(vector plus scalar\)](#): Gather load non-temporal unsigned bytes.

[LDNT1D \(scalar plus immediate, consecutive registers\)](#): Contiguous load non-temporal of doublewords to multiple consecutive vectors (immediate index).

[LDNT1D \(scalar plus immediate, single register\)](#): Contiguous load non-temporal doublewords to vector (immediate index).

[LDNT1D \(scalar plus scalar, consecutive registers\)](#): Contiguous load non-temporal of doublewords to multiple consecutive vectors (scalar index).

[LDNT1D \(scalar plus scalar, single register\)](#): Contiguous load non-temporal doublewords to vector (scalar index).

[LDNT1D \(vector plus scalar\)](#): Gather load non-temporal unsigned doublewords.

[LDNT1H \(scalar plus immediate, consecutive registers\)](#): Contiguous load non-temporal of halfwords to multiple consecutive vectors (immediate index).

[LDNT1H \(scalar plus immediate, single register\)](#): Contiguous load non-temporal halfwords to vector (immediate index).

[LDNT1H \(scalar plus scalar, consecutive registers\)](#): Contiguous load non-temporal of halfwords to multiple consecutive vectors (scalar index).

[LDNT1H \(scalar plus scalar, single register\)](#): Contiguous load non-temporal halfwords to vector (scalar index).

[LDNT1H \(vector plus scalar\)](#): Gather load non-temporal unsigned halfwords.

[LDNT1SB](#): Gather load non-temporal signed bytes.

[LDNT1SH](#): Gather load non-temporal signed halfwords.

[LDNT1SW](#): Gather load non-temporal signed words.

[LDNT1W \(scalar plus immediate, consecutive registers\)](#): Contiguous load non-temporal of words to multiple consecutive vectors (immediate index).

[LDNT1W \(scalar plus immediate, single register\)](#): Contiguous load non-temporal words to vector (immediate index).

[LDNT1W \(scalar plus scalar, consecutive registers\)](#): Contiguous load non-temporal of words to multiple consecutive vectors (scalar index).

[LDNT1W \(scalar plus scalar, single register\)](#): Contiguous load non-temporal words to vector (scalar index).

[LDNT1W \(vector plus scalar\)](#): Gather load non-temporal unsigned words.

[LDR \(predicate\)](#): Load predicate register.

[LDR \(vector\)](#): Load vector register.

[LSL \(immediate, predicated\)](#): Logical shift left by immediate (predicated).

[LSL \(immediate, unpredicated\)](#): Logical shift left by immediate (unpredicated).

[LSL \(vectors\)](#): Logical shift left by vector (predicated).

[LSL \(wide elements, predicated\)](#): Logical shift left by 64-bit wide elements (predicated).

[LSL \(wide elements, unpredicated\)](#): Logical shift left by 64-bit wide elements (unpredicated).

[LSLR](#): Reversed logical shift left by vector (predicated).

[LSR \(immediate, predicated\)](#): Logical shift right by immediate (predicated).

[LSR \(immediate, unpredicated\)](#): Logical shift right by immediate (unpredicated).

[LSR \(vectors\)](#): Logical shift right by vector (predicated).

[LSR \(wide elements, predicated\)](#): Logical shift right by 64-bit wide elements (predicated).

[LSR \(wide elements, unpredicated\)](#): Logical shift right by 64-bit wide elements (unpredicated).

[LSRR](#): Reversed logical shift right by vector (predicated).

[LUT12 \(8-bit and 16-bit\)](#): Lookup table read with 2-bit indices (8-bit and 16-bit).

[LUT14 \(8-bit and 16-bit\)](#): Lookup table read with 4-bit indices (8-bit and 16-bit).

[MAD](#): Multiply-add vectors (predicated), writing multiplicand [$Z_{dn} = Z_a + Z_{dn} * Z_m$].

[MADPT](#): Multiply-add checked pointer vectors, writing multiplicand [$Z_{dn} = Z_a + Z_{dn} * Z_m$].

[MATCH](#): Detect any matching elements, setting the condition flags.

[MLA \(indexed\)](#): Multiply-add to accumulator (indexed).

[MLA \(vectors\)](#): Multiply-add vectors (predicated), writing addend [$Z_{da} = Z_{da} + Z_n * Z_m$].

[MLAPT](#): Multiply-add checked pointer vectors, writing addend [$Z_{da} = Z_{da} + Z_n * Z_m$].

[MLS \(indexed\)](#): Multiply-subtract from accumulator (indexed).

[MLS \(vectors\)](#): Multiply-subtract vectors (predicated), writing addend [$Z_{da} = Z_{da} - Z_n * Z_m$].

[MOV](#): Move logical bitmask immediate to vector (unpredicated): an alias of DUPM.

[MOV](#): Move predicate (unpredicated): an alias of ORR (predicates).

[MOV \(immediate, merging\)](#): Move signed integer immediate to vector elements (merging): an alias of CPY (immediate, merging).

[MOV \(immediate, unpredicated\)](#): Move signed integer immediate to vector elements (unpredicated): an alias of DUP (immediate).

[MOV \(immediate, zeroing\)](#): Move signed integer immediate to vector elements (zeroing): an alias of CPY (immediate, zeroing).

[MOV \(predicate, merging\)](#): Move predicates (merging): an alias of SEL (predicates).

[MOV \(predicate, zeroing\)](#): Move predicates (zeroing): an alias of AND (predicates).

[MOV \(scalar, predicated\)](#): Move general-purpose register to vector elements (predicated): an alias of CPY (scalar).

[MOV \(scalar, unpredicated\)](#): Move general-purpose register to vector elements (unpredicated): an alias of DUP (scalar).

[MOV \(SIMD&FP scalar, predicated\)](#): Move SIMD&FP scalar register to vector elements (predicated): an alias of CPY (SIMD&FP scalar).

[MOV \(SIMD&FP scalar, unpredicated\)](#): Move indexed element or SIMD&FP scalar to vector (unpredicated): an alias of DUP (indexed).

[MOV \(vector, predicated\)](#): Move vector elements (predicated): an alias of SEL (vectors).

[MOV \(vector, unpredicated\)](#): Move vector register (unpredicated): an alias of ORR (vectors, unpredicated).

[MOVPRFX \(predicated\)](#): Move prefix (predicated).

[MOVPRFX \(unpredicated\)](#): Move prefix (unpredicated).

[MOVS \(predicated\)](#): Move predicates (zeroing), setting the condition flags: an alias of ANDS.

[MOVS \(unpredicated\)](#): Move predicate (unpredicated), setting the condition flags: an alias of ORRS.

[MSB](#): Multiply-subtract vectors (predicated), writing multiplicand [$Z_{dn} = Z_a - Z_{dn} * Z_m$].

[MUL \(immediate\)](#): Multiply by immediate (unpredicated).

[MUL \(indexed\)](#): Multiply (indexed).

[MUL \(vectors, predicated\)](#): Multiply vectors (predicated).

[MUL \(vectors, unpredicated\)](#): Multiply vectors (unpredicated).

[NAND](#): Bitwise NAND predicates.

[NANDS](#): Bitwise NAND predicates, setting the condition flags.

[NBSL](#): Bitwise inverted select.

[NEG](#): Negate (predicated).

[NMATCH](#): Detect no matching elements, setting the condition flags.

[NOR](#): Bitwise NOR predicates.

[NORS](#): Bitwise NOR predicates, setting the condition flags.

[NOT \(predicate\)](#): Bitwise invert predicate: an alias of EOR (predicates).

[NOT \(vector\)](#): Bitwise invert vector (predicated).

[NOTS](#): Bitwise invert predicate, setting the condition flags: an alias of EORS.

[ORN \(immediate\)](#): Bitwise inclusive OR with inverted immediate (unpredicated): an alias of ORR (immediate).

[ORN \(predicates\)](#): Bitwise inclusive OR inverted predicate.

[ORNS](#): Bitwise inclusive OR inverted predicate, setting the condition flags.

[ORQV](#): Bitwise inclusive OR reduction of quadword vector segments.

[ORR \(immediate\)](#): Bitwise inclusive OR with immediate (unpredicated).

[ORR \(predicates\)](#): Bitwise inclusive OR predicates.

[ORR \(vectors, predicated\)](#): Bitwise inclusive OR vectors (predicated).

[ORR \(vectors, unpredicated\)](#): Bitwise inclusive OR vectors (unpredicated).

[ORRS](#): Bitwise inclusive OR predicates, setting the condition flags.

[ORV](#): Bitwise inclusive OR reduction to scalar.

[PEXT \(predicate pair\)](#): Predicate extract pair from predicate-as-counter.

[PEXT \(predicate\)](#): Predicate extract from predicate-as-counter.

[PFALSE](#): Set all predicate elements to false.

[PFIRST](#): Set the first active predicate element to true.

[PMLAL](#): Multi-vector polynomial multiply long and accumulate vectors.

[PMOV \(to predicate\)](#): Move predicate from vector.

[PMOV \(to vector\)](#): Move predicate to vector.

[PMUL](#): Polynomial multiply vectors (unpredicated).

[PMULL](#): Multi-vector polynomial multiply long.

[PMULLB](#): Polynomial multiply long (bottom).

[PMULLT](#): Polynomial multiply long (top).

[PNEXT](#): Find next active predicate.

[PRFB \(scalar plus immediate\)](#): Contiguous prefetch bytes (immediate index).

[PRFB \(scalar plus scalar\)](#): Contiguous prefetch bytes (scalar index).

[PRFB \(scalar plus vector\)](#): Gather prefetch bytes (scalar plus vector).

[PRFB \(vector plus immediate\)](#): Gather prefetch bytes (vector plus immediate).

[PRFD \(scalar plus immediate\)](#): Contiguous prefetch doublewords (immediate index).

[PRFD \(scalar plus scalar\)](#): Contiguous prefetch doublewords (scalar index).

[PRFD \(scalar plus vector\)](#): Gather prefetch doublewords (scalar plus vector).

[PRFD \(vector plus immediate\)](#): Gather prefetch doublewords (vector plus immediate).

[PRFH \(scalar plus immediate\)](#): Contiguous prefetch halfwords (immediate index).

[PRFH \(scalar plus scalar\)](#): Contiguous prefetch halfwords (scalar index).

[PRFH \(scalar plus vector\)](#): Gather prefetch halfwords (scalar plus vector).

[PRFH \(vector plus immediate\)](#): Gather prefetch halfwords (vector plus immediate).

[PRFW \(scalar plus immediate\)](#): Contiguous prefetch words (immediate index).

[PRFW \(scalar plus scalar\)](#): Contiguous prefetch words (scalar index).

[PRFW \(scalar plus vector\)](#): Gather prefetch words (scalar plus vector).

[PRFW \(vector plus immediate\)](#): Gather prefetch words (vector plus immediate).

[PSEL](#): Predicate select between predicate register or all-false.

[PTEST](#): Set condition flags for predicate.

[PTRUE \(predicate as counter\)](#): Initialise predicate-as-counter to all active.

[PTRUE \(predicate\)](#): Initialise predicate from named constraint.

[PTRUES](#): Initialise predicate from named constraint and set the condition flags.

[PUNPKHI, PUNPKLO](#): Unpack and widen half of predicate.

[RADDHNB](#): Rounding add narrow high part (bottom).

[RADDHNT](#): Rounding add narrow high part (top).

[RAX1](#): Bitwise rotate left by 1 and exclusive-OR.

[RBIT](#): Reverse bits (predicated).

[RDFFR \(predicated\)](#): Return predicate of succesfully loaded elements.

[RDFFR \(unpredicated\)](#): Read the first-fault register.

[RDFFRS](#): Return predicate of succesfully loaded elements, setting the condition flags.

[RDVL](#): Read multiple of vector register size to scalar register.

[REV \(predicate\)](#): Reverse all elements in a predicate.

[REV \(vector\)](#): Reverse all elements in a vector (unpredicated).

[REVB, REVH, REVW](#): Reverse bytes / halfwords / words within elements (predicated).

[REVD](#): Reverse 64-bit doublewords in elements (predicated).

[RSHRNB](#): Rounding shift right narrow by immediate (bottom).

[RSHRNT](#): Rounding shift right narrow by immediate (top).

[RSUBHNB](#): Rounding subtract narrow high part (bottom).

[RSUBHNT](#): Rounding subtract narrow high part (top).

[SABA](#): Signed absolute difference and accumulate.

[SABALB](#): Signed absolute difference and accumulate long (bottom).

[SABALT](#): Signed absolute difference and accumulate long (top).

[SABD](#): Signed absolute difference (predicated).

[SABDLB](#): Signed absolute difference long (bottom).

[SABDLT](#): Signed absolute difference long (top).

[SADALP](#): Signed add and accumulate long pairwise.

[SADDLB](#): Signed add long (bottom).

[SADDLBT](#): Signed add long (bottom + top).

[SADDLT](#): Signed add long (top).

[SADDV](#): Signed add reduction to scalar.

[SADDWB](#): Signed add wide (bottom).

[SADDWT](#): Signed add wide (top).

[SBCLB](#): Subtract with carry long (bottom).

[SBCLT](#): Subtract with carry long (top).

[SCLAMP](#): Signed clamp to minimum/maximum vector.

[SCVTF \(predicated\)](#): Signed integer convert to floating-point (predicated).

[SDIV](#): Signed divide (predicated).

[SDIVR](#): Signed reversed divide (predicated).

[SDOT \(2-way, indexed\)](#): Signed integer indexed dot product.

[SDOT \(2-way, vectors\)](#): Signed integer dot product.

[SDOT \(4-way, indexed\)](#): Signed integer indexed dot product.

[SDOT \(4-way, vectors\)](#): Signed integer dot product.

[SEL \(predicates\)](#): Conditionally select elements from two predicates.

[SEL \(vectors\)](#): Conditionally select elements from two vectors.

[SETFFR](#): Initialise the first-fault register to all true.

[SHADD](#): Signed halving addition.

[SHRNB](#): Shift right narrow by immediate (bottom).

[SHRNT](#): Shift right narrow by immediate (top).

[SHSUB](#): Signed halving subtract.

[SHSUBR](#): Signed halving subtract reversed vectors.

[SLI](#): Shift left and insert (immediate).

[SM4E](#): SM4 encryption and decryption.

[SM4EKEY](#): SM4 key updates.

[SMAX \(immediate\)](#): Signed maximum with immediate (unpredicated).

[SMAX \(vectors\)](#): Signed maximum vectors (predicated).

[SMAXP](#): Signed maximum pairwise.

[SMAXQV](#): Signed maximum reduction of quadword vector segments.

[SMAXV](#): Signed maximum reduction to scalar.

[SMIN \(immediate\)](#): Signed minimum with immediate (unpredicated).

[SMIN \(vectors\)](#): Signed minimum vectors (predicated).

[SMINP](#): Signed minimum pairwise.

[SMINQV](#): Signed minimum reduction of quadword vector segments.

[SMINV](#): Signed minimum reduction to scalar.

[SMLALB \(indexed\)](#): Signed multiply-add long to accumulator (bottom, indexed).

[SMLALB \(vectors\)](#): Signed multiply-add long to accumulator (bottom).

[SMLALT \(indexed\)](#): Signed multiply-add long to accumulator (top, indexed).

[SMLALT \(vectors\)](#): Signed multiply-add long to accumulator (top).

[SMLSLB \(indexed\)](#): Signed multiply-subtract long from accumulator (bottom, indexed).

[SMLSLB \(vectors\)](#): Signed multiply-subtract long from accumulator (bottom).

[SMLSLT \(indexed\)](#): Signed multiply-subtract long from accumulator (top, indexed).

[SMLSLT \(vectors\)](#): Signed multiply-subtract long from accumulator (top).

[SMMLA](#): Signed 8-bit integer matrix multiply-accumulate to 32-bit integer.

[SMULH \(predicated\)](#): Signed multiply returning high half (predicated).

[SMULH \(unpredicated\)](#): Signed multiply returning high half (unpredicated).

[SMULLB \(indexed\)](#): Signed multiply long (bottom, indexed).

[SMULLB \(vectors\)](#): Signed multiply long (bottom).

[SMULLT \(indexed\)](#): Signed multiply long (top, indexed).

[SMULLT \(vectors\)](#): Signed multiply long (top).

[SPLICE](#): Splice two vectors under predicate control.

[SQABS](#): Signed saturating absolute value.

[SQADD \(immediate\)](#): Signed saturating add immediate (unpredicated).

[SQADD \(vectors, predicated\)](#): Signed saturating addition (predicated).

[SQADD \(vectors, unpredicated\)](#): Signed saturating add vectors (unpredicated).

[SQCADD](#): Saturating complex integer add with rotate.

[SQCVTN](#): Signed 32-bit integer saturating extract narrow and interleave to 16-bit integer.

[SQCVTUN](#): Signed 32-bit integer saturating unsigned extract narrow and interleave to 16-bit integer.

[SQDECB](#): Signed saturating decrement scalar by multiple of 8-bit predicate constraint element count.

[SQDECD \(scalar\)](#): Signed saturating decrement scalar by multiple of 64-bit predicate constraint element count.

[SQDECD \(vector\)](#): Signed saturating decrement vector by multiple of 64-bit predicate constraint element count.

[SQDECH \(scalar\)](#): Signed saturating decrement scalar by multiple of 16-bit predicate constraint element count.

[SQDECH \(vector\)](#): Signed saturating decrement vector by multiple of 16-bit predicate constraint element count.

[SQDECP \(scalar\)](#): Signed saturating decrement scalar by count of true predicate elements.

[SQDECP \(vector\)](#): Signed saturating decrement vector by count of true predicate elements.

[SQDECW \(scalar\)](#): Signed saturating decrement scalar by multiple of 32-bit predicate constraint element count.

[SQDECW \(vector\)](#): Signed saturating decrement vector by multiple of 32-bit predicate constraint element count.

[SQDMLALB \(indexed\)](#): Signed saturating doubling multiply-add long to accumulator (bottom, indexed).

[SQDMLALB \(vectors\)](#): Signed saturating doubling multiply-add long to accumulator (bottom).

[SQDMLALBT](#): Signed saturating doubling multiply-add long to accumulator (bottom \times top).

[SQDMLALT \(indexed\)](#): Signed saturating doubling multiply-add long to accumulator (top, indexed).

[SQDMLALT \(vectors\)](#): Signed saturating doubling multiply-add long to accumulator (top).

[SQDMLSLB \(indexed\)](#): Signed saturating doubling multiply-subtract long from accumulator (bottom, indexed).

[SQDMLSLB \(vectors\)](#): Signed saturating doubling multiply-subtract long from accumulator (bottom).

[SQDMLSLBT](#): Signed saturating doubling multiply-subtract long from accumulator (bottom \times top).

[SQDMLSLT \(indexed\)](#): Signed saturating doubling multiply-subtract long from accumulator (top, indexed).

[SQDMLSLT \(vectors\)](#): Signed saturating doubling multiply-subtract long from accumulator (top).

[SQDMULH \(indexed\)](#): Signed saturating doubling multiply high (indexed).

[SQDMULH \(vectors\)](#): Signed saturating doubling multiply high (unpredicated).

[SQDMULLB \(indexed\)](#): Signed saturating doubling multiply long (bottom, indexed).

[SQDMULLB \(vectors\)](#): Signed saturating doubling multiply long (bottom).

[SQDMULLT \(indexed\)](#): Signed saturating doubling multiply long (top, indexed).

[SQDMULLT \(vectors\)](#): Signed saturating doubling multiply long (top).

[SQINCB](#): Signed saturating increment scalar by multiple of 8-bit predicate constraint element count.

[SQINCD \(scalar\)](#): Signed saturating increment scalar by multiple of 64-bit predicate constraint element count.

[SQINCD \(vector\)](#): Signed saturating increment vector by multiple of 64-bit predicate constraint element count.

[SQINCH \(scalar\)](#): Signed saturating increment scalar by multiple of 16-bit predicate constraint element count.

[SQINCH \(vector\)](#): Signed saturating increment vector by multiple of 16-bit predicate constraint element count.

[SQINCP \(scalar\)](#): Signed saturating increment scalar by count of true predicate elements.

[SQINCP \(vector\)](#): Signed saturating increment vector by count of true predicate elements.

[SQINCW \(scalar\)](#): Signed saturating increment scalar by multiple of 32-bit predicate constraint element count.

[SQINCW \(vector\)](#): Signed saturating increment vector by multiple of 32-bit predicate constraint element count.

[SQNEG](#): Signed saturating negate.

[SQRDCMLAH \(indexed\)](#): Saturating rounding doubling complex integer multiply-add high with rotate (indexed).

[SQRDCMLAH \(vectors\)](#): Saturating rounding doubling complex integer multiply-add high with rotate.

[SQRDMLAH \(indexed\)](#): Signed saturating rounding doubling multiply-add high to accumulator (indexed).

[SQRDMLAH \(vectors\)](#): Signed saturating rounding doubling multiply-add high to accumulator (unpredicated).

[SQRDMLSH \(indexed\)](#): Signed saturating rounding doubling multiply-subtract high from accumulator (indexed).

[SQRDMLSH \(vectors\)](#): Signed saturating rounding doubling multiply-subtract high from accumulator (unpredicated).

[SQRDMULH \(indexed\)](#): Signed saturating rounding doubling multiply high (indexed).

[SQRDMULH \(vectors\)](#): Signed saturating rounding doubling multiply high (unpredicated).

[SQRSHL](#): Signed saturating rounding shift left by vector (predicated).

[SQRSHLR](#): Signed saturating rounding shift left reversed vectors (predicated).

[SQRSHRN](#): Signed saturating rounding shift right narrow by immediate and interleave.

[SQRSHRNB](#): Signed saturating rounding shift right narrow by immediate (bottom).

[SQRSHRNT](#): Signed saturating rounding shift right narrow by immediate (top).

[SQRSHRUN](#): Signed saturating rounding shift right unsigned narrow by immediate and interleave.

[SQRSHRUNB](#): Signed saturating rounding shift right unsigned narrow by immediate (bottom).

[SQRSHRUNT](#): Signed saturating rounding shift right unsigned narrow by immediate (top).

[SQSHL \(immediate\)](#): Signed saturating shift left by immediate.

[SQSHL \(vectors\)](#): Signed saturating shift left by vector (predicated).

[SQSHLR](#): Signed saturating shift left reversed vectors (predicated).

[SQSHLU](#): Signed saturating shift left unsigned by immediate.

[SQSHRNB](#): Signed saturating shift right narrow by immediate (bottom).

[SQSHRNT](#): Signed saturating shift right narrow by immediate (top).

[SQSHRUNB](#): Signed saturating shift right unsigned narrow by immediate (bottom).

[SQSHRUNT](#): Signed saturating shift right unsigned narrow by immediate (top).

[SQSUB \(immediate\)](#): Signed saturating subtract immediate (unpredicated).

[SQSUB \(vectors, predicated\)](#): Signed saturating subtraction (predicated).

[SQSUB \(vectors, unpredicated\)](#): Signed saturating subtract vectors (unpredicated).

[SQSUBR](#): Signed saturating subtraction reversed vectors (predicated).

[SQXTNB](#): Signed saturating extract narrow (bottom).

[SQXTNT](#): Signed saturating extract narrow (top).

[SQXTUNB](#): Signed saturating unsigned extract narrow (bottom).

[SQXTUNT](#): Signed saturating unsigned extract narrow (top).

[SRHADD](#): Signed rounding halving addition.

[SRI](#): Shift right and insert (immediate).

[SRSHL](#): Signed rounding shift left by vector (predicated).

[SRSHLR](#): Signed rounding shift left reversed vectors (predicated).

[SRSHR](#): Signed rounding shift right by immediate.

[SRSRA](#): Signed rounding shift right and accumulate (immediate).

[SSHLLB](#): Signed shift left long by immediate (bottom).

[SSHLLT](#): Signed shift left long by immediate (top).

[SSRA](#): Signed shift right and accumulate (immediate).

[SSUBLB](#): Signed subtract long (bottom).

[SSUBLBT](#): Signed subtract long (bottom - top).

[SSUBLT](#): Signed subtract long (top).

[SSUBLTB](#): Signed subtract long (top - bottom).

[SSUBWB](#): Signed subtract wide (bottom).

[SSUBWT](#): Signed subtract wide (top).

[ST1B \(scalar plus immediate, consecutive registers\)](#): Contiguous store of bytes from multiple consecutive vectors (immediate index).

[ST1B \(scalar plus immediate, single register\)](#): Contiguous store bytes from vector (immediate index).

[ST1B \(scalar plus scalar, consecutive registers\)](#): Contiguous store of bytes from multiple consecutive vectors (scalar index).

[ST1B \(scalar plus scalar, single register\)](#): Contiguous store bytes from vector (scalar index).

[ST1B \(scalar plus vector\)](#): Scatter store bytes from a vector (vector index).

[ST1B \(vector plus immediate\)](#): Scatter store bytes from a vector (immediate index).

[ST1D \(scalar plus immediate, consecutive registers\)](#): Contiguous store of doublewords from multiple consecutive vectors (immediate index).

[ST1D \(scalar plus immediate, single register\)](#): Contiguous store doublewords from vector (immediate index).

[ST1D \(scalar plus scalar, consecutive registers\)](#): Contiguous store of doublewords from multiple consecutive vectors (scalar index).

[ST1D \(scalar plus scalar, single register\)](#): Contiguous store doublewords from vector (scalar index).

[ST1D \(scalar plus vector\)](#): Scatter store doublewords from a vector (vector index).

[ST1D \(vector plus immediate\)](#): Scatter store doublewords from a vector (immediate index).

[ST1H \(scalar plus immediate, consecutive registers\)](#): Contiguous store of halfwords from multiple consecutive vectors (immediate index).

[ST1H \(scalar plus immediate, single register\)](#): Contiguous store halfwords from vector (immediate index).

[ST1H \(scalar plus scalar, consecutive registers\)](#): Contiguous store of halfwords from multiple consecutive vectors (scalar index).

[ST1H \(scalar plus scalar, single register\)](#): Contiguous store halfwords from vector (scalar index).

[ST1H \(scalar plus vector\)](#): Scatter store halfwords from a vector (vector index).

[ST1H \(vector plus immediate\)](#): Scatter store halfwords from a vector (immediate index).

[ST1Q](#): Scatter store quadwords.

[ST1W \(scalar plus immediate, consecutive registers\)](#): Contiguous store of words from multiple consecutive vectors (immediate index).

[ST1W \(scalar plus immediate, single register\)](#): Contiguous store words from vector (immediate index).

[ST1W \(scalar plus scalar, consecutive registers\)](#): Contiguous store of words from multiple consecutive vectors (scalar index).

[ST1W \(scalar plus scalar, single register\)](#): Contiguous store words from vector (scalar index).

[ST1W \(scalar plus vector\)](#): Scatter store words from a vector (vector index).

[ST1W \(vector plus immediate\)](#): Scatter store words from a vector (immediate index).

[ST2B \(scalar plus immediate\)](#): Contiguous store two-byte structures from two vectors (immediate index).

[ST2B \(scalar plus scalar\)](#): Contiguous store two-byte structures from two vectors (scalar index).

[ST2D \(scalar plus immediate\)](#): Contiguous store two-doubleword structures from two vectors (immediate index).

[ST2D \(scalar plus scalar\)](#): Contiguous store two-doubleword structures from two vectors (scalar index).

[ST2H \(scalar plus immediate\)](#): Contiguous store two-halfword structures from two vectors (immediate index).

[ST2H \(scalar plus scalar\)](#): Contiguous store two-halfword structures from two vectors (scalar index).

[ST2Q \(scalar plus immediate\)](#): Contiguous store two-quadword structures from two vectors (immediate index).

[ST2Q \(scalar plus scalar\)](#): Contiguous store two-quadword structures from two vectors (scalar index).

[ST2W \(scalar plus immediate\)](#): Contiguous store two-word structures from two vectors (immediate index).

[ST2W \(scalar plus scalar\)](#): Contiguous store two-word structures from two vectors (scalar index).

[ST3B \(scalar plus immediate\)](#): Contiguous store three-byte structures from three vectors (immediate index).

[ST3B \(scalar plus scalar\)](#): Contiguous store three-byte structures from three vectors (scalar index).

[ST3D \(scalar plus immediate\)](#): Contiguous store three-doubleword structures from three vectors (immediate index).

[ST3D \(scalar plus scalar\)](#): Contiguous store three-doubleword structures from three vectors (scalar index).

[ST3H \(scalar plus immediate\)](#): Contiguous store three-halfword structures from three vectors (immediate index).

[ST3H \(scalar plus scalar\)](#): Contiguous store three-halfword structures from three vectors (scalar index).

[ST3Q \(scalar plus immediate\)](#): Contiguous store three-quadword structures from three vectors (immediate index).

[ST3Q \(scalar plus scalar\)](#): Contiguous store three-quadword structures from three vectors (scalar index).

[ST3W \(scalar plus immediate\)](#): Contiguous store three-word structures from three vectors (immediate index).

[ST3W \(scalar plus scalar\)](#): Contiguous store three-word structures from three vectors (scalar index).

[ST4B \(scalar plus immediate\)](#): Contiguous store four-byte structures from four vectors (immediate index).

[ST4B \(scalar plus scalar\)](#): Contiguous store four-byte structures from four vectors (scalar index).

[ST4D \(scalar plus immediate\)](#): Contiguous store four-doubleword structures from four vectors (immediate index).

[ST4D \(scalar plus scalar\)](#): Contiguous store four-doubleword structures from four vectors (scalar index).

[ST4H \(scalar plus immediate\)](#): Contiguous store four-halfword structures from four vectors (immediate index).

[ST4H \(scalar plus scalar\)](#): Contiguous store four-halfword structures from four vectors (scalar index).

[ST4Q \(scalar plus immediate\)](#): Contiguous store four-quadword structures from four vectors (immediate index).

[ST4Q \(scalar plus scalar\)](#): Contiguous store four-quadword structures from four vectors (scalar index).

[ST4W \(scalar plus immediate\)](#): Contiguous store four-word structures from four vectors (immediate index).

[ST4W \(scalar plus scalar\)](#): Contiguous store four-word structures from four vectors (scalar index).

[STNT1B \(scalar plus immediate, consecutive registers\)](#): Contiguous store non-temporal of bytes from multiple consecutive vectors (immediate index).

[STNT1B \(scalar plus immediate, single register\)](#): Contiguous store non-temporal bytes from vector (immediate index).

[STNT1B \(scalar plus scalar, consecutive registers\)](#): Contiguous store non-temporal of bytes from multiple consecutive vectors (scalar index).

[STNT1B \(scalar plus scalar, single register\)](#): Contiguous store non-temporal bytes from vector (scalar index).

[STNT1B \(vector plus scalar\)](#): Scatter store non-temporal bytes.

[STNT1D \(scalar plus immediate, consecutive registers\)](#): Contiguous store non-temporal of doublewords from multiple consecutive vectors (immediate index).

[STNT1D \(scalar plus immediate, single register\)](#): Contiguous store non-temporal doublewords from vector (immediate index).

[STNT1D \(scalar plus scalar, consecutive registers\)](#): Contiguous store non-temporal of doublewords from multiple consecutive vectors (scalar index).

[STNT1D \(scalar plus scalar, single register\)](#): Contiguous store non-temporal doublewords from vector (scalar index).

[STNT1D \(vector plus scalar\)](#): Scatter store non-temporal doublewords.

[STNT1H \(scalar plus immediate, consecutive registers\)](#): Contiguous store non-temporal of halfwords from multiple consecutive vectors (immediate index).

[STNT1H \(scalar plus immediate, single register\)](#): Contiguous store non-temporal halfwords from vector (immediate index).

[STNT1H \(scalar plus scalar, consecutive registers\)](#): Contiguous store non-temporal of halfwords from multiple consecutive vectors (scalar index).

[STNT1H \(scalar plus scalar, single register\)](#): Contiguous store non-temporal halfwords from vector (scalar index).

[STNT1H \(vector plus scalar\)](#): Scatter store non-temporal halfwords.

[STNT1W \(scalar plus immediate, consecutive registers\)](#): Contiguous store non-temporal of words from multiple consecutive vectors (immediate index).

[STNT1W \(scalar plus immediate, single register\)](#): Contiguous store non-temporal words from vector (immediate index).

[STNT1W \(scalar plus scalar, consecutive registers\)](#): Contiguous store non-temporal of words from multiple consecutive vectors (scalar index).

[STNT1W \(scalar plus scalar, single register\)](#): Contiguous store non-temporal words from vector (scalar index).

[STNT1W \(vector plus scalar\)](#): Scatter store non-temporal words.

[STR \(predicate\)](#): Store predicate register.

[STR \(vector\)](#): Store vector register.

[SUB \(immediate\)](#): Subtract immediate (unpredicated).

[SUB \(vectors, predicated\)](#): Subtract vectors (predicated).

[SUB \(vectors, unpredicated\)](#): Subtract vectors (unpredicated).

[SUBHNB](#): Subtract narrow high part (bottom).

[SUBHNT](#): Subtract narrow high part (top).

[SUBPT \(predicated\)](#): Subtract checked pointer vectors (predicated).

[SUBPT \(unpredicated\)](#): Subtract checked pointer vectors (unpredicated).

[SUBR \(immediate\)](#): Reversed subtract from immediate (unpredicated).

[SUBR \(vectors\)](#): Reversed subtract vectors (predicated).

[SUDOT](#): Signed by unsigned 8-bit integer indexed dot product to 32-bit integer.

[SUNPKHI, SUNPKLO](#): Signed unpack and extend half of vector.

[SUQADD](#): Signed saturating addition of unsigned value.

[SXTB, SXTH, SXTW](#): Signed byte / halfword / word extend (predicated).

[TBL](#): Programmable table lookup in one or two vector table (zeroing).

[TBLQ](#): Programmable table lookup within each quadword vector segment (zeroing).

[TBX](#): Programmable table lookup in single vector table (merging).

[TBXQ](#): Programmable table lookup within each quadword vector segment (merging).

[TRN1, TRN2 \(predicates\)](#): Interleave even or odd elements from two predicates.

[TRN1, TRN2 \(vectors\)](#): Interleave even or odd elements from two vectors.

[UABA](#): Unsigned absolute difference and accumulate.

[UABALB](#): Unsigned absolute difference and accumulate long (bottom).

[UABALT](#): Unsigned absolute difference and accumulate long (top).

[UABD](#): Unsigned absolute difference (predicated).

[UABDLB](#): Unsigned absolute difference long (bottom).

[UABDLT](#): Unsigned absolute difference long (top).

[UADALP](#): Unsigned add and accumulate long pairwise.

[UADDLB](#): Unsigned add long (bottom).

[UADDLT](#): Unsigned add long (top).

[UADDV](#): Unsigned add reduction to scalar.

[UADDWB](#): Unsigned add wide (bottom).

[UADDWT](#): Unsigned add wide (top).

[UCLAMP](#): Unsigned clamp to minimum/maximum vector.

[UCVTF \(predicated\)](#): Unsigned integer convert to floating-point (predicated).

[UDIV](#): Unsigned divide (predicated).

[UDIVR](#): Unsigned reversed divide (predicated).

[UDOT \(2-way, indexed\)](#): Unsigned integer indexed dot product.

[UDOT \(2-way, vectors\)](#): Unsigned integer dot product.

[UDOT \(4-way, indexed\)](#): Unsigned integer indexed dot product.

[UDOT \(4-way, vectors\)](#): Unsigned integer dot product.

[UHADD](#): Unsigned halving addition.

[UHSUB](#): Unsigned halving subtract.

[UHSUBR](#): Unsigned halving subtract reversed vectors.

[UMAX \(immediate\)](#): Unsigned maximum with immediate (unpredicated).

[UMAX \(vectors\)](#): Unsigned maximum vectors (predicated).

[UMAXP](#): Unsigned maximum pairwise.

[UMAXQV](#): Unsigned maximum reduction of quadword vector segments.

[UMAXV](#): Unsigned maximum reduction to scalar.

[UMIN \(immediate\)](#): Unsigned minimum with immediate (unpredicated).

[UMIN \(vectors\)](#): Unsigned minimum vectors (predicated).

[UMINP](#): Unsigned minimum pairwise.

[UMINQV](#): Unsigned minimum reduction of quadword vector segments.

[UMINV](#): Unsigned minimum reduction to scalar.

[UMLALB \(indexed\)](#): Unsigned multiply-add long to accumulator (bottom, indexed).

[UMLALB \(vectors\)](#): Unsigned multiply-add long to accumulator (bottom).

[UMLALT \(indexed\)](#): Unsigned multiply-add long to accumulator (top, indexed).

[UMLALT \(vectors\)](#): Unsigned multiply-add long to accumulator (top).

[UMLSLB \(indexed\)](#): Unsigned multiply-subtract long from accumulator (bottom, indexed).

[UMLSLB \(vectors\)](#): Unsigned multiply-subtract long from accumulator (bottom).

[UMLSLT \(indexed\)](#): Unsigned multiply-subtract long from accumulator (top, indexed).

[UMLSLT \(vectors\)](#): Unsigned multiply-subtract long from accumulator (top).

[UMMLA](#): Unsigned 8-bit integer matrix multiply-accumulate to 32-bit integer.

[UMULH \(predicated\)](#): Unsigned multiply returning high half (predicated).

[UMULH \(unpredicated\)](#): Unsigned multiply returning high half (unpredicated).

[UMULLB \(indexed\)](#): Unsigned multiply long (bottom, indexed).

[UMULLB \(vectors\)](#): Unsigned multiply long (bottom).

[UMULLT \(indexed\)](#): Unsigned multiply long (top, indexed).

[UMULLT \(vectors\)](#): Unsigned multiply long (top).

[UQADD \(immediate\)](#): Unsigned saturating add immediate (unpredicated).

[UQADD \(vectors, predicated\)](#): Unsigned saturating addition (predicated).

[UQADD \(vectors, unpredicated\)](#): Unsigned saturating add vectors (unpredicated).

[UQCVTN](#): Unsigned 32-bit integer saturating extract narrow and interleave to 16-bit integer.

[UQDECB](#): Unsigned saturating decrement scalar by multiple of 8-bit predicate constraint element count.

[UQDECD \(scalar\)](#): Unsigned saturating decrement scalar by multiple of 64-bit predicate constraint element count.

[UQDECD \(vector\)](#): Unsigned saturating decrement vector by multiple of 64-bit predicate constraint element count.

[UQDECH \(scalar\)](#): Unsigned saturating decrement scalar by multiple of 16-bit predicate constraint element count.

[UQDECH \(vector\)](#): Unsigned saturating decrement vector by multiple of 16-bit predicate constraint element count.

[UQDECP \(scalar\)](#): Unsigned saturating decrement scalar by count of true predicate elements.

[UQDECP \(vector\)](#): Unsigned saturating decrement vector by count of true predicate elements.

[UQDECW \(scalar\)](#): Unsigned saturating decrement scalar by multiple of 32-bit predicate constraint element count.

[UQDECW \(vector\)](#): Unsigned saturating decrement vector by multiple of 32-bit predicate constraint element count.

[UQINCB](#): Unsigned saturating increment scalar by multiple of 8-bit predicate constraint element count.

[UQINCD \(scalar\)](#): Unsigned saturating increment scalar by multiple of 64-bit predicate constraint element count.

[UQINCD \(vector\)](#): Unsigned saturating increment vector by multiple of 64-bit predicate constraint element count.

[UQINCH \(scalar\)](#): Unsigned saturating increment scalar by multiple of 16-bit predicate constraint element count.

[UQINCH \(vector\)](#): Unsigned saturating increment vector by multiple of 16-bit predicate constraint element count.

[UQINCP \(scalar\)](#): Unsigned saturating increment scalar by count of true predicate elements.

[UQINCP \(vector\)](#): Unsigned saturating increment vector by count of true predicate elements.

[UQINCW \(scalar\)](#): Unsigned saturating increment scalar by multiple of 32-bit predicate constraint element count.

[UQINCW \(vector\)](#): Unsigned saturating increment vector by multiple of 32-bit predicate constraint element count.

[UQRSHL](#): Unsigned saturating rounding shift left by vector (predicated).

[UQRSHLR](#): Unsigned saturating rounding shift left reversed vectors (predicated).

[UQRSHRN](#): Unsigned saturating rounding shift right narrow by immediate and interleave.

[UQRSHRNB](#): Unsigned saturating rounding shift right narrow by immediate (bottom).

[UQRSHRNT](#): Unsigned saturating rounding shift right narrow by immediate (top).

[UQSHL \(immediate\)](#): Unsigned saturating shift left by immediate.

[UQSHL \(vectors\)](#): Unsigned saturating shift left by vector (predicated).

[UQSHLR](#): Unsigned saturating shift left reversed vectors (predicated).

[UQSHRNB](#): Unsigned saturating shift right narrow by immediate (bottom).

[UQSHRNT](#): Unsigned saturating shift right narrow by immediate (top).

[UQSUB \(immediate\)](#): Unsigned saturating subtract immediate (unpredicated).

[UQSUB \(vectors, predicated\)](#): Unsigned saturating subtraction (predicated).

[UQSUB \(vectors, unpredicated\)](#): Unsigned saturating subtract vectors (unpredicated).

[UQSUBR](#): Unsigned saturating subtraction reversed vectors (predicated).

[UQXTNB](#): Unsigned saturating extract narrow (bottom).

[UQXTNT](#): Unsigned saturating extract narrow (top).

[URECPE](#): Unsigned reciprocal estimate (predicated).

[URHADD](#): Unsigned rounding halving addition.

[URSHL](#): Unsigned rounding shift left by vector (predicated).

[URSHLR](#): Unsigned rounding shift left reversed vectors (predicated).

[URSHR](#): Unsigned rounding shift right by immediate.

[URSQRTE](#): Unsigned reciprocal square root estimate (predicated).

[URSRA](#): Unsigned rounding shift right and accumulate (immediate).

[USDOT \(indexed\)](#): Unsigned by signed 8-bit integer indexed dot product to 32-bit integer.

[USDOT \(vectors\)](#): Unsigned by signed 8-bit integer dot product to 32-bit integer.

[USHL LB](#): Unsigned shift left long by immediate (bottom).

[USHL LT](#): Unsigned shift left long by immediate (top).

[USMMLA](#): Unsigned by signed 8-bit integer matrix multiply-accumulate to 32-bit integer.

[USQADD](#): Unsigned saturating addition of signed value.

[USRA](#): Unsigned shift right and accumulate (immediate).

[USUBLB](#): Unsigned subtract long (bottom).

[USUBLT](#): Unsigned subtract long (top).

[USUBWB](#): Unsigned subtract wide (bottom).

[USUBWT](#): Unsigned subtract wide (top).

[UUNPKHI](#), [UUNPKLO](#): Unsigned unpack and extend half of vector.

[UXTB](#), [UXTH](#), [UXTW](#): Unsigned byte / halfword / word extend (predicated).

[UZP1](#), [UZP2 \(predicates\)](#): Concatenate even or odd elements from two predicates.

[UZP1](#), [UZP2 \(vectors\)](#): Concatenate even or odd elements from two vectors.

[UZPQ1](#): Concatenate even elements within each pair of quadword vector segments.

[UZPQ2](#): Concatenate odd elements within each pair of quadword vector segments.

[WHILEGE \(predicate as counter\)](#): While decrementing signed scalar greater than or equal to scalar (predicate-as-counter).

[WHILEGE \(predicate pair\)](#): While decrementing signed scalar greater than or equal to scalar (pair of predicates).

[WHILEGE \(predicate\)](#): While decrementing signed scalar greater than or equal to scalar.

[WHILEGT \(predicate as counter\)](#): While decrementing signed scalar greater than scalar (predicate-as-counter).

[WHILEGT \(predicate pair\)](#): While decrementing signed scalar greater than scalar (pair of predicates).

[WHILEGT \(predicate\)](#): While decrementing signed scalar greater than scalar.

[WHILEHI \(predicate as counter\)](#): While decrementing unsigned scalar higher than scalar (predicate-as-counter).

[WHILEHI \(predicate pair\)](#): While decrementing unsigned scalar higher than scalar (pair of predicates).

[WHILEHI \(predicate\)](#): While decrementing unsigned scalar higher than scalar.

[WHILEHS \(predicate as counter\)](#): While decrementing unsigned scalar higher or same as scalar (predicate-as-counter).

[WHILEHS \(predicate pair\)](#): While decrementing unsigned scalar higher or same as scalar (pair of predicates).

[WHILEHS \(predicate\)](#): While decrementing unsigned scalar higher or same as scalar.

[WHILELE \(predicate as counter\)](#): While incrementing signed scalar less than or equal to scalar (predicate-as-counter).

[WHILELE \(predicate pair\)](#): While incrementing signed scalar less than or equal to scalar (pair of predicates).

[WHILELE \(predicate\)](#): While incrementing signed scalar less than or equal to scalar.

[WHILELO \(predicate as counter\)](#): While incrementing unsigned scalar lower than scalar (predicate-as-counter).

[WHILELO \(predicate pair\)](#): While incrementing unsigned scalar lower than scalar (pair of predicates).

[WHILELO \(predicate\)](#): While incrementing unsigned scalar lower than scalar.

[WHILELS \(predicate as counter\)](#): While incrementing unsigned scalar lower or same as scalar (predicate-as-counter).

[WHILELS \(predicate pair\)](#): While incrementing unsigned scalar lower or same as scalar (pair of predicates).

[WHILELS \(predicate\)](#): While incrementing unsigned scalar lower or same as scalar.

[WHILELT \(predicate as counter\)](#): While incrementing signed scalar less than scalar (predicate-as-counter).

[WHILELT \(predicate pair\)](#): While incrementing signed scalar less than scalar (pair of predicates).

[WHILELT \(predicate\)](#): While incrementing signed scalar less than scalar.

[WHILERW](#): While free of read-after-write conflicts.

[WHILEWR](#): While free of write-after-read/write conflicts.

[WRFFR](#): Write the first-fault register.

[XAR](#): Bitwise exclusive-OR and rotate right by immediate.

[ZIP1, ZIP2 \(predicates\)](#): Interleave elements from two half predicates.

[ZIP1, ZIP2 \(vectors\)](#): Interleave elements from two half vectors.

[ZIPQ1](#): Interleave elements from low halves of each pair of quadword vector segments.

[ZIPQ2](#): Interleave elements from high halves of each pair of quadword vector segments.

Internal version only: aarchmrs v2025-03_rel, pseudocode v2025-03_rel ; Build timestamp: 2025-03-21T17:41

Copyright © 2010-2025 Arm Limited or its affiliates. All rights reserved. This document is Non-Confidential.

ABS

Absolute value (predicated)

Compute the absolute value of the signed integer in each active element of the source vector, and place the results in the corresponding elements of the destination vector. Inactive elements in the destination vector register remain unmodified or are set to zero, depending on whether merging or zeroing predication is selected.

It has encodings from 2 classes: [Merging](#) and [Zeroing](#)

Merging
(FEAT_SVE || FEAT_SME)

31	30	29	28	27	26	25	24	23	22	21	20	19	18	17	16	15	14	13	12	11	10	9	8	7	6	5	4	3	2	1	0
0	0	0	0	0	1	0	0	size	0	1	0	1	1	0	1	0	1	Pg			Zn			Zd							
M											opc																				

Encoding

ABS <Zd>.<T>, <Pg>/M, <Zn>.<T>

Decode for this encoding

```
if !IsFeatureImplemented(FEAT_SVE) && !IsFeatureImplemented(FEAT_SME) then
    EndOfDecode(Decode_UNDEF);
constant integer esize = 8 << UInt(size);
constant integer g = UInt(Pg);
constant integer n = UInt(Zn);
constant integer d = UInt(Zd);
constant boolean merging = TRUE;
```

Zeroing
(FEAT_SVE2p2 || FEAT_SME2p2)

31	30	29	28	27	26	25	24	23	22	21	20	19	18	17	16	15	14	13	12	11	10	9	8	7	6	5	4	3	2	1	0
0	0	0	0	0	1	0	0	size	0	0	0	1	1	0	1	0	1	Pg			Zn			Zd							
M											opc																				

Encoding

ABS <Zd>.<T>, <Pg>/Z, <Zn>.<T>

Decode for this encoding

```
if !IsFeatureImplemented(FEAT_SVE2p2) && !IsFeatureImplemented(FEAT_SME2p2) then
    EndOfDecode(Decode_UNDEF);
constant integer esize = 8 << UInt(size);
constant integer g = UInt(Pg);
constant integer n = UInt(Zn);
constant integer d = UInt(Zd);
constant boolean merging = FALSE;
```

Assembler Symbols

- <Zd> Is the name of the destination scalable vector register, encoded in the "Zd" field.
- <T> Is the size specifier, encoded in “size”:

size	<T>
00	B
01	H
10	S
11	D

<Pg> Is the name of the governing scalable predicate register P0-P7, encoded in the "Pg" field.

<Zn> Is the name of the source scalable vector register, encoded in the "Zn" field.

Operation

```

CheckSVEEnabled();
constant integer VL = CurrentVL;
constant integer PL = VL DIV 8;
constant integer elements = VL DIV esize;
constant bits(PL) mask = P[g, PL];
constant bits(VL) operand = if AnyActiveElement(mask, esize) then Z[n, VL] else Zeros(VL);
bits(VL) result = if merging then Z[d, VL] else Zeros(VL);

for e = 0 to elements-1
    if ActivePredicateElement(mask, e, esize) then
        integer element = SInt(Elem[operand, e, esize]);
        element = Abs(element);
        Elem[result, e, esize] = element<esize-1:0>;

Z[d, VL] = result;

```

Operational information

If PSTATE.DIT is 1:

- The execution time of this instruction is independent of:
 - The values of the data supplied in any of its operand registers when its governing predicate register contains the same value for each execution.
 - The values of the NZCV flags.
- The response of this instruction to asynchronous exceptions does not vary based on:
 - The values of the data supplied in any of its operand registers when its governing predicate register contains the same value for each execution.
 - The values of the NZCV flags.

The merging variant of this instruction might be immediately preceded in program order by a MOVPRFX instruction. The MOVPRFX must conform to all of the following requirements, otherwise the behavior of the MOVPRFX and the merging variant of this instruction is CONSTRAINED UNPREDICTABLE:

- The MOVPRFX can be predicated or unpredicated.
- A predicated MOVPRFX must use the same governing predicate register as the merging variant this instruction.
- A predicated MOVPRFX must use the larger of the destination element size and first source element size in the preferred disassembly of the merging variant of this instruction.
- The MOVPRFX must specify the same destination register as the merging variant of this instruction.
- The destination register must not refer to architectural register state referenced by any other source operand register of the merging variant of this instruction.

Internal version only: aarchmrs v2025-03_rel, pseudocode v2025-03_rel ; Build timestamp: 2025-03-21T17:41

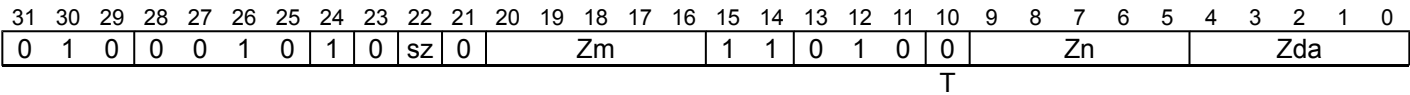
Copyright © 2010-2025 Arm Limited or its affiliates. All rights reserved. This document is Non-Confidential.

ADCLB

Add with carry long (bottom)

Add the even-numbered elements of the first source vector and the 1-bit carry from the least-significant bit of the odd-numbered elements of the second source vector to the even-numbered elements of the destination and accumulator vector. The 1-bit carry output is placed in the corresponding odd-numbered element of the destination vector.

SVE2
(FEAT_SVE2 || FEAT_SME)



Encoding

ADCLB <Zda>.<T>, <Zn>.<T>, <Zm>.<T>

Decode for this encoding

```
if !IsFeatureImplemented(FEAT_SVE2) && !IsFeatureImplemented(FEAT_SME) then
    EndOfDecode(Decode_UNDEF);
constant integer esize = 32 << UInt(sz);
constant integer n = UInt(Zn);
constant integer m = UInt(Zm);
constant integer da = UInt(Zda);
```

Assembler Symbols

<Zda> Is the name of the third source and destination scalable vector register, encoded in the "Zda" field.

<T> Is the size specifier, encoded in "sz":

sz	<T>
0	S
1	D

<Zn> Is the name of the first source scalable vector register, encoded in the "Zn" field.

<Zm> Is the name of the second source scalable vector register, encoded in the "Zm" field.

Operation

```
CheckSVEEnabled();
constant integer VL = CurrentVL;
constant integer pairs = VL DIV (esize * 2);
constant bits(VL) operand = Z[n, VL];
constant bits(VL) carries = Z[m, VL];
bits(VL) result = Z[da, VL];

for p = 0 to pairs-1
    constant bits(esize) element1 = Elem[result, 2*p + 0, esize];
    constant bits(esize) element2 = Elem[operand, 2*p + 0, esize];
    constant bit carry_in = Elem[carries, 2*p + 1, esize]<0>;

    constant (res, nzcvc) = AddWithCarry(element1, element2, carry_in);
    constant bit carry_out = nzcvc<1>;

    Elem[result, 2*p + 0, esize] = res;
    Elem[result, 2*p + 1, esize] = ZeroExtend(carry_out, esize);

Z[da, VL] = result;
```

Operational information

If PSTATE.DIT is 1:

- The execution time of this instruction is independent of:
 - The values of the data supplied in any of its registers.
 - The values of the NZCV flags.
- The response of this instruction to asynchronous exceptions does not vary based on:
 - The values of the data supplied in any of its registers.
 - The values of the NZCV flags.

This instruction might be immediately preceded in program order by a MOVPRFX instruction. The MOVPRFX must conform to all of the following requirements, otherwise the behavior of the MOVPRFX and this instruction is CONSTRAINED UNPREDICTABLE:

- The MOVPRFX must be unpredicated.
- The MOVPRFX must specify the same destination register as this instruction.
- The destination register must not refer to architectural register state referenced by any other source operand register of this instruction.

Internal version only: aarchmrs v2025-03_rel, pseudocode v2025-03_rel ; Build timestamp: 2025-03-21T17:41

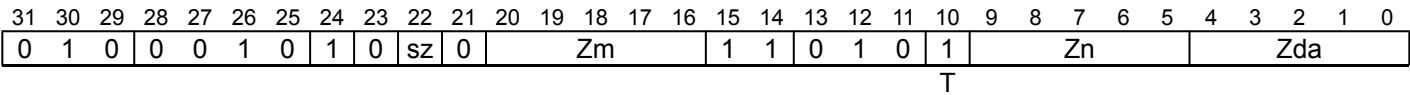
Copyright © 2010-2025 Arm Limited or its affiliates. All rights reserved. This document is Non-Confidential.

ADCLT

Add with carry long (top)

Add the odd-numbered elements of the first source vector and the 1-bit carry from the least-significant bit of the odd-numbered elements of the second source vector to the even-numbered elements of the destination and accumulator vector. The 1-bit carry output is placed in the corresponding odd-numbered element of the destination vector.

SVE2
(FEAT_SVE2 || FEAT_SME)



Encoding

ADCLT <Zda>.<T>, <Zn>.<T>, <Zm>.<T>

Decode for this encoding

```
if !IsFeatureImplemented(FEAT_SVE2) && !IsFeatureImplemented(FEAT_SME) then
    EndOfDecode(Decode_UNDEF);
constant integer esize = 32 << UInt(sz);
constant integer n = UInt(Zn);
constant integer m = UInt(Zm);
constant integer da = UInt(Zda);
```

Assembler Symbols

<Zda> Is the name of the third source and destination scalable vector register, encoded in the "Zda" field.

<T> Is the size specifier, encoded in “sz”:

sz	<T>
0	S
1	D

<Zn> Is the name of the first source scalable vector register, encoded in the "Zn" field.

<Zm> Is the name of the second source scalable vector register, encoded in the "Zm" field.

Operation

```
CheckSVEEnabled();
constant integer VL = CurrentVL;
constant integer pairs = VL DIV (esize * 2);
constant bits(VL) operand = Z[n, VL];
constant bits(VL) carries = Z[m, VL];
bits(VL) result = Z[da, VL];

for p = 0 to pairs-1
    constant bits(esize) element1 = Elem[result, 2*p + 0, esize];
    constant bits(esize) element2 = Elem[operand, 2*p + 1, esize];
    constant bit carry_in = Elem[carries, 2*p + 1, esize]<0>;

    constant (res, nzcvc) = AddWithCarry(element1, element2, carry_in);
    constant bit carry_out = nzcvc<1>;

    Elem[result, 2*p + 0, esize] = res;
    Elem[result, 2*p + 1, esize] = ZeroExtend(carry_out, esize);

Z[da, VL] = result;
```

Operational information

If PSTATE.DIT is 1:

- The execution time of this instruction is independent of:
 - The values of the data supplied in any of its registers.
 - The values of the NZCV flags.
- The response of this instruction to asynchronous exceptions does not vary based on:
 - The values of the data supplied in any of its registers.
 - The values of the NZCV flags.

This instruction might be immediately preceded in program order by a MOVPRFX instruction. The MOVPRFX must conform to all of the following requirements, otherwise the behavior of the MOVPRFX and this instruction is CONSTRAINED UNPREDICTABLE:

- The MOVPRFX must be unpredicated.
- The MOVPRFX must specify the same destination register as this instruction.
- The destination register must not refer to architectural register state referenced by any other source operand register of this instruction.

Internal version only: aarchmrs v2025-03_rel, pseudocode v2025-03_rel ; Build timestamp: 2025-03-21T17:41

Copyright © 2010-2025 Arm Limited or its affiliates. All rights reserved. This document is Non-Confidential.

ADD (immediate)

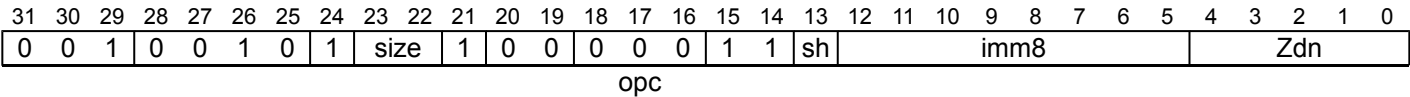
Add immediate (unpredicated)

Add an unsigned immediate to each element of the source vector, and destructively place the results in the corresponding elements of the source vector. This instruction is unpredicated.

The immediate is an unsigned value in the range 0 to 255, and for element widths of 16 bits or higher it may also be a positive multiple of 256 in the range 256 to 65280.

The immediate is encoded in 8 bits with an optional left shift by 8. The preferred disassembly when the shift option is specified is "#<uimm8>, LSL #8". However an assembler and disassembler may also allow use of the shifted 16-bit value unless the immediate is 0 and the shift amount is 8, which must be unambiguously described as "#0, LSL #8".

SVE (FEAT_SVE || FEAT_SME)



Encoding

ADD <Zdn>.<T>, <Zdn>.<T>, #<imm>{, <shift>}

Decode for this encoding

```
if !IsFeatureImplemented(FEAT_SVE) && !IsFeatureImplemented(FEAT_SME) then
    EndOfDecode(Decode_UNDEF);
if size:sh == '001' then EndOfDecode(Decode_UNDEF);
constant integer esize = 8 << UInt(size);
constant integer dn = UInt(Zdn);
integer imm = UInt(imm8);
if sh == '1' then imm = imm << 8;
```

Assembler Symbols

<Zdn> Is the name of the source and destination scalable vector register, encoded in the "Zdn" field.

<T> Is the size specifier, encoded in "size":

size	<T>
00	B
01	H
10	S
11	D

<imm> Is an unsigned immediate in the range 0 to 255, encoded in the "imm8" field.

<shift> Is the optional left shift to apply to the immediate, defaulting to LSL #0 and encoded in "sh":

sh	<shift>
0	LSL #0
1	LSL #8

Operation

```
CheckSVEEnabled();
constant integer VL = CurrentVL;
constant integer elements = VL DIV esize;
constant bits(VL) operand1 = Z[dn, VL];
bits(VL) result;

for e = 0 to elements-1
    constant bits(esize) element1 = Elem[operand1, e, esize];
    Elem[result, e, esize] = element1 + imm;

Z[dn, VL] = result;
```

Operational information

If PSTATE.DIT is 1:

- The execution time of this instruction is independent of:
 - The values of the data supplied in any of its registers.
 - The values of the NZCV flags.
- The response of this instruction to asynchronous exceptions does not vary based on:
 - The values of the data supplied in any of its registers.
 - The values of the NZCV flags.

This instruction might be immediately preceded in program order by a MOVPRFX instruction. The MOVPRFX must conform to all of the following requirements, otherwise the behavior of the MOVPRFX and this instruction is CONSTRAINED UNPREDICTABLE:

- The MOVPRFX must be unpredicated.
- The MOVPRFX must specify the same destination register as this instruction.
- The destination register must not refer to architectural register state referenced by any other source operand register of this instruction.

Internal version only: aarchmrs v2025-03_rel, pseudocode v2025-03_rel ; Build timestamp: 2025-03-21T17:41

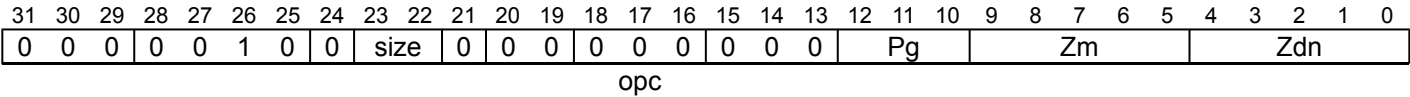
Copyright © 2010-2025 Arm Limited or its affiliates. All rights reserved. This document is Non-Confidential.

ADD (vectors, predicated)

Add vectors (predicated)

Add active elements of the second source vector to corresponding elements of the first source vector and destructively place the results in the corresponding elements of the first source vector. Inactive elements in the destination vector register remain unmodified.

SVE (FEAT_SVE || FEAT_SME)



Encoding

ADD <Zdn>.<T>, <Pg>/M, <Zdn>.<T>, <Zm>.<T>

Decode for this encoding

```
if !IsFeatureImplemented(FEAT_SVE) && !IsFeatureImplemented(FEAT_SME) then
    EndOfDecode(Decode_UNDEF);
constant integer esize = 8 << UInt(size);
constant integer g = UInt(Pg);
constant integer dn = UInt(Zdn);
constant integer m = UInt(Zm);
```

Assembler Symbols

<Zdn> Is the name of the first source and destination scalable vector register, encoded in the "Zdn" field.

<T> Is the size specifier, encoded in "size":

size	<T>
00	B
01	H
10	S
11	D

<Pg> Is the name of the governing scalable predicate register P0-P7, encoded in the "Pg" field.

<Zm> Is the name of the second source scalable vector register, encoded in the "Zm" field.

Operation

```
CheckSVEEnabled();
constant integer VL = CurrentVL;
constant integer PL = VL DIV 8;
constant integer elements = VL DIV esize;
constant bits(PL) mask = P[g, PL];
constant bits(VL) operand1 = Z[dn, VL];
constant bits(VL) operand2 = if AnyActiveElement(mask, esize) then Z[m, VL] else Zeros(VL);
bits(VL) result;

for e = 0 to elements-1
    constant bits(esize) element1 = Elem[operand1, e, esize];
    constant bits(esize) element2 = Elem[operand2, e, esize];
    if ActivePredicateElement(mask, e, esize) then
        Elem[result, e, esize] = element1 + element2;
    else
        Elem[result, e, esize] = Elem[operand1, e, esize];

Z[dn, VL] = result;
```

Operational information

If PSTATE.DIT is 1:

- The execution time of this instruction is independent of:
 - The values of the data supplied in any of its operand registers when its governing predicate register contains the same value for each execution.
 - The values of the NZCV flags.
- The response of this instruction to asynchronous exceptions does not vary based on:
 - The values of the data supplied in any of its operand registers when its governing predicate register contains the same value for each execution.
 - The values of the NZCV flags.

This instruction might be immediately preceded in program order by a MOVPRFX instruction. The MOVPRFX must conform to all of the following requirements, otherwise the behavior of the MOVPRFX and this instruction is CONSTRAINED UNPREDICTABLE:

- The MOVPRFX can be predicated or unpredicated.
- A predicated MOVPRFX must use the same governing predicate register as this instruction.
- A predicated MOVPRFX must use the larger of the destination element size and first source element size in the preferred disassembly of this instruction.
- The MOVPRFX must specify the same destination register as this instruction.
- The destination register must not refer to architectural register state referenced by any other source operand register of this instruction.

Internal version only: aarchmrs v2025-03_rel, pseudocode v2025-03_rel ; Build timestamp: 2025-03-21T17:41

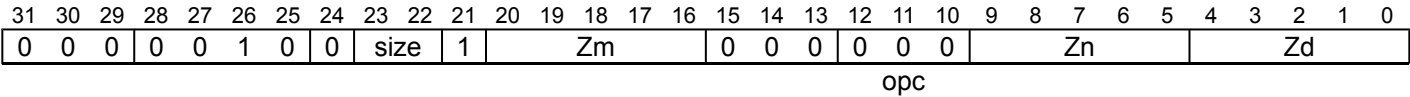
Copyright © 2010-2025 Arm Limited or its affiliates. All rights reserved. This document is Non-Confidential.

ADD (vectors, unpredicated)

Add vectors (unpredicated)

Add all elements of the second source vector to corresponding elements of the first source vector and place the results in the corresponding elements of the destination vector. This instruction is unpredicated.

SVE
(FEAT_SVE || FEAT_SME)



Encoding

ADD <Zd>.<T>, <Zn>.<T>, <Zm>.<T>

Decode for this encoding

```
if !IsFeatureImplemented(FEAT_SVE) && !IsFeatureImplemented(FEAT_SME) then
    EndOfDecode(Decode_UNDEF);
constant integer esize = 8 << UInt(size);
constant integer n = UInt(Zn);
constant integer m = UInt(Zm);
constant integer d = UInt(Zd);
```

Assembler Symbols

<Zd> Is the name of the destination scalable vector register, encoded in the "Zd" field.

<T> Is the size specifier, encoded in "size":

size	<T>
00	B
01	H
10	S
11	D

<Zn> Is the name of the first source scalable vector register, encoded in the "Zn" field.

<Zm> Is the name of the second source scalable vector register, encoded in the "Zm" field.

Operation

```
CheckSVEEnabled();
constant integer VL = CurrentVL;
constant integer elements = VL DIV esize;
constant bits(VL) operand1 = Z[n, VL];
constant bits(VL) operand2 = Z[m, VL];
bits(VL) result;

for e = 0 to elements-1
    constant bits(esize) element1 = Elem[operand1, e, esize];
    constant bits(esize) element2 = Elem[operand2, e, esize];
    Elem[result, e, esize] = element1 + element2;

Z[d, VL] = result;
```

Operational information

If PSTATE.DIT is 1:

- The execution time of this instruction is independent of:
 - The values of the data supplied in any of its registers.
 - The values of the NZCV flags.
- The response of this instruction to asynchronous exceptions does not vary based on:
 - The values of the data supplied in any of its registers.
 - The values of the NZCV flags.

Internal version only: aarchmrs v2025-03_rel, pseudocode v2025-03_rel ; Build timestamp: 2025-03-21T17:41

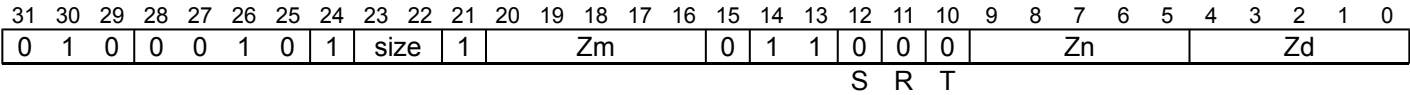
Copyright © 2010-2025 Arm Limited or its affiliates. All rights reserved. This document is Non-Confidential.

ADDHNB

Add narrow high part (bottom)

Add each vector element of the first source vector to the corresponding vector element of the second source vector, and place the most significant half of the result in the even-numbered half-width destination elements, while setting the odd-numbered elements to zero. This instruction is unpredicated.

SVE2
(FEAT_SVE2 || FEAT_SME)



Encoding

ADDHNB <Zd>.<T>, <Zn>.<Tb>, <Zm>.<Tb>

Decode for this encoding

```
if !IsFeatureImplemented(FEAT_SVE2) && !IsFeatureImplemented(FEAT_SME) then
    EndOfDecode(Decode_UNDEF);
if size == '00' then EndOfDecode(Decode_UNDEF);
constant integer esize = 8 << UInt(size);
constant integer n = UInt(Zn);
constant integer m = UInt(Zm);
constant integer d = UInt(Zd);
```

Assembler Symbols

<Zd> Is the name of the destination scalable vector register, encoded in the "Zd" field.

<T> Is the size specifier, encoded in “size”:

size	<T>
00	RESERVED
01	B
10	H
11	S

<Zn> Is the name of the first source scalable vector register, encoded in the "Zn" field.

<Tb> Is the size specifier, encoded in “size”:

size	<Tb>
00	RESERVED
01	H
10	S
11	D

<Zm> Is the name of the second source scalable vector register, encoded in the "Zm" field.

Operation

```
CheckSVEEnabled();
constant integer VL = CurrentVL;
constant integer elements = VL DIV esize;
constant bits(VL) operand1 = Z[n, VL];
constant bits(VL) operand2 = Z[m, VL];
bits(VL) result;
constant integer halfesize = esize DIV 2;

for e = 0 to elements-1
    constant integer element1 = UInt(Elem[operand1, e, esize]);
    constant integer element2 = UInt(Elem[operand2, e, esize]);
    constant integer res = (element1 + element2) >> halfesize;
    Elem[result, 2*e + 0, halfesize] = res<halfesize-1:0>;
    Elem[result, 2*e + 1, halfesize] = Zeros(halfesize);

Z[d, VL] = result;
```

Operational information

If PSTATE.DIT is 1:

- The execution time of this instruction is independent of:
 - The values of the data supplied in any of its registers.
 - The values of the NZCV flags.
- The response of this instruction to asynchronous exceptions does not vary based on:
 - The values of the data supplied in any of its registers.
 - The values of the NZCV flags.

Internal version only: aarchmrs v2025-03_rel, pseudocode v2025-03_rel ; Build timestamp: 2025-03-21T17:41

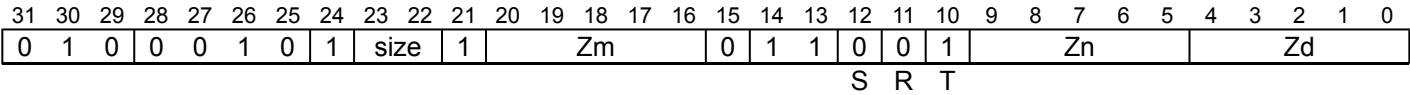
Copyright © 2010-2025 Arm Limited or its affiliates. All rights reserved. This document is Non-Confidential.

ADDHNT

Add narrow high part (top)

Add each vector element of the first source vector to the corresponding vector element of the second source vector, and place the most significant half of the result in the odd-numbered half-width destination elements, leaving the even-numbered elements unchanged. This instruction is unpredicated.

SVE2
(FEAT_SVE2 || FEAT_SME)



Encoding

ADDHNT <Zd>.<T>, <Zn>.<Tb>, <Zm>.<Tb>

Decode for this encoding

```
if !IsFeatureImplemented(FEAT_SVE2) && !IsFeatureImplemented(FEAT_SME) then
    EndOfDecode(Decode_UNDEF);
if size == '00' then EndOfDecode(Decode_UNDEF);
constant integer esize = 8 << UInt(size);
constant integer n = UInt(Zn);
constant integer m = UInt(Zm);
constant integer d = UInt(Zd);
```

Assembler Symbols

<Zd> Is the name of the destination scalable vector register, encoded in the "Zd" field.

<T> Is the size specifier, encoded in “size”:

size	<T>
00	RESERVED
01	B
10	H
11	S

<Zn> Is the name of the first source scalable vector register, encoded in the "Zn" field.

<Tb> Is the size specifier, encoded in “size”:

size	<Tb>
00	RESERVED
01	H
10	S
11	D

<Zm> Is the name of the second source scalable vector register, encoded in the "Zm" field.

Operation

```
CheckSVEEnabled();
constant integer VL = CurrentVL;
constant integer elements = VL DIV esize;
constant bits(VL) operand1 = Z[n, VL];
constant bits(VL) operand2 = Z[m, VL];
bits(VL) result = Z[d, VL];
constant integer halfesize = esize DIV 2;

for e = 0 to elements-1
    constant integer element1 = UInt(Elem[operand1, e, esize]);
    constant integer element2 = UInt(Elem[operand2, e, esize]);
    constant integer res = (element1 + element2) >> halfesize;
    Elem[result, 2*e + 1, halfesize] = res<halfesize-1:0>;

Z[d, VL] = result;
```

Operational information

If PSTATE.DIT is 1:

- The execution time of this instruction is independent of:
 - The values of the data supplied in any of its registers.
 - The values of the NZCV flags.
- The response of this instruction to asynchronous exceptions does not vary based on:
 - The values of the data supplied in any of its registers.
 - The values of the NZCV flags.

Internal version only: aarchmrs v2025-03_rel, pseudocode v2025-03_rel ; Build timestamp: 2025-03-21T17:41

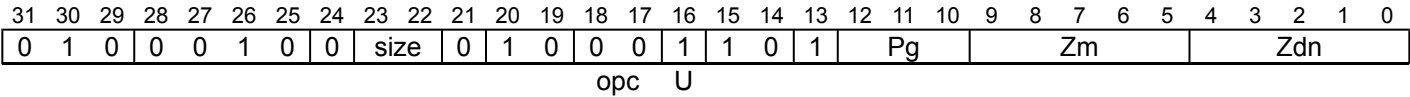
Copyright © 2010-2025 Arm Limited or its affiliates. All rights reserved. This document is Non-Confidential.

ADDP

Add pairwise

This instruction adds pairs of adjacent elements within each source vector, and destructively places the interleaved results in the first source vector.

SVE2
(FEAT_SVE2 || FEAT_SME)



Encoding

ADDP <Zdn>.<T>, <Pg>/M, <Zdn>.<T>, <Zm>.<T>

Decode for this encoding

```
if !IsFeatureImplemented(FEAT_SVE2) && !IsFeatureImplemented(FEAT_SME) then
    EndOfDecode(Decode_UNDEF);
constant integer esize = 8 << UInt(size);
constant integer g = UInt(Pg);
constant integer m = UInt(Zm);
constant integer dn = UInt(Zdn);
```

Assembler Symbols

<Zdn> Is the name of the first source and destination scalable vector register, encoded in the "Zdn" field.

<T> Is the size specifier, encoded in "size":

size	<T>
00	B
01	H
10	S
11	D

<Pg> Is the name of the governing scalable predicate register P0-P7, encoded in the "Pg" field.

<Zm> Is the name of the second source scalable vector register, encoded in the "Zm" field.

Operation

```
CheckSVEEnabled();
constant integer VL = CurrentVL;
constant integer PL = VL DIV 8;
constant integer elements = VL DIV esize;
constant bits(PL) mask = P[g, PL];
constant bits(VL) operand1 = Z[dn, VL];
constant bits(VL) operand2 = if AnyActiveElement(mask, esize) then Z[m, VL] else Zeros(VL);
bits(VL) result;
integer element1;
integer element2;

for e = 0 to elements-1
    if !ActivePredicateElement(mask, e, esize) then
        Elem[result, e, esize] = Elem[operand1, e, esize];
    else
        if IsEven(e) then
            element1 = UInt(Elem[operand1, e + 0, esize]);
            element2 = UInt(Elem[operand1, e + 1, esize]);
        else
            element1 = UInt(Elem[operand2, e - 1, esize]);
            element2 = UInt(Elem[operand2, e + 0, esize]);
        constant integer res = element1 + element2;
        Elem[result, e, esize] = res<esize-1:0>;
Z[dn, VL] = result;
```

Operational information

If PSTATE.DIT is 1:

- The execution time of this instruction is independent of:
 - The values of the data supplied in any of its operand registers when its governing predicate register contains the same value for each execution.
 - The values of the NZCV flags.
- The response of this instruction to asynchronous exceptions does not vary based on:
 - The values of the data supplied in any of its operand registers when its governing predicate register contains the same value for each execution.
 - The values of the NZCV flags.

This instruction might be immediately preceded in program order by a MOVPRFX instruction. The MOVPRFX must conform to all of the following requirements, otherwise the behavior of the MOVPRFX and this instruction is CONSTRAINED UNPREDICTABLE:

- The MOVPRFX must be unpredicated.
- The MOVPRFX must specify the same destination register as this instruction.
- The destination register must not refer to architectural register state referenced by any other source operand register of this instruction.

Internal version only: aarchmrs v2025-03_rel, pseudocode v2025-03_rel ; Build timestamp: 2025-03-21T17:41

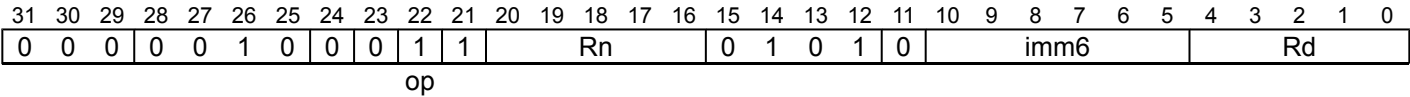
Copyright © 2010-2025 Arm Limited or its affiliates. All rights reserved. This document is Non-Confidential.

ADDPL

Add multiple of predicate register size to scalar register

Add the current predicate register size in bytes multiplied by an immediate in the range -32 to 31 to the 64-bit source general-purpose register or current stack pointer and place the result in the 64-bit destination general-purpose register or current stack pointer.

SVE (FEAT_SVE || FEAT_SME)



Encoding

ADDPL <Xd|SP>, <Xn|SP>, #<imm>

Decode for this encoding

```
if !IsFeatureImplemented(FEAT_SVE) && !IsFeatureImplemented(FEAT_SME) then
    EndOfDecode(Decode_UNDEF);
constant integer n = UInt(Rn);
constant integer d = UInt(Rd);
constant integer imm = SInt(imm6);
```

Assembler Symbols

- <Xd|SP> Is the 64-bit name of the destination general-purpose register or stack pointer, encoded in the "Rd" field.
- <Xn|SP> Is the 64-bit name of the source general-purpose register or stack pointer, encoded in the "Rn" field.
- <imm> Is the signed immediate operand, in the range -32 to 31, encoded in the "imm6" field.

Operation

```
CheckSVEEnabled();
constant integer VL = CurrentVL;
constant integer PL = VL DIV 8;
constant bits(64) operand1 = if n == 31 then SP[64] else X[n, 64];
constant bits(64) result = operand1 + (imm * (PL DIV 8));

if d == 31 then
    SP[64] = result;
else
    X[d, 64] = result;
```

Operational information

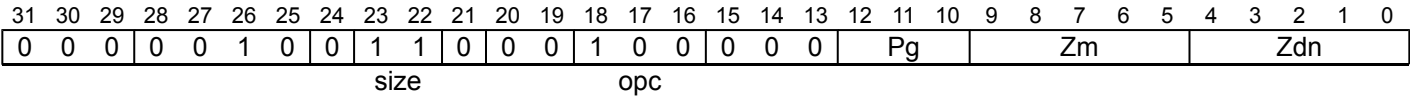
- If PSTATE.DIT is 1:
- The execution time of this instruction is independent of:
 - The values of the data supplied in any of its registers.
 - The values of the NZCV flags.
 - The response of this instruction to asynchronous exceptions does not vary based on:
 - The values of the data supplied in any of its registers.
 - The values of the NZCV flags.

ADDPT (predicated)

Add checked pointer vectors (predicated)

Add with pointer check active elements of the second source vector to corresponding elements of the first source vector and destructively place the results in the corresponding elements of the first source vector. Inactive elements in the destination vector register remain unmodified.
This instruction is illegal when executed in Streaming SVE mode, unless FEAT_SME_FA64 is implemented and enabled.

SVE2 (FEAT_SVE && FEAT_CPA)



Encoding

ADDPT <Zdn>.D, <Pg>/M, <Zdn>.D, <Zm>.D

Decode for this encoding

```
if !IsFeatureImplemented(FEAT_SVE) || !IsFeatureImplemented(FEAT_CPA) then
    EndOfDecode(Decode_UNDEF);
constant integer g = UInt(Pg);
constant integer dn = UInt(Zdn);
constant integer m = UInt(Zm);
```

Assembler Symbols

- <Zdn> Is the name of the first source and destination scalable vector register, encoded in the "Zdn" field.
- <Pg> Is the name of the governing scalable predicate register P0-P7, encoded in the "Pg" field.
- <Zm> Is the name of the second source scalable vector register, encoded in the "Zm" field.

Operation

```
CheckNonStreamingSVEEnabled();
constant integer VL = CurrentVL;
constant integer PL = VL DIV 8;
constant integer elements = VL DIV 64;
constant bits(PL) mask = P[g, PL];
constant bits(VL) operand1 = Z[dn, VL];
constant bits(VL) operand2 = if AnyActiveElement(mask, 64) then Z[m, VL] else Zeros(VL);
bits(VL) result;

for e = 0 to elements-1
    constant bits(64) element1 = Elem[operand1, e, 64];
    constant bits(64) element2 = Elem[operand2, e, 64];
    if ActivePredicateElement(mask, e, 64) then
        constant bits(64) res = element1 + element2;
        Elem[result, e, 64] = PointerAddCheck(res, element1);
    else
        Elem[result, e, 64] = Elem[operand1, e, 64];

Z[dn, VL] = result;
```

Operational information

This instruction might be immediately preceded in program order by a MOVPRFX instruction. The MOVPRFX must conform to all of the following requirements, otherwise the behavior of the MOVPRFX and this instruction is CONSTRAINED UNPREDICTABLE:

- The MOVPRFX can be predicated or unpredicated.

- A predicated `MOVPRFX` must use the same governing predicate register as this instruction.
- A predicated `MOVPRFX` must use the larger of the destination element size and first source element size in the preferred disassembly of this instruction.
- The `MOVPRFX` must specify the same destination register as this instruction.
- The destination register must not refer to architectural register state referenced by any other source operand register of this instruction.

Internal version only: aarchmrs v2025-03_rel, pseudocode v2025-03_rel ; Build timestamp: 2025-03-21T17:41

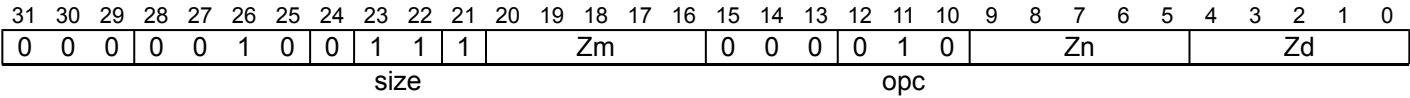
Copyright © 2010-2025 Arm Limited or its affiliates. All rights reserved. This document is Non-Confidential.

ADDPT (unpredicated)

Add checked pointer vectors (unpredicated)

Add with pointer check all elements of the second source vector to corresponding elements of the first source vector and place the results in the corresponding elements of the destination vector. This instruction is unpredicated.
This instruction is illegal when executed in Streaming SVE mode, unless FEAT_SME_FA64 is implemented and enabled.

SVE2 (FEAT_SVE && FEAT_CPA)



Encoding

ADDPT <Zd>.D, <Zn>.D, <Zm>.D

Decode for this encoding

```
if !IsFeatureImplemented(FEAT_SVE) || !IsFeatureImplemented(FEAT_CPA) then
    EndOfDecode(Decode_UNDEF);
constant integer n = UInt(Zn);
constant integer m = UInt(Zm);
constant integer d = UInt(Zd);
```

Assembler Symbols

- <Zd> Is the name of the destination scalable vector register, encoded in the "Zd" field.
- <Zn> Is the name of the first source scalable vector register, encoded in the "Zn" field.
- <Zm> Is the name of the second source scalable vector register, encoded in the "Zm" field.

Operation

```
CheckNonStreamingSVEEnabled();
constant integer VL = CurrentVL;
constant integer elements = VL DIV 64;
constant bits(VL) operand1 = Z[n, VL];
constant bits(VL) operand2 = Z[m, VL];
bits(VL) result;

for e = 0 to elements-1
    constant bits(64) element1 = Elem[operand1, e, 64];
    constant bits(64) element2 = Elem[operand2, e, 64];
    constant bits(64) res = element1 + element2;
    Elem[result, e, 64] = PointerAddCheck(res, element1);

Z[d, VL] = result;
```

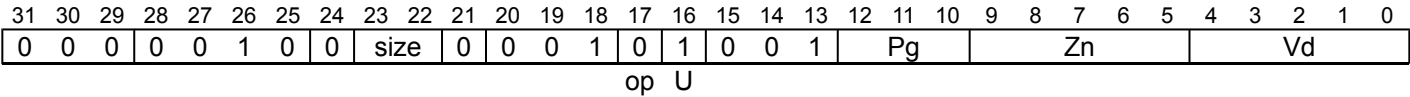
ADDQV

Add reduction of quadword vector segments

Addition of the same element numbers from each 128-bit source vector segment, placing each result into the corresponding element number of the 128-bit SIMD&FP destination register. Inactive elements in the source vector are treated as zero.

SVE2

(FEAT_SVE2p1 || FEAT_SME2p1)



Encoding

ADDQV <Vd>.<T>, <Pg>, <Zn>.<Tb>

Decode for this encoding

```
if !IsFeatureImplemented(FEAT_SVE2p1) && !IsFeatureImplemented(FEAT_SME2p1) then
    EndOfDecode(Decode_UNDEF);
constant integer esize = 8 << UInt(size);
constant integer g = UInt(Pg);
constant integer n = UInt(Zn);
constant integer d = UInt(Vd);
constant boolean unsigned = TRUE;
```

Assembler Symbols

<Vd> Is the name of the destination SIMD&FP register, encoded in the "Vd" field.

<T> Is an arrangement specifier, encoded in “size”:

size	<T>
00	16B
01	8H
10	4S
11	2D

<Pg> Is the name of the governing scalable predicate register P0-P7, encoded in the "Pg" field.

<Zn> Is the name of the source scalable vector register, encoded in the "Zn" field.

<Tb> Is the size specifier, encoded in “size”:

size	<Tb>
00	B
01	H
10	S
11	D

Operation

```
CheckSVEEnabled();
constant integer VL = CurrentVL;
constant integer PL = VL DIV 8;
constant integer segments = VL DIV 128;
constant integer elemperssegment = 128 DIV esize;
constant bits(PL) mask = P[g, PL];
constant bits(VL) operand = if AnyActiveElement(mask, esize) then Z[n, VL] else Zeros(VL);
bits(128) result = Zeros(128);
bits(128) stmp = Zeros(128);

integer dtmp;

for e = 0 to elemperssegment-1
    dtmp = 0;
    for s = 0 to segments-1
        if ActivePredicateElement(mask, s * elemperssegment + e, esize) then
            stmp = Elem[operand, s, 128];
            dtmp = dtmp + UInt(Elem[stmp, e, esize]);
        Elem[result, e, esize] = dtmp<esize-1:0>;

V[d, 128] = result;
```

Operational information

If PSTATE.DIT is 1:

- The execution time of this instruction is independent of:
 - The values of the data supplied in any of its operand registers when its governing predicate register contains the same value for each execution.
 - The values of the NZCV flags.
- The response of this instruction to asynchronous exceptions does not vary based on:
 - The values of the data supplied in any of its operand registers when its governing predicate register contains the same value for each execution.
 - The values of the NZCV flags.

Internal version only: aarchmrs v2025-03_rel, pseudocode v2025-03_rel ; Build timestamp: 2025-03-21T17:41

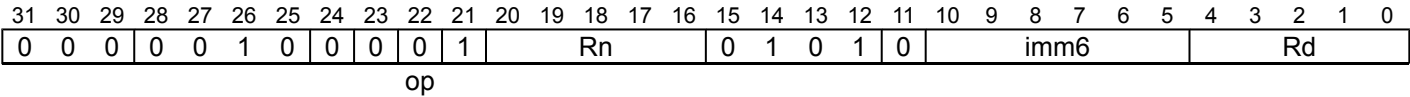
Copyright © 2010-2025 Arm Limited or its affiliates. All rights reserved. This document is Non-Confidential.

ADDVL

Add multiple of vector register size to scalar register

Add the current vector register size in bytes multiplied by an immediate in the range -32 to 31 to the 64-bit source general-purpose register or current stack pointer, and place the result in the 64-bit destination general-purpose register or current stack pointer.

SVE
(FEAT_SVE || FEAT_SME)



Encoding

ADDVL <Xd|SP>, <Xn|SP>, #<imm>

Decode for this encoding

```
if !IsFeatureImplemented(FEAT_SVE) && !IsFeatureImplemented(FEAT_SME) then
    EndOfDecode(Decode_UNDEF);
constant integer n = UInt(Rn);
constant integer d = UInt(Rd);
constant integer imm = SInt(imm6);
```

Assembler Symbols

- <Xd|SP> Is the 64-bit name of the destination general-purpose register or stack pointer, encoded in the "Rd" field.
- <Xn|SP> Is the 64-bit name of the source general-purpose register or stack pointer, encoded in the "Rn" field.
- <imm> Is the signed immediate operand, in the range -32 to 31, encoded in the "imm6" field.

Operation

```
CheckSVEEnabled();
constant integer VL = CurrentVL;
constant bits(64) operand1 = if n == 31 then SP[64] else X[n, 64];
constant bits(64) result = operand1 + (imm * (VL DIV 8));

if d == 31 then
    SP[64] = result;
else
    X[d, 64] = result;
```

Operational information

- If PSTATE.DIT is 1:
 - The execution time of this instruction is independent of:
 - The values of the data supplied in any of its registers.
 - The values of the NZCV flags.
 - The response of this instruction to asynchronous exceptions does not vary based on:
 - The values of the data supplied in any of its registers.
 - The values of the NZCV flags.

ADR

Compute vector address

Optionally sign or zero-extend the least significant 32 bits of each element from a vector of offsets or indices in the second source vector, scale each index by 2, 4 or 8, add to a vector of base addresses from the first source vector, and place the resulting addresses in the destination vector. This instruction is unpredicated.

This instruction is illegal when executed in Streaming SVE mode, unless FEAT_SME_FA64 is implemented and enabled.

It has encodings from 3 classes: [Packed offsets](#), [Unpacked 32-bit signed offsets](#) and [Unpacked 32-bit unsigned offsets](#)

Packed offsets

(FEAT_SVE)

31	30	29	28	27	26	25	24	23	22	21	20	19	18	17	16	15	14	13	12	11	10	9	8	7	6	5	4	3	2	1	0
0	0	0	0	0	1	0	0	1	sz	1	Zm					1	0	1	0	msz	Zn					Zd					

Encoding

ADR <Zd>.<T>, [<Zn>.<T>, <Zm>.<T>{, <mod> <amount>}]

Decode for this encoding

```
if !IsFeatureImplemented(FEAT_SVE) then EndOfDecode(Decode_UNDEF);
constant integer esize = 32 << UInt(sz);
constant integer n = UInt(Zn);
constant integer m = UInt(Zm);
constant integer d = UInt(Zd);
constant integer osize = esize;
constant boolean unsigned = TRUE;
constant integer mbytes = 1 << UInt(msz);
```

Unpacked 32-bit signed offsets

(FEAT_SVE)

31	30	29	28	27	26	25	24	23	22	21	20	19	18	17	16	15	14	13	12	11	10	9	8	7	6	5	4	3	2	1	0	
0	0	0	0	0	1	0	0	0	0	1	Zm					1	0	1	0	msz			Zn					Zd				
opc																																

Encoding

ADR <Zd>.D, [<Zn>.D, <Zm>.D, SXTW{<amount>}]

Decode for this encoding

```
if !IsFeatureImplemented(FEAT_SVE) then EndOfDecode(Decode_UNDEF);
constant integer esize = 64;
constant integer n = UInt(Zn);
constant integer m = UInt(Zm);
constant integer d = UInt(Zd);
constant integer osize = 32;
constant boolean unsigned = FALSE;
constant integer mbytes = 1 << UInt(msz);
```

Unpacked 32-bit unsigned offsets

(FEAT_SVE)

31	30	29	28	27	26	25	24	23	22	21	20	19	18	17	16	15	14	13	12	11	10	9	8	7	6	5	4	3	2	1	0	
0	0	0	0	0	1	0	0	0	1	1	Zm					1	0	1	0	msz			Zn					Zd				
opc																																

Encoding

```
ADR <Zd>.D, [<Zn>.D, <Zm>.D, UXTW{<amount>}]
```

Decode for this encoding

```
if !IsFeatureImplemented(FEAT_SVE) then EndOfDecode(Decode_UNDEF);
constant integer esize = 64;
constant integer n = UInt(Zn);
constant integer m = UInt(Zm);
constant integer d = UInt(Zd);
constant integer osize = 32;
constant boolean unsigned = TRUE;
constant integer mbytes = 1 << UInt(msz);
```

Assembler Symbols

<Zd> Is the name of the destination scalable vector register, encoded in the "Zd" field.

<T> Is the size specifier, encoded in “sz”:

sz	<T>
0	S
1	D

<Zn> Is the name of the base scalable vector register, encoded in the "Zn" field.

<Zm> Is the name of the offset scalable vector register, encoded in the "Zm" field.

<mod> Is the index extend and shift specifier, encoded in “msz”:

msz	<mod>
00	[absent]
x1	LSL
10	LSL

<amount> Is the index shift amount, encoded in “msz”:

msz	<amount>
00	[absent]
01	#1
10	#2
11	#3

Operation

```
CheckNonStreamingSVEEnabled();
constant integer VL = CurrentVL;
constant integer elements = VL DIV esize;
constant bits(VL) base = Z[n, VL];
constant bits(VL) offs = Z[m, VL];
bits(VL) result;

for e = 0 to elements-1
    constant bits(esize) addr = Elem[base, e, esize];
    constant integer offset = Int(Elem[offs, e, esize]<osize-1:0>, unsigned);
    Elem[result, e, esize] = addr + (offset * mbytes);

Z[d, VL] = result;
```

Operational information

- If PSTATE.DIT is 1:
- The execution time of this instruction is independent of:

- The values of the data supplied in any of its registers.
 - The values of the NZCV flags.
- The response of this instruction to asynchronous exceptions does not vary based on:
 - The values of the data supplied in any of its registers.
 - The values of the NZCV flags.

Internal version only: aarchmrs v2025-03_rel, pseudocode v2025-03_rel ; Build timestamp: 2025-03-21T17:41

Copyright © 2010-2025 Arm Limited or its affiliates. All rights reserved. This document is Non-Confidential.

AESD (indexed)

Multi-vector AES single round decryption

The AESD instruction reads a 16-byte state array from each 128-bit segment of the two or four first source vectors, together with a round key from the indexed 128-bit segment of the corresponding 512-bit portion of the second source vector. Each state array undergoes a single round of the AddRoundKey(), InvShiftRows(), and InvSubBytes() transformations in accordance with the AES standard. Each updated state array is destructively placed in the corresponding segment of the two or four first source vectors.

When the vector length is less than 512 bits, the most significant bits of the index are ignored to select the indexed 128-bit segment of the second source vector. This instruction is unpredicated.

This instruction is legal when executed in Streaming SVE mode if both FEAT_SSVE_AES and FEAT_SVE_AES2 are implemented.

It has encodings from 2 classes: [Two registers](#) and [Four registers](#)

Two registers (FEAT_SVE_AES2)

31	30	29	28	27	26	25	24	23	22	21	20	19	18	17	16	15	14	13	12	11	10	9	8	7	6	5	4	3	2	1	0
0	1	0	0	0	1	0	1	0	0	1	i2	0	1	0	1	1	1	0	1	1	Zm				Zdn				0		
size												op				o2				o3											

Encoding

AESD { <Zdn1>.B-<Zdn2>.B }, { <Zdn1>.B-<Zdn2>.B }, <Zm>.Q[<index>]

Decode for this encoding

```
if !IsFeatureImplemented(FEAT_SVE_AES2) then EndOfDecode(Decode_UNDEF);
constant integer m = UInt(Zm);
constant integer dn = UInt(Zdn:'0');
integer index = UInt(i2);
constant integer nreg = 2;
```

Four registers (FEAT_SVE_AES2)

31	30	29	28	27	26	25	24	23	22	21	20	19	18	17	16	15	14	13	12	11	10	9	8	7	6	5	4	3	2	1	0
0	1	0	0	0	1	0	1	0	0	1	i2	1	1	0	1	1	1	0	1	1	Zm				Zdn				0	0	
size												op				o2				opc3											

Encoding

AESD { <Zdn1>.B-<Zdn4>.B }, { <Zdn1>.B-<Zdn4>.B }, <Zm>.Q[<index>]

Decode for this encoding

```
if !IsFeatureImplemented(FEAT_SVE_AES2) then EndOfDecode(Decode_UNDEF);
constant integer m = UInt(Zm);
constant integer dn = UInt(Zdn:'00');
integer index = UInt(i2);
constant integer nreg = 4;
```

Assembler Symbols

- <Zdn1> For the "Two registers" variant: is the name of the first scalable vector register of the destination and first source multi-vector group, encoded as "Zdn" times 2.

For the "Four registers" variant: is the name of the first scalable vector register of the destination and first source multi-vector group, encoded as "Zdn" times 4.
- <Zdn2> Is the name of the second scalable vector register of the destination and first source multi-vector group, encoded as "Zdn" times 2 plus 1.

<Zm>	Is the name of the second source scalable vector register, encoded in the "Zm" field.
<index>	Is the round key index, in the range 0 to 3, encoded in the "i2" field.
<Zdn4>	Is the name of the fourth scalable vector register of the destination and first source multi-vector group, encoded as "Zdn" times 4 plus 3.

Operation

```

if IsFeatureImplemented(FEAT_SSVE_AES) then
    CheckSVEEnabled\(\);
else
    CheckNonStreamingSVEEnabled\(\);
constant integer VL = CurrentVL;
if VL == 128 then index = 0;
if VL == 256 then index = index MOD 2;
constant integer segments = VL DIV 128;
constant bits(VL) operand2 = Z[m, VL];
array [0..3] of bits(VL) results;

for r = 0 to nreg-1
    constant bits(VL) operand1 = Z[dn + r, VL];
    for s = 0 to segments-1
        constant integer keyindex = (s - (s MOD 4)) + index;
        constant bits(128) res = Elem[operand1, s, 128] EOR Elem[operand2, keyindex, 128];
        Elem[results[r], s, 128] = AESInvSubBytes(AESInvShiftRows(res));

for r = 0 to nreg-1
    Z[dn + r, VL] = results[r];

```

Operational information

If PSTATE.DIT is 1:

- The execution time of this instruction is independent of:
 - The values of the data supplied in any of its registers.
 - The values of the NZCV flags.
- The response of this instruction to asynchronous exceptions does not vary based on:
 - The values of the data supplied in any of its registers.
 - The values of the NZCV flags.

Internal version only: aarchmrs v2025-03_rel, pseudocode v2025-03_rel ; Build timestamp: 2025-03-21T17:41

Copyright © 2010-2025 Arm Limited or its affiliates. All rights reserved. This document is Non-Confidential.

AESD (vectors)

AES single round decryption

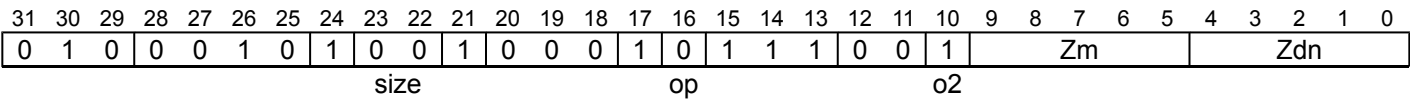
The AESD instruction reads a 16-byte state array from each 128-bit segment of the first source vector, together with a round key from the corresponding 128-bit segment of the second source vector. Each state array undergoes a single round of the AddRoundKey(), InvShiftRows() and InvSubBytes() transformations in accordance with the AES standard. Each updated state array is destructively placed in the corresponding segment of the first source vector. This instruction is unpredicated.

ID_AA64ZFR0_EL1.AES indicates whether this instruction is implemented.

This instruction is legal when executed in Streaming SVE mode if one of the following is true:

- Both FEAT_SSVE_AES and FEAT_SVE_AES are implemented.
- FEAT_SME_FA64 is implemented and enabled.

SVE2 (FEAT_SVE_AES)



Encoding

AESD <Zdn>.B, <Zdn>.B, <Zm>.B

Decode for this encoding

```
if !IsFeatureImplemented(FEAT_SVE_AES) then EndOfDecode(Decode_UNDEF);
constant integer m = UInt(Zm);
constant integer dn = UInt(Zdn);
```

Assembler Symbols

- <Zdn> Is the name of the first source and destination scalable vector register, encoded in the "Zdn" field.
- <Zm> Is the name of the second source scalable vector register, encoded in the "Zm" field.

Operation

```
if IsFeatureImplemented(FEAT_SSVE_AES) then
    CheckSVEEnabled();
else
    CheckNonStreamingSVEEnabled();
constant integer VL = CurrentVL;
constant integer segments = VL DIV 128;
constant bits(VL) operand1 = Z[dn, VL];
constant bits(VL) operand2 = Z[m, VL];
bits(VL) result;

result = operand1 EOR operand2;
for s = 0 to segments-1
    Elem[result, s, 128] = AESInvSubBytes(AESInvShiftRows(Elem[result, s, 128]));
Z[dn, VL] = result;
```

Operational information

If PSTATE.DIT is 1:

- The execution time of this instruction is independent of:
 - The values of the data supplied in any of its registers.
 - The values of the NZCV flags.
- The response of this instruction to asynchronous exceptions does not vary based on:

- The values of the data supplied in any of its registers.
- The values of the NZCV flags.

Internal version only: aarchmrs v2025-03_rel, pseudocode v2025-03_rel ; Build timestamp: 2025-03-21T17:41

Copyright © 2010-2025 Arm Limited or its affiliates. All rights reserved. This document is Non-Confidential.

AESDIMC

Multi-vector AES single round decryption and inverse mix columns

The AESDIMC instruction reads a 16-byte state array from each 128-bit segment of the two or four first source vectors, together with a round key from the indexed 128-bit segment of the corresponding 512-bit portion of the second source vector. Each state array undergoes a single round of the AddRoundKey(), InvShiftRows(), InvSubBytes(), and InvMixColumns() transformations in accordance with the AES standard. Each updated state array is destructively placed in the corresponding segment of the two or four first source vectors.

When the vector length is less than 512 bits, the most significant bits of the index are ignored to select the indexed 128-bit segment of the second source vector. This instruction is unpredicated.

This instruction is legal when executed in Streaming SVE mode if both FEAT_SSVE_AES and FEAT_SVE_AES2 are implemented.

It has encodings from 2 classes: [Two registers](#) and [Four registers](#)

Two registers

(FEAT_SVE_AES2)

31	30	29	28	27	26	25	24	23	22	21	20	19	18	17	16	15	14	13	12	11	10	9	8	7	6	5	4	3	2	1	0
0	1	0	0	0	1	0	1	0	0	1	i2	0	1	1	1	1	1	0	1	1	Zm				Zdn				0		
size												op				o2				o3											

Encoding

```
AESDIMC { <Zdn1>.B-<Zdn2>.B }, { <Zdn1>.B-<Zdn2>.B }, <Zm>.Q[<index>]
```

Decode for this encoding

```
if !IsFeatureImplemented(FEAT_SVE_AES2) then EndOfDecode(Decode_UNDEF);
constant integer m = UInt(Zm);
constant integer dn = UInt(Zdn:'0');
integer index = UInt(i2);
constant integer nreg = 2;
```

Four registers

(FEAT_SVE_AES2)

31	30	29	28	27	26	25	24	23	22	21	20	19	18	17	16	15	14	13	12	11	10	9	8	7	6	5	4	3	2	1	0
0	1	0	0	0	1	0	1	0	0	1	i2	1	1	1	1	1	1	1	0	1	1	Zm				Zdn				0	0
size												op				o2				opc3											

Encoding

```
AESDIMC { <Zdn1>.B-<Zdn4>.B }, { <Zdn1>.B-<Zdn4>.B }, <Zm>.Q[<index>]
```

Decode for this encoding

```
if !IsFeatureImplemented(FEAT_SVE_AES2) then EndOfDecode(Decode_UNDEF);
constant integer m = UInt(Zm);
constant integer dn = UInt(Zdn:'00');
integer index = UInt(i2);
constant integer nreg = 4;
```

Assembler Symbols

- <Zdn1> For the "Two registers" variant: is the name of the first scalable vector register of the destination and first source multi-vector group, encoded as "Zdn" times 2.
- For the "Four registers" variant: is the name of the first scalable vector register of the destination and first source multi-vector group, encoded as "Zdn" times 4.
- <Zdn2> Is the name of the second scalable vector register of the destination and first source multi-vector group, encoded as "Zdn" times 2 plus 1.

<Zm>	Is the name of the second source scalable vector register, encoded in the "Zm" field.
<index>	Is the round key index, in the range 0 to 3, encoded in the "i2" field.
<Zdn4>	Is the name of the fourth scalable vector register of the destination and first source multi-vector group, encoded as "Zdn" times 4 plus 3.

Operation

```

if IsFeatureImplemented(FEAT_SSVE_AES) then
    CheckSVEEnabled\(\);
else
    CheckNonStreamingSVEEnabled\(\);
constant integer VL = CurrentVL;
if VL == 128 then index = 0;
if VL == 256 then index = index MOD 2;
constant integer segments = VL DIV 128;
constant bits(VL) operand2 = Z[m, VL];
array [0..3] of bits(VL) results;

for r = 0 to nreg-1
    constant bits(VL) operand1 = Z[dn + r, VL];
    for s = 0 to segments-1
        constant integer keyindex = (s - (s MOD 4)) + index;
        constant bits(128) res = Elem[operand1, s, 128] EOR Elem[operand2, keyindex, 128];
        Elem[results[r], s, 128] = AESInvMixColumns(AESInvSubBytes(AESInvShiftRows(res)));

for r = 0 to nreg-1
    Z[dn + r, VL] = results[r];

```

Operational information

If PSTATE.DIT is 1:

- The execution time of this instruction is independent of:
 - The values of the data supplied in any of its registers.
 - The values of the NZCV flags.
- The response of this instruction to asynchronous exceptions does not vary based on:
 - The values of the data supplied in any of its registers.
 - The values of the NZCV flags.

Internal version only: aarchmrs v2025-03_rel, pseudocode v2025-03_rel ; Build timestamp: 2025-03-21T17:41

Copyright © 2010-2025 Arm Limited or its affiliates. All rights reserved. This document is Non-Confidential.

AESE (indexed)

Multi-vector AES single round encryption

The AESE instruction reads a 16-byte state array from each 128-bit segment of the two or four first source vectors, together with a round key from the indexed 128-bit segment of the corresponding 512-bit portion of the second source vector. Each state array undergoes a single round of the AddRoundKey(), ShiftRows(), and SubBytes() transformations in accordance with the AES standard. Each updated state array is destructively placed in the corresponding segment of the two or four first source vectors.

When the vector length is less than 512 bits, the most significant bits of the index are ignored to select the indexed 128-bit segment of the second source vector. This instruction is unpredicated.

This instruction is legal when executed in Streaming SVE mode if both FEAT_SSVE_AES and FEAT_SVE_AES2 are implemented.

It has encodings from 2 classes: [Two registers](#) and [Four registers](#)

Two registers (FEAT_SVE_AES2)

31	30	29	28	27	26	25	24	23	22	21	20	19	18	17	16	15	14	13	12	11	10	9	8	7	6	5	4	3	2	1	0
0	1	0	0	0	1	0	1	0	0	1	i2	0	1	0	1	1	1	0	1	0	Zm					Zdn				0	
size												op				o2				o3											

Encoding

AESE { <Zdn1>.B-<Zdn2>.B }, { <Zdn1>.B-<Zdn2>.B }, <Zm>.Q[<index>]

Decode for this encoding

```
if !IsFeatureImplemented(FEAT_SVE_AES2) then EndOfDecode(Decode_UNDEF);
constant integer m = UInt(Zm);
constant integer dn = UInt(Zdn:'0');
integer index = UInt(i2);
constant integer nreg = 2;
```

Four registers (FEAT_SVE_AES2)

31	30	29	28	27	26	25	24	23	22	21	20	19	18	17	16	15	14	13	12	11	10	9	8	7	6	5	4	3	2	1	0
0	1	0	0	0	1	0	1	0	0	1	i2	1	1	0	1	1	1	0	1	0	0	Zm				Zdn				0	0
size												op				o2				opc3											

Encoding

AESE { <Zdn1>.B-<Zdn4>.B }, { <Zdn1>.B-<Zdn4>.B }, <Zm>.Q[<index>]

Decode for this encoding

```
if !IsFeatureImplemented(FEAT_SVE_AES2) then EndOfDecode(Decode_UNDEF);
constant integer m = UInt(Zm);
constant integer dn = UInt(Zdn:'00');
integer index = UInt(i2);
constant integer nreg = 4;
```

Assembler Symbols

- <Zdn1>

For the "Two registers" variant: is the name of the first scalable vector register of the destination and first source multi-vector group, encoded as "Zdn" times 2.

For the "Four registers" variant: is the name of the first scalable vector register of the destination and first source multi-vector group, encoded as "Zdn" times 4.
- <Zdn2>

Is the name of the second scalable vector register of the destination and first source multi-vector group, encoded as "Zdn" times 2 plus 1.

<Zm>	Is the name of the second source scalable vector register, encoded in the "Zm" field.
<index>	Is the round key index, in the range 0 to 3, encoded in the "i2" field.
<Zdn4>	Is the name of the fourth scalable vector register of the destination and first source multi-vector group, encoded as "Zdn" times 4 plus 3.

Operation

```

if IsFeatureImplemented(FEAT_SSVE_AES) then
    CheckSVEEnabled\(\);
else
    CheckNonStreamingSVEEnabled\(\);
constant integer VL = CurrentVL;
if VL == 128 then index = 0;
if VL == 256 then index = index MOD 2;
constant integer segments = VL DIV 128;
constant bits(VL) operand2 = Z[m, VL];
array [0..3] of bits(VL) results;

for r = 0 to nreg-1
    constant bits(VL) operand1 = Z[dn + r, VL];
    for s = 0 to segments-1
        constant integer keyindex = (s - (s MOD 4)) + index;
        constant bits(128) res = Elem[operand1, s, 128] EOR Elem[operand2, keyindex, 128];
        Elem[results[r], s, 128] = AESSubBytes (AESShiftRows (res));

for r = 0 to nreg-1
    Z[dn + r, VL] = results[r];

```

Operational information

If PSTATE.DIT is 1:

- The execution time of this instruction is independent of:
 - The values of the data supplied in any of its registers.
 - The values of the NZCV flags.
- The response of this instruction to asynchronous exceptions does not vary based on:
 - The values of the data supplied in any of its registers.
 - The values of the NZCV flags.

Internal version only: aarchmrs v2025-03_rel, pseudocode v2025-03_rel ; Build timestamp: 2025-03-21T17:41

Copyright © 2010-2025 Arm Limited or its affiliates. All rights reserved. This document is Non-Confidential.

AESE (vectors)

AESE single round encryption

The `AESE` instruction reads a 16-byte state array from each 128-bit segment of the first source vector together with a round key from the corresponding 128-bit segment of the second source vector. Each state array undergoes a single round of the `AddRoundKey()`, `ShiftRows()` and `SubBytes()` transformations in accordance with the AES standard. Each updated state array is destructively placed in the corresponding segment of the first source vector. This instruction is unpredicated.

`ID_AA64ZFR0_EL1.AES` indicates whether this instruction is implemented.

This instruction is legal when executed in Streaming SVE mode if one of the following is true:

- Both `FEAT_SSVE_AES` and `FEAT_SVE_AES` are implemented.
- `FEAT_SME_FA64` is implemented and enabled.

SVE2 (FEAT_SVE_AES)

31	30	29	28	27	26	25	24	23	22	21	20	19	18	17	16	15	14	13	12	11	10	9	8	7	6	5	4	3	2	1	0		
0	1	0	0	0	1	0	1	0	0	1	0	0	0	1	0	1	1	1	0	0	0	Zm						Zdn					
size												op						o2															

Encoding

`AESE <Zdn>.B, <Zdn>.B, <Zm>.B`

Decode for this encoding

```
if !IsFeatureImplemented(FEAT_SVE_AES) then EndOfDecode(Decode_UNDEF);
constant integer m = UInt(Zm);
constant integer dn = UInt(Zdn);
```

Assembler Symbols

- `<Zdn>` Is the name of the first source and destination scalable vector register, encoded in the "Zdn" field.
- `<Zm>` Is the name of the second source scalable vector register, encoded in the "Zm" field.

Operation

```
if IsFeatureImplemented(FEAT_SSVE_AES) then
    CheckSVEEnabled();
else
    CheckNonStreamingsVEEnabled();
constant integer VL = CurrentVL;
constant integer segments = VL DIV 128;
constant bits(VL) operand1 = Z[dn, VL];
constant bits(VL) operand2 = Z[m, VL];
bits(VL) result;

result = operand1 EOR operand2;
for s = 0 to segments-1
    Elem[result, s, 128] = AESSubBytes(AESShiftRows(Elem[result, s, 128]));
Z[dn, VL] = result;
```

Operational information

- If `PSTATE.DIT` is 1:
- The execution time of this instruction is independent of:
 - The values of the data supplied in any of its registers.
 - The values of the NZCV flags.
 - The response of this instruction to asynchronous exceptions does not vary based on:

- The values of the data supplied in any of its registers.
- The values of the NZCV flags.

Internal version only: aarchmrs v2025-03_rel, pseudocode v2025-03_rel ; Build timestamp: 2025-03-21T17:41

Copyright © 2010-2025 Arm Limited or its affiliates. All rights reserved. This document is Non-Confidential.

AESEMC

Multi-vector AES single round encryption and mix columns

The AESEMC instruction reads a 16-byte state array from each 128-bit segment of the two or four first source vectors, together with a round key from the indexed 128-bit segment of the corresponding 512-bit portion of the second source vector. Each state array undergoes a single round of the AddRoundKey(), ShiftRows(), SubBytes(), and MixColumns() transformations in accordance with the AES standard. Each updated state array is destructively placed in the corresponding segment of the two or four first source vectors.

When the vector length is less than 512 bits, the most significant bits of the index are ignored to select the indexed 128-bit segment of the second source vector. This instruction is unpredicated.

This instruction is legal when executed in Streaming SVE mode if both FEAT_SSVE_AES and FEAT_SVE_AES2 are implemented.

It has encodings from 2 classes: [Two registers](#) and [Four registers](#)

Two registers

(FEAT_SVE_AES2)

31	30	29	28	27	26	25	24	23	22	21	20	19	18	17	16	15	14	13	12	11	10	9	8	7	6	5	4	3	2	1	0
0	1	0	0	0	1	0	1	0	0	1	i2	0	1	1	1	1	1	0	1	0	Zm				Zdn				0		
size												op				o2				o3											

Encoding

```
AESEMC { <Zdn1>.B-<Zdn2>.B }, { <Zdn1>.B-<Zdn2>.B }, <Zm>.Q[<index>]
```

Decode for this encoding

```
if !IsFeatureImplemented(FEAT_SVE_AES2) then EndOfDecode(Decode_UNDEF);
constant integer m = UInt(Zm);
constant integer dn = UInt(Zdn:'0');
integer index = UInt(i2);
constant integer nreg = 2;
```

Four registers

(FEAT_SVE_AES2)

31	30	29	28	27	26	25	24	23	22	21	20	19	18	17	16	15	14	13	12	11	10	9	8	7	6	5	4	3	2	1	0
0	1	0	0	0	1	0	1	0	0	1	i2	1	1	1	1	1	1	1	0	1	0	Zm				Zdn			0	0	
size												op				o2				opc3											

Encoding

```
AESEMC { <Zdn1>.B-<Zdn4>.B }, { <Zdn1>.B-<Zdn4>.B }, <Zm>.Q[<index>]
```

Decode for this encoding

```
if !IsFeatureImplemented(FEAT_SVE_AES2) then EndOfDecode(Decode_UNDEF);
constant integer m = UInt(Zm);
constant integer dn = UInt(Zdn:'00');
integer index = UInt(i2);
constant integer nreg = 4;
```

Assembler Symbols

- <Zdn1> For the "Two registers" variant: is the name of the first scalable vector register of the destination and first source multi-vector group, encoded as "Zdn" times 2.
- For the "Four registers" variant: is the name of the first scalable vector register of the destination and first source multi-vector group, encoded as "Zdn" times 4.
- <Zdn2> Is the name of the second scalable vector register of the destination and first source multi-vector group, encoded as "Zdn" times 2 plus 1.

<Zm>	Is the name of the second source scalable vector register, encoded in the "Zm" field.
<index>	Is the round key index, in the range 0 to 3, encoded in the "i2" field.
<Zdn4>	Is the name of the fourth scalable vector register of the destination and first source multi-vector group, encoded as "Zdn" times 4 plus 3.

Operation

```

if IsFeatureImplemented(FEAT_SSVE_AES) then
    CheckSVEEnabled\(\);
else
    CheckNonStreamingSVEEnabled\(\);
constant integer VL = CurrentVL;
if VL == 128 then index = 0;
if VL == 256 then index = index MOD 2;
constant integer segments = VL DIV 128;
constant bits(VL) operand2 = Z[m, VL];
array [0..3] of bits(VL) results;

for r = 0 to nreg-1
    constant bits(VL) operand1 = Z[dn + r, VL];
    for s = 0 to segments-1
        constant integer keyindex = (s - (s MOD 4)) + index;
        constant bits(128) res = Elem[operand1, s, 128] EOR Elem[operand2, keyindex, 128];
        Elem[results[r], s, 128] = AESMixColumns (AESSubBytes (AESShiftRows (res)) );

for r = 0 to nreg-1
    Z[dn + r, VL] = results[r];

```

Operational information

If PSTATE.DIT is 1:

- The execution time of this instruction is independent of:
 - The values of the data supplied in any of its registers.
 - The values of the NZCV flags.
- The response of this instruction to asynchronous exceptions does not vary based on:
 - The values of the data supplied in any of its registers.
 - The values of the NZCV flags.

Internal version only: aarchmrs v2025-03_rel, pseudocode v2025-03_rel ; Build timestamp: 2025-03-21T17:41

Copyright © 2010-2025 Arm Limited or its affiliates. All rights reserved. This document is Non-Confidential.

AESIMC

AES inverse mix columns

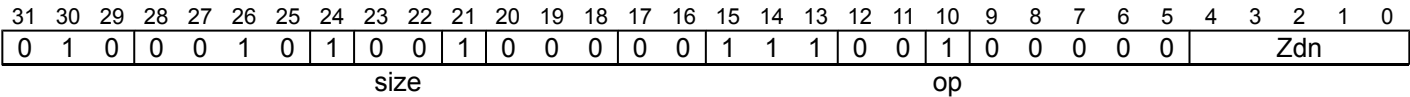
The AESIMC instruction reads a 16-byte state array from each 128-bit segment of the source register, and performs a single round of the InvMixColumns() transformation on each state array in accordance with the AES standard. Each updated state array is destructively placed in the corresponding segment of the first source vector. This instruction is unpredicated.

ID_AA64ZFR0_EL1.AES indicates whether this instruction is implemented.

This instruction is legal when executed in Streaming SVE mode if one of the following is true:

- Both FEAT_SSVE_AES and FEAT_SVE_AES are implemented.
- FEAT_SME_FA64 is implemented and enabled.

SVE2
(FEAT_SVE_AES)



Encoding

AESIMC <Zdn>.B, <Zdn>.B

Decode for this encoding

```
if !IsFeatureImplemented(FEAT_SVE_AES) then EndOfDecode(Decode_UNDEF);
constant integer dn = UInt(Zdn);
```

Assembler Symbols

<Zdn> Is the name of the source and destination scalable vector register, encoded in the "Zdn" field.

Operation

```
if IsFeatureImplemented(FEAT_SSVE_AES) then
    CheckSVEEnabled();
else
    CheckNonStreamingSVEEnabled();
constant integer VL = CurrentVL;
constant integer segments = VL DIV 128;
constant bits(VL) operand = Z[dn, VL];
bits(VL) result;

for s = 0 to segments-1
    Elem[result, s, 128] = AESInvMixColumns(Elem[operand, s, 128]);
Z[dn, VL] = result;
```

Operational information

If PSTATE.DIT is 1:

- The execution time of this instruction is independent of:
 - The values of the data supplied in any of its registers.
 - The values of the NZCV flags.
- The response of this instruction to asynchronous exceptions does not vary based on:
 - The values of the data supplied in any of its registers.
 - The values of the NZCV flags.

AESMC

AES mix columns

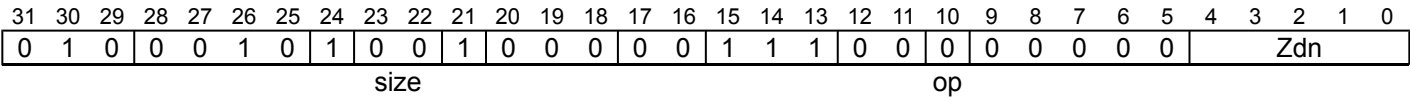
The AESMC instruction reads a 16-byte state array from each 128-bit segment of the source register, and performs a single round of the MixColumns() transformation on each state array in accordance with the AES standard. Each updated state array is destructively placed in the corresponding segment of the first source vector. This instruction is unpredicated.

ID_AA64ZFR0_EL1.AES indicates whether this instruction is implemented.

This instruction is legal when executed in Streaming SVE mode if one of the following is true:

- Both FEAT_SSVE_AES and FEAT_SVE_AES are implemented.
- FEAT_SME_FA64 is implemented and enabled.

SVE2 (FEAT_SVE_AES)



Encoding

AESMC <Zdn>.B, <Zdn>.B

Decode for this encoding

```
if !IsFeatureImplemented(FEAT_SVE_AES) then EndOfDecode(Decode_UNDEF);
constant integer dn = UInt(Zdn);
```

Assembler Symbols

<Zdn> Is the name of the source and destination scalable vector register, encoded in the "Zdn" field.

Operation

```
if IsFeatureImplemented(FEAT_SSVE_AES) then
    CheckSVEEnabled();
else
    CheckNonStreamingSVEEnabled();
constant integer VL = CurrentVL;
constant integer segments = VL DIV 128;
constant bits(VL) operand = Z[dn, VL];
bits(VL) result;

for s = 0 to segments-1
    Elem[result, s, 128] = AESMixColumns(Elem[operand, s, 128]);

Z[dn, VL] = result;
```

Operational information

If PSTATE.DIT is 1:

- The execution time of this instruction is independent of:
 - The values of the data supplied in any of its registers.
 - The values of the NZCV flags.
- The response of this instruction to asynchronous exceptions does not vary based on:
 - The values of the data supplied in any of its registers.
 - The values of the NZCV flags.

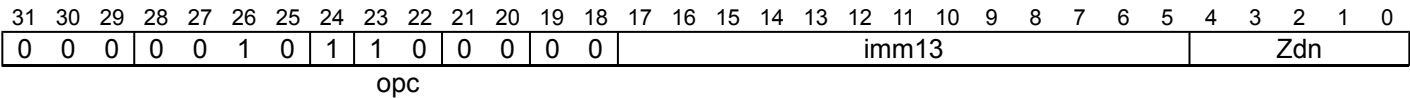
AND (immediate)

Bitwise AND with immediate (unpredicated)

Bitwise AND an immediate with each 64-bit element of the source vector, and destructively place the results in the corresponding elements of the source vector. The immediate is a 64-bit value consisting of a single run of ones or zeros repeating every 2, 4, 8, 16, 32 or 64 bits. This instruction is unpredicated.

This instruction is used by the pseudo-instruction [BIC \(immediate\)](#).

SVE
(FEAT_SVE || FEAT_SME)



Encoding

AND <Zdn>.<T>, <Zdn>.<T>, #<const>

Decode for this encoding

```
if !IsFeatureImplemented(FEAT_SVE) && !IsFeatureImplemented(FEAT_SME) then
    EndOfDecode(Decode_UNDEF);
constant integer dn = UInt(Zdn);
bits(64) imm;
(imm, -) = DecodeBitMasks(imm13<12>, imm13<5:0>, imm13<11:6>, TRUE, 64);
```

Assembler Symbols

- <Zdn> Is the name of the source and destination scalable vector register, encoded in the "Zdn" field.
- <T> Is the size specifier, encoded in "imm13":

imm13	<T>
0xxxxxx0xxxxx	S
0xxxxxx10xxxx	H
0xxxxxx110xxx	B
0xxxxxx1110xx	B
0xxxxxx11110x	B
0xxxxxx11111x	RESERVED
1xxxxxxxxxxxxx	D
- <const> Is a 64, 32, 16 or 8-bit bitmask consisting of replicated 2, 4, 8, 16, 32 or 64 bit fields, each field containing a rotated run of non-zero bits, encoded in the "imm13" field.

Operation

```
CheckSVEEnabled();
constant integer VL = CurrentVL;
constant integer elements = VL DIV 64;
constant bits(VL) operand = Z[dn, VL];
bits(VL) result;

for e = 0 to elements-1
    constant bits(64) element1 = Elem[operand, e, 64];
    Elem[result, e, 64] = element1 AND imm;

Z[dn, VL] = result;
```

Operational information

If PSTATE.DIT is 1:

- The execution time of this instruction is independent of:
 - The values of the data supplied in any of its registers.
 - The values of the NZCV flags.
- The response of this instruction to asynchronous exceptions does not vary based on:
 - The values of the data supplied in any of its registers.
 - The values of the NZCV flags.

This instruction might be immediately preceded in program order by a `MOVPRFX` instruction. The `MOVPRFX` must conform to all of the following requirements, otherwise the behavior of the `MOVPRFX` and this instruction is **CONSTRAINED UNPREDICTABLE**:

- The `MOVPRFX` must be unpredicated.
- The `MOVPRFX` must specify the same destination register as this instruction.
- The destination register must not refer to architectural register state referenced by any other source operand register of this instruction.

Internal version only: aarchmrs v2025-03_rel, pseudocode v2025-03_rel ; Build timestamp: 2025-03-21T17:41

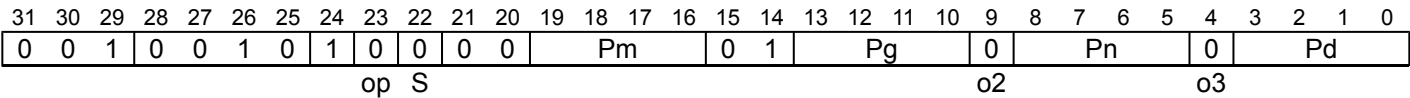
Copyright © 2010-2025 Arm Limited or its affiliates. All rights reserved. This document is Non-Confidential.

AND (predicates)

Bitwise AND predicates

Bitwise AND active elements of the second source predicate with corresponding elements of the first source predicate and place the results in the corresponding elements of the destination predicate. Inactive elements in the destination predicate register are set to zero. Does not set the condition flags.
This instruction is used by the alias [MOV \(predicate, zeroing\)](#).

Not setting the condition flags
(FEAT_SVE || FEAT_SME)



Encoding

AND <Pd>.B, <Pg>/Z, <Pn>.B, <Pm>.B

Decode for this encoding

```
if !IsFeatureImplemented(FEAT_SVE) && !IsFeatureImplemented(FEAT_SME) then
    EndOfDecode(Decode_UNDEF);
constant integer esize = 8;
constant integer g = UInt(Pg);
constant integer n = UInt(Pn);
constant integer m = UInt(Pm);
constant integer d = UInt(Pd);
constant boolean setflags = FALSE;
```

Assembler Symbols

- <Pd> Is the name of the destination scalable predicate register, encoded in the "Pd" field.
- <Pg> Is the name of the governing scalable predicate register, encoded in the "Pg" field.
- <Pn> Is the name of the first source scalable predicate register, encoded in the "Pn" field.
- <Pm> Is the name of the second source scalable predicate register, encoded in the "Pm" field.

Alias Conditions

Alias	Is preferred when
MOV (predicate, zeroing)	S == '0' && Pn == Pm

Operation

```
CheckSVEEnabled();
constant integer VL = CurrentVL;
constant integer PL = VL DIV 8;
constant integer elements = VL DIV esize;
constant bits(PL) mask = P[g, PL];
constant bits(PL) operand1 = P[n, PL];
constant bits(PL) operand2 = P[m, PL];
bits(PL) result;
constant integer psize = esize DIV 8;

for e = 0 to elements-1
    constant bit element1 = PredicateElement(operand1, e, esize);
    constant bit element2 = PredicateElement(operand2, e, esize);
    if ActivePredicateElement(mask, e, esize) then
        Elem[result, e, psize] = ZeroExtend(element1 AND element2, psize);
    else
        Elem[result, e, psize] = ZeroExtend('0', psize);

if setflags then
    PSTATE.<N,Z,C,V> = PredTest(mask, result, esize);
P[d, PL] = result;
```

Operational information

If PSTATE.DIT is 1:

- The execution time of this instruction is independent of:
 - The values of the data supplied in any of its operand registers when its governing predicate register contains the same value for each execution.
 - The values of the NZCV flags.
- The response of this instruction to asynchronous exceptions does not vary based on:
 - The values of the data supplied in any of its operand registers when its governing predicate register contains the same value for each execution.
 - The values of the NZCV flags.

Internal version only: aarchmrs v2025-03_rel, pseudocode v2025-03_rel ; Build timestamp: 2025-03-21T17:41

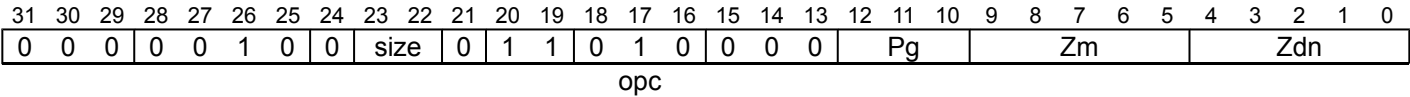
Copyright © 2010-2025 Arm Limited or its affiliates. All rights reserved. This document is Non-Confidential.

AND (vectors, predicated)

Bitwise AND vectors (predicated)

Bitwise AND active elements of the second source vector with corresponding elements of the first source vector and destructively place the results in the corresponding elements of the first source vector. Inactive elements in the destination vector register remain unmodified.

SVE (FEAT_SVE || FEAT_SME)



Encoding

AND <Zdn>.<T>, <Pg>/M, <Zdn>.<T>, <Zm>.<T>

Decode for this encoding

```
if !IsFeatureImplemented(FEAT_SVE) && !IsFeatureImplemented(FEAT_SME) then
    EndOfDecode(Decode_UNDEF);
constant integer esize = 8 << UInt(size);
constant integer g = UInt(Pg);
constant integer dn = UInt(Zdn);
constant integer m = UInt(Zm);
```

Assembler Symbols

<Zdn> Is the name of the first source and destination scalable vector register, encoded in the "Zdn" field.

<T> Is the size specifier, encoded in "size":

size	<T>
00	B
01	H
10	S
11	D

<Pg> Is the name of the governing scalable predicate register P0-P7, encoded in the "Pg" field.

<Zm> Is the name of the second source scalable vector register, encoded in the "Zm" field.

Operation

```
CheckSVEEnabled();
constant integer VL = CurrentVL;
constant integer PL = VL DIV 8;
constant integer elements = VL DIV esize;
constant bits(PL) mask = P[g, PL];
constant bits(VL) operand1 = Z[dn, VL];
constant bits(VL) operand2 = if AnyActiveElement(mask, esize) then Z[m, VL] else Zeros(VL);
bits(VL) result;

for e = 0 to elements-1
    constant bits(esize) element1 = Elem[operand1, e, esize];
    constant bits(esize) element2 = Elem[operand2, e, esize];
    if ActivePredicateElement(mask, e, esize) then
        Elem[result, e, esize] = element1 AND element2;
    else
        Elem[result, e, esize] = Elem[operand1, e, esize];

Z[dn, VL] = result;
```

Operational information

If PSTATE.DIT is 1:

- The execution time of this instruction is independent of:
 - The values of the data supplied in any of its operand registers when its governing predicate register contains the same value for each execution.
 - The values of the NZCV flags.
- The response of this instruction to asynchronous exceptions does not vary based on:
 - The values of the data supplied in any of its operand registers when its governing predicate register contains the same value for each execution.
 - The values of the NZCV flags.

This instruction might be immediately preceded in program order by a MOVPRFX instruction. The MOVPRFX must conform to all of the following requirements, otherwise the behavior of the MOVPRFX and this instruction is CONSTRAINED UNPREDICTABLE:

- The MOVPRFX can be predicated or unpredicated.
- A predicated MOVPRFX must use the same governing predicate register as this instruction.
- A predicated MOVPRFX must use the larger of the destination element size and first source element size in the preferred disassembly of this instruction.
- The MOVPRFX must specify the same destination register as this instruction.
- The destination register must not refer to architectural register state referenced by any other source operand register of this instruction.

Internal version only: aarchmrs v2025-03_rel, pseudocode v2025-03_rel ; Build timestamp: 2025-03-21T17:41

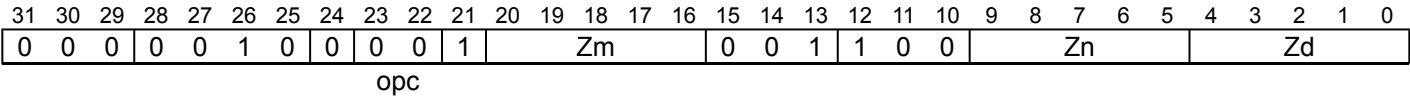
Copyright © 2010-2025 Arm Limited or its affiliates. All rights reserved. This document is Non-Confidential.

AND (vectors, unpredicated)

Bitwise AND vectors (unpredicated)

Bitwise AND all elements of the second source vector with corresponding elements of the first source vector and place the results in the corresponding elements of the destination vector. This instruction is unpredicated.

SVE (FEAT_SVE || FEAT_SME)



Encoding

AND <Zd>.D, <Zn>.D, <Zm>.D

Decode for this encoding

```
if !IsFeatureImplemented(FEAT_SVE) && !IsFeatureImplemented(FEAT_SME) then
    EndOfDecode(Decode_UNDEF);
constant integer n = UInt(Zn);
constant integer m = UInt(Zm);
constant integer d = UInt(Zd);
```

Assembler Symbols

- <Zd> Is the name of the destination scalable vector register, encoded in the "Zd" field.
- <Zn> Is the name of the first source scalable vector register, encoded in the "Zn" field.
- <Zm> Is the name of the second source scalable vector register, encoded in the "Zm" field.

Operation

```
CheckSVEEnabled();
constant integer VL = CurrentVL;
constant bits(VL) operand1 = Z[n, VL];
constant bits(VL) operand2 = Z[m, VL];

Z[d, VL] = operand1 AND operand2;
```

Operational information

- If PSTATE.DIT is 1:
- The execution time of this instruction is independent of:
 - The values of the data supplied in any of its registers.
 - The values of the NZCV flags.
 - The response of this instruction to asynchronous exceptions does not vary based on:
 - The values of the data supplied in any of its registers.
 - The values of the NZCV flags.

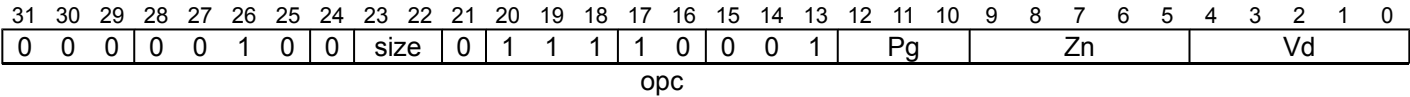
ANDQV

Bitwise AND reduction of quadword vector segments

Bitwise AND of the same element numbers from each 128-bit source vector segment, placing each result into the corresponding element number of the 128-bit SIMD&FP destination register. Inactive elements in the source vector are treated as all ones.

SVE2

(FEAT_SVE2p1 || FEAT_SME2p1)



Encoding

ANDQV <Vd>.<T>, <Pg>, <Zn>.<Tb>

Decode for this encoding

```
if !IsFeatureImplemented(FEAT_SVE2p1) && !IsFeatureImplemented(FEAT_SME2p1) then
    EndOfDecode(Decode_UNDEF);
constant integer esize = 8 << UInt(size);
constant integer g = UInt(Pg);
constant integer n = UInt(Zn);
constant integer d = UInt(Vd);
```

Assembler Symbols

<Vd> Is the name of the destination SIMD&FP register, encoded in the "Vd" field.

<T> Is an arrangement specifier, encoded in “size”:

size	<T>
00	16B
01	8H
10	4S
11	2D

<Pg> Is the name of the governing scalable predicate register P0-P7, encoded in the "Pg" field.

<Zn> Is the name of the source scalable vector register, encoded in the "Zn" field.

<Tb> Is the size specifier, encoded in “size”:

size	<Tb>
00	B
01	H
10	S
11	D

Operation

```
CheckSVEEnabled();
constant integer VL = CurrentVL;
constant integer PL = VL DIV 8;
constant integer segments = VL DIV 128;
constant integer elemperssegment = 128 DIV esize;
constant bits(PL) mask = P[g, PL];
constant bits(VL) operand = if AnyActiveElement(mask, esize) then Z[n, VL] else Zeros(VL);
bits(128) result = Zeros(128);
bits(128) stmp = Zeros(128);

bits(esize) dtmp;

for e = 0 to elemperssegment-1
    dtmp = Ones(esize);
    for s = 0 to segments-1
        if ActivePredicateElement(mask, s * elemperssegment + e, esize) then
            stmp = Elem[operand, s, 128];
            dtmp = dtmp AND Elem[stmp, e, esize];
        Elem[result, e, esize] = dtmp<esize-1:0>;

V[d, 128] = result;
```

Operational information

If PSTATE.DIT is 1:

- The execution time of this instruction is independent of:
 - The values of the data supplied in any of its operand registers when its governing predicate register contains the same value for each execution.
 - The values of the NZCV flags.
- The response of this instruction to asynchronous exceptions does not vary based on:
 - The values of the data supplied in any of its operand registers when its governing predicate register contains the same value for each execution.
 - The values of the NZCV flags.

Internal version only: aarchmrs v2025-03_rel, pseudocode v2025-03_rel ; Build timestamp: 2025-03-21T17:41

Copyright © 2010-2025 Arm Limited or its affiliates. All rights reserved. This document is Non-Confidential.

ANDS

Bitwise AND predicates, setting the condition flags

Bitwise AND active elements of the second source predicate with corresponding elements of the first source predicate and place the results in the corresponding elements of the destination predicate. Inactive elements in the destination predicate register are set to zero. Sets the First (N), None (Z), !Last (C) condition flags based on the predicate result, and the V flag to zero. This instruction is used by the alias [MOVS \(predicated\)](#).

Setting the condition flags
(FEAT_SVE || FEAT_SME)

31	30	29	28	27	26	25	24	23	22	21	20	19	18	17	16	15	14	13	12	11	10	9	8	7	6	5	4	3	2	1	0
0	0	1	0	0	1	0	1	0	1	0	0	Pm			0	1	Pg			0	Pn			0	Pd						
op S												o2						o3													

Encoding

ANDS <Pd>.B, <Pg>/Z, <Pn>.B, <Pm>.B

Decode for this encoding

```
if !IsFeatureImplemented(FEAT_SVE) && !IsFeatureImplemented(FEAT_SME) then
    EndOfDecode(Decode_UNDEF);
constant integer esize = 8;
constant integer g = UInt(Pg);
constant integer n = UInt(Pn);
constant integer m = UInt(Pm);
constant integer d = UInt(Pd);
constant boolean setflags = TRUE;
```

Assembler Symbols

- <Pd> Is the name of the destination scalable predicate register, encoded in the "Pd" field.
- <Pg> Is the name of the governing scalable predicate register, encoded in the "Pg" field.
- <Pn> Is the name of the first source scalable predicate register, encoded in the "Pn" field.
- <Pm> Is the name of the second source scalable predicate register, encoded in the "Pm" field.

Alias Conditions

Alias	Is preferred when
MOVS (predicated)	S == '1' && Pn == Pm

Operation

```
CheckSVEEnabled();
constant integer VL = CurrentVL;
constant integer PL = VL DIV 8;
constant integer elements = VL DIV esize;
constant bits(PL) mask = P[g, PL];
constant bits(PL) operand1 = P[n, PL];
constant bits(PL) operand2 = P[m, PL];
bits(PL) result;
constant integer psize = esize DIV 8;

for e = 0 to elements-1
    constant bit element1 = PredicateElement(operand1, e, esize);
    constant bit element2 = PredicateElement(operand2, e, esize);
    if ActivePredicateElement(mask, e, esize) then
        Elem[result, e, psize] = ZeroExtend(element1 AND element2, psize);
    else
        Elem[result, e, psize] = ZeroExtend('0', psize);

if setflags then
    PSTATE.<N,Z,C,V> = PredTest(mask, result, esize);
P[d, PL] = result;
```

Operational information

If PSTATE.DIT is 1:

- The execution time of this instruction is independent of:
 - The values of the data supplied in any of its operand registers when its governing predicate register contains the same value for each execution.
 - The values of the NZCV flags.
- The response of this instruction to asynchronous exceptions does not vary based on:
 - The values of the data supplied in any of its operand registers when its governing predicate register contains the same value for each execution.
 - The values of the NZCV flags.

If FEAT_SME is implemented and the PE is in Streaming SVE mode, then any subsequent instruction which is dependent on the NZCV condition flags written by this instruction might be significantly delayed.

Internal version only: aarchmrs v2025-03_rel, pseudocode v2025-03_rel ; Build timestamp: 2025-03-21T17:41

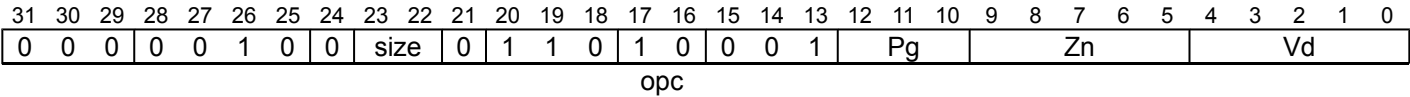
Copyright © 2010-2025 Arm Limited or its affiliates. All rights reserved. This document is Non-Confidential.

ANDV

Bitwise AND reduction to scalar

Bitwise AND horizontally across all lanes of a vector, and place the result in the SIMD&FP scalar destination register. Inactive elements in the source vector are treated as all ones.

SVE (FEAT_SVE || FEAT_SME)



Encoding

ANDV <V><d>, <Pg>, <Zn>.<T>

Decode for this encoding

```
if !IsFeatureImplemented(FEAT_SVE) && !IsFeatureImplemented(FEAT_SME) then
    EndOfDecode(Decode_UNDEF);
constant integer esize = 8 << UInt(size);
constant integer g = UInt(Pg);
constant integer n = UInt(Zn);
constant integer d = UInt(Vd);
```

Assembler Symbols

<V> Is a width specifier, encoded in “size”:

size	<V>
00	B
01	H
10	S
11	D

<d> Is the number [0-31] of the destination SIMD&FP register, encoded in the "Vd" field.

<Pg> Is the name of the governing scalable predicate register P0-P7, encoded in the "Pg" field.

<Zn> Is the name of the source scalable vector register, encoded in the "Zn" field.

<T> Is the size specifier, encoded in “size”:

size	<T>
00	B
01	H
10	S
11	D

Operation

```
CheckSVEEnabled();
constant integer VL = CurrentVL;
constant integer PL = VL DIV 8;
constant integer elements = VL DIV esize;
constant bits(PL) mask = P[g, PL];
constant bits(VL) operand = if AnyActiveElement(mask, esize) then Z[n, VL] else Zeros(VL);
bits(esize) result = Ones(esize);

for e = 0 to elements-1
    if ActivePredicateElement(mask, e, esize) then
        result = result AND Elem[operand, e, esize];

V[d, esize] = result;
```

Operational information

If PSTATE.DIT is 1:

- The execution time of this instruction is independent of:
 - The values of the data supplied in any of its operand registers when its governing predicate register contains the same value for each execution.
 - The values of the NZCV flags.
- The response of this instruction to asynchronous exceptions does not vary based on:
 - The values of the data supplied in any of its operand registers when its governing predicate register contains the same value for each execution.
 - The values of the NZCV flags.

Internal version only: aarchmrs v2025-03_rel, pseudocode v2025-03_rel ; Build timestamp: 2025-03-21T17:41

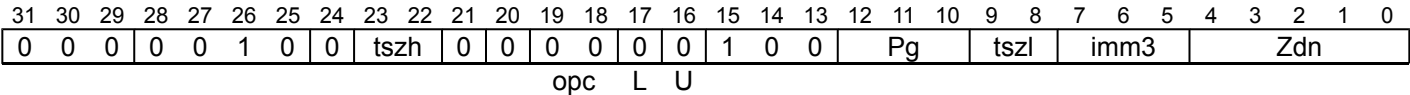
Copyright © 2010-2025 Arm Limited or its affiliates. All rights reserved. This document is Non-Confidential.

ASR (immediate, predicated)

Arithmetic shift right by immediate (predicated)

Shift right by immediate, preserving the sign bit, each active element of the source vector, and destructively place the results in the corresponding elements of the source vector. The immediate shift amount is an unsigned value in the range 1 to number of bits per element. Inactive elements in the destination vector register remain unmodified.

SVE
(FEAT_SVE || FEAT_SME)



Encoding

ASR <Zdn>.<T>, <Pg>/M, <Zdn>.<T>, #<const>

Decode for this encoding

```
if !IsFeatureImplemented(FEAT_SVE) && !IsFeatureImplemented(FEAT_SME) then
    EndOfDecode(Decode_UNDEF);
constant bits(4) tsize = tszh:tszl;
if tsize == '0000' then EndOfDecode(Decode_UNDEF);
constant integer esize = 8 << HighestSetBit(tsize);
constant integer g = UInt(Pg);
constant integer dn = UInt(Zdn);
constant integer shift = (2 * esize) - UInt(tsize:imm3);
```

Assembler Symbols

<Zdn> Is the name of the source and destination scalable vector register, encoded in the "Zdn" field.

<T> Is the size specifier, encoded in "tszh:tszl":

tszh	tszl	<T>
00	00	RESERVED
00	01	B
00	1x	H
01	xx	S
1x	xx	D

<Pg> Is the name of the governing scalable predicate register P0-P7, encoded in the "Pg" field.

<const> Is the immediate shift amount, in the range 1 to number of bits per element, encoded in "tszh:tszl:imm3".

Operation

```
CheckSVEEnabled();
constant integer VL = CurrentVL;
constant integer elements = VL DIV esize;
constant integer PL = VL DIV 8;
constant bits(VL) operand1 = Z[dn, VL];
constant bits(PL) mask = P[g, PL];
bits(VL) result;

for e = 0 to elements-1
    constant bits(esize) element1 = Elem[operand1, e, esize];
    if ActivePredicateElement(mask, e, esize) then
        Elem[result, e, esize] = ASR(element1, shift);
    else
        Elem[result, e, esize] = Elem[operand1, e, esize];

Z[dn, VL] = result;
```

Operational information

If PSTATE.DIT is 1:

- The execution time of this instruction is independent of:
 - The values of the data supplied in any of its operand registers when its governing predicate register contains the same value for each execution.
 - The values of the NZCV flags.
- The response of this instruction to asynchronous exceptions does not vary based on:
 - The values of the data supplied in any of its operand registers when its governing predicate register contains the same value for each execution.
 - The values of the NZCV flags.

This instruction might be immediately preceded in program order by a MOVPRFX instruction. The MOVPRFX must conform to all of the following requirements, otherwise the behavior of the MOVPRFX and this instruction is CONSTRAINED UNPREDICTABLE:

- The MOVPRFX can be predicated or unpredicated.
- A predicated MOVPRFX must use the same governing predicate register as this instruction.
- A predicated MOVPRFX must use the larger of the destination element size and first source element size in the preferred disassembly of this instruction.
- The MOVPRFX must specify the same destination register as this instruction.
- The destination register must not refer to architectural register state referenced by any other source operand register of this instruction.

Internal version only: aarchmrs v2025-03_rel, pseudocode v2025-03_rel ; Build timestamp: 2025-03-21T17:41

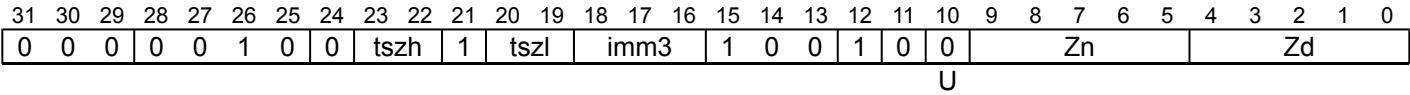
Copyright © 2010-2025 Arm Limited or its affiliates. All rights reserved. This document is Non-Confidential.

ASR (immediate, unpredicated)

Arithmetic shift right by immediate (unpredicated)

Shift right by immediate, preserving the sign bit, each element of the source vector, and place the results in the corresponding elements of the destination vector. The immediate shift amount is an unsigned value in the range 1 to number of bits per element. This instruction is unpredicated.

SVE (FEAT_SVE || FEAT_SME)



Encoding

ASR <Zd>.<T>, <Zn>.<T>, #<const>

Decode for this encoding

```
if !IsFeatureImplemented(FEAT_SVE) && !IsFeatureImplemented(FEAT_SME) then
    EndOfDecode(Decode_UNDEF);
constant bits(4) tsize = tszh:tszl;
if tsize == '0000' then EndOfDecode(Decode_UNDEF);
constant integer esize = 8 << HighestSetBit(tsize);
constant integer n = UInt(Zn);
constant integer d = UInt(Zd);
constant integer shift = (2 * esize) - UInt(tsize:imm3);
```

Assembler Symbols

<Zd> Is the name of the destination scalable vector register, encoded in the "Zd" field.

<T> Is the size specifier, encoded in "tszh:tszl":

tszh	tszl	<T>
00	00	RESERVED
00	01	B
00	1x	H
01	xx	S
1x	xx	D

<Zn> Is the name of the source scalable vector register, encoded in the "Zn" field.

<const> Is the immediate shift amount, in the range 1 to number of bits per element, encoded in "tszh:tszl:imm3".

Operation

```
CheckSVEEnabled();
constant integer VL = CurrentVL;
constant integer elements = VL DIV esize;
constant bits(VL) operand1 = Z[n, VL];
bits(VL) result;

for e = 0 to elements-1
    constant bits(esize) element1 = Elem[operand1, e, esize];
    Elem[result, e, esize] = ASR(element1, shift);

Z[d, VL] = result;
```

Operational information

If PSTATE.DIT is 1:

- The execution time of this instruction is independent of:
 - The values of the data supplied in any of its registers.
 - The values of the NZCV flags.
- The response of this instruction to asynchronous exceptions does not vary based on:
 - The values of the data supplied in any of its registers.
 - The values of the NZCV flags.

Internal version only: aarchmrs v2025-03_rel, pseudocode v2025-03_rel ; Build timestamp: 2025-03-21T17:41

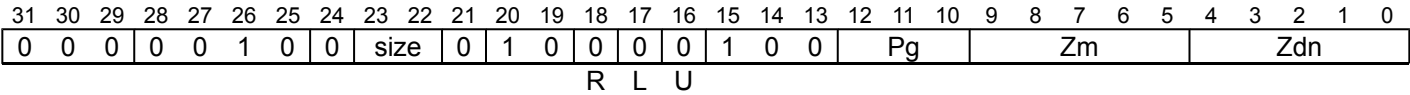
Copyright © 2010-2025 Arm Limited or its affiliates. All rights reserved. This document is Non-Confidential.

ASR (vectors)

Arithmetic shift right by vector (predicated)

Shift right, preserving the sign bit, active elements of the first source vector by corresponding elements of the second source vector and destructively place the results in the corresponding elements of the first source vector. The shift amount operand is a vector of unsigned elements in which all bits are significant, and not used modulo the element size. Inactive elements in the destination vector register remain unmodified.

SVE
(FEAT_SVE || FEAT_SME)



Encoding

ASR <Zdn>.<T>, <Pg>/M, <Zdn>.<T>, <Zm>.<T>

Decode for this encoding

```
if !IsFeatureImplemented(FEAT_SVE) && !IsFeatureImplemented(FEAT_SME) then
    EndOfDecode(Decode_UNDEF);
constant integer esize = 8 << UInt(size);
constant integer g = UInt(Pg);
constant integer dn = UInt(Zdn);
constant integer m = UInt(Zm);
```

Assembler Symbols

<Zdn> Is the name of the first source and destination scalable vector register, encoded in the "Zdn" field.

<T> Is the size specifier, encoded in "size":

Table with 2 columns: size, <T>. Rows: 00 B, 01 H, 10 S, 11 D.

<Pg> Is the name of the governing scalable predicate register P0-P7, encoded in the "Pg" field.

<Zm> Is the name of the second source scalable vector register, encoded in the "Zm" field.

Operation

```
CheckSVEEnabled();
constant integer VL = CurrentVL;
constant integer PL = VL DIV 8;
constant integer elements = VL DIV esize;
constant bits(PL) mask = P[g, PL];
constant bits(VL) operand1 = Z[dn, VL];
constant bits(VL) operand2 = if AnyActiveElement(mask, esize) then Z[m, VL] else Zeros(VL);
bits(VL) result;

for e = 0 to elements-1
    if ActivePredicateElement(mask, e, esize) then
        constant bits(esize) element1 = Elem[operand1, e, esize];
        constant bits(esize) element2 = Elem[operand2, e, esize];
        constant integer shift = Min(UInt(element2), esize);
        Elem[result, e, esize] = ASR(element1, shift);
    else
        Elem[result, e, esize] = Elem[operand1, e, esize];

Z[dn, VL] = result;
```

Operational information

If PSTATE.DIT is 1:

- The execution time of this instruction is independent of:
 - The values of the data supplied in any of its operand registers when its governing predicate register contains the same value for each execution.
 - The values of the NZCV flags.
- The response of this instruction to asynchronous exceptions does not vary based on:
 - The values of the data supplied in any of its operand registers when its governing predicate register contains the same value for each execution.
 - The values of the NZCV flags.

This instruction might be immediately preceded in program order by a MOVPRFX instruction. The MOVPRFX must conform to all of the following requirements, otherwise the behavior of the MOVPRFX and this instruction is CONSTRAINED UNPREDICTABLE:

- The MOVPRFX can be predicated or unpredicated.
- A predicated MOVPRFX must use the same governing predicate register as this instruction.
- A predicated MOVPRFX must use the larger of the destination element size and first source element size in the preferred disassembly of this instruction.
- The MOVPRFX must specify the same destination register as this instruction.
- The destination register must not refer to architectural register state referenced by any other source operand register of this instruction.

Internal version only: aarchmrs v2025-03_rel, pseudocode v2025-03_rel ; Build timestamp: 2025-03-21T17:41

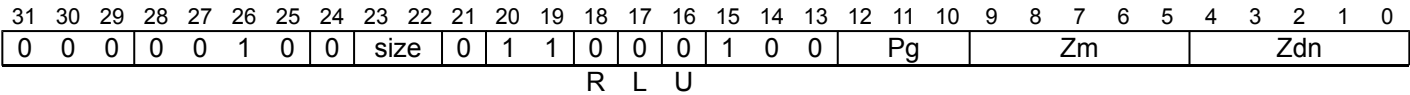
Copyright © 2010-2025 Arm Limited or its affiliates. All rights reserved. This document is Non-Confidential.

ASR (wide elements, predicated)

Arithmetic shift right by 64-bit wide elements (predicated)

Shift right, preserving the sign bit, active elements of the first source vector by corresponding overlapping 64-bit elements of the second source vector and destructively place the results in the corresponding elements of the first source vector. The shift amount is a vector of unsigned 64-bit doubleword elements in which all bits are significant, and not used modulo the destination element size. Inactive elements in the destination vector register remain unmodified.

SVE
(FEAT_SVE || FEAT_SME)



Encoding

ASR <Zdn>.<T>, <Pg>/M, <Zdn>.<T>, <Zm>.D

Decode for this encoding

```
if !IsFeatureImplemented(FEAT_SVE) && !IsFeatureImplemented(FEAT_SME) then
    EndOfDecode(Decode_UNDEF);
if size == '11' then EndOfDecode(Decode_UNDEF);
constant integer esize = 8 << UInt(size);
constant integer g = UInt(Pg);
constant integer dn = UInt(Zdn);
constant integer m = UInt(Zm);
```

Assembler Symbols

<Zdn> Is the name of the first source and destination scalable vector register, encoded in the "Zdn" field.

<T> Is the size specifier, encoded in "size":

Table with 2 columns: size, <T>. Rows: 00 B, 01 H, 10 S, 11 RESERVED.

<Pg> Is the name of the governing scalable predicate register P0-P7, encoded in the "Pg" field.

<Zm> Is the name of the second source scalable vector register, encoded in the "Zm" field.

Operation

```
CheckSVEEnabled();
constant integer VL = CurrentVL;
constant integer PL = VL DIV 8;
constant integer elements = VL DIV esize;
constant bits(PL) mask = P[g, PL];
constant bits(VL) operand1 = Z[dn, VL];
constant bits(VL) operand2 = if AnyActiveElement(mask, esize) then Z[m, VL] else Zeros(VL);
bits(VL) result;

for e = 0 to elements-1
    if ActivePredicateElement(mask, e, esize) then
        constant bits(esize) element1 = Elem[operand1, e, esize];
        constant bits(64) element2 = Elem[operand2, (e * esize) DIV 64, 64];
        constant integer shift = Min(UInt(element2), esize);
        Elem[result, e, esize] = ASR(element1, shift);
    else
        Elem[result, e, esize] = Elem[operand1, e, esize];

Z[dn, VL] = result;
```

Operational information

If PSTATE.DIT is 1:

- The execution time of this instruction is independent of:
 - The values of the data supplied in any of its operand registers when its governing predicate register contains the same value for each execution.
 - The values of the NZCV flags.
- The response of this instruction to asynchronous exceptions does not vary based on:
 - The values of the data supplied in any of its operand registers when its governing predicate register contains the same value for each execution.
 - The values of the NZCV flags.

This instruction might be immediately preceded in program order by a MOVPRFX instruction. The MOVPRFX must conform to all of the following requirements, otherwise the behavior of the MOVPRFX and this instruction is CONSTRAINED UNPREDICTABLE:

- The MOVPRFX can be predicated or unpredicated.
- A predicated MOVPRFX must use the same governing predicate register as this instruction.
- A predicated MOVPRFX must use the larger of the destination element size and first source element size in the preferred disassembly of this instruction.
- The MOVPRFX must specify the same destination register as this instruction.
- The destination register must not refer to architectural register state referenced by any other source operand register of this instruction.

Internal version only: aarchmrs v2025-03_rel, pseudocode v2025-03_rel ; Build timestamp: 2025-03-21T17:41

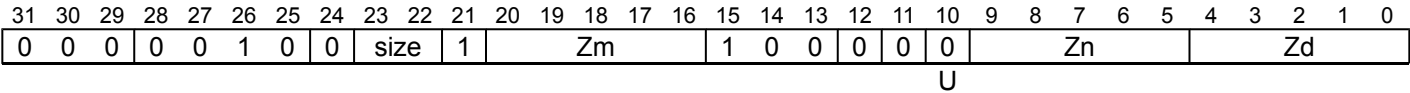
Copyright © 2010-2025 Arm Limited or its affiliates. All rights reserved. This document is Non-Confidential.

ASR (wide elements, unpredicated)

Arithmetic shift right by 64-bit wide elements (unpredicated)

Shift right, preserving the sign bit, all elements of the first source vector by corresponding overlapping 64-bit elements of the second source vector and place the first in the corresponding elements of the destination vector. The shift amount is a vector of unsigned 64-bit doubleword elements in which all bits are significant, and not used modulo the destination element size. This instruction is unpredicated.

SVE
(FEAT_SVE || FEAT_SME)



Encoding

ASR <Zd>.<T>, <Zn>.<T>, <Zm>.<D>

Decode for this encoding

```
if !IsFeatureImplemented(FEAT_SVE) && !IsFeatureImplemented(FEAT_SME) then
    EndOfDecode(Decode_UNDEF);
if size == '11' then EndOfDecode(Decode_UNDEF);
constant integer esize = 8 << UInt(size);
constant integer n = UInt(Zn);
constant integer m = UInt(Zm);
constant integer d = UInt(Zd);
```

Assembler Symbols

<Zd> Is the name of the destination scalable vector register, encoded in the "Zd" field.

<T> Is the size specifier, encoded in "size":

size	<T>
00	B
01	H
10	S
11	RESERVED

<Zn> Is the name of the first source scalable vector register, encoded in the "Zn" field.

<Zm> Is the name of the second source scalable vector register, encoded in the "Zm" field.

Operation

```
CheckSVEEnabled();
constant integer VL = CurrentVL;
constant integer elements = VL DIV esize;
constant bits(VL) operand1 = Z[n, VL];
constant bits(VL) operand2 = Z[m, VL];
bits(VL) result;

for e = 0 to elements-1
    constant bits(esize) element1 = Elem[operand1, e, esize];
    constant bits(64) element2 = Elem[operand2, (e * esize) DIV 64, 64];
    constant integer shift = Min(UInt(element2), esize);
    Elem[result, e, esize] = ASR(element1, shift);

Z[d, VL] = result;
```

Operational information

If PSTATE.DIT is 1:

- The execution time of this instruction is independent of:
 - The values of the data supplied in any of its registers.
 - The values of the NZCV flags.
- The response of this instruction to asynchronous exceptions does not vary based on:
 - The values of the data supplied in any of its registers.
 - The values of the NZCV flags.

Internal version only: aarchmrs v2025-03_rel, pseudocode v2025-03_rel ; Build timestamp: 2025-03-21T17:41

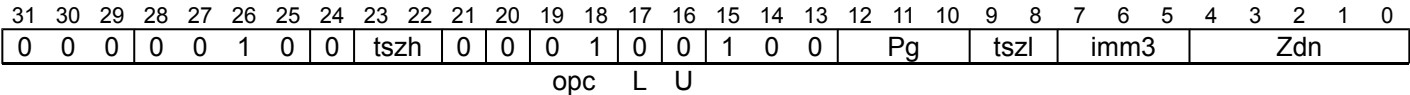
Copyright © 2010-2025 Arm Limited or its affiliates. All rights reserved. This document is Non-Confidential.

ASRD

Arithmetic shift right for divide by immediate (predicated)

Shift right by immediate, preserving the sign bit, each active element of the source vector, and destructively place the results in the corresponding elements of the source vector. The result rounds toward zero as in a signed division. The immediate shift amount is an unsigned value in the range 1 to number of bits per element. Inactive elements in the destination vector register remain unmodified.

SVE
(FEAT_SVE || FEAT_SME)



Encoding

ASRD <Zdn>.<T>, <Pg>/M, <Zdn>.<T>, #<const>

Decode for this encoding

```
if !IsFeatureImplemented(FEAT_SVE) && !IsFeatureImplemented(FEAT_SME) then
    EndOfDecode(Decode_UNDEF);
constant bits(4) tsize = tszh:tszl;
if tsize == '0000' then EndOfDecode(Decode_UNDEF);
constant integer esize = 8 << HighestSetBit(tsize);
constant integer g = UInt(Pg);
constant integer dn = UInt(Zdn);
constant integer shift = (2 * esize) - UInt(tsize:imm3);
```

Assembler Symbols

<Zdn> Is the name of the source and destination scalable vector register, encoded in the "Zdn" field.

<T> Is the size specifier, encoded in "tszh:tszl":

tszh	tszl	<T>
00	00	RESERVED
00	01	B
00	1x	H
01	xx	S
1x	xx	D

<Pg> Is the name of the governing scalable predicate register P0-P7, encoded in the "Pg" field.

<const> Is the immediate shift amount, in the range 1 to number of bits per element, encoded in "tszh:tszl:imm3".

Operation

```
CheckSVEEnabled();
constant integer VL = CurrentVL;
constant integer PL = VL DIV 8;
constant integer elements = VL DIV esize;
constant bits(PL) mask = P[g, PL];
constant bits(VL) operand1 = Z[dn, VL];
bits(VL) result;

for e = 0 to elements-1
    if ActivePredicateElement(mask, e, esize) then
        integer element1 = SInt(Elem[operand1, e, esize]);
        if element1 < 0 then
            element1 = element1 + ((1 << shift) - 1);
        Elem[result, e, esize] = (element1 >> shift) < esize-1:0>;
    else
        Elem[result, e, esize] = Elem[operand1, e, esize];

Z[dn, VL] = result;
```

Operational information

If PSTATE.DIT is 1:

- The execution time of this instruction is independent of:
 - The values of the data supplied in any of its operand registers when its governing predicate register contains the same value for each execution.
 - The values of the NZCV flags.
- The response of this instruction to asynchronous exceptions does not vary based on:
 - The values of the data supplied in any of its operand registers when its governing predicate register contains the same value for each execution.
 - The values of the NZCV flags.

This instruction might be immediately preceded in program order by a MOVPRFX instruction. The MOVPRFX must conform to all of the following requirements, otherwise the behavior of the MOVPRFX and this instruction is CONSTRAINED UNPREDICTABLE:

- The MOVPRFX can be predicated or unpredicated.
- A predicated MOVPRFX must use the same governing predicate register as this instruction.
- A predicated MOVPRFX must use the larger of the destination element size and first source element size in the preferred disassembly of this instruction.
- The MOVPRFX must specify the same destination register as this instruction.
- The destination register must not refer to architectural register state referenced by any other source operand register of this instruction.

Internal version only: aarchmrs v2025-03_rel, pseudocode v2025-03_rel ; Build timestamp: 2025-03-21T17:41

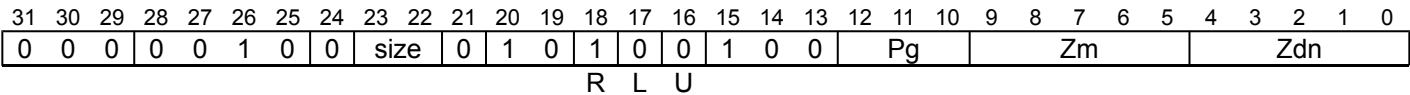
Copyright © 2010-2025 Arm Limited or its affiliates. All rights reserved. This document is Non-Confidential.

ASRR

Reversed arithmetic shift right by vector (predicated)

Reversed shift right, preserving the sign bit, active elements of the second source vector by corresponding elements of the first source vector and destructively place the results in the corresponding elements of the first source vector. The shift amount operand is a vector of unsigned elements in which all bits are significant, and not used modulo the element size. Inactive elements in the destination vector register remain unmodified.

SVE
(FEAT_SVE || FEAT_SME)



Encoding

ASRR <Zdn>.<T>, <Pg>/M, <Zdn>.<T>, <Zm>.<T>

Decode for this encoding

```
if !IsFeatureImplemented(FEAT_SVE) && !IsFeatureImplemented(FEAT_SME) then
    EndOfDecode(Decode_UNDEF);
constant integer esize = 8 << UInt(size);
constant integer g = UInt(Pg);
constant integer dn = UInt(Zdn);
constant integer m = UInt(Zm);
```

Assembler Symbols

<Zdn> Is the name of the first source and destination scalable vector register, encoded in the "Zdn" field.

<T> Is the size specifier, encoded in "size":

size	<T>
00	B
01	H
10	S
11	D

<Pg> Is the name of the governing scalable predicate register P0-P7, encoded in the "Pg" field.

<Zm> Is the name of the second source scalable vector register, encoded in the "Zm" field.

Operation

```
CheckSVEEnabled();
constant integer VL = CurrentVL;
constant integer PL = VL DIV 8;
constant integer elements = VL DIV esize;
constant bits(PL) mask = P[g, PL];
constant bits(VL) operand1 = Z[dn, VL];
constant bits(VL) operand2 = if AnyActiveElement(mask, esize) then Z[m, VL] else Zeros(VL);
bits(VL) result;

for e = 0 to elements-1
    if ActivePredicateElement(mask, e, esize) then
        constant bits(esize) element1 = Elem[operand1, e, esize];
        constant bits(esize) element2 = Elem[operand2, e, esize];
        constant integer shift = Min(UInt(element1), esize);
        Elem[result, e, esize] = ASR(element2, shift);
    else
        Elem[result, e, esize] = Elem[operand1, e, esize];

Z[dn, VL] = result;
```

Operational information

If PSTATE.DIT is 1:

- The execution time of this instruction is independent of:
 - The values of the data supplied in any of its operand registers when its governing predicate register contains the same value for each execution.
 - The values of the NZCV flags.
- The response of this instruction to asynchronous exceptions does not vary based on:
 - The values of the data supplied in any of its operand registers when its governing predicate register contains the same value for each execution.
 - The values of the NZCV flags.

This instruction might be immediately preceded in program order by a MOVPRFX instruction. The MOVPRFX must conform to all of the following requirements, otherwise the behavior of the MOVPRFX and this instruction is CONSTRAINED UNPREDICTABLE:

- The MOVPRFX can be predicated or unpredicated.
- A predicated MOVPRFX must use the same governing predicate register as this instruction.
- A predicated MOVPRFX must use the larger of the destination element size and first source element size in the preferred disassembly of this instruction.
- The MOVPRFX must specify the same destination register as this instruction.
- The destination register must not refer to architectural register state referenced by any other source operand register of this instruction.

Internal version only: aarchmrs v2025-03_rel, pseudocode v2025-03_rel ; Build timestamp: 2025-03-21T17:41

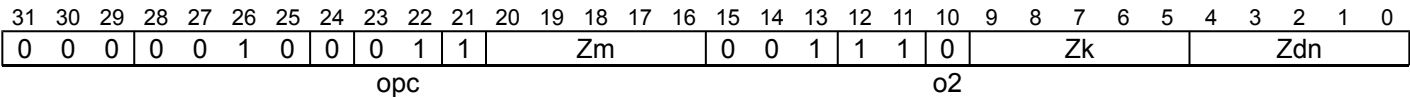
Copyright © 2010-2025 Arm Limited or its affiliates. All rights reserved. This document is Non-Confidential.

BCAX

Bitwise clear and exclusive-OR

Bitwise AND elements of the second source vector with the corresponding inverted elements of the third source vector, then exclusive-OR the results with corresponding elements of the first source vector. The final results are destructively placed in the corresponding elements of the destination and first source vector. This instruction is unpredicated.

SVE2
(FEAT_SVE2 || FEAT_SME)



Encoding

BCAX <Zdn>.D, <Zdn>.D, <Zm>.D, <Zk>.D

Decode for this encoding

```
if !IsFeatureImplemented(FEAT_SVE2) && !IsFeatureImplemented(FEAT_SME) then
    EndOfDecode(Decode_UNDEF);
constant integer m = UInt(Zm);
constant integer k = UInt(Zk);
constant integer dn = UInt(Zdn);
```

Assembler Symbols

- <Zdn> Is the name of the first source and destination scalable vector register, encoded in the "Zdn" field.
- <Zm> Is the name of the second source scalable vector register, encoded in the "Zm" field.
- <Zk> Is the name of the third source scalable vector register, encoded in the "Zk" field.

Operation

```
CheckSVEEnabled();
constant integer VL = CurrentVL;
constant bits(VL) operand1 = Z[dn, VL];
constant bits(VL) operand2 = Z[m, VL];
constant bits(VL) operand3 = Z[k, VL];

Z[dn, VL] = operand1 EOR (operand2 AND NOT(operand3));
```

Operational information

- If PSTATE.DIT is 1:
- The execution time of this instruction is independent of:
 - The values of the data supplied in any of its registers.
 - The values of the NZCV flags.
 - The response of this instruction to asynchronous exceptions does not vary based on:
 - The values of the data supplied in any of its registers.
 - The values of the NZCV flags.

This instruction might be immediately preceded in program order by a MOVPRFX instruction. The MOVPRFX must conform to all of the following requirements, otherwise the behavior of the MOVPRFX and this instruction is CONSTRAINED UNPREDICTABLE:

- The MOVPRFX must be unpredicated.
- The MOVPRFX must specify the same destination register as this instruction.
- The destination register must not refer to architectural register state referenced by any other source operand register of this instruction.

BDEP

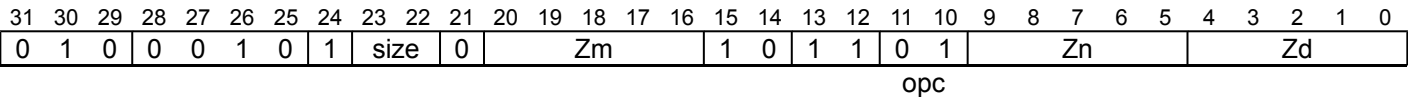
Scatter lower bits into positions selected by bitmask

This instruction scatters the lowest-numbered contiguous bits within each element of the first source vector to the bit positions indicated by non-zero bits in the corresponding mask element of the second source vector, preserving their order, and set the bits corresponding to a zero mask bit to zero. This instruction is unpredicated.

ID_AA64ZFR0_EL1.BitPerm indicates whether this instruction is implemented.

This instruction is illegal when executed in Streaming SVE mode, unless FEAT_SME_FA64 is implemented and enabled, or FEAT_SSVE_BitPerm is implemented.

SVE2
(FEAT_SVE_BitPerm)



Encoding

BDEP <Zd>.<T>, <Zn>.<T>, <Zm>.<T>

Decode for this encoding

```
if !IsFeatureImplemented(FEAT_SVE_BitPerm) then EndOfDecode(Decode_UNDEF);
constant integer esize = 8 << UInt(size);
constant integer n = UInt(Zn);
constant integer m = UInt(Zm);
constant integer d = UInt(Zd);
```

Assembler Symbols

<Zd> Is the name of the destination scalable vector register, encoded in the "Zd" field.

<T> Is the size specifier, encoded in "size":

size	<T>
00	B
01	H
10	S
11	D

<Zn> Is the name of the first source scalable vector register, encoded in the "Zn" field.

<Zm> Is the name of the second source scalable vector register, encoded in the "Zm" field.

Operation

```
if IsFeatureImplemented(FEAT_SSVE_BitPerm) then
    CheckSVEEnabled();
else
    CheckNonStreamingSVEEnabled();
constant integer VL = CurrentVL;
constant integer elements = VL DIV esize;
constant bits(VL) data = Z[n, VL];
constant bits(VL) mask = Z[m, VL];
bits(VL) result;

for e = 0 to elements - 1
    Elem[result, e, esize] = BitDeposit(Elem[data, e, esize], Elem[mask, e, esize]);
Z[d, VL] = result;
```

Operational information

If PSTATE.DIT is 1:

- The execution time of this instruction is independent of:
 - The values of the data supplied in any of its registers.
 - The values of the NZCV flags.
- The response of this instruction to asynchronous exceptions does not vary based on:
 - The values of the data supplied in any of its registers.
 - The values of the NZCV flags.

Internal version only: aarchmrs v2025-03_rel, pseudocode v2025-03_rel ; Build timestamp: 2025-03-21T17:41

Copyright © 2010-2025 Arm Limited or its affiliates. All rights reserved. This document is Non-Confidential.

BEXT

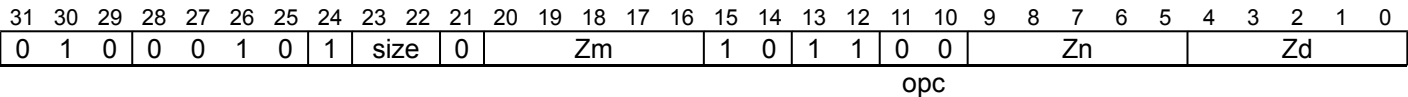
Gather lower bits from positions selected by bitmask

This instruction gathers bits in each element of the first source vector from the bit positions indicated by non-zero bits in the corresponding mask element of the second source vector to the lowest-numbered contiguous bits of the corresponding destination element, preserving their order, and sets the remaining higher-numbered bits to zero. This instruction is unpredicated.

ID_AA64ZFR0_EL1.BitPerm indicates whether this instruction is implemented.

This instruction is illegal when executed in Streaming SVE mode, unless FEAT_SME_FA64 is implemented and enabled, or FEAT_SSVE_BitPerm is implemented.

SVE2
(FEAT_SVE_BitPerm)



Encoding

BEXT <Zd>.<T>, <Zn>.<T>, <Zm>.<T>

Decode for this encoding

```
if !IsFeatureImplemented(FEAT_SVE_BitPerm) then EndOfDecode(Decode_UNDEF);
constant integer esize = 8 << UInt(size);
constant integer n = UInt(Zn);
constant integer m = UInt(Zm);
constant integer d = UInt(Zd);
```

Assembler Symbols

<Zd> Is the name of the destination scalable vector register, encoded in the "Zd" field.

<T> Is the size specifier, encoded in "size":

size	<T>
00	B
01	H
10	S
11	D

<Zn> Is the name of the first source scalable vector register, encoded in the "Zn" field.

<Zm> Is the name of the second source scalable vector register, encoded in the "Zm" field.

Operation

```
if IsFeatureImplemented(FEAT_SSVE_BitPerm) then
    CheckSVEEnabled();
else
    CheckNonStreamingSVEEnabled();
constant integer VL = CurrentVL;
constant integer elements = VL DIV esize;
constant bits(VL) data = Z[n, VL];
constant bits(VL) mask = Z[m, VL];
bits(VL) result;

for e = 0 to elements - 1
    Elem[result, e, esize] = BitExtract(Elem[data, e, esize], Elem[mask, e, esize]);
Z[d, VL] = result;
```

Operational information

If PSTATE.DIT is 1:

- The execution time of this instruction is independent of:
 - The values of the data supplied in any of its registers.
 - The values of the NZCV flags.
- The response of this instruction to asynchronous exceptions does not vary based on:
 - The values of the data supplied in any of its registers.
 - The values of the NZCV flags.

Internal version only: aarchmrs v2025-03_rel, pseudocode v2025-03_rel ; Build timestamp: 2025-03-21T17:41

Copyright © 2010-2025 Arm Limited or its affiliates. All rights reserved. This document is Non-Confidential.

BF1CVT, BF2CVT

8-bit floating-point convert to BFloat16

Convert each even-numbered 8-bit floating-point element of the source vector to BFloat16 while downscaling the value, and place the results in the overlapping 16-bit elements of the destination vector. BF1CVT scales the values by $2^{-\text{UInt}(\text{FPMR.LSCALE}[5:0])}$. BF2CVT scales the values by $2^{-\text{UInt}(\text{FPMR.LSCALE2}[5:0])}$.

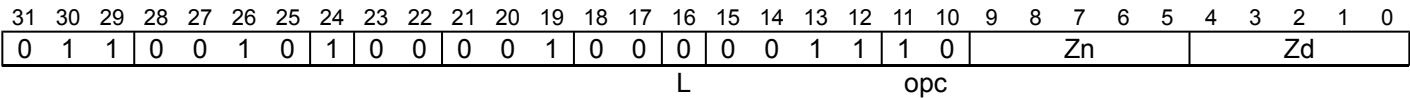
The 8-bit floating-point encoding format for BF1CVT is selected by FPMR.F8S1. The 8-bit floating-point encoding format for BF2CVT is selected by FPMR.F8S2.

This instruction is unpredicated.

It has encodings from 2 classes: [BF1CVT](#) and [BF2CVT](#)

BF1CVT

((FEAT_SVE2 || FEAT_SME2) && FEAT_FP8)



Encoding

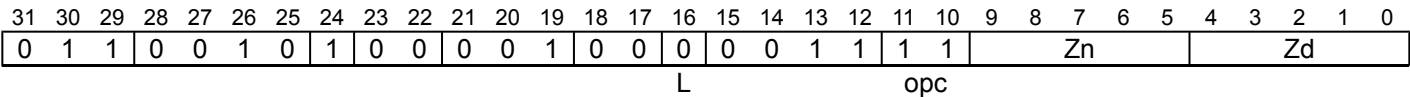
BF1CVT <Zd>.H, <Zn>.B

Decode for this encoding

```
if ((!IsFeatureImplemented(FEAT_SVE2) && !IsFeatureImplemented(FEAT_SME2)) ||
    !IsFeatureImplemented(FEAT_FP8)) then EndOfDecode(Decode_UNDEF);
constant integer esize = 16;
constant integer n = UInt(Zn);
constant integer d = UInt(Zd);
constant integer s_esize = 8;
constant integer d_esize = 16;
constant boolean issrc2 = FALSE;
```

BF2CVT

((FEAT_SVE2 || FEAT_SME2) && FEAT_FP8)



Encoding

BF2CVT <Zd>.H, <Zn>.B

Decode for this encoding

```
if ((!IsFeatureImplemented(FEAT_SVE2) && !IsFeatureImplemented(FEAT_SME2)) ||
    !IsFeatureImplemented(FEAT_FP8)) then EndOfDecode(Decode_UNDEF);
constant integer esize = 16;
constant integer n = UInt(Zn);
constant integer d = UInt(Zd);
constant integer s_esize = 8;
constant integer d_esize = 16;
constant boolean issrc2 = TRUE;
```

Assembler Symbols

<Zd> Is the name of the destination scalable vector register, encoded in the "Zd" field.

<Zn> Is the name of the source scalable vector register, encoded in the "Zn" field.

Operation

```
CheckFPMREnabled();
if IsFeatureImplemented(FEAT_SME2) then CheckSVEEnabled(); else CheckNonStreamingSVEEnabled();
constant integer VL = CurrentVL;
constant integer elements = VL DIV esize;
constant bits(VL) operand = Z[n, VL];
bits(VL) result;

for e = 0 to elements-1
    constant bits(esize) element = Elem[operand, e, esize];
    constant bits(d_esize) res = FP8ConvertBF(element<s_esize-1:0>, issrc2, FPCR, FPMR);
    Elem[result, e, esize] = ZeroExtend(res, esize);

Z[d, VL] = result;
```

Internal version only: aarchmrs v2025-03_rel, pseudocode v2025-03_rel ; Build timestamp: 2025-03-21T17:41

Copyright © 2010-2025 Arm Limited or its affiliates. All rights reserved. This document is Non-Confidential.

BF1CVTLT, BF2CVTLT

8-bit floating-point convert to BFloat16 (top)

Convert each odd-numbered 8-bit floating-point element of the source vector to BFloat16 while downscaling the value, and place the results in the overlapping 16-bit elements of the destination vector. BF1CVTLT scales the values by $2^{-\text{UInt}(\text{FPMR.LSCALE}[5:0])}$. BF2CVTLT scales the values by $2^{-\text{UInt}(\text{FPMR.LSCALE2}[5:0])}$.

The 8-bit floating-point encoding format for BF1CVTLT is selected by FPMR.F8S1. The 8-bit floating-point encoding format for BF2CVTLT is selected by FPMR.F8S2.

This instruction is unpredicated.

It has encodings from 2 classes: [BF1CVTLT](#) and [BF2CVTLT](#)

BF1CVTLT

((FEAT_SVE2 || FEAT_SME2) && FEAT_FP8)

31	30	29	28	27	26	25	24	23	22	21	20	19	18	17	16	15	14	13	12	11	10	9	8	7	6	5	4	3	2	1	0
0	1	1	0	0	1	0	1	0	0	0	0	1	0	0	1	1	1	0	Zn				Zd								
L																opc															

Encoding

BF1CVTLT <Zd>.H, <Zn>.B

Decode for this encoding

```
if ((!IsFeatureImplemented(FEAT_SVE2) && !IsFeatureImplemented(FEAT_SME2)) ||
    !IsFeatureImplemented(FEAT_FP8)) then EndOfDecode(Decode_UNDEF);
constant integer esize = 16;
constant integer n = UInt(Zn);
constant integer d = UInt(Zd);
constant boolean issrc2 = FALSE;
```

BF2CVTLT

((FEAT_SVE2 || FEAT_SME2) && FEAT_FP8)

31	30	29	28	27	26	25	24	23	22	21	20	19	18	17	16	15	14	13	12	11	10	9	8	7	6	5	4	3	2	1	0
0	1	1	0	0	1	0	1	0	0	0	0	1	0	0	1	0	0	1	1	1	1	Zn				Zd					
L																opc															

Encoding

BF2CVTLT <Zd>.H, <Zn>.B

Decode for this encoding

```
if ((!IsFeatureImplemented(FEAT_SVE2) && !IsFeatureImplemented(FEAT_SME2)) ||
    !IsFeatureImplemented(FEAT_FP8)) then EndOfDecode(Decode_UNDEF);
constant integer esize = 16;
constant integer n = UInt(Zn);
constant integer d = UInt(Zd);
constant boolean issrc2 = TRUE;
```

Assembler Symbols

- <Zd> Is the name of the destination scalable vector register, encoded in the "Zd" field.
- <Zn> Is the name of the source scalable vector register, encoded in the "Zn" field.

Operation

```
CheckFPMREnabled();  
if IsFeatureImplemented(FEAT_SME2) then CheckSVEEnabled(); else CheckNonStreamingSVEEnabled();  
constant integer VL = CurrentVL;  
constant integer elements = VL DIV esize;  
constant bits(VL) operand = Z[n, VL];  
bits(VL) result;  
for e = 0 to elements-1  
    constant bits(esize DIV 2) element = Elem[operand, 2*e + 1, esize DIV 2];  
    Elem[result, e, esize] = FP8ConvertBF(element, issrc2, FPCR, FPMR);  
  
Z[d, VL] = result;
```

Internal version only: aarchmrs v2025-03_rel, pseudocode v2025-03_rel ; Build timestamp: 2025-03-21T17:41

Copyright © 2010-2025 Arm Limited or its affiliates. All rights reserved. This document is Non-Confidential.

BFADD (predicated)

BFloat16 add vectors (predicated)

Add active BFloat16 elements of the second source vector to corresponding elements of the first source vector and destructively place the results in the corresponding elements of the first source vector. Inactive elements in the destination vector register remain unmodified.

This instruction follows SVE2 non-widening BFloat16 numerical behaviors.

ID_AA64ZFR0_EL1.B16B16 indicates whether this instruction is implemented.

SVE2 (FEAT_SVE_B16B16)

31	30	29	28	27	26	25	24	23	22	21	20	19	18	17	16	15	14	13	12	11	10	9	8	7	6	5	4	3	2	1	0
0	1	1	0	0	1	0	1	0	0	0	0	0	0	0	0	1	0	0	Pg			Zm				Zdn					
size												opc																			

Encoding

BFADD <Zdn>.H, <Pg>/M, <Zdn>.H, <Zm>.H

Decode for this encoding

```
if !IsFeatureImplemented(FEAT_SVE_B16B16) then EndOfDecode(Decode_UNDEF);

constant integer g = UInt(Pg);
constant integer dn = UInt(Zdn);
constant integer m = UInt(Zm);
```

Assembler Symbols

- <Zdn> Is the name of the first source and destination scalable vector register, encoded in the "Zdn" field.
- <Pg> Is the name of the governing scalable predicate register P0-P7, encoded in the "Pg" field.
- <Zm> Is the name of the second source scalable vector register, encoded in the "Zm" field.

Operation

```
if IsFeatureImplemented(FEAT_SME2) then CheckSVEEnabled(); else CheckNonStreamingSVEEnabled();
constant integer VL = CurrentVL;
constant integer PL = VL DIV 8;
constant integer elements = VL DIV 16;
constant bits(PL) mask = P[g, PL];
constant bits(VL) operand1 = Z[dn, VL];
constant bits(VL) operand2 = if AnyActiveElement(mask, 16) then Z[m, VL] else Zeros(VL);
bits(VL) result;

for e = 0 to elements-1
    constant bits(16) element1 = Elem[operand1, e, 16];
    if ActivePredicateElement(mask, e, 16) then
        constant bits(16) element2 = Elem[operand2, e, 16];
        Elem[result, e, 16] = BFAdd(element1, element2, FPCR);
    else
        Elem[result, e, 16] = element1;

Z[dn, VL] = result;
```

Operational information

- This instruction might be immediately preceded in program order by a MOVPRFX instruction. The MOVPRFX must conform to all of the following requirements, otherwise the behavior of the MOVPRFX and this instruction is CONSTRAINED UNPREDICTABLE:
- The MOVPRFX can be predicated or unpredicated.

- A predicated `MOVPRFX` must use the same governing predicate register as this instruction.
- A predicated `MOVPRFX` must use the larger of the destination element size and first source element size in the preferred disassembly of this instruction.
- The `MOVPRFX` must specify the same destination register as this instruction.
- The destination register must not refer to architectural register state referenced by any other source operand register of this instruction.

Internal version only: aarchmrs v2025-03_rel, pseudocode v2025-03_rel ; Build timestamp: 2025-03-21T17:41

Copyright © 2010-2025 Arm Limited or its affiliates. All rights reserved. This document is Non-Confidential.

BFADD (unpredicated)

BFloat16 add vectors (unpredicated)

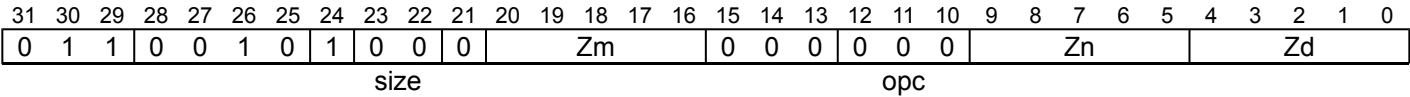
Add all BFloat16 elements of the second source vector to corresponding elements of the first source vector and place the results in the corresponding elements of the destination vector.

This instruction follows SVE2 non-widening BFloat16 numerical behaviors.

This instruction is unpredicated.

ID_AA64ZFR0_EL1.B16B16 indicates whether this instruction is implemented.

SVE2
(FEAT_SVE_B16B16)



Encoding

BFADD <Zd>.H, <Zn>.H, <Zm>.H

Decode for this encoding

```
if !IsFeatureImplemented(FEAT_SVE_B16B16) then EndOfDecode(Decode_UNDEF);
constant integer n = UInt(Zn);
constant integer m = UInt(Zm);
constant integer d = UInt(Zd);
```

Assembler Symbols

- <Zd> Is the name of the destination scalable vector register, encoded in the "Zd" field.
- <Zn> Is the name of the first source scalable vector register, encoded in the "Zn" field.
- <Zm> Is the name of the second source scalable vector register, encoded in the "Zm" field.

Operation

```
if IsFeatureImplemented(FEAT_SME2) then CheckSVEEnabled(); else CheckNonStreamingSVEEnabled();
constant integer VL = CurrentVL;
constant integer elements = VL DIV 16;
constant bits(VL) operand1 = Z[n, VL];
constant bits(VL) operand2 = Z[m, VL];
bits(VL) result;

for e = 0 to elements-1
    constant bits(16) element1 = Elem[operand1, e, 16];
    constant bits(16) element2 = Elem[operand2, e, 16];
    Elem[result, e, 16] = BFAdd(element1, element2, FPCR);

Z[d, VL] = result;
```

BFCLAMP

BFloat16 clamp to minimum/maximum number

Clamp each BFloat16 element in the destination vector to between the BFloat16 minimum value in the corresponding element of the first source vector and the BFloat16 maximum value in the corresponding element of the second source vector and destructively place the clamped results in the corresponding elements of the destination vector.

Regardless of the value of FPCR.AH, the behavior is as follows for each minimum number and maximum number operation:

- Negative zero compares less than positive zero.
- If one value is numeric and the other is a quiet NaN, the result is the numeric value.
- When FPCR.DN is 0, if either value is a signaling NaN or if both values are NaNs, the result is a quiet NaN.
- When FPCR.DN is 1, if either value is a signaling NaN or if both values are NaNs, the result is Default NaN.

This instruction follows SVE2 non-widening BFloat16 numerical behaviors.

This instruction is unpredicated.

ID_AA64ZFR0_EL1.B16B16 indicates whether this instruction is implemented.

SVE2
(FEAT_SVE_B16B16)

31	30	29	28	27	26	25	24	23	22	21	20	19	18	17	16	15	14	13	12	11	10	9	8	7	6	5	4	3	2	1	0
0	1	1	0	0	1	0	0	0	0	1	Zm				0	0	1	0	0	1	Zn				Zd						
size																															

Encoding

BFCLAMP <Zd>.H, <Zn>.H, <Zm>.H

Decode for this encoding

```
if !IsFeatureImplemented(FEAT_SVE_B16B16) then EndOfDecode(Decode_UNDEF);
constant integer n = UInt(Zn);
constant integer m = UInt(Zm);
constant integer d = UInt(Zd);
```

Assembler Symbols

- <Zd> Is the name of the destination scalable vector register, encoded in the "Zd" field.
- <Zn> Is the name of the first source scalable vector register, encoded in the "Zn" field.
- <Zm> Is the name of the second source scalable vector register, encoded in the "Zm" field.

Operation

```
if IsFeatureImplemented(FEAT_SME2) then CheckSVEEnabled(); else CheckNonStreamingSVEEnabled();
constant integer VL = CurrentVL;
constant integer elements = VL DIV 16;
bits(VL) result;
constant bits(VL) operand1 = Z[n, VL];
constant bits(VL) operand2 = Z[m, VL];
constant bits(VL) operand3 = Z[d, VL];

for e = 0 to elements-1
    constant bits(16) element1 = Elem[operand1, e, 16];
    constant bits(16) element2 = Elem[operand2, e, 16];
    constant bits(16) element3 = Elem[operand3, e, 16];
    constant bits(16) maxelement = BFMaxNum(element1, element3, FPCR);
    Elem[result, e, 16] = BFMinNum(maxelement, element2, FPCR);
Z[d, VL] = result;
```

Operational information

This instruction might be immediately preceded in program order by a `MOVPRFX` instruction. The `MOVPRFX` must conform to all of the following requirements, otherwise the behavior of the `MOVPRFX` and this instruction is **CONSTRAINED UNPREDICTABLE**:

- The `MOVPRFX` must be unpredicated.
- The `MOVPRFX` must specify the same destination register as this instruction.
- The destination register must not refer to architectural register state referenced by any other source operand register of this instruction.

Internal version only: aarchmrs v2025-03_rel, pseudocode v2025-03_rel ; Build timestamp: 2025-03-21T17:41

Copyright © 2010-2025 Arm Limited or its affiliates. All rights reserved. This document is Non-Confidential.

BFCVT

Single-precision down convert to BFloat16 format (predicated)

Convert to BFloat16 from single-precision in each active floating-point element of the source vector, and place the results in the corresponding elements of the destination vector. Inactive elements in the destination vector register remain unmodified or are set to zero, depending on whether merging or zeroing predication is selected.

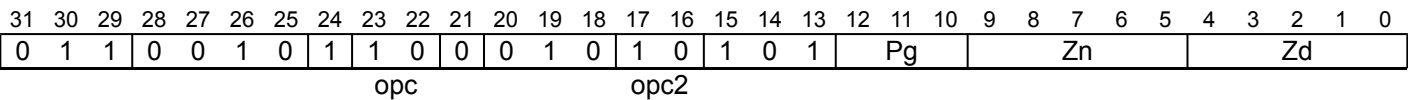
Since the result type is smaller than the input type, the results are zero-extended to fill each destination element.

ID_AA64ZFR0_EL1.BF16 indicates whether this instruction is implemented.

It has encodings from 2 classes: [Merging](#) and [Zeroing](#)

Merging

((FEAT_SVE || FEAT_SME) && FEAT_BF16)



Encoding

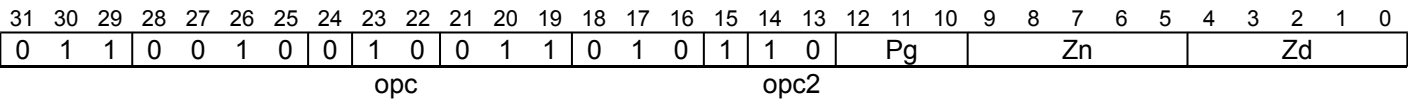
BFCVT <Zd>.H, <Pg>/M, <Zn>.S

Decode for this encoding

```
if ((!IsFeatureImplemented(FEAT_SVE) && !IsFeatureImplemented(FEAT_SME)) ||
    !IsFeatureImplemented(FEAT_BF16)) then EndOfDecode(Decode_UNDEF);
constant integer g = UInt(Pg);
constant integer n = UInt(Zn);
constant integer d = UInt(Zd);
constant boolean merging = TRUE;
```

Zeroing

(FEAT_SVE2p2 || FEAT_SME2p2)



Encoding

BFCVT <Zd>.H, <Pg>/Z, <Zn>.S

Decode for this encoding

```
if !IsFeatureImplemented(FEAT_SVE2p2) && !IsFeatureImplemented(FEAT_SME2p2) then
    EndOfDecode(Decode_UNDEF);
constant integer g = UInt(Pg);
constant integer n = UInt(Zn);
constant integer d = UInt(Zd);
constant boolean merging = FALSE;
```

Assembler Symbols

- <Zd> Is the name of the destination scalable vector register, encoded in the "Zd" field.
- <Pg> Is the name of the governing scalable predicate register P0-P7, encoded in the "Pg" field.
- <Zn> Is the name of the source scalable vector register, encoded in the "Zn" field.

Operation

```
CheckSVEEnabled();
constant integer VL = CurrentVL;
constant integer PL = VL DIV 8;
constant integer elements = VL DIV 32;
constant bits(PL) mask = P[g, PL];
constant bits(VL) operand = if AnyActiveElement(mask, 32) then Z[n, VL] else Zeros(VL);
bits(VL) result = if merging then Z[d, VL] else Zeros(VL);

for e = 0 to elements-1
    if ActivePredicateElement(mask, e, 32) then
        constant bits(32) element = Elem[operand, e, 32];
        Elem[result, 2*e, 16] = FPConvertBF(element, FPCR);
        Elem[result, 2*e+1, 16] = Zeros(16);

Z[d, VL] = result;
```

Operational information

For the "Merging" variant:

The merging variant of this instruction might be immediately preceded in program order by a MOVPRFX instruction. The MOVPRFX must conform to all of the following requirements, otherwise the behavior of the MOVPRFX and the merging variant of this instruction is CONSTRAINED UNPREDICTABLE:

- The MOVPRFX can be predicated or unpredicated.
- A predicated MOVPRFX must use the same governing predicate register as the merging variant this instruction.
- A predicated MOVPRFX must use the larger of the destination element size and first source element size in the preferred disassembly of the merging variant of this instruction.
- The MOVPRFX must specify the same destination register as the merging variant of this instruction.
- The destination register must not refer to architectural register state referenced by any other source operand register of the merging variant of this instruction.

Internal version only: aarchmrs v2025-03_rel, pseudocode v2025-03_rel ; Build timestamp: 2025-03-21T17:41

Copyright © 2010-2025 Arm Limited or its affiliates. All rights reserved. This document is Non-Confidential.

BFCVTN

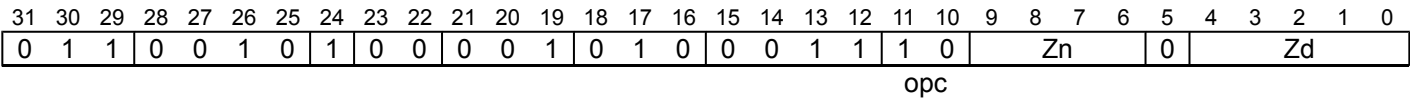
BFloat16 convert, narrow and interleave to 8-bit floating-point

Convert each BFloat16 element of the group of two source vectors to 8-bit floating-point while scaling the value by $2^{SInt(FPMR.NSCALE)}$, and place the two-way interleaved results in the corresponding 8-bit elements of the destination vector. The 8-bit floating-point encoding format is selected by FPMR.F8D.

This instruction is unpredicated.

SVE2

((FEAT_SVE2 || FEAT_SME2) && FEAT_FP8)



Encoding

BFCVTN <Zd>.B, { <Zn1>.H-<Zn2>.H }

Decode for this encoding

```
if ((!IsFeatureImplemented(FEAT_SVE2) && !IsFeatureImplemented(FEAT_SME2)) ||
    !IsFeatureImplemented(FEAT_FP8)) then EndOfDecode(Decode_UNDEF);
constant integer n = UInt(Zn:'0');
constant integer d = UInt(Zd);
```

Assembler Symbols

- <Zd> Is the name of the destination scalable vector register, encoded in the "Zd" field.
- <Zn1> Is the name of the first scalable vector register of the source multi-vector group, encoded as "Zn" times 2.
- <Zn2> Is the name of the second scalable vector register of the source multi-vector group, encoded as "Zn" times 2 plus 1.

Operation

```
CheckFPMREnabled();
if IsFeatureImplemented(FEAT_SME2) then CheckSVEEnabled(); else CheckNonStreamingSVEEnabled();
constant integer VL = CurrentVL;
constant integer elements = VL DIV 16;
bits(VL) result;

constant bits(VL) operand1 = Z[n+0, VL];
constant bits(VL) operand2 = Z[n+1, VL];
for e = 0 to elements-1
    constant bits(16) element1 = Elem[operand1, e, 16];
    constant bits(16) element2 = Elem[operand2, e, 16];
    Elem[result, 2*e + 0, 8] = BFConvertFP8(element1, FPCR, FPMR);
    Elem[result, 2*e + 1, 8] = BFConvertFP8(element2, FPCR, FPMR);

Z[d, VL] = result;
```


BFCVTNT

Single-precision down convert and narrow to BFloat16 (top, predicated)

Convert to BFloat16 from single-precision in each active floating-point element of the source vector, and place the results in the odd-numbered 16-bit elements of the destination vector, leaving the even-numbered elements unchanged. Inactive elements in the destination vector register remain unmodified or are set to zero, depending on whether merging or zeroing predication is selected.

ID_AA64ZFR0_EL1.BF16 indicates whether this instruction is implemented.

It has encodings from 2 classes: [Merging](#) and [Zeroing](#)

Merging

((FEAT_SVE || FEAT_SME) && FEAT_BF16)

31	30	29	28	27	26	25	24	23	22	21	20	19	18	17	16	15	14	13	12	11	10	9	8	7	6	5	4	3	2	1	0
0	1	1	0	0	1	0	0	1	0	0	0	1	0	1	0	1	0	1	Pg			Zn			Zd						
opc												opc2																			

Encoding

BFCVTNT <Zd>.H, <Pg>/M, <Zn>.S

Decode for this encoding

```
if ((!IsFeatureImplemented(FEAT_SVE) && !IsFeatureImplemented(FEAT_SME)) ||
    !IsFeatureImplemented(FEAT_BF16)) then EndOfDecode(Decode_UNDEF);
constant integer g = UInt(Pg);
constant integer n = UInt(Zn);
constant integer d = UInt(Zd);
constant boolean merging = TRUE;
```

Zeroing

(FEAT_SVE2p2 || FEAT_SME2p2)

31	30	29	28	27	26	25	24	23	22	21	20	19	18	17	16	15	14	13	12	11	10	9	8	7	6	5	4	3	2	1	0
0	1	1	0	0	1	0	0	1	0	0	0	0	0	1	0	1	0	1	Pg			Zn			Zd						
opc												opc2																			

Encoding

BFCVTNT <Zd>.H, <Pg>/Z, <Zn>.S

Decode for this encoding

```
if !IsFeatureImplemented(FEAT_SVE2p2) && !IsFeatureImplemented(FEAT_SME2p2) then
    EndOfDecode(Decode_UNDEF);
constant integer g = UInt(Pg);
constant integer n = UInt(Zn);
constant integer d = UInt(Zd);
constant boolean merging = FALSE;
```

Assembler Symbols

- <Zd> Is the name of the destination scalable vector register, encoded in the "Zd" field.
- <Pg> Is the name of the governing scalable predicate register P0-P7, encoded in the "Pg" field.
- <Zn> Is the name of the source scalable vector register, encoded in the "Zn" field.

Operation

```
CheckSVEEnabled();
constant integer VL = CurrentVL;
constant integer PL = VL DIV 8;
constant integer elements = VL DIV 32;
constant bits(PL) mask = P[g, PL];
constant bits(VL) operand = if AnyActiveElement(mask, 32) then Z[n, VL] else Zeros(VL);
bits(VL) result = Z[d, VL];

for e = 0 to elements-1
    if ActivePredicateElement(mask, e, 32) then
        constant bits(32) element = Elem[operand, e, 32];
        Elem[result, 2*e+1, 16] = FPConvertBF(element, FPCR);
    elsif !merging then
        Elem[result, 2*e+1, 16] = Zeros(16);

Z[d, VL] = result;
```

Internal version only: aarchmrs v2025-03_rel, pseudocode v2025-03_rel ; Build timestamp: 2025-03-21T17:41

Copyright © 2010-2025 Arm Limited or its affiliates. All rights reserved. This document is Non-Confidential.

BFDOT (indexed)

BFloat16 indexed dot product to single-precision

This instruction delimits the source vectors into pairs of BFloat16 elements. The BFloat16 pairs within the second source vector are specified using an immediate index which selects the same BFloat16 pair position within each 128-bit vector segment. The index range is from 0 to 3.

If FEAT_EBF16 is not implemented or FPCR.EBF is 0, this instruction:

- Performs an unfused sum-of-products of each pair of adjacent BFloat16 elements in the first source vector with the specified pair of elements in the second vector. The intermediate single-precision products are rounded before they are summed, and the intermediate sum is rounded before accumulation into the single-precision destination element that overlaps with the corresponding pair of BFloat16 elements in the first source vector.
- Uses the non-IEEE 754 Round-to-Odd rounding mode, which forces bit 0 of an inexact result to 1, and rounds an overflow to an appropriately signed Infinity.
- Flushes denormalized inputs and results to zero, as if FPCR.{FZ, FIZ} is {1, 1}.
- Honors FPCR.AH when generating a default NaN result, otherwise disables alternative floating point behaviors, as if FPCR.AH is 0.

If FEAT_EBF16 is implemented and FPCR.EBF is 1, then this instruction:

- Performs a fused sum-of-products of each pair of adjacent BFloat16 elements in the first source vector with the specified pair of elements in the second vector. The intermediate single-precision products are not rounded before they are summed, but the intermediate sum is rounded before accumulation into the single-precision destination element that overlaps with the corresponding pair of BFloat16 elements in the first source vector.
- Follows all other floating-point behaviors that apply to single-precision arithmetic, as governed by FPCR.RMode, FPCR.FZ, FPCR.AH, and FPCR.FIZ.

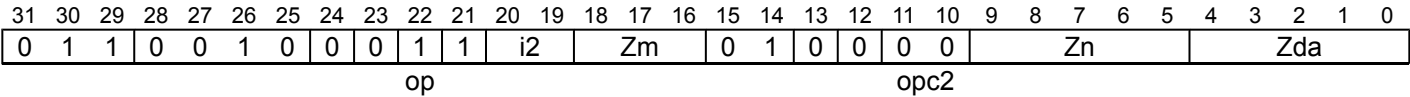
Irrespective of FEAT_EBF16 and FPCR.EBF, this instruction:

- Does not modify the cumulative FPSR exception bits (IDC, IXC, UFC, OFC, DZC, and IOC).
- Disables trapped floating-point exceptions, as if the FPCR trap enable bits (IDE, IXE, UFE, OFE, DZE, and IOE) are all zero.
- Generates only the default NaN, as if FPCR.DN is 1.

This instruction is unpredicated.

ID_AA64ZFR0_EL1.BF16 indicates whether this instruction is implemented.

SVE
((FEAT_SVE || FEAT_SME) && FEAT_BF16)



Encoding

BFDOT <Zda>.S, <Zn>.H, <Zm>.H[<imm>]

Decode for this encoding

```
if ((!IsFeatureImplemented(FEAT_SVE) && !IsFeatureImplemented(FEAT_SME)) ||
    !IsFeatureImplemented(FEAT_BF16)) then EndOfDecode(Decode_UNDEF);
constant integer n = UInt(Zn);
constant integer m = UInt(Zm);
constant integer da = UInt(Zda);
constant integer index = UInt(i2);
```

Assembler Symbols

- <Zda> Is the name of the third source and destination scalable vector register, encoded in the "Zda" field.
- <Zn> Is the name of the first source scalable vector register, encoded in the "Zn" field.
- <Zm> Is the name of the second source scalable vector register Z0-Z7, encoded in the "Zm" field.
- <imm> Is the immediate index of a group of two 16-bit elements within each 128-bit vector segment, in the range 0 to 3, encoded in the "i2" field.

Operation

```
CheckSVEEnabled();
constant integer VL = CurrentVL;
constant integer elements = VL DIV 32;
constant integer eltspersegment = 128 DIV 32;
constant bits(VL) operand1 = Z[n, VL];
constant bits(VL) operand2 = Z[m, VL];
constant bits(VL) operand3 = Z[da, VL];
bits(VL) result;

for e = 0 to elements-1
    constant integer segmentbase = e - (e MOD eltspersegment);
    constant integer s = segmentbase + index;
    constant bits(16) elt1_a = Elem[operand1, 2 * e + 0, 16];
    constant bits(16) elt1_b = Elem[operand1, 2 * e + 1, 16];
    constant bits(16) elt2_a = Elem[operand2, 2 * s + 0, 16];
    constant bits(16) elt2_b = Elem[operand2, 2 * s + 1, 16];
    bits(32) sum = Elem[operand3, e, 32];

    sum = BFDotAdd(sum, elt1_a, elt1_b, elt2_a, elt2_b, FPCR);
    Elem[result, e, 32] = sum;

Z[da, VL] = result;
```

Operational information

This instruction might be immediately preceded in program order by a MOVPRFX instruction. The MOVPRFX must conform to all of the following requirements, otherwise the behavior of the MOVPRFX and this instruction is CONSTRAINED UNPREDICTABLE:

- The MOVPRFX must be unpredicated.
- The MOVPRFX must specify the same destination register as this instruction.
- The destination register must not refer to architectural register state referenced by any other source operand register of this instruction.

Internal version only: aarchmrs v2025-03_rel, pseudocode v2025-03_rel ; Build timestamp: 2025-03-21T17:41

Copyright © 2010-2025 Arm Limited or its affiliates. All rights reserved. This document is Non-Confidential.

BFDOT (vectors)

BFloat16 dot product to single-precision

This instruction delimits the source vectors into pairs of BFloat16 elements.

If FEAT_EBF16 is not implemented or FPCR.EBF is 0, this instruction:

- Performs an unfused sum-of-products of each pair of adjacent BFloat16 elements in the source vectors. The intermediate single-precision products are rounded before they are summed, and the intermediate sum is rounded before accumulation into the single-precision destination element that overlaps with the corresponding pair of BFloat16 elements in the source vectors.
- Uses the non-IEEE 754 Round-to-Odd rounding mode, which forces bit 0 of an inexact result to 1, and rounds an overflow to an appropriately signed Infinity.
- Flushes denormalized inputs and results to zero, as if FPCR.{FZ, FIZ} is {1, 1}.
- Honors FPCR.AH when generating a default NaN result, otherwise disables alternative floating point behaviors, as if FPCR.AH is 0.

If FEAT_EBF16 is implemented and FPCR.EBF is 1, then this instruction:

- Performs a fused sum-of-products of each pair of adjacent BFloat16 elements in the source vectors. The intermediate single-precision products are not rounded before they are summed, but the intermediate sum is rounded before accumulation into the single-precision destination element that overlaps with the corresponding pair of BFloat16 elements in the source vectors.
- Follows all other floating-point behaviors that apply to single-precision arithmetic, as governed by FPCR.RMode, FPCR.FZ, FPCR.AH, and FPCR.FIZ.

Irrespective of FEAT_EBF16 and FPCR.EBF, this instruction:

- Does not modify the cumulative FPSR exception bits (IDC, IXC, UFC, OFC, DZC, and IOC).
- Disables trapped floating-point exceptions, as if the FPCR trap enable bits (IDE, IXE, UFE, OFE, DZE, and IOE) are all zero.
- Generates only the default NaN, as if FPCR.DN is 1.

This instruction is unpredicated.

ID_AA64ZFR0_EL1.BF16 indicates whether this instruction is implemented.

SVE
((FEAT_SVE || FEAT_SME) && FEAT_BF16)

31	30	29	28	27	26	25	24	23	22	21	20	19	18	17	16	15	14	13	12	11	10	9	8	7	6	5	4	3	2	1	0
0	1	1	0	0	1	0	0	0	1	1	Zm				1	0	0	0	0	0	Zn				Zda						
op											o2																				

Encoding

BFDOT <Zda>.S, <Zn>.H, <Zm>.H

Decode for this encoding

```
if (((!IsFeatureImplemented(FEAT_SVE) && !IsFeatureImplemented(FEAT_SME)) ||
    !IsFeatureImplemented(FEAT_BF16)) then EndOfDecode(Decode_UNDEF);
constant integer n = UInt(Zn);
constant integer m = UInt(Zm);
constant integer da = UInt(Zda);
```

Assembler Symbols

- <Zda> Is the name of the third source and destination scalable vector register, encoded in the "Zda" field.
- <Zn> Is the name of the first source scalable vector register, encoded in the "Zn" field.
- <Zm> Is the name of the second source scalable vector register, encoded in the "Zm" field.

Operation

```
CheckSVEEnabled();
constant integer VL = CurrentVL;
constant integer elements = VL DIV 32;
constant bits(VL) operand1 = Z[n, VL];
constant bits(VL) operand2 = Z[m, VL];
constant bits(VL) operand3 = Z[da, VL];
bits(VL) result;

for e = 0 to elements-1
    constant bits(16) elt1_a = Elem[operand1, 2 * e + 0, 16];
    constant bits(16) elt1_b = Elem[operand1, 2 * e + 1, 16];
    constant bits(16) elt2_a = Elem[operand2, 2 * e + 0, 16];
    constant bits(16) elt2_b = Elem[operand2, 2 * e + 1, 16];
    bits(32) sum = Elem[operand3, e, 32];

    sum = BFDotAdd(sum, elt1_a, elt1_b, elt2_a, elt2_b, FPCR);
    Elem[result, e, 32] = sum;

Z[da, VL] = result;
```

Operational information

This instruction might be immediately preceded in program order by a MOVPRFX instruction. The MOVPRFX must conform to all of the following requirements, otherwise the behavior of the MOVPRFX and this instruction is CONSTRAINED UNPREDICTABLE:

- The MOVPRFX must be unpredicated.
- The MOVPRFX must specify the same destination register as this instruction.
- The destination register must not refer to architectural register state referenced by any other source operand register of this instruction.

Internal version only: aarchmrs v2025-03_rel, pseudocode v2025-03_rel ; Build timestamp: 2025-03-21T17:41

Copyright © 2010-2025 Arm Limited or its affiliates. All rights reserved. This document is Non-Confidential.

BFMAX

BFloat16 maximum (predicated)

Determine the maximum of active BFloat16 elements of the second source vector and corresponding BFloat16 elements of the first source vector and destructively place the results in the corresponding elements of the first source vector.

When FPCR.AH is 0, the behavior is as follows:

- Negative zero compares less than positive zero.
- When FPCR.DN is 0, if either element is a NaN, the result is a quiet NaN.
- When FPCR.DN is 1, if either element is a NaN, the result is Default NaN.

When FPCR.AH is 1, the behavior is as follows:

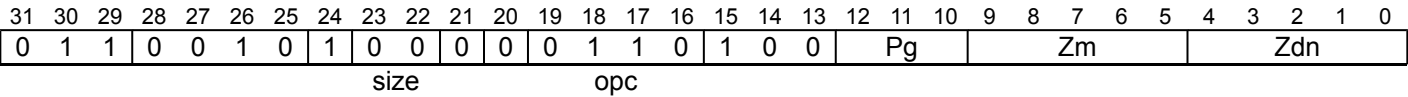
- If both elements are zeros, regardless of the sign of either zero, the result is the second element.
- If either element is a NaN, regardless of the value of FPCR.DN, the result is the second element.

Inactive elements in the destination vector register remain unmodified.

This instruction follows SVE2 non-widening BFloat16 numerical behaviors.

ID_AA64ZFR0_EL1.B16B16 indicates whether this instruction is implemented.

SVE2
(FEAT_SVE_B16B16)



Encoding

BFMAX <Zdn>.H, <Pg>/M, <Zdn>.H, <Zm>.H

Decode for this encoding

```
if !IsFeatureImplemented(FEAT_SVE_B16B16) then EndOfDecode(Decode_UNDEF);
constant integer g = UInt(Pg);
constant integer dn = UInt(Zdn);
constant integer m = UInt(Zm);
```

Assembler Symbols

- <Zdn> Is the name of the first source and destination scalable vector register, encoded in the "Zdn" field.
- <Pg> Is the name of the governing scalable predicate register P0-P7, encoded in the "Pg" field.
- <Zm> Is the name of the second source scalable vector register, encoded in the "Zm" field.

Operation

```
if IsFeatureImplemented(FEAT_SME2) then CheckSVEEnabled\(\); else CheckNonStreamingSVEEnabled\(\);
constant integer VL = CurrentVL;
constant integer PL = VL DIV 8;
constant integer elements = VL DIV 16;
constant bits(PL) mask = P[g, PL];
constant bits(VL) operand1 = Z[dn, VL];
constant bits(VL) operand2 = if AnyActiveElement(mask, 16) then Z[m, VL] else Zeros(VL);
bits(VL) result;

for e = 0 to elements-1
    constant bits(16) element1 = Elem[operand1, e, 16];
    if ActivePredicateElement(mask, e, 16) then
        constant bits(16) element2 = Elem[operand2, e, 16];
        Elem[result, e, 16] = BFMax(element1, element2, FPCR);
    else
        Elem[result, e, 16] = element1;

Z[dn, VL] = result;
```

Operational information

This instruction might be immediately preceded in program order by a MOVPRFX instruction. The MOVPRFX must conform to all of the following requirements, otherwise the behavior of the MOVPRFX and this instruction is CONSTRAINED UNPREDICTABLE:

- The MOVPRFX can be predicated or unpredicated.
- A predicated MOVPRFX must use the same governing predicate register as this instruction.
- A predicated MOVPRFX must use the larger of the destination element size and first source element size in the preferred disassembly of this instruction.
- The MOVPRFX must specify the same destination register as this instruction.
- The destination register must not refer to architectural register state referenced by any other source operand register of this instruction.

Internal version only: aarchmrs v2025-03_rel, pseudocode v2025-03_rel ; Build timestamp: 2025-03-21T17:41

Copyright © 2010-2025 Arm Limited or its affiliates. All rights reserved. This document is Non-Confidential.

BFMAXNM

BFloat16 maximum number (predicated)

Determine the maximum number value of active BFloat16 elements of the second source vector and corresponding BFloat16 elements of the first source vector and destructively place the results in the corresponding elements of the first source vector.

Regardless of the value of FPCR.AH, the behavior is as follows:

- Negative zero compares less than positive zero.
- If one element is numeric and the other is a quiet NaN, the result is the numeric value.
- When FPCR.DN is 0, if either element is a signaling NaN or if both elements are NaNs, the result is a quiet NaN.
- When FPCR.DN is 1, if either element is a signaling NaN or if both elements are NaNs, the result is Default NaN.

Inactive elements in the destination vector register remain unmodified.

This instruction follows SVE2 non-widening BFloat16 numerical behaviors.

ID_AA64ZFR0_EL1.B16B16 indicates whether this instruction is implemented.

SVE2 (FEAT_SVE_B16B16)

31	30	29	28	27	26	25	24	23	22	21	20	19	18	17	16	15	14	13	12	11	10	9	8	7	6	5	4	3	2	1	0
0	1	1	0	0	1	0	1	0	0	0	0	0	1	0	0	1	0	0	Pg			Zm			Zdn						
size												opc																			

Encoding

BFMAXNM <Zdn>.H, <Pg>/M, <Zdn>.H, <Zm>.H

Decode for this encoding

```
if !IsFeatureImplemented(FEAT_SVE_B16B16) then EndOfDecode(Decode_UNDEF);

constant integer g = UInt(Pg);
constant integer dn = UInt(Zdn);
constant integer m = UInt(Zm);
```

Assembler Symbols

- <Zdn> Is the name of the first source and destination scalable vector register, encoded in the "Zdn" field.
- <Pg> Is the name of the governing scalable predicate register P0-P7, encoded in the "Pg" field.
- <Zm> Is the name of the second source scalable vector register, encoded in the "Zm" field.

Operation

```
if IsFeatureImplemented(FEAT_SME2) then CheckSVEEnabled(); else CheckNonStreamingSVEEnabled();
constant integer VL = CurrentVL;
constant integer PL = VL DIV 8;
constant integer elements = VL DIV 16;
constant bits(PL) mask = P[g, PL];
constant bits(VL) operand1 = Z[dn, VL];
constant bits(VL) operand2 = if AnyActiveElement(mask, 16) then Z[m, VL] else Zeros(VL);
bits(VL) result;

for e = 0 to elements-1
    constant bits(16) element1 = Elem[operand1, e, 16];
    if ActivePredicateElement(mask, e, 16) then
        constant bits(16) element2 = Elem[operand2, e, 16];
        Elem[result, e, 16] = BMaxNum(element1, element2, FPCR);
    else
        Elem[result, e, 16] = element1;

Z[dn, VL] = result;
```

Operational information

This instruction might be immediately preceded in program order by a `MOVPRFX` instruction. The `MOVPRFX` must conform to all of the following requirements, otherwise the behavior of the `MOVPRFX` and this instruction is **CONSTRAINED UNPREDICTABLE**:

- The `MOVPRFX` can be predicated or unpredicated.
- A predicated `MOVPRFX` must use the same governing predicate register as this instruction.
- A predicated `MOVPRFX` must use the larger of the destination element size and first source element size in the preferred disassembly of this instruction.
- The `MOVPRFX` must specify the same destination register as this instruction.
- The destination register must not refer to architectural register state referenced by any other source operand register of this instruction.

Internal version only: aarchmrs v2025-03_rel, pseudocode v2025-03_rel ; Build timestamp: 2025-03-21T17:41

Copyright © 2010-2025 Arm Limited or its affiliates. All rights reserved. This document is Non-Confidential.

BFMIN

BFloat16 minimum (predicated)

Determine the minimum of active BFloat16 elements of the second source vector and corresponding BFloat16 elements of the first source vector and destructively place the results in the corresponding elements of the first source vector.

When FPCR.AH is 0, the behavior is as follows:

- Negative zero compares less than positive zero.
- When FPCR.DN is 0, if either element is a NaN, the result is a quiet NaN.
- When FPCR.DN is 1, if either element is a NaN, the result is Default NaN.

When FPCR.AH is 1, the behavior is as follows:

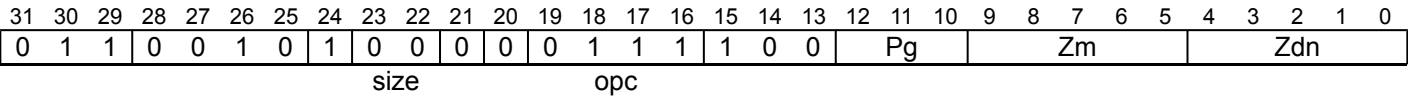
- If both elements are zeros, regardless of the sign of either zero, the result is the second element.
- If either element is a NaN, regardless of the value of FPCR.DN, the result is the second element.

Inactive elements in the destination vector register remain unmodified.

This instruction follows SVE2 non-widening BFloat16 numerical behaviors.

ID_AA64ZFR0_EL1.B16B16 indicates whether this instruction is implemented.

SVE2
(FEAT_SVE_B16B16)



Encoding

BFMIN <Zdn>.H, <Pg>/M, <Zdn>.H, <Zm>.H

Decode for this encoding

```
if !IsFeatureImplemented(FEAT_SVE_B16B16) then EndOfDecode(Decode_UNDEF);
constant integer g = UInt(Pg);
constant integer dn = UInt(Zdn);
constant integer m = UInt(Zm);
```

Assembler Symbols

- <Zdn> Is the name of the first source and destination scalable vector register, encoded in the "Zdn" field.
- <Pg> Is the name of the governing scalable predicate register P0-P7, encoded in the "Pg" field.
- <Zm> Is the name of the second source scalable vector register, encoded in the "Zm" field.

Operation

```
if IsFeatureImplemented(FEAT_SME2) then CheckSVEEnabled\(\); else CheckNonStreamingSVEEnabled\(\);
constant integer VL = CurrentVL;
constant integer PL = VL DIV 8;
constant integer elements = VL DIV 16;
constant bits(PL) mask = P[g, PL];
constant bits(VL) operand1 = Z[dn, VL];
constant bits(VL) operand2 = if AnyActiveElement(mask, 16) then Z[m, VL] else Zeros(VL);
bits(VL) result;

for e = 0 to elements-1
    constant bits(16) element1 = Elem[operand1, e, 16];
    if ActivePredicateElement(mask, e, 16) then
        constant bits(16) element2 = Elem[operand2, e, 16];
        Elem[result, e, 16] = BFMin(element1, element2, FPCR);
    else
        Elem[result, e, 16] = element1;

Z[dn, VL] = result;
```

Operational information

This instruction might be immediately preceded in program order by a MOVPRFX instruction. The MOVPRFX must conform to all of the following requirements, otherwise the behavior of the MOVPRFX and this instruction is CONSTRAINED UNPREDICTABLE:

- The MOVPRFX can be predicated or unpredicated.
- A predicated MOVPRFX must use the same governing predicate register as this instruction.
- A predicated MOVPRFX must use the larger of the destination element size and first source element size in the preferred disassembly of this instruction.
- The MOVPRFX must specify the same destination register as this instruction.
- The destination register must not refer to architectural register state referenced by any other source operand register of this instruction.

Internal version only: aarchmrs v2025-03_rel, pseudocode v2025-03_rel ; Build timestamp: 2025-03-21T17:41

Copyright © 2010-2025 Arm Limited or its affiliates. All rights reserved. This document is Non-Confidential.

BFMINNM

BFloat16 minimum number (predicated)

Determine the minimum number value of active BFloat16 elements of the second source vector and corresponding BFloat16 elements of the first source vector and destructively place the results in the corresponding elements of the first source vector.

Regardless of the value of FPCR.AH, the behavior is as follows:

- Negative zero compares less than positive zero.
- If one element is numeric and the other is a quiet NaN, the result is the numeric value.
- When FPCR.DN is 0, if either element is a signaling NaN or if both elements are NaNs, the result is a quiet NaN.
- When FPCR.DN is 1, if either element is a signaling NaN or if both elements are NaNs, the result is Default NaN.

Inactive elements in the destination vector register remain unmodified.

This instruction follows SVE2 non-widening BFloat16 numerical behaviors.

ID_AA64ZFR0_EL1.B16B16 indicates whether this instruction is implemented.

SVE2
(FEAT_SVE_B16B16)

31	30	29	28	27	26	25	24	23	22	21	20	19	18	17	16	15	14	13	12	11	10	9	8	7	6	5	4	3	2	1	0
0	1	1	0	0	1	0	1	0	0	0	0	0	1	0	1	1	0	0	Pg			Zm			Zdn						
size												opc																			

Encoding

BFMINNM <Zdn>.H, <Pg>/M, <Zdn>.H, <Zm>.H

Decode for this encoding

```
if !IsFeatureImplemented(FEAT_SVE_B16B16) then EndOfDecode(Decode_UNDEF);

constant integer g = UInt(Pg);
constant integer dn = UInt(Zdn);
constant integer m = UInt(Zm);
```

Assembler Symbols

- <Zdn> Is the name of the first source and destination scalable vector register, encoded in the "Zdn" field.
- <Pg> Is the name of the governing scalable predicate register P0-P7, encoded in the "Pg" field.
- <Zm> Is the name of the second source scalable vector register, encoded in the "Zm" field.

Operation

```
if IsFeatureImplemented(FEAT_SME2) then CheckSVEEnabled(); else CheckNonStreamingSVEEnabled();
constant integer VL = CurrentVL;
constant integer PL = VL DIV 8;
constant integer elements = VL DIV 16;
constant bits(PL) mask = P[g, PL];
constant bits(VL) operand1 = Z[dn, VL];
constant bits(VL) operand2 = if AnyActiveElement(mask, 16) then Z[m, VL] else Zeros(VL);
bits(VL) result;

for e = 0 to elements-1
    constant bits(16) element1 = Elem[operand1, e, 16];
    if ActivePredicateElement(mask, e, 16) then
        constant bits(16) element2 = Elem[operand2, e, 16];
        Elem[result, e, 16] = BMinNum(element1, element2, FPCR);
    else
        Elem[result, e, 16] = element1;

Z[dn, VL] = result;
```

Operational information

This instruction might be immediately preceded in program order by a `MOVPRFX` instruction. The `MOVPRFX` must conform to all of the following requirements, otherwise the behavior of the `MOVPRFX` and this instruction is `CONSTRAINED UNPREDICTABLE`:

- The `MOVPRFX` can be predicated or unpredicated.
- A predicated `MOVPRFX` must use the same governing predicate register as this instruction.
- A predicated `MOVPRFX` must use the larger of the destination element size and first source element size in the preferred disassembly of this instruction.
- The `MOVPRFX` must specify the same destination register as this instruction.
- The destination register must not refer to architectural register state referenced by any other source operand register of this instruction.

Internal version only: aarchmrs v2025-03_rel, pseudocode v2025-03_rel ; Build timestamp: 2025-03-21T17:41

Copyright © 2010-2025 Arm Limited or its affiliates. All rights reserved. This document is Non-Confidential.

BFMLA (indexed)

BFloat16 fused multiply-add vectors by indexed elements

Multiply all BFloat16 elements within each 128-bit segment of the first source vector by the specified element in the corresponding second source vector segment. The products are then destructively added without intermediate rounding to the corresponding elements of the addend and destination vector.

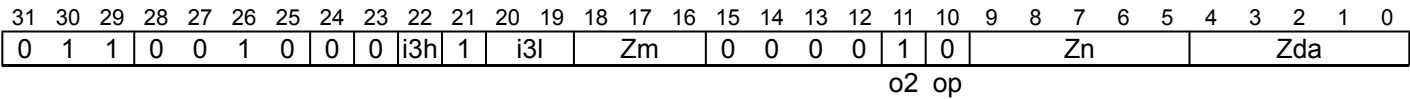
The elements within the second source vector are specified using an immediate index which selects the same element position within each 128-bit vector segment. The index range is from 0 to 7.

This instruction follows SVE2 non-widening BFloat16 numerical behaviors.

This instruction is unpredicated.

ID_AA64ZFR0_EL1.B16B16 indicates whether this instruction is implemented.

SVE2 (FEAT_SVE_B16B16)



Encoding

BFMLA <Zda>.H, <Zn>.H, <Zm>.H[<imm>]

Decode for this encoding

```
if !IsFeatureImplemented(FEAT_SVE_B16B16) then EndOfDecode(Decode_UNDEF);
constant integer index = UInt(i3h:i3l);
constant integer n = UInt(Zn);
constant integer m = UInt(Zm);
constant integer da = UInt(Zda);
constant boolean op1_neg = FALSE;
constant boolean op3_neg = FALSE;
```

Assembler Symbols

- <Zda> Is the name of the third source and destination scalable vector register, encoded in the "Zda" field.
- <Zn> Is the name of the first source scalable vector register, encoded in the "Zn" field.
- <Zm> Is the name of the second source scalable vector register Z0-Z7, encoded in the "Zm" field.
- <imm> Is the immediate index, in the range 0 to 7, encoded in the "i3h:i3l" fields.

Operation

```
if IsFeatureImplemented(FEAT_SME2) then CheckSVEEnabled(); else CheckNonStreamingSVEEnabled();
constant integer VL = CurrentVL;
constant integer elements = VL DIV 16;
constant integer eltspersegment = 128 DIV 16;
constant bits(VL) op1 = Z[n, VL];
constant bits(VL) op2 = Z[m, VL];
bits(VL) result = Z[da, VL];

for e = 0 to elements-1
    constant integer segmentbase = e - (e MOD eltspersegment);
    constant integer s = segmentbase + index;
    constant bits(16) elem2 = Elem[op2, s, 16];
    constant bits(16) elem1 = if op1_neg then BFNeg(Elem[op1, e, 16]) else Elem[op1, e, 16];
    constant bits(16) elem3 = if op3_neg then BFNeg(Elem[result, e, 16]) else Elem[result, e, 16];
    Elem[result, e, 16] = BFMulAdd(elem3, elem1, elem2, FPCR);

Z[da, VL] = result;
```

Operational information

This instruction might be immediately preceded in program order by a `MOVPRFX` instruction. The `MOVPRFX` must conform to all of the following requirements, otherwise the behavior of the `MOVPRFX` and this instruction is **CONSTRAINED UNPREDICTABLE**:

- The `MOVPRFX` must be unpredicated.
- The `MOVPRFX` must specify the same destination register as this instruction.
- The destination register must not refer to architectural register state referenced by any other source operand register of this instruction.

Internal version only: aarchmrs v2025-03_rel, pseudocode v2025-03_rel ; Build timestamp: 2025-03-21T17:41

Copyright © 2010-2025 Arm Limited or its affiliates. All rights reserved. This document is Non-Confidential.

BFMLA (vectors)

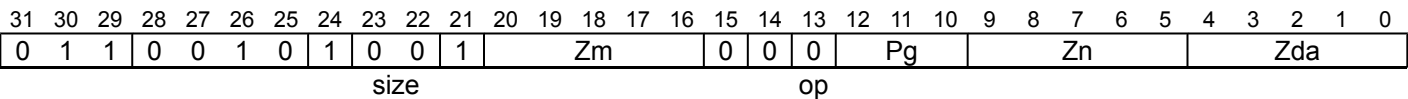
BFloat16 fused multiply-add vectors

Multiply the corresponding active BFloat16 elements of the first and second source vectors and add to elements of the third source (addend) vector without intermediate rounding. Destructively place the results in the destination and third source (addend) vector. Inactive elements in the destination vector register remain unmodified.

This instruction follows SVE2 non-widening BFloat16 numerical behaviors.

ID_AA64ZFR0_EL1.B16B16 indicates whether this instruction is implemented.

SVE2 (FEAT_SVE_B16B16)



Encoding

BFMLA <Zda>.H, <Pg>/M, <Zn>.H, <Zm>.H

Decode for this encoding

```
if !IsFeatureImplemented(FEAT_SVE_B16B16) then EndOfDecode(Decode_UNDEF);
constant integer g = UInt(Pg);
constant integer n = UInt(Zn);
constant integer m = UInt(Zm);
constant integer da = UInt(Zda);
constant boolean op1_neg = FALSE;
constant boolean op3_neg = FALSE;
```

Assembler Symbols

- <Zda> Is the name of the third source and destination scalable vector register, encoded in the "Zda" field.
- <Pg> Is the name of the governing scalable predicate register P0-P7, encoded in the "Pg" field.
- <Zn> Is the name of the first source scalable vector register, encoded in the "Zn" field.
- <Zm> Is the name of the second source scalable vector register, encoded in the "Zm" field.

Operation

```
if IsFeatureImplemented(FEAT_SME2) then CheckSVEEnabled(); else CheckNonStreamingSVEEnabled();
constant integer VL = CurrentVL;
constant integer PL = VL DIV 8;
constant integer elements = VL DIV 16;
constant bits(PL) mask = P[g, PL];
constant bits(VL) op1 = if AnyActiveElement(mask, 16) then Z[n, VL] else Zeros(VL);
constant bits(VL) op2 = if AnyActiveElement(mask, 16) then Z[m, VL] else Zeros(VL);
constant bits(VL) op3 = Z[da, VL];
bits(VL) result;

for e = 0 to elements-1
    if ActivePredicateElement(mask, e, 16) then
        constant bits(16) elem1 = if op1_neg then BFNeg(Elem[op1, e, 16]) else Elem[op1, e, 16];
        constant bits(16) elem2 = Elem[op2, e, 16];
        constant bits(16) elem3 = if op3_neg then BFNeg(Elem[op3, e, 16]) else Elem[op3, e, 16];

        Elem[result, e, 16] = BFMulAdd(elem3, elem1, elem2, FPCR);
    else
        Elem[result, e, 16] = Elem[op3, e, 16];

Z[da, VL] = result;
```

Operational information

This instruction might be immediately preceded in program order by a MOVPRFX instruction. The MOVPRFX must conform to all of the following requirements, otherwise the behavior of the MOVPRFX and this instruction is CONSTRAINED UNPREDICTABLE:

- The MOVPRFX can be predicated or unpredicated.
- A predicated MOVPRFX must use the same governing predicate register as this instruction.
- A predicated MOVPRFX must use the larger of the destination element size and first source element size in the preferred disassembly of this instruction.
- The MOVPRFX must specify the same destination register as this instruction.
- The destination register must not refer to architectural register state referenced by any other source operand register of this instruction.

Internal version only: aarchmrs v2025-03_rel, pseudocode v2025-03_rel ; Build timestamp: 2025-03-21T17:41

Copyright © 2010-2025 Arm Limited or its affiliates. All rights reserved. This document is Non-Confidential.

BFMLALB (indexed)

BFloat16 multiply-add long to single-precision (bottom, indexed)

This BFloat16 multiply-add long instruction widens the even-numbered BFloat16 elements in the first source vector and the indexed element from the corresponding 128-bit segment in the second source vector to single-precision format and then destructively multiplies and adds these values without intermediate rounding to the single-precision elements of the destination vector that overlap with the corresponding BFloat16 elements in the first source vector. This instruction is unpredicated.

ID_AA64ZFR0_EL1.BF16 indicates whether this instruction is implemented.

SVE ((FEAT_SVE || FEAT_SME) && FEAT_BF16)

31	30	29	28	27	26	25	24	23	22	21	20	19	18	17	16	15	14	13	12	11	10	9	8	7	6	5	4	3	2	1	0
0	1	1	0	0	1	0	0	1	1	1	i3h		Zm		0	1	0	0	i3l	0			Zn					Zda			
o2												op						T													

Encoding

BFMLALB <Zda>.S, <Zn>.H, <Zm>.H[<imm>]

Decode for this encoding

```
if ((!IsFeatureImplemented(FEAT_SVE) && !IsFeatureImplemented(FEAT_SME)) ||
    !IsFeatureImplemented(FEAT_BF16)) then EndOfDecode(Decode_UNDEF);
constant integer n = UInt(Zn);
constant integer m = UInt(Zm);
constant integer da = UInt(Zda);
constant integer index = UInt(i3h:i3l);
constant boolean op1_neg = FALSE;
```

Assembler Symbols

- <Zda> Is the name of the third source and destination scalable vector register, encoded in the "Zda" field.
- <Zn> Is the name of the first source scalable vector register, encoded in the "Zn" field.
- <Zm> Is the name of the second source scalable vector register Z0-Z7, encoded in the "Zm" field.
- <imm> Is the immediate index, in the range 0 to 7, encoded in the "i3h:i3l" fields.

Operation

```
CheckSVEEnabled();
constant integer VL = CurrentVL;
constant integer elements = VL DIV 32;
constant integer eltsperssegment = 128 DIV 32;
constant bits(VL) op1 = Z[n, VL];
constant bits(VL) op2 = Z[m, VL];
constant bits(VL) op3 = Z[da, VL];
bits(VL) result;

for e = 0 to elements-1
    constant integer segmentbase = e - (e MOD eltsperssegment);
    constant integer s = 2 * segmentbase + index;
    constant bits(16) elem1 = (if op1_neg then BFNeg(Elem[op1, 2*e + 0, 16])
                             else Elem[op1, 2*e + 0, 16]);
    constant bits(16) elem2 = Elem[op2, s, 16];
    constant bits(32) elem3 = Elem[op3, e, 32];
    Elem[result, e, 32] = BFMulAddH(elem3, elem1, elem2, FPCR);

Z[da, VL] = result;
```

Operational information

This instruction might be immediately preceded in program order by a `MOVPRFX` instruction. The `MOVPRFX` must conform to all of the following requirements, otherwise the behavior of the `MOVPRFX` and this instruction is **CONSTRAINED UNPREDICTABLE**:

- The `MOVPRFX` must be unpredicated.
- The `MOVPRFX` must specify the same destination register as this instruction.
- The destination register must not refer to architectural register state referenced by any other source operand register of this instruction.

Internal version only: aarchmrs v2025-03_rel, pseudocode v2025-03_rel ; Build timestamp: 2025-03-21T17:41

Copyright © 2010-2025 Arm Limited or its affiliates. All rights reserved. This document is Non-Confidential.

BFMLALB (vectors)

BFloat16 multiply-add long to single-precision (bottom)

This BFloat16 multiply-add long instruction widens the even-numbered BFloat16 elements in the first source vector and the corresponding elements in the second source vector to single-precision format and then destructively multiplies and adds these values without intermediate rounding to the single-precision elements of the destination vector that overlap with the corresponding BFloat16 elements in the source vectors. This instruction is unpredicated.

ID_AA64ZFR0_EL1.BF16 indicates whether this instruction is implemented.

SVE

((FEAT_SVE || FEAT_SME) && FEAT_BF16)

31	30	29	28	27	26	25	24	23	22	21	20	19	18	17	16	15	14	13	12	11	10	9	8	7	6	5	4	3	2	1	0
0	1	1	0	0	1	0	0	1	1	1	Zm				1	0	0	0	0	0	Zn				Zda						
o2											op				T																

Encoding

BFMLALB <Zda>.S, <Zn>.H, <Zm>.H

Decode for this encoding

```
if ((!IsFeatureImplemented(FEAT_SVE) && !IsFeatureImplemented(FEAT_SME)) ||
    !IsFeatureImplemented(FEAT_BF16)) then EndOfDecode(Decode_UNDEF);
constant integer n = UInt(Zn);
constant integer m = UInt(Zm);
constant integer da = UInt(Zda);
constant boolean op1_neg = FALSE;
```

Assembler Symbols

- <Zda> Is the name of the third source and destination scalable vector register, encoded in the "Zda" field.
- <Zn> Is the name of the first source scalable vector register, encoded in the "Zn" field.
- <Zm> Is the name of the second source scalable vector register, encoded in the "Zm" field.

Operation

```
CheckSVEEnabled();
constant integer VL = CurrentVL;
constant integer elements = VL DIV 32;
constant bits(VL) op1 = Z[n, VL];
constant bits(VL) op2 = Z[m, VL];
constant bits(VL) op3 = Z[da, VL];
bits(VL) result;

for e = 0 to elements-1
    constant bits(16) elem1 = (if op1_neg then BFNeg(Elem[op1, 2*e + 0, 16])
                               else Elem[op1, 2*e + 0, 16]);
    constant bits(16) elem2 = Elem[op2, 2*e + 0, 16];
    constant bits(32) elem3 = Elem[op3, e, 32];
    Elem[result, e, 32] = BFMulAddH(elem3, elem1, elem2, FPCR);

Z[da, VL] = result;
```

Operational information

This instruction might be immediately preceded in program order by a MOVPRFX instruction. The MOVPRFX must conform to all of the following requirements, otherwise the behavior of the MOVPRFX and this instruction is CONSTRAINED UNPREDICTABLE:

- The MOVPRFX must be unpredicated.

- The `MOVPRFX` must specify the same destination register as this instruction.
- The destination register must not refer to architectural register state referenced by any other source operand register of this instruction.

Internal version only: aarchmrs v2025-03_rel, pseudocode v2025-03_rel ; Build timestamp: 2025-03-21T17:41

Copyright © 2010-2025 Arm Limited or its affiliates. All rights reserved. This document is Non-Confidential.

BFMLALT (indexed)

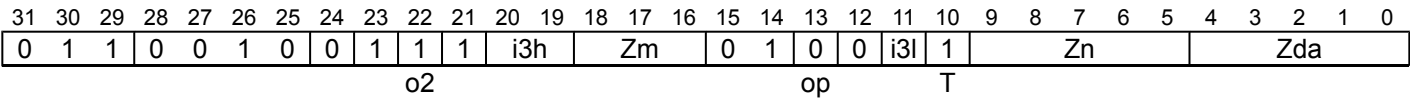
BFloat16 multiply-add long to single-precision (top, indexed)

This BFloat16 multiply-add long instruction widens the odd-numbered BFloat16 elements in the first source vector and the indexed element from the corresponding 128-bit segment in the second source vector to single-precision format and then destructively multiplies and adds these values without intermediate rounding to the single-precision elements of the destination vector that overlap with the corresponding BFloat16 elements in the first source vector. This instruction is unpredicated.

ID_AA64ZFR0_EL1.BF16 indicates whether this instruction is implemented.

SVE

((FEAT_SVE || FEAT_SME) && FEAT_BF16)



Encoding

BFMLALT <Zda>.S, <Zn>.H, <Zm>.H[<imm>]

Decode for this encoding

```
if ((!IsFeatureImplemented(FEAT_SVE) && !IsFeatureImplemented(FEAT_SME)) ||
    !IsFeatureImplemented(FEAT_BF16)) then EndOfDecode(Decode_UNDEF);
constant integer n = UInt(Zn);
constant integer m = UInt(Zm);
constant integer da = UInt(Zda);
constant integer index = UInt(i3h:i3l);
constant boolean op1_neg = FALSE;
```

Assembler Symbols

- <Zda> Is the name of the third source and destination scalable vector register, encoded in the "Zda" field.
- <Zn> Is the name of the first source scalable vector register, encoded in the "Zn" field.
- <Zm> Is the name of the second source scalable vector register Z0-Z7, encoded in the "Zm" field.
- <imm> Is the immediate index, in the range 0 to 7, encoded in the "i3h:i3l" fields.

Operation

```
CheckSVEEnabled();
constant integer VL = CurrentVL;
constant integer elements = VL DIV 32;
constant integer eltsperssegment = 128 DIV 32;
constant bits(VL) op1 = Z[n, VL];
constant bits(VL) op2 = Z[m, VL];
constant bits(VL) op3 = Z[da, VL];
bits(VL) result;

for e = 0 to elements-1
    constant integer segmentbase = e - (e MOD eltsperssegment);
    constant integer s = 2 * segmentbase + index;
    constant bits(16) elem1 = (if op1_neg then BFNeg(Elem[op1, 2*e + 1, 16])
                             else Elem[op1, 2*e + 1, 16]);
    constant bits(16) elem2 = Elem[op2, s, 16];
    constant bits(32) elem3 = Elem[op3, e, 32];
    Elem[result, e, 32] = BFMulAddH(elem3, elem1, elem2, FPCR);

Z[da, VL] = result;
```

Operational information

This instruction might be immediately preceded in program order by a `MOVPRFX` instruction. The `MOVPRFX` must conform to all of the following requirements, otherwise the behavior of the `MOVPRFX` and this instruction is **CONSTRAINED UNPREDICTABLE**:

- The `MOVPRFX` must be unpredicated.
- The `MOVPRFX` must specify the same destination register as this instruction.
- The destination register must not refer to architectural register state referenced by any other source operand register of this instruction.

Internal version only: aarchmrs v2025-03_rel, pseudocode v2025-03_rel ; Build timestamp: 2025-03-21T17:41

Copyright © 2010-2025 Arm Limited or its affiliates. All rights reserved. This document is Non-Confidential.

BFMLALT (vectors)

BFloat16 multiply-add long to single-precision (top)

This BFloat16 multiply-add long instruction widens the odd-numbered BFloat16 elements in the first source vector and the corresponding elements in the second source vector to single-precision format and then destructively multiplies and adds these values without intermediate rounding to the single-precision elements of the destination vector that overlap with the corresponding BFloat16 elements in the source vectors. This instruction is unpredicated.

ID_AA64ZFR0_EL1.BF16 indicates whether this instruction is implemented.

SVE

((FEAT_SVE || FEAT_SME) && FEAT_BF16)

31	30	29	28	27	26	25	24	23	22	21	20	19	18	17	16	15	14	13	12	11	10	9	8	7	6	5	4	3	2	1	0
0	1	1	0	0	1	0	0	1	1	1	Zm				1	0	0	0	0	1	Zn				Zda						
o2											op				T																

Encoding

BFMLALT <Zda>.S, <Zn>.H, <Zm>.H

Decode for this encoding

```
if ((!IsFeatureImplemented(FEAT_SVE) && !IsFeatureImplemented(FEAT_SME)) ||
    !IsFeatureImplemented(FEAT_BF16)) then EndOfDecode(Decode_UNDEF);
constant integer n = UInt(Zn);
constant integer m = UInt(Zm);
constant integer da = UInt(Zda);
constant boolean op1_neg = FALSE;
```

Assembler Symbols

- <Zda> Is the name of the third source and destination scalable vector register, encoded in the "Zda" field.
- <Zn> Is the name of the first source scalable vector register, encoded in the "Zn" field.
- <Zm> Is the name of the second source scalable vector register, encoded in the "Zm" field.

Operation

```
CheckSVEEnabled();
constant integer VL = CurrentVL;
constant integer elements = VL DIV 32;
constant bits(VL) op1 = Z[n, VL];
constant bits(VL) op2 = Z[m, VL];
constant bits(VL) op3 = Z[da, VL];
bits(VL) result;

for e = 0 to elements-1
    constant bits(16) elem1 = (if op1_neg then BFNeg(Elem[op1, 2*e + 1, 16])
                             else Elem[op1, 2*e + 1, 16]);
    constant bits(16) elem2 = Elem[op2, 2*e + 1, 16];
    constant bits(32) elem3 = Elem[op3, e, 32];
    Elem[result, e, 32] = BFMulAddH(elem3, elem1, elem2, FPCR);

Z[da, VL] = result;
```

Operational information

This instruction might be immediately preceded in program order by a MOVPRFX instruction. The MOVPRFX must conform to all of the following requirements, otherwise the behavior of the MOVPRFX and this instruction is CONSTRAINED UNPREDICTABLE:

- The MOVPRFX must be unpredicated.

- The `MOVPRFX` must specify the same destination register as this instruction.
- The destination register must not refer to architectural register state referenced by any other source operand register of this instruction.

Internal version only: aarchmrs v2025-03_rel, pseudocode v2025-03_rel ; Build timestamp: 2025-03-21T17:41

Copyright © 2010-2025 Arm Limited or its affiliates. All rights reserved. This document is Non-Confidential.

BFMLS (indexed)

BFloat16 fused multiply-subtract vectors by indexed elements

Multiply all BFloat16 elements within each 128-bit segment of the first source vector by the specified element in the corresponding second source vector segment. The products are then destructively subtracted without intermediate rounding from the corresponding elements of the addend and destination vector.

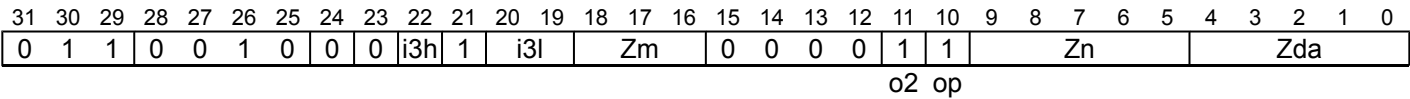
The elements within the second source vector are specified using an immediate index which selects the same element position within each 128-bit vector segment. The index range is from 0 to 7.

This instruction follows SVE2 non-widening BFloat16 numerical behaviors.

This instruction is unpredicated.

ID_AA64ZFR0_EL1.B16B16 indicates whether this instruction is implemented.

SVE2
(FEAT_SVE_B16B16)



Encoding

BFMLS <Zda>.H, <Zn>.H, <Zm>.H[<imm>]

Decode for this encoding

```
if !IsFeatureImplemented(FEAT_SVE_B16B16) then EndOfDecode(Decode_UNDEF);
constant integer index = UInt(i3h:i3l);
constant integer n = UInt(Zn);
constant integer m = UInt(Zm);
constant integer da = UInt(Zda);
constant boolean op1_neg = TRUE;
constant boolean op3_neg = FALSE;
```

Assembler Symbols

- <Zda> Is the name of the third source and destination scalable vector register, encoded in the "Zda" field.
- <Zn> Is the name of the first source scalable vector register, encoded in the "Zn" field.
- <Zm> Is the name of the second source scalable vector register Z0-Z7, encoded in the "Zm" field.
- <imm> Is the immediate index, in the range 0 to 7, encoded in the "i3h:i3l" fields.

Operation

```
if IsFeatureImplemented(FEAT_SME2) then CheckSVEEnabled(); else CheckNonStreamingSVEEnabled();
constant integer VL = CurrentVL;
constant integer elements = VL DIV 16;
constant integer eltspersegment = 128 DIV 16;
constant bits(VL) op1 = Z[n, VL];
constant bits(VL) op2 = Z[m, VL];
bits(VL) result = Z[da, VL];

for e = 0 to elements-1
    constant integer segmentbase = e - (e MOD eltspersegment);
    constant integer s = segmentbase + index;
    constant bits(16) elem2 = Elem[op2, s, 16];
    constant bits(16) elem1 = if op1_neg then BFNeg(Elem[op1, e, 16]) else Elem[op1, e, 16];
    constant bits(16) elem3 = if op3_neg then BFNeg(Elem[result, e, 16]) else Elem[result, e, 16];
    Elem[result, e, 16] = BFMulAdd(elem3, elem1, elem2, FPCR);

Z[da, VL] = result;
```

Operational information

This instruction might be immediately preceded in program order by a `MOVPRFX` instruction. The `MOVPRFX` must conform to all of the following requirements, otherwise the behavior of the `MOVPRFX` and this instruction is **CONSTRAINED UNPREDICTABLE**:

- The `MOVPRFX` must be unpredicated.
- The `MOVPRFX` must specify the same destination register as this instruction.
- The destination register must not refer to architectural register state referenced by any other source operand register of this instruction.

Internal version only: aarchmrs v2025-03_rel, pseudocode v2025-03_rel ; Build timestamp: 2025-03-21T17:41

Copyright © 2010-2025 Arm Limited or its affiliates. All rights reserved. This document is Non-Confidential.

BFMLS (vectors)

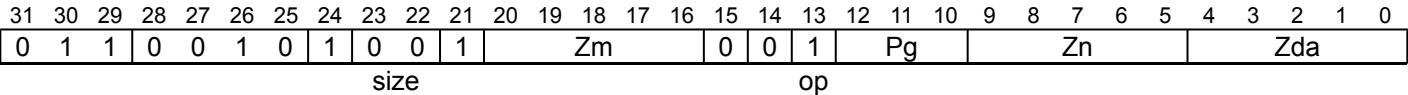
BFloat16 fused multiply-subtract vectors

Multiply the corresponding active BFloat16 elements of the first and second source vectors and subtract from elements of the third source (addend) vector without intermediate rounding. Destructively place the results in the destination and third source (addend) vector. Inactive elements in the destination vector register remain unmodified.

This instruction follows SVE2 non-widening BFloat16 numerical behaviors.

ID_AA64ZFR0_EL1.B16B16 indicates whether this instruction is implemented.

SVE2
(FEAT_SVE_B16B16)



Encoding

BFMLS <Zda>.H, <Pg>/M, <Zn>.H, <Zm>.H

Decode for this encoding

```
if !IsFeatureImplemented(FEAT_SVE_B16B16) then EndOfDecode(Decode_UNDEF);
constant integer g = UInt(Pg);
constant integer n = UInt(Zn);
constant integer m = UInt(Zm);
constant integer da = UInt(Zda);
constant boolean op1_neg = TRUE;
constant boolean op3_neg = FALSE;
```

Assembler Symbols

- <Zda> Is the name of the third source and destination scalable vector register, encoded in the "Zda" field.
- <Pg> Is the name of the governing scalable predicate register P0-P7, encoded in the "Pg" field.
- <Zn> Is the name of the first source scalable vector register, encoded in the "Zn" field.
- <Zm> Is the name of the second source scalable vector register, encoded in the "Zm" field.

Operation

```
if IsFeatureImplemented(FEAT_SME2) then CheckSVEEnabled(); else CheckNonStreamingSVEEnabled();
constant integer VL = CurrentVL;
constant integer PL = VL DIV 8;
constant integer elements = VL DIV 16;
constant bits(PL) mask = P[g, PL];
constant bits(VL) op1 = if AnyActiveElement(mask, 16) then Z[n, VL] else Zeros(VL);
constant bits(VL) op2 = if AnyActiveElement(mask, 16) then Z[m, VL] else Zeros(VL);
constant bits(VL) op3 = Z[da, VL];
bits(VL) result;

for e = 0 to elements-1
    if ActivePredicateElement(mask, e, 16) then
        constant bits(16) elem1 = if op1_neg then BFNeg(Elem[op1, e, 16]) else Elem[op1, e, 16];
        constant bits(16) elem2 = Elem[op2, e, 16];
        constant bits(16) elem3 = if op3_neg then BFNeg(Elem[op3, e, 16]) else Elem[op3, e, 16];

        Elem[result, e, 16] = BFMulAdd(elem3, elem1, elem2, FPCR);
    else
        Elem[result, e, 16] = Elem[op3, e, 16];

Z[da, VL] = result;
```

Operational information

This instruction might be immediately preceded in program order by a MOVPRFX instruction. The MOVPRFX must conform to all of the following requirements, otherwise the behavior of the MOVPRFX and this instruction is CONSTRAINED UNPREDICTABLE:

- The MOVPRFX can be predicated or unpredicated.
- A predicated MOVPRFX must use the same governing predicate register as this instruction.
- A predicated MOVPRFX must use the larger of the destination element size and first source element size in the preferred disassembly of this instruction.
- The MOVPRFX must specify the same destination register as this instruction.
- The destination register must not refer to architectural register state referenced by any other source operand register of this instruction.

Internal version only: aarchmrs v2025-03_rel, pseudocode v2025-03_rel ; Build timestamp: 2025-03-21T17:41

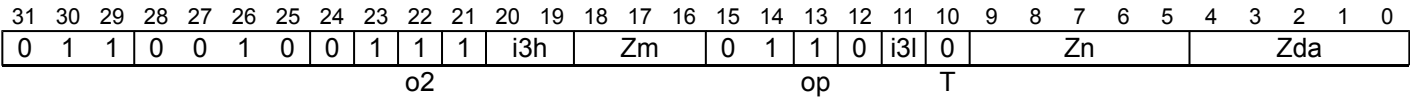
Copyright © 2010-2025 Arm Limited or its affiliates. All rights reserved. This document is Non-Confidential.

BFMLSLB (indexed)

BFloat16 multiply-subtract long from single-precision (bottom, indexed)

This BFloat16 multiply-subtract long instruction widens the even-numbered BFloat16 elements in the first source vector and the indexed element from the corresponding 128-bit segment in the second source vector to single-precision format and then destructively multiplies and subtracts these values without intermediate rounding from the single-precision elements of the destination vector that overlap with the corresponding BFloat16 elements in the first source vector. This instruction is unpredicated.

SVE2 (FEAT_SME2 || FEAT_SVE2p1)



Encoding

BFMLSLB <Zda>.S, <Zn>.H, <Zm>.H[<imm>]

Decode for this encoding

```
if !IsFeatureImplemented(FEAT_SME2) && !IsFeatureImplemented(FEAT_SVE2p1) then
    EndOfDecode(Decode_UNDEF);
constant integer n = UInt(Zn);
constant integer m = UInt(Zm);
constant integer da = UInt(Zda);
constant integer index = UInt(i3h:i3l);
constant boolean op1_neg = TRUE;
```

Assembler Symbols

- <Zda> Is the name of the third source and destination scalable vector register, encoded in the "Zda" field.
- <Zn> Is the name of the first source scalable vector register, encoded in the "Zn" field.
- <Zm> Is the name of the second source scalable vector register Z0-Z7, encoded in the "Zm" field.
- <imm> Is the immediate index, in the range 0 to 7, encoded in the "i3h:i3l" fields.

Operation

```
CheckSVEEnabled();
constant integer VL = CurrentVL;
constant integer elements = VL DIV 32;
constant integer eltspersegment = 128 DIV 32;
constant bits(VL) op1 = Z[n, VL];
constant bits(VL) op2 = Z[m, VL];
constant bits(VL) op3 = Z[da, VL];
bits(VL) result;

for e = 0 to elements-1
    constant integer segmentbase = e - (e MOD eltspersegment);
    constant integer s = 2 * segmentbase + index;
    constant bits(16) elem1 = (if op1_neg then BFNeg(Elem[op1, 2*e + 0, 16])
    else Elem[op1, 2*e + 0, 16]);
    constant bits(16) elem2 = Elem[op2, s, 16];
    constant bits(32) elem3 = Elem[op3, e, 32];
    Elem[result, e, 32] = BFMulAddH(elem3, elem1, elem2, FPCR);
Z[da, VL] = result;
```

Operational information

This instruction might be immediately preceded in program order by a `MOVPRFX` instruction. The `MOVPRFX` must conform to all of the following requirements, otherwise the behavior of the `MOVPRFX` and this instruction is `CONSTRAINED UNPREDICTABLE`:

- The `MOVPRFX` must be unpredicated.
- The `MOVPRFX` must specify the same destination register as this instruction.
- The destination register must not refer to architectural register state referenced by any other source operand register of this instruction.

Internal version only: aarchmrs v2025-03_rel, pseudocode v2025-03_rel ; Build timestamp: 2025-03-21T17:41

Copyright © 2010-2025 Arm Limited or its affiliates. All rights reserved. This document is Non-Confidential.

BFMLSLB (vectors)

BFloat16 multiply-subtract long from single-precision (bottom)

This BFloat16 multiply-subtract long instruction widens the even-numbered BFloat16 elements in the first source vector and the corresponding elements in the second source vector to single-precision format and then destructively multiplies and subtracts these values without intermediate rounding from the single-precision elements of the destination vector that overlap with the corresponding BFloat16 elements in the source vectors. This instruction is unpredicated.

SVE2 (FEAT_SME2 || FEAT_SVE2p1)

31	30	29	28	27	26	25	24	23	22	21	20	19	18	17	16	15	14	13	12	11	10	9	8	7	6	5	4	3	2	1	0
0	1	1	0	0	1	0	0	1	1	1	Zm				1	0	1	0	0	0	Zn				Zda						
o2															op				T												

Encoding

BFMLSLB <Zda>.S, <Zn>.H, <Zm>.H

Decode for this encoding

```
if !IsFeatureImplemented(FEAT_SME2) && !IsFeatureImplemented(FEAT_SVE2p1) then
    EndOfDecode(Decode_UNDEF);
constant integer n = UInt(Zn);
constant integer m = UInt(Zm);
constant integer da = UInt(Zda);
constant boolean op1_neg = TRUE;
```

Assembler Symbols

- <Zda>
- Is the name of the third source and destination scalable vector register, encoded in the "Zda" field.
- <Zn>
- Is the name of the first source scalable vector register, encoded in the "Zn" field.
- <Zm>
- Is the name of the second source scalable vector register, encoded in the "Zm" field.

Operation

```
CheckSVEEnabled();
constant integer VL = CurrentVL;
constant integer elements = VL DIV 32;
constant bits(VL) op1 = Z[n, VL];
constant bits(VL) op2 = Z[m, VL];
constant bits(VL) op3 = Z[da, VL];
bits(VL) result;

for e = 0 to elements-1
    constant bits(16) elem1 = (if op1_neg then BFNeg(Elem[op1, 2*e + 0, 16])
                               else Elem[op1, 2*e + 0, 16]);
    constant bits(16) elem2 = Elem[op2, 2*e + 0, 16];
    constant bits(32) elem3 = Elem[op3, e, 32];
    Elem[result, e, 32] = BFMulAddH(elem3, elem1, elem2, FPCR);

Z[da, VL] = result;
```

Operational information

- This instruction might be immediately preceded in program order by a MOVPRFX instruction. The MOVPRFX must conform to all of the following requirements, otherwise the behavior of the MOVPRFX and this instruction is CONSTRAINED UNPREDICTABLE:
- The MOVPRFX must be unpredicated.
 - The MOVPRFX must specify the same destination register as this instruction.

- The destination register must not refer to architectural register state referenced by any other source operand register of this instruction.

Internal version only: aarchmrs v2025-03_rel, pseudocode v2025-03_rel ; Build timestamp: 2025-03-21T17:41

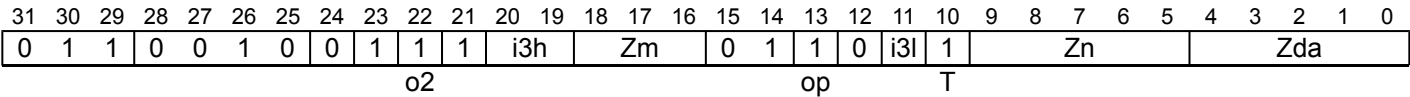
Copyright © 2010-2025 Arm Limited or its affiliates. All rights reserved. This document is Non-Confidential.

BFMLSLT (indexed)

BFloat16 multiply-subtract long from single-precision (top, indexed)

This BFloat16 multiply-subtract long instruction widens the odd-numbered BFloat16 elements in the first source vector and the indexed element from the corresponding 128-bit segment in the second source vector to single-precision format and then destructively multiplies and subtracts these values without intermediate rounding from the single-precision elements of the destination vector that overlap with the corresponding BFloat16 elements in the first source vector. This instruction is unpredicated.

SVE2 (FEAT_SME2 || FEAT_SVE2p1)



Encoding

BFMLSLT <Zda>.S, <Zn>.H, <Zm>.H[<imm>]

Decode for this encoding

```
if !IsFeatureImplemented(FEAT_SME2) && !IsFeatureImplemented(FEAT_SVE2p1) then
    EndOfDecode(Decode_UNDEF);
constant integer n = UInt(Zn);
constant integer m = UInt(Zm);
constant integer da = UInt(Zda);
constant integer index = UInt(i3h:i3l);
constant boolean op1_neg = TRUE;
```

Assembler Symbols

- <Zda> Is the name of the third source and destination scalable vector register, encoded in the "Zda" field.
- <Zn> Is the name of the first source scalable vector register, encoded in the "Zn" field.
- <Zm> Is the name of the second source scalable vector register Z0-Z7, encoded in the "Zm" field.
- <imm> Is the immediate index, in the range 0 to 7, encoded in the "i3h:i3l" fields.

Operation

```
CheckSVEEnabled();
constant integer VL = CurrentVL;
constant integer elements = VL DIV 32;
constant integer eltspersegment = 128 DIV 32;
constant bits(VL) op1 = Z[n, VL];
constant bits(VL) op2 = Z[m, VL];
constant bits(VL) op3 = Z[da, VL];
bits(VL) result;

for e = 0 to elements-1
    constant integer segmentbase = e - (e MOD eltspersegment);
    constant integer s = 2 * segmentbase + index;
    constant bits(16) elem1 = (if op1_neg then BFNeg(Elem[op1, 2*e + 1, 16])
    else Elem[op1, 2*e + 1, 16]);
    constant bits(16) elem2 = Elem[op2, s, 16];
    constant bits(32) elem3 = Elem[op3, e, 32];
    Elem[result, e, 32] = BFMulAddH(elem3, elem1, elem2, FPCR);

Z[da, VL] = result;
```

Operational information

This instruction might be immediately preceded in program order by a `MOVPRFX` instruction. The `MOVPRFX` must conform to all of the following requirements, otherwise the behavior of the `MOVPRFX` and this instruction is `CONSTRAINED UNPREDICTABLE`:

- The `MOVPRFX` must be unpredicated.
- The `MOVPRFX` must specify the same destination register as this instruction.
- The destination register must not refer to architectural register state referenced by any other source operand register of this instruction.

Internal version only: aarchmrs v2025-03_rel, pseudocode v2025-03_rel ; Build timestamp: 2025-03-21T17:41

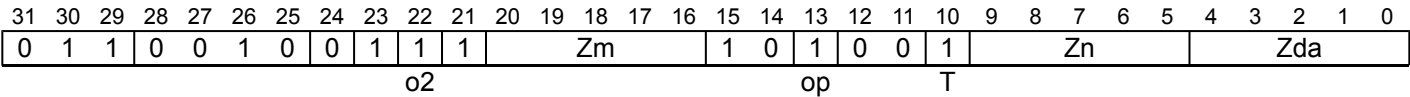
Copyright © 2010-2025 Arm Limited or its affiliates. All rights reserved. This document is Non-Confidential.

BFMLSLT (vectors)

BFloat16 multiply-subtract long from single-precision (top)

This BFloat16 multiply-subtract long instruction widens the odd-numbered BFloat16 elements in the first source vector and the corresponding elements in the second source vector to single-precision format and then destructively multiplies and subtracts these values without intermediate rounding from the single-precision elements of the destination vector that overlap with the corresponding BFloat16 elements in the source vectors. This instruction is unpredicated.

SVE2 (FEAT_SME2 || FEAT_SVE2p1)



Encoding

BFMLSLT <Zda>.S, <Zn>.H, <Zm>.H

Decode for this encoding

```
if !IsFeatureImplemented(FEAT_SME2) && !IsFeatureImplemented(FEAT_SVE2p1) then
    EndOfDecode(Decode_UNDEF);
constant integer n = UInt(Zn);
constant integer m = UInt(Zm);
constant integer da = UInt(Zda);
constant boolean op1_neg = TRUE;
```

Assembler Symbols

- <Zda> Is the name of the third source and destination scalable vector register, encoded in the "Zda" field.
- <Zn> Is the name of the first source scalable vector register, encoded in the "Zn" field.
- <Zm> Is the name of the second source scalable vector register, encoded in the "Zm" field.

Operation

```
CheckSVEEnabled();
constant integer VL = CurrentVL;
constant integer elements = VL DIV 32;
constant bits(VL) op1 = Z[n, VL];
constant bits(VL) op2 = Z[m, VL];
constant bits(VL) op3 = Z[da, VL];
bits(VL) result;

for e = 0 to elements-1
    constant bits(16) elem1 = (if op1_neg then BFNeg(Elem[op1, 2*e + 1, 16])
                               else Elem[op1, 2*e + 1, 16]);
    constant bits(16) elem2 = Elem[op2, 2*e + 1, 16];
    constant bits(32) elem3 = Elem[op3, e, 32];
    Elem[result, e, 32] = BFMulAddH(elem3, elem1, elem2, FPCR);

Z[da, VL] = result;
```

Operational information

- This instruction might be immediately preceded in program order by a MOVPRFX instruction. The MOVPRFX must conform to all of the following requirements, otherwise the behavior of the MOVPRFX and this instruction is CONSTRAINED UNPREDICTABLE:
- The MOVPRFX must be unpredicated.
 - The MOVPRFX must specify the same destination register as this instruction.

- The destination register must not refer to architectural register state referenced by any other source operand register of this instruction.

Internal version only: aarchmrs v2025-03_rel, pseudocode v2025-03_rel ; Build timestamp: 2025-03-21T17:41

Copyright © 2010-2025 Arm Limited or its affiliates. All rights reserved. This document is Non-Confidential.

BFMMLA (widening)

BFloat16 matrix multiply-accumulate to single-precision

If FEAT_EBF16 is not implemented or FPCR.EBF is 0, this instruction:

- Performs two unfused sums-of-products within each two pairs of adjacent BFloat16 elements while multiplying the 2×4 matrix of BFloat16 values held in each 128-bit segment of the first source vector by the 4×2 matrix of BFloat16 values in the corresponding segment of the second source vector. The intermediate single-precision products are rounded before they are summed and the intermediate sum is rounded before accumulation into the 2×2 single-precision matrix in the corresponding segment of the destination vector. This is equivalent to accumulating two 2-way unfused dot products per destination element.
- Uses the non-IEEE 754 Round-to-Odd rounding mode, which forces bit 0 of an inexact result to 1, and rounds an overflow to an appropriately signed Infinity.
- Flushes denormalized inputs and results to zero, as if FPCR.{FZ, FIZ} is {1, 1}.
- Honors FPCR.AH when generating a default NaN result, otherwise disables alternative floating point behaviors, as if FPCR.AH is 0.

If FEAT_EBF16 is implemented and FPCR.EBF is 1, then this instruction:

- Performs two fused sums-of-products within each two pairs of adjacent BFloat16 elements while multiplying the 2×4 matrix of BFloat16 values held in each 128-bit segment of the first source vector by the 4×2 matrix of BFloat16 values in the corresponding segment of the second source vector. The intermediate single-precision products are not rounded before they are summed, but the intermediate sum is rounded before accumulation into the 2×2 single-precision matrix in the corresponding segment of the destination vector. This is equivalent to accumulating two 2-way fused dot products per destination element.
- Follows all other floating-point behaviors that apply to single-precision arithmetic, as governed by FPCR.RMode, FPCR.FZ, FPCR.AH, and FPCR.FIZ.

Irrespective of FEAT_EBF16 and FPCR.EBF, this instruction:

- Does not modify the cumulative FPSR exception bits (IDC, IXC, UFC, OFC, DZC, and IOC).
- Disables trapped floating-point exceptions, as if the FPCR trap enable bits (IDE, IXE, UFE, OFE, DZE, and IOE) are all zero.
- Generates only the default NaN, as if FPCR.DN is 1.

This instruction is unpredicated and vector length agnostic.

ID_AA64ZFR0_EL1.BF16 indicates whether this instruction is implemented.

This instruction is illegal when executed in Streaming SVE mode, unless FEAT_SME_FA64 is implemented and enabled.

SVE
(FEAT_SVE && FEAT_BF16)

Table with 32 columns (31 to 0) and 2 rows. Row 1 contains bit values (0 or 1). Row 2 contains field names (Zm, Zn, Zda) or is empty. A label 'opc' is centered below the table.

Encoding

BFMMLA <Zda>.S, <Zn>.H, <Zm>.H

Decode for this encoding

```
if !IsFeatureImplemented(FEAT_SVE) || !IsFeatureImplemented(FEAT_BF16) then
    EndOfDecode(Decode_UNDEF);
constant integer n = UInt(Zn);
constant integer m = UInt(Zm);
constant integer da = UInt(Zda);
```

Assembler Symbols

- <Zda> Is the name of the third source and destination scalable vector register, encoded in the "Zda" field.
- <Zn> Is the name of the first source scalable vector register, encoded in the "Zn" field.
- <Zm> Is the name of the second source scalable vector register, encoded in the "Zm" field.

Operation

```
CheckNonStreamingSVEEnabled();
constant integer VL = CurrentVL;
constant integer segments = VL DIV 128;
constant bits(VL) operand1 = Z[n, VL];
constant bits(VL) operand2 = Z[m, VL];
constant bits(VL) operand3 = Z[da, VL];
bits(VL) result;
bits(128) op1, op2;
bits(128) res, addend;

for s = 0 to segments-1
    op1    = Elem[operand1, s, 128];
    op2    = Elem[operand2, s, 128];
    addend = Elem[operand3, s, 128];
    res    = BFMatMulAddH(addend, op1, op2, FPCR);
    Elem[result, s, 128] = res;

Z[da, VL] = result;
```

Operational information

This instruction might be immediately preceded in program order by a MOVPRFX instruction. The MOVPRFX must conform to all of the following requirements, otherwise the behavior of the MOVPRFX and this instruction is CONSTRAINED UNPREDICTABLE:

- The MOVPRFX must be unpredicated.
- The MOVPRFX must specify the same destination register as this instruction.
- The destination register must not refer to architectural register state referenced by any other source operand register of this instruction.

Internal version only: aarchmrs v2025-03_rel, pseudocode v2025-03_rel ; Build timestamp: 2025-03-21T17:41

Copyright © 2010-2025 Arm Limited or its affiliates. All rights reserved. This document is Non-Confidential.

BFMUL (indexed)

BFloat16 multiply vectors by indexed elements

Multiply all BFloat16 elements within each 128-bit segment of the first source vector by the specified element in the corresponding second source vector segment and place the results in the corresponding elements of the destination vector.

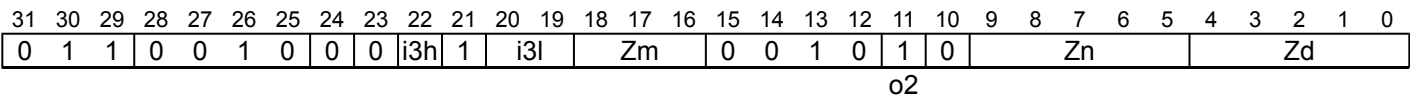
The elements within the second source vector are specified using an immediate index which selects the same element position within each 128-bit vector segment. The index range is from 0 to 7.

This instruction follows SVE2 non-widening BFloat16 numerical behaviors.

This instruction is unpredicated.

ID_AA64ZFR0_EL1.B16B16 indicates whether this instruction is implemented.

SVE2
(FEAT_SVE_B16B16)



Encoding

BFMUL <Zd>.H, <Zn>.H, <Zm>.H[<imm>]

Decode for this encoding

```
if !IsFeatureImplemented(FEAT_SVE_B16B16) then EndOfDecode(Decode_UNDEF);
constant integer index = UInt(i3h:i3l);
constant integer n = UInt(Zn);
constant integer m = UInt(Zm);
constant integer d = UInt(Zd);
```

Assembler Symbols

- <Zd> Is the name of the destination scalable vector register, encoded in the "Zd" field.
- <Zn> Is the name of the first source scalable vector register, encoded in the "Zn" field.
- <Zm> Is the name of the second source scalable vector register Z0-Z7, encoded in the "Zm" field.
- <imm> Is the immediate index, in the range 0 to 7, encoded in the "i3h:i3l" fields.

Operation

```
if IsFeatureImplemented(FEAT_SME2) then CheckSVEEnabled(); else CheckNonStreamingSVEEnabled();
constant integer VL = CurrentVL;
constant integer elements = VL DIV 16;
constant integer eltspersegment = 128 DIV 16;
constant bits(VL) op1 = Z[n, VL];
constant bits(VL) op2 = Z[m, VL];
bits(VL) result;

for e = 0 to elements-1
    constant integer segmentbase = e - (e MOD eltspersegment);
    constant integer s = segmentbase + index;
    constant bits(16) elem2 = Elem[op2, s, 16];
    constant bits(16) elem1 = Elem[op1, e, 16];
    Elem[result, e, 16] = BFMul(elem1, elem2, FPCR);

Z[d, VL] = result;
```

BFMUL (vectors, predicated)

BFloat16 multiply vectors (predicated)

Multiply active BFloat16 elements of the second source vector to corresponding elements of the first source vector and destructively place the results in the corresponding elements of the first source vector. Inactive elements in the destination vector register remain unmodified.

This instruction follows SVE2 non-widening BFloat16 numerical behaviors.

ID_AA64ZFR0_EL1.B16B16 indicates whether this instruction is implemented.

SVE2 (FEAT_SVE_B16B16)

31	30	29	28	27	26	25	24	23	22	21	20	19	18	17	16	15	14	13	12	11	10	9	8	7	6	5	4	3	2	1	0
0	1	1	0	0	1	0	1	0	0	0	0	0	0	1	0	1	0	0	Pg			Zm				Zdn					
size												opc																			

Encoding

BFMUL <Zdn>.H, <Pg>/M, <Zdn>.H, <Zm>.H

Decode for this encoding

```
if !IsFeatureImplemented(FEAT_SVE_B16B16) then EndOfDecode(Decode_UNDEF);

constant integer g = UInt(Pg);
constant integer dn = UInt(Zdn);
constant integer m = UInt(Zm);
```

Assembler Symbols

- <Zdn> Is the name of the first source and destination scalable vector register, encoded in the "Zdn" field.
- <Pg> Is the name of the governing scalable predicate register P0-P7, encoded in the "Pg" field.
- <Zm> Is the name of the second source scalable vector register, encoded in the "Zm" field.

Operation

```
if IsFeatureImplemented(FEAT_SME2) then CheckSVEEnabled(); else CheckNonStreamingSVEEnabled();
constant integer VL = CurrentVL;
constant integer PL = VL DIV 8;
constant integer elements = VL DIV 16;
constant bits(PL) mask = P[g, PL];
constant bits(VL) operand1 = Z[dn, VL];
constant bits(VL) operand2 = if AnyActiveElement(mask, 16) then Z[m, VL] else Zeros(VL);
bits(VL) result;

for e = 0 to elements-1
    constant bits(16) element1 = Elem[operand1, e, 16];
    if ActivePredicateElement(mask, e, 16) then
        constant bits(16) element2 = Elem[operand2, e, 16];
        Elem[result, e, 16] = BFMul(element1, element2, FPCR);
    else
        Elem[result, e, 16] = element1;

Z[dn, VL] = result;
```

Operational information

- This instruction might be immediately preceded in program order by a MOVPRFX instruction. The MOVPRFX must conform to all of the following requirements, otherwise the behavior of the MOVPRFX and this instruction is CONSTRAINED UNPREDICTABLE:
- The MOVPRFX can be predicated or unpredicated.

- A predicated `MOVPRFX` must use the same governing predicate register as this instruction.
- A predicated `MOVPRFX` must use the larger of the destination element size and first source element size in the preferred disassembly of this instruction.
- The `MOVPRFX` must specify the same destination register as this instruction.
- The destination register must not refer to architectural register state referenced by any other source operand register of this instruction.

Internal version only: aarchmrs v2025-03_rel, pseudocode v2025-03_rel ; Build timestamp: 2025-03-21T17:41

Copyright © 2010-2025 Arm Limited or its affiliates. All rights reserved. This document is Non-Confidential.

BFMUL (vectors, unpredicated)

BFloat16 multiply vectors (unpredicated)

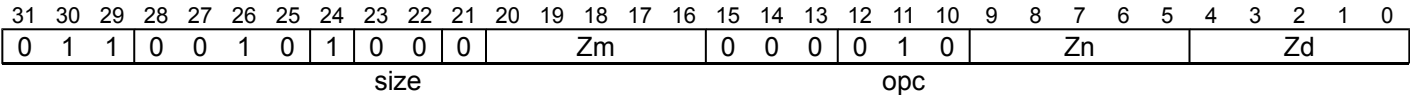
Multiply all BFloat16 elements of the second source vector to corresponding elements of the first source vector and place the results in the corresponding elements of the destination vector.

This instruction follows SVE2 non-widening BFloat16 numerical behaviors.

This instruction is unpredicated.

ID_AA64ZFR0_EL1.B16B16 indicates whether this instruction is implemented.

SVE2
(FEAT_SVE_B16B16)



Encoding

BFMUL <Zd>.H, <Zn>.H, <Zm>.H

Decode for this encoding

```
if !IsFeatureImplemented(FEAT_SVE_B16B16) then EndOfDecode(Decode_UNDEF);
constant integer n = UInt(Zn);
constant integer m = UInt(Zm);
constant integer d = UInt(Zd);
```

Assembler Symbols

- <Zd> Is the name of the destination scalable vector register, encoded in the "Zd" field.
- <Zn> Is the name of the first source scalable vector register, encoded in the "Zn" field.
- <Zm> Is the name of the second source scalable vector register, encoded in the "Zm" field.

Operation

```
if IsFeatureImplemented(FEAT_SME2) then CheckSVEEnabled(); else CheckNonStreamingSVEEnabled();
constant integer VL = CurrentVL;
constant integer elements = VL DIV 16;
constant bits(VL) operand1 = Z[n, VL];
constant bits(VL) operand2 = Z[m, VL];
bits(VL) result;

for e = 0 to elements-1
    constant bits(16) element1 = Elem[operand1, e, 16];
    constant bits(16) element2 = Elem[operand2, e, 16];
    Elem[result, e, 16] = BFMul(element1, element2, FPCR);

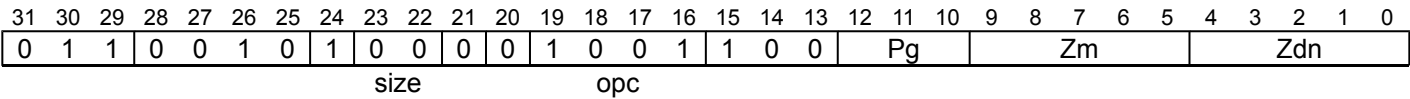
Z[d, VL] = result;
```

BFSCALE

BFloat16 adjust exponent by vector (predicated)

Multiply the active BFloat16 elements of the first source vector by 2.0 to the power of the signed integer values in the corresponding elements of the second source vector and destructively place the results in the corresponding elements of the first source vector. Inactive elements in the destination vector register remain unmodified. This instruction follows SVE2 non-widening BFloat16 numerical behaviors.

SVE2 (FEAT_SVE_BFSCALE)



Encoding

BFSCALE <Zdn>.H, <Pg>/M, <Zdn>.H, <Zm>.H

Decode for this encoding

```
if !IsFeatureImplemented(FEAT_SVE_BFSCALE) then EndOfDecode(Decode_UNDEF);

constant integer g = UInt(Pg);
constant integer dn = UInt(Zdn);
constant integer m = UInt(Zm);
```

Assembler Symbols

- <Zdn> Is the name of the first source and destination scalable vector register, encoded in the "Zdn" field.
- <Pg> Is the name of the governing scalable predicate register P0-P7, encoded in the "Pg" field.
- <Zm> Is the name of the second source scalable vector register, encoded in the "Zm" field.

Operation

```
if IsFeatureImplemented(FEAT_SME2) then CheckSVEEnabled(); else CheckNonStreamingSVEEnabled();
constant integer VL = CurrentVL;
constant integer PL = VL DIV 8;
constant integer elements = VL DIV 16;
constant bits(PL) mask = P[g, PL];
constant bits(VL) operand1 = Z[dn, VL];
constant bits(VL) operand2 = if AnyActiveElement(mask, 16) then Z[m, VL] else Zeros(VL);
bits(VL) result;

for e = 0 to elements-1
    constant bits(16) element1 = Elem[operand1, e, 16];
    if ActivePredicateElement(mask, e, 16) then
        constant integer element2 = SInt(Elem[operand2, e, 16]);
        Elem[result, e, 16] = BFScale(element1, element2, FPCR);
    else
        Elem[result, e, 16] = element1;

Z[dn, VL] = result;
```

Operational information

- This instruction might be immediately preceded in program order by a MOVPRFX instruction. The MOVPRFX must conform to all of the following requirements, otherwise the behavior of the MOVPRFX and this instruction is CONSTRAINED UNPREDICTABLE:
- The MOVPRFX can be predicated or unpredicated.
 - A predicated MOVPRFX must use the same governing predicate register as this instruction.

- A predicated `MOVPRFX` must use the larger of the destination element size and first source element size in the preferred disassembly of this instruction.
- The `MOVPRFX` must specify the same destination register as this instruction.
- The destination register must not refer to architectural register state referenced by any other source operand register of this instruction.

Internal version only: aarchmrs v2025-03_rel, pseudocode v2025-03_rel ; Build timestamp: 2025-03-21T17:41

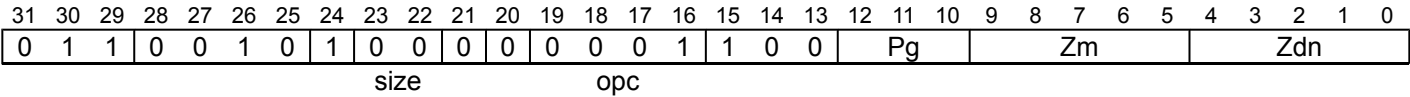
Copyright © 2010-2025 Arm Limited or its affiliates. All rights reserved. This document is Non-Confidential.

BFSUB (predicated)

BFloat16 subtract vectors (predicated)

Subtract active BFloat16 elements of the second source vector from corresponding BFloat16 elements of the first source vector and destructively place the results in the corresponding elements of the first source vector. Inactive elements in the destination vector register remain unmodified. This instruction follows SVE2 non-widening BFloat16 numerical behaviors. ID_AA64ZFR0_EL1.B16B16 indicates whether this instruction is implemented.

SVE2 (FEAT_SVE_B16B16)



Encoding

BFSUB <Zdn>.H, <Pg>/M, <Zdn>.H, <Zm>.H

Decode for this encoding

```
if !IsFeatureImplemented(FEAT_SVE_B16B16) then EndOfDecode(Decode_UNDEF);

constant integer g = UInt(Pg);
constant integer dn = UInt(Zdn);
constant integer m = UInt(Zm);
```

Assembler Symbols

- <Zdn> Is the name of the first source and destination scalable vector register, encoded in the "Zdn" field.
- <Pg> Is the name of the governing scalable predicate register P0-P7, encoded in the "Pg" field.
- <Zm> Is the name of the second source scalable vector register, encoded in the "Zm" field.

Operation

```
if IsFeatureImplemented(FEAT_SME2) then CheckSVEEnabled(); else CheckNonStreamingSVEEnabled();
constant integer VL = CurrentVL;
constant integer PL = VL DIV 8;
constant integer elements = VL DIV 16;
constant bits(PL) mask = P[g, PL];
constant bits(VL) operand1 = Z[dn, VL];
constant bits(VL) operand2 = if AnyActiveElement(mask, 16) then Z[m, VL] else Zeros(VL);
bits(VL) result;

for e = 0 to elements-1
    constant bits(16) element1 = Elem[operand1, e, 16];
    if ActivePredicateElement(mask, e, 16) then
        constant bits(16) element2 = Elem[operand2, e, 16];
        Elem[result, e, 16] = BFSUB(element1, element2, FPCR);
    else
        Elem[result, e, 16] = element1;

Z[dn, VL] = result;
```

Operational information

This instruction might be immediately preceded in program order by a MOVPRFX instruction. The MOVPRFX must conform to all of the following requirements, otherwise the behavior of the MOVPRFX and this instruction is CONSTRAINED UNPREDICTABLE:

- The MOVPRFX can be predicated or unpredicated.

- A predicated `MOVPRFX` must use the same governing predicate register as this instruction.
- A predicated `MOVPRFX` must use the larger of the destination element size and first source element size in the preferred disassembly of this instruction.
- The `MOVPRFX` must specify the same destination register as this instruction.
- The destination register must not refer to architectural register state referenced by any other source operand register of this instruction.

Internal version only: aarchmrs v2025-03_rel, pseudocode v2025-03_rel ; Build timestamp: 2025-03-21T17:41

Copyright © 2010-2025 Arm Limited or its affiliates. All rights reserved. This document is Non-Confidential.

BFSUB (unpredicated)

BFloat16 subtract vectors (unpredicated)

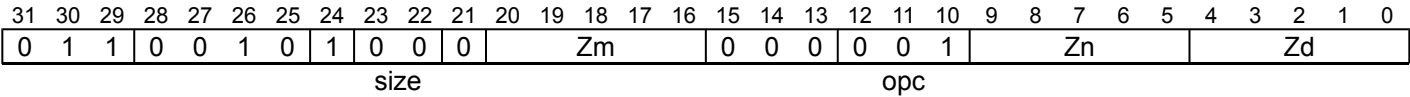
Subtract all BFloat16 elements of the second source vector from corresponding BFloat16 elements of the first source vector and place the results in the corresponding elements of the destination vector.

This instruction follows SVE2 non-widening BFloat16 numerical behaviors.

This instruction is unpredicated.

ID_AA64ZFR0_EL1.B16B16 indicates whether this instruction is implemented.

SVE2
(FEAT_SVE_B16B16)



Encoding

BFSUB <Zd>.H, <Zn>.H, <Zm>.H

Decode for this encoding

```
if !IsFeatureImplemented(FEAT_SVE_B16B16) then EndOfDecode(Decode_UNDEF);
constant integer n = UInt(Zn);
constant integer m = UInt(Zm);
constant integer d = UInt(Zd);
```

Assembler Symbols

- <Zd> Is the name of the destination scalable vector register, encoded in the "Zd" field.
- <Zn> Is the name of the first source scalable vector register, encoded in the "Zn" field.
- <Zm> Is the name of the second source scalable vector register, encoded in the "Zm" field.

Operation

```
if IsFeatureImplemented(FEAT_SME2) then CheckSVEEnabled(); else CheckNonStreamingSVEEnabled();
constant integer VL = CurrentVL;
constant integer elements = VL DIV 16;
constant bits(VL) operand1 = Z[n, VL];
constant bits(VL) operand2 = Z[m, VL];
bits(VL) result;

for e = 0 to elements-1
    constant bits(16) element1 = Elem[operand1, e, 16];
    constant bits(16) element2 = Elem[operand2, e, 16];
    Elem[result, e, 16] = BFSUB(element1, element2, FPCR);

Z[d, VL] = result;
```

BGRP

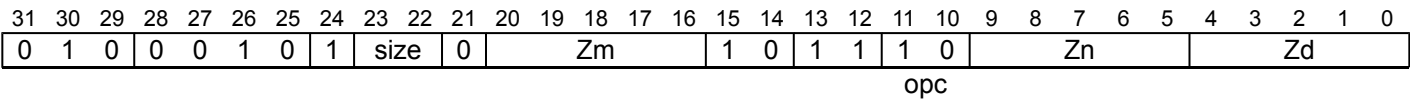
Group bits to right or left as selected by bitmask

This instruction separates bits in each element of the first source vector by gathering from the bit positions indicated by non-zero bits in the corresponding mask element of the second source vector to the lowest-numbered contiguous bits of the corresponding destination element, and from positions indicated by zero bits to the highest-numbered bits of the destination element, preserving the bit order within each group. This instruction is unpredicated.

ID_AA64ZFR0_EL1.BitPerm indicates whether this instruction is implemented.

This instruction is illegal when executed in Streaming SVE mode, unless FEAT_SME_FA64 is implemented and enabled, or FEAT_SSVE_BitPerm is implemented.

SVE2
(FEAT_SVE_BitPerm)



Encoding

BGRP <Zd>.<T>, <Zn>.<T>, <Zm>.<T>

Decode for this encoding

```
if !IsFeatureImplemented(FEAT_SVE_BitPerm) then EndOfDecode(Decode_UNDEF);
constant integer esize = 8 << UInt(size);
constant integer n = UInt(Zn);
constant integer m = UInt(Zm);
constant integer d = UInt(Zd);
```

Assembler Symbols

<Zd> Is the name of the destination scalable vector register, encoded in the "Zd" field.

<T> Is the size specifier, encoded in "size":

size	<T>
00	B
01	H
10	S
11	D

<Zn> Is the name of the first source scalable vector register, encoded in the "Zn" field.

<Zm> Is the name of the second source scalable vector register, encoded in the "Zm" field.

Operation

```
if IsFeatureImplemented(FEAT_SSVE_BitPerm) then
    CheckSVEEnabled\(\);
else
    CheckNonStreamingSVEEnabled\(\);
constant integer VL = CurrentVL;
constant integer elements = VL DIV esize;
constant bits(VL) data = Z[n, VL];
constant bits(VL) mask = Z[m, VL];
bits(VL) result;

for e = 0 to elements - 1
    Elem[result, e, esize] = BitGroup(Elem[data, e, esize], Elem[mask, e, esize]);

Z[d, VL] = result;
```

Operational information

If PSTATE.DIT is 1:

- The execution time of this instruction is independent of:
 - The values of the data supplied in any of its registers.
 - The values of the NZCV flags.
- The response of this instruction to asynchronous exceptions does not vary based on:
 - The values of the data supplied in any of its registers.
 - The values of the NZCV flags.

Internal version only: aarchmrs v2025-03_rel, pseudocode v2025-03_rel ; Build timestamp: 2025-03-21T17:41

Copyright © 2010-2025 Arm Limited or its affiliates. All rights reserved. This document is Non-Confidential.

BIC (immediate)

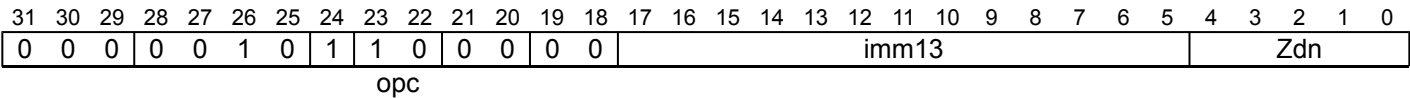
Bitwise clear bits using immediate (unpredicated)

Bitwise clear bits using immediate with each 64-bit element of the source vector, and destructively place the results in the corresponding elements of the source vector. The immediate is a 64-bit value consisting of a single run of ones or zeros repeating every 2, 4, 8, 16, 32 or 64 bits. This instruction is unpredicated.

This is a pseudo-instruction of [AND \(immediate\)](#). This means:

- The encodings in this description are named to match the encodings of [AND \(immediate\)](#).
- The assembler syntax is used only for assembly, and is not used on disassembly.
- The description of [AND \(immediate\)](#) gives the operational pseudocode, any CONSTRAINED UNPREDICTABLE behavior, and any operational information for this instruction.

SVE (FEAT_SVE || FEAT_SME)



Encoding

BIC <Zdn>.<T>, <Zdn>.<T>, #<const>

is equivalent to

AND <Zdn>.<T>, <Zdn>.<T>, #(-<const> - 1)

Assembler Symbols

- <Zdn>

Is the name of the source and destination scalable vector register, encoded in the "Zdn" field.
- <T>

Is the size specifier, encoded in "imm13":

imm13	<T>
0xxxxxxxx0xxxxx	S
0xxxxxxxx10xxxx	H
0xxxxxxxx110xxx	B
0xxxxxxxx1110xx	B
0xxxxxxxx11110x	B
0xxxxxxxx11111x	RESERVED
1xxxxxxxxxxxxxx	D
- <const>

Is a 64, 32, 16 or 8-bit bitmask consisting of replicated 2, 4, 8, 16, 32 or 64 bit fields, each field containing a rotated run of non-zero bits, encoded in the "imm13" field.

Operation

The description of [AND \(immediate\)](#) gives the operational pseudocode for this instruction.

Operational information

- If PSTATE.DIT is 1:
- The execution time of this instruction is independent of:
 - The values of the data supplied in any of its registers.
 - The values of the NZCV flags.
 - The response of this instruction to asynchronous exceptions does not vary based on:
 - The values of the data supplied in any of its registers.
 - The values of the NZCV flags.

This instruction might be immediately preceded in program order by a `MOVPRFX` instruction. The `MOVPRFX` must conform to all of the following requirements, otherwise the behavior of the `MOVPRFX` and this instruction is `CONSTRAINED UNPREDICTABLE`:

- The `MOVPRFX` must be unpredicated.
- The `MOVPRFX` must specify the same destination register as this instruction.
- The destination register must not refer to architectural register state referenced by any other source operand register of this instruction.

Internal version only: aarchmrs v2025-03_rel, pseudocode v2025-03_rel ; Build timestamp: 2025-03-21T17:41

Copyright © 2010-2025 Arm Limited or its affiliates. All rights reserved. This document is Non-Confidential.

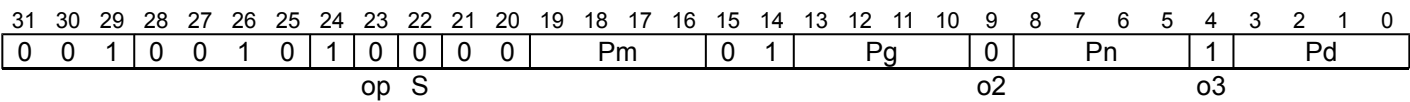
BIC (predicates)

Bitwise clear predicates

Bitwise AND inverted active elements of the second source predicate with corresponding elements of the first source predicate and place the results in the corresponding elements of the destination predicate. Inactive elements in the destination predicate register are set to zero. Does not set the condition flags.

Not setting the condition flags

(FEAT_SVE || FEAT_SME)



Encoding

BIC <Pd>.B, <Pg>/Z, <Pn>.B, <Pm>.B

Decode for this encoding

```
if !IsFeatureImplemented(FEAT_SVE) && !IsFeatureImplemented(FEAT_SME) then
    EndOfDecode(Decode_UNDEF);
constant integer esize = 8;
constant integer g = UInt(Pg);
constant integer n = UInt(Pn);
constant integer m = UInt(Pm);
constant integer d = UInt(Pd);
constant boolean setflags = FALSE;
```

Assembler Symbols

- <Pd> Is the name of the destination scalable predicate register, encoded in the "Pd" field.
- <Pg> Is the name of the governing scalable predicate register, encoded in the "Pg" field.
- <Pn> Is the name of the first source scalable predicate register, encoded in the "Pn" field.
- <Pm> Is the name of the second source scalable predicate register, encoded in the "Pm" field.

Operation

```
CheckSVEEnabled();
constant integer VL = CurrentVL;
constant integer PL = VL DIV 8;
constant integer elements = VL DIV esize;
constant bits(PL) mask = P[g, PL];
constant bits(PL) operand1 = P[n, PL];
constant bits(PL) operand2 = P[m, PL];
bits(PL) result;
constant integer psize = esize DIV 8;

for e = 0 to elements-1
    constant bit element1 = PredicateElement(operand1, e, esize);
    constant bit element2 = PredicateElement(operand2, e, esize);
    if ActivePredicateElement(mask, e, esize) then
        Elem[result, e, psize] = ZeroExtend(element1 AND (NOT element2), psize);
    else
        Elem[result, e, psize] = ZeroExtend('0', psize);

if setflags then
    PSTATE.<N,Z,C,V> = PredTest(mask, result, esize);
P[d, PL] = result;
```

Operational information

If PSTATE.DIT is 1:

- The execution time of this instruction is independent of:
 - The values of the data supplied in any of its operand registers when its governing predicate register contains the same value for each execution.
 - The values of the NZCV flags.
- The response of this instruction to asynchronous exceptions does not vary based on:
 - The values of the data supplied in any of its operand registers when its governing predicate register contains the same value for each execution.
 - The values of the NZCV flags.

Internal version only: aarchmrs v2025-03_rel, pseudocode v2025-03_rel ; Build timestamp: 2025-03-21T17:41

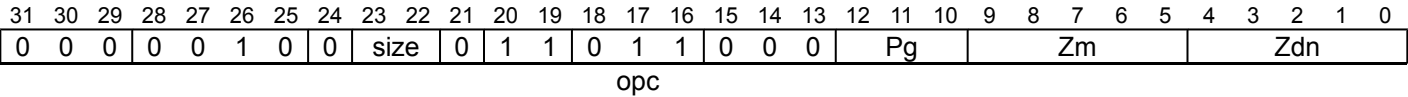
Copyright © 2010-2025 Arm Limited or its affiliates. All rights reserved. This document is Non-Confidential.

BIC (vectors, predicated)

Bitwise clear vectors (predicated)

Bitwise AND inverted active elements of the second source vector with corresponding elements of the first source vector and destructively place the results in the corresponding elements of the first source vector. Inactive elements in the destination vector register remain unmodified.

SVE
(FEAT_SVE || FEAT_SME)



Encoding

BIC <Zdn>.<T>, <Pg>/M, <Zdn>.<T>, <Zm>.<T>

Decode for this encoding

```
if !IsFeatureImplemented(FEAT_SVE) && !IsFeatureImplemented(FEAT_SME) then
    EndOfDecode(Decode_UNDEF);
constant integer esize = 8 << UInt(size);
constant integer g = UInt(Pg);
constant integer dn = UInt(Zdn);
constant integer m = UInt(Zm);
```

Assembler Symbols

<Zdn> Is the name of the first source and destination scalable vector register, encoded in the "Zdn" field.

<T> Is the size specifier, encoded in "size":

size	<T>
00	B
01	H
10	S
11	D

<Pg> Is the name of the governing scalable predicate register P0-P7, encoded in the "Pg" field.

<Zm> Is the name of the second source scalable vector register, encoded in the "Zm" field.

Operation

```
CheckSVEEnabled();
constant integer VL = CurrentVL;
constant integer PL = VL DIV 8;
constant integer elements = VL DIV esize;
constant bits(PL) mask = P[g, PL];
constant bits(VL) operand1 = Z[dn, VL];
constant bits(VL) operand2 = if AnyActiveElement(mask, esize) then Z[m, VL] else Zeros(VL);
bits(VL) result;

for e = 0 to elements-1
    constant bits(esize) element1 = Elem[operand1, e, esize];
    constant bits(esize) element2 = Elem[operand2, e, esize];
    if ActivePredicateElement(mask, e, esize) then
        Elem[result, e, esize] = element1 AND (NOT element2);
    else
        Elem[result, e, esize] = Elem[operand1, e, esize];

Z[dn, VL] = result;
```

Operational information

If PSTATE.DIT is 1:

- The execution time of this instruction is independent of:
 - The values of the data supplied in any of its operand registers when its governing predicate register contains the same value for each execution.
 - The values of the NZCV flags.
- The response of this instruction to asynchronous exceptions does not vary based on:
 - The values of the data supplied in any of its operand registers when its governing predicate register contains the same value for each execution.
 - The values of the NZCV flags.

This instruction might be immediately preceded in program order by a MOVPRFX instruction. The MOVPRFX must conform to all of the following requirements, otherwise the behavior of the MOVPRFX and this instruction is CONSTRAINED UNPREDICTABLE:

- The MOVPRFX can be predicated or unpredicated.
- A predicated MOVPRFX must use the same governing predicate register as this instruction.
- A predicated MOVPRFX must use the larger of the destination element size and first source element size in the preferred disassembly of this instruction.
- The MOVPRFX must specify the same destination register as this instruction.
- The destination register must not refer to architectural register state referenced by any other source operand register of this instruction.

Internal version only: aarchmrs v2025-03_rel, pseudocode v2025-03_rel ; Build timestamp: 2025-03-21T17:41

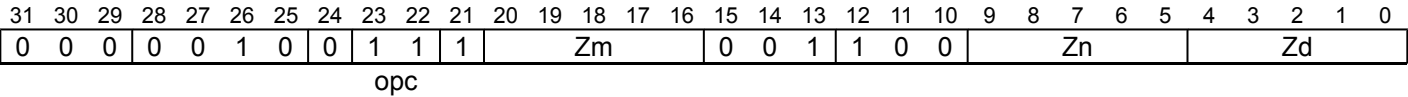
Copyright © 2010-2025 Arm Limited or its affiliates. All rights reserved. This document is Non-Confidential.

BIC (vectors, unpredicated)

Bitwise clear vectors (unpredicated)

Bitwise AND inverted all elements of the second source vector with corresponding elements of the first source vector and place the results in the corresponding elements of the destination vector. This instruction is unpredicated.

SVE (FEAT_SVE || FEAT_SME)



Encoding

BIC <Zd>.D, <Zn>.D, <Zm>.D

Decode for this encoding

```
if !IsFeatureImplemented(FEAT_SVE) && !IsFeatureImplemented(FEAT_SME) then
    EndOfDecode(Decode_UNDEF);
constant integer n = UInt(Zn);
constant integer m = UInt(Zm);
constant integer d = UInt(Zd);
```

Assembler Symbols

- <Zd> Is the name of the destination scalable vector register, encoded in the "Zd" field.
- <Zn> Is the name of the first source scalable vector register, encoded in the "Zn" field.
- <Zm> Is the name of the second source scalable vector register, encoded in the "Zm" field.

Operation

```
CheckSVEEnabled();
constant integer VL = CurrentVL;
constant bits(VL) operand1 = Z[n, VL];
constant bits(VL) operand2 = Z[m, VL];

Z[d, VL] = operand1 AND (NOT operand2);
```

Operational information

- If PSTATE.DIT is 1:
- The execution time of this instruction is independent of:
 - The values of the data supplied in any of its registers.
 - The values of the NZCV flags.
 - The response of this instruction to asynchronous exceptions does not vary based on:
 - The values of the data supplied in any of its registers.
 - The values of the NZCV flags.

BICS

Bitwise clear predicates, setting the condition flags

Bitwise AND inverted active elements of the second source predicate with corresponding elements of the first source predicate and place the results in the corresponding elements of the destination predicate. Inactive elements in the destination predicate register are set to zero. Sets the First (N), None (Z), !Last (C) condition flags based on the predicate result, and the V flag to zero.

Setting the condition flags (FEAT_SVE || FEAT_SME)

31	30	29	28	27	26	25	24	23	22	21	20	19	18	17	16	15	14	13	12	11	10	9	8	7	6	5	4	3	2	1	0
0	0	1	0	0	1	0	1	0	1	0	0	Pm			0	1	Pg			0	Pn			1	Pd						
op S												o2						o3													

Encoding

BICS <Pd>.B, <Pg>/Z, <Pn>.B, <Pm>.B

Decode for this encoding

```
if !IsFeatureImplemented(FEAT_SVE) && !IsFeatureImplemented(FEAT_SME) then
    EndOfDecode(Decode_UNDEF);
constant integer esize = 8;
constant integer g = UInt(Pg);
constant integer n = UInt(Pn);
constant integer m = UInt(Pm);
constant integer d = UInt(Pd);
constant boolean setflags = TRUE;
```

Assembler Symbols

- <Pd> Is the name of the destination scalable predicate register, encoded in the "Pd" field.
- <Pg> Is the name of the governing scalable predicate register, encoded in the "Pg" field.
- <Pn> Is the name of the first source scalable predicate register, encoded in the "Pn" field.
- <Pm> Is the name of the second source scalable predicate register, encoded in the "Pm" field.

Operation

```
CheckSVEEnabled();
constant integer VL = CurrentVL;
constant integer PL = VL DIV 8;
constant integer elements = VL DIV esize;
constant bits(PL) mask = P[g, PL];
constant bits(PL) operand1 = P[n, PL];
constant bits(PL) operand2 = P[m, PL];
bits(PL) result;
constant integer psize = esize DIV 8;

for e = 0 to elements-1
    constant bit element1 = PredicateElement(operand1, e, esize);
    constant bit element2 = PredicateElement(operand2, e, esize);
    if ActivePredicateElement(mask, e, esize) then
        Elem[result, e, psize] = ZeroExtend(element1 AND (NOT element2), psize);
    else
        Elem[result, e, psize] = ZeroExtend('0', psize);

if setflags then
    PSTATE.<N,Z,C,V> = PredTest(mask, result, esize);
P[d, PL] = result;
```

Operational information

If PSTATE.DIT is 1:

- The execution time of this instruction is independent of:
 - The values of the data supplied in any of its operand registers when its governing predicate register contains the same value for each execution.
 - The values of the NZCV flags.
- The response of this instruction to asynchronous exceptions does not vary based on:
 - The values of the data supplied in any of its operand registers when its governing predicate register contains the same value for each execution.
 - The values of the NZCV flags.

If FEAT_SME is implemented and the PE is in Streaming SVE mode, then any subsequent instruction which is dependent on the NZCV condition flags written by this instruction might be significantly delayed.

Internal version only: aarchmrs v2025-03_rel, pseudocode v2025-03_rel ; Build timestamp: 2025-03-21T17:41

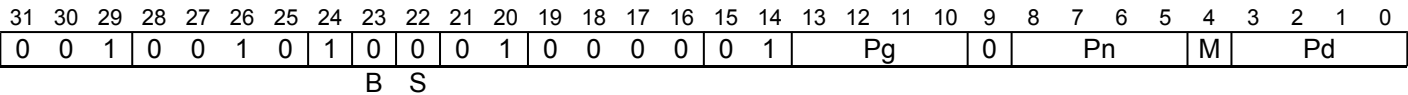
Copyright © 2010-2025 Arm Limited or its affiliates. All rights reserved. This document is Non-Confidential.

BRKA

Break after first true condition

Sets destination predicate elements up to and including the first active and true source element to true, then sets subsequent elements to false. Inactive elements in the destination predicate register remain unmodified or are set to zero, depending on whether merging or zeroing predication is selected. Does not set the condition flags.

Not setting the condition flags
(FEAT_SVE || FEAT_SME)



Encoding

BRKA <Pd>.B, <Pg>/<ZM>, <Pn>.B

Decode for this encoding

```
if !IsFeatureImplemented(FEAT_SVE) && !IsFeatureImplemented(FEAT_SME) then
    EndOfDecode(Decode_UNDEF);
constant integer esize = 8;
constant integer g = UInt(Pg);
constant integer n = UInt(Pn);
constant integer d = UInt(Pd);
constant boolean merging = (M == '1');
constant boolean setflags = FALSE;
```

Assembler Symbols

<Pd> Is the name of the destination scalable predicate register, encoded in the "Pd" field.

<Pg> Is the name of the governing scalable predicate register, encoded in the "Pg" field.

<ZM> Is the predication qualifier, encoded in “M”:

M	<ZM>
0	Z
1	M

<Pn> Is the name of the source scalable predicate register, encoded in the "Pn" field.

Operation

```
CheckSVEEnabled();
constant integer VL = CurrentVL;
constant integer PL = VL DIV 8;
constant integer elements = VL DIV esize;
constant bits(PL) mask = P[g, PL];
constant bits(PL) operand = P[n, PL];
constant bits(PL) operand2 = if merging then P[d, PL] else Zeros(PL);
boolean break = FALSE;
bits(PL) result;
constant integer psize = esize DIV 8;

for e = 0 to elements-1
    constant boolean element = ActivePredicateElement(operand, e, esize);
    if ActivePredicateElement(mask, e, esize) then
        constant bit pbit = if !break then '1' else '0';
        Elem[result, e, psize] = ZeroExtend(pbit, psize);
        break = break || element;
    elsif merging then
        constant bit pbit = PredicateElement(operand2, e, esize);
        Elem[result, e, psize] = ZeroExtend(pbit, psize);
    else
        Elem[result, e, psize] = ZeroExtend('0', psize);

if setflags then
    PSTATE.<N,Z,C,V> = PredTest(mask, result, esize);
P[d, PL] = result;
```

Internal version only: aarchmrs v2025-03_rel, pseudocode v2025-03_rel ; Build timestamp: 2025-03-21T17:41

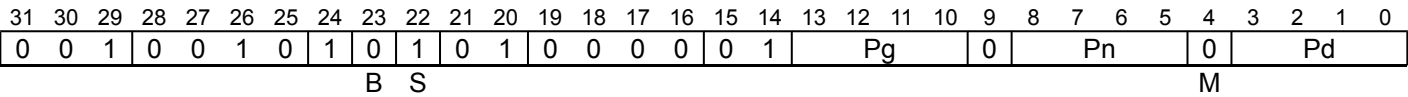
Copyright © 2010-2025 Arm Limited or its affiliates. All rights reserved. This document is Non-Confidential.

BRKAS

Break after first true condition, setting the condition flags

Sets destination predicate elements up to and including the first active and true source element to true, then sets subsequent elements to false. Inactive elements in the destination predicate register are set to zero. Sets the First (N), None (Z), !Last (C) condition flags based on the predicate result, and the V flag to zero.

Setting the condition flags (FEAT_SVE || FEAT_SME)



Encoding

BRKAS <Pd>.B, <Pg>/Z, <Pn>.B

Decode for this encoding

```
if !IsFeatureImplemented(FEAT_SVE) && !IsFeatureImplemented(FEAT_SME) then
    EndOfDecode(Decode_UNDEF);
constant integer esize = 8;
constant integer g = UInt(Pg);
constant integer n = UInt(Pn);
constant integer d = UInt(Pd);
constant boolean merging = FALSE;
constant boolean setflags = TRUE;
```

Assembler Symbols

- <Pd> Is the name of the destination scalable predicate register, encoded in the "Pd" field.
- <Pg> Is the name of the governing scalable predicate register, encoded in the "Pg" field.
- <Pn> Is the name of the source scalable predicate register, encoded in the "Pn" field.

Operation

```
CheckSVEEnabled();
constant integer VL = CurrentVL;
constant integer PL = VL DIV 8;
constant integer elements = VL DIV esize;
constant bits(PL) mask = P[g, PL];
constant bits(PL) operand = P[n, PL];
constant bits(PL) operand2 = if merging then P[d, PL] else Zeros(PL);
boolean break = FALSE;
bits(PL) result;
constant integer psize = esize DIV 8;

for e = 0 to elements-1
    constant boolean element = ActivePredicateElement(operand, e, esize);
    if ActivePredicateElement(mask, e, esize) then
        constant bit pbit = if !break then '1' else '0';
        Elem[result, e, psize] = ZeroExtend(pbit, psize);
        break = break || element;
    elsif merging then
        constant bit pbit = PredicateElement(operand2, e, esize);
        Elem[result, e, psize] = ZeroExtend(pbit, psize);
    else
        Elem[result, e, psize] = ZeroExtend('0', psize);

if setflags then
    PSTATE.<N,Z,C,V> = PredTest(mask, result, esize);
P[d, PL] = result;
```

Operational information

If FEAT_SME is implemented and the PE is in Streaming SVE mode, then any subsequent instruction which is dependent on the NZCV condition flags written by this instruction might be significantly delayed.

Internal version only: aarchmrs v2025-03_rel, pseudocode v2025-03_rel ; Build timestamp: 2025-03-21T17:41

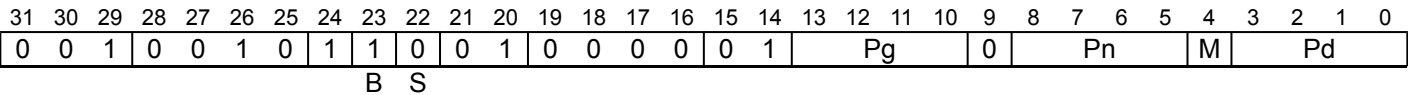
Copyright © 2010-2025 Arm Limited or its affiliates. All rights reserved. This document is Non-Confidential.

BRKB

Break before first true condition

Sets destination predicate elements up to but not including the first active and true source element to true, then sets subsequent elements to false. Inactive elements in the destination predicate register remain unmodified or are set to zero, depending on whether merging or zeroing predication is selected. Does not set the condition flags.

Not setting the condition flags
(FEAT_SVE || FEAT_SME)



Encoding

BRKB <Pd>.B, <Pg>/<ZM>, <Pn>.B

Decode for this encoding

```
if !IsFeatureImplemented(FEAT_SVE) && !IsFeatureImplemented(FEAT_SME) then
    EndOfDecode(Decode_UNDEF);
constant integer esize = 8;
constant integer g = UInt(Pg);
constant integer n = UInt(Pn);
constant integer d = UInt(Pd);
constant boolean merging = (M == '1');
constant boolean setflags = FALSE;
```

Assembler Symbols

- <Pd> Is the name of the destination scalable predicate register, encoded in the "Pd" field.
- <Pg> Is the name of the governing scalable predicate register, encoded in the "Pg" field.
- <ZM> Is the predication qualifier, encoded in “M”:

M	<ZM>
0	Z
1	M

- <Pn> Is the name of the source scalable predicate register, encoded in the "Pn" field.

Operation

```
CheckSVEEnabled();
constant integer VL = CurrentVL;
constant integer PL = VL DIV 8;
constant integer elements = VL DIV esize;
constant bits(PL) mask = P[g, PL];
constant bits(PL) operand = P[n, PL];
constant bits(PL) operand2 = if merging then P[d, PL] else Zeros(PL);
boolean break = FALSE;
bits(PL) result;
constant integer psize = esize DIV 8;

for e = 0 to elements-1
    constant boolean element = ActivePredicateElement(operand, e, esize);
    if ActivePredicateElement(mask, e, esize) then
        break = break || element;
        constant bit pbit = if !break then '1' else '0';
        Elem[result, e, psize] = ZeroExtend(pbit, psize);
    elsif merging then
        constant bit pbit = PredicateElement(operand2, e, esize);
        Elem[result, e, psize] = ZeroExtend(pbit, psize);
    else
        Elem[result, e, psize] = ZeroExtend('0', psize);

if setflags then
    PSTATE.<N,Z,C,V> = PredTest(mask, result, esize);
P[d, PL] = result;
```

Internal version only: aarchmrs v2025-03_rel, pseudocode v2025-03_rel ; Build timestamp: 2025-03-21T17:41

Copyright © 2010-2025 Arm Limited or its affiliates. All rights reserved. This document is Non-Confidential.

BRKBS

Break before first true condition, setting the condition flags

Sets destination predicate elements up to but not including the first active and true source element to true, then sets subsequent elements to false. Inactive elements in the destination predicate register are set to zero. Sets the First (N), None (Z), !Last (C) condition flags based on the predicate result, and the V flag to zero.

Setting the condition flags

(FEAT_SVE || FEAT_SME)

31	30	29	28	27	26	25	24	23	22	21	20	19	18	17	16	15	14	13	12	11	10	9	8	7	6	5	4	3	2	1	0
0	0	1	0	0	1	0	1	1	1	0	1	0	0	0	0	0	1	Pg			0		Pn			0		Pd			
B S																M															

Encoding

BRKBS <Pd>.B, <Pg>/Z, <Pn>.B

Decode for this encoding

```
if !IsFeatureImplemented(FEAT_SVE) && !IsFeatureImplemented(FEAT_SME) then
    EndOfDecode(Decode_UNDEF);
constant integer esize = 8;
constant integer g = UInt(Pg);
constant integer n = UInt(Pn);
constant integer d = UInt(Pd);
constant boolean merging = FALSE;
constant boolean setflags = TRUE;
```

Assembler Symbols

- <Pd> Is the name of the destination scalable predicate register, encoded in the "Pd" field.
- <Pg> Is the name of the governing scalable predicate register, encoded in the "Pg" field.
- <Pn> Is the name of the source scalable predicate register, encoded in the "Pn" field.

Operation

```
CheckSVEEnabled();
constant integer VL = CurrentVL;
constant integer PL = VL DIV 8;
constant integer elements = VL DIV esize;
constant bits(PL) mask = P[g, PL];
constant bits(PL) operand = P[n, PL];
constant bits(PL) operand2 = if merging then P[d, PL] else Zeros(PL);
boolean break = FALSE;
bits(PL) result;
constant integer psize = esize DIV 8;

for e = 0 to elements-1
    constant boolean element = ActivePredicateElement(operand, e, esize);
    if ActivePredicateElement(mask, e, esize) then
        break = break || element;
        constant bit pbit = if !break then '1' else '0';
        Elem[result, e, psize] = ZeroExtend(pbit, psize);
    elsif merging then
        constant bit pbit = PredicateElement(operand2, e, esize);
        Elem[result, e, psize] = ZeroExtend(pbit, psize);
    else
        Elem[result, e, psize] = ZeroExtend('0', psize);

if setflags then
    PSTATE.<N,Z,C,V> = PredTest(mask, result, esize);
P[d, PL] = result;
```

Operational information

If FEAT_SME is implemented and the PE is in Streaming SVE mode, then any subsequent instruction which is dependent on the NZCV condition flags written by this instruction might be significantly delayed.

Internal version only: aarchmrs v2025-03_rel, pseudocode v2025-03_rel ; Build timestamp: 2025-03-21T17:41

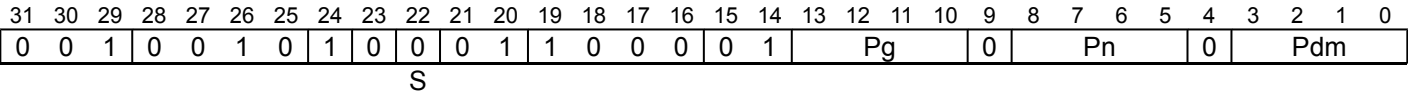
Copyright © 2010-2025 Arm Limited or its affiliates. All rights reserved. This document is Non-Confidential.

BRKN

Propagate break to next partition

If the last active element of the first source predicate is false then set the destination predicate to all-false. Otherwise leaves the destination and second source predicate unchanged. Does not set the condition flags.

Not setting the condition flags
(FEAT_SVE || FEAT_SME)



Encoding

BRKN <Pdm>.B, <Pg>/Z, <Pn>.B, <Pdm>.B

Decode for this encoding

```
if !IsFeatureImplemented(FEAT_SVE) && !IsFeatureImplemented(FEAT_SME) then
    EndOfDecode(Decode_UNDEF);
constant integer g = UInt(Pg);
constant integer n = UInt(Pn);
constant integer dm = UInt(Pdm);
constant boolean setflags = FALSE;
```

Assembler Symbols

- <Pdm>Is the name of the second source and destination scalable predicate register, encoded in the "Pdm" field.
- <Pg>Is the name of the governing scalable predicate register, encoded in the "Pg" field.
- <Pn>Is the name of the first source scalable predicate register, encoded in the "Pn" field.

Operation

```
CheckSVEEnabled();
constant integer VL = CurrentVL;
constant integer PL = VL DIV 8;
constant bits(PL) mask = P[g, PL];
constant bits(PL) operand1 = P[n, PL];
constant bits(PL) operand2 = P[dm, PL];
bits(PL) result;

if LastActive(mask, operand1, 8) == '1' then
    result = operand2;
else
    result = Zeros(PL);

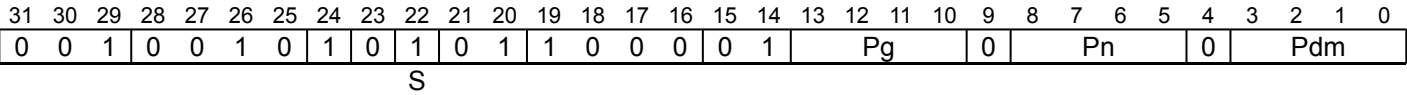
if setflags then
    PSTATE.<N,Z,C,V> = PredTest(Ones(PL), result, 8);
P[dm, PL] = result;
```

BRKNS

Propagate break to next partition, setting the condition flags

If the last active element of the first source predicate is false then set the destination predicate to all-false. Otherwise leaves the destination and second source predicate unchanged. Sets the First (N), None (Z), !Last (C) condition flags based on the predicate result, and the V flag to zero.

Setting the condition flags
(FEAT_SVE || FEAT_SME)



Encoding

BRKNS <Pdm>.B, <Pg>/Z, <Pn>.B, <Pdm>.B

Decode for this encoding

```
if !IsFeatureImplemented(FEAT_SVE) && !IsFeatureImplemented(FEAT_SME) then
    EndOfDecode(Decode_UNDEF);
constant integer g = UInt(Pg);
constant integer n = UInt(Pn);
constant integer dm = UInt(Pdm);
constant boolean setflags = TRUE;
```

Assembler Symbols

- <Pdm> Is the name of the second source and destination scalable predicate register, encoded in the "Pdm" field.
- <Pg> Is the name of the governing scalable predicate register, encoded in the "Pg" field.
- <Pn> Is the name of the first source scalable predicate register, encoded in the "Pn" field.

Operation

```
CheckSVEEnabled();
constant integer VL = CurrentVL;
constant integer PL = VL DIV 8;
constant bits(PL) mask = P[g, PL];
constant bits(PL) operand1 = P[n, PL];
constant bits(PL) operand2 = P[dm, PL];
bits(PL) result;

if LastActive(mask, operand1, 8) == '1' then
    result = operand2;
else
    result = Zeros(PL);

if setflags then
    PSTATE.<N,Z,C,V> = PredTest(Ones(PL), result, 8);
P[dm, PL] = result;
```

Operational information

If FEAT_SME is implemented and the PE is in Streaming SVE mode, then any subsequent instruction which is dependent on the NZCV condition flags written by this instruction might be significantly delayed.

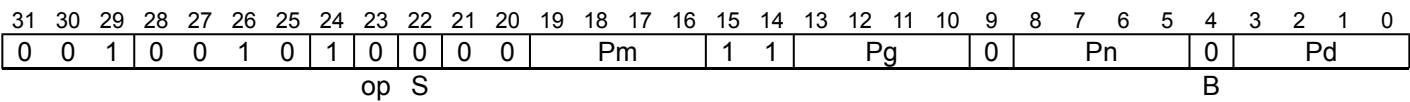
BRKPA

Break after first true condition, propagating from previous partition

If the last active element of the first source predicate is false then set the destination predicate to all-false. Otherwise sets destination predicate elements up to and including the first active and true source element to true, then sets subsequent elements to false. Inactive elements in the destination predicate register are set to zero. Does not set the condition flags.

Not setting the condition flags

(FEAT_SVE || FEAT_SME)



Encoding

BRKPA <Pd>.B, <Pg>/Z, <Pn>.B, <Pm>.B

Decode for this encoding

```
if !IsFeatureImplemented(FEAT_SVE) && !IsFeatureImplemented(FEAT_SME) then
    EndOfDecode(Decode_UNDEF);
constant integer esize = 8;
constant integer g = UInt(Pg);
constant integer n = UInt(Pn);
constant integer m = UInt(Pm);
constant integer d = UInt(Pd);
constant boolean setflags = FALSE;
```

Assembler Symbols

- <Pd> Is the name of the destination scalable predicate register, encoded in the "Pd" field.
- <Pg> Is the name of the governing scalable predicate register, encoded in the "Pg" field.
- <Pn> Is the name of the first source scalable predicate register, encoded in the "Pn" field.
- <Pm> Is the name of the second source scalable predicate register, encoded in the "Pm" field.

Operation

```
CheckSVEEnabled();
constant integer VL = CurrentVL;
constant integer PL = VL DIV 8;
constant integer elements = VL DIV esize;
constant bits(PL) mask = P[g, PL];
constant bits(PL) operand1 = P[n, PL];
constant bits(PL) operand2 = P[m, PL];
bits(PL) result;
boolean last = (LastActive(mask, operand1, 8) == '1');

for e = 0 to elements-1
    if ActivePredicateElement(mask, e, 8) then
        constant bit pbit = if last then '1' else '0';
        Elem[result, e, 1] = ZeroExtend(pbit, 1);
        last = last && (!ActivePredicateElement(operand2, e, 8));
    else
        Elem[result, e, 1] = ZeroExtend('0', 1);

if setflags then
    PSTATE.<N,Z,C,V> = PredTest(mask, result, esize);
P[d, PL] = result;
```


BRKPAS

Break after first true condition, propagating from previous partition and setting the condition flags

If the last active element of the first source predicate is false then set the destination predicate to all-false. Otherwise sets destination predicate elements up to and including the first active and true source element to true, then sets subsequent elements to false. Inactive elements in the destination predicate register are set to zero. Sets the First (N), None (Z), !Last (C) condition flags based on the predicate result, and the V flag to zero.

Setting the condition flags (FEAT_SVE || FEAT_SME)

31	30	29	28	27	26	25	24	23	22	21	20	19	18	17	16	15	14	13	12	11	10	9	8	7	6	5	4	3	2	1	0
0	0	1	0	0	1	0	1	0	1	0	0	Pm			1	1	Pg			0	Pn			0	Pd						
op S												B																			

Encoding

BRKPAS <Pd>.B, <Pg>/Z, <Pn>.B, <Pm>.B

Decode for this encoding

```
if !IsFeatureImplemented(FEAT_SVE) && !IsFeatureImplemented(FEAT_SME) then
    EndOfDecode(Decode_UNDEF);
constant integer esize = 8;
constant integer g = UInt(Pg);
constant integer n = UInt(Pn);
constant integer m = UInt(Pm);
constant integer d = UInt(Pd);
constant boolean setflags = TRUE;
```

Assembler Symbols

- <Pd> Is the name of the destination scalable predicate register, encoded in the "Pd" field.
- <Pg> Is the name of the governing scalable predicate register, encoded in the "Pg" field.
- <Pn> Is the name of the first source scalable predicate register, encoded in the "Pn" field.
- <Pm> Is the name of the second source scalable predicate register, encoded in the "Pm" field.

Operation

```
CheckSVEEnabled();
constant integer VL = CurrentVL;
constant integer PL = VL DIV 8;
constant integer elements = VL DIV esize;
constant bits(PL) mask = P[g, PL];
constant bits(PL) operand1 = P[n, PL];
constant bits(PL) operand2 = P[m, PL];
bits(PL) result;
boolean last = (LastActive(mask, operand1, 8) == '1');

for e = 0 to elements-1
    if ActivePredicateElement(mask, e, 8) then
        constant bit pbit = if last then '1' else '0';
        Elem[result, e, 1] = ZeroExtend(pbit, 1);
        last = last && (!ActivePredicateElement(operand2, e, 8));
    else
        Elem[result, e, 1] = ZeroExtend('0', 1);

if setflags then
    PSTATE.<N,Z,C,V> = PredTest(mask, result, esize);
P[d, PL] = result;
```

Operational information

If FEAT_SME is implemented and the PE is in Streaming SVE mode, then any subsequent instruction which is dependent on the NZCV condition flags written by this instruction might be significantly delayed.

Internal version only: aarchmrs v2025-03_rel, pseudocode v2025-03_rel ; Build timestamp: 2025-03-21T17:41

Copyright © 2010-2025 Arm Limited or its affiliates. All rights reserved. This document is Non-Confidential.

BRKPB

Break before first true condition, propagating from previous partition

If the last active element of the first source predicate is false then set the destination predicate to all-false. Otherwise sets destination predicate elements up to but not including the first active and true source element to true, then sets subsequent elements to false. Inactive elements in the destination predicate register are set to zero. Does not set the condition flags.

Not setting the condition flags (FEAT_SVE || FEAT_SME)

31	30	29	28	27	26	25	24	23	22	21	20	19	18	17	16	15	14	13	12	11	10	9	8	7	6	5	4	3	2	1	0
0	0	1	0	0	1	0	1	0	0	0	0	Pm			1	1	Pg			0	Pn			1	Pd						
op S																B															

Encoding

BRKPB <Pd>.B, <Pg>/Z, <Pn>.B, <Pm>.B

Decode for this encoding

```
if !IsFeatureImplemented(FEAT_SVE) && !IsFeatureImplemented(FEAT_SME) then
    EndOfDecode(Decode_UNDEF);
constant integer esize = 8;
constant integer g = UInt(Pg);
constant integer n = UInt(Pn);
constant integer m = UInt(Pm);
constant integer d = UInt(Pd);
constant boolean setflags = FALSE;
```

Assembler Symbols

- <Pd> Is the name of the destination scalable predicate register, encoded in the "Pd" field.
- <Pg> Is the name of the governing scalable predicate register, encoded in the "Pg" field.
- <Pn> Is the name of the first source scalable predicate register, encoded in the "Pn" field.
- <Pm> Is the name of the second source scalable predicate register, encoded in the "Pm" field.

Operation

```
CheckSVEEnabled();
constant integer VL = CurrentVL;
constant integer PL = VL DIV 8;
constant integer elements = VL DIV esize;
constant bits(PL) mask = P[g, PL];
constant bits(PL) operand1 = P[n, PL];
constant bits(PL) operand2 = P[m, PL];
bits(PL) result;
boolean last = (LastActive(mask, operand1, 8) == '1');

for e = 0 to elements-1
    if ActivePredicateElement(mask, e, 8) then
        last = last && (!ActivePredicateElement(operand2, e, 8));
        constant bit pbit = if last then '1' else '0';
        Elem[result, e, 1] = ZeroExtend(pbit, 1);
    else
        Elem[result, e, 1] = ZeroExtend('0', 1);

if setflags then
    PSTATE.<N,Z,C,V> = PredTest(mask, result, esize);
P[d, PL] = result;
```


BRKPBS

Break before first true condition, propagating from previous partition and setting the condition flags

If the last active element of the first source predicate is false then set the destination predicate to all-false. Otherwise sets destination predicate elements up to but not including the first active and true source element to true, then sets subsequent elements to false. Inactive elements in the destination predicate register are set to zero. Sets the First (N), None (Z), !Last (C) condition flags based on the predicate result, and the V flag to zero.

Setting the condition flags (FEAT_SVE || FEAT_SME)

31	30	29	28	27	26	25	24	23	22	21	20	19	18	17	16	15	14	13	12	11	10	9	8	7	6	5	4	3	2	1	0
0	0	1	0	0	1	0	1	0	1	0	0	Pm			1	1	Pg			0	Pn			1	Pd						
op S												B																			

Encoding

BRKPBS <Pd>.B, <Pg>/Z, <Pn>.B, <Pm>.B

Decode for this encoding

```
if !IsFeatureImplemented(FEAT_SVE) && !IsFeatureImplemented(FEAT_SME) then
    EndOfDecode(Decode_UNDEF);
constant integer esize = 8;
constant integer g = UInt(Pg);
constant integer n = UInt(Pn);
constant integer m = UInt(Pm);
constant integer d = UInt(Pd);
constant boolean setflags = TRUE;
```

Assembler Symbols

- <Pd> Is the name of the destination scalable predicate register, encoded in the "Pd" field.
- <Pg> Is the name of the governing scalable predicate register, encoded in the "Pg" field.
- <Pn> Is the name of the first source scalable predicate register, encoded in the "Pn" field.
- <Pm> Is the name of the second source scalable predicate register, encoded in the "Pm" field.

Operation

```
CheckSVEEnabled();
constant integer VL = CurrentVL;
constant integer PL = VL DIV 8;
constant integer elements = VL DIV esize;
constant bits(PL) mask = P[g, PL];
constant bits(PL) operand1 = P[n, PL];
constant bits(PL) operand2 = P[m, PL];
bits(PL) result;
boolean last = (LastActive(mask, operand1, 8) == '1');

for e = 0 to elements-1
    if ActivePredicateElement(mask, e, 8) then
        last = last && (!ActivePredicateElement(operand2, e, 8));
        constant bit pbit = if last then '1' else '0';
        Elem[result, e, 1] = ZeroExtend(pbit, 1);
    else
        Elem[result, e, 1] = ZeroExtend('0', 1);

if setflags then
    PSTATE.<N,Z,C,V> = PredTest(mask, result, esize);
P[d, PL] = result;
```

Operational information

If FEAT_SME is implemented and the PE is in Streaming SVE mode, then any subsequent instruction which is dependent on the NZCV condition flags written by this instruction might be significantly delayed.

Internal version only: aarchmrs v2025-03_rel, pseudocode v2025-03_rel ; Build timestamp: 2025-03-21T17:41

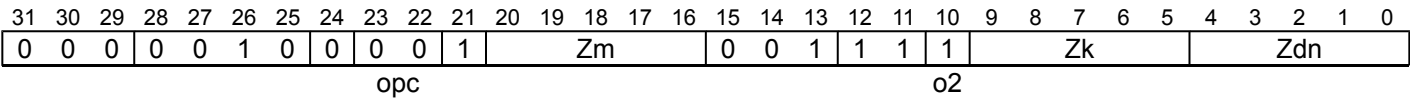
Copyright © 2010-2025 Arm Limited or its affiliates. All rights reserved. This document is Non-Confidential.

BSL

Bitwise select

Selects bits from the first source vector where the corresponding bit in the third source vector is '1', and from the second source vector where the corresponding bit in the third source vector is '0'. The result is placed destructively in the destination and first source vector. This instruction is unpredicated.

SVE2
(FEAT_SVE2 || FEAT_SME)



Encoding

BSL <Zdn>.D, <Zdn>.D, <Zm>.D, <Zk>.D

Decode for this encoding

```
if !IsFeatureImplemented(FEAT_SVE2) && !IsFeatureImplemented(FEAT_SME) then
    EndOfDecode(Decode_UNDEF);
constant integer m = UInt(Zm);
constant integer k = UInt(Zk);
constant integer dn = UInt(Zdn);
```

Assembler Symbols

- <Zdn> Is the name of the first source and destination scalable vector register, encoded in the "Zdn" field.
- <Zm> Is the name of the second source scalable vector register, encoded in the "Zm" field.
- <Zk> Is the name of the third source scalable vector register, encoded in the "Zk" field.

Operation

```
CheckSVEEnabled();
constant integer VL = CurrentVL;
constant bits(VL) operand1 = Z[dn, VL];
constant bits(VL) operand2 = Z[m, VL];
constant bits(VL) operand3 = Z[k, VL];

Z[dn, VL] = (operand1 AND operand3) OR (operand2 AND NOT(operand3));
```

Operational information

- If PSTATE.DIT is 1:
- The execution time of this instruction is independent of:
 - The values of the data supplied in any of its registers.
 - The values of the NZCV flags.
 - The response of this instruction to asynchronous exceptions does not vary based on:
 - The values of the data supplied in any of its registers.
 - The values of the NZCV flags.

This instruction might be immediately preceded in program order by a MOVPRFX instruction. The MOVPRFX must conform to all of the following requirements, otherwise the behavior of the MOVPRFX and this instruction is CONSTRAINED UNPREDICTABLE:

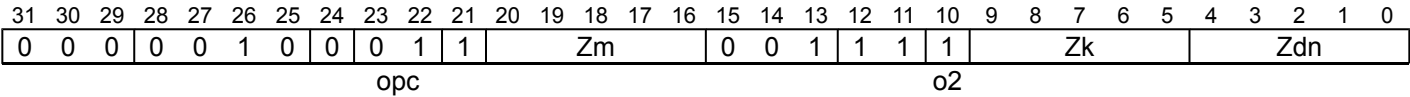
- The MOVPRFX must be unpredicated.
- The MOVPRFX must specify the same destination register as this instruction.
- The destination register must not refer to architectural register state referenced by any other source operand register of this instruction.

BSL1N

Bitwise select with first input inverted

Selects bits from the inverted first source vector where the corresponding bit in the third source vector is '1', and from the second source vector where the corresponding bit in the third source vector is '0'. The result is placed destructively in the destination and first source vector. This instruction is unpredicated.

SVE2
(FEAT_SVE2 || FEAT_SME)



Encoding

BSL1N <Zdn>.D, <Zdn>.D, <Zm>.D, <Zk>.D

Decode for this encoding

```
if !IsFeatureImplemented(FEAT_SVE2) && !IsFeatureImplemented(FEAT_SME) then
    EndOfDecode(Decode_UNDEF);
constant integer m = UInt(Zm);
constant integer k = UInt(Zk);
constant integer dn = UInt(Zdn);
```

Assembler Symbols

- <Zdn> Is the name of the first source and destination scalable vector register, encoded in the "Zdn" field.
- <Zm> Is the name of the second source scalable vector register, encoded in the "Zm" field.
- <Zk> Is the name of the third source scalable vector register, encoded in the "Zk" field.

Operation

```
CheckSVEEnabled();
constant integer VL = CurrentVL;
constant bits(VL) operand1 = Z[dn, VL];
constant bits(VL) operand2 = Z[m, VL];
constant bits(VL) operand3 = Z[k, VL];

Z[dn, VL] = (NOT(operand1) AND operand3) OR (operand2 AND NOT(operand3));
```

Operational information

- If PSTATE.DIT is 1:
- The execution time of this instruction is independent of:
 - The values of the data supplied in any of its registers.
 - The values of the NZCV flags.
 - The response of this instruction to asynchronous exceptions does not vary based on:
 - The values of the data supplied in any of its registers.
 - The values of the NZCV flags.

This instruction might be immediately preceded in program order by a MOVPRFX instruction. The MOVPRFX must conform to all of the following requirements, otherwise the behavior of the MOVPRFX and this instruction is CONSTRAINED UNPREDICTABLE:

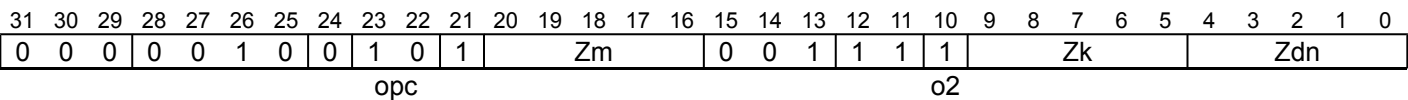
- The MOVPRFX must be unpredicated.
- The MOVPRFX must specify the same destination register as this instruction.
- The destination register must not refer to architectural register state referenced by any other source operand register of this instruction.

BSL2N

Bitwise select with second input inverted

Selects bits from the first source vector where the corresponding bit in the third source vector is '1', and from the inverted second source vector where the corresponding bit in the third source vector is '0'. The result is placed destructively in the destination and first source vector. This instruction is unpredicated.

SVE2
(FEAT_SVE2 || FEAT_SME)



Encoding

BSL2N <Zdn>.D, <Zdn>.D, <Zm>.D, <Zk>.D

Decode for this encoding

```
if !IsFeatureImplemented(FEAT_SVE2) && !IsFeatureImplemented(FEAT_SME) then
    EndOfDecode(Decode_UNDEF);
constant integer m = UInt(Zm);
constant integer k = UInt(Zk);
constant integer dn = UInt(Zdn);
```

Assembler Symbols

- <Zdn> Is the name of the first source and destination scalable vector register, encoded in the "Zdn" field.
- <Zm> Is the name of the second source scalable vector register, encoded in the "Zm" field.
- <Zk> Is the name of the third source scalable vector register, encoded in the "Zk" field.

Operation

```
CheckSVEEnabled();
constant integer VL = CurrentVL;
constant bits(VL) operand1 = Z[dn, VL];
constant bits(VL) operand2 = Z[m, VL];
constant bits(VL) operand3 = Z[k, VL];

Z[dn, VL] = (operand1 AND operand3) OR (NOT(operand2) AND NOT(operand3));
```

Operational information

- If PSTATE.DIT is 1:
 - The execution time of this instruction is independent of:
 - The values of the data supplied in any of its registers.
 - The values of the NZCV flags.
 - The response of this instruction to asynchronous exceptions does not vary based on:
 - The values of the data supplied in any of its registers.
 - The values of the NZCV flags.

This instruction might be immediately preceded in program order by a MOVPRFX instruction. The MOVPRFX must conform to all of the following requirements, otherwise the behavior of the MOVPRFX and this instruction is CONSTRAINED UNPREDICTABLE:

- The MOVPRFX must be unpredicated.
- The MOVPRFX must specify the same destination register as this instruction.
- The destination register must not refer to architectural register state referenced by any other source operand register of this instruction.

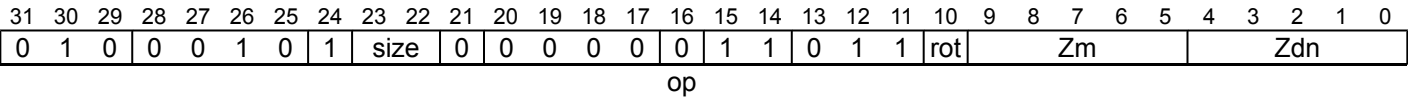
CADD

Complex integer add with rotate

Add the real and imaginary components of the integral complex numbers from the first source vector to the complex numbers from the second source vector which have first been rotated by 90 or 270 degrees in the direction from the positive real axis towards the positive imaginary axis, when considered in polar representation, equivalent to multiplying the complex numbers in the second source vector by $\pm j$ beforehand. Destructively place the results in the corresponding elements of the first source vector. This instruction is unpredicated.

Each complex number is represented in a vector register as an even/odd pair of elements with the real part in the even-numbered element and the imaginary part in the odd-numbered element.

SVE2
(FEAT_SVE2 || FEAT_SME)



Encoding

```
CADD <Zdn>.<T>, <Zdn>.<T>, <Zm>.<T>, <const>
```

Decode for this encoding

```
if !IsFeatureImplemented(FEAT_SVE2) && !IsFeatureImplemented(FEAT_SME) then
    EndOfDecode(Decode_UNDEF);
constant integer esize = 8 << UInt(size);
constant integer m = UInt(Zm);
constant integer dn = UInt(Zdn);
constant boolean sub_i = (rot == '0');
constant boolean sub_r = (rot == '1');
```

Assembler Symbols

<Zdn> Is the name of the first source and destination scalable vector register, encoded in the "Zdn" field.

<T> Is the size specifier, encoded in “size”:

size	<T>
00	B
01	H
10	S
11	D

<Zm> Is the name of the second source scalable vector register, encoded in the "Zm" field.

<const> Is the const specifier, encoded in “rot”:

rot	<const>
0	#90
1	#270

Operation

```
CheckSVEEnabled();
constant integer VL = CurrentVL;
constant integer pairs = VL DIV (2 * esize);
constant bits(VL) operand1 = Z[dn, VL];
constant bits(VL) operand2 = Z[m, VL];
bits(VL) result;

for p = 0 to pairs-1
    integer acc_r = SInt(Elem[operand1, 2 * p + 0, esize]);
    integer acc_i = SInt(Elem[operand1, 2 * p + 1, esize]);
    constant integer elt2_r = SInt(Elem[operand2, 2 * p + 0, esize]);
    constant integer elt2_i = SInt(Elem[operand2, 2 * p + 1, esize]);
    if sub_i then
        acc_r = acc_r - elt2_i;
        acc_i = acc_i + elt2_r;
    if sub_r then
        acc_r = acc_r + elt2_i;
        acc_i = acc_i - elt2_r;

    Elem[result, 2 * p + 0, esize] = acc_r<esize-1:0>;
    Elem[result, 2 * p + 1, esize] = acc_i<esize-1:0>;

Z[dn, VL] = result;
```

Operational information

If PSTATE.DIT is 1:

- The execution time of this instruction is independent of:
 - The values of the data supplied in any of its registers.
 - The values of the NZCV flags.
- The response of this instruction to asynchronous exceptions does not vary based on:
 - The values of the data supplied in any of its registers.
 - The values of the NZCV flags.

This instruction might be immediately preceded in program order by a MOVPRFX instruction. The MOVPRFX must conform to all of the following requirements, otherwise the behavior of the MOVPRFX and this instruction is CONSTRAINED UNPREDICTABLE:

- The MOVPRFX must be unpredicated.
- The MOVPRFX must specify the same destination register as this instruction.
- The destination register must not refer to architectural register state referenced by any other source operand register of this instruction.

Internal version only: aarchmrs v2025-03_rel, pseudocode v2025-03_rel ; Build timestamp: 2025-03-21T17:41

Copyright © 2010-2025 Arm Limited or its affiliates. All rights reserved. This document is Non-Confidential.

CDOT (indexed)

Complex integer dot product (indexed)

The complex integer dot product instructions delimit the source vectors into pairs of 8-bit or 16-bit signed integer complex numbers. Within each pair, the complex numbers in the first source vector are multiplied by the corresponding complex numbers in the second source vector and the resulting wide real or wide imaginary part of the product is accumulated into a 32-bit or 64-bit destination vector element which overlaps all four of the elements that comprise a pair of complex number values in the first source vector.

As a result each instruction implicitly deinterleaves the real and imaginary components of their complex number inputs, so that the destination vector accumulates 4×wide real sums or 4×wide imaginary sums.

The complex numbers in the second source vector are rotated by 0, 90, 180 or 270 degrees in the direction from the positive real axis towards the positive imaginary axis, when considered in polar representation, by performing the following transformations prior to the dot product operations:

- If the rotation is #0, the imaginary parts of the complex numbers in the second source vector are negated. The destination vector therefore accumulates the real parts of a complex dot product.
- If the rotation is #90, the real and imaginary parts of the complex numbers the second source vector are swapped. The destination vector therefore accumulates the imaginary parts of a complex dot product.
- If the rotation is #180, there is no transformation. The destination vector therefore accumulates the real parts of a complex conjugate dot product.
- If the rotation is #270, the real parts of the complex numbers in the second source vector are negated and then swapped with the imaginary parts. The destination vector therefore accumulates the imaginary parts of a complex conjugate dot product.

The indexed form of these instructions select a single pair of complex numbers within each 128-bit segment of the second source vector as the multiplier for all pairs of complex numbers within the corresponding 128-bit segment of the first source vector. The complex number pairs within the second source vector are specified using an immediate index which selects the same complex number pair position within each 128-bit vector segment. The index range is from 0 to one less than the number of complex number pairs per 128-bit segment.

Each complex number is represented in a vector register as an even/odd pair of elements with the real part in the even-numbered element and the imaginary part in the odd-numbered element.

It has encodings from 2 classes: [8-bit to 32-bit](#) and [16-bit to 64-bit](#)

8-bit to 32-bit

(FEAT_SVE2 || FEAT_SME)

31	30	29	28	27	26	25	24	23	22	21	20	19	18	17	16	15	14	13	12	11	10	9	8	7	6	5	4	3	2	1	0
0	1	0	0	0	1	0	0	1	0	1	i2		Zm			0	1	0	0	rot				Zn					Zda		
size																															

Encoding

CDOT <Zda>.S, <Zn>.B, <Zm>.B[<imm>], <const>

Decode for this encoding

```
if !IsFeatureImplemented(FEAT_SVE2) && !IsFeatureImplemented(FEAT_SME) then
    EndOfDecode(Decode_UNDEF);
constant integer esize = 32;
constant integer index = UInt(i2);
constant integer n = UInt(Zn);
constant integer m = UInt(Zm);
constant integer da = UInt(Zda);
constant integer sel_a = UInt(rot<0>);
constant integer sel_b = UInt(NOT(rot<0>));
constant boolean sub_i = (rot<0> == rot<1>);
```

16-bit to 64-bit

(FEAT_SVE2 || FEAT_SME)

31	30	29	28	27	26	25	24	23	22	21	20	19	18	17	16	15	14	13	12	11	10	9	8	7	6	5	4	3	2	1	0
0	1	0	0	0	1	0	0	1	1	1	i1		Zm			0	1	0	0	rot				Zn					Zda		
size																															

Encoding

```
CDOT <Zda>.D, <Zn>.H, <Zm>.H[<imm>], <const>
```

Decode for this encoding

```
if !IsFeatureImplemented(FEAT_SVE2) && !IsFeatureImplemented(FEAT_SME) then
  EndOfDecode(Decode_UNDEF);
constant integer esize = 64;
constant integer index = UInt(i1);
constant integer n = UInt(Zn);
constant integer m = UInt(Zm);
constant integer da = UInt(Zda);
constant integer sel_a = UInt(rot<0>);
constant integer sel_b = UInt(NOT(rot<0>));
constant boolean sub_i = (rot<0> == rot<1>);
```

Assembler Symbols

- <Zda> Is the name of the third source and destination scalable vector register, encoded in the "Zda" field.
- <Zn> Is the name of the first source scalable vector register, encoded in the "Zn" field.
- <Zm> For the "8-bit to 32-bit" variant: is the name of the second source scalable vector register Z0-Z7, encoded in the "Zm" field.
For the "16-bit to 64-bit" variant: is the name of the second source scalable vector register Z0-Z15, encoded in the "Zm" field.
- <imm> For the "8-bit to 32-bit" variant: is the immediate index of a 32-bit group of four 8-bit values within each 128-bit vector segment, in the range 0 to 3, encoded in the "i2" field.
For the "16-bit to 64-bit" variant: is the immediate index of a 64-bit group of four 16-bit values within each 128-bit vector segment, in the range 0 to 1, encoded in the "i1" field.
- <const> Is the const specifier, encoded in "rot":

rot	<const>
00	#0
01	#90
10	#180
11	#270

Operation

```
CheckSVEEnabled();
constant integer VL = CurrentVL;
constant integer elements = VL DIV esize;
constant integer eltsperssegment = 128 DIV esize;
constant bits(VL) operand1 = Z[n, VL];
constant bits(VL) operand2 = Z[m, VL];
constant bits(VL) operand3 = Z[da, VL];
bits(VL) result;

for e = 0 to elements-1
  constant integer segmentbase = e - (e MOD eltsperssegment);
  constant integer s = segmentbase + index;
  bits(esize) res = Elem[operand3, e, esize];
  for i = 0 to 1
    constant integer elt1_r = SInt(Elem[operand1, 4 * e + 2 * i + 0, esize DIV 4]);
    constant integer elt1_i = SInt(Elem[operand1, 4 * e + 2 * i + 1, esize DIV 4]);
    constant integer elt2_a = SInt(Elem[operand2, 4 * s + 2 * i + sel_a, esize DIV 4]);
    constant integer elt2_b = SInt(Elem[operand2, 4 * s + 2 * i + sel_b, esize DIV 4]);
    if sub_i then
      res = (res + (elt1_r * elt2_a)) - (elt1_i * elt2_b);
    else
      res = res + (elt1_r * elt2_a) + (elt1_i * elt2_b);
  Elem[result, e, esize] = res;

Z[da, VL] = result;
```


Operational information

This instruction might be immediately preceded in program order by a `MOVPRFX` instruction. The `MOVPRFX` must conform to all of the following requirements, otherwise the behavior of the `MOVPRFX` and this instruction is **CONSTRAINED UNPREDICTABLE**:

- The `MOVPRFX` must be unpredicated.
- The `MOVPRFX` must specify the same destination register as this instruction.
- The destination register must not refer to architectural register state referenced by any other source operand register of this instruction.

Internal version only: aarchmrs v2025-03_rel, pseudocode v2025-03_rel ; Build timestamp: 2025-03-21T17:41

Copyright © 2010-2025 Arm Limited or its affiliates. All rights reserved. This document is Non-Confidential.

CDOT (vectors)

Complex integer dot product

The complex integer dot product instructions delimit the source vectors into pairs of 8-bit or 16-bit signed integer complex numbers. Within each pair, the complex numbers in the first source vector are multiplied by the corresponding complex numbers in the second source vector and the resulting wide real or wide imaginary part of the product is accumulated into a 32-bit or 64-bit destination vector element which overlaps all four of the elements that comprise a pair of complex number values in the first source vector.

As a result each instruction implicitly deinterleaves the real and imaginary components of their complex number inputs, so that the destination vector accumulates 4×wide real sums or 4×wide imaginary sums.

The complex numbers in the second source vector are rotated by 0, 90, 180 or 270 degrees in the direction from the positive real axis towards the positive imaginary axis, when considered in polar representation, by performing the following transformations prior to the dot product operations:

- If the rotation is #0, the imaginary parts of the complex numbers in the second source vector are negated. The destination vector therefore accumulates the real parts of a complex dot product.
- If the rotation is #90, the real and imaginary parts of the complex numbers the second source vector are swapped. The destination vector therefore accumulates the imaginary parts of a complex dot product.
- If the rotation is #180, there is no transformation. The destination vector therefore accumulates the real parts of a complex conjugate dot product.
- If the rotation is #270, the real parts of the complex numbers in the second source vector are negated and then swapped with the imaginary parts. The destination vector therefore accumulates the imaginary parts of a complex conjugate dot product.

Each complex number is represented in a vector register as an even/odd pair of elements with the real part in the even-numbered element and the imaginary part in the odd-numbered element.

SVE2
(FEAT_SVE2 || FEAT_SME)

Table with 32 columns (31 to 0) and 1 row. Fields include size, Zm, rot, Zn, and Zda.

Encoding

CDOT <Zda>.<T>, <Zn>.<Tb>, <Zm>.<Tb>, <const>

Decode for this encoding

```
if !IsFeatureImplemented(FEAT_SVE2) && !IsFeatureImplemented(FEAT_SME) then
    EndOfDecode(Decode_UNDEF);
if size IN {'0x'} then EndOfDecode(Decode_UNDEF);
constant integer esize = 8 << UInt(size);
constant integer n = UInt(Zn);
constant integer m = UInt(Zm);
constant integer da = UInt(Zda);
constant integer sel_a = UInt(rot<0>);
constant integer sel_b = UInt(NOT(rot<0>));
constant boolean sub_i = (rot<0> == rot<1>);
```

Assembler Symbols

<Zda> Is the name of the third source and destination scalable vector register, encoded in the "Zda" field.

<T> Is the size specifier, encoded in "size<0>":

Table with 2 columns: size<0>, <T>. Rows show 0 mapping to S and 1 mapping to D.

<Zn> Is the name of the first source scalable vector register, encoded in the "Zn" field.

<Tb> Is the size specifier, encoded in "size<0>":

size<0>	<Tb>
0	B
1	H

<Zm> Is the name of the second source scalable vector register, encoded in the "Zm" field.

<const> Is the const specifier, encoded in "rot":

rot	<const>
00	#0
01	#90
10	#180
11	#270

Operation

```

CheckSVEEnabled();
constant integer VL = CurrentVL;
constant integer elements = VL DIV esize;
constant bits(VL) operand1 = Z[n, VL];
constant bits(VL) operand2 = Z[m, VL];
constant bits(VL) operand3 = Z[da, VL];
bits(VL) result;

for e = 0 to elements-1
    bits(esize) res = Elem[operand3, e, esize];
    for i = 0 to 1
        constant integer elt1_r = SInt(Elem[operand1, 4 * e + 2 * i + 0, esize DIV 4]);
        constant integer elt1_i = SInt(Elem[operand1, 4 * e + 2 * i + 1, esize DIV 4]);
        constant integer elt2_a = SInt(Elem[operand2, 4 * e + 2 * i + sel_a, esize DIV 4]);
        constant integer elt2_b = SInt(Elem[operand2, 4 * e + 2 * i + sel_b, esize DIV 4]);
        if sub_i then
            res = (res + (elt1_r * elt2_a)) - (elt1_i * elt2_b);
        else
            res = res + (elt1_r * elt2_a) + (elt1_i * elt2_b);
        Elem[result, e, esize] = res;

Z[da, VL] = result;

```

Operational information

This instruction might be immediately preceded in program order by a MOVPRFX instruction. The MOVPRFX must conform to all of the following requirements, otherwise the behavior of the MOVPRFX and this instruction is CONSTRAINED UNPREDICTABLE:

- The MOVPRFX must be unpredicated.
- The MOVPRFX must specify the same destination register as this instruction.
- The destination register must not refer to architectural register state referenced by any other source operand register of this instruction.

Internal version only: aarchmrs v2025-03_rel, pseudocode v2025-03_rel ; Build timestamp: 2025-03-21T17:41

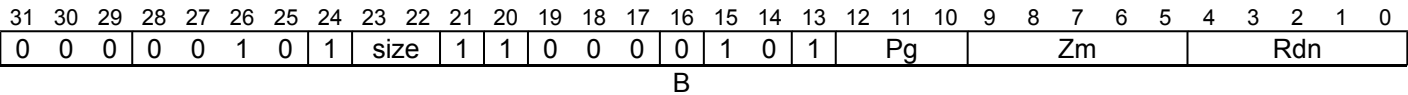
Copyright © 2010-2025 Arm Limited or its affiliates. All rights reserved. This document is Non-Confidential.

CLASTA (scalar)

Conditionally extract element after last to general-purpose register

From the source vector register extract the element after the last active element, or if the last active element is the final element extract element zero, and then zero-extend that element to destructively place in the destination and first source general-purpose register. If there are no active elements then destructively zero-extend the least significant element-size bits of the destination and first source general-purpose register.

SVE
(FEAT_SVE || FEAT_SME)



Encoding

CLASTA <R><dn>, <Pg>, <R><dn>, <Zm>.<T>

Decode for this encoding

```
if !IsFeatureImplemented(FEAT_SVE) && !IsFeatureImplemented(FEAT_SME) then
    EndOfDecode(Decode_UNDEF);
constant integer esize = 8 << UInt(size);
constant integer g = UInt(Pg);
constant integer dn = UInt(Rdn);
constant integer m = UInt(Zm);
constant integer csize = if esize < 64 then 32 else 64;
constant boolean isBefore = FALSE;
```

Assembler Symbols

- <R> Is a width specifier, encoded in “size”:
size <R>
00 W
01 W
10 W
11 X
- <dn> Is the number [0-30] of the source and destination general-purpose register or the name ZR (31), encoded in the "Rdn" field.
- <Pg> Is the name of the governing scalable predicate register P0-P7, encoded in the "Pg" field.
- <Zm> Is the name of the source scalable vector register, encoded in the "Zm" field.
- <T> Is the size specifier, encoded in “size”:
size <T>
00 B
01 H
10 S
11 D

Operation

```
CheckSVEEnabled();  
constant integer VL = CurrentVL;  
constant integer PL = VL DIV 8;  
constant integer elements = VL DIV esize;  
constant bits(PL) mask = P[g, PL];  
constant bits(esize) operand1 = X[dn, esize];  
constant bits(VL) operand2 = Z[m, VL];  
bits(csize) result;  
integer last = LastActiveElement(mask, esize);  
  
if last < 0 then  
    result = ZeroExtend(operand1, csizesize);  
else  
    if !isBefore then  
        last = last + 1;  
        if last >= elements then last = 0;  
    result = ZeroExtend(Elem[operand2, last, esize], csizesize);  
  
X[dn, csizesize] = result;
```

Operational information

If FEAT_SME is implemented and the PE is in Streaming SVE mode, then any subsequent instruction which is dependent on the general-purpose register written by this instruction might be significantly delayed.

Internal version only: aarchmrs v2025-03_rel, pseudocode v2025-03_rel ; Build timestamp: 2025-03-21T17:41

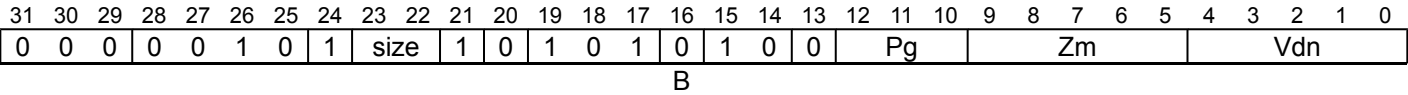
Copyright © 2010-2025 Arm Limited or its affiliates. All rights reserved. This document is Non-Confidential.

CLASTA (SIMD&FP scalar)

Conditionally extract element after last to SIMD&FP scalar register

From the source vector register extract the element after the last active element, or if the last active element is the final element extract element zero, and then zero-extend that element to destructively place in the destination and first source SIMD & floating-point scalar register. If there are no active elements then destructively zero-extend the least significant element-size bits of the destination and first source SIMD & floating-point scalar register.

SVE (FEAT_SVE || FEAT_SME)



Encoding

CLASTA <V><dn>, <Pg>, <V><dn>, <Zm>.<T>

Decode for this encoding

```
if !IsFeatureImplemented(FEAT_SVE) && !IsFeatureImplemented(FEAT_SME) then
    EndOfDecode(Decode_UNDEF);
constant integer esize = 8 << UInt(size);
constant integer g = UInt(Pg);
constant integer dn = UInt(Vdn);
constant integer m = UInt(Zm);
constant boolean isBefore = FALSE;
```

Assembler Symbols

- <V>

Is a width specifier, encoded in “size”:

size	<V>
00	B
01	H
10	S
11	D
- <dn>

Is the number [0-31] of the source and destination SIMD&FP register, encoded in the "Vdn" field.
- <Pg>

Is the name of the governing scalable predicate register P0-P7, encoded in the "Pg" field.
- <Zm>

Is the name of the source scalable vector register, encoded in the "Zm" field.
- <T>

Is the size specifier, encoded in “size”:

size	<T>
00	B
01	H
10	S
11	D

Operation

```
CheckSVEEnabled();
constant integer VL = CurrentVL;
constant integer PL = VL DIV 8;
constant integer elements = VL DIV esize;
constant bits(PL) mask = P[g, PL];
constant bits(esize) operand1 = V[dn, esize];
constant bits(VL) operand2 = Z[m, VL];
bits(esize) result;
integer last = LastActiveElement(mask, esize);

if last < 0 then
    result = ZeroExtend(operand1, esize);
else
    if !isBefore then
        last = last + 1;
        if last >= elements then last = 0;
    result = Elem[operand2, last, esize];

V[dn, esize] = result;
```

Internal version only: aarchmrs v2025-03_rel, pseudocode v2025-03_rel ; Build timestamp: 2025-03-21T17:41

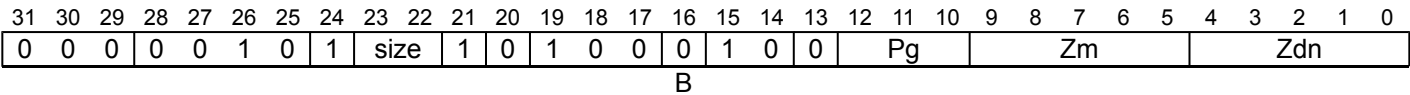
Copyright © 2010-2025 Arm Limited or its affiliates. All rights reserved. This document is Non-Confidential.

CLASTA (vectors)

Conditionally extract element after last to vector register

From the second source vector register extract the element after the last active element, or if the last active element is the final element extract element zero, and then replicate that element to destructively fill the destination and first source vector.
If there are no active elements then leave the destination and source vector unmodified.

SVE
(FEAT_SVE || FEAT_SME)



Encoding

CLASTA <Zdn>.<T>, <Pg>, <Zdn>.<T>, <Zm>.<T>

Decode for this encoding

```
if !IsFeatureImplemented(FEAT_SVE) && !IsFeatureImplemented(FEAT_SME) then
    EndOfDecode(Decode_UNDEF);
constant integer esize = 8 << UInt(size);
constant integer g = UInt(Pg);
constant integer dn = UInt(Zdn);
constant integer m = UInt(Zm);
constant boolean isBefore = FALSE;
```

Assembler Symbols

<Zdn> Is the name of the first source and destination scalable vector register, encoded in the "Zdn" field.

<T> Is the size specifier, encoded in "size":

size	<T>
00	B
01	H
10	S
11	D

<Pg> Is the name of the governing scalable predicate register P0-P7, encoded in the "Pg" field.

<Zm> Is the name of the second source scalable vector register, encoded in the "Zm" field.

Operation

```
CheckSVEEnabled();
constant integer VL = CurrentVL;
constant integer PL = VL DIV 8;
constant integer elements = VL DIV esize;
constant bits(PL) mask = P[g, PL];
constant bits(VL) operand1 = Z[dn, VL];
constant bits(VL) operand2 = Z[m, VL];
bits(VL) result;
integer last = LastActiveElement(mask, esize);

if last < 0 then
    result = operand1;
else
    if !isBefore then
        last = last + 1;
        if last >= elements then last = 0;
    for e = 0 to elements-1
        Elem[result, e, esize] = Elem[operand2, last, esize];

Z[dn, VL] = result;
```

Operational information

This instruction might be immediately preceded in program order by a MOVPRFX instruction. The MOVPRFX must conform to all of the following requirements, otherwise the behavior of the MOVPRFX and this instruction is CONSTRAINED UNPREDICTABLE:

- The MOVPRFX must be unpredicated.
- The MOVPRFX must specify the same destination register as this instruction.
- The destination register must not refer to architectural register state referenced by any other source operand register of this instruction.

Internal version only: aarchmrs v2025-03_rel, pseudocode v2025-03_rel ; Build timestamp: 2025-03-21T17:41

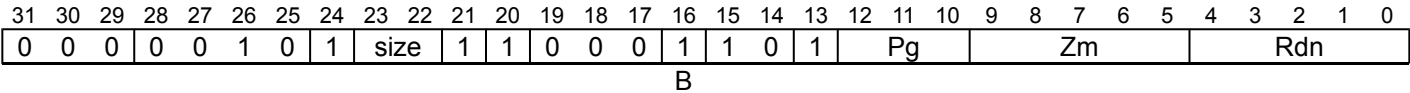
Copyright © 2010-2025 Arm Limited or its affiliates. All rights reserved. This document is Non-Confidential.

CLASTB (scalar)

Conditionally extract last element to general-purpose register

From the source vector register extract the last active element, and then zero-extend that element to destructively place in the destination and first source general-purpose register. If there are no active elements then destructively zero-extend the least significant element-size bits of the destination and first source general-purpose register.

SVE (FEAT_SVE || FEAT_SME)



Encoding

CLASTB <R><dn>, <Pg>, <R><dn>, <Zm>.<T>

Decode for this encoding

```
if !IsFeatureImplemented(FEAT_SVE) && !IsFeatureImplemented(FEAT_SME) then
    EndOfDecode(Decode_UNDEF);
constant integer esize = 8 << UInt(size);
constant integer g = UInt(Pg);
constant integer dn = UInt(Rdn);
constant integer m = UInt(Zm);
constant integer csize = if esize < 64 then 32 else 64;
constant boolean isBefore = TRUE;
```

Assembler Symbols

- <R>

Is a width specifier, encoded in “size”:

size	<R>
00	W
01	W
10	W
11	X
- <dn>

Is the number [0-30] of the source and destination general-purpose register or the name ZR (31), encoded in the "Rdn" field.
- <Pg>

Is the name of the governing scalable predicate register P0-P7, encoded in the "Pg" field.
- <Zm>

Is the name of the source scalable vector register, encoded in the "Zm" field.
- <T>

Is the size specifier, encoded in “size”:

size	<T>
00	B
01	H
10	S
11	D

Operation

```
CheckSVEEnabled();  
constant integer VL = CurrentVL;  
constant integer PL = VL DIV 8;  
constant integer elements = VL DIV esize;  
constant bits(PL) mask = P[g, PL];  
constant bits(esize) operand1 = X[dn, esize];  
constant bits(VL) operand2 = Z[m, VL];  
bits(csize) result;  
integer last = LastActiveElement(mask, esize);  
  
if last < 0 then  
    result = ZeroExtend(operand1, csizesize);  
else  
    if !isBefore then  
        last = last + 1;  
        if last >= elements then last = 0;  
    result = ZeroExtend(Elem[operand2, last, esize], csizesize);  
  
X[dn, csizesize] = result;
```

Operational information

If FEAT_SME is implemented and the PE is in Streaming SVE mode, then any subsequent instruction which is dependent on the general-purpose register written by this instruction might be significantly delayed.

Internal version only: aarchmrs v2025-03_rel, pseudocode v2025-03_rel ; Build timestamp: 2025-03-21T17:41

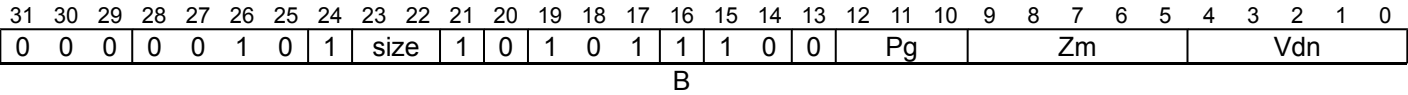
Copyright © 2010-2025 Arm Limited or its affiliates. All rights reserved. This document is Non-Confidential.

CLASTB (SIMD&FP scalar)

Conditionally extract last element to SIMD&FP scalar register

From the source vector register extract the last active element, and then zero-extend that element to destructively place in the destination and first source SIMD & floating-point scalar register. If there are no active elements then destructively zero-extend the least significant element-size bits of the destination and first source SIMD & floating-point scalar register.

SVE (FEAT_SVE || FEAT_SME)



Encoding

CLASTB <V><dn>, <Pg>, <V><dn>, <Zm>.<T>

Decode for this encoding

```
if !IsFeatureImplemented(FEAT_SVE) && !IsFeatureImplemented(FEAT_SME) then
    EndOfDecode(Decode_UNDEF);
constant integer esize = 8 << UInt(size);
constant integer g = UInt(Pg);
constant integer dn = UInt(Vdn);
constant integer m = UInt(Zm);
constant boolean isBefore = TRUE;
```

Assembler Symbols

- <V>

Is a width specifier, encoded in “size”:

size	<V>
00	B
01	H
10	S
11	D
- <dn>

Is the number [0-31] of the source and destination SIMD&FP register, encoded in the "Vdn" field.
- <Pg>

Is the name of the governing scalable predicate register P0-P7, encoded in the "Pg" field.
- <Zm>

Is the name of the source scalable vector register, encoded in the "Zm" field.
- <T>

Is the size specifier, encoded in “size”:

size	<T>
00	B
01	H
10	S
11	D

Operation

```
CheckSVEEnabled();  
constant integer VL = CurrentVL;  
constant integer PL = VL DIV 8;  
constant integer elements = VL DIV esize;  
constant bits(PL) mask = P[g, PL];  
constant bits(esize) operand1 = V[dn, esize];  
constant bits(VL) operand2 = Z[m, VL];  
bits(esize) result;  
integer last = LastActiveElement(mask, esize);  
  
if last < 0 then  
    result = ZeroExtend(operand1, esize);  
else  
    if !isBefore then  
        last = last + 1;  
        if last >= elements then last = 0;  
    result = Elem[operand2, last, esize];  
  
V[dn, esize] = result;
```

Internal version only: aarchmrs v2025-03_rel, pseudocode v2025-03_rel ; Build timestamp: 2025-03-21T17:41

Copyright © 2010-2025 Arm Limited or its affiliates. All rights reserved. This document is Non-Confidential.

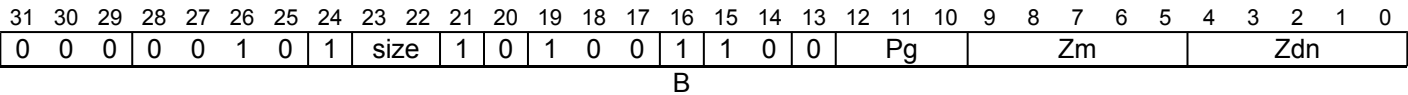
CLASTB (vectors)

Conditionally extract last element to vector register

From the second source vector register extract the last active element, and then replicate that element to destructively fill the destination and first source vector.

If there are no active elements then leave the destination and source vector unmodified.

SVE (FEAT_SVE || FEAT_SME)



Encoding

CLASTB <Zdn>.<T>, <Pg>, <Zdn>.<T>, <Zm>.<T>

Decode for this encoding

```
if !IsFeatureImplemented(FEAT_SVE) && !IsFeatureImplemented(FEAT_SME) then
    EndOfDecode(Decode_UNDEF);
constant integer esize = 8 << UInt(size);
constant integer g = UInt(Pg);
constant integer dn = UInt(Zdn);
constant integer m = UInt(Zm);
constant boolean isBefore = TRUE;
```

Assembler Symbols

<Zdn> Is the name of the first source and destination scalable vector register, encoded in the "Zdn" field.

<T> Is the size specifier, encoded in "size":

size	<T>
00	B
01	H
10	S
11	D

<Pg> Is the name of the governing scalable predicate register P0-P7, encoded in the "Pg" field.

<Zm> Is the name of the second source scalable vector register, encoded in the "Zm" field.

Operation

```
CheckSVEEnabled();
constant integer VL = CurrentVL;
constant integer PL = VL DIV 8;
constant integer elements = VL DIV esize;
constant bits(PL) mask = P[g, PL];
constant bits(VL) operand1 = Z[dn, VL];
constant bits(VL) operand2 = Z[m, VL];
bits(VL) result;
integer last = LastActiveElement(mask, esize);

if last < 0 then
    result = operand1;
else
    if !isBefore then
        last = last + 1;
        if last >= elements then last = 0;
    for e = 0 to elements-1
        Elem[result, e, esize] = Elem[operand2, last, esize];

Z[dn, VL] = result;
```

Operational information

This instruction might be immediately preceded in program order by a MOVPRFX instruction. The MOVPRFX must conform to all of the following requirements, otherwise the behavior of the MOVPRFX and this instruction is CONSTRAINED UNPREDICTABLE:

- The MOVPRFX must be unpredicated.
- The MOVPRFX must specify the same destination register as this instruction.
- The destination register must not refer to architectural register state referenced by any other source operand register of this instruction.

Internal version only: aarchmrs v2025-03_rel, pseudocode v2025-03_rel ; Build timestamp: 2025-03-21T17:41

Copyright © 2010-2025 Arm Limited or its affiliates. All rights reserved. This document is Non-Confidential.

CLS

Count leading sign bits (predicated)

Count the number of consecutive sign bits, starting from the most significant bit in each active element of the source vector, and place the results in the corresponding elements of the destination vector. Inactive elements in the destination vector register remain unmodified or are set to zero, depending on whether merging or zeroing predication is selected.
It has encodings from 2 classes: [Merging](#) and [Zeroing](#)

Merging
(FEAT_SVE || FEAT_SME)

31	30	29	28	27	26	25	24	23	22	21	20	19	18	17	16	15	14	13	12	11	10	9	8	7	6	5	4	3	2	1	0
0	0	0	0	0	1	0	0	size	0	1	1	0	0	0	1	0	1	Pg			Zn				Zd						
M												opc																			

Encoding

CLS <Zd>.<T>, <Pg>/M, <Zn>.<T>

Decode for this encoding

```
if !IsFeatureImplemented(FEAT_SVE) && !IsFeatureImplemented(FEAT_SME) then
    EndOfDecode(Decode_UNDEF);
constant integer esize = 8 << UInt(size);
constant integer g = UInt(Pg);
constant integer n = UInt(Zn);
constant integer d = UInt(Zd);
constant boolean merging = TRUE;
```

Zeroing
(FEAT_SVE2p2 || FEAT_SME2p2)

31	30	29	28	27	26	25	24	23	22	21	20	19	18	17	16	15	14	13	12	11	10	9	8	7	6	5	4	3	2	1	0
0	0	0	0	0	1	0	0	size	0	0	1	0	0	0	1	0	1	Pg			Zn				Zd						
M												opc																			

Encoding

CLS <Zd>.<T>, <Pg>/Z, <Zn>.<T>

Decode for this encoding

```
if !IsFeatureImplemented(FEAT_SVE2p2) && !IsFeatureImplemented(FEAT_SME2p2) then
    EndOfDecode(Decode_UNDEF);
constant integer esize = 8 << UInt(size);
constant integer g = UInt(Pg);
constant integer n = UInt(Zn);
constant integer d = UInt(Zd);
constant boolean merging = FALSE;
```

Assembler Symbols

- <Zd> Is the name of the destination scalable vector register, encoded in the "Zd" field.
- <T> Is the size specifier, encoded in “size”:

size	<T>
00	B
01	H
10	S
11	D

<Pg> Is the name of the governing scalable predicate register P0-P7, encoded in the "Pg" field.

<Zn> Is the name of the source scalable vector register, encoded in the "Zn" field.

Operation

```

CheckSVEEnabled();
constant integer VL = CurrentVL;
constant integer PL = VL DIV 8;
constant integer elements = VL DIV esize;
constant bits(PL) mask = P[g, PL];
constant bits(VL) operand = if AnyActiveElement(mask, esize) then Z[n, VL] else Zeros(VL);
bits(VL) result = if merging then Z[d, VL] else Zeros(VL);

for e = 0 to elements-1
    if ActivePredicateElement(mask, e, esize) then
        constant bits(esize) element = Elem[operand, e, esize];
        Elem[result, e, esize] = CountLeadingSignBits(element) < esize-1:0>;

Z[d, VL] = result;

```

Operational information

If PSTATE.DIT is 1:

- The execution time of this instruction is independent of:
 - The values of the data supplied in any of its operand registers when its governing predicate register contains the same value for each execution.
 - The values of the NZCV flags.
- The response of this instruction to asynchronous exceptions does not vary based on:
 - The values of the data supplied in any of its operand registers when its governing predicate register contains the same value for each execution.
 - The values of the NZCV flags.

The merging variant of this instruction might be immediately preceded in program order by a MOVPRFX instruction. The MOVPRFX must conform to all of the following requirements, otherwise the behavior of the MOVPRFX and the merging variant of this instruction is CONSTRAINED

UNPREDICTABLE:

- The MOVPRFX can be predicated or unpredicated.
- A predicated MOVPRFX must use the same governing predicate register as the merging variant this instruction.
- A predicated MOVPRFX must use the larger of the destination element size and first source element size in the preferred disassembly of the merging variant of this instruction.
- The MOVPRFX must specify the same destination register as the merging variant of this instruction.
- The destination register must not refer to architectural register state referenced by any other source operand register of the merging variant of this instruction.

Internal version only: aarchmrs v2025-03_rel, pseudocode v2025-03_rel ; Build timestamp: 2025-03-21T17:41

Copyright © 2010-2025 Arm Limited or its affiliates. All rights reserved. This document is Non-Confidential.

CLZ

Count leading zero bits (predicated)

Count the number of consecutive binary zero bits, starting from the most significant bit in each active element of the source vector, and place the results in the corresponding elements of the destination vector. Inactive elements in the destination vector register remain unmodified or are set to zero, depending on whether merging or zeroing predication is selected.

It has encodings from 2 classes: [Merging](#) and [Zeroing](#)

Merging
(FEAT_SVE || FEAT_SME)

31	30	29	28	27	26	25	24	23	22	21	20	19	18	17	16	15	14	13	12	11	10	9	8	7	6	5	4	3	2	1	0
0	0	0	0	0	1	0	0	size	0	1	1	0	0	1	1	0	1	Pg			Zn					Zd					
M											opc																				

Encoding

CLZ <Zd>.<T>, <Pg>/M, <Zn>.<T>

Decode for this encoding

```
if !IsFeatureImplemented(FEAT_SVE) && !IsFeatureImplemented(FEAT_SME) then
    EndOfDecode(Decode_UNDEF);
constant integer esize = 8 << UInt(size);
constant integer g = UInt(Pg);
constant integer n = UInt(Zn);
constant integer d = UInt(Zd);
constant boolean merging = TRUE;
```

Zeroing
(FEAT_SVE2p2 || FEAT_SME2p2)

31	30	29	28	27	26	25	24	23	22	21	20	19	18	17	16	15	14	13	12	11	10	9	8	7	6	5	4	3	2	1	0
0	0	0	0	0	1	0	0	size	0	0	1	0	0	1	1	0	1	Pg			Zn					Zd					
M											opc																				

Encoding

CLZ <Zd>.<T>, <Pg>/Z, <Zn>.<T>

Decode for this encoding

```
if !IsFeatureImplemented(FEAT_SVE2p2) && !IsFeatureImplemented(FEAT_SME2p2) then
    EndOfDecode(Decode_UNDEF);
constant integer esize = 8 << UInt(size);
constant integer g = UInt(Pg);
constant integer n = UInt(Zn);
constant integer d = UInt(Zd);
constant boolean merging = FALSE;
```

Assembler Symbols

- <Zd> Is the name of the destination scalable vector register, encoded in the "Zd" field.
- <T> Is the size specifier, encoded in “size”:

size	<T>
00	B
01	H
10	S
11	D

<Pg> Is the name of the governing scalable predicate register P0-P7, encoded in the "Pg" field.

<Zn> Is the name of the source scalable vector register, encoded in the "Zn" field.

Operation

```

CheckSVEEnabled();
constant integer VL = CurrentVL;
constant integer PL = VL DIV 8;
constant integer elements = VL DIV esize;
constant bits(PL) mask = P[g, PL];
constant bits(VL) operand = if AnyActiveElement(mask, esize) then Z[n, VL] else Zeros(VL);
bits(VL) result = if merging then Z[d, VL] else Zeros(VL);

for e = 0 to elements-1
    if ActivePredicateElement(mask, e, esize) then
        constant bits(esize) element = Elem[operand, e, esize];
        Elem[result, e, esize] = CountLeadingZeroBits(element) < esize-1:0>;

Z[d, VL] = result;

```

Operational information

If PSTATE.DIT is 1:

- The execution time of this instruction is independent of:
 - The values of the data supplied in any of its operand registers when its governing predicate register contains the same value for each execution.
 - The values of the NZCV flags.
- The response of this instruction to asynchronous exceptions does not vary based on:
 - The values of the data supplied in any of its operand registers when its governing predicate register contains the same value for each execution.
 - The values of the NZCV flags.

The merging variant of this instruction might be immediately preceded in program order by a MOVPRFX instruction. The MOVPRFX must conform to all of the following requirements, otherwise the behavior of the MOVPRFX and the merging variant of this instruction is CONSTRAINED

UNPREDICTABLE:

- The MOVPRFX can be predicated or unpredicated.
- A predicated MOVPRFX must use the same governing predicate register as the merging variant this instruction.
- A predicated MOVPRFX must use the larger of the destination element size and first source element size in the preferred disassembly of the merging variant of this instruction.
- The MOVPRFX must specify the same destination register as the merging variant of this instruction.
- The destination register must not refer to architectural register state referenced by any other source operand register of the merging variant of this instruction.

Internal version only: aarchmrs v2025-03_rel, pseudocode v2025-03_rel ; Build timestamp: 2025-03-21T17:41

Copyright © 2010-2025 Arm Limited or its affiliates. All rights reserved. This document is Non-Confidential.

CMLA (indexed)

Complex integer multiply-add with rotate (indexed)

Multiply the duplicated real components for rotations 0 and 180, or imaginary components for rotations 90 and 270, of the integral numbers in each 128-bit segment of the first source vector by the specified complex number in the corresponding the second source vector segment rotated by 0, 90, 180 or 270 degrees in the direction from the positive real axis towards the positive imaginary axis, when considered in polar representation. Then add the products to the corresponding components of the complex numbers in the addend vector. Destructively place the results in the corresponding elements of the addend vector. This instruction is unpredicated.

These transformations permit the creation of a variety of multiply-add and multiply-subtract operations on complex numbers by combining two of these instructions with the same vector operands but with rotations that are 90 degrees apart.

Each complex number is represented in a vector register as an even/odd pair of elements with the real part in the even-numbered element and the imaginary part in the odd-numbered element.

It has encodings from 2 classes: [16-bit](#) and [32-bit](#)

16-bit
(FEAT_SVE2 || FEAT_SME)

31	30	29	28	27	26	25	24	23	22	21	20	19	18	17	16	15	14	13	12	11	10	9	8	7	6	5	4	3	2	1	0
0	1	0	0	0	1	0	0	1	0	1	i2		Zm			0	1	1	0	rot				Zn				Zda			
size																															

Encoding

CMLA <Zda>.H, <Zn>.H, <Zm>.H[<imm>], <const>

Decode for this encoding

```
if !IsFeatureImplemented(FEAT_SVE2) && !IsFeatureImplemented(FEAT_SME) then
    EndOfDecode(Decode_UNDEF);
constant integer esize = 16;
constant integer index = UInt(i2);
constant integer n = UInt(Zn);
constant integer m = UInt(Zm);
constant integer da = UInt(Zda);
constant integer sel_a = UInt(rot<0>);
constant integer sel_b = UInt(NOT(rot<0>));
constant boolean sub_r = (rot<0> != rot<1>);
constant boolean sub_i = (rot<1> == '1');
```

32-bit
(FEAT_SVE2 || FEAT_SME)

31	30	29	28	27	26	25	24	23	22	21	20	19	18	17	16	15	14	13	12	11	10	9	8	7	6	5	4	3	2	1	0
0	1	0	0	0	1	0	0	1	1	1	i1	Zm				0	1	1	0	rot	Zn				Zda						
size																															

Encoding

```
CMLA <Zda>.S, <Zn>.S, <Zm>.S[<imm>], <const>
```

Decode for this encoding

```
if !IsFeatureImplemented(FEAT_SVE2) && !IsFeatureImplemented(FEAT_SME) then
    EndOfDecode(Decode_UNDEF);
constant integer esize = 32;
constant integer index = UInt(i1);
constant integer n = UInt(Zn);
constant integer m = UInt(Zm);
constant integer da = UInt(Zda);
constant integer sel_a = UInt(rot<0>);
constant integer sel_b = UInt(NOT(rot<0>));
constant boolean sub_r = (rot<0> != rot<1>);
constant boolean sub_i = (rot<1> == '1');
```

Assembler Symbols

- <Zda> Is the name of the third source and destination scalable vector register, encoded in the "Zda" field.
- <Zn> Is the name of the first source scalable vector register, encoded in the "Zn" field.
- <Zm> For the "16-bit" variant: is the name of the second source scalable vector register Z0-Z7, encoded in the "Zm" field.
For the "32-bit" variant: is the name of the second source scalable vector register Z0-Z15, encoded in the "Zm" field.
- <imm> For the "16-bit" variant: is the element index, in the range 0 to 3, encoded in the "i2" field.
For the "32-bit" variant: is the element index, in the range 0 to 1, encoded in the "i1" field.
- <const> Is the const specifier, encoded in “rot”:

rot	<const>
00	#0
01	#90
10	#180
11	#270

Operation

```
CheckSVEEnabled();
constant integer VL = CurrentVL;
constant integer pairs = VL DIV (2 * esize);
constant integer pairspersegment = 128 DIV (2 * esize);
constant bits(VL) operand1 = Z[n, VL];
constant bits(VL) operand2 = Z[m, VL];
constant bits(VL) operand3 = Z[da, VL];
bits(VL) result;

for p = 0 to pairs-1
    constant integer segmentbase = p - (p MOD pairspersegment);
    constant integer s = segmentbase + index;
    constant integer elt1_a = SInt(Elem[operand1, 2 * p + sel_a, esize]);
    constant integer elt2_a = SInt(Elem[operand2, 2 * s + sel_a, esize]);
    constant integer elt2_b = SInt(Elem[operand2, 2 * s + sel_b, esize]);
    constant bits(esize) elt3_r = Elem[operand3, 2 * p + 0, esize];
    constant bits(esize) elt3_i = Elem[operand3, 2 * p + 1, esize];
    constant integer product_r = elt1_a * elt2_a;
    constant integer product_i = elt1_a * elt2_b;
    if sub_r then
        Elem[result, 2 * p + 0, esize] = elt3_r - product_r;
    else
        Elem[result, 2 * p + 0, esize] = elt3_r + product_r;
    if sub_i then
        Elem[result, 2 * p + 1, esize] = elt3_i - product_i;
    else
        Elem[result, 2 * p + 1, esize] = elt3_i + product_i;

Z[da, VL] = result;
```

Operational information

If PSTATE.DIT is 1:

- The execution time of this instruction is independent of:
 - The values of the data supplied in any of its registers.
 - The values of the NZCV flags.
- The response of this instruction to asynchronous exceptions does not vary based on:
 - The values of the data supplied in any of its registers.
 - The values of the NZCV flags.

This instruction might be immediately preceded in program order by a MOVPRFX instruction. The MOVPRFX must conform to all of the following requirements, otherwise the behavior of the MOVPRFX and this instruction is CONSTRAINED UNPREDICTABLE:

- The MOVPRFX must be unpredicated.
- The MOVPRFX must specify the same destination register as this instruction.
- The destination register must not refer to architectural register state referenced by any other source operand register of this instruction.

Internal version only: aarchmrs v2025-03_rel, pseudocode v2025-03_rel ; Build timestamp: 2025-03-21T17:41

Copyright © 2010-2025 Arm Limited or its affiliates. All rights reserved. This document is Non-Confidential.

CMLA (vectors)

Complex integer multiply-add with rotate

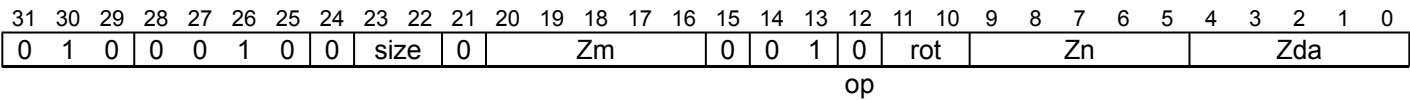
Multiply the duplicated real components for rotations 0 and 180, or imaginary components for rotations 90 and 270, of the integral numbers in the first source vector by the corresponding complex number in the second source vector rotated by 0, 90, 180 or 270 degrees in the direction from the positive real axis towards the positive imaginary axis, when considered in polar representation.

Then add the products to the corresponding components of the complex numbers in the addend vector. Destructively place the results in the corresponding elements of the addend vector. This instruction is unpredicated.

These transformations permit the creation of a variety of multiply-add and multiply-subtract operations on complex numbers by combining two of these instructions with the same vector operands but with rotations that are 90 degrees apart.

Each complex number is represented in a vector register as an even/odd pair of elements with the real part in the even-numbered element and the imaginary part in the odd-numbered element.

SVE2
(FEAT_SVE2 || FEAT_SME)



Encoding

CMLA <Zda>.<T>, <Zn>.<T>, <Zm>.<T>, <const>

Decode for this encoding

```
if !IsFeatureImplemented(FEAT_SVE2) && !IsFeatureImplemented(FEAT_SME) then
    EndOfDecode(Decode_UNDEF);
constant integer esize = 8 << UInt(size);
constant integer n = UInt(Zn);
constant integer m = UInt(Zm);
constant integer da = UInt(Zda);
constant integer sel_a = UInt(rot<0>);
constant integer sel_b = UInt(NOT(rot<0>));
constant boolean sub_r = (rot<0> != rot<1>);
constant boolean sub_i = (rot<1> == '1');
```

Assembler Symbols

<Zda> Is the name of the third source and destination scalable vector register, encoded in the "Zda" field.

<T> Is the size specifier, encoded in “size”:

size	<T>
00	B
01	H
10	S
11	D

<Zn> Is the name of the first source scalable vector register, encoded in the "Zn" field.

<Zm> Is the name of the second source scalable vector register, encoded in the "Zm" field.

<const> Is the const specifier, encoded in “rot”:

rot	<const>
00	#0
01	#90
10	#180
11	#270

Operation

```
CheckSVEEnabled();
constant integer VL = CurrentVL;
constant integer pairs = VL DIV (2 * esize);
constant bits(VL) operand1 = Z[n, VL];
constant bits(VL) operand2 = Z[m, VL];
constant bits(VL) operand3 = Z[da, VL];
bits(VL) result;

for p = 0 to pairs-1
    constant integer elt1_a = SInt(Elem[operand1, 2 * p + sel_a, esize]);
    constant integer elt2_a = SInt(Elem[operand2, 2 * p + sel_a, esize]);
    constant integer elt2_b = SInt(Elem[operand2, 2 * p + sel_b, esize]);
    constant bits(esize) elt3_r = Elem[operand3, 2 * p + 0, esize];
    constant bits(esize) elt3_i = Elem[operand3, 2 * p + 1, esize];
    constant integer product_r = elt1_a * elt2_a;
    constant integer product_i = elt1_a * elt2_b;
    if sub_r then
        Elem[result, 2 * p + 0, esize] = elt3_r - product_r;
    else
        Elem[result, 2 * p + 0, esize] = elt3_r + product_r;
    if sub_i then
        Elem[result, 2 * p + 1, esize] = elt3_i - product_i;
    else
        Elem[result, 2 * p + 1, esize] = elt3_i + product_i;

Z[da, VL] = result;
```

Operational information

If PSTATE.DIT is 1:

- The execution time of this instruction is independent of:
 - The values of the data supplied in any of its registers.
 - The values of the NZCV flags.
- The response of this instruction to asynchronous exceptions does not vary based on:
 - The values of the data supplied in any of its registers.
 - The values of the NZCV flags.

This instruction might be immediately preceded in program order by a MOVPRFX instruction. The MOVPRFX must conform to all of the following requirements, otherwise the behavior of the MOVPRFX and this instruction is CONSTRAINED UNPREDICTABLE:

- The MOVPRFX must be unpredicated.
- The MOVPRFX must specify the same destination register as this instruction.
- The destination register must not refer to architectural register state referenced by any other source operand register of this instruction.

Internal version only: aarchmrs v2025-03_rel, pseudocode v2025-03_rel ; Build timestamp: 2025-03-21T17:41

Copyright © 2010-2025 Arm Limited or its affiliates. All rights reserved. This document is Non-Confidential.

CMP<cc> (immediate)

Compare vector to immediate

Compare active integer elements in the source vector with an immediate, and place the boolean results of the specified comparison in the corresponding elements of the destination predicate. Inactive elements in the destination predicate register are set to zero. Sets the First (N), None (Z), !Last (C) condition flags based on the predicate result, and the V flag to zero.

<cc>	Comparison
EQ	equal
GE	signed greater than or equal
GT	signed greater than
HI	unsigned higher than
HS	unsigned higher than or same
LE	signed less than or equal
LO	unsigned lower than
LS	unsigned lower than or same
LT	signed less than
NE	not equal

It has encodings from 10 classes: [Equal](#) , [Greater than](#) , [Greater than or equal](#) , [Higher](#) , [Higher or same](#) , [Less than](#) , [Less than or equal](#) , [Lower](#) , [Lower or same](#) and [Not equal](#)

Equal
(FEAT_SVE || FEAT_SME)

31	30	29	28	27	26	25	24	23	22	21	20	19	18	17	16	15	14	13	12	11	10	9	8	7	6	5	4	3	2	1	0
0	0	1	0	0	1	0	1	size	0	imm5					1	0	0	Pg			Zn					0	Pd				
																op		o2												ne	

Encoding

CMPEQ <Pd>.<T>, <Pg>/Z, <Zn>.<T>, #<imm>

Decode for this encoding

```
if !IsFeatureImplemented(FEAT_SVE) && !IsFeatureImplemented(FEAT_SME) then
    EndOfDecode(Decode_UNDEF);
constant integer esize = 8 << UInt(size);
constant integer g = UInt(Pg);
constant integer n = UInt(Zn);
constant integer d = UInt(Pd);
constant CmpOp cmp_op = Cmp_EQ;
constant integer imm = SInt(imm5);
constant boolean unsigned = FALSE;
```

Greater than
(FEAT_SVE || FEAT_SME)

31	30	29	28	27	26	25	24	23	22	21	20	19	18	17	16	15	14	13	12	11	10	9	8	7	6	5	4	3	2	1	0
0	0	1	0	0	1	0	1	size	0	imm5					0	0	0	Pg			Zn					1	Pd				
																op		lt												ne	

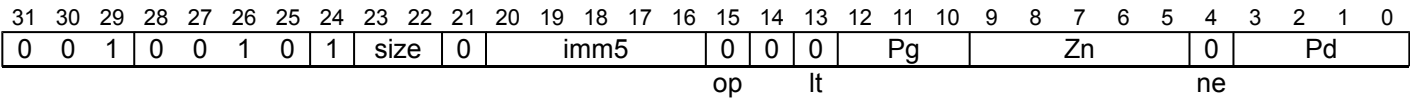
Encoding

```
CMPGT <Pd>.<T>, <Pg>/Z, <Zn>.<T>, #<imm>
```

Decode for this encoding

```
if !IsFeatureImplemented(FEAT_SVE) && !IsFeatureImplemented(FEAT_SME) then
    EndOfDecode(Decode_UNDEF);
constant integer esize = 8 << UInt(size);
constant integer g = UInt(Pg);
constant integer n = UInt(Zn);
constant integer d = UInt(Pd);
constant CmpOp cmp_op = Cmp_GT;
constant integer imm = SInt(imm5);
constant boolean unsigned = FALSE;
```

Greater than or equal
(FEAT_SVE || FEAT_SME)



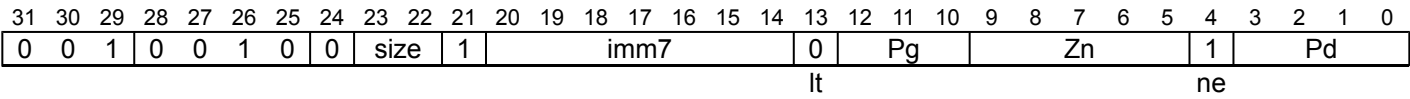
Encoding

```
CMPGE <Pd>.<T>, <Pg>/Z, <Zn>.<T>, #<imm>
```

Decode for this encoding

```
if !IsFeatureImplemented(FEAT_SVE) && !IsFeatureImplemented(FEAT_SME) then
    EndOfDecode(Decode_UNDEF);
constant integer esize = 8 << UInt(size);
constant integer g = UInt(Pg);
constant integer n = UInt(Zn);
constant integer d = UInt(Pd);
constant CmpOp cmp_op = Cmp_GE;
constant integer imm = SInt(imm5);
constant boolean unsigned = FALSE;
```

Higher
(FEAT_SVE || FEAT_SME)



Encoding

```
CMPHI <Pd>.<T>, <Pg>/Z, <Zn>.<T>, #<imm>
```

Decode for this encoding

```
if !IsFeatureImplemented(FEAT_SVE) && !IsFeatureImplemented(FEAT_SME) then
    EndOfDecode(Decode_UNDEF);
constant integer esize = 8 << UInt(size);
constant integer g = UInt(Pg);
constant integer n = UInt(Zn);
constant integer d = UInt(Pd);
constant CmpOp cmp_op = Cmp_GT;
constant integer imm = UInt(imm7);
constant boolean unsigned = TRUE;
```

Higher or same
(FEAT_SVE || FEAT_SME)

31	30	29	28	27	26	25	24	23	22	21	20	19	18	17	16	15	14	13	12	11	10	9	8	7	6	5	4	3	2	1	0	
0	0	1	0	0	1	0	0	size	1	imm7							0	Pg			Zn				0	Pd						
																		lt													ne	

Encoding

```
CMPHS <Pd>.<T>, <Pg>/Z, <Zn>.<T>, #<imm>
```

Decode for this encoding

```
if !IsFeatureImplemented(FEAT_SVE) && !IsFeatureImplemented(FEAT_SME) then
    EndOfDecode(Decode_UNDEF);
constant integer esize = 8 << UInt(size);
constant integer g = UInt(Pg);
constant integer n = UInt(Zn);
constant integer d = UInt(Pd);
constant CmpOp cmp_op = Cmp_GE;
constant integer imm = UInt(imm7);
constant boolean unsigned = TRUE;
```

Less than
(FEAT_SVE || FEAT_SME)

31	30	29	28	27	26	25	24	23	22	21	20	19	18	17	16	15	14	13	12	11	10	9	8	7	6	5	4	3	2	1	0		
0	0	1	0	0	1	0	1	size	0	imm5					0	0	1	Pg			Zn				0	Pd							
																	op			lt												ne	

Encoding

```
CMPLT <Pd>.<T>, <Pg>/Z, <Zn>.<T>, #<imm>
```

Decode for this encoding

```
if !IsFeatureImplemented(FEAT_SVE) && !IsFeatureImplemented(FEAT_SME) then
    EndOfDecode(Decode_UNDEF);
constant integer esize = 8 << UInt(size);
constant integer g = UInt(Pg);
constant integer n = UInt(Zn);
constant integer d = UInt(Pd);
constant CmpOp cmp_op = Cmp_LT;
constant integer imm = SInt(imm5);
constant boolean unsigned = FALSE;
```

Less than or equal
(FEAT_SVE || FEAT_SME)

31	30	29	28	27	26	25	24	23	22	21	20	19	18	17	16	15	14	13	12	11	10	9	8	7	6	5	4	3	2	1	0		
0	0	1	0	0	1	0	1	size	0	imm5					0	0	1	Pg			Zn				1	Pd							
																	op			lt												ne	

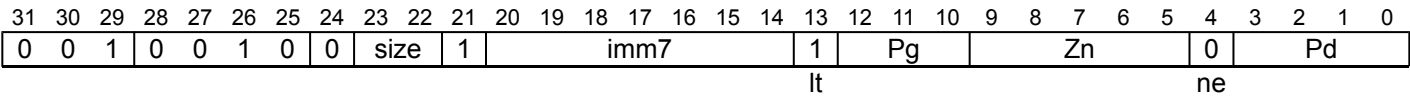
Encoding

```
CMPLE <Pd>.<T>, <Pg>/Z, <Zn>.<T>, #<imm>
```

Decode for this encoding

```
if !IsFeatureImplemented(FEAT_SVE) && !IsFeatureImplemented(FEAT_SME) then
    EndOfDecode(Decode_UNDEF);
constant integer esize = 8 << UInt(size);
constant integer g = UInt(Pg);
constant integer n = UInt(Zn);
constant integer d = UInt(Pd);
constant CmpOp cmp_op = Cmp_LE;
constant integer imm = Sint(imm5);
constant boolean unsigned = FALSE;
```

Lower
(FEAT_SVE || FEAT_SME)



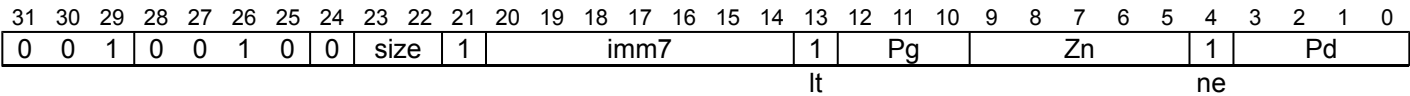
Encoding

```
CMPLO <Pd>.<T>, <Pg>/Z, <Zn>.<T>, #<imm>
```

Decode for this encoding

```
if !IsFeatureImplemented(FEAT_SVE) && !IsFeatureImplemented(FEAT_SME) then
    EndOfDecode(Decode_UNDEF);
constant integer esize = 8 << UInt(size);
constant integer g = UInt(Pg);
constant integer n = UInt(Zn);
constant integer d = UInt(Pd);
constant CmpOp cmp_op = Cmp_LT;
constant integer imm = UInt(imm7);
constant boolean unsigned = TRUE;
```

Lower or same
(FEAT_SVE || FEAT_SME)



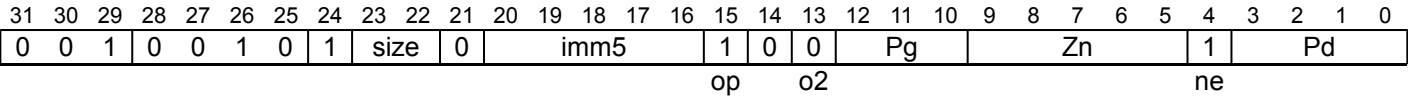
Encoding

```
CMPLS <Pd>.<T>, <Pg>/Z, <Zn>.<T>, #<imm>
```

Decode for this encoding

```
if !IsFeatureImplemented(FEAT_SVE) && !IsFeatureImplemented(FEAT_SME) then
    EndOfDecode(Decode_UNDEF);
constant integer esize = 8 << UInt(size);
constant integer g = UInt(Pg);
constant integer n = UInt(Zn);
constant integer d = UInt(Pd);
constant CmpOp cmp_op = Cmp_LE;
constant integer imm = UInt(imm7);
constant boolean unsigned = TRUE;
```

Not equal
(FEAT_SVE || FEAT_SME)



Encoding

```
CMPNE <Pd>.<T>, <Pg>/Z, <Zn>.<T>, #<imm>
```

Decode for this encoding

```
if !IsFeatureImplemented(FEAT_SVE) && !IsFeatureImplemented(FEAT_SME) then
    EndOfDecode(Decode_UNDEF);
constant integer esize = 8 << UInt(size);
constant integer g = UInt(Pg);
constant integer n = UInt(Zn);
constant integer d = UInt(Pd);
constant CmpOp cmp_op = Cmp_NE;
constant integer imm = SInt(imm5);
constant boolean unsigned = FALSE;
```

Assembler Symbols

- <Pd>

Is the name of the destination scalable predicate register, encoded in the "Pd" field.
- <T>

Is the size specifier, encoded in “size”:

size	<T>
00	B
01	H
10	S
11	D

<Pg>

Is the name of the governing scalable predicate register P0-P7, encoded in the "Pg" field.

<Zn>

Is the name of the source scalable vector register, encoded in the "Zn" field.

<imm>

For the "Equal", "Greater than or equal", "Greater than", "Less than or equal", "Less than", and "Not equal" variants: is the signed immediate operand, in the range -16 to 15, encoded in the "imm5" field.

For the "Higher or same", "Higher", "Lower or same", and "Lower" variants: is the unsigned immediate operand, in the range 0 to 127, encoded in the "imm7" field.

Operation

```
CheckSVEEnabled();
constant integer VL = CurrentVL;
constant integer PL = VL DIV 8;
constant integer elements = VL DIV esize;
constant bits(PL) mask = P[g, PL];
constant bits(VL) operand1 = if AnyActiveElement(mask, esize) then Z[n, VL] else Zeros(VL);
bits(PL) result;
constant integer psize = esize DIV 8;

for e = 0 to elements-1
    constant integer element1 = Int(Elem[operand1, e, esize], unsigned);
    if ActivePredicateElement(mask, e, esize) then
        boolean cond;
        case cmp_op of
            when Cmp_EQ cond = element1 == imm;
            when Cmp_NE cond = element1 != imm;
            when Cmp_GE cond = element1 >= imm;
            when Cmp_LT cond = element1 < imm;
            when Cmp_GT cond = element1 > imm;
            when Cmp_LE cond = element1 <= imm;
        constant bit pbit = if cond then '1' else '0';
        Elem[result, e, psize] = ZeroExtend(pbit, psize);
    else
        Elem[result, e, psize] = ZeroExtend('0', psize);

PSTATE.<N,Z,C,V> = PredTest(mask, result, esize);
P[d, PL] = result;
```

Operational information

If PSTATE.DIT is 1:

- The execution time of this instruction is independent of:
 - The values of the data supplied in any of its operand registers when its governing predicate register contains the same value for each execution.
 - The values of the NZCV flags.
- The response of this instruction to asynchronous exceptions does not vary based on:
 - The values of the data supplied in any of its operand registers when its governing predicate register contains the same value for each execution.
 - The values of the NZCV flags.

If FEAT_SME is implemented and the PE is in Streaming SVE mode, then any subsequent instruction which is dependent on the predicate register or NZCV condition flags written by this instruction might be significantly delayed.

Internal version only: aarchmrs v2025-03_rel, pseudocode v2025-03_rel ; Build timestamp: 2025-03-21T17:41

Copyright © 2010-2025 Arm Limited or its affiliates. All rights reserved. This document is Non-Confidential.

CMP<cc> (vectors)

Compare vectors

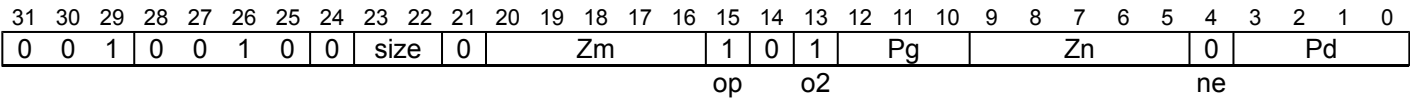
Compare active integer elements in the first source vector with corresponding elements in the second source vector, and place the boolean results of the specified comparison in the corresponding elements of the destination predicate. Inactive elements in the destination predicate register are set to zero. Sets the First (N), None (Z), !Last (C) condition flags based on the predicate result, and the V flag to zero.

<cc> Comparison

- EQ equal
- GE signed greater than or equal
- GT signed greater than
- HI unsigned higher than
- HS unsigned higher than or same
- NE not equal

This instruction is used by the pseudo-instructions [CMPLE \(vectors\)](#), [CMPLO \(vectors\)](#), [CMPLS \(vectors\)](#), and [CMPLT \(vectors\)](#). It has encodings from 6 classes: [Equal](#), [Greater than](#), [Greater than or equal](#), [Higher](#), [Higher or same](#) and [Not equal](#)

Equal (FEAT_SVE || FEAT_SME)



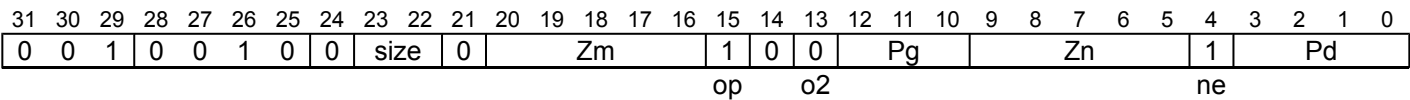
Encoding

```
CMPEQ <Pd>.<T>, <Pg>/Z, <Zn>.<T>, <Zm>.<T>
```

Decode for this encoding

```
if !IsFeatureImplemented(FEAT_SVE) && !IsFeatureImplemented(FEAT_SME) then
    EndOfDecode(Decode_UNDEF);
constant integer esize = 8 << UInt(size);
constant integer g = UInt(Pg);
constant integer n = UInt(Zn);
constant integer m = UInt(Zm);
constant integer d = UInt(Pd);
constant CmpOp cmp_op = Cmp_EQ;
constant boolean unsigned = FALSE;
```

Greater than (FEAT_SVE || FEAT_SME)



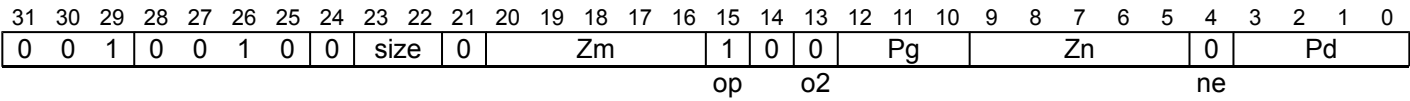
Encoding

CMPGT <Pd>.<T>, <Pg>/Z, <Zn>.<T>, <Zm>.<T>

Decode for this encoding

```
if !IsFeatureImplemented(FEAT_SVE) && !IsFeatureImplemented(FEAT_SME) then
    EndOfDecode(Decode_UNDEF);
constant integer esize = 8 << UInt(size);
constant integer g = UInt(Pg);
constant integer n = UInt(Zn);
constant integer m = UInt(Zm);
constant integer d = UInt(Pd);
constant CmpOp cmp_op = Cmp_GT;
constant boolean unsigned = FALSE;
```

Greater than or equal
(FEAT_SVE || FEAT_SME)



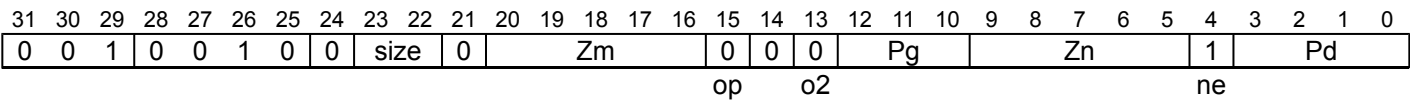
Encoding

CMPGE <Pd>.<T>, <Pg>/Z, <Zn>.<T>, <Zm>.<T>

Decode for this encoding

```
if !IsFeatureImplemented(FEAT_SVE) && !IsFeatureImplemented(FEAT_SME) then
    EndOfDecode(Decode_UNDEF);
constant integer esize = 8 << UInt(size);
constant integer g = UInt(Pg);
constant integer n = UInt(Zn);
constant integer m = UInt(Zm);
constant integer d = UInt(Pd);
constant CmpOp cmp_op = Cmp_GE;
constant boolean unsigned = FALSE;
```

Higher
(FEAT_SVE || FEAT_SME)



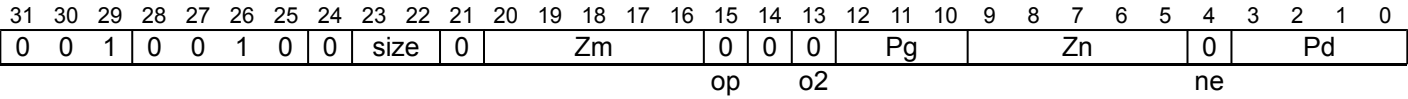
Encoding

CMPHI <Pd>.<T>, <Pg>/Z, <Zn>.<T>, <Zm>.<T>

Decode for this encoding

```
if !IsFeatureImplemented(FEAT_SVE) && !IsFeatureImplemented(FEAT_SME) then
    EndOfDecode(Decode_UNDEF);
constant integer esize = 8 << UInt(size);
constant integer g = UInt(Pg);
constant integer n = UInt(Zn);
constant integer m = UInt(Zm);
constant integer d = UInt(Pd);
constant CmpOp cmp_op = Cmp_GT;
constant boolean unsigned = TRUE;
```


Higher or same
(FEAT_SVE || FEAT_SME)



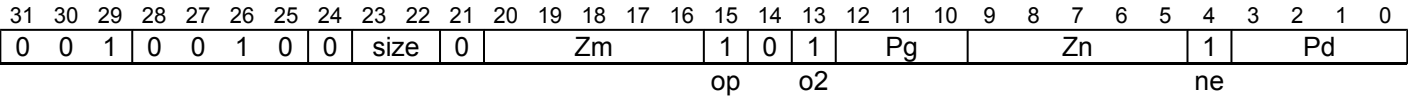
Encoding

```
CMPHS <Pd>.<T>, <Pg>/Z, <Zn>.<T>, <Zm>.<T>
```

Decode for this encoding

```
if !IsFeatureImplemented(FEAT_SVE) && !IsFeatureImplemented(FEAT_SME) then
    EndOfDecode(Decode_UNDEF);
constant integer esize = 8 << UInt(size);
constant integer g = UInt(Pg);
constant integer n = UInt(Zn);
constant integer m = UInt(Zm);
constant integer d = UInt(Pd);
constant CmpOp cmp_op = Cmp_GE;
constant boolean unsigned = TRUE;
```

Not equal
(FEAT_SVE || FEAT_SME)



Encoding

```
CMPNE <Pd>.<T>, <Pg>/Z, <Zn>.<T>, <Zm>.<T>
```

Decode for this encoding

```
if !IsFeatureImplemented(FEAT_SVE) && !IsFeatureImplemented(FEAT_SME) then
    EndOfDecode(Decode_UNDEF);
constant integer esize = 8 << UInt(size);
constant integer g = UInt(Pg);
constant integer n = UInt(Zn);
constant integer m = UInt(Zm);
constant integer d = UInt(Pd);
constant CmpOp cmp_op = Cmp_NE;
constant boolean unsigned = FALSE;
```

Assembler Symbols

<Pd> Is the name of the destination scalable predicate register, encoded in the "Pd" field.

<T> Is the size specifier, encoded in “size”:

size	<T>
00	B
01	H
10	S
11	D

<Pg> Is the name of the governing scalable predicate register P0-P7, encoded in the "Pg" field.

<Zn> Is the name of the first source scalable vector register, encoded in the "Zn" field.

<Zm> Is the name of the second source scalable vector register, encoded in the "Zm" field.

Operation

```
CheckSVEEnabled();
constant integer VL = CurrentVL;
constant integer PL = VL DIV 8;
constant integer elements = VL DIV esize;
constant bits(PL) mask = P[g, PL];
constant bits(VL) operand1 = if AnyActiveElement(mask, esize) then Z[n, VL] else Zeros(VL);
constant bits(VL) operand2 = if AnyActiveElement(mask, esize) then Z[m, VL] else Zeros(VL);
bits(PL) result;
constant integer psize = esize DIV 8;

for e = 0 to elements-1
    constant integer element1 = Int(Elem[operand1, e, esize], unsigned);
    if ActivePredicateElement(mask, e, esize) then
        boolean cond;
        constant integer element2 = Int(Elem[operand2, e, esize], unsigned);
        case cmp_op of
            when Cmp_EQ cond = element1 == element2;
            when Cmp_NE cond = element1 != element2;
            when Cmp_GE cond = element1 >= element2;
            when Cmp_LT cond = element1 < element2;
            when Cmp_GT cond = element1 > element2;
            when Cmp_LE cond = element1 <= element2;
        constant bit pbit = if cond then '1' else '0';
        Elem[result, e, psize] = ZeroExtend(pbit, psize);
    else
        Elem[result, e, psize] = ZeroExtend('0', psize);

PSTATE.<N,Z,C,V> = PredTest(mask, result, esize);
P[d, PL] = result;
```

Operational information

If PSTATE.DIT is 1:

- The execution time of this instruction is independent of:
 - The values of the data supplied in any of its operand registers when its governing predicate register contains the same value for each execution.
 - The values of the NZCV flags.
- The response of this instruction to asynchronous exceptions does not vary based on:
 - The values of the data supplied in any of its operand registers when its governing predicate register contains the same value for each execution.
 - The values of the NZCV flags.

If FEAT_SME is implemented and the PE is in Streaming SVE mode, then any subsequent instruction which is dependent on the predicate register or NZCV condition flags written by this instruction might be significantly delayed.

Internal version only: aarchmrs v2025-03_rel, pseudocode v2025-03_rel ; Build timestamp: 2025-03-21T17:41

Copyright © 2010-2025 Arm Limited or its affiliates. All rights reserved. This document is Non-Confidential.

CMP<cc> (wide elements)

Compare vector to 64-bit wide elements

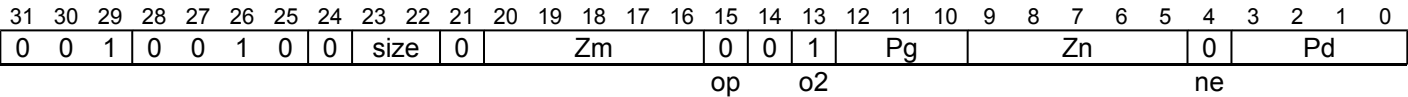
Compare active integer elements in the first source vector with overlapping 64-bit doubleword elements in the second source vector, and place the boolean results of the specified comparison in the corresponding elements of the destination predicate. Inactive elements in the destination predicate register are set to zero. Sets the First (N), None (Z), !Last (C) condition flags based on the predicate result, and the V flag to zero.

<cc> Comparison

- EQ equal
- GE signed greater than or equal
- GT signed greater than
- HI unsigned higher than
- HS unsigned higher than or same
- LE signed less than or equal
- LO unsigned lower than
- LS unsigned lower than or same
- LT signed less than
- NE not equal

It has encodings from 10 classes: [Equal](#) , [Greater than](#) , [Greater than or equal](#) , [Higher](#) , [Higher or same](#) , [Less than](#) , [Less than or equal](#) , [Lower](#) , [Lower or same](#) and [Not equal](#)

Equal
(FEAT_SVE || FEAT_SME)



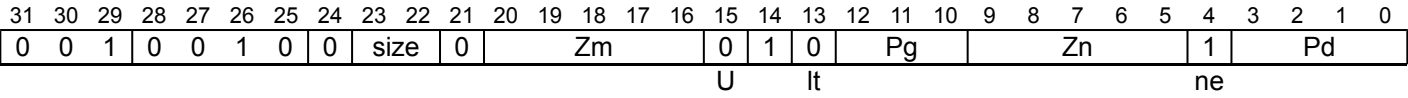
Encoding

CMPEQ <Pd>.<T>, <Pg>/Z, <Zn>.<T>, <Zm>.D

Decode for this encoding

```
if !IsFeatureImplemented(FEAT_SVE) && !IsFeatureImplemented(FEAT_SME) then
    EndOfDecode(Decode_UNDEF);
if size == '11' then EndOfDecode(Decode_UNDEF);
constant integer esize = 8 << UInt(size);
constant integer g = UInt(Pg);
constant integer n = UInt(Zn);
constant integer m = UInt(Zm);
constant integer d = UInt(Pd);
constant CmpOp cmp_op = Cmp_EQ;
constant boolean unsigned = FALSE;
```

Greater than
(FEAT_SVE || FEAT_SME)



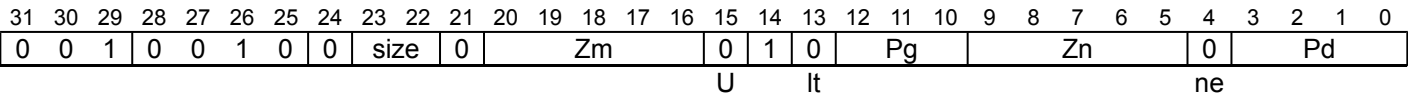
Encoding

CMPGT <Pd>.<T>, <Pg>/Z, <Zn>.<T>, <Zm>.D

Decode for this encoding

```
if !IsFeatureImplemented(FEAT_SVE) && !IsFeatureImplemented(FEAT_SME) then
    EndOfDecode(Decode_UNDEF);
if size == '11' then EndOfDecode(Decode_UNDEF);
constant integer esize = 8 << UInt(size);
constant integer g = UInt(Pg);
constant integer n = UInt(Zn);
constant integer m = UInt(Zm);
constant integer d = UInt(Pd);
constant CmpOp cmp_op = Cmp_GT;
constant boolean unsigned = FALSE;
```

Greater than or equal
(FEAT_SVE || FEAT_SME)



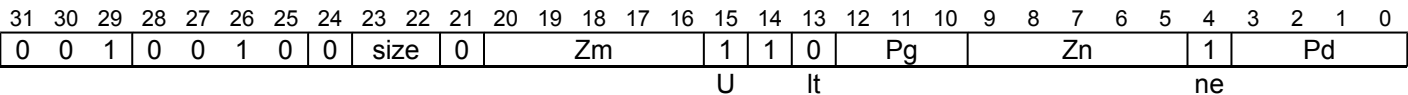
Encoding

CMPGE <Pd>.<T>, <Pg>/Z, <Zn>.<T>, <Zm>.D

Decode for this encoding

```
if !IsFeatureImplemented(FEAT_SVE) && !IsFeatureImplemented(FEAT_SME) then
    EndOfDecode(Decode_UNDEF);
if size == '11' then EndOfDecode(Decode_UNDEF);
constant integer esize = 8 << UInt(size);
constant integer g = UInt(Pg);
constant integer n = UInt(Zn);
constant integer m = UInt(Zm);
constant integer d = UInt(Pd);
constant CmpOp cmp_op = Cmp_GE;
constant boolean unsigned = FALSE;
```

Higher
(FEAT_SVE || FEAT_SME)



Encoding

CMPHI <Pd>.<T>, <Pg>/Z, <Zn>.<T>, <Zm>.D

Decode for this encoding

```
if !IsFeatureImplemented(FEAT_SVE) && !IsFeatureImplemented(FEAT_SME) then
    EndOfDecode(Decode_UNDEF);
if size == '11' then EndOfDecode(Decode_UNDEF);
constant integer esize = 8 << UInt(size);
constant integer g = UInt(Pg);
constant integer n = UInt(Zn);
constant integer m = UInt(Zm);
constant integer d = UInt(Pd);
constant CmpOp cmp_op = Cmp_GT;
constant boolean unsigned = TRUE;
```

Higher or same
(FEAT_SVE || FEAT_SME)

31	30	29	28	27	26	25	24	23	22	21	20	19	18	17	16	15	14	13	12	11	10	9	8	7	6	5	4	3	2	1	0		
0	0	1	0	0	1	0	0	size	0	Zm						1	1	0	Pg				Zn				0	Pd					
U																It				ne													

Encoding

CMPHS <Pd>.<T>, <Pg>/Z, <Zn>.<T>, <Zm>.D

Decode for this encoding

```
if !IsFeatureImplemented(FEAT_SVE) && !IsFeatureImplemented(FEAT_SME) then
    EndOfDecode(Decode_UNDEF);
if size == '11' then EndOfDecode(Decode_UNDEF);
constant integer esize = 8 << UInt(size);
constant integer g = UInt(Pg);
constant integer n = UInt(Zn);
constant integer m = UInt(Zm);
constant integer d = UInt(Pd);
constant CmpOp cmp_op = Cmp_GE;
constant boolean unsigned = TRUE;
```

Less than
(FEAT_SVE || FEAT_SME)

31	30	29	28	27	26	25	24	23	22	21	20	19	18	17	16	15	14	13	12	11	10	9	8	7	6	5	4	3	2	1	0
0	0	1	0	0	1	0	0	size	0	Zm						0	1	1	Pg				Zn				0	Pd			
U																It				ne											

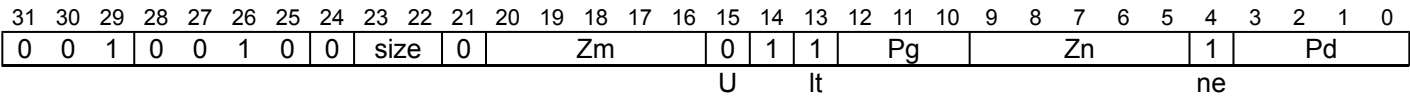
Encoding

```
CMPLT <Pd>.<T>, <Pg>/Z, <Zn>.<T>, <Zm>.D
```

Decode for this encoding

```
if !IsFeatureImplemented(FEAT_SVE) && !IsFeatureImplemented(FEAT_SME) then
    EndOfDecode(Decode_UNDEF);
if size == '11' then EndOfDecode(Decode_UNDEF);
constant integer esize = 8 << UInt(size);
constant integer g = UInt(Pg);
constant integer n = UInt(Zn);
constant integer m = UInt(Zm);
constant integer d = UInt(Pd);
constant CmpOp cmp_op = Cmp_LT;
constant boolean unsigned = FALSE;
```

Less than or equal
(FEAT_SVE || FEAT_SME)



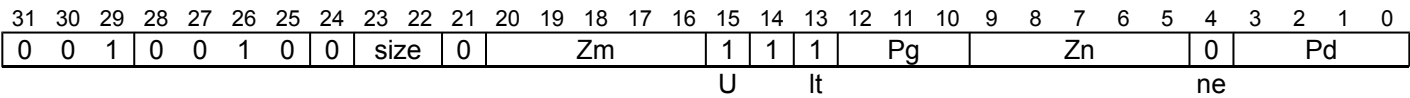
Encoding

```
CMPLT <Pd>.<T>, <Pg>/Z, <Zn>.<T>, <Zm>.D
```

Decode for this encoding

```
if !IsFeatureImplemented(FEAT_SVE) && !IsFeatureImplemented(FEAT_SME) then
    EndOfDecode(Decode_UNDEF);
if size == '11' then EndOfDecode(Decode_UNDEF);
constant integer esize = 8 << UInt(size);
constant integer g = UInt(Pg);
constant integer n = UInt(Zn);
constant integer m = UInt(Zm);
constant integer d = UInt(Pd);
constant CmpOp cmp_op = Cmp_LE;
constant boolean unsigned = FALSE;
```

Lower
(FEAT_SVE || FEAT_SME)



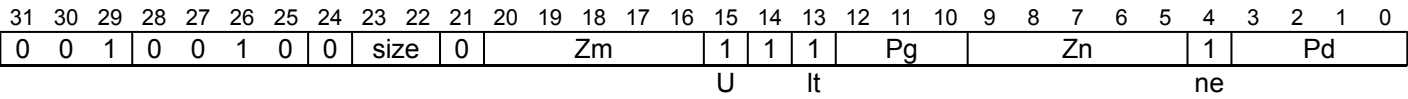
Encoding

```
CMPLO <Pd>.<T>, <Pg>/Z, <Zn>.<T>, <Zm>.D
```

Decode for this encoding

```
if !IsFeatureImplemented(FEAT_SVE) && !IsFeatureImplemented(FEAT_SME) then
    EndOfDecode(Decode_UNDEF);
if size == '11' then EndOfDecode(Decode_UNDEF);
constant integer esize = 8 << UInt(size);
constant integer g = UInt(Pg);
constant integer n = UInt(Zn);
constant integer m = UInt(Zm);
constant integer d = UInt(Pd);
constant CmpOp cmp_op = Cmp_LT;
constant boolean unsigned = TRUE;
```

Lower or same
(FEAT_SVE || FEAT_SME)



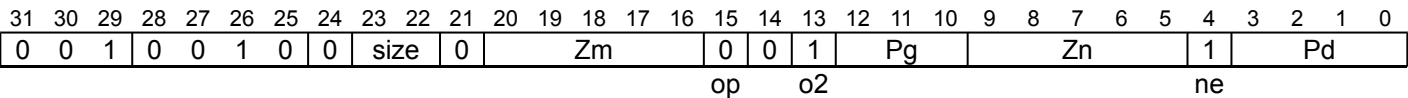
Encoding

```
CMPLS <Pd>.<T>, <Pg>/Z, <Zn>.<T>, <Zm>.D
```

Decode for this encoding

```
if !IsFeatureImplemented(FEAT_SVE) && !IsFeatureImplemented(FEAT_SME) then
    EndOfDecode(Decode_UNDEF);
if size == '11' then EndOfDecode(Decode_UNDEF);
constant integer esize = 8 << UInt(size);
constant integer g = UInt(Pg);
constant integer n = UInt(Zn);
constant integer m = UInt(Zm);
constant integer d = UInt(Pd);
constant CmpOp cmp_op = Cmp_LE;
constant boolean unsigned = TRUE;
```

Not equal
(FEAT_SVE || FEAT_SME)



Encoding

```
CMPNE <Pd>.<T>, <Pg>/Z, <Zn>.<T>, <Zm>.D
```

Decode for this encoding

```
if !IsFeatureImplemented(FEAT_SVE) && !IsFeatureImplemented(FEAT_SME) then
  EndOfDecode(Decode_UNDEF);
if size == '11' then EndOfDecode(Decode_UNDEF);
constant integer esize = 8 << UInt(size);
constant integer g = UInt(Pg);
constant integer n = UInt(Zn);
constant integer m = UInt(Zm);
constant integer d = UInt(Pd);
constant CmpOp cmp_op = Cmp_NE;
constant boolean unsigned = FALSE;
```

Assembler Symbols

<Pd> Is the name of the destination scalable predicate register, encoded in the "Pd" field.

<T> Is the size specifier, encoded in “size”:

size	<T>
00	B
01	H
10	S
11	RESERVED

<Pg> Is the name of the governing scalable predicate register P0-P7, encoded in the "Pg" field.

<Zn> Is the name of the first source scalable vector register, encoded in the "Zn" field.

<Zm> Is the name of the second source scalable vector register, encoded in the "Zm" field.

Operation

```
CheckSVEEnabled();
constant integer VL = CurrentVL;
constant integer PL = VL DIV 8;
constant integer elements = VL DIV esize;
constant bits(PL) mask = P[g, PL];
constant bits(VL) operand1 = if AnyActiveElement(mask, esize) then Z[n, VL] else Zeros(VL);
constant bits(VL) operand2 = if AnyActiveElement(mask, esize) then Z[m, VL] else Zeros(VL);
bits(PL) result;
constant integer psize = esize DIV 8;

for e = 0 to elements-1
  constant integer element1 = Int(Elem[operand1, e, esize], unsigned);
  if ActivePredicateElement(mask, e, esize) then
    boolean cond;
    constant integer element2 = Int(Elem[operand2, (e * esize) DIV 64, 64], unsigned);
    case cmp_op of
      when Cmp_EQ cond = element1 == element2;
      when Cmp_NE cond = element1 != element2;
      when Cmp_GE cond = element1 >= element2;
      when Cmp_LT cond = element1 < element2;
      when Cmp_GT cond = element1 > element2;
      when Cmp_LE cond = element1 <= element2;
    constant bit pbit = if cond then '1' else '0';
    Elem[result, e, psize] = ZeroExtend(pbit, psize);
  else
    Elem[result, e, psize] = ZeroExtend('0', psize);

PSTATE.<N,Z,C,V> = PredTest(mask, result, esize);
P[d, PL] = result;
```


Operational information

If PSTATE.DIT is 1:

- The execution time of this instruction is independent of:
 - The values of the data supplied in any of its operand registers when its governing predicate register contains the same value for each execution.
 - The values of the NZCV flags.
- The response of this instruction to asynchronous exceptions does not vary based on:
 - The values of the data supplied in any of its operand registers when its governing predicate register contains the same value for each execution.
 - The values of the NZCV flags.

If FEAT_SME is implemented and the PE is in Streaming SVE mode, then any subsequent instruction which is dependent on the predicate register or NZCV condition flags written by this instruction might be significantly delayed.

Internal version only: aarchmrs v2025-03_rel, pseudocode v2025-03_rel ; Build timestamp: 2025-03-21T17:41

Copyright © 2010-2025 Arm Limited or its affiliates. All rights reserved. This document is Non-Confidential.

CMPLE (vectors)

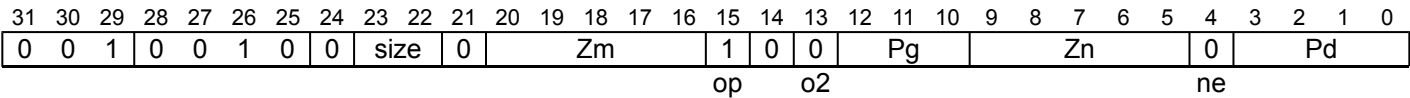
Compare signed less than or equal to vector, setting the condition flags

Compare active signed integer elements in the first source vector being less than or equal to corresponding signed elements in the second source vector, and place the boolean results of the comparison in the corresponding elements of the destination predicate. Inactive elements in the destination predicate register are set to zero. Sets the First (N), None (Z), !Last (C) condition flags based on the predicate result, and the V flag to zero.

This is a pseudo-instruction of [CMP<cc> \(vectors\)](#). This means:

- The encodings in this description are named to match the encodings of [CMP<cc> \(vectors\)](#).
- The assembler syntax is used only for assembly, and is not used on disassembly.
- The description of [CMP<cc> \(vectors\)](#) gives the operational pseudocode, any CONSTRAINED UNPREDICTABLE behavior, and any operational information for this instruction.

Greater than or equal (FEAT_SVE || FEAT_SME)



Encoding

CMPLE <Pd>.<T>, <Pg>/Z, <Zm>.<T>, <Zn>.<T>

is equivalent to

CMPGE <Pd>.<T>, <Pg>/Z, <Zn>.<T>, <Zm>.<T>

Assembler Symbols

<Pd> Is the name of the destination scalable predicate register, encoded in the "Pd" field.

<T> Is the size specifier, encoded in “size”:

size	<T>
00	B
01	H
10	S
11	D

<Pg> Is the name of the governing scalable predicate register P0-P7, encoded in the "Pg" field.

<Zm> Is the name of the second source scalable vector register, encoded in the "Zm" field.

<Zn> Is the name of the first source scalable vector register, encoded in the "Zn" field.

Operation

The description of [CMP<cc> \(vectors\)](#) gives the operational pseudocode for this instruction.

Operational information

If PSTATE.DIT is 1:

- The execution time of this instruction is independent of:
 - The values of the data supplied in any of its operand registers when its governing predicate register contains the same value for each execution.
 - The values of the NZCV flags.
- The response of this instruction to asynchronous exceptions does not vary based on:
 - The values of the data supplied in any of its operand registers when its governing predicate register contains the same value for each execution.
 - The values of the NZCV flags.

If FEAT_SME is implemented and the PE is in Streaming SVE mode, then any subsequent instruction which is dependent on the predicate register or NZCV condition flags written by this instruction might be significantly delayed.

Internal version only: aarchmrs v2025-03_rel, pseudocode v2025-03_rel ; Build timestamp: 2025-03-21T17:41

Copyright © 2010-2025 Arm Limited or its affiliates. All rights reserved. This document is Non-Confidential.

CMPLO (vectors)

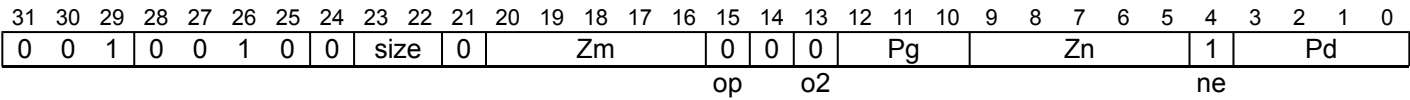
Compare unsigned lower than vector, setting the condition flags

Compare active unsigned integer elements in the first source vector being lower than corresponding unsigned elements in the second source vector, and place the boolean results of the comparison in the corresponding elements of the destination predicate. Inactive elements in the destination predicate register are set to zero. Sets the First (N), None (Z), !Last (C) condition flags based on the predicate result, and the V flag to zero.

This is a pseudo-instruction of [CMP<cc> \(vectors\)](#). This means:

- The encodings in this description are named to match the encodings of [CMP<cc> \(vectors\)](#).
- The assembler syntax is used only for assembly, and is not used on disassembly.
- The description of [CMP<cc> \(vectors\)](#) gives the operational pseudocode, any CONSTRAINED UNPREDICTABLE behavior, and any operational information for this instruction.

Higher (FEAT_SVE || FEAT_SME)



Encoding

CMPLO <Pd>.<T>, <Pg>/Z, <Zm>.<T>, <Zn>.<T>

is equivalent to

CMPHI <Pd>.<T>, <Pg>/Z, <Zn>.<T>, <Zm>.<T>

Assembler Symbols

<Pd> Is the name of the destination scalable predicate register, encoded in the "Pd" field.

<T> Is the size specifier, encoded in “size”:

size	<T>
00	B
01	H
10	S
11	D

<Pg> Is the name of the governing scalable predicate register P0-P7, encoded in the "Pg" field.

<Zm> Is the name of the second source scalable vector register, encoded in the "Zm" field.

<Zn> Is the name of the first source scalable vector register, encoded in the "Zn" field.

Operation

The description of [CMP<cc> \(vectors\)](#) gives the operational pseudocode for this instruction.

Operational information

If PSTATE.DIT is 1:

- The execution time of this instruction is independent of:
 - The values of the data supplied in any of its operand registers when its governing predicate register contains the same value for each execution.
 - The values of the NZCV flags.
- The response of this instruction to asynchronous exceptions does not vary based on:
 - The values of the data supplied in any of its operand registers when its governing predicate register contains the same value for each execution.
 - The values of the NZCV flags.

If FEAT_SME is implemented and the PE is in Streaming SVE mode, then any subsequent instruction which is dependent on the predicate register or NZCV condition flags written by this instruction might be significantly delayed.

Internal version only: aarchmrs v2025-03_rel, pseudocode v2025-03_rel ; Build timestamp: 2025-03-21T17:41

Copyright © 2010-2025 Arm Limited or its affiliates. All rights reserved. This document is Non-Confidential.

CMPLS (vectors)

Compare unsigned lower or same as vector, setting the condition flags

Compare active unsigned integer elements in the first source vector being lower than or same as corresponding unsigned elements in the second source vector, and place the boolean results of the comparison in the corresponding elements of the destination predicate. Inactive elements in the destination predicate register are set to zero. Sets the First (N), None (Z), !Last (C) condition flags based on the predicate result, and the V flag to zero.

This is a pseudo-instruction of [CMP<cc> \(vectors\)](#). This means:

- The encodings in this description are named to match the encodings of [CMP<cc> \(vectors\)](#).
- The assembler syntax is used only for assembly, and is not used on disassembly.
- The description of [CMP<cc> \(vectors\)](#) gives the operational pseudocode, any CONSTRAINED UNPREDICTABLE behavior, and any operational information for this instruction.

Higher or same (FEAT_SVE || FEAT_SME)

31	30	29	28	27	26	25	24	23	22	21	20	19	18	17	16	15	14	13	12	11	10	9	8	7	6	5	4	3	2	1	0
0	0	1	0	0	1	0	0	size	0	Zm				0	0	0	Pg			Zn				0	Pd						
																op		o2		ne											

Encoding

CMPLS <Pd>.<T>, <Pg>/Z, <Zm>.<T>, <Zn>.<T>

is equivalent to

CMPHS <Pd>.<T>, <Pg>/Z, <Zn>.<T>, <Zm>.<T>

Assembler Symbols

<Pd> Is the name of the destination scalable predicate register, encoded in the "Pd" field.

<T> Is the size specifier, encoded in “size”:

size	<T>
00	B
01	H
10	S
11	D

<Pg> Is the name of the governing scalable predicate register P0-P7, encoded in the "Pg" field.

<Zm> Is the name of the second source scalable vector register, encoded in the "Zm" field.

<Zn> Is the name of the first source scalable vector register, encoded in the "Zn" field.

Operation

The description of [CMP<cc> \(vectors\)](#) gives the operational pseudocode for this instruction.

Operational information

If PSTATE.DIT is 1:

- The execution time of this instruction is independent of:
 - The values of the data supplied in any of its operand registers when its governing predicate register contains the same value for each execution.
 - The values of the NZCV flags.
- The response of this instruction to asynchronous exceptions does not vary based on:
 - The values of the data supplied in any of its operand registers when its governing predicate register contains the same value for each execution.
 - The values of the NZCV flags.

If FEAT_SME is implemented and the PE is in Streaming SVE mode, then any subsequent instruction which is dependent on the predicate register or NZCV condition flags written by this instruction might be significantly delayed.

Internal version only: aarchmrs v2025-03_rel, pseudocode v2025-03_rel ; Build timestamp: 2025-03-21T17:41

Copyright © 2010-2025 Arm Limited or its affiliates. All rights reserved. This document is Non-Confidential.

CMPLT (vectors)

Compare signed less than vector, setting the condition flags

Compare active signed integer elements in the first source vector being less than corresponding signed elements in the second source vector, and place the boolean results of the comparison in the corresponding elements of the destination predicate. Inactive elements in the destination predicate register are set to zero. Sets the First (N), None (Z), !Last (C) condition flags based on the predicate result, and the V flag to zero.

This is a pseudo-instruction of [CMP<cc> \(vectors\)](#). This means:

- The encodings in this description are named to match the encodings of [CMP<cc> \(vectors\)](#).
- The assembler syntax is used only for assembly, and is not used on disassembly.
- The description of [CMP<cc> \(vectors\)](#) gives the operational pseudocode, any CONSTRAINED UNPREDICTABLE behavior, and any operational information for this instruction.

Greater than (FEAT_SVE || FEAT_SME)

31	30	29	28	27	26	25	24	23	22	21	20	19	18	17	16	15	14	13	12	11	10	9	8	7	6	5	4	3	2	1	0	
0	0	1	0	0	1	0	0	size	0	Zm						1	0	0	Pg				Zn					1	Pd			
																op		o2										ne				

Encoding

CMPLT <Pd>.<T>, <Pg>/Z, <Zm>.<T>, <Zn>.<T>

is equivalent to

CMPGT <Pd>.<T>, <Pg>/Z, <Zn>.<T>, <Zm>.<T>

Assembler Symbols

<Pd> Is the name of the destination scalable predicate register, encoded in the "Pd" field.

<T> Is the size specifier, encoded in “size”:

size	<T>
00	B
01	H
10	S
11	D

<Pg> Is the name of the governing scalable predicate register P0-P7, encoded in the "Pg" field.

<Zm> Is the name of the second source scalable vector register, encoded in the "Zm" field.

<Zn> Is the name of the first source scalable vector register, encoded in the "Zn" field.

Operation

The description of [CMP<cc> \(vectors\)](#) gives the operational pseudocode for this instruction.

Operational information

If PSTATE.DIT is 1:

- The execution time of this instruction is independent of:
 - The values of the data supplied in any of its operand registers when its governing predicate register contains the same value for each execution.
 - The values of the NZCV flags.
- The response of this instruction to asynchronous exceptions does not vary based on:
 - The values of the data supplied in any of its operand registers when its governing predicate register contains the same value for each execution.
 - The values of the NZCV flags.

If FEAT_SME is implemented and the PE is in Streaming SVE mode, then any subsequent instruction which is dependent on the predicate register or NZCV condition flags written by this instruction might be significantly delayed.

Internal version only: aarchmrs v2025-03_rel, pseudocode v2025-03_rel ; Build timestamp: 2025-03-21T17:41

Copyright © 2010-2025 Arm Limited or its affiliates. All rights reserved. This document is Non-Confidential.

CNOT

Logically invert boolean condition in vector (predicated)

Logically invert the boolean value in each active element of the source vector, and place the results in the corresponding elements of the destination vector. Inactive elements in the destination vector register remain unmodified or are set to zero, depending on whether merging or zeroing predication is selected.

Boolean TRUE is any non-zero value in a source, and one in a result element. Boolean FALSE is always zero.

It has encodings from 2 classes: [Merging](#) and [Zeroing](#)

Merging (FEAT_SVE || FEAT_SME)

31	30	29	28	27	26	25	24	23	22	21	20	19	18	17	16	15	14	13	12	11	10	9	8	7	6	5	4	3	2	1	0
0	0	0	0	0	1	0	0	size	0	1	1	0	1	1	1	0	1		Pg					Zn					Zd		
M												opc																			

Encoding

CNOT <Zd>.<T>, <Pg>/M, <Zn>.<T>

Decode for this encoding

```
if !IsFeatureImplemented(FEAT_SVE) && !IsFeatureImplemented(FEAT_SME) then
    EndOfDecode(Decode_UNDEF);
constant integer esize = 8 << UInt(size);
constant integer g = UInt(Pg);
constant integer n = UInt(Zn);
constant integer d = UInt(Zd);
constant boolean merging = TRUE;
```

Zeroing (FEAT_SVE2p2 || FEAT_SME2p2)

31	30	29	28	27	26	25	24	23	22	21	20	19	18	17	16	15	14	13	12	11	10	9	8	7	6	5	4	3	2	1	0
0	0	0	0	0	1	0	0	size	0	0	1	0	1	1	1	0	1		Pg					Zn					Zd		
M												opc																			

Encoding

CNOT <Zd>.<T>, <Pg>/Z, <Zn>.<T>

Decode for this encoding

```
if !IsFeatureImplemented(FEAT_SVE2p2) && !IsFeatureImplemented(FEAT_SME2p2) then
    EndOfDecode(Decode_UNDEF);
constant integer esize = 8 << UInt(size);
constant integer g = UInt(Pg);
constant integer n = UInt(Zn);
constant integer d = UInt(Zd);
constant boolean merging = FALSE;
```

Assembler Symbols

- <Zd> Is the name of the destination scalable vector register, encoded in the "Zd" field.
- <T> Is the size specifier, encoded in "size":

size	<T>
00	B
01	H
10	S
11	D

<Pg> Is the name of the governing scalable predicate register P0-P7, encoded in the "Pg" field.

<Zn> Is the name of the source scalable vector register, encoded in the "Zn" field.

Operation

```

CheckSVEEnabled();
constant integer VL = CurrentVL;
constant integer PL = VL DIV 8;
constant integer elements = VL DIV esize;
constant bits(PL) mask = P[g, PL];
constant bits(VL) operand = if AnyActiveElement(mask, esize) then Z[n, VL] else Zeros(VL);
bits(VL) result = if merging then Z[d, VL] else Zeros(VL);

for e = 0 to elements-1
    if ActivePredicateElement(mask, e, esize) then
        constant bits(esize) element = Elem[operand, e, esize];
        Elem[result, e, esize] = ZeroExtend(IsZeroBit(element), esize);

Z[d, VL] = result;

```

Operational information

If PSTATE.DIT is 1:

- The execution time of this instruction is independent of:
 - The values of the data supplied in any of its operand registers when its governing predicate register contains the same value for each execution.
 - The values of the NZCV flags.
- The response of this instruction to asynchronous exceptions does not vary based on:
 - The values of the data supplied in any of its operand registers when its governing predicate register contains the same value for each execution.
 - The values of the NZCV flags.

The merging variant of this instruction might be immediately preceded in program order by a MOVPRFX instruction. The MOVPRFX must conform to all of the following requirements, otherwise the behavior of the MOVPRFX and the merging variant of this instruction is CONSTRAINED

UNPREDICTABLE:

- The MOVPRFX can be predicated or unpredicated.
- A predicated MOVPRFX must use the same governing predicate register as the merging variant this instruction.
- A predicated MOVPRFX must use the larger of the destination element size and first source element size in the preferred disassembly of the merging variant of this instruction.
- The MOVPRFX must specify the same destination register as the merging variant of this instruction.
- The destination register must not refer to architectural register state referenced by any other source operand register of the merging variant of this instruction.

Internal version only: aarchmrs v2025-03_rel, pseudocode v2025-03_rel ; Build timestamp: 2025-03-21T17:41

Copyright © 2010-2025 Arm Limited or its affiliates. All rights reserved. This document is Non-Confidential.

CNT

Count non-zero bits (predicated)

Count non-zero bits in each active element of the source vector, and place the results in the corresponding elements of the destination vector. Inactive elements in the destination vector register remain unmodified or are set to zero, depending on whether merging or zeroing predication is selected. It has encodings from 2 classes: [Merging](#) and [Zeroing](#)

Merging (FEAT_SVE || FEAT_SME)

31	30	29	28	27	26	25	24	23	22	21	20	19	18	17	16	15	14	13	12	11	10	9	8	7	6	5	4	3	2	1	0
0	0	0	0	0	1	0	0	size	0	1	1	0	1	0	1	0	1		Pg						Zn					Zd	
M											opc																				

Encoding

CNT <Zd>.<T>, <Pg>/M, <Zn>.<T>

Decode for this encoding

```
if !IsFeatureImplemented(FEAT_SVE) && !IsFeatureImplemented(FEAT_SME) then
    EndOfDecode(Decode_UNDEF);
constant integer esize = 8 << UInt(size);
constant integer g = UInt(Pg);
constant integer n = UInt(Zn);
constant integer d = UInt(Zd);
constant boolean merging = TRUE;
```

Zeroing (FEAT_SVE2p2 || FEAT_SME2p2)

31	30	29	28	27	26	25	24	23	22	21	20	19	18	17	16	15	14	13	12	11	10	9	8	7	6	5	4	3	2	1	0
0	0	0	0	0	1	0	0	size	0	0	1	0	1	0	1	0	1	Pg			Zn					Zd					
M											opc																				

Encoding

CNT <Zd>.<T>, <Pg>/Z, <Zn>.<T>

Decode for this encoding

```
if !IsFeatureImplemented(FEAT_SVE2p2) && !IsFeatureImplemented(FEAT_SME2p2) then
    EndOfDecode(Decode_UNDEF);
constant integer esize = 8 << UInt(size);
constant integer g = UInt(Pg);
constant integer n = UInt(Zn);
constant integer d = UInt(Zd);
constant boolean merging = FALSE;
```

Assembler Symbols

- <Zd> Is the name of the destination scalable vector register, encoded in the "Zd" field.
- <T> Is the size specifier, encoded in "size":

size	<T>
00	B
01	H
10	S
11	D

<Pg> Is the name of the governing scalable predicate register P0-P7, encoded in the "Pg" field.

<Zn> Is the name of the source scalable vector register, encoded in the "Zn" field.

Operation

```

CheckSVEEnabled();
constant integer VL = CurrentVL;
constant integer PL = VL DIV 8;
constant integer elements = VL DIV esize;
constant bits(PL) mask = P[g, PL];
constant bits(VL) operand = if AnyActiveElement(mask, esize) then Z[n, VL] else Zeros(VL);
bits(VL) result = if merging then Z[d, VL] else Zeros(VL);

for e = 0 to elements-1
    if ActivePredicateElement(mask, e, esize) then
        constant bits(esize) element = Elem[operand, e, esize];
        Elem[result, e, esize] = BitCount(element)<esize-1:0>;

Z[d, VL] = result;

```

Operational information

If PSTATE.DIT is 1:

- The execution time of this instruction is independent of:
 - The values of the data supplied in any of its operand registers when its governing predicate register contains the same value for each execution.
 - The values of the NZCV flags.
- The response of this instruction to asynchronous exceptions does not vary based on:
 - The values of the data supplied in any of its operand registers when its governing predicate register contains the same value for each execution.
 - The values of the NZCV flags.

The merging variant of this instruction might be immediately preceded in program order by a MOVPRFX instruction. The MOVPRFX must conform to all of the following requirements, otherwise the behavior of the MOVPRFX and the merging variant of this instruction is CONSTRAINED

UNPREDICTABLE:

- The MOVPRFX can be predicated or unpredicated.
- A predicated MOVPRFX must use the same governing predicate register as the merging variant this instruction.
- A predicated MOVPRFX must use the larger of the destination element size and first source element size in the preferred disassembly of the merging variant of this instruction.
- The MOVPRFX must specify the same destination register as the merging variant of this instruction.
- The destination register must not refer to architectural register state referenced by any other source operand register of the merging variant of this instruction.

Internal version only: aarchmrs v2025-03_rel, pseudocode v2025-03_rel ; Build timestamp: 2025-03-21T17:41

Copyright © 2010-2025 Arm Limited or its affiliates. All rights reserved. This document is Non-Confidential.

CNTB, CNTD, CNTH, CNTW

Set scalar to multiple of predicate constraint element count

Determines the number of active elements implied by the named predicate constraint, multiplies that by an immediate in the range 1 to 16 inclusive, and then places the result in the scalar destination.

The named predicate constraint limits the number of active elements in a single predicate to:

- A fixed number (VL1 to VL256)
- The largest power of two (POW2)
- The largest multiple of three or four (MUL3 or MUL4)
- All available, implicitly a multiple of two (ALL).

Unspecified or out of range constraint encodings generate an empty predicate or zero element count rather than Undefined Instruction exception. It has encodings from 4 classes: [Byte](#) , [Doubleword](#) , [Halfword](#) and [Word](#)

Byte (FEAT_SVE || FEAT_SME)

31	30	29	28	27	26	25	24	23	22	21	20	19	18	17	16	15	14	13	12	11	10	9	8	7	6	5	4	3	2	1	0
0	0	0	0	0	1	0	0	0	0	1	0	imm4				1	1	1	0	0	0	pattern					Rd				
size												op																			

Encoding

CNTB <Xd>{, <pattern>{, MUL #<imm>}}

Decode for this encoding

```
if !IsFeatureImplemented(FEAT_SVE) && !IsFeatureImplemented(FEAT_SME) then
    EndOfDecode(Decode_UNDEF);
constant integer esize = 8;
constant integer d = UInt(Rd);
constant bits(5) pat = pattern;
constant integer imm = UInt(imm4) + 1;
```

Doubleword (FEAT_SVE || FEAT_SME)

31	30	29	28	27	26	25	24	23	22	21	20	19	18	17	16	15	14	13	12	11	10	9	8	7	6	5	4	3	2	1	0
0	0	0	0	0	1	0	0	1	1	1	0	imm4				1	1	1	0	0	0	pattern					Rd				
size												op																			

Encoding

CNTD <Xd>{, <pattern>{, MUL #<imm>}}

Decode for this encoding

```
if !IsFeatureImplemented(FEAT_SVE) && !IsFeatureImplemented(FEAT_SME) then
    EndOfDecode(Decode_UNDEF);
constant integer esize = 64;
constant integer d = UInt(Rd);
constant bits(5) pat = pattern;
constant integer imm = UInt(imm4) + 1;
```

Halfword (FEAT_SVE || FEAT_SME)

31	30	29	28	27	26	25	24	23	22	21	20	19	18	17	16	15	14	13	12	11	10	9	8	7	6	5	4	3	2	1	0
0	0	0	0	0	1	0	0	0	1	1	0	imm4				1	1	1	0	0	0	pattern					Rd				
size												op																			

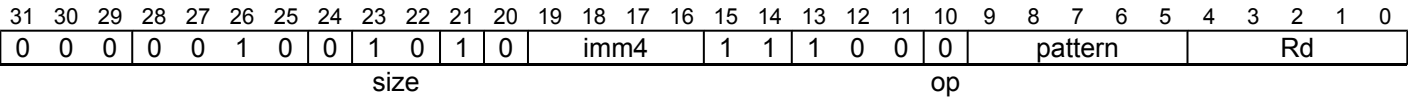
Encoding

```
CNTH <Xd>{, <pattern>{, MUL #<imm>}}
```

Decode for this encoding

```
if !IsFeatureImplemented(FEAT_SVE) && !IsFeatureImplemented(FEAT_SME) then
    EndOfDecode(Decode_UNDEF);
constant integer esize = 16;
constant integer d = UInt(Rd);
constant bits(5) pat = pattern;
constant integer imm = UInt(imm4) + 1;
```

Word
(FEAT_SVE || FEAT_SME)



Encoding

```
CNTW <Xd>{, <pattern>{, MUL #<imm>}}
```

Decode for this encoding

```
if !IsFeatureImplemented(FEAT_SVE) && !IsFeatureImplemented(FEAT_SME) then
    EndOfDecode(Decode_UNDEF);
constant integer esize = 32;
constant integer d = UInt(Rd);
constant bits(5) pat = pattern;
constant integer imm = UInt(imm4) + 1;
```

Assembler Symbols

- <Xd> Is the 64-bit name of the destination general-purpose register, encoded in the "Rd" field.
- <pattern> Is the optional pattern specifier, defaulting to ALL, encoded in "pattern":

pattern	<pattern>
00000	POW2
00001	VL1
00010	VL2
00011	VL3
00100	VL4
00101	VL5
00110	VL6
00111	VL7
01000	VL8
01001	VL16
01010	VL32
01011	VL64
01100	VL128
01101	VL256
0111x	#uimm5
1xx00	#uimm5
1x0x1	#uimm5
1x010	#uimm5
101x1	#uimm5
10110	#uimm5
11101	MUL4
11110	MUL3
11111	ALL

<imm> Is the immediate multiplier, in the range 1 to 16, defaulting to 1, encoded in the "imm4" field.

Operation

```
CheckSVEEnabled();  
constant integer count = DecodePredCount(pat, esize);  
X[d, 64] = (count * imm) <63:0>;
```

Operational information

If PSTATE.DIT is 1:

- The execution time of this instruction is independent of:
 - The values of the data supplied in any of its registers.
 - The values of the NZCV flags.
- The response of this instruction to asynchronous exceptions does not vary based on:
 - The values of the data supplied in any of its registers.
 - The values of the NZCV flags.

Internal version only: aarchmrs v2025-03_rel, pseudocode v2025-03_rel ; Build timestamp: 2025-03-21T17:41

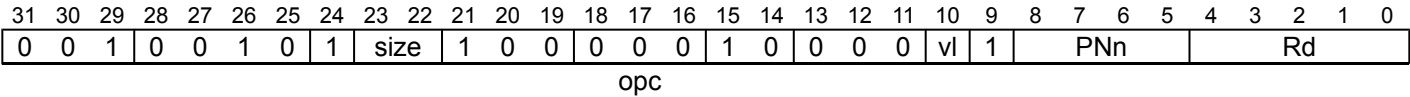
Copyright © 2010-2025 Arm Limited or its affiliates. All rights reserved. This document is Non-Confidential.

CNTP (predicate as counter)

Set scalar to count from predicate-as-counter

Counts the number of true elements in the source predicate and places the scalar result in the destination general-purpose register.

SVE2
(FEAT_SME2 || FEAT_SVE2p1)



Encoding

CNTP <Xd>, <PNn>.<T>, <vl>

Decode for this encoding

```
if !IsFeatureImplemented(FEAT_SME2) && !IsFeatureImplemented(FEAT_SVE2p1) then
    EndOfDecode(Decode_UNDEF);
constant integer esize = 8 << UInt(size);
constant integer n = UInt(PNn);
constant integer d = UInt(Rd);
constant integer width = 2 << UInt(vl);
```

Assembler Symbols

- <Xd> Is the 64-bit name of the destination general-purpose register, encoded in the "Rd" field.
- <PNn> Is the name of the source scalable predicate register, with predicate-as-counter encoding, encoded in the "PNn" field.
- <T> Is the size specifier, encoded in "size":

size	<T>
00	B
01	H
10	S
11	D

- <vl> Is the vl specifier, encoded in "vl":

vl	<vl>
0	VLx2
1	VLx4

Operation

```
if IsFeatureImplemented(FEAT_SVE2p1) then CheckSVEEnabled(); else CheckStreamingSVEEnabled();
constant integer VL = CurrentVL;
constant integer PL = VL DIV 8;
constant integer elements = VL DIV esize;
constant bits(PL) pred = P[n, PL];
constant bits(PL*4) mask = CounterToPredicate(pred<15:0>, PL*4);
bits(64) sum = Zeros(64);
constant integer maxelements = elements * width;

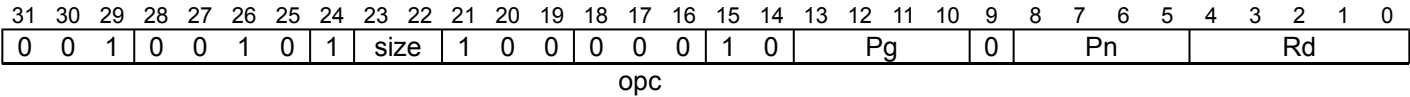
for e = 0 to maxelements-1
    if ActivePredicateElement(mask, e, esize) then
        sum = sum + 1;
X[d, 64] = sum;
```


CNTP (predicate)

Set scalar to count of true predicate elements

Counts the number of active and true elements in the source predicate and places the scalar result in the destination general-purpose register. Inactive predicate elements are not counted.

SVE
(FEAT_SVE || FEAT_SME)



Encoding

CNTP <Xd>, <Pg>, <Pn>.<T>

Decode for this encoding

```
if !IsFeatureImplemented(FEAT_SVE) && !IsFeatureImplemented(FEAT_SME) then
    EndOfDecode(Decode_UNDEF);
constant integer esize = 8 << UInt(size);
constant integer g = UInt(Pg);
constant integer n = UInt(Pn);
constant integer d = UInt(Rd);
```

Assembler Symbols

- <Xd> Is the 64-bit name of the destination general-purpose register, encoded in the "Rd" field.
- <Pg> Is the name of the governing scalable predicate register, encoded in the "Pg" field.
- <Pn> Is the name of the source scalable predicate register, encoded in the "Pn" field.
- <T> Is the size specifier, encoded in "size":

size	<T>
00	B
01	H
10	S
11	D

Operation

```
CheckSVEEnabled();
constant integer VL = CurrentVL;
constant integer PL = VL DIV 8;
constant integer elements = VL DIV esize;
constant bits(PL) mask = P[g, PL];
constant bits(PL) operand = P[n, PL];
bits(64) sum = Zeros(64);

for e = 0 to elements-1
    if ActivePredicateElement(mask, e, esize) && ActivePredicateElement(operand, e, esize) then
        sum = sum + 1;
X[d, 64] = sum;
```

Operational information

If FEAT_SME is implemented and the PE is in Streaming SVE mode, then any subsequent instruction which is dependent on the general-purpose register written by this instruction might be significantly delayed.

COMPACT

Copy active vector elements to lower-numbered elements

In order of increasing element number, pack active elements from the source vector into increasing consecutive elements of the destination vector, setting any remaining elements to zero.
This instruction is illegal when executed in Streaming SVE mode, unless FEAT_SME_FA64 is implemented and enabled, or FEAT_SME2p2 is implemented.

It has encodings from 2 classes: [Byte and halfword](#) and [Word and doubleword](#)

Byte and halfword
(FEAT_SVE2p2 || FEAT_SME2p2)

31	30	29	28	27	26	25	24	23	22	21	20	19	18	17	16	15	14	13	12	11	10	9	8	7	6	5	4	3	2	1	0
0	0	0	0	0	1	0	1	0	sz	1	0	0	0	0	1	1	0	0	Pg			Zn			Zd						

Encoding

COMPACT <Zd>.<T>, <Pg>, <Zn>.<T>

Decode for this encoding

```
if !IsFeatureImplemented(FEAT_SVE2p2) && !IsFeatureImplemented(FEAT_SME2p2) then
    EndOfDecode(Decode_UNDEF);
constant integer esize = 8 << UInt(sz);
constant integer g = UInt(Pg);
constant integer n = UInt(Zn);
constant integer d = UInt(Zd);
```

Word and doubleword
(FEAT_SVE || FEAT_SME2p2)

31	30	29	28	27	26	25	24	23	22	21	20	19	18	17	16	15	14	13	12	11	10	9	8	7	6	5	4	3	2	1	0
0	0	0	0	0	1	0	1	1	sz	1	0	0	0	0	1	1	0	0	Pg			Zn			Zd						

Encoding

COMPACT <Zd>.<T>, <Pg>, <Zn>.<T>

Decode for this encoding

```
if !IsFeatureImplemented(FEAT_SVE) && !IsFeatureImplemented(FEAT_SME2p2) then
    EndOfDecode(Decode_UNDEF);
constant integer esize = 32 << UInt(sz);
constant integer g = UInt(Pg);
constant integer n = UInt(Zn);
constant integer d = UInt(Zd);
```

Assembler Symbols

<Zd> Is the name of the destination scalable vector register, encoded in the "Zd" field.

<T> For the "Byte and halfword" variant: is the size specifier, encoded in “sz”:

sz	<T>
0	B
1	H

For the "Word and doubleword" variant: is the size specifier, encoded in "sz":

sz	<T>
0	S
1	D

<Pg> Is the name of the governing scalable predicate register P0-P7, encoded in the "Pg" field.

<Zn> Is the name of the source scalable vector register, encoded in the "Zn" field.

Operation

```
if IsFeatureImplemented(FEAT_SME2p2) then CheckSVEEnabled\(\); else CheckNonStreamingSVEEnabled\(\);
constant integer VL = CurrentVL;
constant integer PL = VL DIV 8;
constant integer elements = VL DIV esize;
constant bits(PL) mask = P[g, PL];
constant bits(VL) operand1 = if AnyActiveElement(mask, esize) then Z[n, VL] else Zeros(VL);
bits(VL) result = Zeros(VL);
integer x = 0;

for e = 0 to elements-1
    if ActivePredicateElement(mask, e, esize) then
        constant bits(esize) element = Elem[operand1, e, esize];
        Elem[result, x, esize] = element;
        x = x + 1;

Z[d, VL] = result;
```

Internal version only: aarchmrs v2025-03_rel, pseudocode v2025-03_rel ; Build timestamp: 2025-03-21T17:41

Copyright © 2010-2025 Arm Limited or its affiliates. All rights reserved. This document is Non-Confidential.

CPY (immediate, merging)

Copy signed integer immediate to vector elements (merging)

Copy a signed integer immediate to each active element in the destination vector. Inactive elements in the destination vector register remain unmodified.

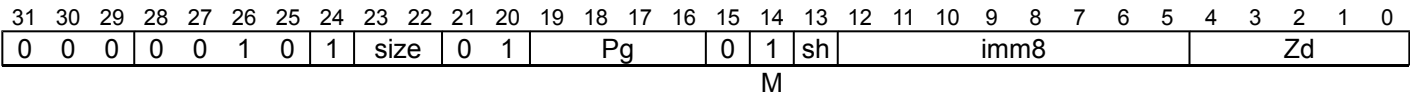
The immediate operand is a signed value in the range -128 to +127, and for element widths of 16 bits or higher it may also be a signed multiple of 256 in the range -32768 to +32512 (excluding 0).

The immediate is encoded in 8 bits with an optional left shift by 8. The preferred disassembly when the shift option is specified is "#<imm8>, LSL #8". However an assembler and disassembler may also allow use of the shifted 16-bit value unless the immediate is 0 and the shift amount is 8, which must be unambiguously described as "#0, LSL #8".

This instruction is used by the alias [MOV \(immediate, merging\)](#).

This instruction is used by the pseudo-instruction [FMOV \(zero, predicated\)](#).

SVE
(FEAT_SVE || FEAT_SME)



Encoding

CPY <Zd>.<T>, <Pg>/M, #<imm>{, <shift>}

Decode for this encoding

```
if !IsFeatureImplemented(FEAT_SVE) && !IsFeatureImplemented(FEAT_SME) then
    EndOfDecode(Decode_UNDEF);
if size:sh == '001' then EndOfDecode(Decode_UNDEF);
constant integer esize = 8 << UInt(size);
constant integer g = UInt(Pg);
constant integer d = UInt(Zd);
constant boolean merging = TRUE;
integer imm = SInt(imm8);
if sh == '1' then imm = imm << 8;
```

Assembler Symbols

- <Zd> Is the name of the destination scalable vector register, encoded in the "Zd" field.
- <T> Is the size specifier, encoded in “size”:

size	<T>
00	B
01	H
10	S
11	D
- <Pg> Is the name of the governing scalable predicate register, encoded in the "Pg" field.
- <imm> Is a signed immediate in the range -128 to 127, encoded in the "imm8" field.
- <shift> Is the optional left shift to apply to the immediate, defaulting to LSL #0 and encoded in “sh”:

sh	<shift>
0	LSL #0
1	LSL #8

Alias Conditions

Alias	Is preferred when
FMOV (zero, predicated)	Never
MOV (immediate, merging)	Unconditionally

Operation

```
CheckSVEEnabled() ;
constant integer VL = CurrentVL;
constant integer PL = VL DIV 8;
constant integer elements = VL DIV esize;
constant bits(PL) mask = P[g, PL];
constant bits(VL) dest = if merging then Z[d, VL] else Zeros(VL);
bits(VL) result;

for e = 0 to elements-1
    if ActivePredicateElement(mask, e, esize) then
        Elem[result, e, esize] = imm<esize-1:0>;
    else
        Elem[result, e, esize] = Elem[dest, e, esize];

Z[d, VL] = result;
```

Operational information

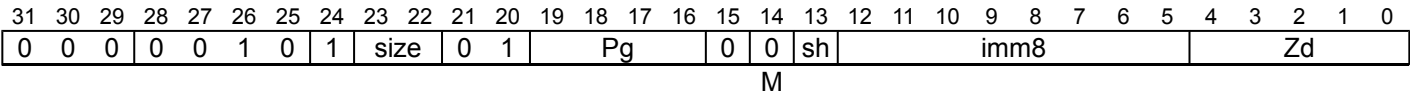
- If PSTATE.DIT is 1:
- The execution time of this instruction is independent of:
 - The values of the data supplied in any of its operand registers when its governing predicate register contains the same value for each execution.
 - The values of the NZCV flags.
 - The response of this instruction to asynchronous exceptions does not vary based on:
 - The values of the data supplied in any of its operand registers when its governing predicate register contains the same value for each execution.
 - The values of the NZCV flags.
- This instruction might be immediately preceded in program order by a MOVPRFX instruction. The MOVPRFX must conform to all of the following requirements, otherwise the behavior of the MOVPRFX and this instruction is CONSTRAINED UNPREDICTABLE:
- The MOVPRFX can be predicated or unpredicated.
 - A predicated MOVPRFX must use the same governing predicate register as this instruction.
 - A predicated MOVPRFX must use the larger of the destination element size and first source element size in the preferred disassembly of this instruction.
 - The MOVPRFX must specify the same destination register as this instruction.
 - The destination register must not refer to architectural register state referenced by any other source operand register of this instruction.

CPY (immediate, zeroing)

Copy signed integer immediate to vector elements (zeroing)

Copy a signed integer immediate to each active element in the destination vector. Inactive elements in the destination vector register are set to zero. The immediate operand is a signed value in the range -128 to +127, and for element widths of 16 bits or higher it may also be a signed multiple of 256 in the range -32768 to +32512 (excluding 0). The immediate is encoded in 8 bits with an optional left shift by 8. The preferred disassembly when the shift option is specified is "#<imm8>, LSL #8". However an assembler and disassembler may also allow use of the shifted 16-bit value unless the immediate is 0 and the shift amount is 8, which must be unambiguously described as "#0, LSL #8". This instruction is used by the alias [MOV \(immediate, zeroing\)](#).

SVE (FEAT_SVE || FEAT_SME)



Encoding

CPY <Zd>.<T>, <Pg>/Z, #<imm>{, <shift>}

Decode for this encoding

```
if !IsFeatureImplemented(FEAT_SVE) && !IsFeatureImplemented(FEAT_SME) then
    EndOfDecode(Decode_UNDEF);
if size:sh == '001' then EndOfDecode(Decode_UNDEF);
constant integer esize = 8 << UInt(size);
constant integer g = UInt(Pg);
constant integer d = UInt(Zd);
constant boolean merging = FALSE;
integer imm = SInt(imm8);
if sh == '1' then imm = imm << 8;
```

Assembler Symbols

- <Zd>

Is the name of the destination scalable vector register, encoded in the "Zd" field.
- <T>

Is the size specifier, encoded in “size”:

size	<T>
00	B
01	H
10	S
11	D
- <Pg>

Is the name of the governing scalable predicate register, encoded in the "Pg" field.
- <imm>

Is a signed immediate in the range -128 to 127, encoded in the "imm8" field.
- <shift>

Is the optional left shift to apply to the immediate, defaulting to LSL #0 and encoded in “sh”:

sh	<shift>
0	LSL #0
1	LSL #8

Operation

```
CheckSVEEnabled();
constant integer VL = CurrentVL;
constant integer PL = VL DIV 8;
constant integer elements = VL DIV esize;
constant bits(PL) mask = P[g, PL];
constant bits(VL) dest = if merging then Z[d, VL] else Zeros(VL);
bits(VL) result;

for e = 0 to elements-1
    if ActivePredicateElement(mask, e, esize) then
        Elem[result, e, esize] = imm<esize-1:0>;
    else
        Elem[result, e, esize] = Elem[dest, e, esize];

Z[d, VL] = result;
```

Operational information

If PSTATE.DIT is 1:

- The execution time of this instruction is independent of:
 - The values of the data supplied in any of its operand registers when its governing predicate register contains the same value for each execution.
 - The values of the NZCV flags.
- The response of this instruction to asynchronous exceptions does not vary based on:
 - The values of the data supplied in any of its operand registers when its governing predicate register contains the same value for each execution.
 - The values of the NZCV flags.

Internal version only: aarchmrs v2025-03_rel, pseudocode v2025-03_rel ; Build timestamp: 2025-03-21T17:41

Copyright © 2010-2025 Arm Limited or its affiliates. All rights reserved. This document is Non-Confidential.

CPY (scalar)

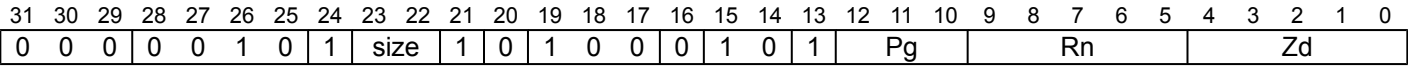
Copy general-purpose register to vector elements (predicated)

Copy the general-purpose scalar source register to each active element in the destination vector. Inactive elements in the destination vector register remain unmodified.

This instruction is used by the alias [MOV \(scalar, predicated\)](#).

SVE

(FEAT_SVE || FEAT_SME)



Encoding

CPY <Zd>.<T>, <Pg>/M, <R><n|SP>

Decode for this encoding

```
if !IsFeatureImplemented(FEAT_SVE) && !IsFeatureImplemented(FEAT_SME) then
    EndOfDecode(Decode_UNDEF);
constant integer esize = 8 << UInt(size);
constant integer g = UInt(Pg);
constant integer n = UInt(Rn);
constant integer d = UInt(Zd);
```

Assembler Symbols

<Zd> Is the name of the destination scalable vector register, encoded in the "Zd" field.

<T> Is the size specifier, encoded in “size”:

size	<T>
00	B
01	H
10	S
11	D

<Pg> Is the name of the governing scalable predicate register P0-P7, encoded in the "Pg" field.

<R> Is a width specifier, encoded in “size”:

size	<R>
00	W
01	W
10	W
11	X

<n|SP> Is the number [0-30] of the general-purpose source register or the name SP (31), encoded in the "Rn" field.

Operation

```
CheckSVEEnabled();
constant integer VL = CurrentVL;
constant integer PL = VL DIV 8;
constant integer elements = VL DIV esize;
constant bits(PL) mask = P[g, PL];
bits(VL) result = Z[d, VL];
if AnyActiveElement(mask, esize) then
    bits(64) operand1;
    if n == 31 then
        operand1 = SP[64];
    else
        operand1 = X[n, 64];

    for e = 0 to elements-1
        if ActivePredicateElement(mask, e, esize) then
            Elem[result, e, esize] = operand1<esize-1:0>;

Z[d, VL] = result;
```

Operational information

If PSTATE.DIT is 1:

- The execution time of this instruction is independent of:
 - The values of the data supplied in any of its operand registers when its governing predicate register contains the same value for each execution.
 - The values of the NZCV flags.
- The response of this instruction to asynchronous exceptions does not vary based on:
 - The values of the data supplied in any of its operand registers when its governing predicate register contains the same value for each execution.
 - The values of the NZCV flags.

This instruction might be immediately preceded in program order by a MOVPRFX instruction. The MOVPRFX must conform to all of the following requirements, otherwise the behavior of the MOVPRFX and this instruction is CONSTRAINED UNPREDICTABLE:

- The MOVPRFX can be predicated or unpredicated.
- A predicated MOVPRFX must use the same governing predicate register as this instruction.
- A predicated MOVPRFX must use the larger of the destination element size and first source element size in the preferred disassembly of this instruction.
- The MOVPRFX must specify the same destination register as this instruction.
- The destination register must not refer to architectural register state referenced by any other source operand register of this instruction.

Internal version only: aarchmrs v2025-03_rel, pseudocode v2025-03_rel ; Build timestamp: 2025-03-21T17:41

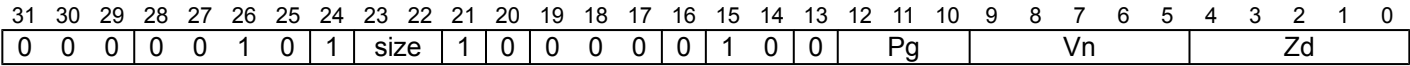
Copyright © 2010-2025 Arm Limited or its affiliates. All rights reserved. This document is Non-Confidential.

CPY (SIMD&FP scalar)

Copy SIMD&FP scalar register to vector elements (predicated)

Copy the SIMD & floating-point scalar source register to each active element in the destination vector. Inactive elements in the destination vector register remain unmodified.
This instruction is used by the alias [MOV \(SIMD&FP scalar, predicated\)](#).

SVE
(FEAT_SVE || FEAT_SME)



Encoding

CPY <Zd>.<T>, <Pg>/M, <V><n>

Decode for this encoding

```
if !IsFeatureImplemented(FEAT_SVE) && !IsFeatureImplemented(FEAT_SME) then
    EndOfDecode(Decode_UNDEF);
constant integer esize = 8 << UInt(size);
constant integer g = UInt(Pg);
constant integer n = UInt(Vn);
constant integer d = UInt(Zd);
```

Assembler Symbols

<Zd> Is the name of the destination scalable vector register, encoded in the "Zd" field.

<T> Is the size specifier, encoded in “size”:

size	<T>
00	B
01	H
10	S
11	D

<Pg> Is the name of the governing scalable predicate register P0-P7, encoded in the "Pg" field.

<V> Is a width specifier, encoded in “size”:

size	<V>
00	B
01	H
10	S
11	D

<n> Is the number [0-31] of the source SIMD&FP register, encoded in the "Vn" field.

Operation

```
CheckSVEEnabled();
constant integer VL = CurrentVL;
constant integer PL = VL DIV 8;
constant integer elements = VL DIV esize;
constant bits(PL) mask = P[g, PL];
constant bits(esize) operand1 = if AnyActiveElement(mask, esize) then V[n, esize] else Zeros(esize);
bits(VL) result = Z[d, VL];

for e = 0 to elements-1
    if ActivePredicateElement(mask, e, esize) then
        Elem[result, e, esize] = operand1;

Z[d, VL] = result;
```

Operational information

If PSTATE.DIT is 1:

- The execution time of this instruction is independent of:
 - The values of the data supplied in any of its operand registers when its governing predicate register contains the same value for each execution.
 - The values of the NZCV flags.
- The response of this instruction to asynchronous exceptions does not vary based on:
 - The values of the data supplied in any of its operand registers when its governing predicate register contains the same value for each execution.
 - The values of the NZCV flags.

This instruction might be immediately preceded in program order by a MOVPRFX instruction. The MOVPRFX must conform to all of the following requirements, otherwise the behavior of the MOVPRFX and this instruction is CONSTRAINED UNPREDICTABLE:

- The MOVPRFX can be predicated or unpredicated.
- A predicated MOVPRFX must use the same governing predicate register as this instruction.
- A predicated MOVPRFX must use the larger of the destination element size and first source element size in the preferred disassembly of this instruction.
- The MOVPRFX must specify the same destination register as this instruction.
- The destination register must not refer to architectural register state referenced by any other source operand register of this instruction.

Internal version only: aarchmrs v2025-03_rel, pseudocode v2025-03_rel ; Build timestamp: 2025-03-21T17:41

Copyright © 2010-2025 Arm Limited or its affiliates. All rights reserved. This document is Non-Confidential.

CTERMEQ, CTERMNE

Compare and terminate loop

Detect termination conditions in serialized vector loops. Tests whether the comparison between the scalar source operands holds true and if not tests the state of the !Last condition flag (C) which indicates whether the previous flag-setting predicate instruction selected the last element of the vector partition.

The Z and C condition flags are preserved by this instruction. The N and V condition flags are set as a pair to generate one of the following conditions for a subsequent conditional instruction:

Condition	N	V	Meaning
GE	0	0	Continue loop (compare failed and last element not selected)
LT	0	1	Terminate loop (last element selected)
LT	1	0	Terminate loop (compare succeeded)
GE	1	1	Never generated

The scalar source operands are 32-bit or 64-bit general-purpose registers of the same size.

It has encodings from 2 classes: [Equal](#) and [Not equal](#)

Equal (FEAT_SVE || FEAT_SME)

31	30	29	28	27	26	25	24	23	22	21	20	19	18	17	16	15	14	13	12	11	10	9	8	7	6	5	4	3	2	1	0
0	0	1	0	0	1	0	1	1	sz	1	Rm				0	0	1	0	0	0	Rn				0	0	0	0	0		
op																ne															

Encoding

CTERMEQ <R><n>, <R><m>

Decode for this encoding

```
if !IsFeatureImplemented(FEAT_SVE) && !IsFeatureImplemented(FEAT_SME) then
    EndOfDecode(Decode_UNDEF);
constant integer esize = 32 << UInt(sz);
constant integer n = UInt(Rn);
constant integer m = UInt(Rm);
constant CmpOp cmp_op = Cmp_EQ;
```

Not equal (FEAT_SVE || FEAT_SME)

31	30	29	28	27	26	25	24	23	22	21	20	19	18	17	16	15	14	13	12	11	10	9	8	7	6	5	4	3	2	1	0
0	0	1	0	0	1	0	1	1	sz	1	Rm					0	0	1	0	0	0	Rn					1	0	0	0	0
op																ne															

Encoding

CTERMNE <R><n>, <R><m>

Decode for this encoding

```
if !IsFeatureImplemented(FEAT_SVE) && !IsFeatureImplemented(FEAT_SME) then
    EndOfDecode(Decode_UNDEF);
constant integer esize = 32 << UInt(sz);
constant integer n = UInt(Rn);
constant integer m = UInt(Rm);
constant CmpOp cmp_op = Cmp_NE;
```

Assembler Symbols

<R> Is a width specifier, encoded in “sz”:

sz	<R>
0	W
1	X

<n> Is the number [0-30] of the source general-purpose register or the name ZR (31), encoded in the "Rn" field.

<m> Is the number [0-30] of the source general-purpose register or the name ZR (31), encoded in the "Rm" field.

Operation

```
CheckSVEEnabled();
constant bits(esize) operand1 = X[n, esize];
constant bits(esize) operand2 = X[m, esize];
constant integer element1 = UInt(operand1);
constant integer element2 = UInt(operand2);
boolean term;

case cmp_op of
  when Cmp_EQ term = element1 == element2;
  when Cmp_NE term = element1 != element2;
if term then
  PSTATE.N = '1';
  PSTATE.V = '0';
else
  PSTATE.N = '0';
  PSTATE.V = (NOT PSTATE.C);
```

Operational information

If PSTATE.DIT is 1:

- The execution time of this instruction is independent of:
 - The values of the data supplied in any of its registers.
 - The values of the NZCV flags.
- The response of this instruction to asynchronous exceptions does not vary based on:
 - The values of the data supplied in any of its registers.
 - The values of the NZCV flags.

DECB, DECD, DECH, DECW (scalar)

Decrement scalar by multiple of predicate constraint element count

Determines the number of active elements implied by the named predicate constraint, multiplies that by an immediate in the range 1 to 16 inclusive, and then uses the result to decrement the scalar destination.

The named predicate constraint limits the number of active elements in a single predicate to:

- A fixed number (VL1 to VL256)
- The largest power of two (POW2)
- The largest multiple of three or four (MUL3 or MUL4)
- All available, implicitly a multiple of two (ALL).

Unspecified or out of range constraint encodings generate an empty predicate or zero element count rather than Undefined Instruction exception. It has encodings from 4 classes: [Byte](#) , [Doubleword](#) , [Halfword](#) and [Word](#)

Byte (FEAT_SVE || FEAT_SME)

31	30	29	28	27	26	25	24	23	22	21	20	19	18	17	16	15	14	13	12	11	10	9	8	7	6	5	4	3	2	1	0
0	0	0	0	0	1	0	0	0	0	1	1	imm4				1	1	1	0	0	1	pattern					Rdn				
size												D																			

Encoding

DECB <Xdn>{, <pattern>{, MUL #<imm>}}

Decode for this encoding

```
if !IsFeatureImplemented(FEAT_SVE) && !IsFeatureImplemented(FEAT_SME) then
    EndOfDecode(Decode_UNDEF);
constant integer esize = 8;
constant integer dn = UInt(Rdn);
constant bits(5) pat = pattern;
constant integer imm = UInt(imm4) + 1;
```

Doubleword (FEAT_SVE || FEAT_SME)

31	30	29	28	27	26	25	24	23	22	21	20	19	18	17	16	15	14	13	12	11	10	9	8	7	6	5	4	3	2	1	0
0	0	0	0	0	1	0	0	1	1	1	1	imm4				1	1	1	0	0	1	pattern					Rdn				
size												D																			

Encoding

DECD <Xdn>{, <pattern>{, MUL #<imm>}}

Decode for this encoding

```
if !IsFeatureImplemented(FEAT_SVE) && !IsFeatureImplemented(FEAT_SME) then
    EndOfDecode(Decode_UNDEF);
constant integer esize = 64;
constant integer dn = UInt(Rdn);
constant bits(5) pat = pattern;
constant integer imm = UInt(imm4) + 1;
```

Halfword (FEAT_SVE || FEAT_SME)

31	30	29	28	27	26	25	24	23	22	21	20	19	18	17	16	15	14	13	12	11	10	9	8	7	6	5	4	3	2	1	0
0	0	0	0	0	1	0	0	0	1	1	1	imm4				1	1	1	0	0	1	pattern					Rdn				
size												D																			

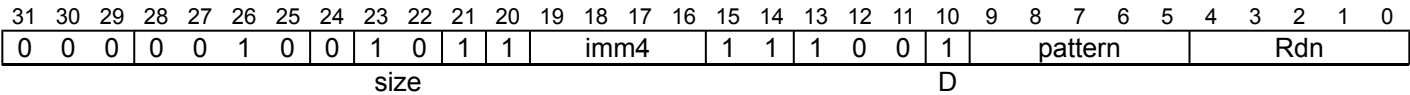
Encoding

```
DECH <Xdn>{, <pattern>{, MUL #<imm>}}
```

Decode for this encoding

```
if !IsFeatureImplemented(FEAT_SVE) && !IsFeatureImplemented(FEAT_SME) then
    EndOfDecode(Decode_UNDEF);
constant integer esize = 16;
constant integer dn = UInt(Rdn);
constant bits(5) pat = pattern;
constant integer imm = UInt(imm4) + 1;
```

Word
(FEAT_SVE || FEAT_SME)



Encoding

```
DECW <Xdn>{, <pattern>{, MUL #<imm>}}
```

Decode for this encoding

```
if !IsFeatureImplemented(FEAT_SVE) && !IsFeatureImplemented(FEAT_SME) then
    EndOfDecode(Decode_UNDEF);
constant integer esize = 32;
constant integer dn = UInt(Rdn);
constant bits(5) pat = pattern;
constant integer imm = UInt(imm4) + 1;
```

Assembler Symbols

- <Xdn>
- Is the 64-bit name of the source and destination general-purpose register, encoded in the "Rdn" field.
- <pattern>
- Is the optional pattern specifier, defaulting to ALL, encoded in “pattern”:

pattern	<pattern>
00000	POW2
00001	VL1
00010	VL2
00011	VL3
00100	VL4
00101	VL5
00110	VL6
00111	VL7
01000	VL8
01001	VL16
01010	VL32
01011	VL64
01100	VL128
01101	VL256
0111x	#uimm5
1xx00	#uimm5
1x0x1	#uimm5
1x010	#uimm5
101x1	#uimm5
10110	#uimm5
11101	MUL4
11110	MUL3
11111	ALL

<imm> Is the immediate multiplier, in the range 1 to 16, defaulting to 1, encoded in the "imm4" field.

Operation

```
CheckSVEEnabled();  
constant integer count = DecodePredCount(pat, esize);  
constant integer VL = CurrentVL;  
constant bits(64) operand1 = X[dn, 64];  
X[dn, 64] = operand1 - (count * imm);
```

Operational information

If PSTATE.DIT is 1:

- The execution time of this instruction is independent of:
 - The values of the data supplied in any of its registers.
 - The values of the NZCV flags.
- The response of this instruction to asynchronous exceptions does not vary based on:
 - The values of the data supplied in any of its registers.
 - The values of the NZCV flags.

Internal version only: aarchmrs v2025-03_rel, pseudocode v2025-03_rel ; Build timestamp: 2025-03-21T17:41

Copyright © 2010-2025 Arm Limited or its affiliates. All rights reserved. This document is Non-Confidential.

DECD, DECH, DECW (vector)

Decrement vector by multiple of predicate constraint element count

Determines the number of active elements implied by the named predicate constraint, multiplies that by an immediate in the range 1 to 16 inclusive, and then uses the result to decrement all destination vector elements.

The named predicate constraint limits the number of active elements in a single predicate to:

- A fixed number (VL1 to VL256)
- The largest power of two (POW2)
- The largest multiple of three or four (MUL3 or MUL4)
- All available, implicitly a multiple of two (ALL).

Unspecified or out of range constraint encodings generate an empty predicate or zero element count rather than Undefined Instruction exception. It has encodings from 3 classes: [Doubleword](#) , [Halfword](#) and [Word](#)

Doubleword (FEAT_SVE || FEAT_SME)

31	30	29	28	27	26	25	24	23	22	21	20	19	18	17	16	15	14	13	12	11	10	9	8	7	6	5	4	3	2	1	0
0	0	0	0	0	1	0	0	1	1	1	1	imm4				1	1	0	0	0	1	pattern					Zdn				
size												D																			

Encoding

DECD <Zdn>.D{, <pattern>{, MUL #<imm>}}

Decode for this encoding

```
if !IsFeatureImplemented(FEAT_SVE) && !IsFeatureImplemented(FEAT_SME) then
    EndOfDecode(Decode_UNDEF);
constant integer esize = 64;
constant integer dn = UInt(Zdn);
constant bits(5) pat = pattern;
constant integer imm = UInt(imm4) + 1;
```

Halfword (FEAT_SVE || FEAT_SME)

31	30	29	28	27	26	25	24	23	22	21	20	19	18	17	16	15	14	13	12	11	10	9	8	7	6	5	4	3	2	1	0
0	0	0	0	0	1	0	0	0	1	1	1	imm4				1	1	0	0	0	1	pattern					Zdn				
size												D																			

Encoding

DECH <Zdn>.H{, <pattern>{, MUL #<imm>}}

Decode for this encoding

```
if !IsFeatureImplemented(FEAT_SVE) && !IsFeatureImplemented(FEAT_SME) then
    EndOfDecode(Decode_UNDEF);
constant integer esize = 16;
constant integer dn = UInt(Zdn);
constant bits(5) pat = pattern;
constant integer imm = UInt(imm4) + 1;
```

Word (FEAT_SVE || FEAT_SME)

31	30	29	28	27	26	25	24	23	22	21	20	19	18	17	16	15	14	13	12	11	10	9	8	7	6	5	4	3	2	1	0
0	0	0	0	0	1	0	0	1	0	1	1	imm4				1	1	0	0	0	1	pattern					Zdn				
size												D																			

Encoding

```
DECW <Zdn>.S{, <pattern>{, MUL #<imm>}}
```

Decode for this encoding

```
if !IsFeatureImplemented(FEAT_SVE) && !IsFeatureImplemented(FEAT_SME) then
    EndOfDecode(Decode_UNDEF);
constant integer esize = 32;
constant integer dn = UInt(Zdn);
constant bits(5) pat = pattern;
constant integer imm = UInt(imm4) + 1;
```

Assembler Symbols

<Zdn> Is the name of the source and destination scalable vector register, encoded in the "Zdn" field.

<pattern> Is the optional pattern specifier, defaulting to ALL, encoded in “pattern”:

pattern	<pattern>
00000	POW2
00001	VL1
00010	VL2
00011	VL3
00100	VL4
00101	VL5
00110	VL6
00111	VL7
01000	VL8
01001	VL16
01010	VL32
01011	VL64
01100	VL128
01101	VL256
0111x	#uimm5
1xx00	#uimm5
1x0x1	#uimm5
1x010	#uimm5
101x1	#uimm5
10110	#uimm5
11101	MUL4
11110	MUL3
11111	ALL

<imm> Is the immediate multiplier, in the range 1 to 16, defaulting to 1, encoded in the "imm4" field.

Operation

```
CheckSVEEnabled();
constant integer VL = CurrentVL;
constant integer elements = VL DIV esize;
constant integer count = DecodePredCount(pat, esize);
constant bits(VL) operand1 = Z[dn, VL];
bits(VL) result;

for e = 0 to elements-1
    Elem[result, e, esize] = Elem[operand1, e, esize] - (count * imm);

Z[dn, VL] = result;
```

Operational information

- If PSTATE.DIT is 1:
- The execution time of this instruction is independent of:
 - The values of the data supplied in any of its registers.

- The values of the NZCV flags.
- The response of this instruction to asynchronous exceptions does not vary based on:
 - The values of the data supplied in any of its registers.
 - The values of the NZCV flags.

This instruction might be immediately preceded in program order by a `MOVPRFX` instruction. The `MOVPRFX` must conform to all of the following requirements, otherwise the behavior of the `MOVPRFX` and this instruction is **CONSTRAINED UNPREDICTABLE**:

- The `MOVPRFX` must be unpredicated.
- The `MOVPRFX` must specify the same destination register as this instruction.
- The destination register must not refer to architectural register state referenced by any other source operand register of this instruction.

Internal version only: aarchmrs v2025-03_rel, pseudocode v2025-03_rel ; Build timestamp: 2025-03-21T17:41

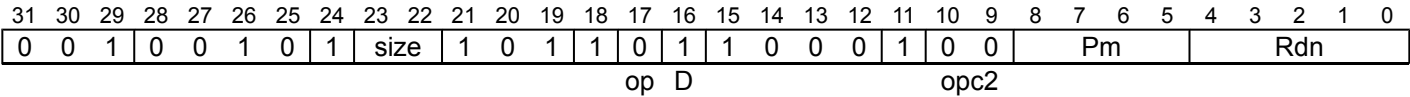
Copyright © 2010-2025 Arm Limited or its affiliates. All rights reserved. This document is Non-Confidential.

DECP (scalar)

Decrement scalar by count of true predicate elements

Counts the number of true elements in the source predicate and then uses the result to decrement the scalar destination.

SVE (FEAT_SVE || FEAT_SME)



Encoding

DECP <Xdn>, <Pm>.<T>

Decode for this encoding

```
if !IsFeatureImplemented(FEAT_SVE) && !IsFeatureImplemented(FEAT_SME) then
    EndOfDecode(Decode_UNDEF);
constant integer esize = 8 << UInt(size);
constant integer m = UInt(Pm);
constant integer dn = UInt(Rdn);
```

Assembler Symbols

- <Xdn> Is the 64-bit name of the source and destination general-purpose register, encoded in the "Rdn" field.
- <Pm> Is the name of the source scalable predicate register, encoded in the "Pm" field.
- <T> Is the size specifier, encoded in "size":

size	<T>
00	B
01	H
10	S
11	D

Operation

```
CheckSVEEnabled();
constant integer VL = CurrentVL;
constant integer PL = VL DIV 8;
constant integer elements = VL DIV esize;
constant bits(64) operand1 = X[dn, 64];
constant bits(PL) operand2 = P[m, PL];
integer count = 0;

for e = 0 to elements-1
    if ActivePredicateElement(operand2, e, esize) then
        count = count + 1;

X[dn, 64] = operand1 - count;
```

Operational information

If FEAT_SME is implemented and the PE is in Streaming SVE mode, then any subsequent instruction which is dependent on the general-purpose register written by this instruction might be significantly delayed.

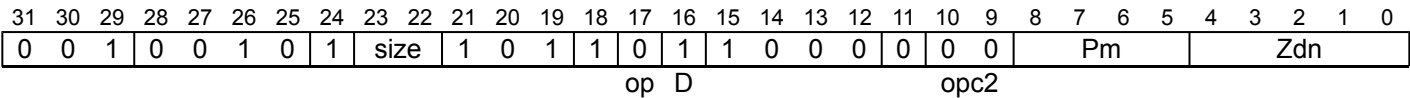
DECP (vector)

Decrement vector by count of true predicate elements

Counts the number of true elements in the source predicate and then uses the result to decrement all destination vector elements.

The predicate size specifier may be omitted in assembler source code, but this is deprecated and will be prohibited in a future release of the architecture.

SVE (FEAT_SVE || FEAT_SME)



Encoding

```
DECP <Zdn>.<T>, <Pm>.<T>
```

Decode for this encoding

```
if !IsFeatureImplemented(FEAT_SVE) && !IsFeatureImplemented(FEAT_SME) then
    EndOfDecode(Decode_UNDEF);
if size == '00' then EndOfDecode(Decode_UNDEF);
constant integer esize = 8 << UInt(size);
constant integer m = UInt(Pm);
constant integer dn = UInt(Zdn);
```

Assembler Symbols

- <Zdn> Is the name of the source and destination scalable vector register, encoded in the "Zdn" field.
- <T> Is the size specifier, encoded in "size":

size	<T>
00	RESERVED
01	H
10	S
11	D

- <Pm> Is the name of the source scalable predicate register, encoded in the "Pm" field.

Operation

```
CheckSVEEnabled();
constant integer VL = CurrentVL;
constant integer PL = VL DIV 8;
constant integer elements = VL DIV esize;
constant bits(VL) operand1 = Z[dn, VL];
constant bits(PL) operand2 = P[m, PL];
bits(VL) result;
integer count = 0;

for e = 0 to elements-1
    if ActivePredicateElement(operand2, e, esize) then
        count = count + 1;

for e = 0 to elements-1
    Elem[result, e, esize] = Elem[operand1, e, esize] - count;

Z[dn, VL] = result;
```

Operational information

This instruction might be immediately preceded in program order by a `MOVPRFX` instruction. The `MOVPRFX` must conform to all of the following requirements, otherwise the behavior of the `MOVPRFX` and this instruction is **CONSTRAINED UNPREDICTABLE**:

- The `MOVPRFX` must be unpredicated.
- The `MOVPRFX` must specify the same destination register as this instruction.
- The destination register must not refer to architectural register state referenced by any other source operand register of this instruction.

Internal version only: aarchmrs v2025-03_rel, pseudocode v2025-03_rel ; Build timestamp: 2025-03-21T17:41

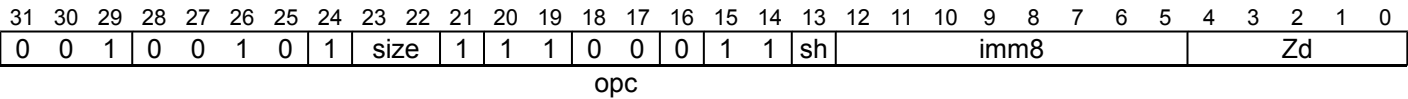
Copyright © 2010-2025 Arm Limited or its affiliates. All rights reserved. This document is Non-Confidential.

DUP (immediate)

Broadcast signed immediate to vector elements (unpredicated)

Unconditionally broadcast the signed integer immediate into each element of the destination vector. This instruction is unpredicated. The immediate operand is a signed value in the range -128 to +127, and for element widths of 16 bits or higher it may also be a signed multiple of 256 in the range -32768 to +32512 (excluding 0). The immediate is encoded in 8 bits with an optional left shift by 8. The preferred disassembly when the shift option is specified is "#<imm8>, LSL #8". However an assembler and disassembler may also allow use of the shifted 16-bit value unless the immediate is 0 and the shift amount is 8, which must be unambiguously described as "#0, LSL #8". This instruction is used by the alias [MOV \(immediate, unpredicated\)](#). This instruction is used by the pseudo-instruction [FMOV \(zero, unpredicated\)](#).

SVE (FEAT_SVE || FEAT_SME)



Encoding

DUP <Zd>.<T>, #<imm>{, <shift>}

Decode for this encoding

```
if !IsFeatureImplemented(FEAT_SVE) && !IsFeatureImplemented(FEAT_SME) then
    EndOfDecode(Decode_UNDEF);
if size:sh == '001' then EndOfDecode(Decode_UNDEF);
constant integer esize = 8 << UInt(size);
constant integer d = UInt(Zd);
integer imm = SInt(imm8);
if sh == '1' then imm = imm << 8;
```

Assembler Symbols

<Zd> Is the name of the destination scalable vector register, encoded in the "Zd" field.

<T> Is the size specifier, encoded in “size”:

size	<T>
00	B
01	H
10	S
11	D

<imm> Is a signed immediate in the range -128 to 127, encoded in the "imm8" field.

<shift> Is the optional left shift to apply to the immediate, defaulting to LSL #0 and encoded in “sh”:

sh	<shift>
0	LSL #0
1	LSL #8

Alias Conditions

Alias	Is preferred when
FMOV (zero, unpredicated)	Never
MOV (immediate, unpredicated)	Unconditionally

Operation

```
CheckSVEEnabled();  
constant integer VL = CurrentVL;  
constant bits(VL) result = Replicate(imm<esize-1:0>, VL DIV esize);  
Z[d, VL] = result;
```

Operational information

If PSTATE.DIT is 1:

- The execution time of this instruction is independent of:
 - The values of the data supplied in any of its registers.
 - The values of the NZCV flags.
- The response of this instruction to asynchronous exceptions does not vary based on:
 - The values of the data supplied in any of its registers.
 - The values of the NZCV flags.

Internal version only: aarchmrs v2025-03_rel, pseudocode v2025-03_rel ; Build timestamp: 2025-03-21T17:41

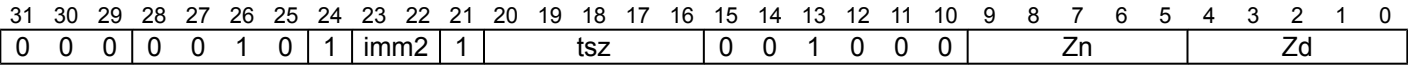
Copyright © 2010-2025 Arm Limited or its affiliates. All rights reserved. This document is Non-Confidential.

DUP (indexed)

Broadcast indexed element to vector (unpredicated)

Unconditionally broadcast the indexed source vector element into each element of the destination vector. This instruction is unpredicated.
The immediate element index is in the range of 0 to 63 (bytes), 31 (halfwords), 15 (words), 7 (doublewords) or 3 (quadwords). Selecting an element beyond the accessible vector length causes the destination vector to be set to zero.
This instruction is used by the alias [MOV \(SIMD&FP scalar, unpredicated\)](#).

SVE
(FEAT_SVE || FEAT_SME)



Encoding

DUP <Zd>.<T>, <Zn>.<T>[<imm>]

Decode for this encoding

```
if !IsFeatureImplemented(FEAT_SVE) && !IsFeatureImplemented(FEAT_SME) then
    EndOfDecode(Decode_UNDEF);
if tsz == '00000' then EndOfDecode(Decode_UNDEF);
constant integer lsb = LowestSetBit(tsz);
constant integer esize = 8 << lsb;
constant bits(7) imm = imm2:tsz;
constant integer index = UInt(imm<6:(lsb+1)>);
constant integer n = UInt(Zn);
constant integer d = UInt(Zd);
```

Assembler Symbols

<Zd> Is the name of the destination scalable vector register, encoded in the "Zd" field.

<T> Is the size specifier, encoded in “tsz”:

tsz	<T>
00000	RESERVED
xxxxx1	B
xxx10	H
xx100	S
x1000	D
10000	Q

<Zn> Is the name of the source scalable vector register, encoded in the "Zn" field.

<imm> Is the immediate index, in the range 0 to one less than the number of elements in 512 bits, encoded in "imm2:tsz".

Alias Conditions

Alias	Is preferred when
MOV (SIMD&FP scalar, unpredicated)	<code>BitCount(imm2:tsz) == 1</code>
MOV (SIMD&FP scalar, unpredicated)	<code>BitCount(imm2:tsz) > 1</code>

Operation

```
CheckSVEEnabled();  
constant integer VL = CurrentVL;  
constant integer elements = VL DIV esize;  
constant bits(VL) operand1 = if index < elements then Z[n, VL] else Zeros(VL);  
bits(VL) result;  
bits(esize) element;  
  
if index >= elements then  
    element = Zeros(esize);  
else  
    element = Elem[operand1, index, esize];  
result = Replicate(element, VL DIV esize);  
  
Z[d, VL] = result;
```

Operational information

If PSTATE.DIT is 1:

- The execution time of this instruction is independent of:
 - The values of the data supplied in any of its registers.
 - The values of the NZCV flags.
- The response of this instruction to asynchronous exceptions does not vary based on:
 - The values of the data supplied in any of its registers.
 - The values of the NZCV flags.

Internal version only: aarchmrs v2025-03_rel, pseudocode v2025-03_rel ; Build timestamp: 2025-03-21T17:41

Copyright © 2010-2025 Arm Limited or its affiliates. All rights reserved. This document is Non-Confidential.

DUP (scalar)

Broadcast general-purpose register to vector elements (unpredicated)

Unconditionally broadcast the general-purpose scalar source register into each element of the destination vector. This instruction is unpredicated. This instruction is used by the alias [MOV \(scalar, unpredicated\)](#).

SVE
(FEAT_SVE || FEAT_SME)

31	30	29	28	27	26	25	24	23	22	21	20	19	18	17	16	15	14	13	12	11	10	9	8	7	6	5	4	3	2	1	0
0	0	0	0	0	1	0	1	size	1	0	0	0	0	0	0	0	0	1	1	1	0	Rn					Zd				

Encoding

DUP <Zd>.<T>, <R><n|SP>

Decode for this encoding

```
if !IsFeatureImplemented(FEAT_SVE) && !IsFeatureImplemented(FEAT_SME) then
    EndOfDecode(Decode_UNDEF);
constant integer esize = 8 << UInt(size);
constant integer n = UInt(Rn);
constant integer d = UInt(Zd);
```

Assembler Symbols

<Zd> Is the name of the destination scalable vector register, encoded in the "Zd" field.

<T> Is the size specifier, encoded in "size":

size	<T>
00	B
01	H
10	S
11	D

<R> Is a width specifier, encoded in "size":

size	<R>
00	W
01	W
10	W
11	X

<n|SP> Is the number [0-30] of the general-purpose source register or the name SP (31), encoded in the "Rn" field.

Operation

```
CheckSVEEnabled();  
constant integer VL = CurrentVL;  
constant integer elements = VL DIV esize;  
bits(64) operand;  
if n == 31 then  
    operand = SP[64];  
else  
    operand = X[n, 64];  
bits(VL) result;  
  
for e = 0 to elements-1  
    Elem[result, e, esize] = operand<esize-1:0>;  
  
Z[d, VL] = result;
```

Operational information

If PSTATE.DIT is 1:

- The execution time of this instruction is independent of:
 - The values of the data supplied in any of its registers.
 - The values of the NZCV flags.
- The response of this instruction to asynchronous exceptions does not vary based on:
 - The values of the data supplied in any of its registers.
 - The values of the NZCV flags.

Internal version only: aarchmrs v2025-03_rel, pseudocode v2025-03_rel ; Build timestamp: 2025-03-21T17:41

Copyright © 2010-2025 Arm Limited or its affiliates. All rights reserved. This document is Non-Confidential.

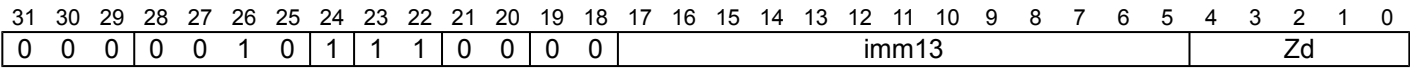
DUPM

Broadcast logical bitmask immediate to vector (unpredicated)

Unconditionally broadcast the logical bitmask immediate into each element of the destination vector. This instruction is unpredicated. The immediate is a 64-bit value consisting of a single run of ones or zeros repeating every 2, 4, 8, 16, 32 or 64 bits.

This instruction is used by the alias [MOV](#).

SVE
(FEAT_SVE || FEAT_SME)



Encoding

DUPM <Zd>.<T>, #<const>

Decode for this encoding

```
if !IsFeatureImplemented(FEAT_SVE) && !IsFeatureImplemented(FEAT_SME) then
    EndOfDecode(Decode_UNDEF);
constant integer esize = 64;
constant integer d = UInt(Zd);
bits(esize) imm;
(imm, -) = DecodeBitMasks(imm13<12>, imm13<5:0>, imm13<11:6>, TRUE, esize);
```

Assembler Symbols

<Zd> Is the name of the destination scalable vector register, encoded in the "Zd" field.

<T> Is the size specifier, encoded in "imm13":

imm13	<T>
0xxxxxx0xxxxx	S
0xxxxxx10xxxx	H
0xxxxxx110xxx	B
0xxxxxx1110xx	B
0xxxxxx11110x	B
0xxxxxx11111x	RESERVED
1xxxxxxxxxxxxx	D

<const> Is a 64, 32, 16 or 8-bit bitmask consisting of replicated 2, 4, 8, 16, 32 or 64 bit fields, each field containing a rotated run of non-zero bits, encoded in the "imm13" field.

Alias Conditions

Alias	Is preferred when
MOV	SVEMoveMaskPreferred(imm13)

Operation

```
CheckSVEEnabled();
constant integer VL = CurrentVL;
constant bits(VL) result = Replicate(imm, VL DIV esize);
Z[d, VL] = result;
```

Operational information

If PSTATE.DIT is 1:

- The execution time of this instruction is independent of:
 - The values of the data supplied in any of its registers.
 - The values of the NZCV flags.
- The response of this instruction to asynchronous exceptions does not vary based on:
 - The values of the data supplied in any of its registers.
 - The values of the NZCV flags.

Internal version only: aarchmrs v2025-03_rel, pseudocode v2025-03_rel ; Build timestamp: 2025-03-21T17:41

Copyright © 2010-2025 Arm Limited or its affiliates. All rights reserved. This document is Non-Confidential.

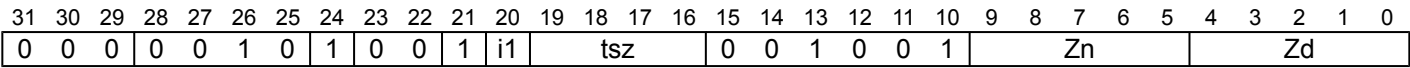
DUPQ

Broadcast indexed element within each quadword vector segment (unpredicated)

Unconditionally broadcast the indexed element within each 128-bit source vector segment to all elements of the corresponding destination vector segment. This instruction is unpredicated.

The immediate element index is in the range of 0 to 15 (bytes), 7 (halfwords), 3 (words) or 1 (doublewords).

SVE2
(FEAT_SVE2p1 || FEAT_SME2p1)



Encoding

DUPQ <Zd>.<T>, <Zn>.<T>[<imm>]

Decode for this encoding

```
if !IsFeatureImplemented(FEAT_SVE2p1) && !IsFeatureImplemented(FEAT_SME2p1) then
    EndOfDecode(Decode_UNDEF);
if tsz == '0000' then EndOfDecode(Decode_UNDEF);
constant integer lsb = LowestSetBit(tsz);
constant integer esize = 8 << lsb;
constant bits(5) imm = i1:tsz;
constant integer index = UInt(imm<4:(lsb+1)>);
constant integer n = UInt(Zn);
constant integer d = UInt(Zd);
```

Assembler Symbols

- <Zd>

Is the name of the destination scalable vector register, encoded in the "Zd" field.
- <T>

Is the size specifier, encoded in “tsz”:

tsz	<T>
0000	RESERVED
xxx1	B
xx10	H
x100	S
1000	D
- <Zn>

Is the name of the source scalable vector register, encoded in the "Zn" field.
- <imm>

Is the immediate index, in the range 0 to one less than the number of elements in 128 bits, encoded in "i1:tsz".

Operation

```
CheckSVEEnabled();
constant integer VL = CurrentVL;
constant integer segments = VL DIV 128;
constant integer elements = 128 DIV esize;
constant bits(VL) operand = Z[n, VL];
bits(VL) result;
bits(esize) element;

for s = 0 to segments-1
    element = Elem[operand, s * elements + index, esize];
    Elem[result, s, 128] = Replicate(element, 128 DIV esize);

Z[d, VL] = result;
```

Operational information

If PSTATE.DIT is 1:

- The execution time of this instruction is independent of:
 - The values of the data supplied in any of its registers.
 - The values of the NZCV flags.
- The response of this instruction to asynchronous exceptions does not vary based on:
 - The values of the data supplied in any of its registers.
 - The values of the NZCV flags.

Internal version only: aarchmrs v2025-03_rel, pseudocode v2025-03_rel ; Build timestamp: 2025-03-21T17:41

Copyright © 2010-2025 Arm Limited or its affiliates. All rights reserved. This document is Non-Confidential.

EON

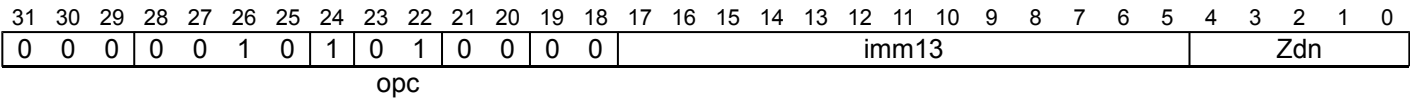
Bitwise exclusive-OR with inverted immediate (unpredicated)

Bitwise exclusive-OR an inverted immediate with each 64-bit element of the source vector, and destructively place the results in the corresponding elements of the source vector. The immediate is a 64-bit value consisting of a single run of ones or zeros repeating every 2, 4, 8, 16, 32 or 64 bits. This instruction is unpredicated.

This is a pseudo-instruction of [EOR \(immediate\)](#). This means:

- The encodings in this description are named to match the encodings of [EOR \(immediate\)](#).
- The assembler syntax is used only for assembly, and is not used on disassembly.
- The description of [EOR \(immediate\)](#) gives the operational pseudocode, any CONSTRAINED UNPREDICTABLE behavior, and any operational information for this instruction.

SVE
(FEAT_SVE || FEAT_SME)



Encoding

EON <Zdn>.<T>, <Zdn>.<T>, #<const>

is equivalent to

EOR <Zdn>.<T>, <Zdn>.<T>, #(-<const> - 1)

Assembler Symbols

<Zdn> Is the name of the source and destination scalable vector register, encoded in the "Zdn" field.

<T> Is the size specifier, encoded in "imm13":

imm13	<T>
0xxxxxx0xxxxx	S
0xxxxxx10xxxx	H
0xxxxxx110xxx	B
0xxxxxx1110xx	B
0xxxxxx11110x	B
0xxxxxx11111x	RESERVED
1xxxxxxxxxxxxx	D

<const> Is a 64, 32, 16 or 8-bit bitmask consisting of replicated 2, 4, 8, 16, 32 or 64 bit fields, each field containing a rotated run of non-zero bits, encoded in the "imm13" field.

Operation

The description of [EOR \(immediate\)](#) gives the operational pseudocode for this instruction.

Operational information

- If PSTATE.DIT is 1:
- The execution time of this instruction is independent of:
 - The values of the data supplied in any of its registers.
 - The values of the NZCV flags.
 - The response of this instruction to asynchronous exceptions does not vary based on:
 - The values of the data supplied in any of its registers.
 - The values of the NZCV flags.

This instruction might be immediately preceded in program order by a `MOVPRFX` instruction. The `MOVPRFX` must conform to all of the following requirements, otherwise the behavior of the `MOVPRFX` and this instruction is **CONSTRAINED UNPREDICTABLE**:

- The `MOVPRFX` must be unpredicated.
- The `MOVPRFX` must specify the same destination register as this instruction.
- The destination register must not refer to architectural register state referenced by any other source operand register of this instruction.

Internal version only: aarchmrs v2025-03_rel, pseudocode v2025-03_rel ; Build timestamp: 2025-03-21T17:41

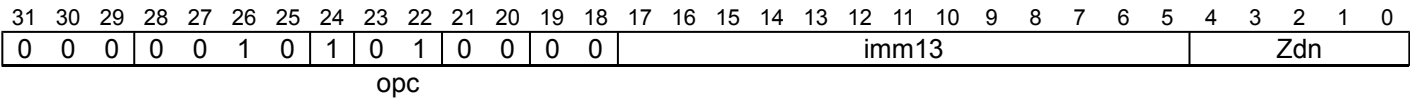
Copyright © 2010-2025 Arm Limited or its affiliates. All rights reserved. This document is Non-Confidential.

EOR (immediate)

Bitwise exclusive-OR with immediate (unpredicated)

Bitwise exclusive-OR an immediate with each 64-bit element of the source vector, and destructively place the results in the corresponding elements of the source vector. The immediate is a 64-bit value consisting of a single run of ones or zeros repeating every 2, 4, 8, 16, 32 or 64 bits. This instruction is unpredicated.
This instruction is used by the pseudo-instruction [EON](#).

SVE
(FEAT_SVE || FEAT_SME)



Encoding

EOR <Zdn>.<T>, <Zdn>.<T>, #<const>

Decode for this encoding

```
if !IsFeatureImplemented(FEAT_SVE) && !IsFeatureImplemented(FEAT_SME) then
    EndOfDecode(Decode_UNDEF);
constant integer dn = UInt(Zdn);
bits(64) imm;
(imm, -) = DecodeBitMasks(imm13<12>, imm13<5:0>, imm13<11:6>, TRUE, 64);
```

Assembler Symbols

- <Zdn> Is the name of the source and destination scalable vector register, encoded in the "Zdn" field.
- <T> Is the size specifier, encoded in "imm13":

imm13	<T>
0xxxxxx0xxxxx	S
0xxxxxx10xxxx	H
0xxxxxx110xxx	B
0xxxxxx1110xx	B
0xxxxxx11110x	B
0xxxxxx11111x	RESERVED
1xxxxxxxxxxxxx	D
- <const> Is a 64, 32, 16 or 8-bit bitmask consisting of replicated 2, 4, 8, 16, 32 or 64 bit fields, each field containing a rotated run of non-zero bits, encoded in the "imm13" field.

Operation

```
CheckSVEEnabled();
constant integer VL = CurrentVL;
constant integer elements = VL DIV 64;
constant bits(VL) operand = Z[dn, VL];
bits(VL) result;

for e = 0 to elements-1
    constant bits(64) element1 = Elem[operand, e, 64];
    Elem[result, e, 64] = element1 EOR imm;

Z[dn, VL] = result;
```

Operational information

If PSTATE.DIT is 1:

- The execution time of this instruction is independent of:
 - The values of the data supplied in any of its registers.
 - The values of the NZCV flags.
- The response of this instruction to asynchronous exceptions does not vary based on:
 - The values of the data supplied in any of its registers.
 - The values of the NZCV flags.

This instruction might be immediately preceded in program order by a `MOVPRFX` instruction. The `MOVPRFX` must conform to all of the following requirements, otherwise the behavior of the `MOVPRFX` and this instruction is **CONSTRAINED UNPREDICTABLE**:

- The `MOVPRFX` must be unpredicated.
- The `MOVPRFX` must specify the same destination register as this instruction.
- The destination register must not refer to architectural register state referenced by any other source operand register of this instruction.

Internal version only: aarchmrs v2025-03_rel, pseudocode v2025-03_rel ; Build timestamp: 2025-03-21T17:41

Copyright © 2010-2025 Arm Limited or its affiliates. All rights reserved. This document is Non-Confidential.

EOR (predicates)

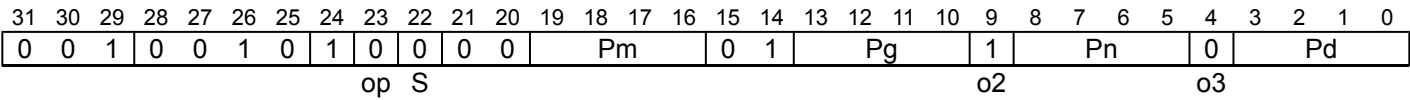
Bitwise exclusive-OR predicates

Bitwise exclusive-OR active elements of the second source predicate with corresponding elements of the first source predicate and place the results in the corresponding elements of the destination predicate. Inactive elements in the destination predicate register are set to zero. Does not set the condition flags.

This instruction is used by the alias [NOT \(predicate\)](#).

Not setting the condition flags

(FEAT_SVE || FEAT_SME)



Encoding

EOR <Pd>.B, <Pg>/Z, <Pn>.B, <Pm>.B

Decode for this encoding

```
if !IsFeatureImplemented(FEAT_SVE) && !IsFeatureImplemented(FEAT_SME) then
    EndOfDecode(Decode_UNDEF);
constant integer esize = 8;
constant integer g = UInt(Pg);
constant integer n = UInt(Pn);
constant integer m = UInt(Pm);
constant integer d = UInt(Pd);
constant boolean setflags = FALSE;
```

Assembler Symbols

- <Pd> Is the name of the destination scalable predicate register, encoded in the "Pd" field.
- <Pg> Is the name of the governing scalable predicate register, encoded in the "Pg" field.
- <Pn> Is the name of the first source scalable predicate register, encoded in the "Pn" field.
- <Pm> Is the name of the second source scalable predicate register, encoded in the "Pm" field.

Alias Conditions

Alias	Is preferred when
NOT (predicate)	Pm == Pg

Operation

```
CheckSVEEnabled();
constant integer VL = CurrentVL;
constant integer PL = VL DIV 8;
constant integer elements = VL DIV esize;
constant bits(PL) mask = P[g, PL];
constant bits(PL) operand1 = P[n, PL];
constant bits(PL) operand2 = P[m, PL];
bits(PL) result;
constant integer psize = esize DIV 8;

for e = 0 to elements-1
    constant bit element1 = PredicateElement(operand1, e, esize);
    constant bit element2 = PredicateElement(operand2, e, esize);
    if ActivePredicateElement(mask, e, esize) then
        Elem[result, e, psize] = ZeroExtend(element1 EOR element2, psize);
    else
        Elem[result, e, psize] = ZeroExtend('0', psize);

if setflags then
    PSTATE.<N,Z,C,V> = PredTest(mask, result, esize);
P[d, PL] = result;
```

Operational information

If PSTATE.DIT is 1:

- The execution time of this instruction is independent of:
 - The values of the data supplied in any of its operand registers when its governing predicate register contains the same value for each execution.
 - The values of the NZCV flags.
- The response of this instruction to asynchronous exceptions does not vary based on:
 - The values of the data supplied in any of its operand registers when its governing predicate register contains the same value for each execution.
 - The values of the NZCV flags.

Internal version only: aarchmrs v2025-03_rel, pseudocode v2025-03_rel ; Build timestamp: 2025-03-21T17:41

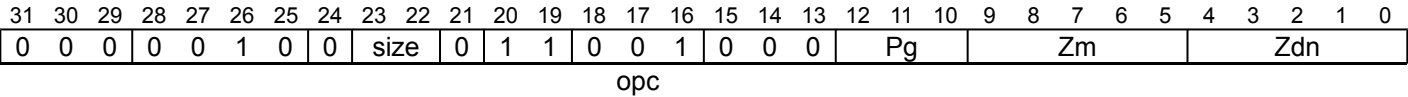
Copyright © 2010-2025 Arm Limited or its affiliates. All rights reserved. This document is Non-Confidential.

EOR (vectors, predicated)

Bitwise exclusive-OR vectors (predicated)

Bitwise exclusive-OR active elements of the second source vector with corresponding elements of the first source vector and destructively place the results in the corresponding elements of the first source vector. Inactive elements in the destination vector register remain unmodified.

SVE (FEAT_SVE || FEAT_SME)



Encoding

EOR <Zdn>.<T>, <Pg>/M, <Zdn>.<T>, <Zm>.<T>

Decode for this encoding

```
if !IsFeatureImplemented(FEAT_SVE) && !IsFeatureImplemented(FEAT_SME) then
    EndOfDecode(Decode_UNDEF);
constant integer esize = 8 << UInt(size);
constant integer g = UInt(Pg);
constant integer dn = UInt(Zdn);
constant integer m = UInt(Zm);
```

Assembler Symbols

<Zdn> Is the name of the first source and destination scalable vector register, encoded in the "Zdn" field.

<T> Is the size specifier, encoded in "size":

size	<T>
00	B
01	H
10	S
11	D

<Pg> Is the name of the governing scalable predicate register P0-P7, encoded in the "Pg" field.

<Zm> Is the name of the second source scalable vector register, encoded in the "Zm" field.

Operation

```
CheckSVEEnabled();
constant integer VL = CurrentVL;
constant integer PL = VL DIV 8;
constant integer elements = VL DIV esize;
constant bits(PL) mask = P[g, PL];
constant bits(VL) operand1 = Z[dn, VL];
constant bits(VL) operand2 = if AnyActiveElement(mask, esize) then Z[m, VL] else Zeros(VL);
bits(VL) result;

for e = 0 to elements-1
    constant bits(esize) element1 = Elem[operand1, e, esize];
    constant bits(esize) element2 = Elem[operand2, e, esize];
    if ActivePredicateElement(mask, e, esize) then
        Elem[result, e, esize] = element1 EOR element2;
    else
        Elem[result, e, esize] = Elem[operand1, e, esize];

Z[dn, VL] = result;
```

Operational information

If PSTATE.DIT is 1:

- The execution time of this instruction is independent of:
 - The values of the data supplied in any of its operand registers when its governing predicate register contains the same value for each execution.
 - The values of the NZCV flags.
- The response of this instruction to asynchronous exceptions does not vary based on:
 - The values of the data supplied in any of its operand registers when its governing predicate register contains the same value for each execution.
 - The values of the NZCV flags.

This instruction might be immediately preceded in program order by a MOVPRFX instruction. The MOVPRFX must conform to all of the following requirements, otherwise the behavior of the MOVPRFX and this instruction is CONSTRAINED UNPREDICTABLE:

- The MOVPRFX can be predicated or unpredicated.
- A predicated MOVPRFX must use the same governing predicate register as this instruction.
- A predicated MOVPRFX must use the larger of the destination element size and first source element size in the preferred disassembly of this instruction.
- The MOVPRFX must specify the same destination register as this instruction.
- The destination register must not refer to architectural register state referenced by any other source operand register of this instruction.

Internal version only: aarchmrs v2025-03_rel, pseudocode v2025-03_rel ; Build timestamp: 2025-03-21T17:41

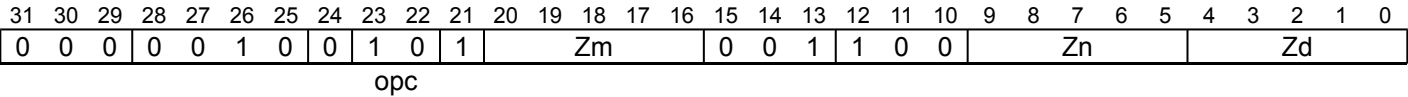
Copyright © 2010-2025 Arm Limited or its affiliates. All rights reserved. This document is Non-Confidential.

EOR (vectors, unpredicated)

Bitwise exclusive-OR vectors (unpredicated)

Bitwise exclusive-OR all elements of the second source vector with corresponding elements of the first source vector and place the results in the corresponding elements of the destination vector. This instruction is unpredicated.

SVE (FEAT_SVE || FEAT_SME)



Encoding

EOR <Zd>.D, <Zn>.D, <Zm>.D

Decode for this encoding

```
if !IsFeatureImplemented(FEAT_SVE) && !IsFeatureImplemented(FEAT_SME) then
    EndOfDecode(Decode_UNDEF);
constant integer n = UInt(Zn);
constant integer m = UInt(Zm);
constant integer d = UInt(Zd);
```

Assembler Symbols

- <Zd> Is the name of the destination scalable vector register, encoded in the "Zd" field.
- <Zn> Is the name of the first source scalable vector register, encoded in the "Zn" field.
- <Zm> Is the name of the second source scalable vector register, encoded in the "Zm" field.

Operation

```
CheckSVEEnabled();
constant integer VL = CurrentVL;
constant bits(VL) operand1 = Z[n, VL];
constant bits(VL) operand2 = Z[m, VL];

Z[d, VL] = operand1 EOR operand2;
```

Operational information

- If PSTATE.DIT is 1:
- The execution time of this instruction is independent of:
 - The values of the data supplied in any of its registers.
 - The values of the NZCV flags.
 - The response of this instruction to asynchronous exceptions does not vary based on:
 - The values of the data supplied in any of its registers.
 - The values of the NZCV flags.

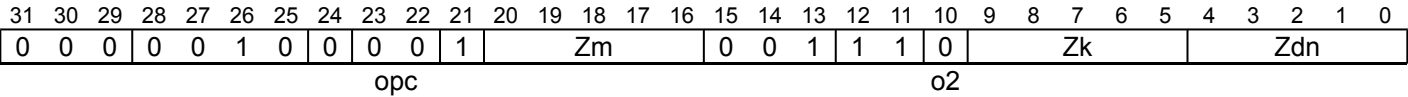
EOR3

Bitwise exclusive-OR of three vectors

Bitwise exclusive-OR the corresponding elements of all three source vectors, and destructively place the results in the corresponding elements of the destination and first source vector. This instruction is unpredicated.

SVE2

(FEAT_SVE2 || FEAT_SME)



Encoding

EOR3 <Zdn>.D, <Zdn>.D, <Zm>.D, <Zk>.D

Decode for this encoding

```
if !IsFeatureImplemented(FEAT_SVE2) && !IsFeatureImplemented(FEAT_SME) then
    EndOfDecode(Decode_UNDEF);
constant integer m = UInt(Zm);
constant integer k = UInt(Zk);
constant integer dn = UInt(Zdn);
```

Assembler Symbols

- <Zdn> Is the name of the first source and destination scalable vector register, encoded in the "Zdn" field.
- <Zm> Is the name of the second source scalable vector register, encoded in the "Zm" field.
- <Zk> Is the name of the third source scalable vector register, encoded in the "Zk" field.

Operation

```
CheckSVEEnabled();
constant integer VL = CurrentVL;
constant bits(VL) operand1 = Z[dn, VL];
constant bits(VL) operand2 = Z[m, VL];
constant bits(VL) operand3 = Z[k, VL];

Z[dn, VL] = operand1 EOR operand2 EOR operand3;
```

Operational information

- If PSTATE.DIT is 1:
- The execution time of this instruction is independent of:
 - The values of the data supplied in any of its registers.
 - The values of the NZCV flags.
 - The response of this instruction to asynchronous exceptions does not vary based on:
 - The values of the data supplied in any of its registers.
 - The values of the NZCV flags.

This instruction might be immediately preceded in program order by a MOVPRFX instruction. The MOVPRFX must conform to all of the following requirements, otherwise the behavior of the MOVPRFX and this instruction is CONSTRAINED UNPREDICTABLE:

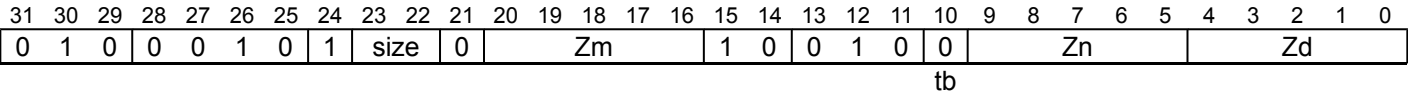
- The MOVPRFX must be unpredicated.
- The MOVPRFX must specify the same destination register as this instruction.
- The destination register must not refer to architectural register state referenced by any other source operand register of this instruction.

EORBT

Interleaving exclusive-OR (bottom, top)

Interleaving exclusive-OR between the even-numbered elements of the first source vector register and the odd-numbered elements of the second source vector register, placing the result in the even-numbered elements of the destination vector, leaving the odd-numbered elements unchanged. This instruction is unpredicated.

SVE2 (FEAT_SVE2 || FEAT_SME)



Encoding

EORBT <Zd>.<T>, <Zn>.<T>, <Zm>.<T>

Decode for this encoding

```
if !IsFeatureImplemented(FEAT_SVE2) && !IsFeatureImplemented(FEAT_SME) then
  EndOfDecode(Decode_UNDEF);
constant integer esize = 8 << UInt(size);
constant integer n = UInt(Zn);
constant integer m = UInt(Zm);
constant integer d = UInt(Zd);
constant integer sel1 = 0;
constant integer sel2 = 1;
```

Assembler Symbols

<Zd> Is the name of the destination scalable vector register, encoded in the "Zd" field.

<T> Is the size specifier, encoded in "size":

size	<T>
00	B
01	H
10	S
11	D

<Zn> Is the name of the first source scalable vector register, encoded in the "Zn" field.

<Zm> Is the name of the second source scalable vector register, encoded in the "Zm" field.

Operation

```
CheckSVEEnabled();
constant integer VL = CurrentVL;
constant integer elements = VL DIV (2 * esize);
constant bits(VL) operand1 = Z[n, VL];
constant bits(VL) operand2 = Z[m, VL];
bits(VL) result = Z[d, VL];

for e = 0 to elements-1
  constant bits(esize) element1 = Elem[operand1, 2*e + sel1, esize];
  constant bits(esize) element2 = Elem[operand2, 2*e + sel2, esize];
  Elem[result, 2*e + sel1, esize] = element1 EOR element2;

Z[d, VL] = result;
```

Operational information

If PSTATE.DIT is 1:

- The execution time of this instruction is independent of:
 - The values of the data supplied in any of its registers.
 - The values of the NZCV flags.
- The response of this instruction to asynchronous exceptions does not vary based on:
 - The values of the data supplied in any of its registers.
 - The values of the NZCV flags.

This instruction might be immediately preceded in program order by a `MOVPRFX` instruction. The `MOVPRFX` must conform to all of the following requirements, otherwise the behavior of the `MOVPRFX` and this instruction is **CONSTRAINED UNPREDICTABLE**:

- The `MOVPRFX` must be unpredicated.
- The `MOVPRFX` must specify the same destination register as this instruction.
- The destination register must not refer to architectural register state referenced by any other source operand register of this instruction.

Internal version only: aarchmrs v2025-03_rel, pseudocode v2025-03_rel ; Build timestamp: 2025-03-21T17:41

Copyright © 2010-2025 Arm Limited or its affiliates. All rights reserved. This document is Non-Confidential.

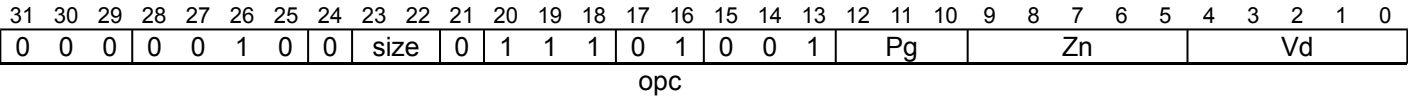
EORQV

Bitwise exclusive-OR reduction of quadword vector segments

Bitwise exclusive-OR of the same element numbers from each 128-bit source vector segment, placing each result into the corresponding element number of the 128-bit SIMD&FP destination register. Inactive elements in the source vector are treated as all zeros.

SVE2

(FEAT_SVE2p1 || FEAT_SME2p1)



Encoding

EORQV <Vd>.<T>, <Pg>, <Zn>.<Tb>

Decode for this encoding

```
if !IsFeatureImplemented(FEAT_SVE2p1) && !IsFeatureImplemented(FEAT_SME2p1) then
    EndOfDecode(Decode_UNDEF);
constant integer esize = 8 << UInt(size);
constant integer g = UInt(Pg);
constant integer n = UInt(Zn);
constant integer d = UInt(Vd);
```

Assembler Symbols

<Vd> Is the name of the destination SIMD&FP register, encoded in the "Vd" field.

<T> Is an arrangement specifier, encoded in “size”:

size	<T>
00	16B
01	8H
10	4S
11	2D

<Pg> Is the name of the governing scalable predicate register P0-P7, encoded in the "Pg" field.

<Zn> Is the name of the source scalable vector register, encoded in the "Zn" field.

<Tb> Is the size specifier, encoded in “size”:

size	<Tb>
00	B
01	H
10	S
11	D

Operation

```
CheckSVEEnabled();
constant integer VL = CurrentVL;
constant integer PL = VL DIV 8;
constant integer segments = VL DIV 128;
constant integer elemperssegment = 128 DIV esize;
constant bits(PL) mask = P[g, PL];
constant bits(VL) operand = if AnyActiveElement(mask, esize) then Z[n, VL] else Zeros(VL);
bits(128) result = Zeros(128);
bits(128) stmp = Zeros(128);

bits(esize) dtmp;

for e = 0 to elemperssegment-1
    dtmp = Zeros(esize);
    for s = 0 to segments-1
        if ActivePredicateElement(mask, s * elemperssegment + e, esize) then
            stmp = Elem[operand, s, 128];
            dtmp = dtmp EOR Elem[stmp, e, esize];
        Elem[result, e, esize] = dtmp<esize-1:0>;

V[d, 128] = result;
```

Operational information

If PSTATE.DIT is 1:

- The execution time of this instruction is independent of:
 - The values of the data supplied in any of its operand registers when its governing predicate register contains the same value for each execution.
 - The values of the NZCV flags.
- The response of this instruction to asynchronous exceptions does not vary based on:
 - The values of the data supplied in any of its operand registers when its governing predicate register contains the same value for each execution.
 - The values of the NZCV flags.

Internal version only: aarchmrs v2025-03_rel, pseudocode v2025-03_rel ; Build timestamp: 2025-03-21T17:41

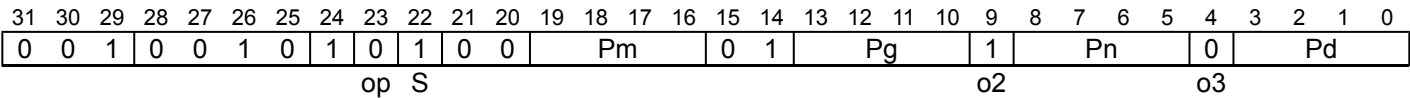
Copyright © 2010-2025 Arm Limited or its affiliates. All rights reserved. This document is Non-Confidential.

EORS

Bitwise exclusive-OR predicates, setting the condition flags

Bitwise exclusive-OR active elements of the second source predicate with corresponding elements of the first source predicate and place the results in the corresponding elements of the destination predicate. Inactive elements in the destination predicate register are set to zero. Sets the First (N), None (Z), !Last (C) condition flags based on the predicate result, and the V flag to zero. This instruction is used by the alias [NOTS](#).

Setting the condition flags (FEAT_SVE || FEAT_SME)



Encoding

EORS <Pd>.B, <Pg>/Z, <Pn>.B, <Pm>.B

Decode for this encoding

```
if !IsFeatureImplemented(FEAT_SVE) && !IsFeatureImplemented(FEAT_SME) then
    EndOfDecode(Decode_UNDEF);
constant integer esize = 8;
constant integer g = UInt(Pg);
constant integer n = UInt(Pn);
constant integer m = UInt(Pm);
constant integer d = UInt(Pd);
constant boolean setflags = TRUE;
```

Assembler Symbols

- <Pd> Is the name of the destination scalable predicate register, encoded in the "Pd" field.
- <Pg> Is the name of the governing scalable predicate register, encoded in the "Pg" field.
- <Pn> Is the name of the first source scalable predicate register, encoded in the "Pn" field.
- <Pm> Is the name of the second source scalable predicate register, encoded in the "Pm" field.

Alias Conditions

Alias	Is preferred when
NOTS	Pm == Pg

Operation

```
CheckSVEEnabled();
constant integer VL = CurrentVL;
constant integer PL = VL DIV 8;
constant integer elements = VL DIV esize;
constant bits(PL) mask = P[g, PL];
constant bits(PL) operand1 = P[n, PL];
constant bits(PL) operand2 = P[m, PL];
bits(PL) result;
constant integer psize = esize DIV 8;

for e = 0 to elements-1
    constant bit element1 = PredicateElement(operand1, e, esize);
    constant bit element2 = PredicateElement(operand2, e, esize);
    if ActivePredicateElement(mask, e, esize) then
        Elem[result, e, psize] = ZeroExtend(element1 EOR element2, psize);
    else
        Elem[result, e, psize] = ZeroExtend('0', psize);

if setflags then
    PSTATE.<N,Z,C,V> = PredTest(mask, result, esize);
P[d, PL] = result;
```

Operational information

If PSTATE.DIT is 1:

- The execution time of this instruction is independent of:
 - The values of the data supplied in any of its operand registers when its governing predicate register contains the same value for each execution.
 - The values of the NZCV flags.
- The response of this instruction to asynchronous exceptions does not vary based on:
 - The values of the data supplied in any of its operand registers when its governing predicate register contains the same value for each execution.
 - The values of the NZCV flags.

If FEAT_SME is implemented and the PE is in Streaming SVE mode, then any subsequent instruction which is dependent on the NZCV condition flags written by this instruction might be significantly delayed.

Internal version only: aarchmrs v2025-03_rel, pseudocode v2025-03_rel ; Build timestamp: 2025-03-21T17:41

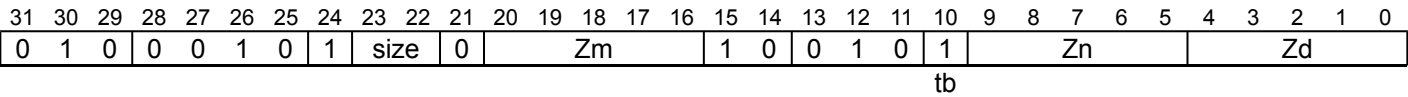
Copyright © 2010-2025 Arm Limited or its affiliates. All rights reserved. This document is Non-Confidential.

EORTB

Interleaving exclusive-OR (top, bottom)

Interleaving exclusive-OR between the odd-numbered elements of the first source vector register and the even-numbered elements of the second source vector register, placing the result in the odd-numbered elements of the destination vector, leaving the even-numbered elements unchanged. This instruction is unpredicated.

SVE2
(FEAT_SVE2 || FEAT_SME)



Encoding

EORTB <Zd>.<T>, <Zn>.<T>, <Zm>.<T>

Decode for this encoding

```
if !IsFeatureImplemented(FEAT_SVE2) && !IsFeatureImplemented(FEAT_SME) then
    EndOfDecode(Decode_UNDEF);
constant integer esize = 8 << UInt(size);
constant integer n = UInt(Zn);
constant integer m = UInt(Zm);
constant integer d = UInt(Zd);
constant integer sel1 = 1;
constant integer sel2 = 0;
```

Assembler Symbols

<Zd> Is the name of the destination scalable vector register, encoded in the "Zd" field.

<T> Is the size specifier, encoded in "size":

size	<T>
00	B
01	H
10	S
11	D

<Zn> Is the name of the first source scalable vector register, encoded in the "Zn" field.

<Zm> Is the name of the second source scalable vector register, encoded in the "Zm" field.

Operation

```
CheckSVEEnabled();
constant integer VL = CurrentVL;
constant integer elements = VL DIV (2 * esize);
constant bits(VL) operand1 = Z[n, VL];
constant bits(VL) operand2 = Z[m, VL];
bits(VL) result = Z[d, VL];

for e = 0 to elements-1
    constant bits(esize) element1 = Elem[operand1, 2*e + sel1, esize];
    constant bits(esize) element2 = Elem[operand2, 2*e + sel2, esize];
    Elem[result, 2*e + sel1, esize] = element1 EOR element2;

Z[d, VL] = result;
```

Operational information

If PSTATE.DIT is 1:

- The execution time of this instruction is independent of:
 - The values of the data supplied in any of its registers.
 - The values of the NZCV flags.
- The response of this instruction to asynchronous exceptions does not vary based on:
 - The values of the data supplied in any of its registers.
 - The values of the NZCV flags.

This instruction might be immediately preceded in program order by a `MOVPRFX` instruction. The `MOVPRFX` must conform to all of the following requirements, otherwise the behavior of the `MOVPRFX` and this instruction is **CONSTRAINED UNPREDICTABLE**:

- The `MOVPRFX` must be unpredicated.
- The `MOVPRFX` must specify the same destination register as this instruction.
- The destination register must not refer to architectural register state referenced by any other source operand register of this instruction.

Internal version only: aarchmrs v2025-03_rel, pseudocode v2025-03_rel ; Build timestamp: 2025-03-21T17:41

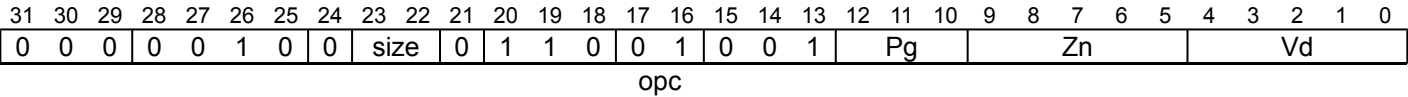
Copyright © 2010-2025 Arm Limited or its affiliates. All rights reserved. This document is Non-Confidential.

EORV

Bitwise exclusive-OR reduction to scalar

Bitwise exclusive-OR horizontally across all lanes of a vector, and place the result in the SIMD&FP scalar destination register. Inactive elements in the source vector are treated as zero.

SVE (FEAT_SVE || FEAT_SME)



Encoding

EORV <V><d>, <Pg>, <Zn>.<T>

Decode for this encoding

```
if !IsFeatureImplemented(FEAT_SVE) && !IsFeatureImplemented(FEAT_SME) then
    EndOfDecode(Decode_UNDEF);
constant integer esize = 8 << UInt(size);
constant integer g = UInt(Pg);
constant integer n = UInt(Zn);
constant integer d = UInt(Vd);
```

Assembler Symbols

<V> Is a width specifier, encoded in “size”:

size	<V>
00	B
01	H
10	S
11	D

<d> Is the number [0-31] of the destination SIMD&FP register, encoded in the "Vd" field.

<Pg> Is the name of the governing scalable predicate register P0-P7, encoded in the "Pg" field.

<Zn> Is the name of the source scalable vector register, encoded in the "Zn" field.

<T> Is the size specifier, encoded in “size”:

size	<T>
00	B
01	H
10	S
11	D

Operation

```
CheckSVEEnabled();
constant integer VL = CurrentVL;
constant integer PL = VL DIV 8;
constant integer elements = VL DIV esize;
constant bits(PL) mask = P[g, PL];
constant bits(VL) operand = if AnyActiveElement(mask, esize) then Z[n, VL] else Zeros(VL);
bits(esize) result = Zeros(esize);

for e = 0 to elements-1
    if ActivePredicateElement(mask, e, esize) then
        result = result EOR Elem[operand, e, esize];

V[d, esize] = result;
```

Operational information

If PSTATE.DIT is 1:

- The execution time of this instruction is independent of:
 - The values of the data supplied in any of its operand registers when its governing predicate register contains the same value for each execution.
 - The values of the NZCV flags.
- The response of this instruction to asynchronous exceptions does not vary based on:
 - The values of the data supplied in any of its operand registers when its governing predicate register contains the same value for each execution.
 - The values of the NZCV flags.

Internal version only: aarchmrs v2025-03_rel, pseudocode v2025-03_rel ; Build timestamp: 2025-03-21T17:41

Copyright © 2010-2025 Arm Limited or its affiliates. All rights reserved. This document is Non-Confidential.

EXPAND

Copy lower-numbered vector elements to active elements

In order of increasing element number, unpack consecutive elements from the source vector into increasing active elements of the destination vector, setting any inactive elements to zero.
This instruction is illegal when executed in Streaming SVE mode, unless FEAT_SME_FA64 is implemented and enabled, or FEAT_SME2p2 is implemented.

SVE2
(FEAT_SVE2p2 || FEAT_SME2p2)

31	30	29	28	27	26	25	24	23	22	21	20	19	18	17	16	15	14	13	12	11	10	9	8	7	6	5	4	3	2	1	0
0	0	0	0	0	1	0	1	size	1	1	0	0	0	1	1	0	0	Pg			Zn				Zd						

Encoding

EXPAND <Zd>.<T>, <Pg>, <Zn>.<T>

Decode for this encoding

```
if !IsFeatureImplemented(FEAT_SVE2p2) && !IsFeatureImplemented(FEAT_SME2p2) then
    EndOfDecode(Decode_UNDEF);
constant integer esize = 8 << UInt(size);
constant integer g = UInt(Pg);
constant integer n = UInt(Zn);
constant integer d = UInt(Zd);
```

Assembler Symbols

<Zd> Is the name of the destination scalable vector register, encoded in the "Zd" field.

<T> Is the size specifier, encoded in "size":

size	<T>
00	B
01	H
10	S
11	D

<Pg> Is the name of the governing scalable predicate register P0-P7, encoded in the "Pg" field.

<Zn> Is the name of the source scalable vector register, encoded in the "Zn" field.

Operation

```
if IsFeatureImplemented(FEAT_SME2p2) then CheckSVEEnabled\(\); else CheckNonStreamingSVEEnabled\(\);
constant integer VL = CurrentVL;
constant integer PL = VL DIV 8;
constant integer elements = VL DIV esize;
constant bits(PL) mask = P[g, PL];
constant bits(VL) operand1 = if AnyActiveElement(mask, esize) then Z[n, VL] else Zeros(VL);
bits(VL) result;
integer x = 0;

for e = 0 to elements-1
    if ActivePredicateElement(mask, e, esize) then
        Elem[result, e, esize] = Elem[operand1, x, esize];
        x = x + 1;
    else
        Elem[result, e, esize] = Zeros(esize);

Z[d, VL] = result;
```

Internal version only: aarchmrs v2025-03_rel, pseudocode v2025-03_rel ; Build timestamp: 2025-03-21T17:41

Copyright © 2010-2025 Arm Limited or its affiliates. All rights reserved. This document is Non-Confidential.

EXT

Extract vector from pair of vectors

Copy the indexed byte up to the last byte of the first source vector to the bottom of the result vector, then fill the remainder of the result starting from the first byte of the second source vector. The result is placed destructively in the destination and first source vector, or constructively in the destination vector. This instruction is unpredicated.

An index that is greater than or equal to the vector length in bytes is treated as zero, resulting in the first source vector being copied to the result unchanged.

It has encodings from 2 classes: [Constructive](#) and [Destructive](#)

Constructive (FEAT_SVE2 || FEAT_SME)

31	30	29	28	27	26	25	24	23	22	21	20	19	18	17	16	15	14	13	12	11	10	9	8	7	6	5	4	3	2	1	0
0	0	0	0	0	1	0	1	0	1	1	imm8h				0	0	0	imm8l				Zn				Zd					

Encoding

EXT <Zd>.B, { <Zn1>.B, <Zn2>.B }, #<imm>

Decode for this encoding

```
if !IsFeatureImplemented(FEAT_SVE2) && !IsFeatureImplemented(FEAT_SME) then
    EndOfDecode(Decode_UNDEF);
constant integer esize = 8;
constant integer dst = UInt(Zd);
constant integer s1 = UInt(Zn);
constant integer s2 = (s1 + 1) MOD 32;
constant integer position = UInt(imm8h:imm8l) * 8;
```

Destructive (FEAT_SVE || FEAT_SME)

31	30	29	28	27	26	25	24	23	22	21	20	19	18	17	16	15	14	13	12	11	10	9	8	7	6	5	4	3	2	1	0
0	0	0	0	0	1	0	1	0	0	1	imm8h				0	0	0	imm8l				Zm				Zdn					

Encoding

EXT <Zdn>.B, <Zdn>.B, <Zm>.B, #<imm>

Decode for this encoding

```
if !IsFeatureImplemented(FEAT_SVE) && !IsFeatureImplemented(FEAT_SME) then
    EndOfDecode(Decode_UNDEF);
constant integer esize = 8;
constant integer dst = UInt(Zdn);
constant integer s1 = dst;
constant integer s2 = UInt(Zm);
constant integer position = UInt(imm8h:imm8l) * 8;
```

Assembler Symbols

- <Zd> Is the name of the destination scalable vector register, encoded in the "Zd" field.
- <Zn1> Is the name of the first scalable vector register of the source multi-vector group, encoded in the "Zn" field.
- <Zn2> Is the name of the second scalable vector register of the source multi-vector group, encoded in the "Zn" field.
- <imm> Is the unsigned immediate operand, in the range 0 to 255, encoded in the "imm8h:imm8l" fields.
- <Zdn> Is the name of the first source and destination scalable vector register, encoded in the "Zdn" field.

<Zm> Is the name of the second source scalable vector register, encoded in the "Zm" field.

Operation

```
CheckSVEEnabled();
constant integer VL = CurrentVL;
constant integer elements = VL DIV esize;
constant bits(VL) operand1 = Z[s1, VL];
constant bits(VL) operand2 = Z[s2, VL];
bits(VL) result;

constant bits(VL*2) concat = operand2 : operand1;

if position >= VL then
    result = concat<VL-1:0>;
else
    result = concat<(position+VL)-1:position>;

Z[dst, VL] = result;
```

Operational information

For the "Constructive" variant:

If PSTATE.DIT is 1:

- The execution time of this instruction is independent of:
 - The values of the data supplied in any of its registers.
 - The values of the NZCV flags.
- The response of this instruction to asynchronous exceptions does not vary based on:
 - The values of the data supplied in any of its registers.
 - The values of the NZCV flags.

For the "Destructive" variant:

If PSTATE.DIT is 1:

- The execution time of this instruction is independent of:
 - The values of the data supplied in any of its registers.
 - The values of the NZCV flags.
- The response of this instruction to asynchronous exceptions does not vary based on:
 - The values of the data supplied in any of its registers.
 - The values of the NZCV flags.

The destructive variant of this instruction might be immediately preceded in program order by a MOVPRFX instruction. The MOVPRFX must conform to all of the following requirements, otherwise the behavior of the MOVPRFX and the destructive variant of this instruction is CONSTRAINED UNPREDICTABLE:

- The MOVPRFX must be unpredicated.
- The MOVPRFX must specify the same destination register as this instruction.
- The destination register must not refer to architectural register state referenced by any other source operand register of this instruction.

Internal version only: aarchmrs v2025-03_rel, pseudocode v2025-03_rel ; Build timestamp: 2025-03-21T17:41

Copyright © 2010-2025 Arm Limited or its affiliates. All rights reserved. This document is Non-Confidential.

EXTQ

Extract vector segment from each pair of quadword vector segments

For each 128-bit vector segment of the result, copy the indexed byte up to and including the last byte of the corresponding first source vector segment to the bottom of the result segment, then fill the remainder of the result segment starting from the first byte of the corresponding second source vector segment. The result segments are destructively placed in the corresponding first source vector segment. This instruction is unpredicated.

SVE2 (FEAT_SVE2p1 || FEAT_SME2p1)

31	30	29	28	27	26	25	24	23	22	21	20	19	18	17	16	15	14	13	12	11	10	9	8	7	6	5	4	3	2	1	0
0	0	0	0	0	1	0	1	0	1	1	0	imm4				0	0	1	0	0	1	Zm				Zdn					

Encoding

EXTQ <Zdn>.B, <Zdn>.B, <Zm>.B, #<imm>

Decode for this encoding

```
if !IsFeatureImplemented(FEAT_SVE2p1) && !IsFeatureImplemented(FEAT_SME2p1) then
    EndOfDecode(Decode_UNDEF);
constant integer dn = UInt(Zdn);
constant integer m = UInt(Zm);
constant integer position = UInt(imm4) << 3;
```

Assembler Symbols

- <Zdn> Is the name of the first source and destination scalable vector register, encoded in the "Zdn" field.
- <Zm> Is the name of the second source scalable vector register, encoded in the "Zm" field.
- <imm> Is the unsigned immediate operand, in the range 0 to 15, encoded in the "imm4" field.

Operation

```
CheckSVEEnabled();
constant integer VL = CurrentVL;
constant integer segments = VL DIV 128;
constant bits(VL) operand1 = Z[dn, VL];
constant bits(VL) operand2 = Z[m, VL];
bits(VL) result;

for s = 0 to segments-1
    constant bits(256) concat = Elem[operand2, s, 128] : Elem[operand1, s, 128];
    Elem[result, s, 128] = concat<position+127:position>;

Z[dn, VL] = result;
```

Operational information

- If PSTATE.DIT is 1:
- The execution time of this instruction is independent of:
 - The values of the data supplied in any of its registers.
 - The values of the NZCV flags.
 - The response of this instruction to asynchronous exceptions does not vary based on:
 - The values of the data supplied in any of its registers.
 - The values of the NZCV flags.

This instruction might be immediately preceded in program order by a MOVPRFX instruction. The MOVPRFX must conform to all of the following requirements, otherwise the behavior of the MOVPRFX and this instruction is CONSTRAINED UNPREDICTABLE:

- The MOVPRFX must be unpredicated.
- The MOVPRFX must specify the same destination register as this instruction.

- The destination register must not refer to architectural register state referenced by any other source operand register of this instruction.

Internal version only: aarchmrs v2025-03_rel, pseudocode v2025-03_rel ; Build timestamp: 2025-03-21T17:41

Copyright © 2010-2025 Arm Limited or its affiliates. All rights reserved. This document is Non-Confidential.

F1CVT, F2CVT

8-bit floating-point convert to half-precision

Convert each even-numbered 8-bit floating-point element of the source vector to half-precision while downscaling the value, and place the results in the overlapping 16-bit elements of the destination vector. F1CVT scales the values by $2^{-\text{UInt}(\text{FPMR.LSCALE}[3:0])}$. F2CVT scales the values by $2^{-\text{UInt}(\text{FPMR.LSCALE2}[3:0])}$.

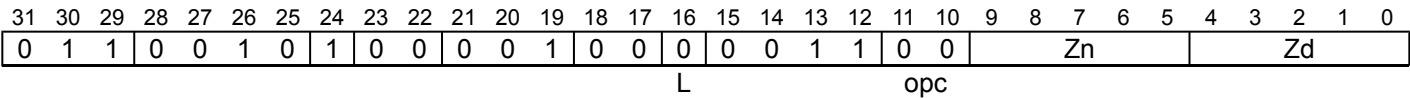
The 8-bit floating-point encoding format for F1CVT is selected by FPMR.F8S1. The 8-bit floating-point encoding format for F2CVT is selected by FPMR.F8S2.

This instruction is unpredicated.

It has encodings from 2 classes: [F1CVT](#) and [F2CVT](#)

F1CVT

((FEAT_SVE2 || FEAT_SME2) && FEAT_FP8)



Encoding

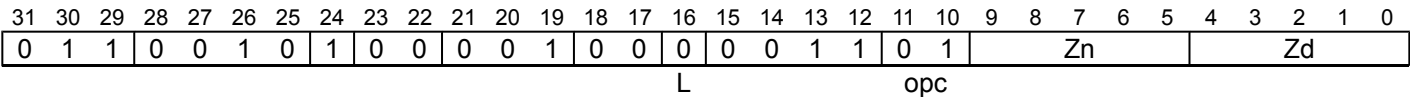
F1CVT <Zd>.H, <Zn>.B

Decode for this encoding

```
if ((!IsFeatureImplemented(FEAT_SVE2) && !IsFeatureImplemented(FEAT_SME2)) ||
    !IsFeatureImplemented(FEAT_FP8)) then EndOfDecode(Decode_UNDEF);
constant integer esize = 16;
constant integer n = UInt(Zn);
constant integer d = UInt(Zd);
constant integer s_esize = 8;
constant integer d_esize = 16;
constant boolean issrc2 = FALSE;
```

F2CVT

((FEAT_SVE2 || FEAT_SME2) && FEAT_FP8)



Encoding

F2CVT <Zd>.H, <Zn>.B

Decode for this encoding

```
if ((!IsFeatureImplemented(FEAT_SVE2) && !IsFeatureImplemented(FEAT_SME2)) ||
    !IsFeatureImplemented(FEAT_FP8)) then EndOfDecode(Decode_UNDEF);
constant integer esize = 16;
constant integer n = UInt(Zn);
constant integer d = UInt(Zd);
constant integer s_esize = 8;
constant integer d_esize = 16;
constant boolean issrc2 = TRUE;
```

Assembler Symbols

<Zd> Is the name of the destination scalable vector register, encoded in the "Zd" field.

<Zn> Is the name of the source scalable vector register, encoded in the "Zn" field.

Operation

```
CheckFPMREnabled();
if IsFeatureImplemented(FEAT_SME2) then CheckSVEEnabled(); else CheckNonStreamingSVEEnabled();
constant integer VL = CurrentVL;
constant integer elements = VL DIV esize;
constant bits(VL) operand = Z[n, VL];
bits(VL) result;

for e = 0 to elements-1
    constant bits(esize) element = Elem[operand, e, esize];
    constant bits(d_esize) res = FP8ConvertFP(element<s_esize-1:0>, issrc2, FPCR, FPMR);
    Elem[result, e, esize] = ZeroExtend(res, esize);

Z[d, VL] = result;
```

Internal version only: aarchmrs v2025-03_rel, pseudocode v2025-03_rel ; Build timestamp: 2025-03-21T17:41

Copyright © 2010-2025 Arm Limited or its affiliates. All rights reserved. This document is Non-Confidential.

F1CVTLT, F2CVTLT

8-bit floating-point convert to half-precision (top)

Convert each odd-numbered 8-bit floating-point element of the source vector to half-precision while downscaling the value, and place the results in the overlapping 16-bit elements of the destination vector. F1CVTLT scales the values by $2^{-\text{UInt}(\text{FPMR.LSCALE}[3:0])}$. F2CVTLT scales the values by $2^{-\text{UInt}(\text{FPMR.LSCALE2}[3:0])}$.

The 8-bit floating-point encoding format for F1CVTLT is selected by FPMR.F8S1. The 8-bit floating-point encoding format for F2CVTLT is selected by FPMR.F8S2.

This instruction is unpredicated.

It has encodings from 2 classes: [F1CVTLT](#) and [F2CVTLT](#)

F1CVTLT

((FEAT_SVE2 || FEAT_SME2) && FEAT_FP8)

31	30	29	28	27	26	25	24	23	22	21	20	19	18	17	16	15	14	13	12	11	10	9	8	7	6	5	4	3	2	1	0
0	1	1	0	0	1	0	1	0	0	0	0	1	0	0	1	0	0	1	1	0	0	Zn				Zd					
L																opc															

Encoding

F1CVTLT <Zd>.H, <Zn>.B

Decode for this encoding

```
if ((!IsFeatureImplemented(FEAT_SVE2) && !IsFeatureImplemented(FEAT_SME2)) ||
    !IsFeatureImplemented(FEAT_FP8)) then EndOfDecode(Decode_UNDEF);
constant integer esize = 16;
constant integer n = UInt(Zn);
constant integer d = UInt(Zd);
constant boolean issrc2 = FALSE;
```

F2CVTLT

((FEAT_SVE2 || FEAT_SME2) && FEAT_FP8)

31	30	29	28	27	26	25	24	23	22	21	20	19	18	17	16	15	14	13	12	11	10	9	8	7	6	5	4	3	2	1	0
0	1	1	0	0	1	0	1	0	0	0	0	1	0	0	1	0	0	1	1	0	1	Zn				Zd					
L																opc															

Encoding

F2CVTLT <Zd>.H, <Zn>.B

Decode for this encoding

```
if ((!IsFeatureImplemented(FEAT_SVE2) && !IsFeatureImplemented(FEAT_SME2)) ||
    !IsFeatureImplemented(FEAT_FP8)) then EndOfDecode(Decode_UNDEF);
constant integer esize = 16;
constant integer n = UInt(Zn);
constant integer d = UInt(Zd);
constant boolean issrc2 = TRUE;
```

Assembler Symbols

- <Zd> Is the name of the destination scalable vector register, encoded in the "Zd" field.
- <Zn> Is the name of the source scalable vector register, encoded in the "Zn" field.

Operation

```
CheckFPMREnabled();  
if IsFeatureImplemented(FEAT_SME2) then CheckSVEEnabled(); else CheckNonStreamingSVEEnabled();  
constant integer VL = CurrentVL;  
constant integer elements = VL DIV esize;  
constant bits(VL) operand = Z[n, VL];  
bits(VL) result;  
for e = 0 to elements-1  
    constant bits(esize DIV 2) element = Elem[operand, 2*e + 1, esize DIV 2];  
    Elem[result, e, esize] = FP8ConvertFP(element, issrc2, FPCR, FPMR);  
  
Z[d, VL] = result;
```

Internal version only: aarchmrs v2025-03_rel, pseudocode v2025-03_rel ; Build timestamp: 2025-03-21T17:41

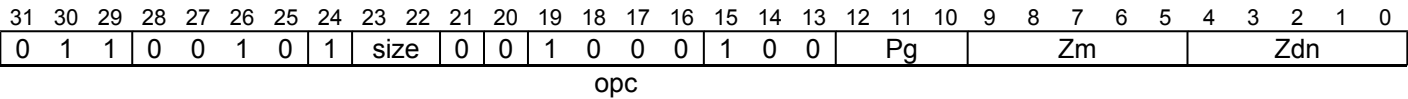
Copyright © 2010-2025 Arm Limited or its affiliates. All rights reserved. This document is Non-Confidential.

FABD

Floating-point absolute difference (predicated)

Compute the absolute difference of active floating-point elements of the second source vector and corresponding floating-point elements of the first source vector and destructively place the result in the corresponding elements of the first source vector. Inactive elements in the destination vector register remain unmodified.

SVE
(FEAT_SVE || FEAT_SME)



Encoding

FABD <Zdn>.<T>, <Pg>/M, <Zdn>.<T>, <Zm>.<T>

Decode for this encoding

```
if !IsFeatureImplemented(FEAT_SVE) && !IsFeatureImplemented(FEAT_SME) then
    EndOfDecode(Decode_UNDEF);
if size == '00' then EndOfDecode(Decode_UNDEF);
constant integer esize = 8 << UInt(size);

constant integer g = UInt(Pg);
constant integer dn = UInt(Zdn);
constant integer m = UInt(Zm);
```

Assembler Symbols

<Zdn> Is the name of the first source and destination scalable vector register, encoded in the "Zdn" field.

<T> Is the size specifier, encoded in "size":

size	<T>
00	RESERVED
01	H
10	S
11	D

<Pg> Is the name of the governing scalable predicate register P0-P7, encoded in the "Pg" field.

<Zm> Is the name of the second source scalable vector register, encoded in the "Zm" field.

Operation

```
CheckSVEEnabled();
constant integer VL = CurrentVL;
constant integer PL = VL DIV 8;
constant integer elements = VL DIV esize;
constant bits(PL) mask = P[g, PL];
constant bits(VL) operand1 = Z[dn, VL];
constant bits(VL) operand2 = if AnyActiveElement(mask, esize) then Z[m, VL] else Zeros(VL);
bits(VL) result;

for e = 0 to elements-1
    constant bits(esize) element1 = Elem[operand1, e, esize];
    if ActivePredicateElement(mask, e, esize) then
        constant bits(esize) element2 = Elem[operand2, e, esize];
        Elem[result, e, esize] = FPAbs(FPSub(element1, element2, FPCR), FPCR);
    else
        Elem[result, e, esize] = element1;

Z[dn, VL] = result;
```

Operational information

This instruction might be immediately preceded in program order by a MOVPRFX instruction. The MOVPRFX must conform to all of the following requirements, otherwise the behavior of the MOVPRFX and this instruction is CONSTRAINED UNPREDICTABLE:

- The MOVPRFX can be predicated or unpredicated.
- A predicated MOVPRFX must use the same governing predicate register as this instruction.
- A predicated MOVPRFX must use the larger of the destination element size and first source element size in the preferred disassembly of this instruction.
- The MOVPRFX must specify the same destination register as this instruction.
- The destination register must not refer to architectural register state referenced by any other source operand register of this instruction.

Internal version only: aarchmrs v2025-03_rel, pseudocode v2025-03_rel ; Build timestamp: 2025-03-21T17:41

Copyright © 2010-2025 Arm Limited or its affiliates. All rights reserved. This document is Non-Confidential.

FABS

Floating-point absolute value (predicated)

Take the absolute value of each active floating-point element of the source vector, and place the results in the corresponding elements of the destination vector. This clears the sign bit and cannot signal a floating-point exception. Inactive elements in the destination vector register remain unmodified or are set to zero, depending on whether merging or zeroing predication is selected. It has encodings from 2 classes: [Merging](#) and [Zeroing](#)

Merging
(FEAT_SVE || FEAT_SME)

31	30	29	28	27	26	25	24	23	22	21	20	19	18	17	16	15	14	13	12	11	10	9	8	7	6	5	4	3	2	1	0
0	0	0	0	0	1	0	0	size	0	1	1	1	0	0	1	0	1	Pg			Zn				Zd						
M											opc																				

Encoding

FABS <Zd>.<T>, <Pg>/M, <Zn>.<T>

Decode for this encoding

```
if !IsFeatureImplemented(FEAT_SVE) && !IsFeatureImplemented(FEAT_SME) then
    EndOfDecode(Decode_UNDEF);
if size == '00' then EndOfDecode(Decode_UNDEF);
constant integer esize = 8 << UInt(size);
constant integer g = UInt(Pg);
constant integer n = UInt(Zn);
constant integer d = UInt(Zd);
constant boolean merging = TRUE;
```

Zeroing
(FEAT_SVE2p2 || FEAT_SME2p2)

31	30	29	28	27	26	25	24	23	22	21	20	19	18	17	16	15	14	13	12	11	10	9	8	7	6	5	4	3	2	1	0
0	0	0	0	0	1	0	0	size	0	0	1	1	0	0	1	0	1	Pg			Zn				Zd						
M											opc																				

Encoding

FABS <Zd>.<T>, <Pg>/Z, <Zn>.<T>

Decode for this encoding

```
if !IsFeatureImplemented(FEAT_SVE2p2) && !IsFeatureImplemented(FEAT_SME2p2) then
    EndOfDecode(Decode_UNDEF);
if size == '00' then EndOfDecode(Decode_UNDEF);
constant integer esize = 8 << UInt(size);
constant integer g = UInt(Pg);
constant integer n = UInt(Zn);
constant integer d = UInt(Zd);
constant boolean merging = FALSE;
```

Assembler Symbols

- <Zd> Is the name of the destination scalable vector register, encoded in the "Zd" field.
- <T> Is the size specifier, encoded in “size”:

size	<T>
00	RESERVED
01	H
10	S
11	D

<Pg> Is the name of the governing scalable predicate register P0-P7, encoded in the "Pg" field.

<Zn> Is the name of the source scalable vector register, encoded in the "Zn" field.

Operation

```

CheckSVEEnabled();
constant integer VL = CurrentVL;
constant integer PL = VL DIV 8;
constant integer elements = VL DIV esize;
constant bits(PL) mask = P[g, PL];
constant bits(VL) operand = if AnyActiveElement(mask, esize) then Z[n, VL] else Zeros(VL);
bits(VL) result = if merging then Z[d, VL] else Zeros(VL);

for e = 0 to elements-1
    if ActivePredicateElement(mask, e, esize) then
        constant bits(esize) element = Elem[operand, e, esize];
        Elem[result, e, esize] = FPAbs(element, FPCR);

Z[d, VL] = result;

```

Operational information

For the "Merging" variant:

The merging variant of this instruction might be immediately preceded in program order by a MOVPRFX instruction. The MOVPRFX must conform to all of the following requirements, otherwise the behavior of the MOVPRFX and the merging variant of this instruction is CONSTRAINED

UNPREDICTABLE:

- The MOVPRFX can be predicated or unpredicated.
- A predicated MOVPRFX must use the same governing predicate register as the merging variant this instruction.
- A predicated MOVPRFX must use the larger of the destination element size and first source element size in the preferred disassembly of the merging variant of this instruction.
- The MOVPRFX must specify the same destination register as the merging variant of this instruction.
- The destination register must not refer to architectural register state referenced by any other source operand register of the merging variant of this instruction.

Internal version only: aarchmrs v2025-03_rel, pseudocode v2025-03_rel ; Build timestamp: 2025-03-21T17:41

Copyright © 2010-2025 Arm Limited or its affiliates. All rights reserved. This document is Non-Confidential.

FAC<cc>

Floating-point absolute compare vectors

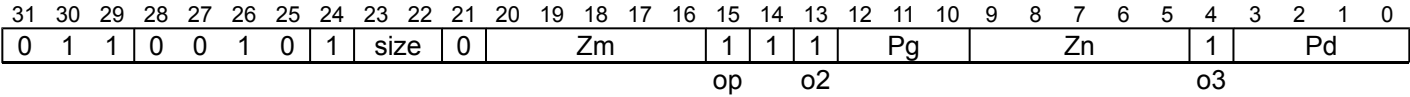
Compare active absolute values of floating-point elements in the first source vector with corresponding absolute values of elements in the second source vector, and place the boolean results of the specified comparison in the corresponding elements of the destination predicate. Inactive elements in the destination predicate register are set to zero. Does not set the condition flags.

- <cc> **Comparison**
- GE greater than or equal
- GT greater than
- LE less than or equal
- LT less than

This instruction is used by the pseudo-instructions [FACLE](#), and [FACLT](#).

It has encodings from 2 classes: [Greater than](#) and [Greater than or equal](#)

Greater than (FEAT_SVE || FEAT_SME)



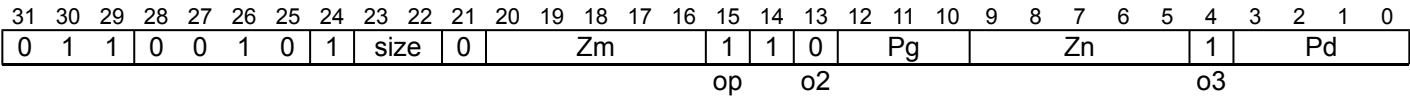
Encoding

FACGT <Pd>.<T>, <Pg>/Z, <Zn>.<T>, <Zm>.<T>

Decode for this encoding

```
if !IsFeatureImplemented(FEAT_SVE) && !IsFeatureImplemented(FEAT_SME) then
    EndOfDecode(Decode_UNDEF);
if size == '00' then EndOfDecode(Decode_UNDEF);
constant integer esize = 8 << UInt(size);
constant integer g = UInt(Pg);
constant integer n = UInt(Zn);
constant integer m = UInt(Zm);
constant integer d = UInt(Pd);
constant CmpOp cmp_op = Cmp_GT;
```

Greater than or equal (FEAT_SVE || FEAT_SME)



Encoding

FACGE <Pd>.<T>, <Pg>/Z, <Zn>.<T>, <Zm>.<T>

Decode for this encoding

```
if !IsFeatureImplemented(FEAT_SVE) && !IsFeatureImplemented(FEAT_SME) then
    EndOfDecode(Decode_UNDEF);
if size == '00' then EndOfDecode(Decode_UNDEF);
constant integer esize = 8 << UInt(size);
constant integer g = UInt(Pg);
constant integer n = UInt(Zn);
constant integer m = UInt(Zm);
constant integer d = UInt(Pd);
constant CmpOp cmp_op = Cmp_GE;
```

Assembler Symbols

- <Pd>

Is the name of the destination scalable predicate register, encoded in the "Pd" field.
- <T>

Is the size specifier, encoded in “size”:

size	<T>
00	RESERVED
01	H
10	S
11	D

- <Pg>

Is the name of the governing scalable predicate register P0-P7, encoded in the "Pg" field.
- <Zn>

Is the name of the first source scalable vector register, encoded in the "Zn" field.
- <Zm>

Is the name of the second source scalable vector register, encoded in the "Zm" field.

Operation

```
CheckSVEEnabled();
constant integer VL = CurrentVL;
constant integer PL = VL DIV 8;
constant integer elements = VL DIV esize;
constant bits(PL) mask = P[g, PL];
constant bits(VL) operand1 = if AnyActiveElement(mask, esize) then Z[n, VL] else Zeros(VL);
constant bits(VL) operand2 = if AnyActiveElement(mask, esize) then Z[m, VL] else Zeros(VL);
bits(PL) result;
constant integer psize = esize DIV 8;

for e = 0 to elements-1
    if ActivePredicateElement(mask, e, esize) then
        constant bits(esize) element1 = FPAbs(Elem[operand1, e, esize], FPCR);
        constant bits(esize) element2 = FPAbs(Elem[operand2, e, esize], FPCR);
        boolean res;
        case cmp_op of
            when Cmp_GE res = FPCompareGE(element1, element2, FPCR);
            when Cmp_GT res = FPCompareGT(element1, element2, FPCR);
        constant bit pbit = if res then '1' else '0';
        Elem[result, e, psize] = ZeroExtend(pbit, psize);
    else
        Elem[result, e, psize] = ZeroExtend('0', psize);

P[d, PL] = result;
```

Operational information

If FEAT_SME is implemented and the PE is in Streaming SVE mode, then any subsequent instruction which is dependent on the predicate register written by this instruction might be significantly delayed.

FACLE

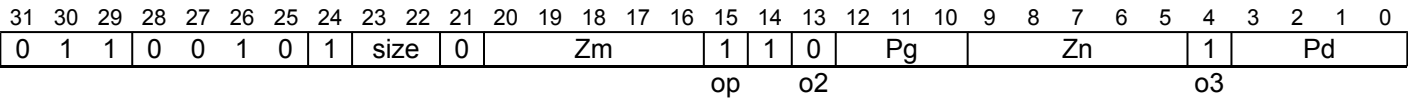
Floating-point absolute compare less than or equal

Compare active absolute values of floating-point elements in the first source vector being less than or equal to corresponding absolute values of elements in the second source vector, and place the boolean results of the comparison in the corresponding elements of the destination predicate. Inactive elements in the destination predicate register are set to zero. Does not set the condition flags.

This is a pseudo-instruction of [FAC<cc>](#). This means:

- The encodings in this description are named to match the encodings of [FAC<cc>](#).
- The assembler syntax is used only for assembly, and is not used on disassembly.
- The description of [FAC<cc>](#) gives the operational pseudocode, any CONSTRAINED UNPREDICTABLE behavior, and any operational information for this instruction.

Greater than or equal
(FEAT_SVE || FEAT_SME)



Encoding

FACLE <Pd>.<T>, <Pg>/Z, <Zm>.<T>, <Zn>.<T>

is equivalent to

FACGE <Pd>.<T>, <Pg>/Z, <Zn>.<T>, <Zm>.<T>

Assembler Symbols

<Pd> Is the name of the destination scalable predicate register, encoded in the "Pd" field.

<T> Is the size specifier, encoded in “size”:

size	<T>
00	RESERVED
01	H
10	S
11	D

<Pg> Is the name of the governing scalable predicate register P0-P7, encoded in the "Pg" field.

<Zm> Is the name of the second source scalable vector register, encoded in the "Zm" field.

<Zn> Is the name of the first source scalable vector register, encoded in the "Zn" field.

Operation

The description of [FAC<cc>](#) gives the operational pseudocode for this instruction.

Operational information

If FEAT_SME is implemented and the PE is in Streaming SVE mode, then any subsequent instruction which is dependent on the predicate register written by this instruction might be significantly delayed.

FACLT

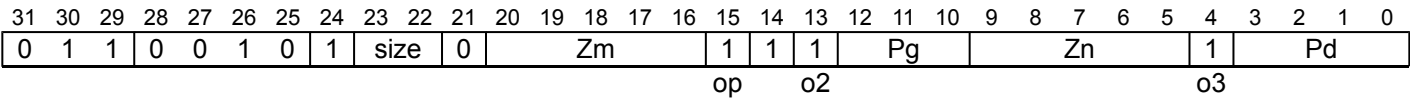
Floating-point absolute compare less than

Compare active absolute values of floating-point elements in the first source vector being less than corresponding absolute values of elements in the second source vector, and place the boolean results of the comparison in the corresponding elements of the destination predicate. Inactive elements in the destination predicate register are set to zero. Does not set the condition flags.

This is a pseudo-instruction of [FAC<cc>](#). This means:

- The encodings in this description are named to match the encodings of [FAC<cc>](#).
- The assembler syntax is used only for assembly, and is not used on disassembly.
- The description of [FAC<cc>](#) gives the operational pseudocode, any CONSTRAINED UNPREDICTABLE behavior, and any operational information for this instruction.

Greater than
(FEAT_SVE || FEAT_SME)



Encoding

FACLT <Pd>.<T>, <Pg>/Z, <Zm>.<T>, <Zn>.<T>

is equivalent to

FACGT <Pd>.<T>, <Pg>/Z, <Zn>.<T>, <Zm>.<T>

Assembler Symbols

<Pd> Is the name of the destination scalable predicate register, encoded in the "Pd" field.

<T> Is the size specifier, encoded in “size”:

size	<T>
00	RESERVED
01	H
10	S
11	D

<Pg> Is the name of the governing scalable predicate register P0-P7, encoded in the "Pg" field.

<Zm> Is the name of the second source scalable vector register, encoded in the "Zm" field.

<Zn> Is the name of the first source scalable vector register, encoded in the "Zn" field.

Operation

The description of [FAC<cc>](#) gives the operational pseudocode for this instruction.

Operational information

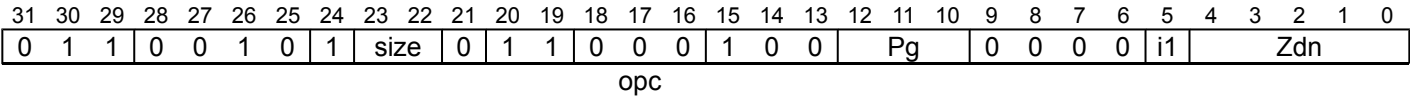
If FEAT_SME is implemented and the PE is in Streaming SVE mode, then any subsequent instruction which is dependent on the predicate register written by this instruction might be significantly delayed.

FADD (immediate)

Floating-point add immediate (predicated)

Add an immediate to each active floating-point element of the source vector, and destructively place the results in the corresponding elements of the source vector. The immediate may take the value +0.5 or +1.0 only. Inactive elements in the destination vector register remain unmodified.

SVE (FEAT_SVE || FEAT_SME)



Encoding

FADD <Zdn>.<T>, <Pg>/M, <Zdn>.<T>, <const>

Decode for this encoding

```
if !IsFeatureImplemented(FEAT_SVE) && !IsFeatureImplemented(FEAT_SME) then
    EndOfDecode(Decode_UNDEF);
if size == '00' then EndOfDecode(Decode_UNDEF);
constant integer esize = 8 << UInt(size);
constant integer g = UInt(Pg);
constant integer dn = UInt(Zdn);
constant bits(esize) imm = if i1 == '0' then FPPointFive('0', esize) else FPOne('0', esize);
```

Assembler Symbols

<Zdn> Is the name of the source and destination scalable vector register, encoded in the "Zdn" field.

<T> Is the size specifier, encoded in “size”:

size	<T>
00	RESERVED
01	H
10	S
11	D

<Pg> Is the name of the governing scalable predicate register P0-P7, encoded in the "Pg" field.

<const> Is the floating-point immediate value, encoded in “i1”:

i1	<const>
0	#0.5
1	#1.0

Operation

```
CheckSVEEnabled();
constant integer VL = CurrentVL;
constant integer PL = VL DIV 8;
constant integer elements = VL DIV esize;
constant bits(PL) mask = P[g, PL];
constant bits(VL) operand1 = Z[dn, VL];
bits(VL) result;

for e = 0 to elements-1
    constant bits(esize) element1 = Elem[operand1, e, esize];
    if ActivePredicateElement(mask, e, esize) then
        Elem[result, e, esize] = FPAdd(element1, imm, FPCR);
    else
        Elem[result, e, esize] = element1;

Z[dn, VL] = result;
```

Operational information

This instruction might be immediately preceded in program order by a MOVPRFX instruction. The MOVPRFX must conform to all of the following requirements, otherwise the behavior of the MOVPRFX and this instruction is CONSTRAINED UNPREDICTABLE:

- The MOVPRFX can be predicated or unpredicated.
- A predicated MOVPRFX must use the same governing predicate register as this instruction.
- A predicated MOVPRFX must use the larger of the destination element size and first source element size in the preferred disassembly of this instruction.
- The MOVPRFX must specify the same destination register as this instruction.
- The destination register must not refer to architectural register state referenced by any other source operand register of this instruction.

Internal version only: aarchmrs v2025-03_rel, pseudocode v2025-03_rel ; Build timestamp: 2025-03-21T17:41

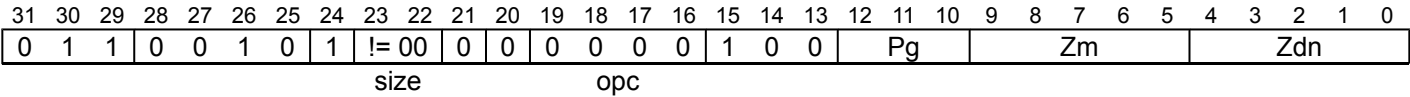
Copyright © 2010-2025 Arm Limited or its affiliates. All rights reserved. This document is Non-Confidential.

FADD (vectors, predicated)

Floating-point add vector (predicated)

Add active floating-point elements of the second source vector to corresponding floating-point elements of the first source vector and destructively place the results in the corresponding elements of the first source vector. Inactive elements in the destination vector register remain unmodified.

SVE (FEAT_SVE || FEAT_SME)



Encoding

FADD <Zdn>.<T>, <Pg>/M, <Zdn>.<T>, <Zm>.<T>

Decode for this encoding

```
if !IsFeatureImplemented(FEAT_SVE) && !IsFeatureImplemented(FEAT_SME) then
    EndOfDecode(Decode_UNDEF);
constant integer esize = 8 << UInt(size);

constant integer g = UInt(Pg);
constant integer dn = UInt(Zdn);
constant integer m = UInt(Zm);
```

Assembler Symbols

<Zdn> Is the name of the first source and destination scalable vector register, encoded in the "Zdn" field.

<T> Is the size specifier, encoded in "size":

size	<T>
01	H
10	S
11	D

<Pg> Is the name of the governing scalable predicate register P0-P7, encoded in the "Pg" field.

<Zm> Is the name of the second source scalable vector register, encoded in the "Zm" field.

Operation

```
CheckSVEEnabled();
constant integer VL = CurrentVL;
constant integer PL = VL DIV 8;
constant integer elements = VL DIV esize;
constant bits(PL) mask = P[g, PL];
constant bits(VL) operand1 = Z[dn, VL];
constant bits(VL) operand2 = if AnyActiveElement(mask, esize) then Z[m, VL] else Zeros(VL);
bits(VL) result;

for e = 0 to elements-1
    constant bits(esize) element1 = Elem[operand1, e, esize];
    if ActivePredicateElement(mask, e, esize) then
        constant bits(esize) element2 = Elem[operand2, e, esize];
        Elem[result, e, esize] = FPAdd(element1, element2, FPCR);
    else
        Elem[result, e, esize] = element1;

Z[dn, VL] = result;
```

Operational information

This instruction might be immediately preceded in program order by a MOVPRFX instruction. The MOVPRFX must conform to all of the following requirements, otherwise the behavior of the MOVPRFX and this instruction is CONSTRAINED UNPREDICTABLE:

- The MOVPRFX can be predicated or unpredicated.
- A predicated MOVPRFX must use the same governing predicate register as this instruction.
- A predicated MOVPRFX must use the larger of the destination element size and first source element size in the preferred disassembly of this instruction.
- The MOVPRFX must specify the same destination register as this instruction.
- The destination register must not refer to architectural register state referenced by any other source operand register of this instruction.

Internal version only: aarchmrs v2025-03_rel, pseudocode v2025-03_rel ; Build timestamp: 2025-03-21T17:41

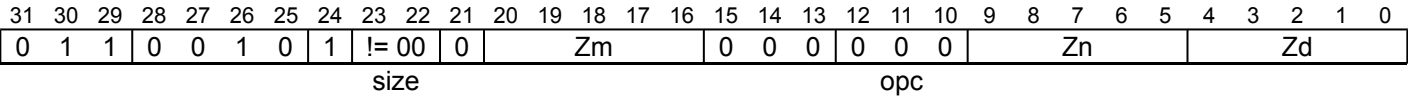
Copyright © 2010-2025 Arm Limited or its affiliates. All rights reserved. This document is Non-Confidential.

FADD (vectors, unpredicated)

Floating-point add vector (unpredicated)

Add all floating-point elements of the second source vector to corresponding elements of the first source vector and place the results in the corresponding elements of the destination vector. This instruction is unpredicated.

SVE
(FEAT_SVE || FEAT_SME)



Encoding

FADD <Zd>.<T>, <Zn>.<T>, <Zm>.<T>

Decode for this encoding

```
if !IsFeatureImplemented(FEAT_SVE) && !IsFeatureImplemented(FEAT_SME) then
    EndOfDecode(Decode_UNDEF);
constant integer esize = 8 << UInt(size);
constant integer n = UInt(Zn);
constant integer m = UInt(Zm);
constant integer d = UInt(Zd);
```

Assembler Symbols

<Zd> Is the name of the destination scalable vector register, encoded in the "Zd" field.

<T> Is the size specifier, encoded in "size":

size	<T>
01	H
10	S
11	D

<Zn> Is the name of the first source scalable vector register, encoded in the "Zn" field.

<Zm> Is the name of the second source scalable vector register, encoded in the "Zm" field.

Operation

```
CheckSVEEnabled();
constant integer VL = CurrentVL;
constant integer elements = VL DIV esize;
constant bits(VL) operand1 = Z[n, VL];
constant bits(VL) operand2 = Z[m, VL];
bits(VL) result;

for e = 0 to elements-1
    constant bits(esize) element1 = Elem[operand1, e, esize];
    constant bits(esize) element2 = Elem[operand2, e, esize];
    Elem[result, e, esize] = FPAdd(element1, element2, FPCR);

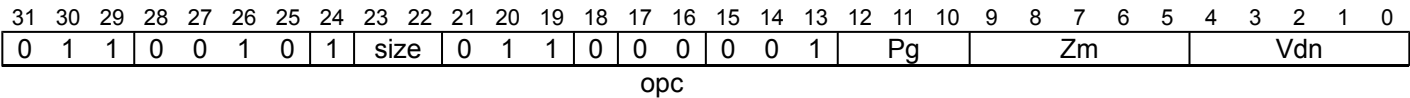
Z[d, VL] = result;
```

FADDA

Floating-point add strictly-ordered reduction, accumulating in scalar

Floating-point add a SIMD&FP scalar source and all active lanes of the vector source and place the result destructively in the SIMD&FP scalar source register. Vector elements are processed strictly in order from low to high, with the scalar source providing the initial value. Inactive elements in the source vector are ignored.
This instruction is illegal when executed in Streaming SVE mode, unless FEAT_SME_FA64 is implemented and enabled.

SVE
(FEAT_SVE)



Encoding

FADDA <V><dn>, <Pg>, <V><dn>, <Zm>.<T>

Decode for this encoding

```
if !IsFeatureImplemented(FEAT_SVE) then EndOfDecode(Decode_UNDEF);
if size == '00' then EndOfDecode(Decode_UNDEF);
constant integer esize = 8 << UInt(size);
constant integer g = UInt(Pg);
constant integer dn = UInt(Vdn);
constant integer m = UInt(Zm);
```

Assembler Symbols

<V> Is a width specifier, encoded in “size”:

size	<V>
00	RESERVED
01	H
10	S
11	D

<dn> Is the number [0-31] of the source and destination SIMD&FP register, encoded in the "Vdn" field.

<Pg> Is the name of the governing scalable predicate register P0-P7, encoded in the "Pg" field.

<Zm> Is the name of the source scalable vector register, encoded in the "Zm" field.

<T> Is the size specifier, encoded in “size”:

size	<T>
00	RESERVED
01	H
10	S
11	D

Operation

```
CheckNonStreamingSVEEnabled();
constant integer VL = CurrentVL;
constant integer PL = VL DIV 8;
constant integer elements = VL DIV esize;
constant bits(PL) mask = P[g, PL];
constant bits(esize) operand1 = V[dn, esize];
constant bits(VL) operand2 = if AnyActiveElement(mask, esize) then Z[m, VL] else Zeros(VL);
bits(esize) result = operand1;

for e = 0 to elements-1
    if ActivePredicateElement(mask, e, esize) then
        constant bits(esize) element = Elem[operand2, e, esize];
        result = FPAdd(result, element, FPCR);

V[dn, esize] = result;
```

Internal version only: aarchmrs v2025-03_rel, pseudocode v2025-03_rel ; Build timestamp: 2025-03-21T17:41

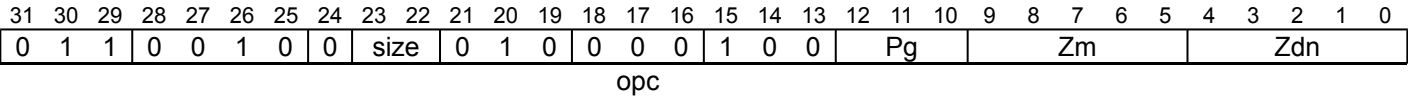
Copyright © 2010-2025 Arm Limited or its affiliates. All rights reserved. This document is Non-Confidential.

FADDP

Floating-point add pairwise

Add pairs of adjacent floating-point elements within each source vector, and interleave the results from corresponding lanes. The interleaved result values are destructively placed in the first source vector.

SVE2 (FEAT_SVE2 || FEAT_SME)



Encoding

FADDP <Zdn>.<T>, <Pg>/M, <Zdn>.<T>, <Zm>.<T>

Decode for this encoding

```
if !IsFeatureImplemented(FEAT_SVE2) && !IsFeatureImplemented(FEAT_SME) then
    EndOfDecode(Decode_UNDEF);
if size == '00' then EndOfDecode(Decode_UNDEF);
constant integer esize = 8 << UInt(size);
constant integer g = UInt(Pg);
constant integer m = UInt(Zm);
constant integer dn = UInt(Zdn);
```

Assembler Symbols

<Zdn> Is the name of the first source and destination scalable vector register, encoded in the "Zdn" field.

<T> Is the size specifier, encoded in “size”:

size	<T>
00	RESERVED
01	H
10	S
11	D

<Pg> Is the name of the governing scalable predicate register P0-P7, encoded in the "Pg" field.

<Zm> Is the name of the second source scalable vector register, encoded in the "Zm" field.

Operation

```
CheckSVEEnabled();
constant integer VL = CurrentVL;
constant integer PL = VL DIV 8;
constant integer elements = VL DIV esize;
constant bits(PL) mask = P[g, PL];
constant bits(VL) operand1 = Z[dn, VL];
constant bits(VL) operand2 = if AnyActiveElement(mask, esize) then Z[m, VL] else Zeros(VL);
bits(VL) result = Z[dn, VL];
bits(esize) element1;
bits(esize) element2;

for e = 0 to elements-1
    if ActivePredicateElement(mask, e, esize) then
        if IsEven(e) then
            element1 = Elem[operand1, e + 0, esize];
            element2 = Elem[operand1, e + 1, esize];
        else
            element1 = Elem[operand2, e - 1, esize];
            element2 = Elem[operand2, e + 0, esize];
        Elem[result, e, esize] = FPAdd(element1, element2, FPCR);

Z[dn, VL] = result;
```

Operational information

This instruction might be immediately preceded in program order by a MOVPRFX instruction. The MOVPRFX must conform to all of the following requirements, otherwise the behavior of the MOVPRFX and this instruction is CONSTRAINED UNPREDICTABLE:

- The MOVPRFX must be unpredicated.
- The MOVPRFX must specify the same destination register as this instruction.
- The destination register must not refer to architectural register state referenced by any other source operand register of this instruction.

Internal version only: aarchmrs v2025-03_rel, pseudocode v2025-03_rel ; Build timestamp: 2025-03-21T17:41

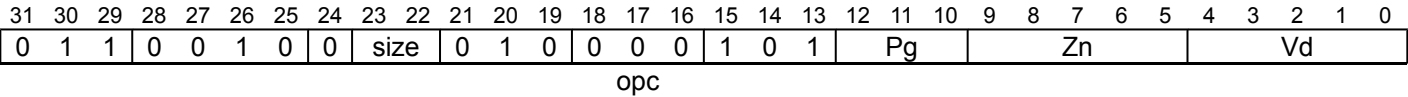
Copyright © 2010-2025 Arm Limited or its affiliates. All rights reserved. This document is Non-Confidential.

FADDQV

Floating-point add recursive reduction of quadword vector segments

Floating-point addition of the same element numbers from each 128-bit source vector segment using a recursive pairwise reduction, placing each result into the corresponding element number of the 128-bit SIMD&FP destination register. Inactive elements in the source vector are treated as +0.0.

SVE2 (FEAT_SVE2p1 || FEAT_SME2p1)



Encoding

FADDQV <Vd>.<T>, <Pg>, <Zn>.<Tb>

Decode for this encoding

```
if !IsFeatureImplemented(FEAT_SVE2p1) && !IsFeatureImplemented(FEAT_SME2p1) then
    EndOfDecode(Decode_UNDEF);
if size == '00' then EndOfDecode(Decode_UNDEF);
constant integer esize = 8 << UInt(size);
constant integer g = UInt(Pg);
constant integer n = UInt(Zn);
constant integer d = UInt(Vd);
```

Assembler Symbols

<Vd> Is the name of the destination SIMD&FP register, encoded in the "Vd" field.

<T> Is an arrangement specifier, encoded in “size”:

size	<T>
00	RESERVED
01	8H
10	4S
11	2D

<Pg> Is the name of the governing scalable predicate register P0-P7, encoded in the "Pg" field.

<Zn> Is the name of the source scalable vector register, encoded in the "Zn" field.

<Tb> Is the size specifier, encoded in “size”:

size	<Tb>
00	RESERVED
01	H
10	S
11	D

Operation

```
CheckSVEEnabled();
constant integer VL = CurrentVL;
constant integer PL = VL DIV 8;
constant integer segments = VL DIV 128;
constant integer elemperssegment = 128 DIV esize;
constant integer segbits = segments*esize;
constant bits(PL) mask = P[g, PL];
constant bits(VL) operand = if AnyActiveElement(mask, esize) then Z[n, VL] else Zeros(VL);
constant bits(esize) identity = FPZero('0', esize);
bits(128) result = Zeros(128);

for e = 0 to elemperssegment-1
    bits(segbits) stmp;
    for s = 0 to segments-1
        if ActivePredicateElement(mask, s * elemperssegment + e, esize) then
            Elem[stmp, s, esize] = Elem[operand, s * elemperssegment + e, esize];
        else
            Elem[stmp, s, esize] = identity;
    Elem[result, e, esize] = FPReduce(ReduceOp\_FADD, stmp, esize, FPCR);
V[d, 128] = result;
```

Internal version only: aarchmrs v2025-03_rel, pseudocode v2025-03_rel ; Build timestamp: 2025-03-21T17:41

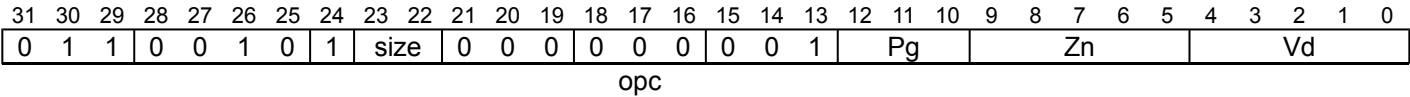
Copyright © 2010-2025 Arm Limited or its affiliates. All rights reserved. This document is Non-Confidential.

FADDV

Floating-point add recursive reduction to scalar

Floating-point add horizontally over all lanes of a vector using a recursive pairwise reduction, and place the result in the SIMD&FP scalar destination register. Inactive elements in the source vector are treated as +0.0.

SVE
(FEAT_SVE || FEAT_SME)



Encoding

FADDV <V><d>, <Pg>, <Zn>.<T>

Decode for this encoding

```
if !IsFeatureImplemented(FEAT_SVE) && !IsFeatureImplemented(FEAT_SME) then
    EndOfDecode(Decode_UNDEF);
if size == '00' then EndOfDecode(Decode_UNDEF);
constant integer esize = 8 << UInt(size);
constant integer g = UInt(Pg);
constant integer n = UInt(Zn);
constant integer d = UInt(Vd);
```

Assembler Symbols

<V> Is a width specifier, encoded in “size”:

size	<V>
00	RESERVED
01	H
10	S
11	D

<d> Is the number [0-31] of the destination SIMD&FP register, encoded in the "Vd" field.

<Pg> Is the name of the governing scalable predicate register P0-P7, encoded in the "Pg" field.

<Zn> Is the name of the source scalable vector register, encoded in the "Zn" field.

<T> Is the size specifier, encoded in “size”:

size	<T>
00	RESERVED
01	H
10	S
11	D

Operation

```
CheckSVEEnabled();
constant integer VL = CurrentVL;
constant integer PL = VL DIV 8;
constant bits(PL) mask = P[g, PL];
constant bits(VL) operand = if AnyActiveElement(mask, esize) then Z[n, VL] else Zeros(VL);
constant bits(esize) identity = FPZero('0', esize);

V[d, esize] = FPReducePredicated(ReduceOp_FADD, operand, mask, identity, FPCR);
```


FAMAX

Floating-point absolute maximum (predicated)

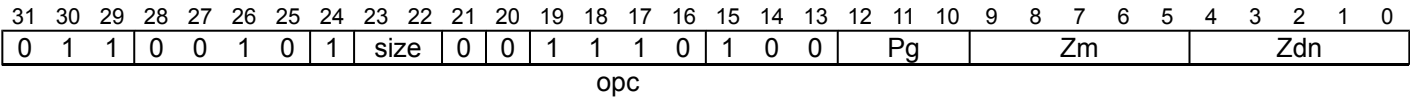
Determine the maximum absolute value from active floating-point elements of the second source vector and the corresponding floating-point elements of the first source vector and destructively place the results in the corresponding elements of the first source vector.

Regardless of the value of FPCR.AH, the behavior is as follows:

- When FPCR.DN is 0, if either element is a NaN, the result is a quiet NaN.
- When FPCR.DN is 1, if either element is a NaN, the result is the Default NaN, with the sign bit set to 0.
- Denormalized inputs and results are never flushed to zero, as if FPCR.{FZ, FZ16, FIZ} are all 0.
- Denormalized inputs never generate an Input Denormal floating-point exception.

Inactive elements in the destination vector register remain unmodified.

SVE2
((FEAT_SVE2 || FEAT_SME2) && FEAT_FAMINMAX)



Encoding

FAMAX <Zdn>.<T>, <Pg>/M, <Zdn>.<T>, <Zm>.<T>

Decode for this encoding

```
if ((!IsFeatureImplemented(FEAT_SVE2) && !IsFeatureImplemented(FEAT_SME2)) ||
    !IsFeatureImplemented(FEAT_FAMINMAX)) then EndOfDecode(Decode_UNDEF);
if size == '00' then EndOfDecode(Decode_UNDEF);
constant integer esize = 8 << UInt(size);

constant integer g = UInt(Pg);
constant integer dn = UInt(Zdn);
constant integer m = UInt(Zm);
```

Assembler Symbols

<Zdn> Is the name of the first source and destination scalable vector register, encoded in the "Zdn" field.

<T> Is the size specifier, encoded in "size":

size	<T>
00	RESERVED
01	H
10	S
11	D

<Pg> Is the name of the governing scalable predicate register P0-P7, encoded in the "Pg" field.

<Zm> Is the name of the second source scalable vector register, encoded in the "Zm" field.

Operation

```
if IsFeatureImplemented(FEAT_SME2) then CheckSVEEnabled\(\); else CheckNonStreamingSVEEnabled\(\);
constant integer VL = CurrentVL;
constant integer PL = VL DIV 8;
constant integer elements = VL DIV esize;
constant bits(PL) mask = P[g, PL];
constant bits(VL) operand1 = Z[dn, VL];
constant bits(VL) operand2 = if AnyActiveElement(mask, esize) then Z[m, VL] else Zeros(VL);
bits(VL) result;

for e = 0 to elements-1
    constant bits(esize) element1 = Elem[operand1, e, esize];
    if ActivePredicateElement(mask, e, esize) then
        constant bits(esize) element2 = Elem[operand2, e, esize];
        Elem[result, e, esize] = FPAbsMax(element1, element2, FPCR);
    else
        Elem[result, e, esize] = element1;

Z[dn, VL] = result;
```

Operational information

This instruction might be immediately preceded in program order by a MOVPRFX instruction. The MOVPRFX must conform to all of the following requirements, otherwise the behavior of the MOVPRFX and this instruction is CONSTRAINED UNPREDICTABLE:

- The MOVPRFX can be predicated or unpredicated.
- A predicated MOVPRFX must use the same governing predicate register as this instruction.
- A predicated MOVPRFX must use the larger of the destination element size and first source element size in the preferred disassembly of this instruction.
- The MOVPRFX must specify the same destination register as this instruction.
- The destination register must not refer to architectural register state referenced by any other source operand register of this instruction.

Internal version only: aarchmrs v2025-03_rel, pseudocode v2025-03_rel ; Build timestamp: 2025-03-21T17:41

Copyright © 2010-2025 Arm Limited or its affiliates. All rights reserved. This document is Non-Confidential.

FAMIN

Floating-point absolute minimum (predicated)

Determine the minimum absolute value from active floating-point elements of the second source vector and the corresponding floating-point elements of the first source vector and destructively place the results in the corresponding elements of the first source vector.

Regardless of the value of FPCR.AH, the behavior is as follows:

- When FPCR.DN is 0, if either element is a NaN, the result is a quiet NaN.
- When FPCR.DN is 1, if either element is a NaN, the result is the Default NaN, with the sign bit set to 0.
- Denormalized inputs and results are never flushed to zero, as if FPCR.{FZ, FZ16, FIZ} are all 0.
- Denormalized inputs never generate an Input Denormal floating-point exception.

Inactive elements in the destination vector register remain unmodified.

SVE2

((FEAT_SVE2 || FEAT_SME2) && FEAT_FAMINMAX)

31	30	29	28	27	26	25	24	23	22	21	20	19	18	17	16	15	14	13	12	11	10	9	8	7	6	5	4	3	2	1	0
0	1	1	0	0	1	0	1	size	0	0	1	1	1	1	1	0	0		Pg					Zm					Zdn		
opc																															

Encoding

FAMIN <Zdn>.<T>, <Pg>/M, <Zdn>.<T>, <Zm>.<T>

Decode for this encoding

```
if ((!IsFeatureImplemented(FEAT_SVE2) && !IsFeatureImplemented(FEAT_SME2)) ||
    !IsFeatureImplemented(FEAT_FAMINMAX)) then EndOfDecode(Decode_UNDEF);
if size == '00' then EndOfDecode(Decode_UNDEF);
constant integer esize = 8 << UInt(size);

constant integer g = UInt(Pg);
constant integer dn = UInt(Zdn);
constant integer m = UInt(Zm);
```

Assembler Symbols

<Zdn> Is the name of the first source and destination scalable vector register, encoded in the "Zdn" field.

<T> Is the size specifier, encoded in “size”:

size	<T>
00	RESERVED
01	H
10	S
11	D

<Pg> Is the name of the governing scalable predicate register P0-P7, encoded in the "Pg" field.

<Zm> Is the name of the second source scalable vector register, encoded in the "Zm" field.

Operation

```
if IsFeatureImplemented(FEAT_SME2) then CheckSVEEnabled\(\); else CheckNonStreamingSVEEnabled\(\);
constant integer VL = CurrentVL;
constant integer PL = VL DIV 8;
constant integer elements = VL DIV esize;
constant bits(PL) mask = P[g, PL];
constant bits(VL) operand1 = Z[dn, VL];
constant bits(VL) operand2 = if AnyActiveElement(mask, esize) then Z[m, VL] else Zeros(VL);
bits(VL) result;

for e = 0 to elements-1
    constant bits(esize) element1 = Elem[operand1, e, esize];
    if ActivePredicateElement(mask, e, esize) then
        constant bits(esize) element2 = Elem[operand2, e, esize];
        Elem[result, e, esize] = FPAbsMin(element1, element2, FPCR);
    else
        Elem[result, e, esize] = element1;

Z[dn, VL] = result;
```

Operational information

This instruction might be immediately preceded in program order by a MOVPRFX instruction. The MOVPRFX must conform to all of the following requirements, otherwise the behavior of the MOVPRFX and this instruction is CONSTRAINED UNPREDICTABLE:

- The MOVPRFX can be predicated or unpredicated.
- A predicated MOVPRFX must use the same governing predicate register as this instruction.
- A predicated MOVPRFX must use the larger of the destination element size and first source element size in the preferred disassembly of this instruction.
- The MOVPRFX must specify the same destination register as this instruction.
- The destination register must not refer to architectural register state referenced by any other source operand register of this instruction.

Internal version only: aarchmrs v2025-03_rel, pseudocode v2025-03_rel ; Build timestamp: 2025-03-21T17:41

Copyright © 2010-2025 Arm Limited or its affiliates. All rights reserved. This document is Non-Confidential.

FCADD

Floating-point complex add with rotate (predicated)

Add the real and imaginary components of the active floating-point complex numbers from the first source vector to the complex numbers from the second source vector which have first been rotated by 90 or 270 degrees in the direction from the positive real axis towards the positive imaginary axis, when considered in polar representation, equivalent to multiplying the complex numbers in the second source vector by $\pm j$ beforehand. Destructively place the results in the corresponding elements of the first source vector. Inactive elements in the destination vector register remain unmodified. Each complex number is represented in a vector register as an even/odd pair of elements with the real part in the even-numbered element and the imaginary part in the odd-numbered element.

SVE
(FEAT_SVE || FEAT_SME)

31	30	29	28	27	26	25	24	23	22	21	20	19	18	17	16	15	14	13	12	11	10	9	8	7	6	5	4	3	2	1	0
0	1	1	0	0	1	0	0	size	0	0	0	0	0	0	rot	1	0	0	Pg	Zm				Zdn							

Encoding

FCADD <Zdn>.<T>, <Pg>/M, <Zdn>.<T>, <Zm>.<T>, <const>

Decode for this encoding

```
if !IsFeatureImplemented(FEAT_SVE) && !IsFeatureImplemented(FEAT_SME) then
    EndOfDecode(Decode_UNDEF);
if size == '00' then EndOfDecode(Decode_UNDEF);
constant integer esize = 8 << UInt(size);
constant integer g = UInt(Pg);
constant integer dn = UInt(Zdn);
constant integer m = UInt(Zm);
constant boolean sub_i = (rot == '0');
constant boolean sub_r = (rot == '1');
```

Assembler Symbols

<Zdn> Is the name of the first source and destination scalable vector register, encoded in the "Zdn" field.

<T> Is the size specifier, encoded in "size":

size	<T>
00	RESERVED
01	H
10	S
11	D

<Pg> Is the name of the governing scalable predicate register P0-P7, encoded in the "Pg" field.

<Zm> Is the name of the second source scalable vector register, encoded in the "Zm" field.

<const> Is the const specifier, encoded in "rot":

rot	<const>
0	#90
1	#270

Operation

```
CheckSVEEnabled();
constant integer VL = CurrentVL;
constant integer PL = VL DIV 8;
constant integer pairs = VL DIV (2 * esize);
constant bits(PL) mask = P[g, PL];
constant bits(VL) operand1 = Z[dn, VL];
constant bits(VL) operand2 = if AnyActiveElement(mask, esize) then Z[m, VL] else Zeros(VL);
bits(VL) result;

for p = 0 to pairs-1
    bits(esize) acc_r = Elem[operand1, 2 * p + 0, esize];
    bits(esize) acc_i = Elem[operand1, 2 * p + 1, esize];
    if ActivePredicateElement(mask, 2 * p + 0, esize) then
        bits(esize) elt2_i = Elem[operand2, 2 * p + 1, esize];
        if sub_i then elt2_i = FPNeg(elt2_i, FPCR);
        acc_r = FPAdd(acc_r, elt2_i, FPCR);
    if ActivePredicateElement(mask, 2 * p + 1, esize) then
        bits(esize) elt2_r = Elem[operand2, 2 * p + 0, esize];
        if sub_r then elt2_r = FPNeg(elt2_r, FPCR);
        acc_i = FPAdd(acc_i, elt2_r, FPCR);
    Elem[result, 2 * p + 0, esize] = acc_r;
    Elem[result, 2 * p + 1, esize] = acc_i;

Z[dn, VL] = result;
```

Operational information

This instruction might be immediately preceded in program order by a MOVPRFX instruction. The MOVPRFX must conform to all of the following requirements, otherwise the behavior of the MOVPRFX and this instruction is CONSTRAINED UNPREDICTABLE:

- The MOVPRFX can be predicated or unpredicated.
- A predicated MOVPRFX must use the same governing predicate register as this instruction.
- A predicated MOVPRFX must use the larger of the destination element size and first source element size in the preferred disassembly of this instruction.
- The MOVPRFX must specify the same destination register as this instruction.
- The destination register must not refer to architectural register state referenced by any other source operand register of this instruction.

Internal version only: aarchmrs v2025-03_rel, pseudocode v2025-03_rel ; Build timestamp: 2025-03-21T17:41

Copyright © 2010-2025 Arm Limited or its affiliates. All rights reserved. This document is Non-Confidential.

FCLAMP

Floating-point clamp to minimum/maximum number

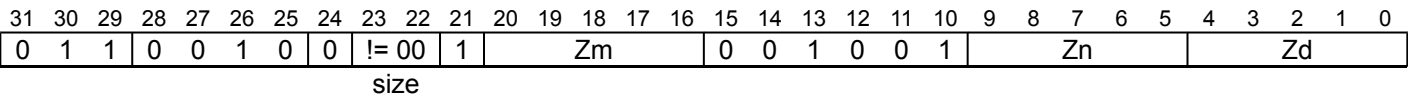
Clamp each floating-point element in the destination vector to between the floating-point minimum value in the corresponding element of the first source vector and the floating-point maximum value in the corresponding element of the second source vector and destructively place the clamped results in the corresponding elements of the destination vector.

Regardless of the value of FPCR.AH, the behavior is as follows for each minimum number and maximum number operation:

- Negative zero compares less than positive zero.
- If one value is numeric and the other is a quiet NaN, the result is the numeric value.
- When FPCR.DN is 0, if either value is a signaling NaN or if both values are NaNs, the result is a quiet NaN.
- When FPCR.DN is 1, if either value is a signaling NaN or if both values are NaNs, the result is Default NaN.

This instruction is unpredicated.

SVE2
(FEAT_SME2 || FEAT_SVE2p1)



Encoding

FCLAMP <Zd>.<T>, <Zn>.<T>, <Zm>.<T>

Decode for this encoding

```
if !IsFeatureImplemented(FEAT_SME2) && !IsFeatureImplemented(FEAT_SVE2p1) then
    EndOfDecode(Decode_UNDEF);
constant integer esize = 8 << UInt(size);
constant integer n = UInt(Zn);
constant integer m = UInt(Zm);
constant integer d = UInt(Zd);
```

Assembler Symbols

<Zd> Is the name of the destination scalable vector register, encoded in the "Zd" field.

<T> Is the size specifier, encoded in "size":

size	<T>
01	H
10	S
11	D

<Zn> Is the name of the first source scalable vector register, encoded in the "Zn" field.

<Zm> Is the name of the second source scalable vector register, encoded in the "Zm" field.

Operation

```
CheckSVEEnabled();
constant integer VL = CurrentVL;
constant integer elements = VL DIV esize;
bits(VL) result;
constant bits(VL) operand1 = Z[n, VL];
constant bits(VL) operand2 = Z[m, VL];
constant bits(VL) operand3 = Z[d, VL];

for e = 0 to elements-1
    constant bits(esize) element1 = Elem[operand1, e, esize];
    constant bits(esize) element2 = Elem[operand2, e, esize];
    constant bits(esize) element3 = Elem[operand3, e, esize];
    constant bits(esize) maxelement = FPMaxNum(element1, element3, FPCR);
    Elem[result, e, esize] = FPMinNum(maxelement, element2, FPCR);
Z[d, VL] = result;
```

Operational information

This instruction might be immediately preceded in program order by a MOVPRFX instruction. The MOVPRFX must conform to all of the following requirements, otherwise the behavior of the MOVPRFX and this instruction is CONSTRAINED UNPREDICTABLE:

- The MOVPRFX must be unpredicated.
- The MOVPRFX must specify the same destination register as this instruction.
- The destination register must not refer to architectural register state referenced by any other source operand register of this instruction.

Internal version only: aarchmrs v2025-03_rel, pseudocode v2025-03_rel ; Build timestamp: 2025-03-21T17:41

Copyright © 2010-2025 Arm Limited or its affiliates. All rights reserved. This document is Non-Confidential.

FCM<cc> (vectors)

Floating-point compare vectors

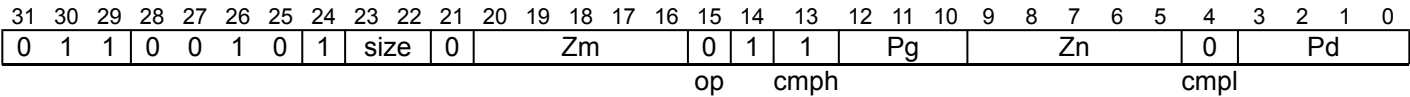
Compare active floating-point elements in the first source vector with corresponding elements in the second source vector, and place the boolean results of the specified comparison in the corresponding elements of the destination predicate. Inactive elements in the destination predicate register are set to zero. Does not set the condition flags.

<cc> Comparison

- EQ equal
- GE greater than or equal
- GT greater than
- NE not equal
- UO unordered

This instruction is used by the pseudo-instructions [FCMLE \(vectors\)](#), and [FCMLT \(vectors\)](#).
It has encodings from 5 classes: [Equal](#) , [Greater than](#) , [Greater than or equal](#) , [Not equal](#) and [Unordered](#)

Equal
(FEAT_SVE || FEAT_SME)



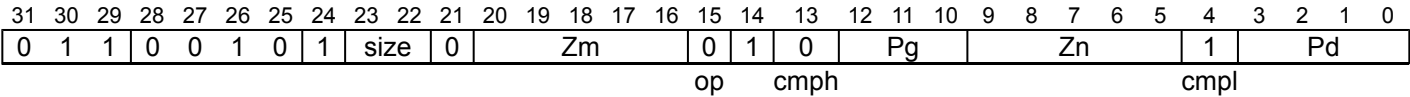
Encoding

FCMEQ <Pd>.<T>, <Pg>/Z, <Zn>.<T>, <Zm>.<T>

Decode for this encoding

```
if !IsFeatureImplemented(FEAT_SVE) && !IsFeatureImplemented(FEAT_SME) then
    EndOfDecode(Decode_UNDEF);
if size == '00' then EndOfDecode(Decode_UNDEF);
constant integer esize = 8 << UInt(size);
constant integer g = UInt(Pg);
constant integer n = UInt(Zn);
constant integer m = UInt(Zm);
constant integer d = UInt(Pd);
constant CmpOp cmp_op = Cmp_EQ;
```

Greater than
(FEAT_SVE || FEAT_SME)



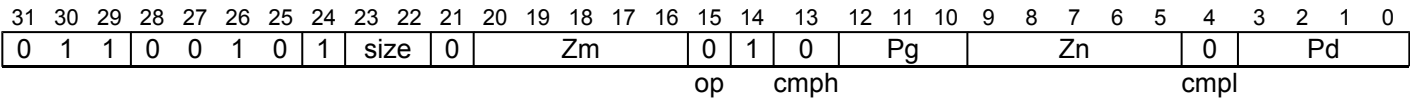
Encoding

FCMGT <Pd>.<T>, <Pg>/Z, <Zn>.<T>, <Zm>.<T>

Decode for this encoding

```
if !IsFeatureImplemented(FEAT_SVE) && !IsFeatureImplemented(FEAT_SME) then
    EndOfDecode(Decode_UNDEF);
if size == '00' then EndOfDecode(Decode_UNDEF);
constant integer esize = 8 << UInt(size);
constant integer g = UInt(Pg);
constant integer n = UInt(Zn);
constant integer m = UInt(Zm);
constant integer d = UInt(Pd);
constant CmpOp cmp_op = Cmp_GT;
```

Greater than or equal
(FEAT_SVE || FEAT_SME)



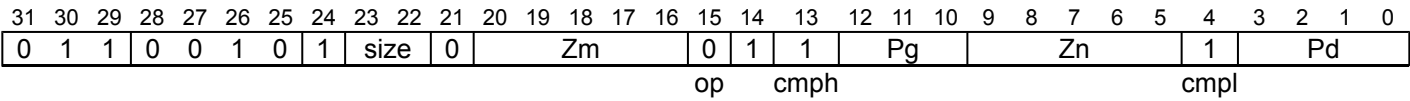
Encoding

FCMGE <Pd>.<T>, <Pg>/Z, <Zn>.<T>, <Zm>.<T>

Decode for this encoding

```
if !IsFeatureImplemented(FEAT_SVE) && !IsFeatureImplemented(FEAT_SME) then
    EndOfDecode(Decode_UNDEF);
if size == '00' then EndOfDecode(Decode_UNDEF);
constant integer esize = 8 << UInt(size);
constant integer g = UInt(Pg);
constant integer n = UInt(Zn);
constant integer m = UInt(Zm);
constant integer d = UInt(Pd);
constant CmpOp cmp_op = Cmp_GE;
```

Not equal
(FEAT_SVE || FEAT_SME)



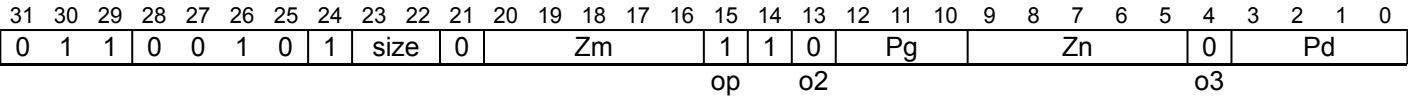
Encoding

FCMNE <Pd>.<T>, <Pg>/Z, <Zn>.<T>, <Zm>.<T>

Decode for this encoding

```
if !IsFeatureImplemented(FEAT_SVE) && !IsFeatureImplemented(FEAT_SME) then
    EndOfDecode(Decode_UNDEF);
if size == '00' then EndOfDecode(Decode_UNDEF);
constant integer esize = 8 << UInt(size);
constant integer g = UInt(Pg);
constant integer n = UInt(Zn);
constant integer m = UInt(Zm);
constant integer d = UInt(Pd);
constant CmpOp cmp_op = Cmp_NE;
```

Unordered
(FEAT_SVE || FEAT_SME)



Encoding

FCMUO <Pd>.<T>, <Pg>/Z, <Zn>.<T>, <Zm>.<T>

Decode for this encoding

```
if !IsFeatureImplemented(FEAT_SVE) && !IsFeatureImplemented(FEAT_SME) then
    EndOfDecode(Decode_UNDEF);
if size == '00' then EndOfDecode(Decode_UNDEF);
constant integer esize = 8 << UInt(size);
constant integer g = UInt(Pg);
constant integer n = UInt(Zn);
constant integer m = UInt(Zm);
constant integer d = UInt(Pd);
constant CmpOp cmp_op = Cmp_UN;
```

Assembler Symbols

<Pd> Is the name of the destination scalable predicate register, encoded in the "Pd" field.

<T> Is the size specifier, encoded in “size”:

size	<T>
00	RESERVED
01	H
10	S
11	D

<Pg> Is the name of the governing scalable predicate register P0-P7, encoded in the "Pg" field.

<Zn> Is the name of the first source scalable vector register, encoded in the "Zn" field.

<Zm> Is the name of the second source scalable vector register, encoded in the "Zm" field.

Operation

```
CheckSVEEnabled();
constant integer VL = CurrentVL;
constant integer PL = VL DIV 8;
constant integer elements = VL DIV esize;
constant bits(PL) mask = P[g, PL];
constant bits(VL) operand1 = if AnyActiveElement(mask, esize) then Z[n, VL] else Zeros(VL);
constant bits(VL) operand2 = if AnyActiveElement(mask, esize) then Z[m, VL] else Zeros(VL);
bits(PL) result;
constant integer psize = esize DIV 8;

for e = 0 to elements-1
    if ActivePredicateElement(mask, e, esize) then
        constant bits(esize) element1 = Elem[operand1, e, esize];
        constant bits(esize) element2 = Elem[operand2, e, esize];
        boolean res;
        case cmp_op of
            when Cmp\_EQ res = FPCompareEQ(element1, element2, FPCR);
            when Cmp\_GE res = FPCompareGE(element1, element2, FPCR);
            when Cmp\_GT res = FPCompareGT(element1, element2, FPCR);
            when Cmp\_UN res = FPCompareUN(element1, element2, FPCR);
            when Cmp\_NE res = FPCompareNE(element1, element2, FPCR);
            when Cmp\_LT res = FPCompareGT(element2, element1, FPCR);
            when Cmp\_LE res = FPCompareGE(element2, element1, FPCR);
        constant bit pbit = if res then '1' else '0';
        Elem[result, e, psize] = ZeroExtend(pbit, psize);
    else
        Elem[result, e, psize] = ZeroExtend('0', psize);

P[d, PL] = result;
```

Operational information

If FEAT_SME is implemented and the PE is in Streaming SVE mode, then any subsequent instruction which is dependent on the predicate register written by this instruction might be significantly delayed.

Internal version only: aarchmrs v2025-03_rel, pseudocode v2025-03_rel ; Build timestamp: 2025-03-21T17:41

Copyright © 2010-2025 Arm Limited or its affiliates. All rights reserved. This document is Non-Confidential.

FCM<cc> (zero)

Floating-point compare vector with zero

Compare active floating-point elements in the source vector with zero, and place the boolean results of the specified comparison in the corresponding elements of the destination predicate. Inactive elements in the destination predicate register are set to zero. Does not set the condition flags.

- <cc> Comparison
- EQ

equal
- GE

greater than or equal
- GT

greater than
- LE

less than or equal
- LT

less than
- NE

not equal
- UO

unordered

It has encodings from 6 classes: [Equal](#) , [Greater than](#) , [Greater than or equal](#) , [Less than](#) , [Less than or equal](#) and [Not equal](#)

Equal
(FEAT_SVE || FEAT_SME)

31	30	29	28	27	26	25	24	23	22	21	20	19	18	17	16	15	14	13	12	11	10	9	8	7	6	5	4	3	2	1	0						
0	1	1	0	0	1	0	1	size	0	1	0	0	1	0	0	0	1	Pg			Zn			0	Pd												
eq															lt													ne									

Encoding

FCMEQ <Pd>.<T>, <Pg>/Z, <Zn>.<T>, #0.0

Decode for this encoding

```
if !IsFeatureImplemented(FEAT_SVE) && !IsFeatureImplemented(FEAT_SME) then
    EndOfDecode(Decode_UNDEF);
if size == '00' then EndOfDecode(Decode_UNDEF);
constant integer esize = 8 << UInt(size);
constant integer g = UInt(Pg);
constant integer n = UInt(Zn);
constant integer d = UInt(Pd);
constant CmpOp op = Cmp_EQ;
```

Greater than
(FEAT_SVE || FEAT_SME)

31	30	29	28	27	26	25	24	23	22	21	20	19	18	17	16	15	14	13	12	11	10	9	8	7	6	5	4	3	2	1	0						
0	1	1	0	0	1	0	1	size	0	1	0	0	0	0	0	0	0	1	Pg			Zn			1			Pd									
eq																		lt										ne									

Encoding

FCMGT <Pd>.<T>, <Pg>/Z, <Zn>.<T>, #0.0

Decode for this encoding

```
if !IsFeatureImplemented(FEAT_SVE) && !IsFeatureImplemented(FEAT_SME) then
    EndOfDecode(Decode_UNDEF);
if size == '00' then EndOfDecode(Decode_UNDEF);
constant integer esize = 8 << UInt(size);
constant integer g = UInt(Pg);
constant integer n = UInt(Zn);
constant integer d = UInt(Pd);
constant CmpOp op = Cmp_GT;
```

Greater than or equal
(FEAT_SVE || FEAT_SME)

31	30	29	28	27	26	25	24	23	22	21	20	19	18	17	16	15	14	13	12	11	10	9	8	7	6	5	4	3	2	1	0								
0	1	1	0	0	1	0	1	size	0	1	0	0	0	0	0	0	0	1	Pg			Zn				0	Pd												
eq																lt												ne											

Encoding

FCMGE <Pd>.<T>, <Pg>/Z, <Zn>.<T>, #0.0

Decode for this encoding

```
if !IsFeatureImplemented(FEAT_SVE) && !IsFeatureImplemented(FEAT_SME) then
    EndOfDecode(Decode_UNDEF);
if size == '00' then EndOfDecode(Decode_UNDEF);
constant integer esize = 8 << UInt(size);
constant integer g = UInt(Pg);
constant integer n = UInt(Zn);
constant integer d = UInt(Pd);
constant CmpOp op = Cmp_GE;
```

Less than
(FEAT_SVE || FEAT_SME)

31	30	29	28	27	26	25	24	23	22	21	20	19	18	17	16	15	14	13	12	11	10	9	8	7	6	5	4	3	2	1	0								
0	1	1	0	0	1	0	1	size	0	1	0	0	0	1	0	0	1	Pg			Zn					0	Pd												
eq																lt												ne											

Encoding

FCMLT <Pd>.<T>, <Pg>/Z, <Zn>.<T>, #0.0

Decode for this encoding

```
if !IsFeatureImplemented(FEAT_SVE) && !IsFeatureImplemented(FEAT_SME) then
    EndOfDecode(Decode_UNDEF);
if size == '00' then EndOfDecode(Decode_UNDEF);
constant integer esize = 8 << UInt(size);
constant integer g = UInt(Pg);
constant integer n = UInt(Zn);
constant integer d = UInt(Pd);
constant CmpOp op = Cmp_LT;
```

Less than or equal
(FEAT_SVE || FEAT_SME)

31	30	29	28	27	26	25	24	23	22	21	20	19	18	17	16	15	14	13	12	11	10	9	8	7	6	5	4	3	2	1	0								
0	1	1	0	0	1	0	1	size	0	1	0	0	0	1	0	0	1	Pg			Zn				1	Pd													
eq																lt												ne											

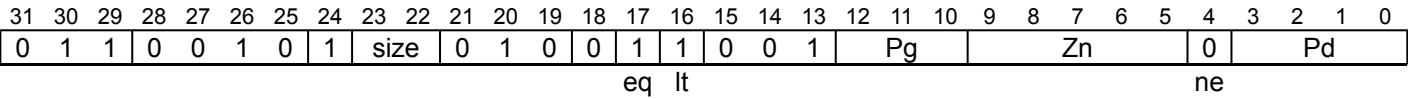
Encoding

FCMLE <Pd>.<T>, <Pg>/Z, <Zn>.<T>, #0.0

Decode for this encoding

```
if !IsFeatureImplemented(FEAT_SVE) && !IsFeatureImplemented(FEAT_SME) then
    EndOfDecode(Decode_UNDEF);
if size == '00' then EndOfDecode(Decode_UNDEF);
constant integer esize = 8 << UInt(size);
constant integer g = UInt(Pg);
constant integer n = UInt(Zn);
constant integer d = UInt(Pd);
constant CmpOp op = Cmp_LE;
```

Not equal
(FEAT_SVE || FEAT_SME)



Encoding

FCMNE <Pd>.<T>, <Pg>/Z, <Zn>.<T>, #0.0

Decode for this encoding

```
if !IsFeatureImplemented(FEAT_SVE) && !IsFeatureImplemented(FEAT_SME) then
    EndOfDecode(Decode_UNDEF);
if size == '00' then EndOfDecode(Decode_UNDEF);
constant integer esize = 8 << UInt(size);
constant integer g = UInt(Pg);
constant integer n = UInt(Zn);
constant integer d = UInt(Pd);
constant CmpOp op = Cmp_NE;
```

Assembler Symbols

<Pd> Is the name of the destination scalable predicate register, encoded in the "Pd" field.

<T> Is the size specifier, encoded in “size”:

size	<T>
00	RESERVED
01	H
10	S
11	D

<Pg> Is the name of the governing scalable predicate register P0-P7, encoded in the "Pg" field.

<Zn> Is the name of the source scalable vector register, encoded in the "Zn" field.

Operation

```
CheckSVEEnabled();
constant integer VL = CurrentVL;
constant integer PL = VL DIV 8;
constant integer elements = VL DIV esize;
constant bits(PL) mask = P[g, PL];
constant bits(VL) operand = if AnyActiveElement(mask, esize) then Z[n, VL] else Zeros(VL);
bits(PL) result;
constant integer psize = esize DIV 8;

for e = 0 to elements-1
    if ActivePredicateElement(mask, e, esize) then
        constant bits(esize) element = Elem[operand, e, esize];
        boolean res;
        case op of
            when Cmp_EQ res = FPCompareEQ(element, 0<esize-1:0>, FPCR);
            when Cmp_GE res = FPCompareGE(element, 0<esize-1:0>, FPCR);
            when Cmp_GT res = FPCompareGT(element, 0<esize-1:0>, FPCR);
            when Cmp_NE res = FPCompareNE(element, 0<esize-1:0>, FPCR);
            when Cmp_LT res = FPCompareGT(0<esize-1:0>, element, FPCR);
            when Cmp_LE res = FPCompareGE(0<esize-1:0>, element, FPCR);
        constant bit pbit = if res then '1' else '0';
        Elem[result, e, psize] = ZeroExtend(pbit, psize);
    else
        Elem[result, e, psize] = ZeroExtend('0', psize);

P[d, PL] = result;
```

Operational information

If FEAT_SME is implemented and the PE is in Streaming SVE mode, then any subsequent instruction which is dependent on the predicate register written by this instruction might be significantly delayed.

Internal version only: aarchmrs v2025-03_rel, pseudocode v2025-03_rel ; Build timestamp: 2025-03-21T17:41

Copyright © 2010-2025 Arm Limited or its affiliates. All rights reserved. This document is Non-Confidential.

FCMLA (indexed)

Floating-point complex multiply-add by indexed values with rotate

Multiply the duplicated real components for rotations 0 and 180, or imaginary components for rotations 90 and 270, of the floating-point complex numbers in each 128-bit segment of the first source vector by the specified complex number in the corresponding the second source vector segment rotated by 0, 90, 180 or 270 degrees in the direction from the positive real axis towards the positive imaginary axis, when considered in polar representation.

Then destructively add the products to the corresponding components of the complex numbers in the addend and destination vector, without intermediate rounding.

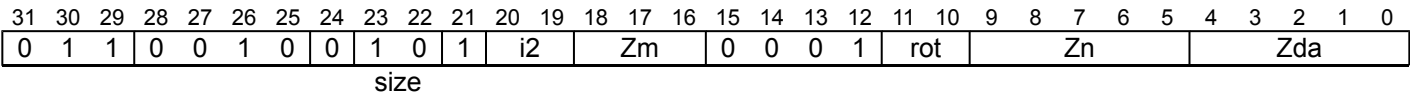
These transformations permit the creation of a variety of multiply-add and multiply-subtract operations on complex numbers by combining two of these instructions with the same vector operands but with rotations that are 90 degrees apart.

Each complex number is represented in a vector register as an even/odd pair of elements with the real part in the even-numbered element and the imaginary part in the odd-numbered element.

The complex numbers within the second source vector are specified using an immediate index which selects the same complex number position within each 128-bit vector segment. The index range is from 0 to one less than the number of complex numbers per 128-bit segment. This instruction is unpredicated.

It has encodings from 2 classes: [Half-precision](#) and [Single-precision](#)

Half-precision (FEAT_SVE || FEAT_SME)



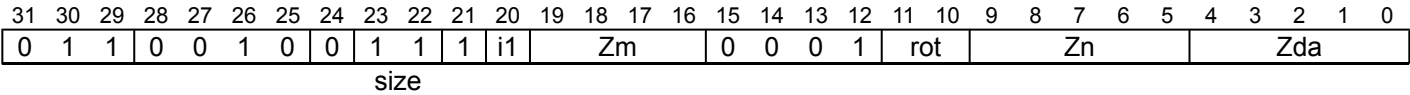
Encoding

FCMLA <Zda>.H, <Zn>.H, <Zm>.H[<imm>], <const>

Decode for this encoding

```
if !IsFeatureImplemented(FEAT_SVE) && !IsFeatureImplemented(FEAT_SME) then
    EndOfDecode(Decode_UNDEF);
constant integer esize = 16;
constant integer index = UInt(i2);
constant integer n = UInt(Zn);
constant integer m = UInt(Zm);
constant integer da = UInt(Zda);
constant integer sel_a = UInt(rot<0>);
constant integer sel_b = UInt(NOT(rot<0>));
constant boolean neg_i = (rot<1> == '1');
constant boolean neg_r = (rot<0> != rot<1>);
```

Single-precision (FEAT_SVE || FEAT_SME)



Encoding

```
FCMLA <Zda>.S, <Zn>.S, <Zm>.S[<imm>], <const>
```

Decode for this encoding

```
if !IsFeatureImplemented(FEAT_SVE) && !IsFeatureImplemented(FEAT_SME) then
    EndOfDecode(Decode_UNDEF);
constant integer esize = 32;
constant integer index = UInt(i1);
constant integer n = UInt(Zn);
constant integer m = UInt(Zm);
constant integer da = UInt(Zda);
constant integer sel_a = UInt(rot<0>);
constant integer sel_b = UInt(NOT(rot<0>));
constant boolean neg_i = (rot<1> == '1');
constant boolean neg_r = (rot<0> != rot<1>);
```

Assembler Symbols

- <Zda> Is the name of the third source and destination scalable vector register, encoded in the "Zda" field.
- <Zn> Is the name of the first source scalable vector register, encoded in the "Zn" field.
- <Zm> For the "Half-precision" variant: is the name of the second source scalable vector register Z0-Z7, encoded in the "Zm" field.
For the "Single-precision" variant: is the name of the second source scalable vector register Z0-Z15, encoded in the "Zm" field.
- <imm> For the "Half-precision" variant: is the index of a Real and Imaginary pair, in the range 0 to 3, encoded in the "i2" field.
For the "Single-precision" variant: is the index of a Real and Imaginary pair, in the range 0 to 1, encoded in the "i1" field.
- <const> Is the const specifier, encoded in "rot":

rot	<const>
00	#0
01	#90
10	#180
11	#270

Operation

```
CheckSVEEnabled();
constant integer VL = CurrentVL;
constant integer pairs = VL DIV (2 * esize);
constant integer pairspersegment = 128 DIV (2 * esize);
constant bits(VL) operand1 = Z[n, VL];
constant bits(VL) operand2 = Z[m, VL];
constant bits(VL) operand3 = Z[da, VL];
bits(VL) result;

for p = 0 to pairs-1
    constant integer segmentbase = p - (p MOD pairspersegment);
    constant integer s = segmentbase + index;
    bits(esize) addend_r = Elem[operand3, 2 * p + 0, esize];
    bits(esize) addend_i = Elem[operand3, 2 * p + 1, esize];
    constant bits(esize) elt1_a = Elem[operand1, 2 * p + sel_a, esize];
    bits(esize) elt2_a = Elem[operand2, 2 * s + sel_a, esize];
    bits(esize) elt2_b = Elem[operand2, 2 * s + sel_b, esize];
    if neg_r then elt2_a = FPNeg(elt2_a, FPCR);
    if neg_i then elt2_b = FPNeg(elt2_b, FPCR);
    addend_r = FPMulAdd(addend_r, elt1_a, elt2_a, FPCR);
    addend_i = FPMulAdd(addend_i, elt1_a, elt2_b, FPCR);
    Elem[result, 2 * p + 0, esize] = addend_r;
    Elem[result, 2 * p + 1, esize] = addend_i;

Z[da, VL] = result;
```

Operational information

This instruction might be immediately preceded in program order by a `MOVPRFX` instruction. The `MOVPRFX` must conform to all of the following requirements, otherwise the behavior of the `MOVPRFX` and this instruction is **CONSTRAINED UNPREDICTABLE**:

- The `MOVPRFX` must be unpredicated.
- The `MOVPRFX` must specify the same destination register as this instruction.
- The destination register must not refer to architectural register state referenced by any other source operand register of this instruction.

Internal version only: aarchmrs v2025-03_rel, pseudocode v2025-03_rel ; Build timestamp: 2025-03-21T17:41

Copyright © 2010-2025 Arm Limited or its affiliates. All rights reserved. This document is Non-Confidential.

FCMLA (vectors)

Floating-point complex multiply-add with rotate (predicated)

Multiply the duplicated real components for rotations 0 and 180, or imaginary components for rotations 90 and 270, of the floating-point complex numbers in the first source vector by the corresponding complex number in the second source vector rotated by 0, 90, 180 or 270 degrees in the direction from the positive real axis towards the positive imaginary axis, when considered in polar representation. Then destructively add the products to the corresponding components of the complex numbers in the addend and destination vector, without intermediate rounding. These transformations permit the creation of a variety of multiply-add and multiply-subtract operations on complex numbers by combining two of these instructions with the same vector operands but with rotations that are 90 degrees apart. Each complex number is represented in a vector register as an even/odd pair of elements with the real part in the even-numbered element and the imaginary part in the odd-numbered element. Inactive elements in the destination vector register remain unmodified.

SVE
(FEAT_SVE || FEAT_SME)

Table with 32 columns (31 to 0) and 2 rows. Row 1: 31, 30, 29, 28, 27, 26, 25, 24, 23, 22, 21, 20, 19, 18, 17, 16, 15, 14, 13, 12, 11, 10, 9, 8, 7, 6, 5, 4, 3, 2, 1, 0. Row 2: 0, 1, 1, 0, 0, 1, 0, 0, size, 0, Zm, 0, rot, Pg, Zn, Zda.

Encoding

FCMLA <Zda>.<T>, <Pg>/M, <Zn>.<T>, <Zm>.<T>, <const>

Decode for this encoding

```
if !IsFeatureImplemented(FEAT_SVE) && !IsFeatureImplemented(FEAT_SME) then
    EndOfDecode(Decode_UNDEF);
if size == '00' then EndOfDecode(Decode_UNDEF);
constant integer esize = 8 << UInt(size);
constant integer g = UInt(Pg);
constant integer n = UInt(Zn);
constant integer m = UInt(Zm);
constant integer da = UInt(Zda);
constant integer sel_a = UInt(rot<0>);
constant integer sel_b = UInt(NOT(rot<0>));
constant boolean neg_i = (rot<1> == '1');
constant boolean neg_r = (rot<0> != rot<1>);
```

Assembler Symbols

<Zda> Is the name of the third source and destination scalable vector register, encoded in the "Zda" field.

<T> Is the size specifier, encoded in "size":

Table with 2 columns: size, <T>. Rows: 00 RESERVED, 01 H, 10 S, 11 D.

<Pg> Is the name of the governing scalable predicate register P0-P7, encoded in the "Pg" field.

<Zn> Is the name of the first source scalable vector register, encoded in the "Zn" field.

<Zm> Is the name of the second source scalable vector register, encoded in the "Zm" field.

<const> Is the const specifier, encoded in "rot":

rot	<const>
00	#0
01	#90
10	#180
11	#270

Operation

```

CheckSVEEnabled();
constant integer VL = CurrentVL;
constant integer PL = VL DIV 8;
constant integer pairs = VL DIV (2 * esize);
constant bits(PL) mask = P[g, PL];
constant bits(VL) op1 = if AnyActiveElement(mask, esize) then Z[n, VL] else Zeros(VL);
constant bits(VL) op2 = if AnyActiveElement(mask, esize) then Z[m, VL] else Zeros(VL);
constant bits(VL) op3 = Z[da, VL];
bits(VL) result;

for p = 0 to pairs-1
    bits(esize) addend_r = Elem[op3, 2 * p + 0, esize];
    bits(esize) addend_i = Elem[op3, 2 * p + 1, esize];
    if ActivePredicateElement(mask, 2 * p + 0, esize) then
        constant bits(esize) elt1_a = Elem[op1, 2*p + sel_a, esize];
        constant bits(esize) elt2_a = (if neg_r then FPNeg(Elem[op2, 2 * p + sel_a, esize], FPCR)
                                     else Elem[op2, 2 * p + sel_a, esize]);
        addend_r = FPMulAdd(addend_r, elt1_a, elt2_a, FPCR);
    if ActivePredicateElement(mask, 2 * p + 1, esize) then
        constant bits(esize) elt1_a = Elem[op1, 2 * p + sel_a, esize];
        constant bits(esize) elt2_b = (if neg_i then FPNeg(Elem[op2, 2 * p + sel_b, esize], FPCR)
                                     else Elem[op2, 2 * p + sel_b, esize]);
        addend_i = FPMulAdd(addend_i, elt1_a, elt2_b, FPCR);
    Elem[result, 2 * p + 0, esize] = addend_r;
    Elem[result, 2 * p + 1, esize] = addend_i;

Z[da, VL] = result;

```

Operational information

This instruction might be immediately preceded in program order by a MOVPRFX instruction. The MOVPRFX must conform to all of the following requirements, otherwise the behavior of the MOVPRFX and this instruction is CONSTRAINED UNPREDICTABLE:

- The MOVPRFX can be predicated or unpredicated.
- A predicated MOVPRFX must use the same governing predicate register as this instruction.
- A predicated MOVPRFX must use the larger of the destination element size and first source element size in the preferred disassembly of this instruction.
- The MOVPRFX must specify the same destination register as this instruction.
- The destination register must not refer to architectural register state referenced by any other source operand register of this instruction.

Internal version only: aarchmrs v2025-03_rel, pseudocode v2025-03_rel ; Build timestamp: 2025-03-21T17:41

Copyright © 2010-2025 Arm Limited or its affiliates. All rights reserved. This document is Non-Confidential.

FCMLE (vectors)

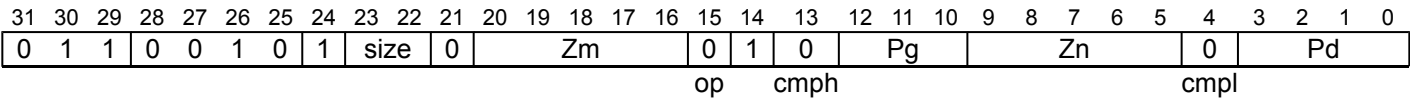
Floating-point compare less than or equal to vector

Compare active floating-point elements in the first source vector being less than or equal to corresponding elements in the second source vector, and place the boolean results of the comparison in the corresponding elements of the destination predicate. Inactive elements in the destination predicate register are set to zero. Does not set the condition flags.

This is a pseudo-instruction of [FCM<cc> \(vectors\)](#). This means:

- The encodings in this description are named to match the encodings of [FCM<cc> \(vectors\)](#).
- The assembler syntax is used only for assembly, and is not used on disassembly.
- The description of [FCM<cc> \(vectors\)](#) gives the operational pseudocode, any CONSTRAINED UNPREDICTABLE behavior, and any operational information for this instruction.

Greater than or equal
(FEAT_SVE || FEAT_SME)



Encoding

FCMLE <Pd>.<T>, <Pg>/Z, <Zm>.<T>, <Zn>.<T>

is equivalent to

FCMGE <Pd>.<T>, <Pg>/Z, <Zn>.<T>, <Zm>.<T>

Assembler Symbols

<Pd> Is the name of the destination scalable predicate register, encoded in the "Pd" field.

<T> Is the size specifier, encoded in “size”:

size	<T>
00	RESERVED
01	H
10	S
11	D

<Pg> Is the name of the governing scalable predicate register P0-P7, encoded in the "Pg" field.

<Zm> Is the name of the second source scalable vector register, encoded in the "Zm" field.

<Zn> Is the name of the first source scalable vector register, encoded in the "Zn" field.

Operation

The description of [FCM<cc> \(vectors\)](#) gives the operational pseudocode for this instruction.

Operational information

If FEAT_SME is implemented and the PE is in Streaming SVE mode, then any subsequent instruction which is dependent on the predicate register written by this instruction might be significantly delayed.

FCMLT (vectors)

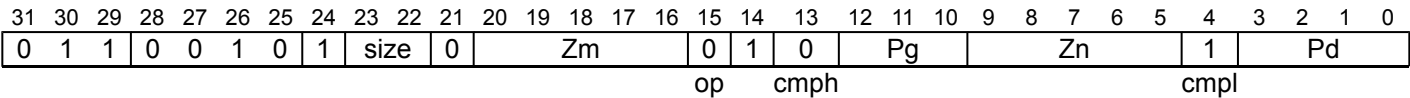
Floating-point compare less than vector

Compare active floating-point elements in the first source vector being less than corresponding elements in the second source vector, and place the boolean results of the comparison in the corresponding elements of the destination predicate. Inactive elements in the destination predicate register are set to zero. Does not set the condition flags.

This is a pseudo-instruction of [FCM<cc> \(vectors\)](#). This means:

- The encodings in this description are named to match the encodings of [FCM<cc> \(vectors\)](#).
- The assembler syntax is used only for assembly, and is not used on disassembly.
- The description of [FCM<cc> \(vectors\)](#) gives the operational pseudocode, any CONSTRAINED UNPREDICTABLE behavior, and any operational information for this instruction.

Greater than
(FEAT_SVE || FEAT_SME)



Encoding

FCMLT <Pd>.<T>, <Pg>/Z, <Zm>.<T>, <Zn>.<T>

is equivalent to

FCMGT <Pd>.<T>, <Pg>/Z, <Zn>.<T>, <Zm>.<T>

Assembler Symbols

<Pd> Is the name of the destination scalable predicate register, encoded in the "Pd" field.

<T> Is the size specifier, encoded in “size”:

size	<T>
00	RESERVED
01	H
10	S
11	D

<Pg> Is the name of the governing scalable predicate register P0-P7, encoded in the "Pg" field.

<Zm> Is the name of the second source scalable vector register, encoded in the "Zm" field.

<Zn> Is the name of the first source scalable vector register, encoded in the "Zn" field.

Operation

The description of [FCM<cc> \(vectors\)](#) gives the operational pseudocode for this instruction.

Operational information

If FEAT_SME is implemented and the PE is in Streaming SVE mode, then any subsequent instruction which is dependent on the predicate register written by this instruction might be significantly delayed.

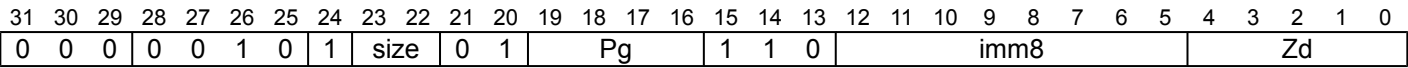
FCPY

Copy 8-bit floating-point immediate to vector elements (predicated)

Copy a floating-point immediate into each active element in the destination vector. Inactive elements in the destination vector register remain unmodified.

This instruction is used by the alias [FMOV \(immediate, predicated\)](#).

SVE
(FEAT_SVE || FEAT_SME)



Encoding

FCPY <Zd>.<T>, <Pg>/M, #<const>

Decode for this encoding

```
if !IsFeatureImplemented(FEAT_SVE) && !IsFeatureImplemented(FEAT_SME) then
    EndOfDecode(Decode_UNDEF);
if size == '00' then EndOfDecode(Decode_UNDEF);
constant integer esize = 8 << UInt(size);
constant integer g = UInt(Pg);
constant integer d = UInt(Zd);
constant bits(esize) imm = VFPEExpandImm(imm8, esize);
```

Assembler Symbols

- <Zd> Is the name of the destination scalable vector register, encoded in the "Zd" field.
- <T> Is the size specifier, encoded in "size":
 Table:
 size | <T>
 00 | RESERVED
 01 | H
 10 | S
 11 | D
- <Pg> Is the name of the governing scalable predicate register, encoded in the "Pg" field.
- <const> Is a floating-point immediate value expressible as ±n÷16×2^r, where n and r are integers such that 16 ≤ n ≤ 31 and -3 ≤ r ≤ 4, i.e. a normalized binary floating-point encoding with 1 sign bit, 3-bit exponent, and 4-bit fractional part, encoded in the "imm8" field.

Operation

```
CheckSVEEnabled();
constant integer VL = CurrentVL;
constant integer PL = VL DIV 8;
constant integer elements = VL DIV esize;
constant bits(PL) mask = P[g, PL];
bits(VL) result = Z[d, VL];

for e = 0 to elements-1
    if ActivePredicateElement(mask, e, esize) then
        Elem[result, e, esize] = imm;

Z[d, VL] = result;
```

Operational information

This instruction might be immediately preceded in program order by a `MOVPRFX` instruction. The `MOVPRFX` must conform to all of the following requirements, otherwise the behavior of the `MOVPRFX` and this instruction is **CONSTRAINED UNPREDICTABLE**:

- The `MOVPRFX` can be predicated or unpredicated.
- A predicated `MOVPRFX` must use the same governing predicate register as this instruction.
- A predicated `MOVPRFX` must use the larger of the destination element size and first source element size in the preferred disassembly of this instruction.
- The `MOVPRFX` must specify the same destination register as this instruction.
- The destination register must not refer to architectural register state referenced by any other source operand register of this instruction.

Internal version only: aarchmrs v2025-03_rel, pseudocode v2025-03_rel ; Build timestamp: 2025-03-21T17:41

Copyright © 2010-2025 Arm Limited or its affiliates. All rights reserved. This document is Non-Confidential.

FCVT

Floating-point convert precision (predicated)

Convert the size and precision of each active floating-point element of the source vector, and place the results in the corresponding elements of the destination vector. Inactive elements in the destination vector register remain unmodified or are set to zero, depending on whether merging or zeroing predication is selected.

Since the input and result types have a different size the smaller type is held unpacked in the least significant bits of elements of the larger size. When the input is the smaller type the upper bits of each source element are ignored. When the result is the smaller type the results are zero-extended to fill each destination element.

It has encodings from 12 classes: [Half-precision to single-precision, merging](#) , [Half-precision to single-precision, zeroing](#) , [Half-precision to double-precision, merging](#) , [Half-precision to double-precision, zeroing](#) , [Single-precision to half-precision, merging](#) , [Single-precision to half-precision, zeroing](#) , [Single-precision to double-precision, merging](#) , [Single-precision to double-precision, zeroing](#) , [Double-precision to half-precision, merging](#) , [Double-precision to half-precision, zeroing](#) , [Double-precision to single-precision, merging](#) and [Double-precision to single-precision, zeroing](#)

Half-precision to single-precision, merging

(FEAT_SVE || FEAT_SME)

31	30	29	28	27	26	25	24	23	22	21	20	19	18	17	16	15	14	13	12	11	10	9	8	7	6	5	4	3	2	1	0
0	1	1	0	0	1	0	1	1	0	0	0	1	0	0	1	1	0	1	Pg			Zn			Zd						
opc												opc2																			

Encoding

FCVT <Zd>.S, <Pg>/M, <Zn>.H

Decode for this encoding

```
if !IsFeatureImplemented(FEAT_SVE) && !IsFeatureImplemented(FEAT_SME) then
    EndOfDecode(Decode_UNDEF);
constant integer esize = 32;
constant integer g = UInt(Pg);
constant integer n = UInt(Zn);
constant integer d = UInt(Zd);
constant integer s_esize = 16;
constant integer d_esize = 32;
constant boolean merging = TRUE;
```

Half-precision to single-precision, zeroing

(FEAT_SVE2p2 || FEAT_SME2p2)

31	30	29	28	27	26	25	24	23	22	21	20	19	18	17	16	15	14	13	12	11	10	9	8	7	6	5	4	3	2	1	0		
0	1	1	0	0	1	0	0	1	0	0	1	1	0	1	0	1	0	1	Pg						Zn						Zd		
opc																opc2																	

Encoding

FCVT <Zd>.S, <Pg>/Z, <Zn>.H

Decode for this encoding

```
if !IsFeatureImplemented(FEAT_SVE2p2) && !IsFeatureImplemented(FEAT_SME2p2) then
    EndOfDecode(Decode_UNDEF);
constant integer esize = 32;
constant integer g = UInt(Pg);
constant integer n = UInt(Zn);
constant integer d = UInt(Zd);
constant integer s_esize = 16;
constant integer d_esize = 32;
constant boolean merging = FALSE;
```

Half-precision to double-precision, merging
(FEAT_SVE || FEAT_SME)

31	30	29	28	27	26	25	24	23	22	21	20	19	18	17	16	15	14	13	12	11	10	9	8	7	6	5	4	3	2	1	0
0	1	1	0	0	1	0	1	1	1	0	0	1	0	0	1	1	0	1	Pg			Zn			Zd						
opc												opc2																			

Encoding

FCVT <Zd>.D, <Pg>/M, <Zn>.H

Decode for this encoding

```
if !IsFeatureImplemented(FEAT_SVE) && !IsFeatureImplemented(FEAT_SME) then
    EndOfDecode(Decode_UNDEF);
constant integer esize = 64;
constant integer g = UInt(Pg);
constant integer n = UInt(Zn);
constant integer d = UInt(Zd);
constant integer s_esign = 16;
constant integer d_esign = 64;
constant boolean merging = TRUE;
```

Half-precision to double-precision, zeroing
(FEAT_SVE2p2 || FEAT_SME2p2)

31	30	29	28	27	26	25	24	23	22	21	20	19	18	17	16	15	14	13	12	11	10	9	8	7	6	5	4	3	2	1	0
0	1	1	0	0	1	0	0	1	1	0	1	1	0	1	0	1	0	1	Pg			Zn			Zd						
opc												opc2																			

Encoding

FCVT <Zd>.D, <Pg>/Z, <Zn>.H

Decode for this encoding

```
if !IsFeatureImplemented(FEAT_SVE2p2) && !IsFeatureImplemented(FEAT_SME2p2) then
    EndOfDecode(Decode_UNDEF);
constant integer esize = 64;
constant integer g = UInt(Pg);
constant integer n = UInt(Zn);
constant integer d = UInt(Zd);
constant integer s_esign = 16;
constant integer d_esign = 64;
constant boolean merging = FALSE;
```

Single-precision to half-precision, merging
(FEAT_SVE || FEAT_SME)

31	30	29	28	27	26	25	24	23	22	21	20	19	18	17	16	15	14	13	12	11	10	9	8	7	6	5	4	3	2	1	0
0	1	1	0	0	1	0	1	1	0	0	0	1	0	0	0	1	0	1	Pg			Zn			Zd						
opc												opc2																			

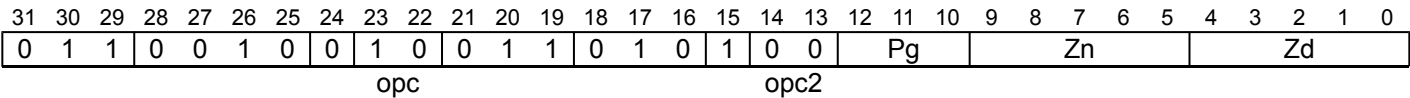
Encoding

FCVT <Zd>.H, <Pg>/M, <Zn>.S

Decode for this encoding

```
if !IsFeatureImplemented(FEAT_SVE) && !IsFeatureImplemented(FEAT_SME) then
    EndOfDecode(Decode_UNDEF);
constant integer esize = 32;
constant integer g = UInt(Pg);
constant integer n = UInt(Zn);
constant integer d = UInt(Zd);
constant integer s_esize = 32;
constant integer d_esize = 16;
constant boolean merging = TRUE;
```

Single-precision to half-precision, zeroing
(FEAT_SVE2p2 || FEAT_SME2p2)



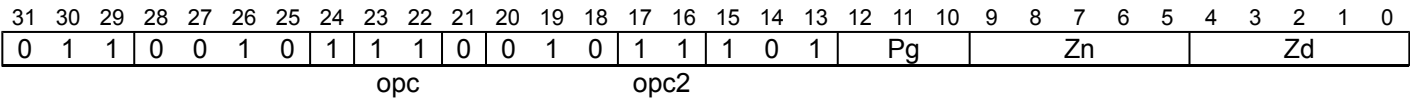
Encoding

FCVT <Zd>.H, <Pg>/Z, <Zn>.S

Decode for this encoding

```
if !IsFeatureImplemented(FEAT_SVE2p2) && !IsFeatureImplemented(FEAT_SME2p2) then
    EndOfDecode(Decode_UNDEF);
constant integer esize = 32;
constant integer g = UInt(Pg);
constant integer n = UInt(Zn);
constant integer d = UInt(Zd);
constant integer s_esize = 32;
constant integer d_esize = 16;
constant boolean merging = FALSE;
```

Single-precision to double-precision, merging
(FEAT_SVE || FEAT_SME)



Encoding

FCVT <Zd>.D, <Pg>/M, <Zn>.S

Decode for this encoding

```
if !IsFeatureImplemented(FEAT_SVE) && !IsFeatureImplemented(FEAT_SME) then
    EndOfDecode(Decode_UNDEF);
constant integer esize = 64;
constant integer g = UInt(Pg);
constant integer n = UInt(Zn);
constant integer d = UInt(Zd);
constant integer s_esize = 32;
constant integer d_esize = 64;
constant boolean merging = TRUE;
```

Single-precision to double-precision, zeroing

(FEAT_SVE2p2 || FEAT_SME2p2)

31	30	29	28	27	26	25	24	23	22	21	20	19	18	17	16	15	14	13	12	11	10	9	8	7	6	5	4	3	2	1	0
0	1	1	0	0	1	0	0	1	1	0	1	1	0	1	0	1	1	1	Pg												
opc												opc2																			

Encoding

FCVT <Zd>.D, <Pg>/Z, <Zn>.S

Decode for this encoding

```
if !IsFeatureImplemented(FEAT_SVE2p2) && !IsFeatureImplemented(FEAT_SME2p2) then
    EndOfDecode(Decode_UNDEF);
constant integer esize = 64;
constant integer g = UInt(Pg);
constant integer n = UInt(Zn);
constant integer d = UInt(Zd);
constant integer s_esign = 32;
constant integer d_esign = 64;
constant boolean merging = FALSE;
```

Double-precision to half-precision, merging

(FEAT_SVE || FEAT_SME)

31	30	29	28	27	26	25	24	23	22	21	20	19	18	17	16	15	14	13	12	11	10	9	8	7	6	5	4	3	2	1	0
0	1	1	0	0	1	0	1	1	1	0	0	1	0	0	0	1	0	1	Pg												
opc												opc2																			

Encoding

FCVT <Zd>.H, <Pg>/M, <Zn>.D

Decode for this encoding

```
if !IsFeatureImplemented(FEAT_SVE) && !IsFeatureImplemented(FEAT_SME) then
    EndOfDecode(Decode_UNDEF);
constant integer esize = 64;
constant integer g = UInt(Pg);
constant integer n = UInt(Zn);
constant integer d = UInt(Zd);
constant integer s_esign = 64;
constant integer d_esign = 16;
constant boolean merging = TRUE;
```

Double-precision to half-precision, zeroing

(FEAT_SVE2p2 || FEAT_SME2p2)

31	30	29	28	27	26	25	24	23	22	21	20	19	18	17	16	15	14	13	12	11	10	9	8	7	6	5	4	3	2	1	0
0	1	1	0	0	1	0	0	1	1	0	1	1	0	1	0	1	0	0	Pg												
opc												opc2																			

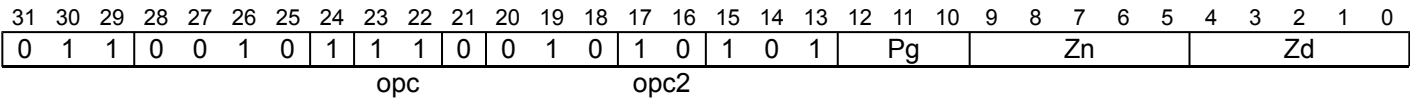
Encoding

FCVT <Zd>.H, <Pg>/Z, <Zn>.D

Decode for this encoding

```
if !IsFeatureImplemented(FEAT_SVE2p2) && !IsFeatureImplemented(FEAT_SME2p2) then
    EndOfDecode(Decode_UNDEF);
constant integer esize = 64;
constant integer g = UInt(Pg);
constant integer n = UInt(Zn);
constant integer d = UInt(Zd);
constant integer s_esize = 64;
constant integer d_esize = 16;
constant boolean merging = FALSE;
```

Double-precision to single-precision, merging
(FEAT_SVE || FEAT_SME)



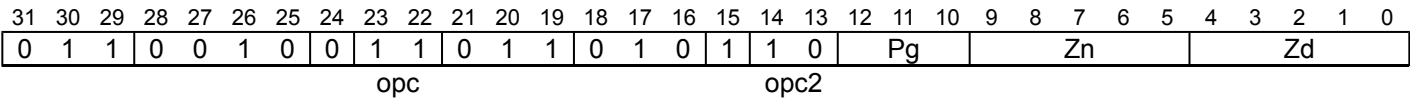
Encoding

FCVT <Zd>.S, <Pg>/M, <Zn>.D

Decode for this encoding

```
if !IsFeatureImplemented(FEAT_SVE) && !IsFeatureImplemented(FEAT_SME) then
    EndOfDecode(Decode_UNDEF);
constant integer esize = 64;
constant integer g = UInt(Pg);
constant integer n = UInt(Zn);
constant integer d = UInt(Zd);
constant integer s_esize = 64;
constant integer d_esize = 32;
constant boolean merging = TRUE;
```

Double-precision to single-precision, zeroing
(FEAT_SVE2p2 || FEAT_SME2p2)



Encoding

FCVT <Zd>.S, <Pg>/Z, <Zn>.D

Decode for this encoding

```
if !IsFeatureImplemented(FEAT_SVE2p2) && !IsFeatureImplemented(FEAT_SME2p2) then
    EndOfDecode(Decode_UNDEF);
constant integer esize = 64;
constant integer g = UInt(Pg);
constant integer n = UInt(Zn);
constant integer d = UInt(Zd);
constant integer s_esize = 64;
constant integer d_esize = 32;
constant boolean merging = FALSE;
```

Assembler Symbols

<Zd>	Is the name of the destination scalable vector register, encoded in the "Zd" field.
<Pg>	Is the name of the governing scalable predicate register P0-P7, encoded in the "Pg" field.
<Zn>	Is the name of the source scalable vector register, encoded in the "Zn" field.

Operation

```
CheckSVEEnabled();
constant integer VL = CurrentVL;
constant integer PL = VL DIV 8;
constant integer elements = VL DIV esize;
constant bits(PL) mask = P[g, PL];
constant bits(VL) operand = if AnyActiveElement(mask, esize) then Z[n, VL] else Zeros(VL);
bits(VL) result = if merging then Z[d, VL] else Zeros(VL);

for e = 0 to elements-1
    if ActivePredicateElement(mask, e, esize) then
        constant bits(esize) element = Elem[operand, e, esize];
        constant bits(d_esize) res = FPConvertSVE(element<s_esize-1:0>, FPCR, d_esize);
        Elem[result, e, esize] = ZeroExtend(res, esize);

Z[d, VL] = result;
```

Operational information

For the "Half-precision to single-precision, merging", "Half-precision to double-precision, merging", "Single-precision to half-precision, merging", "Single-precision to double-precision, merging", "Double-precision to half-precision, merging", "Double-precision to single-precision, merging" variants:

The merging variant of this instruction might be immediately preceded in program order by a MOVPRFX instruction. The MOVPRFX must conform to all of the following requirements, otherwise the behavior of the MOVPRFX and the merging variant of this instruction is CONSTRAINED

UNPREDICTABLE:

- The MOVPRFX can be predicated or unpredicated.
- A predicated MOVPRFX must use the same governing predicate register as the merging variant this instruction.
- A predicated MOVPRFX must use the larger of the destination element size and first source element size in the preferred disassembly of the merging variant of this instruction.
- The MOVPRFX must specify the same destination register as the merging variant of this instruction.
- The destination register must not refer to architectural register state referenced by any other source operand register of the merging variant of this instruction.

Internal version only: aarchmrs v2025-03_rel, pseudocode v2025-03_rel ; Build timestamp: 2025-03-21T17:41

Copyright © 2010-2025 Arm Limited or its affiliates. All rights reserved. This document is Non-Confidential.

FCVTLT

Floating-point up convert long (top, predicated)

Convert odd-numbered floating-point elements from the source vector to the next higher precision, and place the results in the active overlapping double-width elements of the destination vector. Inactive elements in the destination vector register remain unmodified or are set to zero, depending on whether merging or zeroing predication is selected.

It has encodings from 4 classes: [Half-precision to single-precision, merging](#) , [Half-precision to single-precision, zeroing](#) , [Single-precision to double-precision, merging](#) and [Single-precision to double-precision, zeroing](#)

Half-precision to single-precision, merging
(FEAT_SVE2 || FEAT_SME)

31	30	29	28	27	26	25	24	23	22	21	20	19	18	17	16	15	14	13	12	11	10	9	8	7	6	5	4	3	2	1	0
0	1	1	0	0	1	0	0	1	0	0	0	1	0	0	1	1	0	1	Pg			Zn			Zd						
opc												opc2																			

Encoding

FCVTLT <Zd>.S, <Pg>/M, <Zn>.H

Decode for this encoding

```
if !IsFeatureImplemented(FEAT_SVE2) && !IsFeatureImplemented(FEAT_SME) then
    EndOfDecode(Decode_UNDEF);
constant integer esize = 32;
constant integer g = UInt(Pg);
constant integer n = UInt(Zn);
constant integer d = UInt(Zd);
constant boolean merging = TRUE;
```

Half-precision to single-precision, zeroing
(FEAT_SVE2p2 || FEAT_SME2p2)

31	30	29	28	27	26	25	24	23	22	21	20	19	18	17	16	15	14	13	12	11	10	9	8	7	6	5	4	3	2	1	0
0	1	1	0	0	1	0	0	1	0	0	0	0	0	0	1	1	0	1	Pg			Zn			Zd						
opc												opc2																			

Encoding

FCVTLT <Zd>.S, <Pg>/Z, <Zn>.H

Decode for this encoding

```
if !IsFeatureImplemented(FEAT_SVE2p2) && !IsFeatureImplemented(FEAT_SME2p2) then
    EndOfDecode(Decode_UNDEF);
constant integer esize = 32;
constant integer g = UInt(Pg);
constant integer n = UInt(Zn);
constant integer d = UInt(Zd);
constant boolean merging = FALSE;
```

Single-precision to double-precision, merging
(FEAT_SVE2 || FEAT_SME)

31	30	29	28	27	26	25	24	23	22	21	20	19	18	17	16	15	14	13	12	11	10	9	8	7	6	5	4	3	2	1	0
0	1	1	0	0	1	0	0	1	1	0	0	1	0	1	1	1	0	1	Pg			Zn			Zd						
opc												opc2																			

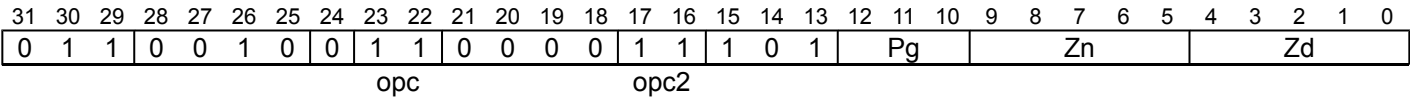
Encoding

FCVTLT <Zd>.D, <Pg>/M, <Zn>.S

Decode for this encoding

```
if !IsFeatureImplemented(FEAT_SVE2) && !IsFeatureImplemented(FEAT_SME) then
    EndOfDecode(Decode_UNDEF);
constant integer esize = 64;
constant integer g = UInt(Pg);
constant integer n = UInt(Zn);
constant integer d = UInt(Zd);
constant boolean merging = TRUE;
```

Single-precision to double-precision, zeroing
(FEAT_SVE2p2 || FEAT_SME2p2)



Encoding

FCVTLT <Zd>.D, <Pg>/Z, <Zn>.S

Decode for this encoding

```
if !IsFeatureImplemented(FEAT_SVE2p2) && !IsFeatureImplemented(FEAT_SME2p2) then
    EndOfDecode(Decode_UNDEF);
constant integer esize = 64;
constant integer g = UInt(Pg);
constant integer n = UInt(Zn);
constant integer d = UInt(Zd);
constant boolean merging = FALSE;
```

Assembler Symbols

- <Zd> Is the name of the destination scalable vector register, encoded in the "Zd" field.
- <Pg> Is the name of the governing scalable predicate register P0-P7, encoded in the "Pg" field.
- <Zn> Is the name of the source scalable vector register, encoded in the "Zn" field.

Operation

```
CheckSVEEnabled();
constant integer VL = CurrentVL;
constant integer PL = VL DIV 8;
constant integer elements = VL DIV esize;
constant integer halfesize = esize DIV 2;
constant bits(PL) mask = P[g, PL];
constant bits(VL) operand = if AnyActiveElement(mask, esize) then Z[n, VL] else Zeros(VL);
bits(VL) result = if merging then Z[d, VL] else Zeros(VL);

for e = 0 to elements-1
    if ActivePredicateElement(mask, e, esize) then
        constant bits(halfesize) element = Elem[operand, 2*e + 1, halfesize];
        Elem[result, e, esize] = FPConvertSVE(element, FPCR, esize);
Z[d, VL] = result;
```

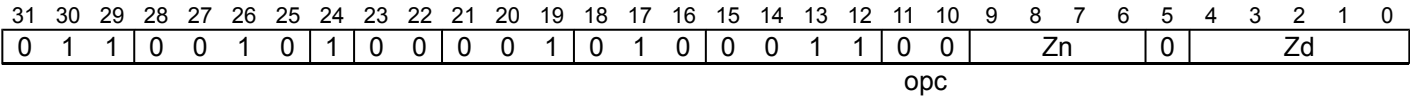

FCVTN

Half-precision convert, narrow and interleave to 8-bit floating-point

Convert each half-precision element of the group of two source vectors to 8-bit floating-point while scaling the value by $2^{SInt(FPMR.NSCALE[4:0])}$, and place the two-way interleaved results in the corresponding 8-bit elements of the destination vector. The 8-bit floating-point encoding format is selected by FPMR.F8D.

This instruction is unpredicated.

SVE2
((FEAT_SVE2 || FEAT_SME2) && FEAT_FP8)



Encoding

```
FCVTN <Zd>.B, { <Zn1>.H-<Zn2>.H }
```

Decode for this encoding

```
if ((!IsFeatureImplemented(FEAT_SVE2) && !IsFeatureImplemented(FEAT_SME2)) ||
    !IsFeatureImplemented(FEAT_FP8)) then EndOfDecode(Decode_UNDEF);
constant integer n = UInt(Zn:'0');
constant integer d = UInt(Zd);
```

Assembler Symbols

- <Zd> Is the name of the destination scalable vector register, encoded in the "Zd" field.
- <Zn1> Is the name of the first scalable vector register of the source multi-vector group, encoded as "Zn" times 2.
- <Zn2> Is the name of the second scalable vector register of the source multi-vector group, encoded as "Zn" times 2 plus 1.

Operation

```
CheckFPMREnabled();
if IsFeatureImplemented(FEAT_SME2) then CheckSVEEnabled(); else CheckNonStreamingSVEEnabled();
constant integer VL = CurrentVL;
constant integer elements = VL DIV 16;
bits(VL) result;

constant bits(VL) operand1 = Z[n+0, VL];
constant bits(VL) operand2 = Z[n+1, VL];
for e = 0 to elements-1
    constant bits(16) element1 = Elem[operand1, e, 16];
    constant bits(16) element2 = Elem[operand2, e, 16];
    Elem[result, 2*e + 0, 8] = FPConvertFP8(element1, FPCR, FPMR, 8);
    Elem[result, 2*e + 1, 8] = FPConvertFP8(element2, FPCR, FPMR, 8);

Z[d, VL] = result;
```

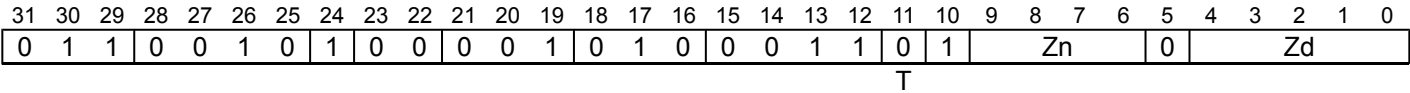
FCVTNB

Single-precision convert, narrow and interleave to 8-bit floating-point (bottom)

Convert each single-precision element of the group of two source vectors to 8-bit floating-point while scaling the value by $2^{SInt(FPMR.NSCALE)}$, and place the two-way interleaved results in the corresponding even-numbered 8-bit elements of the destination vector, zeroing the odd-numbered elements. The 8-bit floating-point encoding format is selected by FPMR.F8D.

This instruction is unpredicated.

SVE2
((FEAT_SVE2 || FEAT_SME2) && FEAT_FP8)



Encoding

FCVTNB <Zd>.B, { <Zn1>.S-<Zn2>.S }

Decode for this encoding

```
if ((!IsFeatureImplemented(FEAT_SVE2) && !IsFeatureImplemented(FEAT_SME2)) ||
    !IsFeatureImplemented(FEAT_FP8)) then EndOfDecode(Decode_UNDEF);
constant integer n = UInt(Zn:'0');
constant integer d = UInt(Zd);
```

Assembler Symbols

- <Zd> Is the name of the destination scalable vector register, encoded in the "Zd" field.
- <Zn1> Is the name of the first scalable vector register of the source multi-vector group, encoded as "Zn" times 2.
- <Zn2> Is the name of the second scalable vector register of the source multi-vector group, encoded as "Zn" times 2 plus 1.

Operation

```
CheckFPMREnabled();
if IsFeatureImplemented(FEAT_SME2) then CheckSVEEnabled(); else CheckNonStreamingSVEEnabled();
constant integer VL = CurrentVL;
constant integer elements = VL DIV 32;
bits(VL) result;

constant bits(VL) operand1 = Z[n+0, VL];
constant bits(VL) operand2 = Z[n+1, VL];
for e = 0 to elements-1
    constant bits(32) element1 = Elem[operand1, e, 32];
    constant bits(32) element2 = Elem[operand2, e, 32];
    constant bits(8) res1 = FPConvertFP8(element1, FPCR, FPMR, 8);
    constant bits(8) res2 = FPConvertFP8(element2, FPCR, FPMR, 8);
    Elem[result, 2*e + 0, 16] = ZeroExtend(res1, 16);
    Elem[result, 2*e + 1, 16] = ZeroExtend(res2, 16);

Z[d, VL] = result;
```

FCVTNT (predicated)

Floating-point down convert and narrow (top, predicated)

Convert active floating-point elements from the source vector to the next lower precision, and place the results in the odd-numbered half-width elements of the destination vector, leaving the even-numbered elements unchanged. Inactive elements in the destination vector register remain unmodified or are set to zero, depending on whether merging or zeroing predication is selected.

It has encodings from 4 classes: [Single-precision to half-precision, merging](#) , [Single-precision to half-precision, zeroing](#) , [Double-precision to single-precision, merging](#) and [Double-precision to single-precision, zeroing](#)

Single-precision to half-precision, merging
(FEAT_SVE2 || FEAT_SME)

31	30	29	28	27	26	25	24	23	22	21	20	19	18	17	16	15	14	13	12	11	10	9	8	7	6	5	4	3	2	1	0
0	1	1	0	0	1	0	0	1	0	0	0	1	0	0	0	1	0	1	Pg			Zn			Zd						
opc												opc2																			

Encoding

FCVTNT <Zd>.H, <Pg>/M, <Zn>.S

Decode for this encoding

```
if !IsFeatureImplemented(FEAT_SVE2) && !IsFeatureImplemented(FEAT_SME) then
    EndOfDecode(Decode_UNDEF);
constant integer esize = 32;
constant integer g = UInt(Pg);
constant integer n = UInt(Zn);
constant integer d = UInt(Zd);
constant boolean merging = TRUE;
```

Single-precision to half-precision, zeroing
(FEAT_SVE2p2 || FEAT_SME2p2)

31	30	29	28	27	26	25	24	23	22	21	20	19	18	17	16	15	14	13	12	11	10	9	8	7	6	5	4	3	2	1	0
0	1	1	0	0	1	0	0	1	0	0	0	0	0	0	0	1	0	1	Pg			Zn			Zd						
opc												opc2																			

Encoding

FCVTNT <Zd>.H, <Pg>/Z, <Zn>.S

Decode for this encoding

```
if !IsFeatureImplemented(FEAT_SVE2p2) && !IsFeatureImplemented(FEAT_SME2p2) then
    EndOfDecode(Decode_UNDEF);
constant integer esize = 32;
constant integer g = UInt(Pg);
constant integer n = UInt(Zn);
constant integer d = UInt(Zd);
constant boolean merging = FALSE;
```

Double-precision to single-precision, merging
(FEAT_SVE2 || FEAT_SME)

31	30	29	28	27	26	25	24	23	22	21	20	19	18	17	16	15	14	13	12	11	10	9	8	7	6	5	4	3	2	1	0
0	1	1	0	0	1	0	0	1	1	0	0	1	0	1	0	1	0	1	Pg			Zn			Zd						
opc												opc2																			

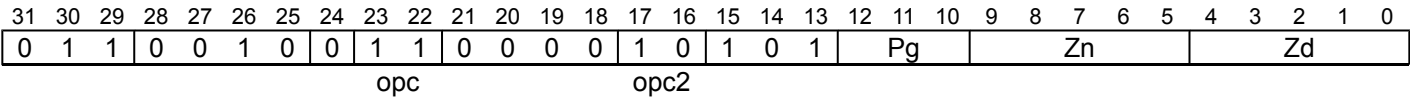
Encoding

FCVTNT <Zd>.S, <Pg>/M, <Zn>.D

Decode for this encoding

```
if !IsFeatureImplemented(FEAT_SVE2) && !IsFeatureImplemented(FEAT_SME) then
    EndOfDecode(Decode_UNDEF);
constant integer esize = 64;
constant integer g = UInt(Pg);
constant integer n = UInt(Zn);
constant integer d = UInt(Zd);
constant boolean merging = TRUE;
```

Double-precision to single-precision, zeroing
(FEAT_SVE2p2 || FEAT_SME2p2)



Encoding

FCVTNT <Zd>.S, <Pg>/Z, <Zn>.D

Decode for this encoding

```
if !IsFeatureImplemented(FEAT_SVE2p2) && !IsFeatureImplemented(FEAT_SME2p2) then
    EndOfDecode(Decode_UNDEF);
constant integer esize = 64;
constant integer g = UInt(Pg);
constant integer n = UInt(Zn);
constant integer d = UInt(Zd);
constant boolean merging = FALSE;
```

Assembler Symbols

- <Zd> Is the name of the destination scalable vector register, encoded in the "Zd" field.
- <Pg> Is the name of the governing scalable predicate register P0-P7, encoded in the "Pg" field.
- <Zn> Is the name of the source scalable vector register, encoded in the "Zn" field.

Operation

```
CheckSVEEnabled();
constant integer VL = CurrentVL;
constant integer PL = VL DIV 8;
constant integer elements = VL DIV esize;
constant integer halfsize = esize DIV 2;
constant bits(PL) mask = P[g, PL];
constant bits(VL) operand = if AnyActiveElement(mask, esize) then Z[n, VL] else Zeros(VL);
bits(VL) result = Z[d, VL];

for e = 0 to elements-1
    if ActivePredicateElement(mask, e, esize) then
        constant bits(esize) element = Elem[operand, e, esize];
        Elem[result, 2*e + 1, halfsize] = FPConvertSVE(element, FPCR, halfsize);

    elseif !merging then
        Elem[result, 2*e + 1, halfsize] = Zeros(halfsize);

Z[d, VL] = result;
```

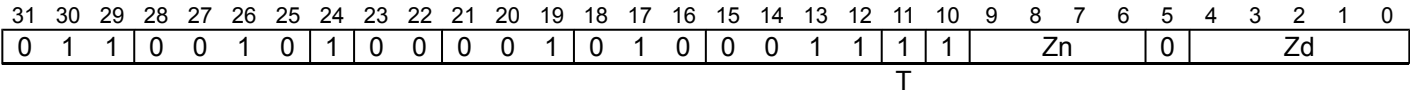

FCVTNT (unpredicated)

Single-precision convert, narrow and interleave to 8-bit floating-point (top)

Convert each single-precision element of the group of two source vectors to 8-bit floating-point while scaling the value by $2^{SInt(FPMR.NSCALE)}$, and place the two-way interleaved results in the corresponding odd-numbered 8-bit elements of the destination vector, leaving the even-numbered elements unchanged. The 8-bit floating-point encoding format is selected by FPMR.F8D.

This instruction is unpredicated.

SVE2
((FEAT_SVE2 || FEAT_SME2) && FEAT_FP8)



Encoding

```
FCVTNT <Zd>.B, { <Zn1>.S-<Zn2>.S }
```

Decode for this encoding

```
if ((!IsFeatureImplemented(FEAT_SVE2) && !IsFeatureImplemented(FEAT_SME2)) ||
    !IsFeatureImplemented(FEAT_FP8)) then EndOfDecode(Decode_UNDEF);
constant integer n = UInt(Zn:'0');
constant integer d = UInt(Zd);
```

Assembler Symbols

- <Zd> Is the name of the destination scalable vector register, encoded in the "Zd" field.
- <Zn1> Is the name of the first scalable vector register of the source multi-vector group, encoded as "Zn" times 2.
- <Zn2> Is the name of the second scalable vector register of the source multi-vector group, encoded as "Zn" times 2 plus 1.

Operation

```
CheckFPMREnabled();
if IsFeatureImplemented(FEAT_SME2) then CheckSVEEnabled(); else CheckNonStreamingSVEEnabled();
constant integer VL = CurrentVL;
constant integer elements = VL DIV 32;
bits(VL) result = Z[d, VL];

constant bits(VL) operand1 = Z[n+0, VL];
constant bits(VL) operand2 = Z[n+1, VL];
for e = 0 to elements-1
    constant bits(32) element1 = Elem[operand1, e, 32];
    constant bits(32) element2 = Elem[operand2, e, 32];
    Elem[result, 4*e + 1, 8] = FPConvertFP8(element1, FPCR, FPMR, 8);
    Elem[result, 4*e + 3, 8] = FPConvertFP8(element2, FPCR, FPMR, 8);

Z[d, VL] = result;
```

FCVTX

Double-precision down convert to single-precision, rounding to odd (predicated)

Convert active double-precision elements from the source vector to single-precision, rounding to Odd, and place the results in the even-numbered 32-bit elements of the destination vector, while setting the odd-numbered elements to zero. Inactive elements in the destination vector register remain unmodified or are set to zero, depending on whether merging or zeroing predication is selected.

Rounding to Odd (aka Von Neumann rounding) permits a two-step conversion from double-precision to half-precision without incurring intermediate rounding errors.

It has encodings from 2 classes: [Double-precision to single-precision, merging](#) and [Double-precision to single-precision, zeroing](#)

Double-precision to single-precision, merging
(FEAT_SVE2 || FEAT_SME)

31	30	29	28	27	26	25	24	23	22	21	20	19	18	17	16	15	14	13	12	11	10	9	8	7	6	5	4	3	2	1	0
0	1	1	0	0	1	0	1	0	0	0	0	1	0	1	0	1	0	1	Pg			Zn			Zd						
opc												opc2																			

Encoding

FCVTX <Zd>.S, <Pg>/M, <Zn>.D

Decode for this encoding

```
if !IsFeatureImplemented(FEAT_SVE2) && !IsFeatureImplemented(FEAT_SME) then
    EndOfDecode(Decode_UNDEF);
constant integer esize = 64;
constant integer g = UInt(Pg);
constant integer n = UInt(Zn);
constant integer d = UInt(Zd);
constant integer s_esize = 64;
constant integer d_esize = 32;
constant boolean merging = TRUE;
```

Double-precision to single-precision, zeroing
(FEAT_SVE2p2 || FEAT_SME2p2)

31	30	29	28	27	26	25	24	23	22	21	20	19	18	17	16	15	14	13	12	11	10	9	8	7	6	5	4	3	2	1	0
0	1	1	0	0	1	0	0	0	0	0	1	1	0	1	0	1	1	0	Pg			Zn			Zd						
opc												opc2																			

Encoding

FCVTX <Zd>.S, <Pg>/Z, <Zn>.D

Decode for this encoding

```
if !IsFeatureImplemented(FEAT_SVE2p2) && !IsFeatureImplemented(FEAT_SME2p2) then
    EndOfDecode(Decode_UNDEF);
constant integer esize = 64;
constant integer g = UInt(Pg);
constant integer n = UInt(Zn);
constant integer d = UInt(Zd);
constant integer s_esize = 64;
constant integer d_esize = 32;
constant boolean merging = FALSE;
```

Assembler Symbols

<Zd> Is the name of the destination scalable vector register, encoded in the "Zd" field.

<Pg> Is the name of the governing scalable predicate register P0-P7, encoded in the "Pg" field.

<Zn> Is the name of the source scalable vector register, encoded in the "Zn" field.

Operation

```
CheckSVEEnabled();
constant integer VL = CurrentVL;
constant integer PL = VL DIV 8;
constant integer elements = VL DIV esize;
constant bits(PL) mask = P[g, PL];
constant bits(VL) operand = if AnyActiveElement(mask, esize) then Z[n, VL] else Zeros(VL);
bits(VL) result = if merging then Z[d, VL] else Zeros(VL);

for e = 0 to elements-1
    if ActivePredicateElement(mask, e, esize) then
        constant bits(esize) element = Elem[operand, e, esize];
        constant bits(d_esize) res = FPConvertSVE(element<s_esize-1:0>, FPCR, FPRounding_ODD,
                                                    d_esize);
        Elem[result, e, esize] = ZeroExtend(res, esize);

Z[d, VL] = result;
```

Operational information

For the "Double-precision to single-precision, merging" variant:

The merging variant of this instruction might be immediately preceded in program order by a MOVPRFX instruction. The MOVPRFX must conform to all of the following requirements, otherwise the behavior of the MOVPRFX and the merging variant of this instruction is CONSTRAINED UNPREDICTABLE:

- The MOVPRFX can be predicated or unpredicated.
- A predicated MOVPRFX must use the same governing predicate register as the merging variant this instruction.
- A predicated MOVPRFX must use the larger of the destination element size and first source element size in the preferred disassembly of the merging variant of this instruction.
- The MOVPRFX must specify the same destination register as the merging variant of this instruction.
- The destination register must not refer to architectural register state referenced by any other source operand register of the merging variant of this instruction.

Internal version only: aarchmrs v2025-03_rel, pseudocode v2025-03_rel ; Build timestamp: 2025-03-21T17:41

Copyright © 2010-2025 Arm Limited or its affiliates. All rights reserved. This document is Non-Confidential.

FCVTXNT

Double-precision down convert to single-precision, rounding to odd (top, predicated)

Convert active double-precision elements from the source vector to single-precision, rounding to Odd, and place the results in the odd-numbered 32-bit elements of the destination vector, leaving the even-numbered elements unchanged. Inactive elements in the destination vector register remain unmodified or are set to zero, depending on whether merging or zeroing predication is selected.

Rounding to Odd (aka Von Neumann rounding) permits a two-step conversion from double-precision to half-precision without incurring intermediate rounding errors.

It has encodings from 2 classes: [Double-precision to single-precision, merging](#) and [Double-precision to single-precision, zeroing](#)

Double-precision to single-precision, merging
(FEAT_SVE2 || FEAT_SME)

31	30	29	28	27	26	25	24	23	22	21	20	19	18	17	16	15	14	13	12	11	10	9	8	7	6	5	4	3	2	1	0
0	1	1	0	0	1	0	0	0	0	0	0	1	0	1	0	1	0	1	Pg			Zn			Zd						
opc												opc2																			

Encoding

FCVTXNT <Zd>.S, <Pg>/M, <Zn>.D

Decode for this encoding

```
if !IsFeatureImplemented(FEAT_SVE2) && !IsFeatureImplemented(FEAT_SME) then
    EndOfDecode(Decode_UNDEF);
constant integer esize = 64;
constant integer g = UInt(Pg);
constant integer n = UInt(Zn);
constant integer d = UInt(Zd);
constant boolean merging = TRUE;
```

Double-precision to single-precision, zeroing
(FEAT_SVE2p2 || FEAT_SME2p2)

31	30	29	28	27	26	25	24	23	22	21	20	19	18	17	16	15	14	13	12	11	10	9	8	7	6	5	4	3	2	1	0
0	1	1	0	0	1	0	0	0	0	0	0	0	0	1	0	1	0	1	Pg			Zn			Zd						
opc												opc2																			

Encoding

FCVTXNT <Zd>.S, <Pg>/Z, <Zn>.D

Decode for this encoding

```
if !IsFeatureImplemented(FEAT_SVE2p2) && !IsFeatureImplemented(FEAT_SME2p2) then
    EndOfDecode(Decode_UNDEF);
constant integer esize = 64;
constant integer g = UInt(Pg);
constant integer n = UInt(Zn);
constant integer d = UInt(Zd);
constant boolean merging = FALSE;
```

Assembler Symbols

- <Zd> Is the name of the destination scalable vector register, encoded in the "Zd" field.
- <Pg> Is the name of the governing scalable predicate register P0-P7, encoded in the "Pg" field.
- <Zn> Is the name of the source scalable vector register, encoded in the "Zn" field.

Operation

```
CheckSVEEnabled();
constant integer VL = CurrentVL;
constant integer PL = VL DIV 8;
constant integer elements = VL DIV esize;
constant integer halfesize = esize DIV 2;
constant bits(PL) mask = P[g, PL];
constant bits(VL) operand = if AnyActiveElement(mask, esize) then Z[n, VL] else Zeros(VL);
bits(VL) result = Z[d, VL];

for e = 0 to elements-1
    if ActivePredicateElement(mask, e, esize) then
        constant bits(esize) element = Elem[operand, e, esize];
        Elem[result, 2*e + 1, halfesize] = FPConvertSVE(element, FPCR, FPRounding\_ODD, halfesize);

    elseif !merging then
        Elem[result, 2*e + 1, halfesize] = Zeros(halfesize);

Z[d, VL] = result;
```

Internal version only: aarchmrs v2025-03_rel, pseudocode v2025-03_rel ; Build timestamp: 2025-03-21T17:41

Copyright © 2010-2025 Arm Limited or its affiliates. All rights reserved. This document is Non-Confidential.

FCVTZS

Floating-point convert to signed integer, rounding toward zero (predicated)

Convert to the signed integer nearer to zero from each active floating-point element of the source vector, and place the results in the corresponding elements of the destination vector. Inactive elements in the destination vector register remain unmodified or are set to zero, depending on whether merging or zeroing predication is selected.

If the input and result types have a different size the smaller type is held unpacked in the least significant bits of elements of the larger size. When the input is the smaller type the upper bits of each source element are ignored. When the result is the smaller type the results are sign-extended to fill each destination element.

It has encodings from 14 classes: [Half-precision to 16-bit, merging](#) , [Half-precision to 16-bit, zeroing](#) , [Half-precision to 32-bit, merging](#) , [Half-precision to 32-bit, zeroing](#) , [Half-precision to 64-bit, merging](#) , [Half-precision to 64-bit, zeroing](#) , [Single-precision to 32-bit, merging](#) , [Single-precision to 32-bit, zeroing](#) , [Single-precision to 64-bit, merging](#) , [Single-precision to 64-bit, zeroing](#) , [Double-precision to 32-bit, merging](#) , [Double-precision to 32-bit, zeroing](#) , [Double-precision to 64-bit, merging](#) and [Double-precision to 64-bit, zeroing](#)

Half-precision to 16-bit, merging
(FEAT_SVE || FEAT_SME)

31	30	29	28	27	26	25	24	23	22	21	20	19	18	17	16	15	14	13	12	11	10	9	8	7	6	5	4	3	2	1	0
0	1	1	0	0	1	0	1	0	1	0	1	1	0	1	0	1	0	1	Pg			Zn				Zd					
opc												opc2 int_U																			

Encoding

FCVTZS <Zd>.H, <Pg>/M, <Zn>.H

Decode for this encoding

```
if !IsFeatureImplemented(FEAT_SVE) && !IsFeatureImplemented(FEAT_SME) then
    EndOfDecode(Decode_UNDEF);
constant integer esize = 16;
constant integer g = UInt(Pg);
constant integer n = UInt(Zn);
constant integer d = UInt(Zd);
constant integer s_esign = 16;
constant integer d_esign = 16;
constant boolean unsigned = FALSE;
constant FPRounding rounding = FPRounding_ZERO;
constant boolean merging = TRUE;
```

Half-precision to 16-bit, zeroing
(FEAT_SVE2p2 || FEAT_SME2p2)

31	30	29	28	27	26	25	24	23	22	21	20	19	18	17	16	15	14	13	12	11	10	9	8	7	6	5	4	3	2	1	0
0	1	1	0	0	1	0	0	0	1	0	1	1	1	1	0	1	1	0	Pg			Zn				Zd					
opc												o2				o3 int_U															

Encoding

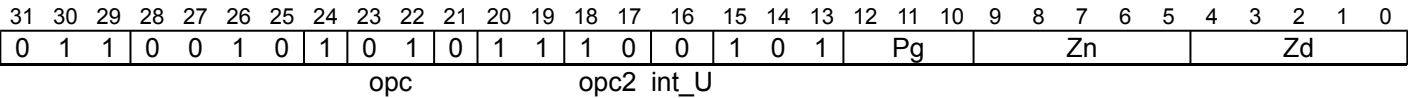
FCVTZS <Zd>.H, <Pg>/Z, <Zn>.H

Decode for this encoding

```
if !IsFeatureImplemented(FEAT_SVE2p2) && !IsFeatureImplemented(FEAT_SME2p2) then
    EndOfDecode(Decode_UNDEF);
constant integer esize = 16;
constant integer g = UInt(Pg);
constant integer n = UInt(Zn);
constant integer d = UInt(Zd);
constant integer s_esign = 16;
constant integer d_esign = 16;
constant boolean unsigned = FALSE;
constant FPRounding rounding = FPRounding_ZERO;
constant boolean merging = FALSE;
```

Half-precision to 32-bit, merging

(FEAT_SVE || FEAT_SME)



Encoding

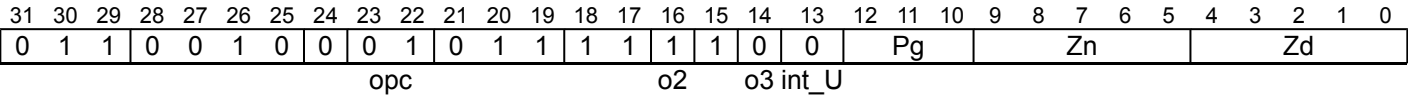
FCVTZS <Zd>.S, <Pg>/M, <Zn>.H

Decode for this encoding

```
if !IsFeatureImplemented(FEAT_SVE) && !IsFeatureImplemented(FEAT_SME) then
    EndOfDecode(Decode_UNDEF);
constant integer esize = 32;
constant integer g = UInt(Pg);
constant integer n = UInt(Zn);
constant integer d = UInt(Zd);
constant integer s_esign = 16;
constant integer d_esign = 32;
constant boolean unsigned = FALSE;
constant FPRounding rounding = FPRounding_ZERO;
constant boolean merging = TRUE;
```

Half-precision to 32-bit, zeroing

(FEAT_SVE2p2 || FEAT_SME2p2)



Encoding

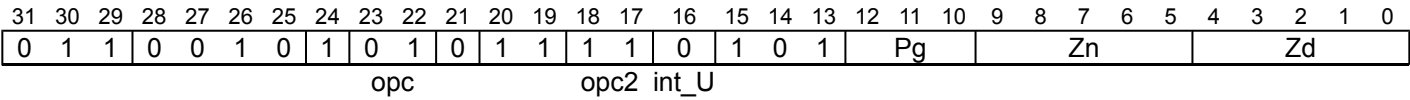
FCVTZS <Zd>.S, <Pg>/Z, <Zn>.H

Decode for this encoding

```
if !IsFeatureImplemented(FEAT_SVE2p2) && !IsFeatureImplemented(FEAT_SME2p2) then
    EndOfDecode(Decode_UNDEF);
constant integer esize = 32;
constant integer g = UInt(Pg);
constant integer n = UInt(Zn);
constant integer d = UInt(Zd);
constant integer s_esign = 16;
constant integer d_esign = 32;
constant boolean unsigned = FALSE;
constant FPRounding rounding = FPRounding_ZERO;
constant boolean merging = FALSE;
```

Half-precision to 64-bit, merging

(FEAT_SVE || FEAT_SME)



Encoding

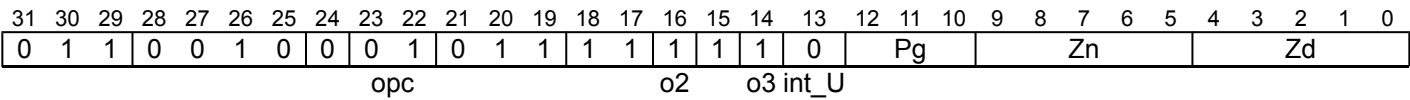
FCVTZS <Zd>.D, <Pg>/M, <Zn>.H

Decode for this encoding

```
if !IsFeatureImplemented(FEAT_SVE) && !IsFeatureImplemented(FEAT_SME) then
    EndOfDecode(Decode_UNDEF);
constant integer esize = 64;
constant integer g = UInt(Pg);
constant integer n = UInt(Zn);
constant integer d = UInt(Zd);
constant integer s_esign = 16;
constant integer d_esign = 64;
constant boolean unsigned = FALSE;
constant FPRounding rounding = FPRounding_ZERO;
constant boolean merging = TRUE;
```

Half-precision to 64-bit, zeroing

(FEAT_SVE2p2 || FEAT_SME2p2)



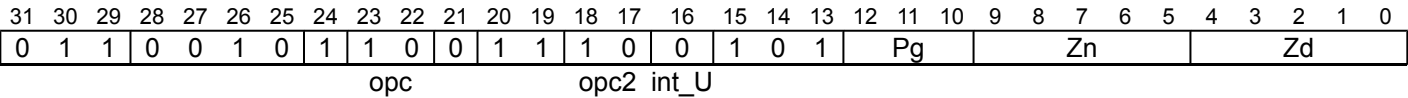
Encoding

FCVTZS <Zd>.D, <Pg>/Z, <Zn>.H

Decode for this encoding

```
if !IsFeatureImplemented(FEAT_SVE2p2) && !IsFeatureImplemented(FEAT_SME2p2) then
    EndOfDecode(Decode_UNDEF);
constant integer esize = 64;
constant integer g = UInt(Pg);
constant integer n = UInt(Zn);
constant integer d = UInt(Zd);
constant integer s_esign = 16;
constant integer d_esign = 64;
constant boolean unsigned = FALSE;
constant FPRounding rounding = FPRounding_ZERO;
constant boolean merging = FALSE;
```

Single-precision to 32-bit, merging
(FEAT_SVE || FEAT_SME)



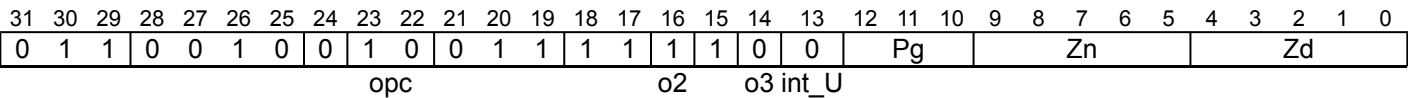
Encoding

FCVTZS <Zd>.S, <Pg>/M, <Zn>.S

Decode for this encoding

```
if !IsFeatureImplemented(FEAT_SVE) && !IsFeatureImplemented(FEAT_SME) then
    EndOfDecode(Decode_UNDEF);
constant integer esize = 32;
constant integer g = UInt(Pg);
constant integer n = UInt(Zn);
constant integer d = UInt(Zd);
constant integer s_esign = 32;
constant integer d_esign = 32;
constant boolean unsigned = FALSE;
constant FPRounding rounding = FPRounding_ZERO;
constant boolean merging = TRUE;
```

Single-precision to 32-bit, zeroing
(FEAT_SVE2p2 || FEAT_SME2p2)



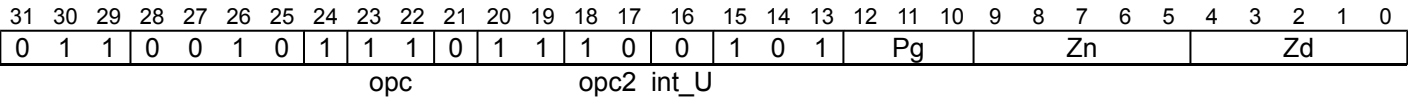
Encoding

FCVTZS <Zd>.S, <Pg>/Z, <Zn>.S

Decode for this encoding

```
if !IsFeatureImplemented(FEAT_SVE2p2) && !IsFeatureImplemented(FEAT_SME2p2) then
    EndOfDecode(Decode_UNDEF);
constant integer esize = 32;
constant integer g = UInt(Pg);
constant integer n = UInt(Zn);
constant integer d = UInt(Zd);
constant integer s_esign = 32;
constant integer d_esign = 32;
constant boolean unsigned = FALSE;
constant FPRounding rounding = FPRounding_ZERO;
constant boolean merging = FALSE;
```

Single-precision to 64-bit, merging
(FEAT_SVE || FEAT_SME)



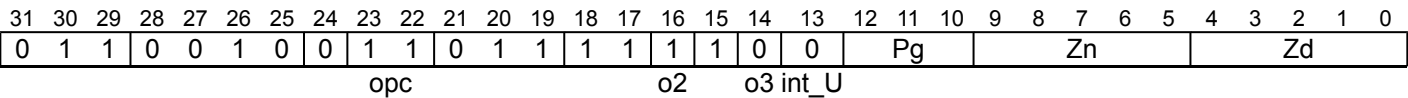
Encoding

FCVTZS <Zd>.D, <Pg>/M, <Zn>.S

Decode for this encoding

```
if !IsFeatureImplemented(FEAT_SVE) && !IsFeatureImplemented(FEAT_SME) then
    EndOfDecode(Decode_UNDEF);
constant integer esize = 64;
constant integer g = UInt(Pg);
constant integer n = UInt(Zn);
constant integer d = UInt(Zd);
constant integer s_esign = 32;
constant integer d_esign = 64;
constant boolean unsigned = FALSE;
constant FPRounding rounding = FPRounding_ZERO;
constant boolean merging = TRUE;
```

Single-precision to 64-bit, zeroing
(FEAT_SVE2p2 || FEAT_SME2p2)



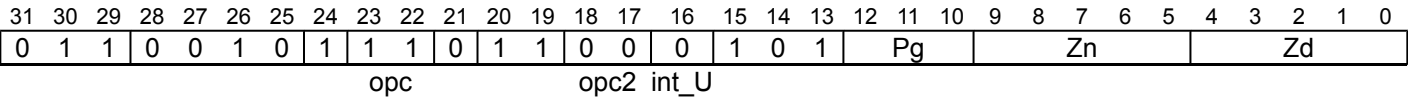
Encoding

FCVTZS <Zd>.D, <Pg>/Z, <Zn>.S

Decode for this encoding

```
if !IsFeatureImplemented(FEAT_SVE2p2) && !IsFeatureImplemented(FEAT_SME2p2) then
    EndOfDecode(Decode_UNDEF);
constant integer esize = 64;
constant integer g = UInt(Pg);
constant integer n = UInt(Zn);
constant integer d = UInt(Zd);
constant integer s_esign = 32;
constant integer d_esign = 64;
constant boolean unsigned = FALSE;
constant FPRounding rounding = FPRounding_ZERO;
constant boolean merging = FALSE;
```

Double-precision to 32-bit, merging
(FEAT_SVE || FEAT_SME)



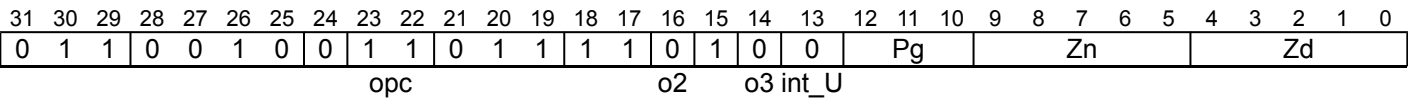
Encoding

FCVTZS <Zd>.S, <Pg>/M, <Zn>.D

Decode for this encoding

```
if !IsFeatureImplemented(FEAT_SVE) && !IsFeatureImplemented(FEAT_SME) then
    EndOfDecode(Decode_UNDEF);
constant integer esize = 64;
constant integer g = UInt(Pg);
constant integer n = UInt(Zn);
constant integer d = UInt(Zd);
constant integer s_esign = 64;
constant integer d_esign = 32;
constant boolean unsigned = FALSE;
constant FPRounding rounding = FPRounding_ZERO;
constant boolean merging = TRUE;
```

Double-precision to 32-bit, zeroing
(FEAT_SVE2p2 || FEAT_SME2p2)



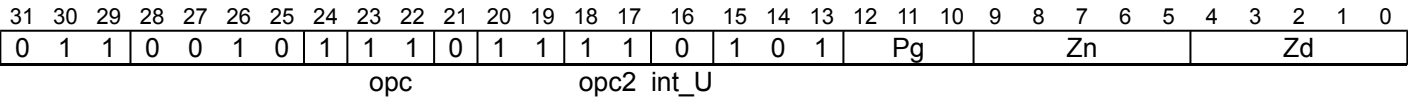
Encoding

FCVTZS <Zd>.S, <Pg>/Z, <Zn>.D

Decode for this encoding

```
if !IsFeatureImplemented(FEAT_SVE2p2) && !IsFeatureImplemented(FEAT_SME2p2) then
    EndOfDecode(Decode_UNDEF);
constant integer esize = 64;
constant integer g = UInt(Pg);
constant integer n = UInt(Zn);
constant integer d = UInt(Zd);
constant integer s_esize = 64;
constant integer d_esize = 32;
constant boolean unsigned = FALSE;
constant FPRounding rounding = FPRounding_ZERO;
constant boolean merging = FALSE;
```

Double-precision to 64-bit, merging
(FEAT_SVE || FEAT_SME)



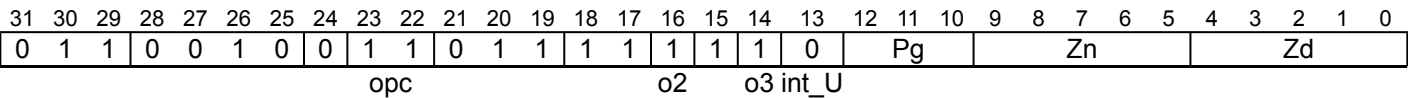
Encoding

FCVTZS <Zd>.D, <Pg>/M, <Zn>.D

Decode for this encoding

```
if !IsFeatureImplemented(FEAT_SVE) && !IsFeatureImplemented(FEAT_SME) then
    EndOfDecode(Decode_UNDEF);
constant integer esize = 64;
constant integer g = UInt(Pg);
constant integer n = UInt(Zn);
constant integer d = UInt(Zd);
constant integer s_esize = 64;
constant integer d_esize = 64;
constant boolean unsigned = FALSE;
constant FPRounding rounding = FPRounding_ZERO;
constant boolean merging = TRUE;
```

Double-precision to 64-bit, zeroing
(FEAT_SVE2p2 || FEAT_SME2p2)



Encoding

FCVTZS <Zd>.D, <Pg>/Z, <Zn>.D

Decode for this encoding

```
if !IsFeatureImplemented(FEAT_SVE2p2) && !IsFeatureImplemented(FEAT_SME2p2) then
    EndOfDecode(Decode_UNDEF);
constant integer esize = 64;
constant integer g = UInt(Pg);
constant integer n = UInt(Zn);
constant integer d = UInt(Zd);
constant integer s_esign = 64;
constant integer d_esign = 64;
constant boolean unsigned = FALSE;
constant FPRounding rounding = FPRounding_ZERO;
constant boolean merging = FALSE;
```

Assembler Symbols

<Zd>	Is the name of the destination scalable vector register, encoded in the "Zd" field.
<Pg>	Is the name of the governing scalable predicate register P0-P7, encoded in the "Pg" field.
<Zn>	Is the name of the source scalable vector register, encoded in the "Zn" field.

Operation

```
CheckSVEEnabled();
constant integer VL = CurrentVL;
constant integer PL = VL DIV 8;
constant integer elements = VL DIV esize;
constant bits(PL) mask = P[g, PL];
constant bits(VL) operand = if AnyActiveElement(mask, esize) then Z[n, VL] else Zeros(VL);
bits(VL) result = if merging then Z[d, VL] else Zeros(VL);

for e = 0 to elements-1
    if ActivePredicateElement(mask, e, esize) then
        constant bits(esize) element = Elem[operand, e, esize];
        constant bits(d_esign) res = FPToFixed(element<s_esign-1:0>, 0, unsigned, FPCR, rounding,
                                                    d_esign);
        Elem[result, e, esize] = Extend(res, esize, unsigned);

Z[d, VL] = result;
```

Operational information

For the "Half-precision to 16-bit, merging", "Half-precision to 32-bit, merging", "Half-precision to 64-bit, merging", "Single-precision to 32-bit, merging", "Single-precision to 64-bit, merging", "Double-precision to 32-bit, merging", "Double-precision to 64-bit, merging" variants:

The merging variant of this instruction might be immediately preceded in program order by a MOVPRFX instruction. The MOVPRFX must conform to all of the following requirements, otherwise the behavior of the MOVPRFX and the merging variant of this instruction is CONSTRAINED

UNPREDICTABLE:

- The MOVPRFX can be predicated or unpredicated.
- A predicated MOVPRFX must use the same governing predicate register as the merging variant this instruction.
- A predicated MOVPRFX must use the larger of the destination element size and first source element size in the preferred disassembly of the merging variant of this instruction.
- The MOVPRFX must specify the same destination register as the merging variant of this instruction.
- The destination register must not refer to architectural register state referenced by any other source operand register of the merging variant of this instruction.

Internal version only: aarchmrs v2025-03_rel, pseudocode v2025-03_rel ; Build timestamp: 2025-03-21T17:41

Copyright © 2010-2025 Arm Limited or its affiliates. All rights reserved. This document is Non-Confidential.

FCVTZU

Floating-point convert to unsigned integer, rounding toward zero (predicated)

Convert to the unsigned integer nearer to zero from each active floating-point element of the source vector, and place the results in the corresponding elements of the destination vector. Inactive elements in the destination vector register remain unmodified or are set to zero, depending on whether merging or zeroing predication is selected.

If the input and result types have a different size the smaller type is held unpacked in the least significant bits of elements of the larger size. When the input is the smaller type the upper bits of each source element are ignored. When the result is the smaller type the results are zero-extended to fill each destination element.

It has encodings from 14 classes: [Half-precision to 16-bit, merging](#) , [Half-precision to 16-bit, zeroing](#) , [Half-precision to 32-bit, merging](#) , [Half-precision to 32-bit, zeroing](#) , [Half-precision to 64-bit, merging](#) , [Half-precision to 64-bit, zeroing](#) , [Single-precision to 32-bit, merging](#) , [Single-precision to 32-bit, zeroing](#) , [Single-precision to 64-bit, merging](#) , [Single-precision to 64-bit, zeroing](#) , [Double-precision to 32-bit, merging](#) , [Double-precision to 32-bit, zeroing](#) , [Double-precision to 64-bit, merging](#) and [Double-precision to 64-bit, zeroing](#)

Half-precision to 16-bit, merging
(FEAT_SVE || FEAT_SME)

31	30	29	28	27	26	25	24	23	22	21	20	19	18	17	16	15	14	13	12	11	10	9	8	7	6	5	4	3	2	1	0
0	1	1	0	0	1	0	1	0	1	0	1	1	0	1	1	1	0	1	Pg			Zn				Zd					
opc												opc2 int_U																			

Encoding

FCVTZU <Zd>.H, <Pg>/M, <Zn>.H

Decode for this encoding

```
if !IsFeatureImplemented(FEAT_SVE) && !IsFeatureImplemented(FEAT_SME) then
    EndOfDecode(Decode_UNDEF);
constant integer esize = 16;
constant integer g = UInt(Pg);
constant integer n = UInt(Zn);
constant integer d = UInt(Zd);
constant integer s_size = 16;
constant integer d_size = 16;
constant boolean unsigned = TRUE;
constant FPRounding rounding = FPRounding_ZERO;
constant boolean merging = TRUE;
```

Half-precision to 16-bit, zeroing
(FEAT_SVE2p2 || FEAT_SME2p2)

31	30	29	28	27	26	25	24	23	22	21	20	19	18	17	16	15	14	13	12	11	10	9	8	7	6	5	4	3	2	1	0
0	1	1	0	0	1	0	0	0	1	0	1	1	1	1	0	1	1	1	Pg			Zn				Zd					
opc												o2				o3 int_U															

Encoding

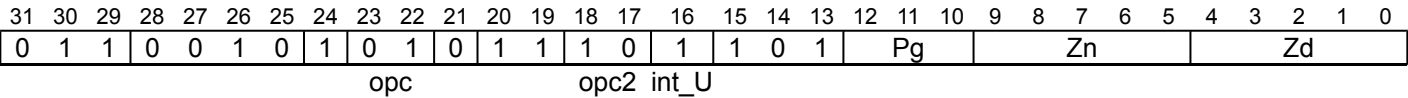
FCVTZU <Zd>.H, <Pg>/Z, <Zn>.H

Decode for this encoding

```
if !IsFeatureImplemented(FEAT_SVE2p2) && !IsFeatureImplemented(FEAT_SME2p2) then
    EndOfDecode(Decode_UNDEF);
constant integer esize = 16;
constant integer g = UInt(Pg);
constant integer n = UInt(Zn);
constant integer d = UInt(Zd);
constant integer s_esign = 16;
constant integer d_esign = 16;
constant boolean unsigned = TRUE;
constant FPRounding rounding = FPRounding_ZERO;
constant boolean merging = FALSE;
```

Half-precision to 32-bit, merging

(FEAT_SVE || FEAT_SME)



Encoding

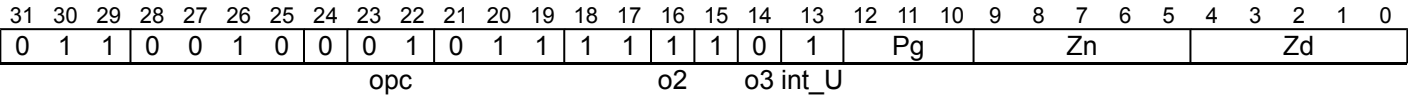
FCVTZU <Zd>.S, <Pg>/M, <Zn>.H

Decode for this encoding

```
if !IsFeatureImplemented(FEAT_SVE) && !IsFeatureImplemented(FEAT_SME) then
    EndOfDecode(Decode_UNDEF);
constant integer esize = 32;
constant integer g = UInt(Pg);
constant integer n = UInt(Zn);
constant integer d = UInt(Zd);
constant integer s_esign = 16;
constant integer d_esign = 32;
constant boolean unsigned = TRUE;
constant FPRounding rounding = FPRounding_ZERO;
constant boolean merging = TRUE;
```

Half-precision to 32-bit, zeroing

(FEAT_SVE2p2 || FEAT_SME2p2)



Encoding

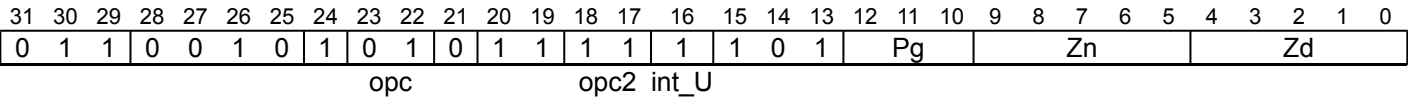
FCVTZU <Zd>.S, <Pg>/Z, <Zn>.H

Decode for this encoding

```
if !IsFeatureImplemented(FEAT_SVE2p2) && !IsFeatureImplemented(FEAT_SME2p2) then
    EndOfDecode(Decode_UNDEF);
constant integer esize = 32;
constant integer g = UInt(Pg);
constant integer n = UInt(Zn);
constant integer d = UInt(Zd);
constant integer s_esign = 16;
constant integer d_esign = 32;
constant boolean unsigned = TRUE;
constant FPRounding rounding = FPRounding_ZERO;
constant boolean merging = FALSE;
```

Half-precision to 64-bit, merging

(FEAT_SVE || FEAT_SME)



Encoding

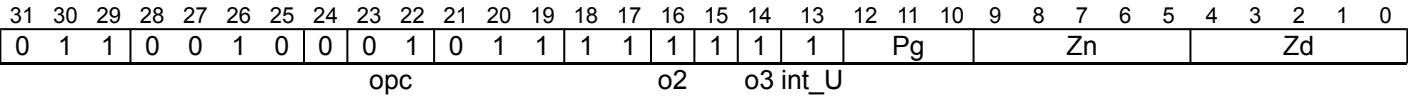
FCVTZU <Zd>.D, <Pg>/M, <Zn>.H

Decode for this encoding

```
if !IsFeatureImplemented(FEAT_SVE) && !IsFeatureImplemented(FEAT_SME) then
    EndOfDecode(Decode_UNDEF);
constant integer esize = 64;
constant integer g = UInt(Pg);
constant integer n = UInt(Zn);
constant integer d = UInt(Zd);
constant integer s_esign = 16;
constant integer d_esign = 64;
constant boolean unsigned = TRUE;
constant FPRounding rounding = FPRounding_ZERO;
constant boolean merging = TRUE;
```

Half-precision to 64-bit, zeroing

(FEAT_SVE2p2 || FEAT_SME2p2)



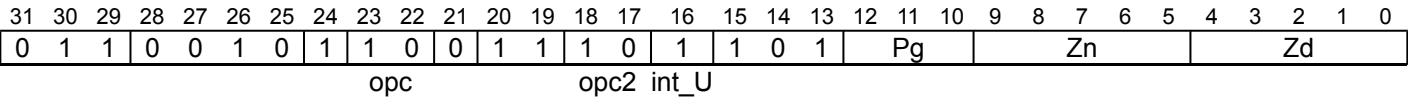
Encoding

FCVTZU <Zd>.D, <Pg>/Z, <Zn>.H

Decode for this encoding

```
if !IsFeatureImplemented(FEAT_SVE2p2) && !IsFeatureImplemented(FEAT_SME2p2) then
    EndOfDecode(Decode_UNDEF);
constant integer esize = 64;
constant integer g = UInt(Pg);
constant integer n = UInt(Zn);
constant integer d = UInt(Zd);
constant integer s_esize = 16;
constant integer d_esize = 64;
constant boolean unsigned = TRUE;
constant FPRounding rounding = FPRounding_ZERO;
constant boolean merging = FALSE;
```

Single-precision to 32-bit, merging
(FEAT_SVE || FEAT_SME)



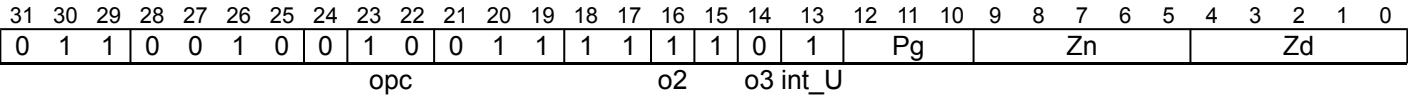
Encoding

FCVTZU <Zd>.S, <Pg>/M, <Zn>.S

Decode for this encoding

```
if !IsFeatureImplemented(FEAT_SVE) && !IsFeatureImplemented(FEAT_SME) then
    EndOfDecode(Decode_UNDEF);
constant integer esize = 32;
constant integer g = UInt(Pg);
constant integer n = UInt(Zn);
constant integer d = UInt(Zd);
constant integer s_esize = 32;
constant integer d_esize = 32;
constant boolean unsigned = TRUE;
constant FPRounding rounding = FPRounding_ZERO;
constant boolean merging = TRUE;
```

Single-precision to 32-bit, zeroing
(FEAT_SVE2p2 || FEAT_SME2p2)



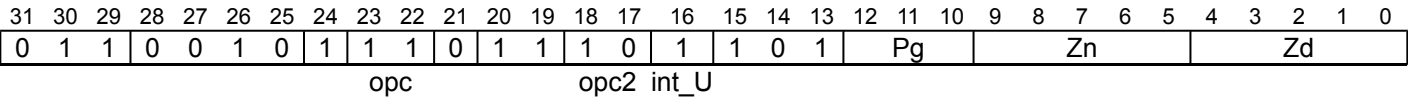
Encoding

FCVTZU <Zd>.S, <Pg>/Z, <Zn>.S

Decode for this encoding

```
if !IsFeatureImplemented(FEAT_SVE2p2) && !IsFeatureImplemented(FEAT_SME2p2) then
    EndOfDecode(Decode_UNDEF);
constant integer esize = 32;
constant integer g = UInt(Pg);
constant integer n = UInt(Zn);
constant integer d = UInt(Zd);
constant integer s_esign = 32;
constant integer d_esign = 32;
constant boolean unsigned = TRUE;
constant FPRounding rounding = FPRounding_ZERO;
constant boolean merging = FALSE;
```

Single-precision to 64-bit, merging
(FEAT_SVE || FEAT_SME)



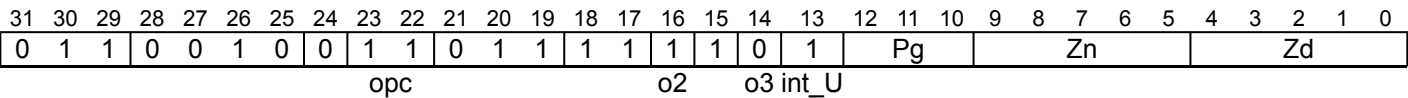
Encoding

FCVTZU <Zd>.D, <Pg>/M, <Zn>.S

Decode for this encoding

```
if !IsFeatureImplemented(FEAT_SVE) && !IsFeatureImplemented(FEAT_SME) then
    EndOfDecode(Decode_UNDEF);
constant integer esize = 64;
constant integer g = UInt(Pg);
constant integer n = UInt(Zn);
constant integer d = UInt(Zd);
constant integer s_esign = 32;
constant integer d_esign = 64;
constant boolean unsigned = TRUE;
constant FPRounding rounding = FPRounding_ZERO;
constant boolean merging = TRUE;
```

Single-precision to 64-bit, zeroing
(FEAT_SVE2p2 || FEAT_SME2p2)



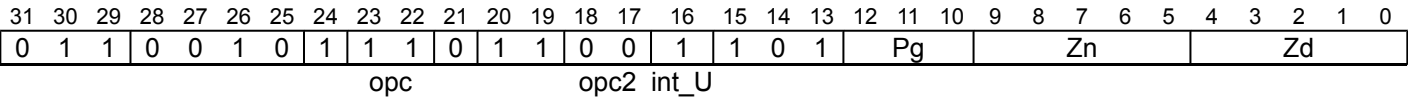
Encoding

FCVTZU <Zd>.D, <Pg>/Z, <Zn>.S

Decode for this encoding

```
if !IsFeatureImplemented(FEAT_SVE2p2) && !IsFeatureImplemented(FEAT_SME2p2) then
    EndOfDecode(Decode_UNDEF);
constant integer esize = 64;
constant integer g = UInt(Pg);
constant integer n = UInt(Zn);
constant integer d = UInt(Zd);
constant integer s_esign = 32;
constant integer d_esign = 64;
constant boolean unsigned = TRUE;
constant FPRounding rounding = FPRounding_ZERO;
constant boolean merging = FALSE;
```

Double-precision to 32-bit, merging
(FEAT_SVE || FEAT_SME)



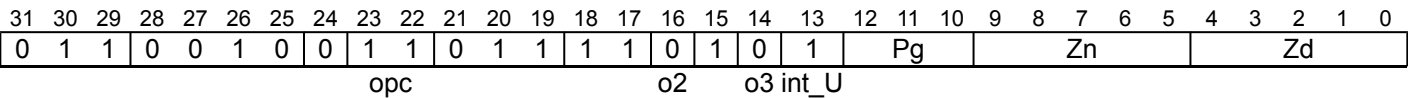
Encoding

FCVTZU <Zd>.S, <Pg>/M, <Zn>.D

Decode for this encoding

```
if !IsFeatureImplemented(FEAT_SVE) && !IsFeatureImplemented(FEAT_SME) then
    EndOfDecode(Decode_UNDEF);
constant integer esize = 64;
constant integer g = UInt(Pg);
constant integer n = UInt(Zn);
constant integer d = UInt(Zd);
constant integer s_esign = 64;
constant integer d_esign = 32;
constant boolean unsigned = TRUE;
constant FPRounding rounding = FPRounding_ZERO;
constant boolean merging = TRUE;
```

Double-precision to 32-bit, zeroing
(FEAT_SVE2p2 || FEAT_SME2p2)



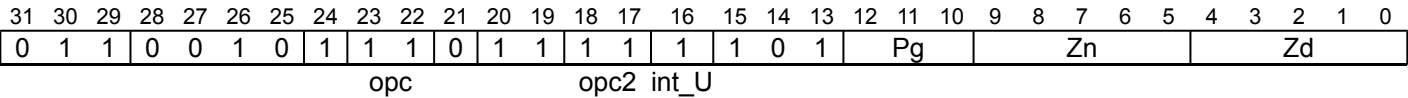
Encoding

FCVTZU <Zd>.S, <Pg>/Z, <Zn>.D

Decode for this encoding

```
if !IsFeatureImplemented(FEAT_SVE2p2) && !IsFeatureImplemented(FEAT_SME2p2) then
    EndOfDecode(Decode_UNDEF);
constant integer esize = 64;
constant integer g = UInt(Pg);
constant integer n = UInt(Zn);
constant integer d = UInt(Zd);
constant integer s_esize = 64;
constant integer d_esize = 32;
constant boolean unsigned = TRUE;
constant FPRounding rounding = FPRounding_ZERO;
constant boolean merging = FALSE;
```

Double-precision to 64-bit, merging
(FEAT_SVE || FEAT_SME)



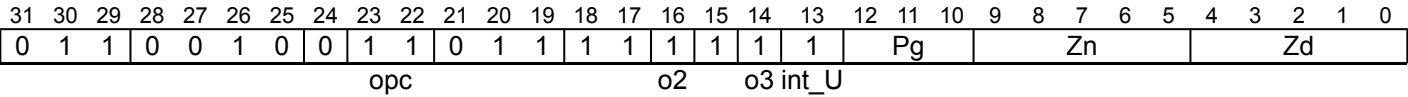
Encoding

FCVTZU <Zd>.D, <Pg>/M, <Zn>.D

Decode for this encoding

```
if !IsFeatureImplemented(FEAT_SVE) && !IsFeatureImplemented(FEAT_SME) then
    EndOfDecode(Decode_UNDEF);
constant integer esize = 64;
constant integer g = UInt(Pg);
constant integer n = UInt(Zn);
constant integer d = UInt(Zd);
constant integer s_esize = 64;
constant integer d_esize = 64;
constant boolean unsigned = TRUE;
constant FPRounding rounding = FPRounding_ZERO;
constant boolean merging = TRUE;
```

Double-precision to 64-bit, zeroing
(FEAT_SVE2p2 || FEAT_SME2p2)



Encoding

FCVTZU <Zd>.D, <Pg>/Z, <Zn>.D

Decode for this encoding

```
if !IsFeatureImplemented(FEAT_SVE2p2) && !IsFeatureImplemented(FEAT_SME2p2) then
    EndOfDecode(Decode_UNDEF);
constant integer esize = 64;
constant integer g = UInt(Pg);
constant integer n = UInt(Zn);
constant integer d = UInt(Zd);
constant integer s_esize = 64;
constant integer d_esize = 64;
constant boolean unsigned = TRUE;
constant FPRounding rounding = FPRounding_ZERO;
constant boolean merging = FALSE;
```

Assembler Symbols

<Zd>	Is the name of the destination scalable vector register, encoded in the "Zd" field.
<Pg>	Is the name of the governing scalable predicate register P0-P7, encoded in the "Pg" field.
<Zn>	Is the name of the source scalable vector register, encoded in the "Zn" field.

Operation

```
CheckSVEEnabled();
constant integer VL = CurrentVL;
constant integer PL = VL DIV 8;
constant integer elements = VL DIV esize;
constant bits(PL) mask = P[g, PL];
constant bits(VL) operand = if AnyActiveElement(mask, esize) then Z[n, VL] else Zeros(VL);
bits(VL) result = if merging then Z[d, VL] else Zeros(VL);

for e = 0 to elements-1
    if ActivePredicateElement(mask, e, esize) then
        constant bits(esize) element = Elem[operand, e, esize];
        constant bits(d_esize) res = FPToFixed(element<s_esize-1:0>, 0, unsigned, FPCR, rounding,
                                                d_esize);
        Elem[result, e, esize] = Extend(res, esize, unsigned);

Z[d, VL] = result;
```

Operational information

For the "Half-precision to 16-bit, merging", "Half-precision to 32-bit, merging", "Half-precision to 64-bit, merging", "Single-precision to 32-bit, merging", "Single-precision to 64-bit, merging", "Double-precision to 32-bit, merging", "Double-precision to 64-bit, merging" variants:

The merging variant of this instruction might be immediately preceded in program order by a MOVPRFX instruction. The MOVPRFX must conform to all of the following requirements, otherwise the behavior of the MOVPRFX and the merging variant of this instruction is CONSTRAINED

UNPREDICTABLE:

- The MOVPRFX can be predicated or unpredicated.
- A predicated MOVPRFX must use the same governing predicate register as the merging variant this instruction.
- A predicated MOVPRFX must use the larger of the destination element size and first source element size in the preferred disassembly of the merging variant of this instruction.
- The MOVPRFX must specify the same destination register as the merging variant of this instruction.
- The destination register must not refer to architectural register state referenced by any other source operand register of the merging variant of this instruction.

Internal version only: aarchmrs v2025-03_rel, pseudocode v2025-03_rel ; Build timestamp: 2025-03-21T17:41

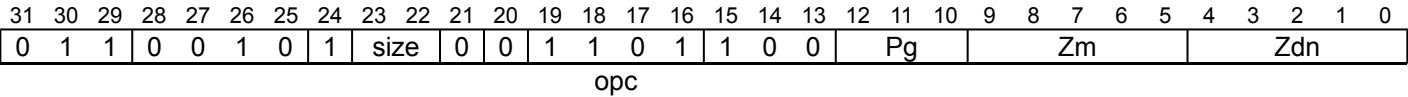
Copyright © 2010-2025 Arm Limited or its affiliates. All rights reserved. This document is Non-Confidential.

FDIV

Floating-point divide by vector (predicated)

Divide active floating-point elements of the first source vector by corresponding floating-point elements of the second source vector and destructively place the quotient in the corresponding elements of the first source vector. Inactive elements in the destination vector register remain unmodified.

SVE
(FEAT_SVE || FEAT_SME)



Encoding

FDIV <Zdn>.<T>, <Pg>/M, <Zdn>.<T>, <Zm>.<T>

Decode for this encoding

```
if !IsFeatureImplemented(FEAT_SVE) && !IsFeatureImplemented(FEAT_SME) then
    EndOfDecode(Decode_UNDEF);
if size == '00' then EndOfDecode(Decode_UNDEF);
constant integer esize = 8 << UInt(size);

constant integer g = UInt(Pg);
constant integer dn = UInt(Zdn);
constant integer m = UInt(Zm);
```

Assembler Symbols

<Zdn> Is the name of the first source and destination scalable vector register, encoded in the "Zdn" field.

<T> Is the size specifier, encoded in "size":

size	<T>
00	RESERVED
01	H
10	S
11	D

<Pg> Is the name of the governing scalable predicate register P0-P7, encoded in the "Pg" field.

<Zm> Is the name of the second source scalable vector register, encoded in the "Zm" field.

Operation

```
CheckSVEEnabled();
constant integer VL = CurrentVL;
constant integer PL = VL DIV 8;
constant integer elements = VL DIV esize;
constant bits(PL) mask = P[g, PL];
constant bits(VL) operand1 = Z[dn, VL];
constant bits(VL) operand2 = if AnyActiveElement(mask, esize) then Z[m, VL] else Zeros(VL);
bits(VL) result;

for e = 0 to elements-1
    constant bits(esize) element1 = Elem[operand1, e, esize];
    if ActivePredicateElement(mask, e, esize) then
        constant bits(esize) element2 = Elem[operand2, e, esize];
        Elem[result, e, esize] = FPDIV(element1, element2, FPCR);
    else
        Elem[result, e, esize] = element1;

Z[dn, VL] = result;
```

Operational information

This instruction might be immediately preceded in program order by a MOVPRFX instruction. The MOVPRFX must conform to all of the following requirements, otherwise the behavior of the MOVPRFX and this instruction is CONSTRAINED UNPREDICTABLE:

- The MOVPRFX can be predicated or unpredicated.
- A predicated MOVPRFX must use the same governing predicate register as this instruction.
- A predicated MOVPRFX must use the larger of the destination element size and first source element size in the preferred disassembly of this instruction.
- The MOVPRFX must specify the same destination register as this instruction.
- The destination register must not refer to architectural register state referenced by any other source operand register of this instruction.

Internal version only: aarchmrs v2025-03_rel, pseudocode v2025-03_rel ; Build timestamp: 2025-03-21T17:41

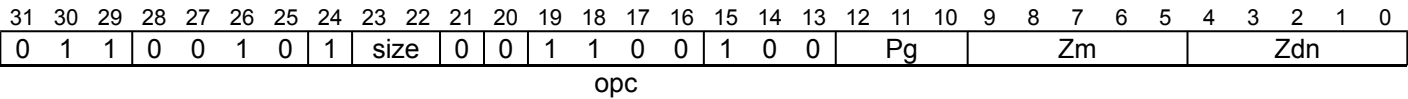
Copyright © 2010-2025 Arm Limited or its affiliates. All rights reserved. This document is Non-Confidential.

FDIVR

Floating-point reversed divide by vector (predicated)

Reversed divide active floating-point elements of the second source vector by corresponding floating-point elements of the first source vector and destructively place the quotient in the corresponding elements of the first source vector. Inactive elements in the destination vector register remain unmodified.

SVE
(FEAT_SVE || FEAT_SME)



Encoding

FDIVR <Zdn>.<T>, <Pg>/M, <Zdn>.<T>, <Zm>.<T>

Decode for this encoding

```
if !IsFeatureImplemented(FEAT_SVE) && !IsFeatureImplemented(FEAT_SME) then
    EndOfDecode(Decode_UNDEF);
if size == '00' then EndOfDecode(Decode_UNDEF);
constant integer esize = 8 << UInt(size);

constant integer g = UInt(Pg);
constant integer dn = UInt(Zdn);
constant integer m = UInt(Zm);
```

Assembler Symbols

<Zdn> Is the name of the first source and destination scalable vector register, encoded in the "Zdn" field.

<T> Is the size specifier, encoded in "size":

Table with 2 columns: size, <T>. Rows: 00 RESERVED, 01 H, 10 S, 11 D.

<Pg> Is the name of the governing scalable predicate register P0-P7, encoded in the "Pg" field.

<Zm> Is the name of the second source scalable vector register, encoded in the "Zm" field.

Operation

```
CheckSVEEnabled();
constant integer VL = CurrentVL;
constant integer PL = VL DIV 8;
constant integer elements = VL DIV esize;
constant bits(PL) mask = P[g, PL];
constant bits(VL) operand1 = Z[dn, VL];
constant bits(VL) operand2 = if AnyActiveElement(mask, esize) then Z[m, VL] else Zeros(VL);
bits(VL) result;

for e = 0 to elements-1
    constant bits(esize) element1 = Elem[operand1, e, esize];
    if ActivePredicateElement(mask, e, esize) then
        constant bits(esize) element2 = Elem[operand2, e, esize];
        Elem[result, e, esize] = FPDIV(element2, element1, FPCR);
    else
        Elem[result, e, esize] = element1;

Z[dn, VL] = result;
```

Operational information

This instruction might be immediately preceded in program order by a MOVPRFX instruction. The MOVPRFX must conform to all of the following requirements, otherwise the behavior of the MOVPRFX and this instruction is CONSTRAINED UNPREDICTABLE:

- The MOVPRFX can be predicated or unpredicated.
- A predicated MOVPRFX must use the same governing predicate register as this instruction.
- A predicated MOVPRFX must use the larger of the destination element size and first source element size in the preferred disassembly of this instruction.
- The MOVPRFX must specify the same destination register as this instruction.
- The destination register must not refer to architectural register state referenced by any other source operand register of this instruction.

Internal version only: aarchmrs v2025-03_rel, pseudocode v2025-03_rel ; Build timestamp: 2025-03-21T17:41

Copyright © 2010-2025 Arm Limited or its affiliates. All rights reserved. This document is Non-Confidential.

FDOT (2-way, indexed, FP16 to FP32)

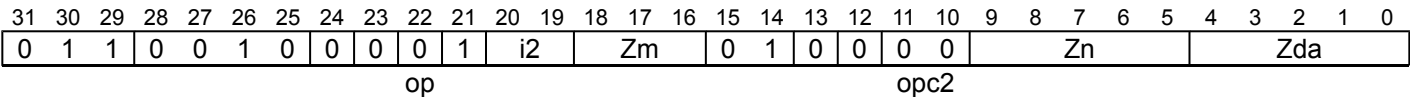
Half-precision indexed dot product to single-precision

This instruction computes the fused sum-of-products of a pair of half-precision values held in each 32-bit element of the first source vector and a pair of half-precision values in an indexed 32-bit element of the second source vector, without intermediate rounding, and then destructively adds the single-precision sum-of-products to the corresponding single-precision element of the destination vector.

The half-precision pairs within the second source vector are specified using an immediate index which selects the same pair position within each 128-bit vector segment. The index range is from 0 to 3.

This instruction is unpredicated.

SVE2 (FEAT_SME2 || FEAT_SVE2p1)



Encoding

FDOT <Zda>.S, <Zn>.H, <Zm>.H[<imm>]

Decode for this encoding

```
if !IsFeatureImplemented(FEAT_SME2) && !IsFeatureImplemented(FEAT_SVE2p1) then
    EndOfDecode(Decode_UNDEF);
constant integer n = UInt(Zn);
constant integer m = UInt(Zm);
constant integer da = UInt(Zda);
constant integer index = UInt(i2);
```

Assembler Symbols

- <Zda> Is the name of the third source and destination scalable vector register, encoded in the "Zda" field.
- <Zn> Is the name of the first source scalable vector register, encoded in the "Zn" field.
- <Zm> Is the name of the second source scalable vector register Z0-Z7, encoded in the "Zm" field.
- <imm> Is the immediate index of a group of two 16-bit elements within each 128-bit vector segment, in the range 0 to 3, encoded in the "i2" field.

Operation

```
CheckSVEEnabled();
constant integer VL = CurrentVL;
constant integer elements = VL DIV 32;
constant integer eltspersegment = 128 DIV 32;
constant bits(VL) operand1 = Z[n, VL];
constant bits(VL) operand2 = Z[m, VL];
constant bits(VL) operand3 = Z[da, VL];
bits(VL) result;

for e = 0 to elements-1
    constant integer segmentbase = e - (e MOD eltspersegment);
    constant integer s = segmentbase + index;
    constant bits(16) elt1_a = Elem[operand1, 2 * e + 0, 16];
    constant bits(16) elt1_b = Elem[operand1, 2 * e + 1, 16];
    constant bits(16) elt2_a = Elem[operand2, 2 * s + 0, 16];
    constant bits(16) elt2_b = Elem[operand2, 2 * s + 1, 16];
    bits(32) sum = Elem[operand3, e, 32];

    sum = FPDotAdd(sum, elt1_a, elt1_b, elt2_a, elt2_b, FPCR);
    Elem[result, e, 32] = sum;

Z[da, VL] = result;
```

Operational information

This instruction might be immediately preceded in program order by a MOVPRFX instruction. The MOVPRFX must conform to all of the following requirements, otherwise the behavior of the MOVPRFX and this instruction is CONSTRAINED UNPREDICTABLE:

- The MOVPRFX must be unpredicated.
- The MOVPRFX must specify the same destination register as this instruction.
- The destination register must not refer to architectural register state referenced by any other source operand register of this instruction.

Internal version only: aarchmrs v2025-03_rel, pseudocode v2025-03_rel ; Build timestamp: 2025-03-21T17:41

Copyright © 2010-2025 Arm Limited or its affiliates. All rights reserved. This document is Non-Confidential.

FDOT (2-way, indexed, FP8 to FP16)

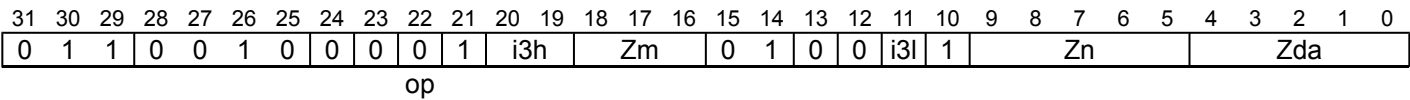
8-bit floating-point indexed dot product to half-precision

This instruction computes the fused sum-of-products of a group of two 8-bit floating-point values held in each 16-bit element of the first source vector and a group of two 8-bit floating-point values in an indexed 16-bit element of the second source vector. The half-precision sum-of-products are scaled by $2^{-\text{UInt}(\text{FPMR.LSCALE}[3:0])}$, before being destructively added without intermediate rounding to the corresponding half-precision elements of the destination vector.

The 8-bit floating-point groups within the second source vector are specified using an immediate index which selects the same group position within each 128-bit vector segment. The 8-bit floating-point encoding format for the elements of the first source vector and the second source vector is selected by FPMR.F8S1 and FPMR.F8S2 respectively.

This instruction is unpredicated.

SVE2
((FEAT_SVE2 && FEAT_FP8DOT2) || FEAT_SSVE_FP8DOT2)



Encoding

FDOT <Zda>.H, <Zn>.B, <Zm>.B[<imm>]

Decode for this encoding

```
if !HaveSVE2FP8DOT2() then EndOfDecode(Decode_UNDEF);
constant integer n = UInt(Zn);
constant integer m = UInt(Zm);
constant integer da = UInt(Zda);
constant integer index = UInt(i3h:i3l);
```

Assembler Symbols

- <Zda> Is the name of the third source and destination scalable vector register, encoded in the "Zda" field.
- <Zn> Is the name of the first source scalable vector register, encoded in the "Zn" field.
- <Zm> Is the name of the second source scalable vector register Z0-Z7, encoded in the "Zm" field.
- <imm> Is the immediate index of a group of two 8-bit elements within each 128-bit vector segment, in the range 0 to 7, encoded in the "i3h:i3l" fields.

Operation

```
CheckFPMREnabled();
if IsFeatureImplemented(FEAT_SSVE_FP8DOT2) && IsFeatureImplemented(FEAT_FP8DOT2) then
    CheckSVEEnabled();
elsif IsFeatureImplemented(FEAT_FP8DOT2) then
    CheckNonStreamingSVEEnabled();
else
    CheckStreamingSVEEnabled();
constant integer VL = CurrentVL;
constant integer elements = VL DIV 16;
constant integer eltspersegment = 128 DIV 16;
constant bits(VL) operand1 = Z[n, VL];
constant bits(VL) operand2 = Z[m, VL];
constant bits(VL) operand3 = Z[da, VL];
bits(VL) result;

for e = 0 to elements-1
    constant integer segmentbase = e - (e MOD eltspersegment);
    constant integer s = segmentbase + index;
    constant bits(16) op1 = Elem[operand1, e, 16];
    constant bits(16) op2 = Elem[operand2, s, 16];
    bits(16) sum = Elem[operand3, e, 16];

    sum = FP8DotAddFP(sum, op1, op2, FPCR, FPMR);
    Elem[result, e, 16] = sum;

Z[da, VL] = result;
```

Operational information

This instruction might be immediately preceded in program order by a MOVPRFX instruction. The MOVPRFX must conform to all of the following requirements, otherwise the behavior of the MOVPRFX and this instruction is CONSTRAINED UNPREDICTABLE:

- The MOVPRFX must be unpredicated.
- The MOVPRFX must specify the same destination register as this instruction.
- The destination register must not refer to architectural register state referenced by any other source operand register of this instruction.

Internal version only: aarchmrs v2025-03_rel, pseudocode v2025-03_rel ; Build timestamp: 2025-03-21T17:41

Copyright © 2010-2025 Arm Limited or its affiliates. All rights reserved. This document is Non-Confidential.

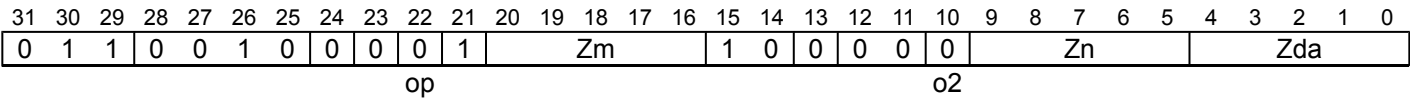
FDOT (2-way, vectors, FP16 to FP32)

Half-precision dot product to single-precision

This instruction computes the fused sum-of-products of a pair of half-precision values held in each 32-bit element of the first source and second source vectors, without intermediate rounding, and then destructively adds the single-precision sum-of-products to the corresponding single-precision element of the destination vector.

This instruction is unpredicated.

SVE2 (FEAT_SME2 || FEAT_SVE2p1)



Encoding

FDOT <Zda>.S, <Zn>.H, <Zm>.H

Decode for this encoding

```
if !IsFeatureImplemented(FEAT_SME2) && !IsFeatureImplemented(FEAT_SVE2p1) then
    EndOfDecode(Decode_UNDEF);
constant integer n = UInt(Zn);
constant integer m = UInt(Zm);
constant integer da = UInt(Zda);
```

Assembler Symbols

- <Zda> Is the name of the third source and destination scalable vector register, encoded in the "Zda" field.
- <Zn> Is the name of the first source scalable vector register, encoded in the "Zn" field.
- <Zm> Is the name of the second source scalable vector register, encoded in the "Zm" field.

Operation

```
CheckSVEEnabled();
constant integer VL = CurrentVL;
constant integer elements = VL DIV 32;
constant bits(VL) operand1 = Z[n, VL];
constant bits(VL) operand2 = Z[m, VL];
constant bits(VL) operand3 = Z[da, VL];
bits(VL) result;

for e = 0 to elements-1
    constant bits(16) elt1_a = Elem[operand1, 2 * e + 0, 16];
    constant bits(16) elt1_b = Elem[operand1, 2 * e + 1, 16];
    constant bits(16) elt2_a = Elem[operand2, 2 * e + 0, 16];
    constant bits(16) elt2_b = Elem[operand2, 2 * e + 1, 16];
    bits(32) sum = Elem[operand3, e, 32];

    sum = FPDotAdd(sum, elt1_a, elt1_b, elt2_a, elt2_b, FPCR);
    Elem[result, e, 32] = sum;

Z[da, VL] = result;
```

Operational information

This instruction might be immediately preceded in program order by a MOVPRFX instruction. The MOVPRFX must conform to all of the following requirements, otherwise the behavior of the MOVPRFX and this instruction is CONSTRAINED UNPREDICTABLE:

- The `MOVPRFX` must be unpredicated.
- The `MOVPRFX` must specify the same destination register as this instruction.
- The destination register must not refer to architectural register state referenced by any other source operand register of this instruction.

Internal version only: aarchmrs v2025-03_rel, pseudocode v2025-03_rel ; Build timestamp: 2025-03-21T17:41

Copyright © 2010-2025 Arm Limited or its affiliates. All rights reserved. This document is Non-Confidential.

FDOT (2-way, vectors, FP8 to FP16)

8-bit floating-point dot product to half-precision

This instruction computes the fused sum-of-products of a group of two 8-bit floating-point values held in each 16-bit element of the first source and second source vectors. The half-precision sum-of-products are scaled by $2^{-\text{UInt}(\text{FPMR.LSCALE}[3:0])}$, before being destructively added without intermediate rounding to the corresponding half-precision elements of the destination vector.

The 8-bit floating-point encoding format for the elements of the first source vector and the second source vector is selected by FPMR.F8S1 and FPMR.F8S2 respectively.

This instruction is unpredicated.

SVE2

((FEAT_SVE2 && FEAT_FP8DOT2) || FEAT_SSVE_FP8DOT2)

31	30	29	28	27	26	25	24	23	22	21	20	19	18	17	16	15	14	13	12	11	10	9	8	7	6	5	4	3	2	1	0
0	1	1	0	0	1	0	0	0	0	1	Zm				1	0	0	0	0	1	Zn				Zda						
op											o2																				

Encoding

FDOT <Zda>.H, <Zn>.B, <Zm>.B

Decode for this encoding

```
if !HaveSVE2FP8DOT2() then EndOfDecode(Decode_UNDEF);
constant integer n = UInt(Zn);
constant integer m = UInt(Zm);
constant integer da = UInt(Zda);
```

Assembler Symbols

- <Zda> Is the name of the third source and destination scalable vector register, encoded in the "Zda" field.
- <Zn> Is the name of the first source scalable vector register, encoded in the "Zn" field.
- <Zm> Is the name of the second source scalable vector register, encoded in the "Zm" field.

Operation

```
CheckFPMREnabled();
if IsFeatureImplemented(FEAT_SSVE_FP8DOT2) && IsFeatureImplemented(FEAT_FP8DOT2) then
    CheckSVEEnabled();
elseif IsFeatureImplemented(FEAT_FP8DOT2) then
    CheckNonStreamingSVEEnabled();
else
    CheckStreamingSVEEnabled();
constant integer VL = CurrentVL;
constant integer elements = VL DIV 16;
constant bits(VL) operand1 = Z[n, VL];
constant bits(VL) operand2 = Z[m, VL];
constant bits(VL) operand3 = Z[da, VL];
bits(VL) result;

for e = 0 to elements-1
    constant bits(16) op1 = Elem[operand1, e, 16];
    constant bits(16) op2 = Elem[operand2, e, 16];
    bits(16) sum = Elem[operand3, e, 16];

    sum = FP8DotAddFP(sum, op1, op2, FPCR, FPMR);
    Elem[result, e, 16] = sum;

Z[da, VL] = result;
```

Operational information

This instruction might be immediately preceded in program order by a `MOVPRFX` instruction. The `MOVPRFX` must conform to all of the following requirements, otherwise the behavior of the `MOVPRFX` and this instruction is `CONSTRAINED UNPREDICTABLE`:

- The `MOVPRFX` must be unpredicated.
- The `MOVPRFX` must specify the same destination register as this instruction.
- The destination register must not refer to architectural register state referenced by any other source operand register of this instruction.

Internal version only: aarchmrs v2025-03_rel, pseudocode v2025-03_rel ; Build timestamp: 2025-03-21T17:41

Copyright © 2010-2025 Arm Limited or its affiliates. All rights reserved. This document is Non-Confidential.

FDOT (4-way, indexed)

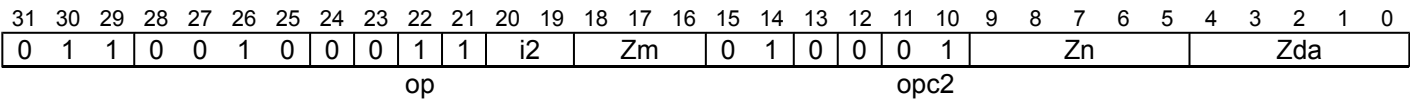
8-bit floating-point indexed dot product to single-precision

This instruction computes the fused sum-of-products of a group of four 8-bit floating-point values held in each 32-bit element of the first source vector and a group of four 8-bit floating-point values in an indexed 32-bit element of the second source vector. The single-precision sum-of-products are scaled by $2^{-\text{UInt}(\text{FPMR.LSCALE})}$, before being destructively added without intermediate rounding to the corresponding single-precision elements of the destination vector.

The 8-bit floating-point groups within the second source vector are specified using an immediate index which selects the same group position within each 128-bit vector segment. The 8-bit floating-point encoding format for the elements of the first source vector and the second source vector is selected by FPMR.F8S1 and FPMR.F8S2 respectively.

This instruction is unpredicated.

SVE2 ((FEAT_SVE2 && FEAT_FP8DOT4) || FEAT_SSVE_FP8DOT4)



Encoding

FDOT <Zda>.S, <Zn>.B, <Zm>.B[<imm>]

Decode for this encoding

```
if !HaveSVE2FP8DOT4() then EndOfDecode(Decode_UNDEF);
constant integer n = UInt(Zn);
constant integer m = UInt(Zm);
constant integer da = UInt(Zda);
constant integer index = UInt(i2);
```

Assembler Symbols

- <Zda> Is the name of the third source and destination scalable vector register, encoded in the "Zda" field.
- <Zn> Is the name of the first source scalable vector register, encoded in the "Zn" field.
- <Zm> Is the name of the second source scalable vector register Z0-Z7, encoded in the "Zm" field.
- <imm> Is the immediate index of a 32-bit group of four 8-bit values within each 128-bit vector segment, in the range 0 to 3, encoded in the "i2" field.

Operation

```
CheckFPMREnabled();
if IsFeatureImplemented(FEAT_SSVE_FP8DOT4) && IsFeatureImplemented(FEAT_FP8DOT4) then
    CheckSVEEnabled();
elsif IsFeatureImplemented(FEAT_FP8DOT4) then
    CheckNonStreamingSVEEnabled();
else
    CheckStreamingSVEEnabled();
constant integer VL = CurrentVL;
constant integer elements = VL DIV 32;
constant integer eltspersegment = 128 DIV 32;
constant bits(VL) operand1 = Z[n, VL];
constant bits(VL) operand2 = Z[m, VL];
constant bits(VL) operand3 = Z[da, VL];
bits(VL) result;

for e = 0 to elements-1
    constant integer segmentbase = e - (e MOD eltspersegment);
    constant integer s = segmentbase + index;
    constant bits(32) op1 = Elem[operand1, e, 32];
    constant bits(32) op2 = Elem[operand2, s, 32];
    bits(32) sum = Elem[operand3, e, 32];

    sum = FP8DotAddFP(sum, op1, op2, FPCR, FPMR);
    Elem[result, e, 32] = sum;

Z[da, VL] = result;
```

Operational information

This instruction might be immediately preceded in program order by a MOVPRFX instruction. The MOVPRFX must conform to all of the following requirements, otherwise the behavior of the MOVPRFX and this instruction is CONSTRAINED UNPREDICTABLE:

- The MOVPRFX must be unpredicated.
- The MOVPRFX must specify the same destination register as this instruction.
- The destination register must not refer to architectural register state referenced by any other source operand register of this instruction.

Internal version only: aarchmrs v2025-03_rel, pseudocode v2025-03_rel ; Build timestamp: 2025-03-21T17:41

Copyright © 2010-2025 Arm Limited or its affiliates. All rights reserved. This document is Non-Confidential.

FDOT (4-way, vectors)

8-bit floating-point dot product to single-precision

This instruction computes the fused sum-of-products of a group of four 8-bit floating-point values held in each 32-bit element of the first source and second source vectors. The single-precision sum-of-products are scaled by $2^{-\text{UInt}(\text{FPMR.LSCALE})}$, before being destructively added without intermediate rounding to the corresponding single-precision elements of the destination vector.

The 8-bit floating-point encoding format for the elements of the first source vector and the second source vector is selected by FPMR.F8S1 and FPMR.F8S2 respectively.

This instruction is unpredicated.

SVE2

((FEAT_SVE2 && FEAT_FP8DOT4) || FEAT_SSVE_FP8DOT4)

31	30	29	28	27	26	25	24	23	22	21	20	19	18	17	16	15	14	13	12	11	10	9	8	7	6	5	4	3	2	1	0
0	1	1	0	0	1	0	0	0	1	1	Zm				1	0	0	0	0	1	Zn				Zda						
op											o2																				

Encoding

FDOT <Zda>.S, <Zn>.B, <Zm>.B

Decode for this encoding

```
if !HaveSVE2FP8DOT4() then EndOfDecode(Decode_UNDEF);
constant integer n = UInt(Zn);
constant integer m = UInt(Zm);
constant integer da = UInt(Zda);
```

Assembler Symbols

- <Zda> Is the name of the third source and destination scalable vector register, encoded in the "Zda" field.
- <Zn> Is the name of the first source scalable vector register, encoded in the "Zn" field.
- <Zm> Is the name of the second source scalable vector register, encoded in the "Zm" field.

Operation

```
CheckFPMREnabled();
if IsFeatureImplemented(FEAT_SSVE_FP8DOT4) && IsFeatureImplemented(FEAT_FP8DOT4) then
    CheckSVEEnabled();
elseif IsFeatureImplemented(FEAT_FP8DOT4) then
    CheckNonStreamingSVEEnabled();
else
    CheckStreamingSVEEnabled();
constant integer VL = CurrentVL;
constant integer elements = VL DIV 32;
constant bits(VL) operand1 = Z[n, VL];
constant bits(VL) operand2 = Z[m, VL];
constant bits(VL) operand3 = Z[da, VL];
bits(VL) result;

for e = 0 to elements-1
    constant bits(32) op1 = Elem[operand1, e, 32];
    constant bits(32) op2 = Elem[operand2, e, 32];
    bits(32) sum = Elem[operand3, e, 32];

    sum = FP8DotAddFP(sum, op1, op2, FPCR, FPMR);
    Elem[result, e, 32] = sum;

Z[da, VL] = result;
```

Operational information

This instruction might be immediately preceded in program order by a `MOVPRFX` instruction. The `MOVPRFX` must conform to all of the following requirements, otherwise the behavior of the `MOVPRFX` and this instruction is **CONSTRAINED UNPREDICTABLE**:

- The `MOVPRFX` must be unpredicated.
- The `MOVPRFX` must specify the same destination register as this instruction.
- The destination register must not refer to architectural register state referenced by any other source operand register of this instruction.

Internal version only: aarchmrs v2025-03_rel, pseudocode v2025-03_rel ; Build timestamp: 2025-03-21T17:41

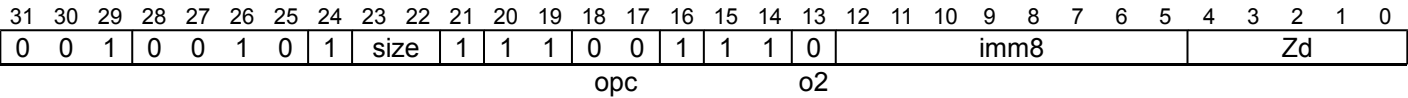
Copyright © 2010-2025 Arm Limited or its affiliates. All rights reserved. This document is Non-Confidential.

FDUP

Broadcast 8-bit floating-point immediate to vector elements (unpredicated)

Unconditionally broadcast the floating-point immediate into each element of the destination vector. This instruction is unpredicated. This instruction is used by the alias [FMOV \(immediate, unpredicated\)](#).

SVE
(FEAT_SVE || FEAT_SME)



Encoding

FDUP <Zd>.<T>, #<const>

Decode for this encoding

```
if !IsFeatureImplemented(FEAT_SVE) && !IsFeatureImplemented(FEAT_SME) then
    EndOfDecode(Decode_UNDEF);
if size == '00' then EndOfDecode(Decode_UNDEF);
constant integer esize = 8 << UInt(size);
constant integer d = UInt(Zd);
constant bits(esize) imm = VFPEExpandImm(imm8, esize);
```

Assembler Symbols

- <Zd>

Is the name of the destination scalable vector register, encoded in the "Zd" field.
- <T>

Is the size specifier, encoded in “size”:

size	<T>
00	RESERVED
01	H
10	S
11	D
- <const>

Is a floating-point immediate value expressible as $\pm n \div 16 \times 2^r$, where n and r are integers such that $16 \leq n \leq 31$ and $-3 \leq r \leq 4$, i.e. a normalized binary floating-point encoding with 1 sign bit, 3-bit exponent, and 4-bit fractional part, encoded in the "imm8" field.

Operation

```
CheckSVEEnabled();
constant integer VL = CurrentVL;
constant integer elements = VL DIV esize;
bits(VL) result;

for e = 0 to elements-1
    Elem[result, e, esize] = imm;

Z[d, VL] = result;
```

FEXPA

Floating-point exponential accelerator

The FEXPA instruction computes an exponentiation acceleration operation on each floating-point element in the source vector, where the result sign is zero, the result exponent field is copied from a set of significant bits of the input fraction, and the result fraction is inserted from a lookup table indexed by the least-significant input fraction bits, and returns each result in the corresponding element of the destination vector.

This instruction is fully defined by its bit-manipulation semantics, does not generate floating-point exceptions, and does not guarantee NaN propagation.

For double-precision variants, the result element exponent is copied from the source element bits<16:6>, and the result fraction is set based on the source element to the rounded value of $2^{52} \times (2^{\text{bits}<5:0>/64} - 1)$.

For single-precision variants, the result element exponent is copied from the source element bits<13:6>, and the result fraction is set based on the source element to the rounded value of $2^{23} \times (2^{\text{bits}<5:0>/64} - 1)$.

For half-precision variants, the result element exponent is copied from the source element bits<9:5>, and the result fraction is set based on the source element to the rounded value of $2^{10} \times (2^{\text{bits}<4:0>/32} - 1)$.

This instruction is unpredicated.

This instruction is illegal when executed in Streaming SVE mode, unless FEAT_SME_FA64 is implemented and enabled, or FEAT_SME2p2 is implemented.

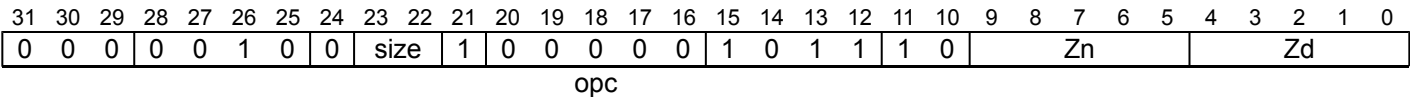
Note

For a double-precision input value x in the range $70,368,744,177,655 \leq x < 70,368,744,179,711$, the operation performed by this instruction is equivalent to computing $2^{x-70,368,744,178,687}$.

For a single-precision input value x in the range $131,073 \leq x < 131,327$, the operation performed by this instruction is equivalent to computing $2^{x-131,199}$.

For a half-precision input value x in the range $33 \leq x < 63$, the operation performed by this instruction is equivalent to computing 2^{x-47} .

SVE
(FEAT_SVE || FEAT_SSVE_FEXPA)



Encoding

FEXPA <Zd>.<T>, <Zn>.<T>

Decode for this encoding

```
if !IsFeatureImplemented(FEAT_SVE) && !IsFeatureImplemented(FEAT_SSVE_FEXPA) then
    EndOfDecode(Decode_UNDEF);
if size == '00' then EndOfDecode(Decode_UNDEF);
constant integer esize = 8 << UInt(size);
constant integer n = UInt(Zn);
constant integer d = UInt(Zd);
```

Assembler Symbols

- <Zd> Is the name of the destination scalable vector register, encoded in the "Zd" field.
- <T> Is the size specifier, encoded in "size":

Table with 2 columns: size, <T>. Rows: 00 (RESERVED), 01 (H), 10 (S), 11 (D).

<Zn> Is the name of the source scalable vector register, encoded in the "Zn" field.

Operation

```
if IsFeatureImplemented(FEAT_SSVE_FEXPA) then
    CheckSVEEnabled\(\);
else
    CheckNonStreamingSVEEnabled\(\);
constant integer VL = CurrentVL;
constant integer elements = VL DIV esize;
constant bits(VL) operand = Z[n, VL];
bits(VL) result;

for e = 0 to elements-1
    constant bits(esize) element = Elem[operand, e, esize];
    Elem[result, e, esize] = FPExpA(element);

Z[d, VL] = result;
```

Internal version only: aarchmrs v2025-03_rel, pseudocode v2025-03_rel ; Build timestamp: 2025-03-21T17:41

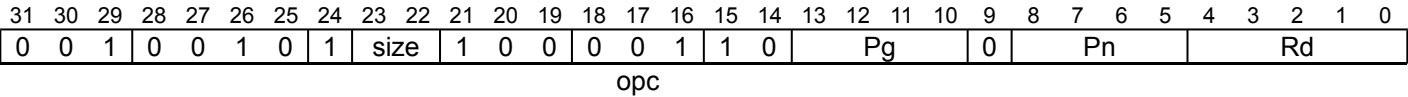
Copyright © 2010-2025 Arm Limited or its affiliates. All rights reserved. This document is Non-Confidential.

FIRSTP

Scalar index of first true predicate element (predicated)

Determines the index of the first active and true element of the source predicate, or minus one if there are no active and true elements, and places the scalar result in the destination general-purpose register.

SVE2
(FEAT_SVE2p2 || FEAT_SME2p2)



Encoding

FIRSTP <Xd>, <Pg>, <Pn>.<T>

Decode for this encoding

```
if !IsFeatureImplemented(FEAT_SVE2p2) && !IsFeatureImplemented(FEAT_SME2p2) then
    EndOfDecode(Decode_UNDEF);
constant integer esize = 8 << UInt(size);
constant integer g = UInt(Pg);
constant integer n = UInt(Pn);
constant integer d = UInt(Rd);
```

Assembler Symbols

- <Xd> Is the 64-bit name of the destination general-purpose register, encoded in the "Rd" field.
- <Pg> Is the name of the governing scalable predicate register, encoded in the "Pg" field.
- <Pn> Is the name of the source scalable predicate register, encoded in the "Pn" field.
- <T> Is the size specifier, encoded in "size":

size	<T>
00	B
01	H
10	S
11	D

Operation

```
CheckSVEEnabled();
constant integer VL = CurrentVL;
constant integer PL = VL DIV 8;
constant integer elements = VL DIV esize;
constant bits(PL) mask = P[g, PL];
constant bits(PL) operand = P[n, PL];
integer index = -1;

for e = 0 to elements-1
    if (index == -1 && ActivePredicateElement(mask, e, esize) &&
        ActivePredicateElement(operand, e, esize)) then
        index = e;

X[d, 64] = index<63:0>;
```

Operational information

If PSTATE.DIT is 1:

- The execution time of this instruction is independent of:
 - The values of the data supplied in any of its operand registers when its governing predicate register contains the same value for each execution.
 - The values of the NZCV flags.
- The response of this instruction to asynchronous exceptions does not vary based on:
 - The values of the data supplied in any of its operand registers when its governing predicate register contains the same value for each execution.
 - The values of the NZCV flags.

If FEAT_SME is implemented and the PE is in Streaming SVE mode, then any subsequent instruction which is dependent on the general-purpose register written by this instruction might be significantly delayed.

Internal version only: aarchmrs v2025-03_rel, pseudocode v2025-03_rel ; Build timestamp: 2025-03-21T17:41

Copyright © 2010-2025 Arm Limited or its affiliates. All rights reserved. This document is Non-Confidential.

FLOGB

Floating-point base 2 logarithm as integer

This instruction returns the signed integer base 2 logarithm of each floating-point input element $|x|$ after normalization. This is the unbiased exponent of x used in the representation of the floating-point value, such that, for positive x , $x = \text{significand} \times 2^{\text{exponent}}$. The integer results are placed in elements of the destination vector which have the same width (esize) as the floating-point input elements:

- If x is normal, the result is the base 2 logarithm of x .
- If x is subnormal, the result corresponds to the normalized representation.
- If x is infinite, the result is $2^{(\text{esize}-1)}$.
- If x is ± 0.0 or NaN, the result is $-2^{(\text{esize}-1)}$.

Inactive elements in the destination vector register remain unmodified or are set to zero, depending on whether merging or zeroing predication is selected.

It has encodings from 2 classes: [Merging](#) and [Zeroing](#)

Merging
(FEAT_SVE2 || FEAT_SME)

31	30	29	28	27	26	25	24	23	22	21	20	19	18	17	16	15	14	13	12	11	10	9	8	7	6	5	4	3	2	1	0	
0	1	1	0	0	1	0	1	0	0	0	1	1	size	0	1	0	1	Pg			Zn			Zd								
opc												U																				

Encoding

FLOGB <Zd>.<T>, <Pg>/M, <Zn>.<T>

Decode for this encoding

```
if !IsFeatureImplemented(FEAT_SVE2) && !IsFeatureImplemented(FEAT_SME) then
    EndOfDecode(Decode_UNDEF);
if size == '00' then EndOfDecode(Decode_UNDEF);
constant integer esize = 8 << UInt(size);
constant integer g = UInt(Pg);
constant integer n = UInt(Zn);
constant integer d = UInt(Zd);
constant boolean merging = TRUE;
```

Zeroing
(FEAT_SVE2p2 || FEAT_SME2p2)

31	30	29	28	27	26	25	24	23	22	21	20	19	18	17	16	15	14	13	12	11	10	9	8	7	6	5	4	3	2	1	0
0	1	1	0	0	1	0	0	0	0	0	1	1	1	1	0	1	size	Pg			Zn			Zd							
opc												o2																			

Encoding

FLOGB <Zd>.<T>, <Pg>/Z, <Zn>.<T>

Decode for this encoding

```
if !IsFeatureImplemented(FEAT_SVE2p2) && !IsFeatureImplemented(FEAT_SME2p2) then
    EndOfDecode(Decode_UNDEF);
if size == '00' then EndOfDecode(Decode_UNDEF);
constant integer esize = 8 << UInt(size);
constant integer g = UInt(Pg);
constant integer n = UInt(Zn);
constant integer d = UInt(Zd);
constant boolean merging = FALSE;
```


Assembler Symbols

<Zd> Is the name of the destination scalable vector register, encoded in the "Zd" field.

<T> Is the size specifier, encoded in "size":

size	<T>
00	RESERVED
01	H
10	S
11	D

<Pg> Is the name of the governing scalable predicate register P0-P7, encoded in the "Pg" field.

<Zn> Is the name of the source scalable vector register, encoded in the "Zn" field.

Operation

```
CheckSVEEnabled();
constant integer VL = CurrentVL;
constant integer PL = VL DIV 8;
constant integer elements = VL DIV esize;
constant bits(PL) mask = P[g, PL];
constant bits(VL) operand = if AnyActiveElement(mask, esize) then Z[n, VL] else Zeros(VL);
bits(VL) result = if merging then Z[d, VL] else Zeros(VL);

for e = 0 to elements-1
    if ActivePredicateElement(mask, e, esize) then
        constant bits(esize) element = Elem[operand, e, esize];
        Elem[result, e, esize] = FPLogB(element, FPCR);

Z[d, VL] = result;
```

Operational information

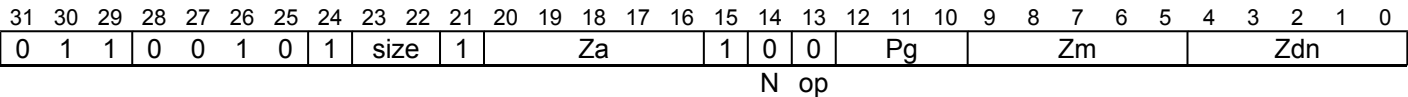
- For the "Merging" variant:
- The merging variant of this instruction might be immediately preceded in program order by a MOVPRFX instruction. The MOVPRFX must conform to all of the following requirements, otherwise the behavior of the MOVPRFX and the merging variant of this instruction is CONSTRAINED UNPREDICTABLE:
- The MOVPRFX can be predicated or unpredicated.
 - A predicated MOVPRFX must use the same governing predicate register as the merging variant this instruction.
 - A predicated MOVPRFX must use the larger of the destination element size and first source element size in the preferred disassembly of the merging variant of this instruction.
 - The MOVPRFX must specify the same destination register as the merging variant of this instruction.
 - The destination register must not refer to architectural register state referenced by any other source operand register of the merging variant of this instruction.

FMAD

Floating-point fused multiply-add vectors (predicated), writing multiplicand [$Z_{dn} = Z_a + Z_{dn} * Z_m$]

Multiply the corresponding active floating-point elements of the first and second source vectors and add to elements of the third (addend) vector without intermediate rounding. Destructively place the results in the destination and first source (multiplicand) vector. Inactive elements in the destination vector register remain unmodified.

SVE
(FEAT_SVE || FEAT_SME)



Encoding

FMAD <Zdn>.<T>, <Pg>/M, <Zm>.<T>, <Za>.<T>

Decode for this encoding

```
if !IsFeatureImplemented(FEAT_SVE) && !IsFeatureImplemented(FEAT_SME) then
    EndOfDecode(Decode_UNDEF);
if size == '00' then EndOfDecode(Decode_UNDEF);
constant integer esize = 8 << UInt(size);
constant integer g = UInt(Pg);
constant integer dn = UInt(Zdn);
constant integer m = UInt(Zm);
constant integer a = UInt(Za);
constant boolean op1_neg = FALSE;
constant boolean op3_neg = FALSE;
```

Assembler Symbols

<Zdn> Is the name of the first source and destination scalable vector register, encoded in the "Zdn" field.

<T> Is the size specifier, encoded in "size":

size	<T>
00	RESERVED
01	H
10	S
11	D

<Pg> Is the name of the governing scalable predicate register P0-P7, encoded in the "Pg" field.

<Zm> Is the name of the second source scalable vector register, encoded in the "Zm" field.

<Za> Is the name of the third source scalable vector register, encoded in the "Za" field.

Operation

```
CheckSVEEnabled();
constant integer VL = CurrentVL;
constant integer PL = VL DIV 8;
constant integer elements = VL DIV esize;
constant bits(PL) mask = P[g, PL];
constant bits(VL) op1 = Z[dn, VL];
constant bits(VL) op2 = if AnyActiveElement(mask, esize) then Z[m, VL] else Zeros(VL);
constant bits(VL) op3 = if AnyActiveElement(mask, esize) then Z[a, VL] else Zeros(VL);
bits(VL) result;

for e = 0 to elements-1
    if ActivePredicateElement(mask, e, esize) then
        constant bits(esize) elem1 = (if op1_neg then FPNeg(Elem[op1, e, esize], FPCR)
                                         else Elem[op1, e, esize]);
        constant bits(esize) elem2 = Elem[op2, e, esize];
        constant bits(esize) elem3 = (if op3_neg then FPNeg(Elem[op3, e, esize], FPCR)
                                         else Elem[op3, e, esize]);

        Elem[result, e, esize] = FPMulAdd(elem3, elem1, elem2, FPCR);
    else
        Elem[result, e, esize] = Elem[op1, e, esize];

Z[dn, VL] = result;
```

Operational information

This instruction might be immediately preceded in program order by a MOVPRFX instruction. The MOVPRFX must conform to all of the following requirements, otherwise the behavior of the MOVPRFX and this instruction is CONSTRAINED UNPREDICTABLE:

- The MOVPRFX can be predicated or unpredicated.
- A predicated MOVPRFX must use the same governing predicate register as this instruction.
- A predicated MOVPRFX must use the larger of the destination element size and first source element size in the preferred disassembly of this instruction.
- The MOVPRFX must specify the same destination register as this instruction.
- The destination register must not refer to architectural register state referenced by any other source operand register of this instruction.

Internal version only: aarchmrs v2025-03_rel, pseudocode v2025-03_rel ; Build timestamp: 2025-03-21T17:41

Copyright © 2010-2025 Arm Limited or its affiliates. All rights reserved. This document is Non-Confidential.

FMAX (immediate)

Floating-point maximum with immediate (predicated)

Determine the maximum of an immediate and each active floating-point element of the source vector, and destructively place the results in the corresponding elements of the source vector. The immediate may take the value +0.0 or +1.0 only.

When FPCR.AH is 0, the behavior is as follows:

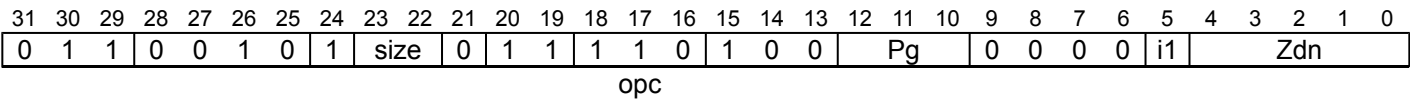
- Negative zero compares less than positive zero.
- When FPCR.DN is 0, if the element is a NaN, the result is a quiet NaN.
- When FPCR.DN is 1, if the element is a NaN, the result is Default NaN.

When FPCR.AH is 1, the behavior is as follows:

- If both the element and the immediate are zeros, regardless of the sign of either zero, the result is the immediate.
- If the element is a NaN, regardless of the value of FPCR.DN, the result is the immediate.

Inactive elements in the destination vector register remain unmodified.

SVE
(FEAT_SVE || FEAT_SME)



Encoding

FMAX <Zdn>.<T>, <Pg>/M, <Zdn>.<T>, <const>

Decode for this encoding

```
if !IsFeatureImplemented(FEAT_SVE) && !IsFeatureImplemented(FEAT_SME) then
    EndOfDecode(Decode_UNDEF);
if size == '00' then EndOfDecode(Decode_UNDEF);
constant integer esize = 8 << UInt(size);
constant integer g = UInt(Pg);
constant integer dn = UInt(Zdn);
constant bits(esize) imm = if i1 == '0' then Zeros(esize) else FPOne('0', esize);
```

Assembler Symbols

<Zdn> Is the name of the source and destination scalable vector register, encoded in the "Zdn" field.

<T> Is the size specifier, encoded in "size":

Table with 2 columns: size, <T>. Rows: 00 RESERVED, 01 H, 10 S, 11 D.

<Pg> Is the name of the governing scalable predicate register P0-P7, encoded in the "Pg" field.

<const> Is the floating-point immediate value, encoded in "i1":

Table with 2 columns: i1, <const>. Rows: 0 #0.0, 1 #1.0.

Operation

```
CheckSVEEnabled();
constant integer VL = CurrentVL;
constant integer PL = VL DIV 8;
constant integer elements = VL DIV esize;
constant bits(PL) mask = P[g, PL];
constant bits(VL) operand1 = Z[dn, VL];
bits(VL) result;

for e = 0 to elements-1
    constant bits(esize) element1 = Elem[operand1, e, esize];
    if ActivePredicateElement(mask, e, esize) then
        Elem[result, e, esize] = FPMAX(element1, imm, FPCR);
    else
        Elem[result, e, esize] = element1;

Z[dn, VL] = result;
```

Operational information

This instruction might be immediately preceded in program order by a MOVPRFX instruction. The MOVPRFX must conform to all of the following requirements, otherwise the behavior of the MOVPRFX and this instruction is CONSTRAINED UNPREDICTABLE:

- The MOVPRFX can be predicated or unpredicated.
- A predicated MOVPRFX must use the same governing predicate register as this instruction.
- A predicated MOVPRFX must use the larger of the destination element size and first source element size in the preferred disassembly of this instruction.
- The MOVPRFX must specify the same destination register as this instruction.
- The destination register must not refer to architectural register state referenced by any other source operand register of this instruction.

Internal version only: aarchmrs v2025-03_rel, pseudocode v2025-03_rel ; Build timestamp: 2025-03-21T17:41

Copyright © 2010-2025 Arm Limited or its affiliates. All rights reserved. This document is Non-Confidential.

FMAX (vectors)

Floating-point maximum (predicated)

Determine the maximum of active floating-point elements of the second source vector and corresponding floating-point elements of the first source vector and destructively place the results in the corresponding elements of the first source vector.

When FPCR.AH is 0, the behavior is as follows:

- Negative zero compares less than positive zero.
- When FPCR.DN is 0, if either element is a NaN, the result is a quiet NaN.
- When FPCR.DN is 1, if either element is a NaN, the result is Default NaN.

When FPCR.AH is 1, the behavior is as follows:

- If both elements are zeros, regardless of the sign of either zero, the result is the second element.
- If either element is a NaN, regardless of the value of FPCR.DN, the result is the second element.

Inactive elements in the destination vector register remain unmodified.

SVE
(FEAT_SVE || FEAT_SME)

31	30	29	28	27	26	25	24	23	22	21	20	19	18	17	16	15	14	13	12	11	10	9	8	7	6	5	4	3	2	1	0
0	1	1	0	0	1	0	1	!= 00	0	0	0	0	1	1	0	1	0	0	Pg			Zm					Zdn				
size												opc																			

Encoding

FMAX <Zdn>.<T>, <Pg>/M, <Zdn>.<T>, <Zm>.<T>

Decode for this encoding

```
if !IsFeatureImplemented(FEAT_SVE) && !IsFeatureImplemented(FEAT_SME) then
    EndOfDecode(Decode_UNDEF);
constant integer esize = 8 << UInt(size);

constant integer g = UInt(Pg);
constant integer dn = UInt(Zdn);
constant integer m = UInt(Zm);
```

Assembler Symbols

<Zdn> Is the name of the first source and destination scalable vector register, encoded in the "Zdn" field.

<T> Is the size specifier, encoded in "size":

size	<T>
01	H
10	S
11	D

<Pg> Is the name of the governing scalable predicate register P0-P7, encoded in the "Pg" field.

<Zm> Is the name of the second source scalable vector register, encoded in the "Zm" field.

Operation

```
CheckSVEEnabled();
constant integer VL = CurrentVL;
constant integer PL = VL DIV 8;
constant integer elements = VL DIV esize;
constant bits(PL) mask = P[g, PL];
constant bits(VL) operand1 = Z[dn, VL];
constant bits(VL) operand2 = if AnyActiveElement(mask, esize) then Z[m, VL] else Zeros(VL);
bits(VL) result;

for e = 0 to elements-1
    constant bits(esize) element1 = Elem[operand1, e, esize];
    if ActivePredicateElement(mask, e, esize) then
        constant bits(esize) element2 = Elem[operand2, e, esize];
        Elem[result, e, esize] = FPMAX(element1, element2, FPCR);
    else
        Elem[result, e, esize] = element1;

Z[dn, VL] = result;
```

Operational information

This instruction might be immediately preceded in program order by a MOVPRFX instruction. The MOVPRFX must conform to all of the following requirements, otherwise the behavior of the MOVPRFX and this instruction is CONSTRAINED UNPREDICTABLE:

- The MOVPRFX can be predicated or unpredicated.
- A predicated MOVPRFX must use the same governing predicate register as this instruction.
- A predicated MOVPRFX must use the larger of the destination element size and first source element size in the preferred disassembly of this instruction.
- The MOVPRFX must specify the same destination register as this instruction.
- The destination register must not refer to architectural register state referenced by any other source operand register of this instruction.

Internal version only: aarchmrs v2025-03_rel, pseudocode v2025-03_rel ; Build timestamp: 2025-03-21T17:41

Copyright © 2010-2025 Arm Limited or its affiliates. All rights reserved. This document is Non-Confidential.

FMAXNM (immediate)

Floating-point maximum number with immediate (predicated)

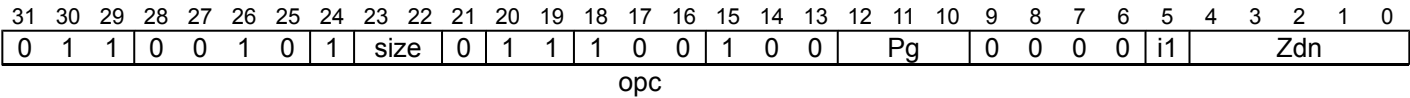
Determine the maximum number value of an immediate and each active floating-point element of the source vector, and destructively place the results in the corresponding elements of the source vector. The immediate may take the value +0.0 or +1.0 only.

Regardless of the value of FPCR.AH, the behavior is as follows:

- Negative zero compares less than positive zero.
- If the element is a quiet NaN, the result is the immediate value.
- When FPCR.DN is 0, if the element is a signaling NaN, the result is a quiet NaN.
- When FPCR.DN is 1, if the element is a signaling NaN, the result is Default NaN.

Inactive elements in the destination vector register remain unmodified.

SVE
(FEAT_SVE || FEAT_SME)



Encoding

FMAXNM <Zdn>.<T>, <Pg>/M, <Zdn>.<T>, <const>

Decode for this encoding

```
if !IsFeatureImplemented(FEAT_SVE) && !IsFeatureImplemented(FEAT_SME) then
    EndOfDecode(Decode_UNDEF);
if size == '00' then EndOfDecode(Decode_UNDEF);
constant integer esize = 8 << UInt(size);
constant integer g = UInt(Pg);
constant integer dn = UInt(Zdn);
constant bits(esize) imm = if i1 == '0' then Zeros(esize) else FPOne('0', esize);
```

Assembler Symbols

<Zdn> Is the name of the source and destination scalable vector register, encoded in the "Zdn" field.

<T> Is the size specifier, encoded in "size":

Table with 2 columns: size, <T>. Rows: 00 (RESERVED), 01 (H), 10 (S), 11 (D).

<Pg> Is the name of the governing scalable predicate register P0-P7, encoded in the "Pg" field.

<const> Is the floating-point immediate value, encoded in "i1":

Table with 2 columns: i1, <const>. Rows: 0 (#0.0), 1 (#1.0).

Operation

```
CheckSVEEnabled();
constant integer VL = CurrentVL;
constant integer PL = VL DIV 8;
constant integer elements = VL DIV esize;
constant bits(PL) mask = P[g, PL];
constant bits(VL) operand1 = Z[dn, VL];
bits(VL) result;

for e = 0 to elements-1
    constant bits(esize) element1 = Elem[operand1, e, esize];
    if ActivePredicateElement(mask, e, esize) then
        Elem[result, e, esize] = FPMaxNum(element1, imm, FPCR);
    else
        Elem[result, e, esize] = element1;

Z[dn, VL] = result;
```

Operational information

This instruction might be immediately preceded in program order by a MOVPRFX instruction. The MOVPRFX must conform to all of the following requirements, otherwise the behavior of the MOVPRFX and this instruction is CONSTRAINED UNPREDICTABLE:

- The MOVPRFX can be predicated or unpredicated.
- A predicated MOVPRFX must use the same governing predicate register as this instruction.
- A predicated MOVPRFX must use the larger of the destination element size and first source element size in the preferred disassembly of this instruction.
- The MOVPRFX must specify the same destination register as this instruction.
- The destination register must not refer to architectural register state referenced by any other source operand register of this instruction.

Internal version only: aarchmrs v2025-03_rel, pseudocode v2025-03_rel ; Build timestamp: 2025-03-21T17:41

Copyright © 2010-2025 Arm Limited or its affiliates. All rights reserved. This document is Non-Confidential.

FMAXNM (vectors)

Floating-point maximum number (predicated)

Determine the maximum number value of active floating-point elements of the second source vector and corresponding floating-point elements of the first source vector and destructively place the results in the corresponding elements of the first source vector.

Regardless of the value of FPCR.AH, the behavior is as follows:

- Negative zero compares less than positive zero.
- If one element is numeric and the other is a quiet NaN, the result is the numeric value.
- When FPCR.DN is 0, if either element is a signaling NaN or if both elements are NaNs, the result is a quiet NaN.
- When FPCR.DN is 1, if either element is a signaling NaN or if both elements are NaNs, the result is Default NaN.

Inactive elements in the destination vector register remain unmodified.

SVE
(FEAT_SVE || FEAT_SME)

31	30	29	28	27	26	25	24	23	22	21	20	19	18	17	16	15	14	13	12	11	10	9	8	7	6	5	4	3	2	1	0
0	1	1	0	0	1	0	1	!= 00	0	0	0	0	1	0	0	1	0	0	Pg					Zm					Zdn		
size												opc																			

Encoding

FMAXNM <Zdn>.<T>, <Pg>/M, <Zdn>.<T>, <Zm>.<T>

Decode for this encoding

```
if !IsFeatureImplemented(FEAT_SVE) && !IsFeatureImplemented(FEAT_SME) then
    EndOfDecode(Decode_UNDEF);
constant integer esize = 8 << UInt(size);

constant integer g = UInt(Pg);
constant integer dn = UInt(Zdn);
constant integer m = UInt(Zm);
```

Assembler Symbols

<Zdn> Is the name of the first source and destination scalable vector register, encoded in the "Zdn" field.

<T> Is the size specifier, encoded in “size”:

size	<T>
01	H
10	S
11	D

<Pg> Is the name of the governing scalable predicate register P0-P7, encoded in the "Pg" field.

<Zm> Is the name of the second source scalable vector register, encoded in the "Zm" field.

Operation

```
CheckSVEEnabled();
constant integer VL = CurrentVL;
constant integer PL = VL DIV 8;
constant integer elements = VL DIV esize;
constant bits(PL) mask = P[g, PL];
constant bits(VL) operand1 = Z[dn, VL];
constant bits(VL) operand2 = if AnyActiveElement(mask, esize) then Z[m, VL] else Zeros(VL);
bits(VL) result;

for e = 0 to elements-1
    constant bits(esize) element1 = Elem[operand1, e, esize];
    if ActivePredicateElement(mask, e, esize) then
        constant bits(esize) element2 = Elem[operand2, e, esize];
        Elem[result, e, esize] = FPMaxNum(element1, element2, FPCR);
    else
        Elem[result, e, esize] = element1;

Z[dn, VL] = result;
```

Operational information

This instruction might be immediately preceded in program order by a MOVPRFX instruction. The MOVPRFX must conform to all of the following requirements, otherwise the behavior of the MOVPRFX and this instruction is CONSTRAINED UNPREDICTABLE:

- The MOVPRFX can be predicated or unpredicated.
- A predicated MOVPRFX must use the same governing predicate register as this instruction.
- A predicated MOVPRFX must use the larger of the destination element size and first source element size in the preferred disassembly of this instruction.
- The MOVPRFX must specify the same destination register as this instruction.
- The destination register must not refer to architectural register state referenced by any other source operand register of this instruction.

Internal version only: aarchmrs v2025-03_rel, pseudocode v2025-03_rel ; Build timestamp: 2025-03-21T17:41

Copyright © 2010-2025 Arm Limited or its affiliates. All rights reserved. This document is Non-Confidential.

FMAXNMP

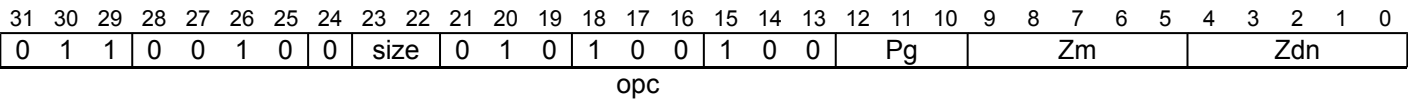
Floating-point maximum number pairwise

Compute the maximum value of each pair of adjacent floating-point elements within each source vector, and interleave the results from corresponding lanes. The interleaved result values are destructively placed in the first source vector.

Regardless of the value of FPCR.AH, the behavior is as follows for each pairwise operation:

- Negative zero compares less than positive zero.
- If one element is numeric and the other is a quiet NaN, the result is the numeric value.
- When FPCR.DN is 0, if either element is a signaling NaN or if both elements are NaNs, the result is a quiet NaN.
- When FPCR.DN is 1, if either element is a signaling NaN or if both elements are NaNs, the result is Default NaN.

SVE2
(FEAT_SVE2 || FEAT_SME)



Encoding

FMAXNMP <Zdn>.<T>, <Pg>/M, <Zdn>.<T>, <Zm>.<T>

Decode for this encoding

```
if !IsFeatureImplemented(FEAT_SVE2) && !IsFeatureImplemented(FEAT_SME) then
    EndOfDecode(Decode_UNDEF);
if size == '00' then EndOfDecode(Decode_UNDEF);
constant integer esize = 8 << UInt(size);
constant integer g = UInt(Pg);
constant integer m = UInt(Zm);
constant integer dn = UInt(Zdn);
```

Assembler Symbols

<Zdn> Is the name of the first source and destination scalable vector register, encoded in the "Zdn" field.

<T> Is the size specifier, encoded in “size”:

size	<T>
00	RESERVED
01	H
10	S
11	D

<Pg> Is the name of the governing scalable predicate register P0-P7, encoded in the "Pg" field.

<Zm> Is the name of the second source scalable vector register, encoded in the "Zm" field.

Operation

```
CheckSVEEnabled();
constant integer VL = CurrentVL;
constant integer PL = VL DIV 8;
constant integer elements = VL DIV esize;
constant bits(PL) mask = P[g, PL];
constant bits(VL) operand1 = Z[dn, VL];
constant bits(VL) operand2 = if AnyActiveElement(mask, esize) then Z[m, VL] else Zeros(VL);
bits(VL) result = Z[dn, VL];
bits(esize) element1;
bits(esize) element2;

for e = 0 to elements-1
    if ActivePredicateElement(mask, e, esize) then
        if IsEven(e) then
            element1 = Elem[operand1, e + 0, esize];
            element2 = Elem[operand1, e + 1, esize];
        else
            element1 = Elem[operand2, e - 1, esize];
            element2 = Elem[operand2, e + 0, esize];
        Elem[result, e, esize] = FPMaxNum(element1, element2, FPCR);

Z[dn, VL] = result;
```

Operational information

This instruction might be immediately preceded in program order by a MOVPRFX instruction. The MOVPRFX must conform to all of the following requirements, otherwise the behavior of the MOVPRFX and this instruction is CONSTRAINED UNPREDICTABLE:

- The MOVPRFX must be unpredicated.
- The MOVPRFX must specify the same destination register as this instruction.
- The destination register must not refer to architectural register state referenced by any other source operand register of this instruction.

Internal version only: aarchmrs v2025-03_rel, pseudocode v2025-03_rel ; Build timestamp: 2025-03-21T17:41

Copyright © 2010-2025 Arm Limited or its affiliates. All rights reserved. This document is Non-Confidential.

FMAXNMQV

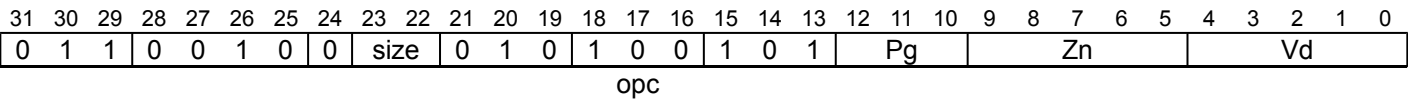
Floating-point maximum number recursive reduction of quadword vector segments

Floating-point maximum number of the same element numbers from each 128-bit source vector segment using a recursive pairwise reduction, placing each result into the corresponding element number of the 128-bit SIMD&FP destination register. Inactive elements in the source vector are treated as the default NaN.

Regardless of the value of FPCR.AH, the behavior is as follows:

- Negative zero compares less than positive zero.
- If one value is numeric and the other is a quiet NaN, the result is the numeric value.
- When FPCR.DN is 0, if either value is a signaling NaN or if both values are NaNs, the result is a quiet NaN.
- When FPCR.DN is 1, if either value is a signaling NaN or if both values are NaNs, the result is Default NaN.

SVE2
(FEAT_SVE2p1 || FEAT_SME2p1)



Encoding

FMAXNMQV <Vd>.<T>, <Pg>, <Zn>.<Tb>

Decode for this encoding

```
if !IsFeatureImplemented(FEAT_SVE2p1) && !IsFeatureImplemented(FEAT_SME2p1) then
    EndOfDecode(Decode_UNDEF);
if size == '00' then EndOfDecode(Decode_UNDEF);
constant integer esize = 8 << UInt(size);
constant integer g = UInt(Pg);
constant integer n = UInt(Zn);
constant integer d = UInt(Vd);
```

Assembler Symbols

<Vd> Is the name of the destination SIMD&FP register, encoded in the "Vd" field.

<T> Is an arrangement specifier, encoded in “size”:

size	<T>
00	RESERVED
01	8H
10	4S
11	2D

<Pg> Is the name of the governing scalable predicate register P0-P7, encoded in the "Pg" field.

<Zn> Is the name of the source scalable vector register, encoded in the "Zn" field.

<Tb> Is the size specifier, encoded in “size”:

size	<Tb>
00	RESERVED
01	H
10	S
11	D

Operation

```
CheckSVEEnabled();
constant integer VL = CurrentVL;
constant integer PL = VL DIV 8;
constant integer segments = VL DIV 128;
constant integer elemperssegment = 128 DIV esize;
constant integer segbits = segments*esize;
constant bits(PL) mask = P[g, PL];
constant bits(VL) operand = if AnyActiveElement(mask, esize) then Z[n, VL] else Zeros(VL);
constant bits(esize) identity = FPDefaultNaN(FPCR, esize);
bits(128) result = Zeros(128);

for e = 0 to elemperssegment-1
    bits(segbits) stmp;
    for s = 0 to segments-1
        if ActivePredicateElement(mask, s * elemperssegment + e, esize) then
            Elem[stmp, s, esize] = Elem[operand, s * elemperssegment + e, esize];
        else
            Elem[stmp, s, esize] = identity;
    Elem[result, e, esize] = FPReduce (ReduceOp\_FMAXNUM, stmp, esize, FPCR);
V[d, 128] = result;
```

Internal version only: aarchmrs v2025-03_rel, pseudocode v2025-03_rel ; Build timestamp: 2025-03-21T17:41

Copyright © 2010-2025 Arm Limited or its affiliates. All rights reserved. This document is Non-Confidential.

FMAXNMV

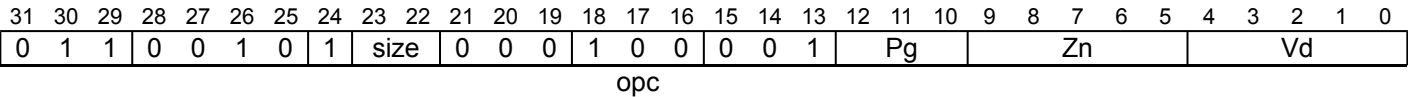
Floating-point maximum number recursive reduction to scalar

Floating-point maximum number horizontally over all lanes of a vector using a recursive pairwise reduction, and place the result in the SIMD&FP scalar destination register. Inactive elements in the source vector are treated as the default NaN.

Regardless of the value of FPCR.AH, the behavior is as follows:

- Negative zero compares less than positive zero.
- If one value is numeric and the other is a quiet NaN, the result is the numeric value.
- When FPCR.DN is 0, if either value is a signaling NaN or if both values are NaNs, the result is a quiet NaN.
- When FPCR.DN is 1, if either value is a signaling NaN or if both values are NaNs, the result is Default NaN.

SVE
(FEAT_SVE || FEAT_SME)



Encoding

FMAXNMV <V><d>, <Pg>, <Zn>.<T>

Decode for this encoding

```
if !IsFeatureImplemented(FEAT_SVE) && !IsFeatureImplemented(FEAT_SME) then
    EndOfDecode(Decode_UNDEF);
if size == '00' then EndOfDecode(Decode_UNDEF);
constant integer esize = 8 << UInt(size);
constant integer g = UInt(Pg);
constant integer n = UInt(Zn);
constant integer d = UInt(Vd);
```

Assembler Symbols

<V> Is a width specifier, encoded in “size”:

size	<V>
00	RESERVED
01	H
10	S
11	D

<d> Is the number [0-31] of the destination SIMD&FP register, encoded in the "Vd" field.

<Pg> Is the name of the governing scalable predicate register P0-P7, encoded in the "Pg" field.

<Zn> Is the name of the source scalable vector register, encoded in the "Zn" field.

<T> Is the size specifier, encoded in “size”:

size	<T>
00	RESERVED
01	H
10	S
11	D

Operation

```
CheckSVEEnabled();  
constant integer VL = CurrentVL;  
constant integer PL = VL DIV 8;  
constant bits(PL) mask = P[g, PL];  
constant bits(VL) operand = if AnyActiveElement(mask, esize) then Z[n, VL] else Zeros(VL);  
constant bits(esize) identity = FPDefaultNaN(FPCR, esize);  
  
V[d, esize] = FPReducePredicated(ReduceOp\_FMAXNUM, operand, mask, identity, FPCR);
```

Internal version only: aarchmrs v2025-03_rel, pseudocode v2025-03_rel ; Build timestamp: 2025-03-21T17:41

Copyright © 2010-2025 Arm Limited or its affiliates. All rights reserved. This document is Non-Confidential.

FMAXP

Floating-point maximum pairwise

Compute the maximum value of each pair of adjacent floating-point elements within each source vector, and interleave the results from corresponding lanes. The interleaved result values are destructively placed in the first source vector.

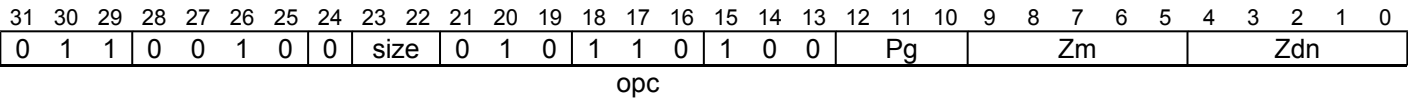
When FPCR.AH is 0, the behavior is as follows for each pairwise operation:

- Negative zero compares less than positive zero.
- When FPCR.DN is 0, if either element is a NaN, the result is a quiet NaN.
- When FPCR.DN is 1, if either element is a NaN, the result is Default NaN.

When FPCR.AH is 1, the behavior is as follows for each pairwise operation:

- If both elements are zeros, regardless of the sign of either zero, the result is the second element.
- If either element is a NaN, regardless of the value of FPCR.DN, the result is the second element.

SVE2
(FEAT_SVE2 || FEAT_SME)



Encoding

FMAXP <Zdn>.<T>, <Pg>/M, <Zdn>.<T>, <Zm>.<T>

Decode for this encoding

```
if !IsFeatureImplemented(FEAT_SVE2) && !IsFeatureImplemented(FEAT_SME) then
    EndOfDecode(Decode_UNDEF);
if size == '00' then EndOfDecode(Decode_UNDEF);
constant integer esize = 8 << UInt(size);
constant integer g = UInt(Pg);
constant integer m = UInt(Zm);
constant integer dn = UInt(Zdn);
```

Assembler Symbols

<Zdn> Is the name of the first source and destination scalable vector register, encoded in the "Zdn" field.

<T> Is the size specifier, encoded in "size":

size	<T>
00	RESERVED
01	H
10	S
11	D

<Pg> Is the name of the governing scalable predicate register P0-P7, encoded in the "Pg" field.

<Zm> Is the name of the second source scalable vector register, encoded in the "Zm" field.

Operation

```
CheckSVEEnabled();
constant integer VL = CurrentVL;
constant integer PL = VL DIV 8;
constant integer elements = VL DIV esize;
constant bits(PL) mask = P[g, PL];
constant bits(VL) operand1 = Z[dn, VL];
constant bits(VL) operand2 = if AnyActiveElement(mask, esize) then Z[m, VL] else Zeros(VL);
bits(VL) result = Z[dn, VL];
bits(esize) element1;
bits(esize) element2;

for e = 0 to elements-1
    if ActivePredicateElement(mask, e, esize) then
        if IsEven(e) then
            element1 = Elem[operand1, e + 0, esize];
            element2 = Elem[operand1, e + 1, esize];
        else
            element1 = Elem[operand2, e - 1, esize];
            element2 = Elem[operand2, e + 0, esize];
        Elem[result, e, esize] = FPMAX(element1, element2, FPCR);

Z[dn, VL] = result;
```

Operational information

This instruction might be immediately preceded in program order by a MOVPRFX instruction. The MOVPRFX must conform to all of the following requirements, otherwise the behavior of the MOVPRFX and this instruction is CONSTRAINED UNPREDICTABLE:

- The MOVPRFX must be unpredicated.
- The MOVPRFX must specify the same destination register as this instruction.
- The destination register must not refer to architectural register state referenced by any other source operand register of this instruction.

Internal version only: aarchmrs v2025-03_rel, pseudocode v2025-03_rel ; Build timestamp: 2025-03-21T17:41

Copyright © 2010-2025 Arm Limited or its affiliates. All rights reserved. This document is Non-Confidential.

FMAXQV

Floating-point maximum reduction of quadword vector segments

Floating-point maximum of the same element numbers from each 128-bit source vector segment using a recursive pairwise reduction, placing each result into the corresponding element number of the 128-bit SIMD&FP destination register. Inactive elements in the source vector are treated as -Infinity.

When FPCR.AH is 0, the behavior is as follows:

- Negative zero compares less than positive zero.
- When FPCR.DN is 0, if either value is a NaN, the result is a quiet NaN.
- When FPCR.DN is 1, if either value is a NaN, the result is Default NaN.

When FPCR.AH is 1, the behavior is as follows:

- If both values are zeros, regardless of the sign of either zero, the result is the second value.
- If either value is a NaN, regardless of the value of FPCR.DN, the result is the second value.

SVE2
(FEAT_SVE2p1 || FEAT_SME2p1)

Table with 32 columns (31 to 0) and 2 rows. Row 1 contains bit values (0 or 1). Row 2 contains field names (size, Pg, Zn, Vd). A label 'opc' is centered below the table.

Encoding

FMAXQV <Vd>.<T>, <Pg>, <Zn>.<Tb>

Decode for this encoding

```
if !IsFeatureImplemented(FEAT_SVE2p1) && !IsFeatureImplemented(FEAT_SME2p1) then
    EndOfDecode(Decode_UNDEF);
if size == '00' then EndOfDecode(Decode_UNDEF);
constant integer esize = 8 << UInt(size);
constant integer g = UInt(Pg);
constant integer n = UInt(Zn);
constant integer d = UInt(Vd);
```

Assembler Symbols

<Vd> Is the name of the destination SIMD&FP register, encoded in the "Vd" field.

<T> Is an arrangement specifier, encoded in “size”:

Table with 2 columns: size, <T>. Rows: 00 (RESERVED), 01 (8H), 10 (4S), 11 (2D).

<Pg> Is the name of the governing scalable predicate register P0-P7, encoded in the "Pg" field.

<Zn> Is the name of the source scalable vector register, encoded in the "Zn" field.

<Tb> Is the size specifier, encoded in “size”:

Table with 2 columns: size, <Tb>. Rows: 00 (RESERVED), 01 (H), 10 (S), 11 (D).

Operation

```
CheckSVEEnabled();
constant integer VL = CurrentVL;
constant integer PL = VL DIV 8;
constant integer segments = VL DIV 128;
constant integer elemperssegment = 128 DIV esize;
constant integer segbits = segments*esize;
constant bits(PL) mask = P[g, PL];
constant bits(VL) operand = if AnyActiveElement(mask, esize) then Z[n, VL] else Zeros(VL);
constant bits(esize) identity = FPInfinity('1', esize);
bits(128) result = Zeros(128);

for e = 0 to elemperssegment-1
    bits(segbits) stmp;
    for s = 0 to segments-1
        if ActivePredicateElement(mask, s * elemperssegment + e, esize) then
            Elem[stmp, s, esize] = Elem[operand, s * elemperssegment + e, esize];
        else
            Elem[stmp, s, esize] = identity;
    Elem[result, e, esize] = FPReduce(ReduceOp\_FMAX, stmp, esize, FPCR);
V[d, 128] = result;
```

Internal version only: aarchmrs v2025-03_rel, pseudocode v2025-03_rel ; Build timestamp: 2025-03-21T17:41

Copyright © 2010-2025 Arm Limited or its affiliates. All rights reserved. This document is Non-Confidential.

FMAXV

Floating-point maximum recursive reduction to scalar

Floating-point maximum horizontally over all lanes of a vector using a recursive pairwise reduction, and place the result in the SIMD&FP scalar destination register. Inactive elements in the source vector are treated as -Infinity.

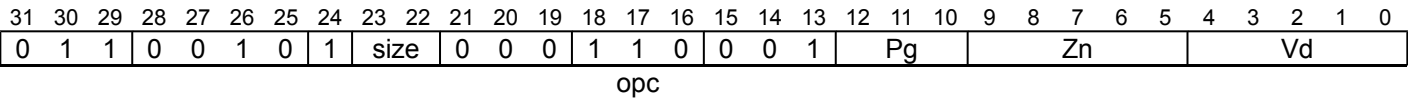
When FPCR.AH is 0, the behavior is as follows:

- Negative zero compares less than positive zero.
- When FPCR.DN is 0, if either value is a NaN, the result is a quiet NaN.
- When FPCR.DN is 1, if either value is a NaN, the result is Default NaN.

When FPCR.AH is 1, the behavior is as follows:

- If both values are zeros, regardless of the sign of either zero, the result is the second value.
- If either value is a NaN, regardless of the value of FPCR.DN, the result is the second value.

SVE
(FEAT_SVE || FEAT_SME)



Encoding

FMAXV <V><d>, <Pg>, <Zn>.<T>

Decode for this encoding

```
if !IsFeatureImplemented(FEAT_SVE) && !IsFeatureImplemented(FEAT_SME) then
    EndOfDecode(Decode_UNDEF);
if size == '00' then EndOfDecode(Decode_UNDEF);
constant integer esize = 8 << UInt(size);
constant integer g = UInt(Pg);
constant integer n = UInt(Zn);
constant integer d = UInt(Vd);
```

Assembler Symbols

<V> Is a width specifier, encoded in “size”:

size	<V>
00	RESERVED
01	H
10	S
11	D

<d> Is the number [0-31] of the destination SIMD&FP register, encoded in the "Vd" field.

<Pg> Is the name of the governing scalable predicate register P0-P7, encoded in the "Pg" field.

<Zn> Is the name of the source scalable vector register, encoded in the "Zn" field.

<T> Is the size specifier, encoded in “size”:

size	<T>
00	RESERVED
01	H
10	S
11	D

Operation

```
CheckSVEEnabled();  
constant integer VL = CurrentVL;  
constant integer PL = VL DIV 8;  
constant bits(PL) mask = P[g, PL];  
constant bits(VL) operand = if AnyActiveElement(mask, esize) then Z[n, VL] else Zeros(VL);  
constant bits(esize) identity = FPInfinity('1', esize);  
  
V[d, esize] = FPReducePredicated(ReduceOp\_FMAX, operand, mask, identity, FPCR);
```

Internal version only: aarchmrs v2025-03_rel, pseudocode v2025-03_rel ; Build timestamp: 2025-03-21T17:41

Copyright © 2010-2025 Arm Limited or its affiliates. All rights reserved. This document is Non-Confidential.

FMIN (immediate)

Floating-point minimum with immediate (predicated)

Determine the minimum of an immediate and each active floating-point element of the source vector, and destructively place the results in the corresponding elements of the source vector. The immediate may take the value +0.0 or +1.0 only.

When FPCR.AH is 0, the behavior is as follows:

- Negative zero compares less than positive zero.
- When FPCR.DN is 0, if the element is a NaN, the result is a quiet NaN.
- When FPCR.DN is 1, if the element is a NaN, the result is Default NaN.

When FPCR.AH is 1, the behavior is as follows:

- If both the element and the immediate are zeros, regardless of the sign of either zero, the result is the immediate.
- If the element is a NaN, regardless of the value of FPCR.DN, the result is the immediate.

Inactive elements in the destination vector register remain unmodified.

SVE

(FEAT SVE || FEAT SME)

31	30	29	28	27	26	25	24	23	22	21	20	19	18	17	16	15	14	13	12	11	10	9	8	7	6	5	4	3	2	1	0
0	1	1	0	0	1	0	1	size	0	1	1	1	1	1	1	1	0	0	Pg		0	0	0	0	0	i1				Zdn	
opc																															

Encoding

```
FMIN <Zdn>.<T>, <Pg>/M, <Zdn>.<T>, <const>
```

Decode for this encoding

```

if !IsFeatureImplemented(FEAT_SVE) && !IsFeatureImplemented(FEAT_SME) then
    EndOfDecode(Decode\_UNDEF);
if size == '00' then EndOfDecode(Decode\_UNDEF);
constant integer esize = 8 << UInt(size);
constant integer g = UInt(Pg);
constant integer dn = UInt(Zdn);
constant bits(esize) imm = if il == '0' then Zeros(esize) else FPOne('0', esize);

```

Assembler Symbols

<Zdn>	Is the name of the source and destination scalable vector register, encoded in the "Zdn" field.
-------	---

<T> Is the size specifier, encoded in “size”:

size	<T>
00	RESERVED
01	H
10	S
11	D

<Pg> Is the name of the governing scalable predicate register P0-P7, encoded in the "Pg" field.

<const> Is the floating-point immediate value, encoded in “i1”:

i1	<const>
0	#0.0
1	#1.0

Operation

```
CheckSVEEnabled();
constant integer VL = CurrentVL;
constant integer PL = VL DIV 8;
constant integer elements = VL DIV esize;
constant bits(PL) mask = P[g, PL];
constant bits(VL) operand1 = Z[dn, VL];
bits(VL) result;

for e = 0 to elements-1
    constant bits(esize) element1 = Elem[operand1, e, esize];
    if ActivePredicateElement(mask, e, esize) then
        Elem[result, e, esize] = FPMIn(element1, imm, FPCR);
    else
        Elem[result, e, esize] = element1;

Z[dn, VL] = result;
```

Operational information

This instruction might be immediately preceded in program order by a MOVPRFX instruction. The MOVPRFX must conform to all of the following requirements, otherwise the behavior of the MOVPRFX and this instruction is CONSTRAINED UNPREDICTABLE:

- The MOVPRFX can be predicated or unpredicated.
- A predicated MOVPRFX must use the same governing predicate register as this instruction.
- A predicated MOVPRFX must use the larger of the destination element size and first source element size in the preferred disassembly of this instruction.
- The MOVPRFX must specify the same destination register as this instruction.
- The destination register must not refer to architectural register state referenced by any other source operand register of this instruction.

Internal version only: aarchmrs v2025-03_rel, pseudocode v2025-03_rel ; Build timestamp: 2025-03-21T17:41

Copyright © 2010-2025 Arm Limited or its affiliates. All rights reserved. This document is Non-Confidential.

FMIN (vectors)

Floating-point minimum (predicated)

Determine the minimum of active floating-point elements of the second source vector and corresponding floating-point elements of the first source vector and destructively place the results in the corresponding elements of the first source vector.

When FPCR.AH is 0, the behavior is as follows:

- Negative zero compares less than positive zero.
- When FPCR.DN is 0, if either element is a NaN, the result is a quiet NaN.
- When FPCR.DN is 1, if either element is a NaN, the result is Default NaN.

When FPCR.AH is 1, the behavior is as follows:

- If both elements are zeros, regardless of the sign of either zero, the result is the second element.
- If either element is a NaN, regardless of the value of FPCR.DN, the result is the second element.

Inactive elements in the destination vector register remain unmodified.

SVE
(FEAT_SVE || FEAT_SME)

31	30	29	28	27	26	25	24	23	22	21	20	19	18	17	16	15	14	13	12	11	10	9	8	7	6	5	4	3	2	1	0
0	1	1	0	0	1	0	1	!= 00	0	0	0	0	1	1	1	1	0	0	Pg			Zm					Zdn				
size												opc																			

Encoding

FMIN <Zdn>.<T>, <Pg>/M, <Zdn>.<T>, <Zm>.<T>

Decode for this encoding

```
if !IsFeatureImplemented(FEAT_SVE) && !IsFeatureImplemented(FEAT_SME) then
    EndOfDecode(Decode_UNDEF);
constant integer esize = 8 << UInt(size);

constant integer g = UInt(Pg);
constant integer dn = UInt(Zdn);
constant integer m = UInt(Zm);
```

Assembler Symbols

<Zdn> Is the name of the first source and destination scalable vector register, encoded in the "Zdn" field.

<T> Is the size specifier, encoded in "size":

size	<T>
01	H
10	S
11	D

<Pg> Is the name of the governing scalable predicate register P0-P7, encoded in the "Pg" field.

<Zm> Is the name of the second source scalable vector register, encoded in the "Zm" field.

Operation

```
CheckSVEEnabled();
constant integer VL = CurrentVL;
constant integer PL = VL DIV 8;
constant integer elements = VL DIV esize;
constant bits(PL) mask = P[g, PL];
constant bits(VL) operand1 = Z[dn, VL];
constant bits(VL) operand2 = if AnyActiveElement(mask, esize) then Z[m, VL] else Zeros(VL);
bits(VL) result;

for e = 0 to elements-1
    constant bits(esize) element1 = Elem[operand1, e, esize];
    if ActivePredicateElement(mask, e, esize) then
        constant bits(esize) element2 = Elem[operand2, e, esize];
        Elem[result, e, esize] = FPMin(element1, element2, FPCR);
    else
        Elem[result, e, esize] = element1;

Z[dn, VL] = result;
```

Operational information

This instruction might be immediately preceded in program order by a MOVPRFX instruction. The MOVPRFX must conform to all of the following requirements, otherwise the behavior of the MOVPRFX and this instruction is CONSTRAINED UNPREDICTABLE:

- The MOVPRFX can be predicated or unpredicated.
- A predicated MOVPRFX must use the same governing predicate register as this instruction.
- A predicated MOVPRFX must use the larger of the destination element size and first source element size in the preferred disassembly of this instruction.
- The MOVPRFX must specify the same destination register as this instruction.
- The destination register must not refer to architectural register state referenced by any other source operand register of this instruction.

Internal version only: aarchmrs v2025-03_rel, pseudocode v2025-03_rel ; Build timestamp: 2025-03-21T17:41

Copyright © 2010-2025 Arm Limited or its affiliates. All rights reserved. This document is Non-Confidential.

FMINNM (immediate)

Floating-point minimum number with immediate (predicated)

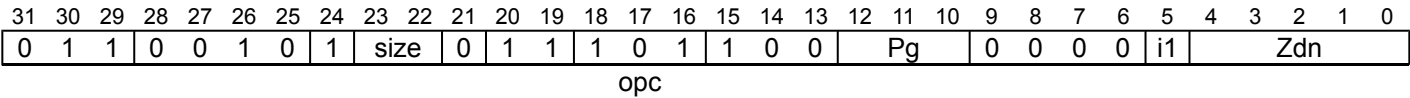
Determine the minimum number value of an immediate and each active floating-point element of the source vector, and destructively place the results in the corresponding elements of the source vector. The immediate may take the value +0.0 or +1.0 only.

Regardless of the value of FPCR.AH, the behavior is as follows:

- Negative zero compares less than positive zero.
- If the element is a quiet NaN, the result is the immediate value.
- When FPCR.DN is 0, if the element is a signaling NaN, the result is a quiet NaN.
- When FPCR.DN is 1, if the element is a signaling NaN, the result is Default NaN.

Inactive elements in the destination vector register remain unmodified.

SVE
(FEAT_SVE || FEAT_SME)



Encoding

FMINNM <Zdn>.<T>, <Pg>/M, <Zdn>.<T>, <const>

Decode for this encoding

```
if !IsFeatureImplemented(FEAT_SVE) && !IsFeatureImplemented(FEAT_SME) then
    EndOfDecode(Decode_UNDEF);
if size == '00' then EndOfDecode(Decode_UNDEF);
constant integer esize = 8 << UInt(size);
constant integer g = UInt(Pg);
constant integer dn = UInt(Zdn);
constant bits(esize) imm = if i1 == '0' then Zeros(esize) else FPOne('0', esize);
```

Assembler Symbols

<Zdn> Is the name of the source and destination scalable vector register, encoded in the "Zdn" field.

<T> Is the size specifier, encoded in “size”:

size	<T>
00	RESERVED
01	H
10	S
11	D

<Pg> Is the name of the governing scalable predicate register P0-P7, encoded in the "Pg" field.

<const> Is the floating-point immediate value, encoded in “i1”:

i1	<const>
0	#0.0
1	#1.0

Operation

```
CheckSVEEnabled();
constant integer VL = CurrentVL;
constant integer PL = VL DIV 8;
constant integer elements = VL DIV esize;
constant bits(PL) mask = P[g, PL];
constant bits(VL) operand1 = Z[dn, VL];
bits(VL) result;

for e = 0 to elements-1
    constant bits(esize) element1 = Elem[operand1, e, esize];
    if ActivePredicateElement(mask, e, esize) then
        Elem[result, e, esize] = FPMinNum(element1, imm, FPCR);
    else
        Elem[result, e, esize] = element1;

Z[dn, VL] = result;
```

Operational information

This instruction might be immediately preceded in program order by a MOVPRFX instruction. The MOVPRFX must conform to all of the following requirements, otherwise the behavior of the MOVPRFX and this instruction is CONSTRAINED UNPREDICTABLE:

- The MOVPRFX can be predicated or unpredicated.
- A predicated MOVPRFX must use the same governing predicate register as this instruction.
- A predicated MOVPRFX must use the larger of the destination element size and first source element size in the preferred disassembly of this instruction.
- The MOVPRFX must specify the same destination register as this instruction.
- The destination register must not refer to architectural register state referenced by any other source operand register of this instruction.

Internal version only: aarchmrs v2025-03_rel, pseudocode v2025-03_rel ; Build timestamp: 2025-03-21T17:41

Copyright © 2010-2025 Arm Limited or its affiliates. All rights reserved. This document is Non-Confidential.

FMINNM (vectors)

Floating-point minimum number (predicated)

Determine the minimum number value of active floating-point elements of the second source vector and corresponding floating-point elements of the first source vector and destructively place the results in the corresponding elements of the first source vector.

Regardless of the value of FPCR.AH, the behavior is as follows:

- Negative zero compares less than positive zero.
- If one element is numeric and the other is a quiet NaN, the result is the numeric value.
- When FPCR.DN is 0, if either element is a signaling NaN or if both elements are NaNs, the result is a quiet NaN.
- When FPCR.DN is 1, if either element is a signaling NaN or if both elements are NaNs, the result is Default NaN.

Inactive elements in the destination vector register remain unmodified.

SVE
(FEAT_SVE || FEAT_SME)

31 30 29 28 27 26 25 24 23 22 21 20 19 18 17 16 15 14 13 12 11 10 9 8 7 6 5 4 3 2 1 0
0 1 1 0 0 1 0 1 != 00 0 0 0 1 0 1 1 0 0 Pg Zm Zdn
size opc

Encoding

FMINNM <Zdn>.<T>, <Pg>/M, <Zdn>.<T>, <Zm>.<T>

Decode for this encoding

```
if !IsFeatureImplemented(FEAT_SVE) && !IsFeatureImplemented(FEAT_SME) then
    EndOfDecode(Decode_UNDEF);
constant integer esize = 8 << UInt(size);

constant integer g = UInt(Pg);
constant integer dn = UInt(Zdn);
constant integer m = UInt(Zm);
```

Assembler Symbols

<Zdn> Is the name of the first source and destination scalable vector register, encoded in the "Zdn" field.

<T> Is the size specifier, encoded in “size”:

Table with 2 columns: size, <T>. Rows: 01 H, 10 S, 11 D.

<Pg> Is the name of the governing scalable predicate register P0-P7, encoded in the "Pg" field.

<Zm> Is the name of the second source scalable vector register, encoded in the "Zm" field.

Operation

```
CheckSVEEnabled();
constant integer VL = CurrentVL;
constant integer PL = VL DIV 8;
constant integer elements = VL DIV esize;
constant bits(PL) mask = P[g, PL];
constant bits(VL) operand1 = Z[dn, VL];
constant bits(VL) operand2 = if AnyActiveElement(mask, esize) then Z[m, VL] else Zeros(VL);
bits(VL) result;

for e = 0 to elements-1
    constant bits(esize) element1 = Elem[operand1, e, esize];
    if ActivePredicateElement(mask, e, esize) then
        constant bits(esize) element2 = Elem[operand2, e, esize];
        Elem[result, e, esize] = FPMinNum(element1, element2, FPCR);
    else
        Elem[result, e, esize] = element1;

Z[dn, VL] = result;
```

Operational information

This instruction might be immediately preceded in program order by a MOVPRFX instruction. The MOVPRFX must conform to all of the following requirements, otherwise the behavior of the MOVPRFX and this instruction is CONSTRAINED UNPREDICTABLE:

- The MOVPRFX can be predicated or unpredicated.
- A predicated MOVPRFX must use the same governing predicate register as this instruction.
- A predicated MOVPRFX must use the larger of the destination element size and first source element size in the preferred disassembly of this instruction.
- The MOVPRFX must specify the same destination register as this instruction.
- The destination register must not refer to architectural register state referenced by any other source operand register of this instruction.

Internal version only: aarchmrs v2025-03_rel, pseudocode v2025-03_rel ; Build timestamp: 2025-03-21T17:41

Copyright © 2010-2025 Arm Limited or its affiliates. All rights reserved. This document is Non-Confidential.

FMINNMP

Floating-point minimum number pairwise

Compute the minimum value of each pair of adjacent floating-point elements within each source vector, and interleave the results from corresponding lanes. The interleaved result values are destructively placed in the first source vector.

Regardless of the value of FPCR.AH, the behavior is as follows for each pairwise operation:

- Negative zero compares less than positive zero.
- If one element is numeric and the other is a quiet NaN, the result is the numeric value.
- When FPCR.DN is 0, if either element is a signaling NaN or if both elements are NaNs, the result is a quiet NaN.
- When FPCR.DN is 1, if either element is a signaling NaN or if both elements are NaNs, the result is Default NaN.

SVE2 (FEAT_SVE2 || FEAT_SME)

31	30	29	28	27	26	25	24	23	22	21	20	19	18	17	16	15	14	13	12	11	10	9	8	7	6	5	4	3	2	1	0
0	1	1	0	0	1	0	0	size	0	1	0	1	0	1	1	0	0	Pg			Zm				Zdn						
opc																															

Encoding

FMINNMP <Zdn>.<T>, <Pg>/M, <Zdn>.<T>, <Zm>.<T>

Decode for this encoding

```
if !IsFeatureImplemented(FEAT_SVE2) && !IsFeatureImplemented(FEAT_SME) then
    EndOfDecode(Decode_UNDEF);
if size == '00' then EndOfDecode(Decode_UNDEF);
constant integer esize = 8 << UInt(size);
constant integer g = UInt(Pg);
constant integer m = UInt(Zm);
constant integer dn = UInt(Zdn);
```

Assembler Symbols

<Zdn> Is the name of the first source and destination scalable vector register, encoded in the "Zdn" field.

<T> Is the size specifier, encoded in "size":

size	<T>
00	RESERVED
01	H
10	S
11	D

<Pg> Is the name of the governing scalable predicate register P0-P7, encoded in the "Pg" field.

<Zm> Is the name of the second source scalable vector register, encoded in the "Zm" field.

Operation

```
CheckSVEEnabled();
constant integer VL = CurrentVL;
constant integer PL = VL DIV 8;
constant integer elements = VL DIV esize;
constant bits(PL) mask = P[g, PL];
constant bits(VL) operand1 = Z[dn, VL];
constant bits(VL) operand2 = if AnyActiveElement(mask, esize) then Z[m, VL] else Zeros(VL);
bits(VL) result = Z[dn, VL];
bits(esize) element1;
bits(esize) element2;

for e = 0 to elements-1
    if ActivePredicateElement(mask, e, esize) then
        if IsEven(e) then
            element1 = Elem[operand1, e + 0, esize];
            element2 = Elem[operand1, e + 1, esize];
        else
            element1 = Elem[operand2, e - 1, esize];
            element2 = Elem[operand2, e + 0, esize];
        Elem[result, e, esize] = FPMinNum(element1, element2, FPCR);

Z[dn, VL] = result;
```

Operational information

This instruction might be immediately preceded in program order by a MOVPRFX instruction. The MOVPRFX must conform to all of the following requirements, otherwise the behavior of the MOVPRFX and this instruction is CONSTRAINED UNPREDICTABLE:

- The MOVPRFX must be unpredicated.
- The MOVPRFX must specify the same destination register as this instruction.
- The destination register must not refer to architectural register state referenced by any other source operand register of this instruction.

Internal version only: aarchmrs v2025-03_rel, pseudocode v2025-03_rel ; Build timestamp: 2025-03-21T17:41

Copyright © 2010-2025 Arm Limited or its affiliates. All rights reserved. This document is Non-Confidential.

FMINNMQV

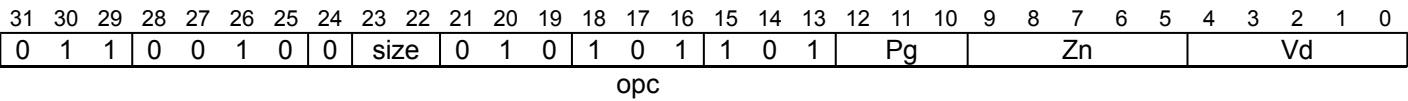
Floating-point minimum number recursive reduction of quadword vector segments

Floating-point minimum number of the same element numbers from each 128-bit source vector segment using a recursive pairwise reduction, placing each result into the corresponding element number of the 128-bit SIMD&FP destination register. Inactive elements in the source vector are treated as the default NaN.

Regardless of the value of FPCR.AH, the behavior is as follows:

- Negative zero compares less than positive zero.
- If one value is numeric and the other is a quiet NaN, the result is the numeric value.
- When FPCR.DN is 0, if either value is a signaling NaN or if both values are NaNs, the result is a quiet NaN.
- When FPCR.DN is 1, if either value is a signaling NaN or if both values are NaNs, the result is Default NaN.

SVE2
(FEAT_SVE2p1 || FEAT_SME2p1)



Encoding

FMINNMQV <Vd>.<T>, <Pg>, <Zn>.<Tb>

Decode for this encoding

```
if !IsFeatureImplemented(FEAT_SVE2p1) && !IsFeatureImplemented(FEAT_SME2p1) then
    EndOfDecode(Decode_UNDEF);
if size == '00' then EndOfDecode(Decode_UNDEF);
constant integer esize = 8 << UInt(size);
constant integer g = UInt(Pg);
constant integer n = UInt(Zn);
constant integer d = UInt(Vd);
```

Assembler Symbols

<Vd> Is the name of the destination SIMD&FP register, encoded in the "Vd" field.

<T> Is an arrangement specifier, encoded in “size”:

size	<T>
00	RESERVED
01	8H
10	4S
11	2D

<Pg> Is the name of the governing scalable predicate register P0-P7, encoded in the "Pg" field.

<Zn> Is the name of the source scalable vector register, encoded in the "Zn" field.

<Tb> Is the size specifier, encoded in “size”:

size	<Tb>
00	RESERVED
01	H
10	S
11	D

Operation

```
CheckSVEEnabled();
constant integer VL = CurrentVL;
constant integer PL = VL DIV 8;
constant integer segments = VL DIV 128;
constant integer elemperssegment = 128 DIV esize;
constant integer segbits = segments*esize;
constant bits(PL) mask = P[g, PL];
constant bits(VL) operand = if AnyActiveElement(mask, esize) then Z[n, VL] else Zeros(VL);
constant bits(esize) identity = FPDefaultNaN(FPCR, esize);
bits(128) result = Zeros(128);

for e = 0 to elemperssegment-1
    bits(segbits) stmp;
    for s = 0 to segments-1
        if ActivePredicateElement(mask, s * elemperssegment + e, esize) then
            Elem[stmp, s, esize] = Elem[operand, s * elemperssegment + e, esize];
        else
            Elem[stmp, s, esize] = identity;
    Elem[result, e, esize] = FPReduce(ReduceOp\_FMINNUM, stmp, esize, FPCR);
V[d, 128] = result;
```

Internal version only: aarchmrs v2025-03_rel, pseudocode v2025-03_rel ; Build timestamp: 2025-03-21T17:41

Copyright © 2010-2025 Arm Limited or its affiliates. All rights reserved. This document is Non-Confidential.

FMINNMV

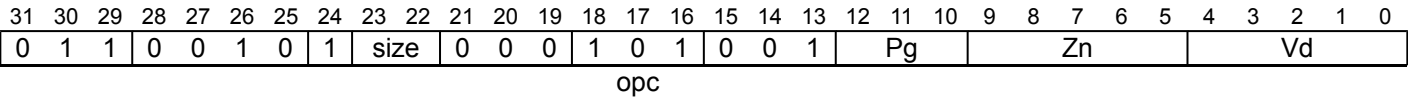
Floating-point minimum number recursive reduction to scalar

Floating-point minimum number horizontally over all lanes of a vector using a recursive pairwise reduction, and place the result in the SIMD&FP scalar destination register. Inactive elements in the source vector are treated as the default NaN.

Regardless of the value of FPCR.AH, the behavior is as follows:

- Negative zero compares less than positive zero.
- If one value is numeric and the other is a quiet NaN, the result is the numeric value.
- When FPCR.DN is 0, if either value is a signaling NaN or if both values are NaNs, the result is a quiet NaN.
- When FPCR.DN is 1, if either value is a signaling NaN or if both values are NaNs, the result is Default NaN.

SVE
(FEAT_SVE || FEAT_SME)



Encoding

FMINNMV <V><d>, <Pg>, <Zn>.<T>

Decode for this encoding

```
if !IsFeatureImplemented(FEAT_SVE) && !IsFeatureImplemented(FEAT_SME) then
    EndOfDecode(Decode_UNDEF);
if size == '00' then EndOfDecode(Decode_UNDEF);
constant integer esize = 8 << UInt(size);
constant integer g = UInt(Pg);
constant integer n = UInt(Zn);
constant integer d = UInt(Vd);
```

Assembler Symbols

<V> Is a width specifier, encoded in “size”:

size	<V>
00	RESERVED
01	H
10	S
11	D

<d> Is the number [0-31] of the destination SIMD&FP register, encoded in the "Vd" field.

<Pg> Is the name of the governing scalable predicate register P0-P7, encoded in the "Pg" field.

<Zn> Is the name of the source scalable vector register, encoded in the "Zn" field.

<T> Is the size specifier, encoded in “size”:

size	<T>
00	RESERVED
01	H
10	S
11	D

Operation

```
CheckSVEEnabled();  
constant integer VL = CurrentVL;  
constant integer PL = VL DIV 8;  
constant bits(PL) mask = P[g, PL];  
constant bits(VL) operand = if AnyActiveElement(mask, esize) then Z[n, VL] else Zeros(VL);  
constant bits(esize) identity = FPDefaultNaN(FPCR, esize);  
  
V[d, esize] = FPReducePredicated(ReduceOp\_FMINNUM, operand, mask, identity, FPCR);
```

Internal version only: aarchmrs v2025-03_rel, pseudocode v2025-03_rel ; Build timestamp: 2025-03-21T17:41

Copyright © 2010-2025 Arm Limited or its affiliates. All rights reserved. This document is Non-Confidential.

FMINP

Floating-point minimum pairwise

Compute the minimum value of each pair of adjacent floating-point elements within each source vector, and interleave the results from corresponding lanes. The interleaved result values are destructively placed in the first source vector.

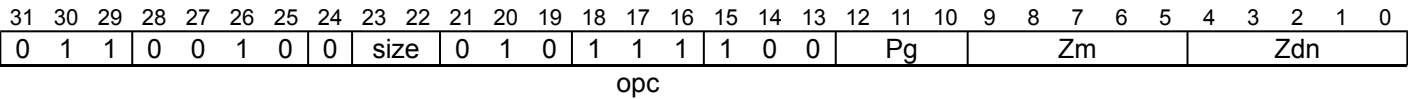
When FPCR.AH is 0, the behavior is as follows for each pairwise operation:

- Negative zero compares less than positive zero.
- When FPCR.DN is 0, if either element is a NaN, the result is a quiet NaN.
- When FPCR.DN is 1, if either element is a NaN, the result is Default NaN.

When FPCR.AH is 1, the behavior is as follows for each pairwise operation:

- If both elements are zeros, regardless of the sign of either zero, the result is the second element.
- If either element is a NaN, regardless of the value of FPCR.DN, the result is the second element.

SVE2
(FEAT_SVE2 || FEAT_SME)



Encoding

FMINP <Zdn>.<T>, <Pg>/M, <Zdn>.<T>, <Zm>.<T>

Decode for this encoding

```
if !IsFeatureImplemented(FEAT_SVE2) && !IsFeatureImplemented(FEAT_SME) then
    EndOfDecode(Decode_UNDEF);
if size == '00' then EndOfDecode(Decode_UNDEF);
constant integer esize = 8 << UInt(size);
constant integer g = UInt(Pg);
constant integer m = UInt(Zm);
constant integer dn = UInt(Zdn);
```

Assembler Symbols

<Zdn> Is the name of the first source and destination scalable vector register, encoded in the "Zdn" field.

<T> Is the size specifier, encoded in "size":

size	<T>
00	RESERVED
01	H
10	S
11	D

<Pg> Is the name of the governing scalable predicate register P0-P7, encoded in the "Pg" field.

<Zm> Is the name of the second source scalable vector register, encoded in the "Zm" field.

Operation

```
CheckSVEEnabled();
constant integer VL = CurrentVL;
constant integer PL = VL DIV 8;
constant integer elements = VL DIV esize;
constant bits(PL) mask = P[g, PL];
constant bits(VL) operand1 = Z[dn, VL];
constant bits(VL) operand2 = if AnyActiveElement(mask, esize) then Z[m, VL] else Zeros(VL);
bits(VL) result = Z[dn, VL];
bits(esize) element1;
bits(esize) element2;

for e = 0 to elements-1
    if ActivePredicateElement(mask, e, esize) then
        if IsEven(e) then
            element1 = Elem[operand1, e + 0, esize];
            element2 = Elem[operand1, e + 1, esize];
        else
            element1 = Elem[operand2, e - 1, esize];
            element2 = Elem[operand2, e + 0, esize];
        Elem[result, e, esize] = FPMIn(element1, element2, FPCR);

Z[dn, VL] = result;
```

Operational information

This instruction might be immediately preceded in program order by a MOVPRFX instruction. The MOVPRFX must conform to all of the following requirements, otherwise the behavior of the MOVPRFX and this instruction is CONSTRAINED UNPREDICTABLE:

- The MOVPRFX must be unpredicated.
- The MOVPRFX must specify the same destination register as this instruction.
- The destination register must not refer to architectural register state referenced by any other source operand register of this instruction.

Internal version only: aarchmrs v2025-03_rel, pseudocode v2025-03_rel ; Build timestamp: 2025-03-21T17:41

Copyright © 2010-2025 Arm Limited or its affiliates. All rights reserved. This document is Non-Confidential.

FMINQV

Floating-point minimum recursive reduction of quadword vector segments

Floating-point minimum of the same element numbers from each 128-bit source vector segment using a recursive pairwise reduction, placing each result into the corresponding element number of the 128-bit SIMD&FP destination register. Inactive elements in the source vector are treated as +Infinity.

When FPCR.AH is 0, the behavior is as follows:

- Negative zero compares less than positive zero.
- When FPCR.DN is 0, if either value is a NaN, the result is a quiet NaN.
- When FPCR.DN is 1, if either value is a NaN, the result is Default NaN.

When FPCR.AH is 1, the behavior is as follows:

- If both values are zeros, regardless of the sign of either zero, the result is the second value.
- If either value is a NaN, regardless of the value of FPCR.DN, the result is the second value.

SVE2
(FEAT_SVE2p1 || FEAT_SME2p1)

Table with 32 columns (31 to 0) and 1 row. Fields include size, Pg, Zn, and Vd. Total width is 128 bits.

Encoding

FMINQV <Vd>.<T>, <Pg>, <Zn>.<Tb>

Decode for this encoding

```
if !IsFeatureImplemented(FEAT_SVE2p1) && !IsFeatureImplemented(FEAT_SME2p1) then
    EndOfDecode(Decode_UNDEF);
if size == '00' then EndOfDecode(Decode_UNDEF);
constant integer esize = 8 << UInt(size);
constant integer g = UInt(Pg);
constant integer n = UInt(Zn);
constant integer d = UInt(Vd);
```

Assembler Symbols

<Vd> Is the name of the destination SIMD&FP register, encoded in the "Vd" field.

<T> Is an arrangement specifier, encoded in “size”:

Table with 2 columns: size, <T>. Rows: 00 RESERVED, 01 8H, 10 4S, 11 2D.

<Pg> Is the name of the governing scalable predicate register P0-P7, encoded in the "Pg" field.

<Zn> Is the name of the source scalable vector register, encoded in the "Zn" field.

<Tb> Is the size specifier, encoded in “size”:

Table with 2 columns: size, <Tb>. Rows: 00 RESERVED, 01 H, 10 S, 11 D.

Operation

```
CheckSVEEnabled();
constant integer VL = CurrentVL;
constant integer PL = VL DIV 8;
constant integer segments = VL DIV 128;
constant integer elemperssegment = 128 DIV esize;
constant integer segbits = segments*esize;
constant bits(PL) mask = P[g, PL];
constant bits(VL) operand = if AnyActiveElement(mask, esize) then Z[n, VL] else Zeros(VL);
constant bits(esize) identity = FPInfinity('0', esize);
bits(128) result = Zeros(128);

for e = 0 to elemperssegment-1
    bits(segbits) stmp;
    for s = 0 to segments-1
        if ActivePredicateElement(mask, s * elemperssegment + e, esize) then
            Elem[stmp, s, esize] = Elem[operand, s * elemperssegment + e, esize];
        else
            Elem[stmp, s, esize] = identity;
    Elem[result, e, esize] = FPReduce(ReduceOp\_FMIN, stmp, esize, FPCR);
V[d, 128] = result;
```

Internal version only: aarchmrs v2025-03_rel, pseudocode v2025-03_rel ; Build timestamp: 2025-03-21T17:41

Copyright © 2010-2025 Arm Limited or its affiliates. All rights reserved. This document is Non-Confidential.

FMINV

Floating-point minimum recursive reduction to scalar

Floating-point minimum horizontally over all lanes of a vector using a recursive pairwise reduction, and place the result in the SIMD&FP scalar destination register. Inactive elements in the source vector are treated as +Infinity.

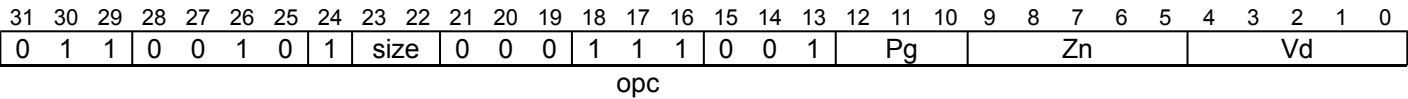
When FPCR.AH is 0, the behavior is as follows:

- Negative zero compares less than positive zero.
- When FPCR.DN is 0, if either value is a NaN, the result is a quiet NaN.
- When FPCR.DN is 1, if either value is a NaN, the result is Default NaN.

When FPCR.AH is 1, the behavior is as follows:

- If both values are zeros, regardless of the sign of either zero, the result is the second value.
- If either value is a NaN, regardless of the value of FPCR.DN, the result is the second value.

SVE
(FEAT_SVE || FEAT_SME)



Encoding

FMINV <V><d>, <Pg>, <Zn>.<T>

Decode for this encoding

```
if !IsFeatureImplemented(FEAT_SVE) && !IsFeatureImplemented(FEAT_SME) then
    EndOfDecode(Decode_UNDEF);
if size == '00' then EndOfDecode(Decode_UNDEF);
constant integer esize = 8 << UInt(size);
constant integer g = UInt(Pg);
constant integer n = UInt(Zn);
constant integer d = UInt(Vd);
```

Assembler Symbols

<V> Is a width specifier, encoded in “size”:

size	<V>
00	RESERVED
01	H
10	S
11	D

<d> Is the number [0-31] of the destination SIMD&FP register, encoded in the "Vd" field.

<Pg> Is the name of the governing scalable predicate register P0-P7, encoded in the "Pg" field.

<Zn> Is the name of the source scalable vector register, encoded in the "Zn" field.

<T> Is the size specifier, encoded in “size”:

size	<T>
00	RESERVED
01	H
10	S
11	D

Operation

```
CheckSVEEnabled();  
constant integer VL = CurrentVL;  
constant integer PL = VL DIV 8;  
constant bits(PL) mask = P[g, PL];  
constant bits(VL) operand = if AnyActiveElement(mask, esize) then Z[n, VL] else Zeros(VL);  
constant bits(esize) identity = FPInfinity('0', esize);  
  
V[d, esize] = FPReducePredicated(ReduceOp\_FMIN, operand, mask, identity, FPCR);
```

Internal version only: aarchmrs v2025-03_rel, pseudocode v2025-03_rel ; Build timestamp: 2025-03-21T17:41

Copyright © 2010-2025 Arm Limited or its affiliates. All rights reserved. This document is Non-Confidential.

FMLA (indexed)

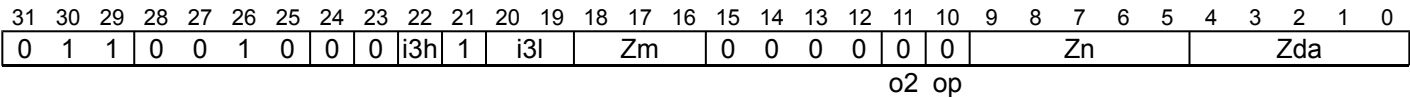
Floating-point fused multiply-add by indexed elements ($Zda = Zda + Z_n * Z_m[indexed]$)

Multiply all floating-point elements within each 128-bit segment of the first source vector by the specified element in the corresponding second source vector segment. The products are then destructively added without intermediate rounding to the corresponding elements of the addend and destination vector.

The elements within the second source vector are specified using an immediate index which selects the same element position within each 128-bit vector segment. The index range is from 0 to one less than the number of elements per 128-bit segment. This instruction is unpredicated.

It has encodings from 3 classes: [Half-precision](#) , [Single-precision](#) and [Double-precision](#)

Half-precision
(FEAT_SVE || FEAT_SME)



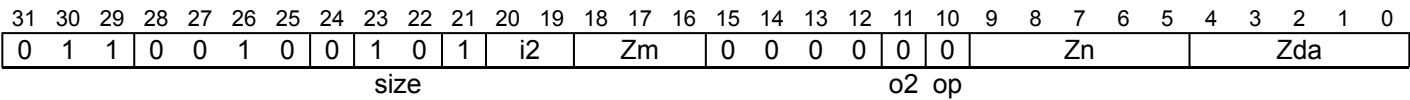
Encoding

FMLA <Zda>.H, <Zn>.H, <Zm>.H[<imm>]

Decode for this encoding

```
if !IsFeatureImplemented(FEAT_SVE) && !IsFeatureImplemented(FEAT_SME) then
    EndOfDecode(Decode_UNDEF);
constant integer esize = 16;
constant integer index = UInt(i3h:i3l);
constant integer n = UInt(Zn);
constant integer m = UInt(Zm);
constant integer da = UInt(Zda);
constant boolean op1_neg = FALSE;
constant boolean op3_neg = FALSE;
```

Single-precision
(FEAT_SVE || FEAT_SME)



Encoding

FMLA <Zda>.S, <Zn>.S, <Zm>.S[<imm>]

Decode for this encoding

```
if !IsFeatureImplemented(FEAT_SVE) && !IsFeatureImplemented(FEAT_SME) then
    EndOfDecode(Decode_UNDEF);
constant integer esize = 32;
constant integer index = UInt(i2);
constant integer n = UInt(Zn);
constant integer m = UInt(Zm);
constant integer da = UInt(Zda);
constant boolean op1_neg = FALSE;
constant boolean op3_neg = FALSE;
```

Double-precision

(FEAT_SVE || FEAT_SME)

31	30	29	28	27	26	25	24	23	22	21	20	19	18	17	16	15	14	13	12	11	10	9	8	7	6	5	4	3	2	1	0
0	1	1	0	0	1	0	0	1	1	1	i1	Zm			0	0	0	0	0	0	Zn			Zda							
size												o2 op																			

Encoding

FMLA <Zda>.D, <Zn>.D, <Zm>.D[<imm>]

Decode for this encoding

```
if !IsFeatureImplemented(FEAT_SVE) && !IsFeatureImplemented(FEAT_SME) then
    EndOfDecode(Decode_UNDEF);
constant integer esize = 64;
constant integer index = UInt(i1);
constant integer n = UInt(Zn);
constant integer m = UInt(Zm);
constant integer da = UInt(Zda);
constant boolean op1_neg = FALSE;
constant boolean op3_neg = FALSE;
```

Assembler Symbols

- <Zda> Is the name of the third source and destination scalable vector register, encoded in the "Zda" field.
- <Zn> Is the name of the first source scalable vector register, encoded in the "Zn" field.
- <Zm> For the "Half-precision" and "Single-precision" variants: is the name of the second source scalable vector register Z0-Z7, encoded in the "Zm" field.
- For the "Double-precision" variant: is the name of the second source scalable vector register Z0-Z15, encoded in the "Zm" field.
- <imm> For the "Half-precision" variant: is the immediate index, in the range 0 to 7, encoded in the "i3h:i3l" fields.
- For the "Single-precision" variant: is the immediate index, in the range 0 to 3, encoded in the "i2" field.
- For the "Double-precision" variant: is the immediate index, in the range 0 to 1, encoded in the "i1" field.

Operation

```
CheckSVEEnabled();
constant integer VL = CurrentVL;
constant integer elements = VL DIV esize;
constant integer eltsperssegment = 128 DIV esize;
constant bits(VL) op1 = Z[n, VL];
constant bits(VL) op2 = Z[m, VL];
bits(VL) result = Z[da, VL];

for e = 0 to elements-1
    constant integer segmentbase = e - (e MOD eltsperssegment);
    constant integer s = segmentbase + index;
    constant bits(esize) elem2 = Elem[op2, s, esize];
    constant bits(esize) elem1 = (if op1_neg then FPNeg(Elem[op1, e, esize], FPCR)
                                else Elem[op1, e, esize]);
    constant bits(esize) elem3 = (if op3_neg then FPNeg(Elem[result, e, esize], FPCR)
                                else Elem[result, e, esize]);
    Elem[result, e, esize] = FPMulAdd(elem3, elem1, elem2, FPCR);

Z[da, VL] = result;
```

Operational information

This instruction might be immediately preceded in program order by a MOVPRFX instruction. The MOVPRFX must conform to all of the following requirements, otherwise the behavior of the MOVPRFX and this instruction is CONSTRAINED UNPREDICTABLE:

- The MOVPRFX must be unpredicated.

- The `MOVPRFX` must specify the same destination register as this instruction.
- The destination register must not refer to architectural register state referenced by any other source operand register of this instruction.

Internal version only: aarchmrs v2025-03_rel, pseudocode v2025-03_rel ; Build timestamp: 2025-03-21T17:41

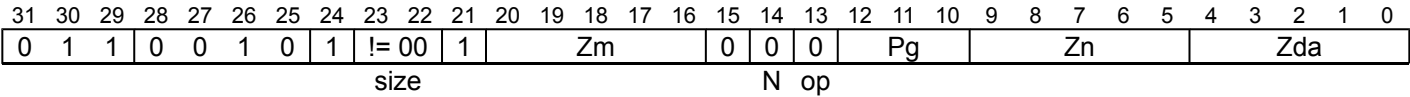
Copyright © 2010-2025 Arm Limited or its affiliates. All rights reserved. This document is Non-Confidential.

FMLA (vectors)

Floating-point fused multiply-add vectors (predicated), writing addend [Zda = Zda + Zn * Zm]

Multiply the corresponding active floating-point elements of the first and second source vectors and add to elements of the third source (addend) vector without intermediate rounding. Destructively place the results in the destination and third source (addend) vector. Inactive elements in the destination vector register remain unmodified.

SVE
(FEAT_SVE || FEAT_SME)



Encoding

FMLA <Zda>.<T>, <Pg>/M, <Zn>.<T>, <Zm>.<T>

Decode for this encoding

```
if !IsFeatureImplemented(FEAT_SVE) && !IsFeatureImplemented(FEAT_SME) then
    EndOfDecode(Decode_UNDEF);
constant integer esize = 8 << UInt(size);
constant integer g = UInt(Pg);
constant integer n = UInt(Zn);
constant integer m = UInt(Zm);
constant integer da = UInt(Zda);
constant boolean op1_neg = FALSE;
constant boolean op3_neg = FALSE;
```

Assembler Symbols

<Zda> Is the name of the third source and destination scalable vector register, encoded in the "Zda" field.

<T> Is the size specifier, encoded in "size":

Table with 2 columns: size, <T>. Rows: 01 H, 10 S, 11 D.

<Pg> Is the name of the governing scalable predicate register P0-P7, encoded in the "Pg" field.

<Zn> Is the name of the first source scalable vector register, encoded in the "Zn" field.

<Zm> Is the name of the second source scalable vector register, encoded in the "Zm" field.

Operation

```
CheckSVEEnabled();
constant integer VL = CurrentVL;
constant integer PL = VL DIV 8;
constant integer elements = VL DIV esize;
constant bits(PL) mask = P[g, PL];
constant bits(VL) op1 = if AnyActiveElement(mask, esize) then Z[n, VL] else Zeros(VL);
constant bits(VL) op2 = if AnyActiveElement(mask, esize) then Z[m, VL] else Zeros(VL);
constant bits(VL) op3 = Z[da, VL];
bits(VL) result;

for e = 0 to elements-1
    if ActivePredicateElement(mask, e, esize) then
        constant bits(esize) elem1 = (if op1_neg then FPNeg(Elem[op1, e, esize], FPCR)
                                     else Elem[op1, e, esize]);
        constant bits(esize) elem2 = Elem[op2, e, esize];
        constant bits(esize) elem3 = (if op3_neg then FPNeg(Elem[op3, e, esize], FPCR)
                                     else Elem[op3, e, esize]);

        Elem[result, e, esize] = FPMulAdd(elem3, elem1, elem2, FPCR);
    else
        Elem[result, e, esize] = Elem[op3, e, esize];

Z[da, VL] = result;
```

Operational information

This instruction might be immediately preceded in program order by a MOVPRFX instruction. The MOVPRFX must conform to all of the following requirements, otherwise the behavior of the MOVPRFX and this instruction is CONSTRAINED UNPREDICTABLE:

- The MOVPRFX can be predicated or unpredicated.
- A predicated MOVPRFX must use the same governing predicate register as this instruction.
- A predicated MOVPRFX must use the larger of the destination element size and first source element size in the preferred disassembly of this instruction.
- The MOVPRFX must specify the same destination register as this instruction.
- The destination register must not refer to architectural register state referenced by any other source operand register of this instruction.

Internal version only: aarchmrs v2025-03_rel, pseudocode v2025-03_rel ; Build timestamp: 2025-03-21T17:41

Copyright © 2010-2025 Arm Limited or its affiliates. All rights reserved. This document is Non-Confidential.

FMLALB (indexed, FP16 to FP32)

Half-precision multiply-add long to single-precision (bottom, indexed)

This half-precision multiply-add long instruction widens the even-numbered half-precision elements in the first source vector and the indexed element from the corresponding 128-bit segment in the second source vector to single-precision format and then destructively multiplies and adds these values without intermediate rounding to the single-precision elements of the destination vector that overlap with the corresponding half-precision elements in the first source vector. This instruction is unpredicated.

Single-precision

(FEAT_SVE2 || FEAT_SME)

31	30	29	28	27	26	25	24	23	22	21	20	19	18	17	16	15	14	13	12	11	10	9	8	7	6	5	4	3	2	1	0
0	1	1	0	0	1	0	0	1	0	1	i3h		Zm		0	1	0	0	i3l	0				Zn					Zda		
o2												op						T													

Encoding

FMLALB <Zda>.S, <Zn>.H, <Zm>.H[<imm>]

Decode for this encoding

```
if !IsFeatureImplemented(FEAT_SVE2) && !IsFeatureImplemented(FEAT_SME) then
    EndOfDecode(Decode_UNDEF);
constant integer esize = 32;
constant integer n = UInt(Zn);
constant integer m = UInt(Zm);
constant integer da = UInt(Zda);
constant integer index = UInt(i3h:i3l);
constant boolean op1_neg = FALSE;
```

Assembler Symbols

<Zda>	Is the name of the third source and destination scalable vector register, encoded in the "Zda" field.
<Zn>	Is the name of the first source scalable vector register, encoded in the "Zn" field.
<Zm>	Is the name of the second source scalable vector register Z0-Z7, encoded in the "Zm" field.
<imm>	Is the immediate index, in the range 0 to 7, encoded in the "i3h:i3l" fields.

Operation

```
CheckSVEEnabled();
constant integer VL = CurrentVL;
constant integer elements = VL DIV esize;
constant integer eltspersegment = 128 DIV esize;
constant bits(VL) op1 = Z[n, VL];
constant bits(VL) op2 = Z[m, VL];
constant bits(VL) op3 = Z[da, VL];
bits(VL) result;

for e = 0 to elements-1
    constant integer segmentbase = e - (e MOD eltspersegment);
    constant integer s = 2 * segmentbase + index;
    constant bits(esize DIV 2) elem1 = (if op1_neg then FPNeg(Elem[op1, 2*e + 0, esize DIV 2], FPCR)
                                         else Elem[op1, 2*e + 0, esize DIV 2]);
    constant bits(esize DIV 2) elem2 = Elem[op2, s, esize DIV 2];
    constant bits(esize) elem3 = Elem[op3, e, esize];
    Elem[result, e, esize] = FPMulAddH(elem3, elem1, elem2, FPCR);

Z[da, VL] = result;
```

Operational information

This instruction might be immediately preceded in program order by a `MOVPRFX` instruction. The `MOVPRFX` must conform to all of the following requirements, otherwise the behavior of the `MOVPRFX` and this instruction is `CONSTRAINED UNPREDICTABLE`:

- The `MOVPRFX` must be unpredicated.
- The `MOVPRFX` must specify the same destination register as this instruction.
- The destination register must not refer to architectural register state referenced by any other source operand register of this instruction.

Internal version only: aarchmrs v2025-03_rel, pseudocode v2025-03_rel ; Build timestamp: 2025-03-21T17:41

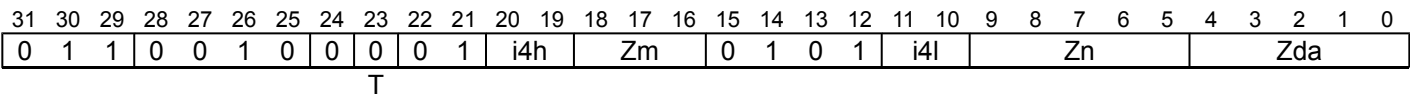
Copyright © 2010-2025 Arm Limited or its affiliates. All rights reserved. This document is Non-Confidential.

FMLALB (indexed, FP8 to FP16)

8-bit floating-point multiply-add long to half-precision (bottom, indexed)

This 8-bit floating-point multiply-add long instruction widens the even 8-bit elements in the first source vector and the indexed element from the corresponding 128-bit segment in the second source vector to half-precision format and multiplies the corresponding elements. The intermediate products are scaled by $2^{-\text{UInt}(\text{FPMR.LSCALE}[3:0])}$ before being destructively added without intermediate rounding to the half-precision elements of the destination vector that overlap with the corresponding 8-bit floating-point elements in the first source vector. The 8-bit floating-point encoding format for the elements of the first source vector and the second source vector is selected by FPMR.F8S1 and FPMR.F8S2 respectively. This instruction is unpredicated.

SVE2 ((FEAT_SVE2 && FEAT_FP8FMA) || FEAT_SSVE_FP8FMA)



Encoding

FMLALB <Zda>.H, <Zn>.B, <Zm>.B[<imm>]

Decode for this encoding

```
if !HaveSVE2FP8FMA() then EndOfDecode(Decode_UNDEF);
constant integer n = UInt(Zn);
constant integer m = UInt(Zm);
constant integer da = UInt(Zda);
constant integer index = UInt(i4h:i4l);
```

Assembler Symbols

- <Zda> Is the name of the third source and destination scalable vector register, encoded in the "Zda" field.
- <Zn> Is the name of the first source scalable vector register, encoded in the "Zn" field.
- <Zm> Is the name of the second source scalable vector register Z0-Z7, encoded in the "Zm" field.
- <imm> Is the immediate index, in the range 0 to 15, encoded in the "i4h:i4l" fields.

Operation

```
CheckFPMREnabled();
if IsFeatureImplemented(FEAT_SSVE_FP8FMA) && IsFeatureImplemented(FEAT_FP8FMA) then
    CheckSVEEnabled();
elsif IsFeatureImplemented(FEAT_FP8FMA) then
    CheckNonStreamingSVEEnabled();
else
    CheckStreamingSVEEnabled();
constant integer VL = CurrentVL;
constant integer elements = VL DIV 16;
constant integer eltspersegment = 128 DIV 16;
constant bits(VL) operand1 = Z[n, VL];
constant bits(VL) operand2 = Z[m, VL];
constant bits(VL) operand3 = Z[da, VL];
bits(VL) result;

for e = 0 to elements-1
    constant integer segmentbase = e - (e MOD eltspersegment);
    constant integer s = 2 * segmentbase + index;
    constant bits(8) element1 = Elem[operand1, 2 * e + 0, 8];
    constant bits(8) element2 = Elem[operand2, s, 8];
    constant bits(16) element3 = Elem[operand3, e, 16];
    Elem[result, e, 16] = FP8MulAddFP(element3, element1, element2, FPCR, FPMR);

Z[da, VL] = result;
```

Operational information

This instruction might be immediately preceded in program order by a MOVPRFX instruction. The MOVPRFX must conform to all of the following requirements, otherwise the behavior of the MOVPRFX and this instruction is CONSTRAINED UNPREDICTABLE:

- The MOVPRFX must be unpredicated.
- The MOVPRFX must specify the same destination register as this instruction.
- The destination register must not refer to architectural register state referenced by any other source operand register of this instruction.

Internal version only: aarchmrs v2025-03_rel, pseudocode v2025-03_rel ; Build timestamp: 2025-03-21T17:41

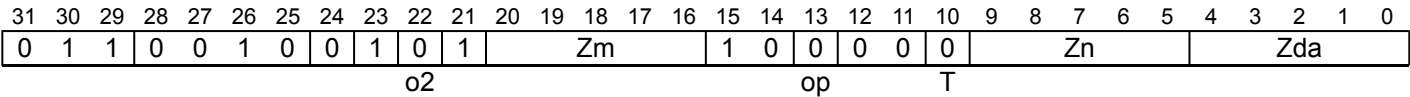
Copyright © 2010-2025 Arm Limited or its affiliates. All rights reserved. This document is Non-Confidential.

FMLALB (vectors, FP16 to FP32)

Half-precision multiply-add long to single-precision (bottom)

This half-precision multiply-add long instruction widens the even-numbered half-precision elements in the first source vector and the corresponding elements in the second source vector to single-precision format and then destructively multiplies and adds these values without intermediate rounding to the single-precision elements of the destination vector that overlap with the corresponding half-precision elements in the source vectors. This instruction is unpredicated.

SVE2 (FEAT_SVE2 || FEAT_SME)



Encoding

FMLALB <Zda>.S, <Zn>.H, <Zm>.H

Decode for this encoding

```
if !IsFeatureImplemented(FEAT_SVE2) && !IsFeatureImplemented(FEAT_SME) then
    EndOfDecode(Decode_UNDEF);
constant integer esize = 32;
constant integer n = UInt(Zn);
constant integer m = UInt(Zm);
constant integer da = UInt(Zda);
constant boolean op1_neg = FALSE;
```

Assembler Symbols

- <Zda> Is the name of the third source and destination scalable vector register, encoded in the "Zda" field.
- <Zn> Is the name of the first source scalable vector register, encoded in the "Zn" field.
- <Zm> Is the name of the second source scalable vector register, encoded in the "Zm" field.

Operation

```
CheckSVEEnabled();
constant integer VL = CurrentVL;
constant integer elements = VL DIV esize;
constant bits(VL) op1 = Z[n, VL];
constant bits(VL) op2 = Z[m, VL];
constant bits(VL) op3 = Z[da, VL];
bits(VL) result;

for e = 0 to elements-1
    constant bits(esize DIV 2) elem1 = (if op1_neg then FPNeg(Elem[op1, 2*e + 0, esize DIV 2], FPCR)
                                         else Elem[op1, 2*e + 0, esize DIV 2]);
    constant bits(esize DIV 2) elem2 = Elem[op2, 2*e + 0, esize DIV 2];
    constant bits(esize) elem3 = Elem[op3, e, esize];
    Elem[result, e, esize] = FPMulAddH(elem3, elem1, elem2, FPCR);

Z[da, VL] = result;
```

Operational information

This instruction might be immediately preceded in program order by a MOVPRFX instruction. The MOVPRFX must conform to all of the following requirements, otherwise the behavior of the MOVPRFX and this instruction is CONSTRAINED UNPREDICTABLE:

- The MOVPRFX must be unpredicated.

- The `MOVPRFX` must specify the same destination register as this instruction.
- The destination register must not refer to architectural register state referenced by any other source operand register of this instruction.

Internal version only: aarchmrs v2025-03_rel, pseudocode v2025-03_rel ; Build timestamp: 2025-03-21T17:41

Copyright © 2010-2025 Arm Limited or its affiliates. All rights reserved. This document is Non-Confidential.

FMLALB (vectors, FP8 to FP16)

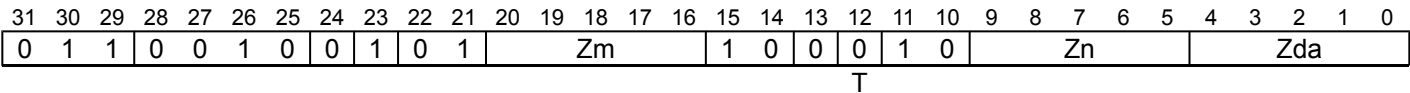
8-bit floating-point multiply-add long to half-precision (bottom)

This 8-bit floating-point multiply-add long instruction widens the even 8-bit elements in the first and second source vectors to half-precision format and multiplies the corresponding elements. The intermediate products are scaled by $2^{-\text{UInt}(\text{FPMR.LSCALE}[3:0])}$ before being destructively added without intermediate rounding to the half-precision elements of the destination vector that overlap with the corresponding 8-bit floating-point elements in the source vectors. The 8-bit floating-point encoding format for the elements of the first source vector and the second source vector is selected by FPMR.F8S1 and FPMR.F8S2 respectively.

This instruction is unpredicated.

SVE2

((FEAT_SVE2 && FEAT_FP8FMA) || FEAT_SSVE_FP8FMA)



Encoding

FMLALB <Zda>.H, <Zn>.B, <Zm>.B

Decode for this encoding

```
if !HaveSVE2FP8FMA() then EndOfDecode(Decode_UNDEF);
constant integer n = UInt(Zn);
constant integer m = UInt(Zm);
constant integer da = UInt(Zda);
```

Assembler Symbols

- <Zda> Is the name of the third source and destination scalable vector register, encoded in the "Zda" field.
- <Zn> Is the name of the first source scalable vector register, encoded in the "Zn" field.
- <Zm> Is the name of the second source scalable vector register, encoded in the "Zm" field.

Operation

```
CheckFPMREnabled();
if IsFeatureImplemented(FEAT_SSVE_FP8FMA) && IsFeatureImplemented(FEAT_FP8FMA) then
    CheckSVEEnabled();
elseif IsFeatureImplemented(FEAT_FP8FMA) then
    CheckNonStreamingSVEEnabled();
else
    CheckStreamingSVEEnabled();
constant integer VL = CurrentVL;
constant integer elements = VL DIV 16;
constant bits(VL) operand1 = Z[n, VL];
constant bits(VL) operand2 = Z[m, VL];
constant bits(VL) operand3 = Z[da, VL];
bits(VL) result;

for e = 0 to elements-1
    constant bits(8) element1 = Elem[operand1, 2 * e + 0, 8];
    constant bits(8) element2 = Elem[operand2, 2 * e + 0, 8];
    constant bits(16) element3 = Elem[operand3, e, 16];
    Elem[result, e, 16] = FP8MulAddFP(element3, element1, element2, FPCR, FPMR);

Z[da, VL] = result;
```

Operational information

This instruction might be immediately preceded in program order by a `MOVPRFX` instruction. The `MOVPRFX` must conform to all of the following requirements, otherwise the behavior of the `MOVPRFX` and this instruction is `CONSTRAINED UNPREDICTABLE`:

- The `MOVPRFX` must be unpredicated.
- The `MOVPRFX` must specify the same destination register as this instruction.
- The destination register must not refer to architectural register state referenced by any other source operand register of this instruction.

Internal version only: aarchmrs v2025-03_rel, pseudocode v2025-03_rel ; Build timestamp: 2025-03-21T17:41

Copyright © 2010-2025 Arm Limited or its affiliates. All rights reserved. This document is Non-Confidential.

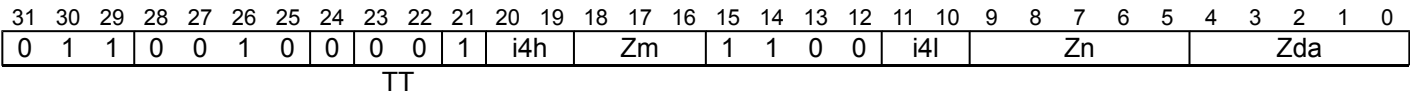
FMLALLBB (indexed)

8-bit floating-point multiply-add long long to single-precision (bottom bottom, indexed)

This 8-bit floating-point multiply-add long-long instruction widens the first 8-bit element of each 32-bit container in the first source vector and the indexed element from the corresponding 128-bit segment in the second source vector to single-precision format and multiplies the corresponding elements. The intermediate products are scaled by $2^{-\text{UInt}(\text{FPMR.LSCALE})}$ before being destructively added without intermediate rounding to the single-precision elements of the destination vector that overlap with the corresponding 8-bit floating-point elements in the first source vector. The 8-bit floating-point encoding format for the elements of the first source vector and the second source vector is selected by FPMR.F8S1 and FPMR.F8S2 respectively.

This instruction is unpredicated.

SVE2 ((FEAT_SVE2 && FEAT_FP8FMA) || FEAT_SSVE_FP8FMA)



Encoding

FMLALLBB <Zda>.S, <Zn>.B, <Zm>.B[<imm>]

Decode for this encoding

```
if !HaveSVE2FP8FMA() then EndOfDecode (Decode_UNDEF);
constant integer n = UInt(Zn);
constant integer m = UInt(Zm);
constant integer da = UInt(Zda);
constant integer index = UInt(i4h:i4l);
```

Assembler Symbols

- <Zda> Is the name of the third source and destination scalable vector register, encoded in the "Zda" field.
- <Zn> Is the name of the first source scalable vector register, encoded in the "Zn" field.
- <Zm> Is the name of the second source scalable vector register Z0-Z7, encoded in the "Zm" field.
- <imm> Is the immediate index, in the range 0 to 15, encoded in the "i4h:i4l" fields.

Operation

```
CheckFPMREnabled();
if IsFeatureImplemented(FEAT_SSVE_FP8FMA) && IsFeatureImplemented(FEAT_FP8FMA) then
    CheckSVEEnabled();
elsif IsFeatureImplemented(FEAT_FP8FMA) then
    CheckNonStreamingSVEEnabled();
else
    CheckStreamingSVEEnabled();
constant integer VL = CurrentVL;
constant integer elements = VL DIV 32;
constant integer eltspersegment = 128 DIV 32;
constant bits(VL) operand1 = Z[n, VL];
constant bits(VL) operand2 = Z[m, VL];
constant bits(VL) operand3 = Z[da, VL];
bits(VL) result;

for e = 0 to elements-1
    constant integer segmentbase = e - (e MOD eltspersegment);
    constant integer s = 4 * segmentbase + index;
    constant bits(8) element1 = Elem[operand1, 4 * e + 0, 8];
    constant bits(8) element2 = Elem[operand2, s, 8];
    constant bits(32) element3 = Elem[operand3, e, 32];
    Elem[result, e, 32] = FP8MulAddFP(element3, element1, element2, FPCR, FPMR);

Z[da, VL] = result;
```

Operational information

This instruction might be immediately preceded in program order by a MOVPRFX instruction. The MOVPRFX must conform to all of the following requirements, otherwise the behavior of the MOVPRFX and this instruction is CONSTRAINED UNPREDICTABLE:

- The MOVPRFX must be unpredicated.
- The MOVPRFX must specify the same destination register as this instruction.
- The destination register must not refer to architectural register state referenced by any other source operand register of this instruction.

Internal version only: aarchmrs v2025-03_rel, pseudocode v2025-03_rel ; Build timestamp: 2025-03-21T17:41

Copyright © 2010-2025 Arm Limited or its affiliates. All rights reserved. This document is Non-Confidential.

FMLALLBB (vectors)

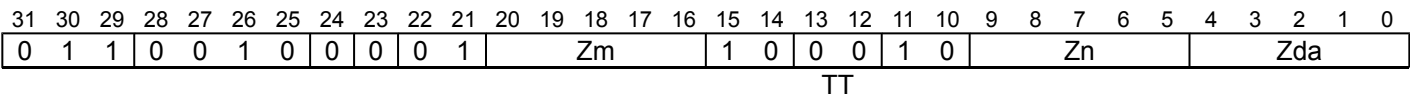
8-bit floating-point multiply-add long long to single-precision (bottom bottom)

This 8-bit floating-point multiply-add long-long instruction widens the first 8-bit element of each 32-bit container in the first and second source vectors to single-precision format and multiplies the corresponding elements. The intermediate products are scaled by $2^{-\text{UInt}(\text{FPMR.LSCALE})}$ before being destructively added without intermediate rounding to the single-precision elements of the destination vector that overlap with the corresponding 8-bit floating-point elements in the source vectors. The 8-bit floating-point encoding format for the elements of the first source vector and the second source vector is selected by FPMR.F8S1 and FPMR.F8S2 respectively.

This instruction is unpredicated.

SVE2

((FEAT_SVE2 && FEAT_FP8FMA) || FEAT_SSVE_FP8FMA)



Encoding

FMLALLBB <Zda>.S, <Zn>.B, <Zm>.B

Decode for this encoding

```
if !HaveSVE2FP8FMA() then EndOfDecode(Decode_UNDEF);
constant integer n = UInt(Zn);
constant integer m = UInt(Zm);
constant integer da = UInt(Zda);
```

Assembler Symbols

- <Zda> Is the name of the third source and destination scalable vector register, encoded in the "Zda" field.
- <Zn> Is the name of the first source scalable vector register, encoded in the "Zn" field.
- <Zm> Is the name of the second source scalable vector register, encoded in the "Zm" field.

Operation

```
CheckFPMREnabled();
if IsFeatureImplemented(FEAT_SSVE_FP8FMA) && IsFeatureImplemented(FEAT_FP8FMA) then
    CheckSVEEnabled();
elseif IsFeatureImplemented(FEAT_FP8FMA) then
    CheckNonStreamingSVEEnabled();
else
    CheckStreamingSVEEnabled();
constant integer VL = CurrentVL;
constant integer elements = VL DIV 32;
constant bits(VL) operand1 = Z[n, VL];
constant bits(VL) operand2 = Z[m, VL];
constant bits(VL) operand3 = Z[da, VL];
bits(VL) result;

for e = 0 to elements-1
    constant bits(8) element1 = Elem[operand1, 4 * e + 0, 8];
    constant bits(8) element2 = Elem[operand2, 4 * e + 0, 8];
    constant bits(32) element3 = Elem[operand3, e, 32];
    Elem[result, e, 32] = FP8MulAddFP(element3, element1, element2, FPCR, FPMR);

Z[da, VL] = result;
```

Operational information

This instruction might be immediately preceded in program order by a `MOVPRFX` instruction. The `MOVPRFX` must conform to all of the following requirements, otherwise the behavior of the `MOVPRFX` and this instruction is **CONSTRAINED UNPREDICTABLE**:

- The `MOVPRFX` must be unpredicated.
- The `MOVPRFX` must specify the same destination register as this instruction.
- The destination register must not refer to architectural register state referenced by any other source operand register of this instruction.

Internal version only: aarchmrs v2025-03_rel, pseudocode v2025-03_rel ; Build timestamp: 2025-03-21T17:41

Copyright © 2010-2025 Arm Limited or its affiliates. All rights reserved. This document is Non-Confidential.

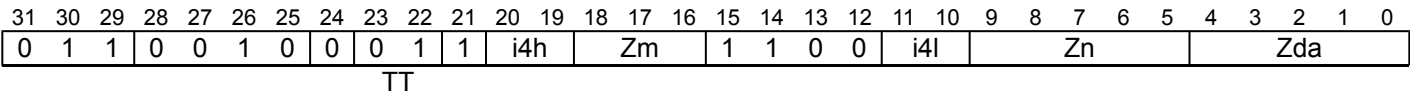
FMLALLBT (indexed)

8-bit floating-point multiply-add long long to single-precision (bottom top, indexed)

This 8-bit floating-point multiply-add long-long instruction widens the second 8-bit element of each 32-bit container in the first source vector and the indexed element from the corresponding 128-bit segment in the second source vector to single-precision format and multiplies the corresponding elements. The intermediate products are scaled by $2^{-\text{UInt}(\text{FPMR.LSCALE})}$ before being destructively added without intermediate rounding to the single-precision elements of the destination vector that overlap with the corresponding 8-bit floating-point elements in the first source vector. The 8-bit floating-point encoding format for the elements of the first source vector and the second source vector is selected by FPMR.F8S1 and FPMR.F8S2 respectively.

This instruction is unpredicated.

SVE2
((FEAT_SVE2 && FEAT_FP8FMA) || FEAT_SSVE_FP8FMA)



Encoding

FMLALLBT <Zda>.S, <Zn>.B, <Zm>.B[<imm>]

Decode for this encoding

```
if !HaveSVE2FP8FMA() then EndOfDecode (Decode_UNDEF);
constant integer n = UInt(Zn);
constant integer m = UInt(Zm);
constant integer da = UInt(Zda);
constant integer index = UInt(i4h:i4l);
```

Assembler Symbols

- <Zda> Is the name of the third source and destination scalable vector register, encoded in the "Zda" field.
- <Zn> Is the name of the first source scalable vector register, encoded in the "Zn" field.
- <Zm> Is the name of the second source scalable vector register Z0-Z7, encoded in the "Zm" field.
- <imm> Is the immediate index, in the range 0 to 15, encoded in the "i4h:i4l" fields.

Operation

```
CheckFPMREnabled();
if IsFeatureImplemented(FEAT_SSVE_FP8FMA) && IsFeatureImplemented(FEAT_FP8FMA) then
    CheckSVEEnabled();
elsif IsFeatureImplemented(FEAT_FP8FMA) then
    CheckNonStreamingSVEEnabled();
else
    CheckStreamingSVEEnabled();
constant integer VL = CurrentVL;
constant integer elements = VL DIV 32;
constant integer eltspersegment = 128 DIV 32;
constant bits(VL) operand1 = Z[n, VL];
constant bits(VL) operand2 = Z[m, VL];
constant bits(VL) operand3 = Z[da, VL];
bits(VL) result;

for e = 0 to elements-1
    constant integer segmentbase = e - (e MOD eltspersegment);
    constant integer s = 4 * segmentbase + index;
    constant bits(8) element1 = Elem[operand1, 4 * e + 1, 8];
    constant bits(8) element2 = Elem[operand2, s, 8];
    constant bits(32) element3 = Elem[operand3, e, 32];
    Elem[result, e, 32] = FP8MulAddFP(element3, element1, element2, FPCR, FPMR);

Z[da, VL] = result;
```

Operational information

This instruction might be immediately preceded in program order by a MOVPRFX instruction. The MOVPRFX must conform to all of the following requirements, otherwise the behavior of the MOVPRFX and this instruction is CONSTRAINED UNPREDICTABLE:

- The MOVPRFX must be unpredicated.
- The MOVPRFX must specify the same destination register as this instruction.
- The destination register must not refer to architectural register state referenced by any other source operand register of this instruction.

Internal version only: aarchmrs v2025-03_rel, pseudocode v2025-03_rel ; Build timestamp: 2025-03-21T17:41

Copyright © 2010-2025 Arm Limited or its affiliates. All rights reserved. This document is Non-Confidential.

FMLALLBT (vectors)

8-bit floating-point multiply-add long long to single-precision (bottom top)

This 8-bit floating-point multiply-add long-long instruction widens the second 8-bit element of each 32-bit container in the first and second source vectors to single-precision format and multiplies the corresponding elements. The intermediate products are scaled by $2^{-\text{UInt}(\text{FPMR.LSCALE})}$ before being destructively added without intermediate rounding to the single-precision elements of the destination vector that overlap with the corresponding 8-bit floating-point elements in the source vectors. The 8-bit floating-point encoding format for the elements of the first source vector and the second source vector is selected by FPMR.F8S1 and FPMR.F8S2 respectively.

This instruction is unpredicated.

SVE2

((FEAT_SVE2 && FEAT_FP8FMA) || FEAT_SSVE_FP8FMA)

31	30	29	28	27	26	25	24	23	22	21	20	19	18	17	16	15	14	13	12	11	10	9	8	7	6	5	4	3	2	1	0
0	1	1	0	0	1	0	0	0	0	1	Zm				1	0	0	1	1	0	Zn				Zda						
TT																															

Encoding

FMLALLBT <Zda>.S, <Zn>.B, <Zm>.B

Decode for this encoding

```
if !HaveSVE2FP8FMA() then EndOfDecode(Decode_UNDEF);
constant integer n = UInt(Zn);
constant integer m = UInt(Zm);
constant integer da = UInt(Zda);
```

Assembler Symbols

- <Zda> Is the name of the third source and destination scalable vector register, encoded in the "Zda" field.
- <Zn> Is the name of the first source scalable vector register, encoded in the "Zn" field.
- <Zm> Is the name of the second source scalable vector register, encoded in the "Zm" field.

Operation

```
CheckFPMREnabled();
if IsFeatureImplemented(FEAT_SSVE_FP8FMA) && IsFeatureImplemented(FEAT_FP8FMA) then
    CheckSVEEnabled();
elseif IsFeatureImplemented(FEAT_FP8FMA) then
    CheckNonStreamingSVEEnabled();
else
    CheckStreamingSVEEnabled();
constant integer VL = CurrentVL;
constant integer elements = VL DIV 32;
constant bits(VL) operand1 = Z[n, VL];
constant bits(VL) operand2 = Z[m, VL];
constant bits(VL) operand3 = Z[da, VL];
bits(VL) result;

for e = 0 to elements-1
    constant bits(8) element1 = Elem[operand1, 4 * e + 1, 8];
    constant bits(8) element2 = Elem[operand2, 4 * e + 1, 8];
    constant bits(32) element3 = Elem[operand3, e, 32];
    Elem[result, e, 32] = FP8MulAddFP(element3, element1, element2, FPCR, FPMR);

Z[da, VL] = result;
```

Operational information

This instruction might be immediately preceded in program order by a `MOVPRFX` instruction. The `MOVPRFX` must conform to all of the following requirements, otherwise the behavior of the `MOVPRFX` and this instruction is **CONSTRAINED UNPREDICTABLE**:

- The `MOVPRFX` must be unpredicated.
- The `MOVPRFX` must specify the same destination register as this instruction.
- The destination register must not refer to architectural register state referenced by any other source operand register of this instruction.

Internal version only: aarchmrs v2025-03_rel, pseudocode v2025-03_rel ; Build timestamp: 2025-03-21T17:41

Copyright © 2010-2025 Arm Limited or its affiliates. All rights reserved. This document is Non-Confidential.

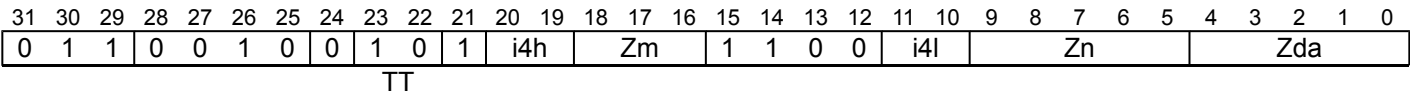
FMLALLTB (indexed)

8-bit floating-point multiply-add long long to single-precision (top bottom, indexed)

This 8-bit floating-point multiply-add long-long instruction widens the third 8-bit element of each 32-bit container in the first source vector and the indexed element from the corresponding 128-bit segment in the second source vector to single-precision format and multiplies the corresponding elements. The intermediate products are scaled by $2^{-\text{UInt}(\text{FPMR.LSCALE})}$ before being destructively added without intermediate rounding to the single-precision elements of the destination vector that overlap with the corresponding 8-bit floating-point elements in the first source vector. The 8-bit floating-point encoding format for the elements of the first source vector and the second source vector is selected by FPMR.F8S1 and FPMR.F8S2 respectively.

This instruction is unpredicated.

SVE2
((FEAT_SVE2 && FEAT_FP8FMA) || FEAT_SSVE_FP8FMA)



Encoding

FMLALLTB <Zda>.S, <Zn>.B, <Zm>.B[<imm>]

Decode for this encoding

```
if !HaveSVE2FP8FMA() then EndOfDecode (Decode_UNDEF);
constant integer n = UInt(Zn);
constant integer m = UInt(Zm);
constant integer da = UInt(Zda);
constant integer index = UInt(i4h:i4l);
```

Assembler Symbols

- <Zda> Is the name of the third source and destination scalable vector register, encoded in the "Zda" field.
- <Zn> Is the name of the first source scalable vector register, encoded in the "Zn" field.
- <Zm> Is the name of the second source scalable vector register Z0-Z7, encoded in the "Zm" field.
- <imm> Is the immediate index, in the range 0 to 15, encoded in the "i4h:i4l" fields.

Operation

```
CheckFPMREnabled();
if IsFeatureImplemented(FEAT_SSVE_FP8FMA) && IsFeatureImplemented(FEAT_FP8FMA) then
    CheckSVEEnabled();
elsif IsFeatureImplemented(FEAT_FP8FMA) then
    CheckNonStreamingSVEEnabled();
else
    CheckStreamingSVEEnabled();
constant integer VL = CurrentVL;
constant integer elements = VL DIV 32;
constant integer eltspersegment = 128 DIV 32;
constant bits(VL) operand1 = Z[n, VL];
constant bits(VL) operand2 = Z[m, VL];
constant bits(VL) operand3 = Z[da, VL];
bits(VL) result;

for e = 0 to elements-1
    constant integer segmentbase = e - (e MOD eltspersegment);
    constant integer s = 4 * segmentbase + index;
    constant bits(8) element1 = Elem[operand1, 4 * e + 2, 8];
    constant bits(8) element2 = Elem[operand2, s, 8];
    constant bits(32) element3 = Elem[operand3, e, 32];
    Elem[result, e, 32] = FP8MulAddFP(element3, element1, element2, FPCR, FPMR);

Z[da, VL] = result;
```

Operational information

This instruction might be immediately preceded in program order by a MOVPRFX instruction. The MOVPRFX must conform to all of the following requirements, otherwise the behavior of the MOVPRFX and this instruction is CONSTRAINED UNPREDICTABLE:

- The MOVPRFX must be unpredicated.
- The MOVPRFX must specify the same destination register as this instruction.
- The destination register must not refer to architectural register state referenced by any other source operand register of this instruction.

Internal version only: aarchmrs v2025-03_rel, pseudocode v2025-03_rel ; Build timestamp: 2025-03-21T17:41

Copyright © 2010-2025 Arm Limited or its affiliates. All rights reserved. This document is Non-Confidential.

FMLALLTB (vectors)

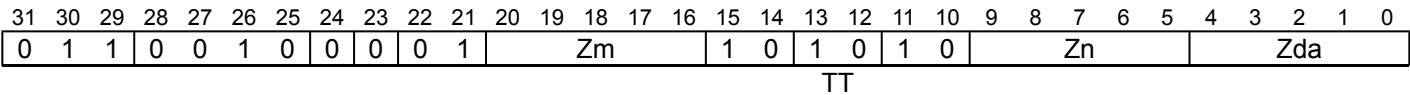
8-bit floating-point multiply-add long long to single-precision (top bottom)

This 8-bit floating-point multiply-add long-long instruction widens the third 8-bit element of each 32-bit container in the first and second source vectors to single-precision format and multiplies the corresponding elements. The intermediate products are scaled by $2^{-\text{UInt}(\text{FPMR.LSCALE})}$ before being destructively added without intermediate rounding to the single-precision elements of the destination vector that overlap with the corresponding 8-bit floating-point elements in the source vectors. The 8-bit floating-point encoding format for the elements of the first source vector and the second source vector is selected by FPMR.F8S1 and FPMR.F8S2 respectively.

This instruction is unpredicated.

SVE2

((FEAT_SVE2 && FEAT_FP8FMA) || FEAT_SSVE_FP8FMA)



Encoding

FMLALLTB <Zda>.S, <Zn>.B, <Zm>.B

Decode for this encoding

```
if !HaveSVE2FP8FMA() then EndOfDecode(Decode_UNDEF);
constant integer n = UInt(Zn);
constant integer m = UInt(Zm);
constant integer da = UInt(Zda);
```

Assembler Symbols

- <Zda> Is the name of the third source and destination scalable vector register, encoded in the "Zda" field.
- <Zn> Is the name of the first source scalable vector register, encoded in the "Zn" field.
- <Zm> Is the name of the second source scalable vector register, encoded in the "Zm" field.

Operation

```
CheckFPMREnabled();
if IsFeatureImplemented(FEAT_SSVE_FP8FMA) && IsFeatureImplemented(FEAT_FP8FMA) then
    CheckSVEEnabled();
elseif IsFeatureImplemented(FEAT_FP8FMA) then
    CheckNonStreamingSVEEnabled();
else
    CheckStreamingSVEEnabled();
constant integer VL = CurrentVL;
constant integer elements = VL DIV 32;
constant bits(VL) operand1 = Z[n, VL];
constant bits(VL) operand2 = Z[m, VL];
constant bits(VL) operand3 = Z[da, VL];
bits(VL) result;

for e = 0 to elements-1
    constant bits(8) element1 = Elem[operand1, 4 * e + 2, 8];
    constant bits(8) element2 = Elem[operand2, 4 * e + 2, 8];
    constant bits(32) element3 = Elem[operand3, e, 32];
    Elem[result, e, 32] = FP8MulAddFP(element3, element1, element2, FPCR, FPMR);

Z[da, VL] = result;
```

Operational information

This instruction might be immediately preceded in program order by a `MOVPRFX` instruction. The `MOVPRFX` must conform to all of the following requirements, otherwise the behavior of the `MOVPRFX` and this instruction is **CONSTRAINED UNPREDICTABLE**:

- The `MOVPRFX` must be unpredicated.
- The `MOVPRFX` must specify the same destination register as this instruction.
- The destination register must not refer to architectural register state referenced by any other source operand register of this instruction.

Internal version only: aarchmrs v2025-03_rel, pseudocode v2025-03_rel ; Build timestamp: 2025-03-21T17:41

Copyright © 2010-2025 Arm Limited or its affiliates. All rights reserved. This document is Non-Confidential.

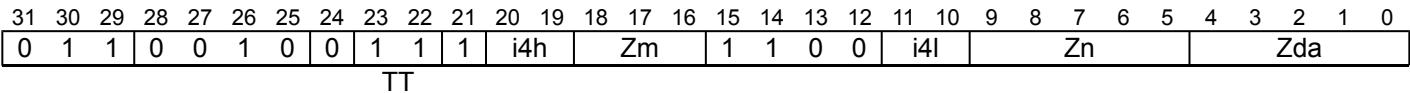
FMLALLTT (indexed)

8-bit floating-point multiply-add long long to single-precision (top top, indexed)

This 8-bit floating-point multiply-add long-long instruction widens the fourth 8-bit element of each 32-bit container in the first source vector and the indexed element from the corresponding 128-bit segment in the second source vector to single-precision format and multiplies the corresponding elements. The intermediate products are scaled by $2^{-\text{UInt}(\text{FPMR.LSCALE})}$ before being destructively added without intermediate rounding to the single-precision elements of the destination vector that overlap with the corresponding 8-bit floating-point elements in the first source vector. The 8-bit floating-point encoding format for the elements of the first source vector and the second source vector is selected by FPMR.F8S1 and FPMR.F8S2 respectively.

This instruction is unpredicated.

SVE2
((FEAT_SVE2 && FEAT_FP8FMA) || FEAT_SSVE_FP8FMA)



Encoding

FMLALLTT <Zda>.S, <Zn>.B, <Zm>.B[<imm>]

Decode for this encoding

```
if !HaveSVE2FP8FMA() then EndOfDecode (Decode_UNDEF);
constant integer n = UInt(Zn);
constant integer m = UInt(Zm);
constant integer da = UInt(Zda);
constant integer index = UInt(i4h:i4l);
```

Assembler Symbols

- <Zda> Is the name of the third source and destination scalable vector register, encoded in the "Zda" field.
- <Zn> Is the name of the first source scalable vector register, encoded in the "Zn" field.
- <Zm> Is the name of the second source scalable vector register Z0-Z7, encoded in the "Zm" field.
- <imm> Is the immediate index, in the range 0 to 15, encoded in the "i4h:i4l" fields.

Operation

```
CheckFPMREnabled();
if IsFeatureImplemented(FEAT_SSVE_FP8FMA) && IsFeatureImplemented(FEAT_FP8FMA) then
    CheckSVEEnabled();
elsif IsFeatureImplemented(FEAT_FP8FMA) then
    CheckNonStreamingSVEEnabled();
else
    CheckStreamingSVEEnabled();
constant integer VL = CurrentVL;
constant integer elements = VL DIV 32;
constant integer eltspersegment = 128 DIV 32;
constant bits(VL) operand1 = Z[n, VL];
constant bits(VL) operand2 = Z[m, VL];
constant bits(VL) operand3 = Z[da, VL];
bits(VL) result;

for e = 0 to elements-1
    constant integer segmentbase = e - (e MOD eltspersegment);
    constant integer s = 4 * segmentbase + index;
    constant bits(8) element1 = Elem[operand1, 4 * e + 3, 8];
    constant bits(8) element2 = Elem[operand2, s, 8];
    constant bits(32) element3 = Elem[operand3, e, 32];
    Elem[result, e, 32] = FP8MulAddFP(element3, element1, element2, FPCR, FPMR);

Z[da, VL] = result;
```

Operational information

This instruction might be immediately preceded in program order by a MOVPRFX instruction. The MOVPRFX must conform to all of the following requirements, otherwise the behavior of the MOVPRFX and this instruction is CONSTRAINED UNPREDICTABLE:

- The MOVPRFX must be unpredicated.
- The MOVPRFX must specify the same destination register as this instruction.
- The destination register must not refer to architectural register state referenced by any other source operand register of this instruction.

Internal version only: aarchmrs v2025-03_rel, pseudocode v2025-03_rel ; Build timestamp: 2025-03-21T17:41

Copyright © 2010-2025 Arm Limited or its affiliates. All rights reserved. This document is Non-Confidential.

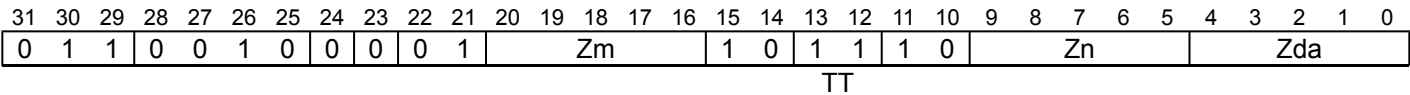
FMLALLTT (vectors)

8-bit floating-point multiply-add long long to single-precision (top top)

This 8-bit floating-point multiply-add long-long instruction widens the fourth 8-bit element of each 32-bit container in the first and second source vectors to single-precision format and multiplies the corresponding elements. The intermediate products are scaled by $2^{-\text{UInt}(\text{FPMR.LSCALE})}$ before being destructively added without intermediate rounding to the single-precision elements of the destination vector that overlap with the corresponding 8-bit floating-point elements in the source vectors. The 8-bit floating-point encoding format for the elements of the first source vector and the second source vector is selected by FPMR.F8S1 and FPMR.F8S2 respectively.

This instruction is unpredicated.

SVE2
((FEAT_SVE2 && FEAT_FP8FMA) || FEAT_SSVE_FP8FMA)



Encoding

FMLALLTT <Zda>.S, <Zn>.B, <Zm>.B

Decode for this encoding

```
if !HaveSVE2FP8FMA() then EndOfDecode(Decode_UNDEF);
constant integer n = UInt(Zn);
constant integer m = UInt(Zm);
constant integer da = UInt(Zda);
```

Assembler Symbols

- <Zda> Is the name of the third source and destination scalable vector register, encoded in the "Zda" field.
- <Zn> Is the name of the first source scalable vector register, encoded in the "Zn" field.
- <Zm> Is the name of the second source scalable vector register, encoded in the "Zm" field.

Operation

```
CheckFPMREnabled();
if IsFeatureImplemented(FEAT_SSVE_FP8FMA) && IsFeatureImplemented(FEAT_FP8FMA) then
    CheckSVEEnabled();
elseif IsFeatureImplemented(FEAT_FP8FMA) then
    CheckNonStreamingSVEEnabled();
else
    CheckStreamingSVEEnabled();
constant integer VL = CurrentVL;
constant integer elements = VL DIV 32;
constant bits(VL) operand1 = Z[n, VL];
constant bits(VL) operand2 = Z[m, VL];
constant bits(VL) operand3 = Z[da, VL];
bits(VL) result;

for e = 0 to elements-1
    constant bits(8) element1 = Elem[operand1, 4 * e + 3, 8];
    constant bits(8) element2 = Elem[operand2, 4 * e + 3, 8];
    constant bits(32) element3 = Elem[operand3, e, 32];
    Elem[result, e, 32] = FP8MulAddFP(element3, element1, element2, FPCR, FPMR);

Z[da, VL] = result;
```

Operational information

This instruction might be immediately preceded in program order by a `MOVPRFX` instruction. The `MOVPRFX` must conform to all of the following requirements, otherwise the behavior of the `MOVPRFX` and this instruction is **CONSTRAINED UNPREDICTABLE**:

- The `MOVPRFX` must be unpredicated.
- The `MOVPRFX` must specify the same destination register as this instruction.
- The destination register must not refer to architectural register state referenced by any other source operand register of this instruction.

Internal version only: aarchmrs v2025-03_rel, pseudocode v2025-03_rel ; Build timestamp: 2025-03-21T17:41

Copyright © 2010-2025 Arm Limited or its affiliates. All rights reserved. This document is Non-Confidential.

FMLALT (indexed, FP16 to FP32)

Half-precision multiply-add long to single-precision (top, indexed)

This half-precision multiply-add long instruction widens the odd-numbered half-precision elements in the first source vector and the indexed element from the corresponding 128-bit segment in the second source vector to single-precision format and then destructively multiplies and adds these values without intermediate rounding to the single-precision elements of the destination vector that overlap with the corresponding half-precision elements in the first source vector. This instruction is unpredicated.

Single-precision

(FEAT_SVE2 || FEAT_SME)

31	30	29	28	27	26	25	24	23	22	21	20	19	18	17	16	15	14	13	12	11	10	9	8	7	6	5	4	3	2	1	0
0	1	1	0	0	1	0	0	1	0	1	i3h		Zm			0	1	0	0	i3l	1									Zda	
o2												op						T													

Encoding

FMLALT <Zda>.S, <Zn>.H, <Zm>.H[<imm>]

Decode for this encoding

```
if !IsFeatureImplemented(FEAT_SVE2) && !IsFeatureImplemented(FEAT_SME) then
    EndOfDecode(Decode_UNDEF);
constant integer esize = 32;
constant integer n = UInt(Zn);
constant integer m = UInt(Zm);
constant integer da = UInt(Zda);
constant integer index = UInt(i3h:i3l);
constant boolean op1_neg = FALSE;
```

Assembler Symbols

<Zda>	Is the name of the third source and destination scalable vector register, encoded in the "Zda" field.
<Zn>	Is the name of the first source scalable vector register, encoded in the "Zn" field.
<Zm>	Is the name of the second source scalable vector register Z0-Z7, encoded in the "Zm" field.
<imm>	Is the immediate index, in the range 0 to 7, encoded in the "i3h:i3l" fields.

Operation

```
CheckSVEEnabled();
constant integer VL = CurrentVL;
constant integer elements = VL DIV esize;
constant integer eltsperssegment = 128 DIV esize;
constant bits(VL) op1 = Z[n, VL];
constant bits(VL) op2 = Z[m, VL];
constant bits(VL) op3 = Z[da, VL];
bits(VL) result;

for e = 0 to elements-1
    constant integer segmentbase = e - (e MOD eltsperssegment);
    constant integer s = 2 * segmentbase + index;
    constant bits(esize DIV 2) elem1 = (if op1_neg then FPNeg(Elem[op1, 2*e + 1, esize DIV 2], FPCR)
                                         else Elem[op1, 2*e + 1, esize DIV 2]);
    constant bits(esize DIV 2) elem2 = Elem[op2, s, esize DIV 2];
    constant bits(esize) elem3 = Elem[op3, e, esize];
    Elem[result, e, esize] = FPMulAddH(elem3, elem1, elem2, FPCR);

Z[da, VL] = result;
```

Operational information

This instruction might be immediately preceded in program order by a `MOVPRFX` instruction. The `MOVPRFX` must conform to all of the following requirements, otherwise the behavior of the `MOVPRFX` and this instruction is **CONSTRAINED UNPREDICTABLE**:

- The `MOVPRFX` must be unpredicated.
- The `MOVPRFX` must specify the same destination register as this instruction.
- The destination register must not refer to architectural register state referenced by any other source operand register of this instruction.

Internal version only: aarchmrs v2025-03_rel, pseudocode v2025-03_rel ; Build timestamp: 2025-03-21T17:41

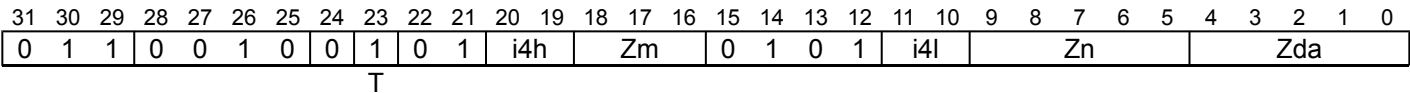
Copyright © 2010-2025 Arm Limited or its affiliates. All rights reserved. This document is Non-Confidential.

FMLALT (indexed, FP8 to FP16)

8-bit floating-point multiply-add long to half-precision (top, indexed)

This 8-bit floating-point multiply-add long instruction widens the odd 8-bit elements in the first source vector and the indexed element from the corresponding 128-bit segment in the second source vector to half-precision format and multiplies the corresponding elements. The intermediate products are scaled by $2^{-\text{UInt}(\text{FPMR.LSCALE}[3:0])}$ before being destructively added without intermediate rounding to the half-precision elements of the destination vector that overlap with the corresponding 8-bit floating-point elements in the first source vector. The 8-bit floating-point encoding format for the elements of the first source vector and the second source vector is selected by FPMR.F8S1 and FPMR.F8S2 respectively. This instruction is unpredicated.

SVE2
((FEAT_SVE2 && FEAT_FP8FMA) || FEAT_SSVE_FP8FMA)



Encoding

FMLALT <Zda>.H, <Zn>.B, <Zm>.B[<imm>]

Decode for this encoding

```
if !HaveSVE2FP8FMA() then EndOfDecode(Decode_UNDEF);
constant integer n = UInt(Zn);
constant integer m = UInt(Zm);
constant integer da = UInt(Zda);
constant integer index = UInt(i4h:i4l);
```

Assembler Symbols

- <Zda> Is the name of the third source and destination scalable vector register, encoded in the "Zda" field.
- <Zn> Is the name of the first source scalable vector register, encoded in the "Zn" field.
- <Zm> Is the name of the second source scalable vector register Z0-Z7, encoded in the "Zm" field.
- <imm> Is the immediate index, in the range 0 to 15, encoded in the "i4h:i4l" fields.

Operation

```
CheckFPMREnabled();
if IsFeatureImplemented(FEAT_SSVE_FP8FMA) && IsFeatureImplemented(FEAT_FP8FMA) then
    CheckSVEEnabled();
elseif IsFeatureImplemented(FEAT_FP8FMA) then
    CheckNonStreamingSVEEnabled();
else
    CheckStreamingSVEEnabled();
constant integer VL = CurrentVL;
constant integer elements = VL DIV 16;
constant integer eltspersegment = 128 DIV 16;
constant bits(VL) operand1 = Z[n, VL];
constant bits(VL) operand2 = Z[m, VL];
constant bits(VL) operand3 = Z[da, VL];
bits(VL) result;

for e = 0 to elements-1
    constant integer segmentbase = e - (e MOD eltspersegment);
    constant integer s = 2 * segmentbase + index;
    constant bits(8) element1 = Elem[operand1, 2 * e + 1, 8];
    constant bits(8) element2 = Elem[operand2, s, 8];
    constant bits(16) element3 = Elem[operand3, e, 16];
    Elem[result, e, 16] = FP8MulAddFP(element3, element1, element2, FPCR, FPMR);

Z[da, VL] = result;
```

Operational information

This instruction might be immediately preceded in program order by a MOVPRFX instruction. The MOVPRFX must conform to all of the following requirements, otherwise the behavior of the MOVPRFX and this instruction is CONSTRAINED UNPREDICTABLE:

- The MOVPRFX must be unpredicated.
- The MOVPRFX must specify the same destination register as this instruction.
- The destination register must not refer to architectural register state referenced by any other source operand register of this instruction.

Internal version only: aarchmrs v2025-03_rel, pseudocode v2025-03_rel ; Build timestamp: 2025-03-21T17:41

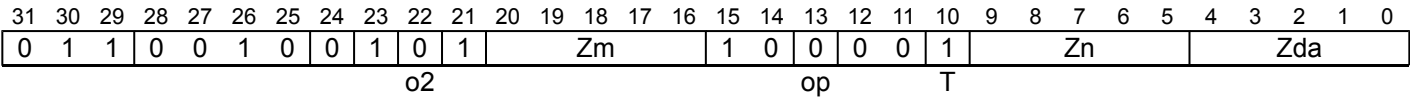
Copyright © 2010-2025 Arm Limited or its affiliates. All rights reserved. This document is Non-Confidential.

FMLALT (vectors, FP16 to FP32)

Half-precision multiply-add long to single-precision (top)

This half-precision multiply-add long instruction widens the odd-numbered half-precision elements in the first source vector and the corresponding elements in the second source vector to single-precision format and then destructively multiplies and adds these values without intermediate rounding to the single-precision elements of the destination vector that overlap with the corresponding half-precision elements in the source vectors. This instruction is unpredicated.

SVE2 (FEAT_SVE2 || FEAT_SME)



Encoding

FMLALT <Zda>.S, <Zn>.H, <Zm>.H

Decode for this encoding

```
if !IsFeatureImplemented(FEAT_SVE2) && !IsFeatureImplemented(FEAT_SME) then
    EndOfDecode(Decode_UNDEF);
constant integer esize = 32;
constant integer n = UInt(Zn);
constant integer m = UInt(Zm);
constant integer da = UInt(Zda);
constant boolean op1_neg = FALSE;
```

Assembler Symbols

- <Zda> Is the name of the third source and destination scalable vector register, encoded in the "Zda" field.
- <Zn> Is the name of the first source scalable vector register, encoded in the "Zn" field.
- <Zm> Is the name of the second source scalable vector register, encoded in the "Zm" field.

Operation

```
CheckSVEEnabled();
constant integer VL = CurrentVL;
constant integer elements = VL DIV esize;
constant bits(VL) op1 = Z[n, VL];
constant bits(VL) op2 = Z[m, VL];
constant bits(VL) op3 = Z[da, VL];
bits(VL) result;

for e = 0 to elements-1
    constant bits(esize DIV 2) elem1 = (if op1_neg then FPNeg(Elem[op1, 2*e + 1, esize DIV 2], FPCR)
                                       else Elem[op1, 2*e + 1, esize DIV 2]);
    constant bits(esize DIV 2) elem2 = Elem[op2, 2*e + 1, esize DIV 2];
    constant bits(esize) elem3 = Elem[op3, e, esize];
    Elem[result, e, esize] = FPMulAddH(elem3, elem1, elem2, FPCR);

Z[da, VL] = result;
```

Operational information

This instruction might be immediately preceded in program order by a MOVPRFX instruction. The MOVPRFX must conform to all of the following requirements, otherwise the behavior of the MOVPRFX and this instruction is CONSTRAINED UNPREDICTABLE:

- The MOVPRFX must be unpredicated.

- The `MOVPRFX` must specify the same destination register as this instruction.
- The destination register must not refer to architectural register state referenced by any other source operand register of this instruction.

Internal version only: aarchmrs v2025-03_rel, pseudocode v2025-03_rel ; Build timestamp: 2025-03-21T17:41

Copyright © 2010-2025 Arm Limited or its affiliates. All rights reserved. This document is Non-Confidential.

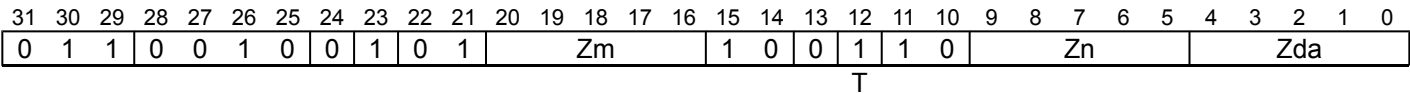
FMLALT (vectors, FP8 to FP16)

8-bit floating-point multiply-add long to half-precision (top)

This 8-bit floating-point multiply-add long instruction widens the odd 8-bit elements in the first and second source vectors to half-precision format and multiplies the corresponding elements. The intermediate products are scaled by $2^{-\text{UInt}(\text{FPMR.LSCALE}[3:0])}$ before being destructively added without intermediate rounding to the half-precision elements of the destination vector that overlap with the corresponding 8-bit floating-point elements in the source vectors. The 8-bit floating-point encoding format for the elements of the first source vector and the second source vector is selected by FPMR.F8S1 and FPMR.F8S2 respectively.

This instruction is unpredicated.

SVE2 ((FEAT_SVE2 && FEAT_FP8FMA) || FEAT_SSVE_FP8FMA)



Encoding

FMLALT <Zda>.H, <Zn>.B, <Zm>.B

Decode for this encoding

```
if !HaveSVE2FP8FMA() then EndOfDecode(Decode_UNDEF);
constant integer n = UInt(Zn);
constant integer m = UInt(Zm);
constant integer da = UInt(Zda);
```

Assembler Symbols

- <Zda> Is the name of the third source and destination scalable vector register, encoded in the "Zda" field.
- <Zn> Is the name of the first source scalable vector register, encoded in the "Zn" field.
- <Zm> Is the name of the second source scalable vector register, encoded in the "Zm" field.

Operation

```
CheckFPMREnabled();
if IsFeatureImplemented(FEAT_SSVE_FP8FMA) && IsFeatureImplemented(FEAT_FP8FMA) then
    CheckSVEEnabled();
elseif IsFeatureImplemented(FEAT_FP8FMA) then
    CheckNonStreamingSVEEnabled();
else
    CheckStreamingSVEEnabled();
constant integer VL = CurrentVL;
constant integer elements = VL DIV 16;
constant bits(VL) operand1 = Z[n, VL];
constant bits(VL) operand2 = Z[m, VL];
constant bits(VL) operand3 = Z[da, VL];
bits(VL) result;

for e = 0 to elements-1
    constant bits(8) element1 = Elem[operand1, 2 * e + 1, 8];
    constant bits(8) element2 = Elem[operand2, 2 * e + 1, 8];
    constant bits(16) element3 = Elem[operand3, e, 16];
    Elem[result, e, 16] = FP8MulAddFP(element3, element1, element2, FPCR, FPMR);

Z[da, VL] = result;
```

Operational information

This instruction might be immediately preceded in program order by a `MOVPRFX` instruction. The `MOVPRFX` must conform to all of the following requirements, otherwise the behavior of the `MOVPRFX` and this instruction is `CONSTRAINED UNPREDICTABLE`:

- The `MOVPRFX` must be unpredicated.
- The `MOVPRFX` must specify the same destination register as this instruction.
- The destination register must not refer to architectural register state referenced by any other source operand register of this instruction.

Internal version only: aarchmrs v2025-03_rel, pseudocode v2025-03_rel ; Build timestamp: 2025-03-21T17:41

Copyright © 2010-2025 Arm Limited or its affiliates. All rights reserved. This document is Non-Confidential.

FMLS (indexed)

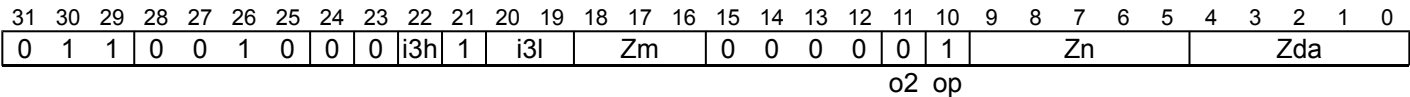
Floating-point fused multiply-subtract by indexed elements ($Zda = Zda + -Zn * Zm[indexed]$)

Multiply all floating-point elements within each 128-bit segment of the first source vector by the specified element in the corresponding second source vector segment. The products are then destructively subtracted without intermediate rounding from the corresponding elements of the addend and destination vector.

The elements within the second source vector are specified using an immediate index which selects the same element position within each 128-bit vector segment. The index range is from 0 to one less than the number of elements per 128-bit segment. This instruction is unpredicated.

It has encodings from 3 classes: [Half-precision](#) , [Single-precision](#) and [Double-precision](#)

Half-precision
(FEAT_SVE || FEAT_SME)



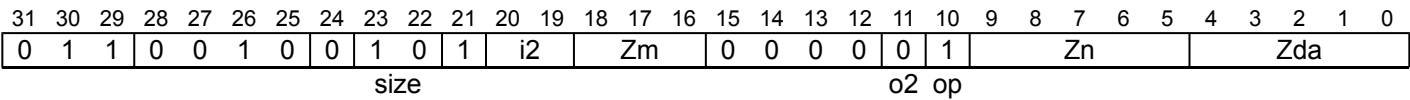
Encoding

FMLS <Zda>.H, <Zn>.H, <Zm>.H[<imm>]

Decode for this encoding

```
if !IsFeatureImplemented(FEAT_SVE) && !IsFeatureImplemented(FEAT_SME) then
    EndOfDecode(Decode_UNDEF);
constant integer esize = 16;
constant integer index = UInt(i3h:i3l);
constant integer n = UInt(Zn);
constant integer m = UInt(Zm);
constant integer da = UInt(Zda);
constant boolean op1_neg = TRUE;
constant boolean op3_neg = FALSE;
```

Single-precision
(FEAT_SVE || FEAT_SME)



Encoding

FMLS <Zda>.S, <Zn>.S, <Zm>.S[<imm>]

Decode for this encoding

```
if !IsFeatureImplemented(FEAT_SVE) && !IsFeatureImplemented(FEAT_SME) then
    EndOfDecode(Decode_UNDEF);
constant integer esize = 32;
constant integer index = UInt(i2);
constant integer n = UInt(Zn);
constant integer m = UInt(Zm);
constant integer da = UInt(Zda);
constant boolean op1_neg = TRUE;
constant boolean op3_neg = FALSE;
```

Double-precision

(FEAT_SVE || FEAT_SME)

31	30	29	28	27	26	25	24	23	22	21	20	19	18	17	16	15	14	13	12	11	10	9	8	7	6	5	4	3	2	1	0
0	1	1	0	0	1	0	0	1	1	1	i1	Zm				0	0	0	0	0	1	Zn				Zda					
size												o2 op																			

Encoding

FMLS <Zda>.D, <Zn>.D, <Zm>.D[<imm>]

Decode for this encoding

```
if !IsFeatureImplemented(FEAT_SVE) && !IsFeatureImplemented(FEAT_SME) then
    EndOfDecode(Decode_UNDEF);
constant integer esize = 64;
constant integer index = UInt(i1);
constant integer n = UInt(Zn);
constant integer m = UInt(Zm);
constant integer da = UInt(Zda);
constant boolean op1_neg = TRUE;
constant boolean op3_neg = FALSE;
```

Assembler Symbols

- <Zda> Is the name of the third source and destination scalable vector register, encoded in the "Zda" field.
- <Zn> Is the name of the first source scalable vector register, encoded in the "Zn" field.
- <Zm> For the "Half-precision" and "Single-precision" variants: is the name of the second source scalable vector register Z0-Z7, encoded in the "Zm" field.
For the "Double-precision" variant: is the name of the second source scalable vector register Z0-Z15, encoded in the "Zm" field.
- <imm> For the "Half-precision" variant: is the immediate index, in the range 0 to 7, encoded in the "i3h:i3l" fields.
For the "Single-precision" variant: is the immediate index, in the range 0 to 3, encoded in the "i2" field.
For the "Double-precision" variant: is the immediate index, in the range 0 to 1, encoded in the "i1" field.

Operation

```
CheckSVEEnabled();
constant integer VL = CurrentVL;
constant integer elements = VL DIV esize;
constant integer eltsperssegment = 128 DIV esize;
constant bits(VL) op1 = Z[n, VL];
constant bits(VL) op2 = Z[m, VL];
bits(VL) result = Z[da, VL];

for e = 0 to elements-1
    constant integer segmentbase = e - (e MOD eltsperssegment);
    constant integer s = segmentbase + index;
    constant bits(esize) elem2 = Elem[op2, s, esize];
    constant bits(esize) elem1 = (if op1_neg then FPNeg(Elem[op1, e, esize], FPCR)
                                else Elem[op1, e, esize]);
    constant bits(esize) elem3 = (if op3_neg then FPNeg(Elem[result, e, esize], FPCR)
                                else Elem[result, e, esize]);
    Elem[result, e, esize] = FPMulAdd(elem3, elem1, elem2, FPCR);

Z[da, VL] = result;
```

Operational information

This instruction might be immediately preceded in program order by a MOVPRFX instruction. The MOVPRFX must conform to all of the following requirements, otherwise the behavior of the MOVPRFX and this instruction is CONSTRAINED UNPREDICTABLE:

- The MOVPRFX must be unpredicated.

- The `MOVPRFX` must specify the same destination register as this instruction.
- The destination register must not refer to architectural register state referenced by any other source operand register of this instruction.

Internal version only: aarchmrs v2025-03_rel, pseudocode v2025-03_rel ; Build timestamp: 2025-03-21T17:41

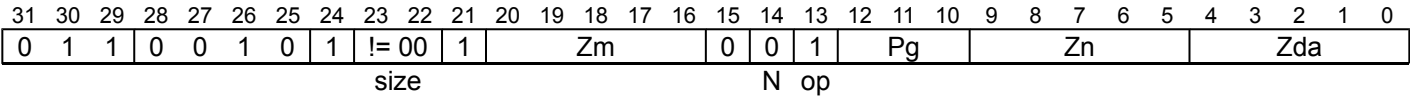
Copyright © 2010-2025 Arm Limited or its affiliates. All rights reserved. This document is Non-Confidential.

FMLS (vectors)

Floating-point fused multiply-subtract vectors (predicated), writing addend [Zda = Zda + -Zn * Zm]

Multiply the corresponding active floating-point elements of the first and second source vectors and subtract from elements of the third source (addend) vector without intermediate rounding. Destructively place the results in the destination and third source (addend) vector. Inactive elements in the destination vector register remain unmodified.

SVE
(FEAT_SVE || FEAT_SME)



Encoding

FMLS <Zda>.<T>, <Pg>/M, <Zn>.<T>, <Zm>.<T>

Decode for this encoding

```
if !IsFeatureImplemented(FEAT_SVE) && !IsFeatureImplemented(FEAT_SME) then
    EndOfDecode(Decode_UNDEF);
constant integer esize = 8 << UInt(size);
constant integer g = UInt(Pg);
constant integer n = UInt(Zn);
constant integer m = UInt(Zm);
constant integer da = UInt(Zda);
constant boolean op1_neg = TRUE;
constant boolean op3_neg = FALSE;
```

Assembler Symbols

<Zda> Is the name of the third source and destination scalable vector register, encoded in the "Zda" field.

<T> Is the size specifier, encoded in "size":

Table with 2 columns: size, <T>. Rows: 01 H, 10 S, 11 D.

<Pg> Is the name of the governing scalable predicate register P0-P7, encoded in the "Pg" field.

<Zn> Is the name of the first source scalable vector register, encoded in the "Zn" field.

<Zm> Is the name of the second source scalable vector register, encoded in the "Zm" field.

Operation

```
CheckSVEEnabled();
constant integer VL = CurrentVL;
constant integer PL = VL DIV 8;
constant integer elements = VL DIV esize;
constant bits(PL) mask = P[g, PL];
constant bits(VL) op1 = if AnyActiveElement(mask, esize) then Z[n, VL] else Zeros(VL);
constant bits(VL) op2 = if AnyActiveElement(mask, esize) then Z[m, VL] else Zeros(VL);
constant bits(VL) op3 = Z[da, VL];
bits(VL) result;

for e = 0 to elements-1
    if ActivePredicateElement(mask, e, esize) then
        constant bits(esize) elem1 = (if op1_neg then FPNeg(Elem[op1, e, esize], FPCR)
                                     else Elem[op1, e, esize]);
        constant bits(esize) elem2 = Elem[op2, e, esize];
        constant bits(esize) elem3 = (if op3_neg then FPNeg(Elem[op3, e, esize], FPCR)
                                     else Elem[op3, e, esize]);

        Elem[result, e, esize] = FPMulAdd(elem3, elem1, elem2, FPCR);
    else
        Elem[result, e, esize] = Elem[op3, e, esize];

Z[da, VL] = result;
```

Operational information

This instruction might be immediately preceded in program order by a MOVPRFX instruction. The MOVPRFX must conform to all of the following requirements, otherwise the behavior of the MOVPRFX and this instruction is CONSTRAINED UNPREDICTABLE:

- The MOVPRFX can be predicated or unpredicated.
- A predicated MOVPRFX must use the same governing predicate register as this instruction.
- A predicated MOVPRFX must use the larger of the destination element size and first source element size in the preferred disassembly of this instruction.
- The MOVPRFX must specify the same destination register as this instruction.
- The destination register must not refer to architectural register state referenced by any other source operand register of this instruction.

Internal version only: aarchmrs v2025-03_rel, pseudocode v2025-03_rel ; Build timestamp: 2025-03-21T17:41

Copyright © 2010-2025 Arm Limited or its affiliates. All rights reserved. This document is Non-Confidential.

FMLSLB (indexed)

Half-precision multiply-subtract long from single-precision (bottom, indexed)

This half-precision multiply-subtract long instruction widens the even-numbered half-precision elements in the first source vector and the indexed element from the corresponding 128-bit segment in the second source vector to single-precision format and then destructively multiplies and subtracts these values without intermediate rounding from the single-precision elements of the destination vector that overlap with the corresponding half-precision elements in the first source vector. This instruction is unpredicated.

Single-precision

(FEAT_SVE2 || FEAT_SME)

31	30	29	28	27	26	25	24	23	22	21	20	19	18	17	16	15	14	13	12	11	10	9	8	7	6	5	4	3	2	1	0		
0	1	1	0	0	1	0	0	1	0	1	i3h		Zm		0	1	1	0	i3l	0				Zn					Zda				
o2												op								T													

Encoding

FMLSLB <Zda>.S, <Zn>.H, <Zm>.H[<imm>]

Decode for this encoding

```
if !IsFeatureImplemented(FEAT_SVE2) && !IsFeatureImplemented(FEAT_SME) then
    EndOfDecode(Decode_UNDEF);
constant integer esize = 32;
constant integer n = UInt(Zn);
constant integer m = UInt(Zm);
constant integer da = UInt(Zda);
constant integer index = UInt(i3h:i3l);
constant boolean op1_neg = TRUE;
```

Assembler Symbols

<Zda>	Is the name of the third source and destination scalable vector register, encoded in the "Zda" field.
<Zn>	Is the name of the first source scalable vector register, encoded in the "Zn" field.
<Zm>	Is the name of the second source scalable vector register Z0-Z7, encoded in the "Zm" field.
<imm>	Is the immediate index, in the range 0 to 7, encoded in the "i3h:i3l" fields.

Operation

```
CheckSVEEnabled();
constant integer VL = CurrentVL;
constant integer elements = VL DIV esize;
constant integer eltsperssegment = 128 DIV esize;
constant bits(VL) op1 = Z[n, VL];
constant bits(VL) op2 = Z[m, VL];
constant bits(VL) op3 = Z[da, VL];
bits(VL) result;

for e = 0 to elements-1
    constant integer segmentbase = e - (e MOD eltsperssegment);
    constant integer s = 2 * segmentbase + index;
    constant bits(esize DIV 2) elem1 = (if op1_neg then FPNeg(Elem[op1, 2*e + 0, esize DIV 2], FPCR)
                                         else Elem[op1, 2*e + 0, esize DIV 2]);
    constant bits(esize DIV 2) elem2 = Elem[op2, s, esize DIV 2];
    constant bits(esize) elem3 = Elem[op3, e, esize];
    Elem[result, e, esize] = FPMulAddH(elem3, elem1, elem2, FPCR);

Z[da, VL] = result;
```

Operational information

This instruction might be immediately preceded in program order by a `MOVPRFX` instruction. The `MOVPRFX` must conform to all of the following requirements, otherwise the behavior of the `MOVPRFX` and this instruction is `CONSTRAINED UNPREDICTABLE`:

- The `MOVPRFX` must be unpredicated.
- The `MOVPRFX` must specify the same destination register as this instruction.
- The destination register must not refer to architectural register state referenced by any other source operand register of this instruction.

Internal version only: aarchmrs v2025-03_rel, pseudocode v2025-03_rel ; Build timestamp: 2025-03-21T17:41

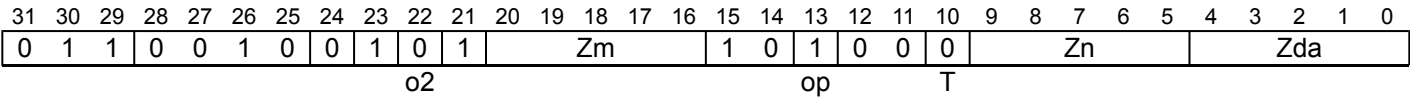
Copyright © 2010-2025 Arm Limited or its affiliates. All rights reserved. This document is Non-Confidential.

FMLSILB (vectors)

Half-precision multiply-subtract long from single-precision (bottom)

This half-precision multiply-subtract long instruction widens the even-numbered half-precision elements in the first source vector and the corresponding elements in the second source vector to single-precision format and then destructively multiplies and subtracts these values without intermediate rounding from the single-precision elements of the destination vector that overlap with the corresponding half-precision elements in the source vectors. This instruction is unpredicated.

SVE2 (FEAT_SVE2 || FEAT_SME)



Encoding

FMLSILB <Zda>.S, <Zn>.H, <Zm>.H

Decode for this encoding

```
if !IsFeatureImplemented(FEAT_SVE2) && !IsFeatureImplemented(FEAT_SME) then
    EndOfDecode(Decode_UNDEF);
constant integer esize = 32;
constant integer n = UInt(Zn);
constant integer m = UInt(Zm);
constant integer da = UInt(Zda);
constant boolean op1_neg = TRUE;
```

Assembler Symbols

- <Zda> Is the name of the third source and destination scalable vector register, encoded in the "Zda" field.
- <Zn> Is the name of the first source scalable vector register, encoded in the "Zn" field.
- <Zm> Is the name of the second source scalable vector register, encoded in the "Zm" field.

Operation

```
CheckSVEEnabled();
constant integer VL = CurrentVL;
constant integer elements = VL DIV esize;
constant bits(VL) op1 = Z[n, VL];
constant bits(VL) op2 = Z[m, VL];
constant bits(VL) op3 = Z[da, VL];
bits(VL) result;

for e = 0 to elements-1
    constant bits(esize DIV 2) elem1 = (if op1_neg then FPNeg(Elem[op1, 2*e + 0, esize DIV 2], FPCR)
                                         else Elem[op1, 2*e + 0, esize DIV 2]);
    constant bits(esize DIV 2) elem2 = Elem[op2, 2*e + 0, esize DIV 2];
    constant bits(esize) elem3 = Elem[op3, e, esize];
    Elem[result, e, esize] = FPMulAddH(elem3, elem1, elem2, FPCR);

Z[da, VL] = result;
```

Operational information

This instruction might be immediately preceded in program order by a MOVPRFX instruction. The MOVPRFX must conform to all of the following requirements, otherwise the behavior of the MOVPRFX and this instruction is CONSTRAINED UNPREDICTABLE:

- The MOVPRFX must be unpredicated.

- The `MOVPRFX` must specify the same destination register as this instruction.
- The destination register must not refer to architectural register state referenced by any other source operand register of this instruction.

Internal version only: aarchmrs v2025-03_rel, pseudocode v2025-03_rel ; Build timestamp: 2025-03-21T17:41

Copyright © 2010-2025 Arm Limited or its affiliates. All rights reserved. This document is Non-Confidential.

FMLSLT (indexed)

Half-precision multiply-subtract long from single-precision (top, indexed)

This half-precision multiply-subtract long instruction widens the odd-numbered half-precision elements in the first source vector and the indexed element from the corresponding 128-bit segment in the second source vector to single-precision format and then destructively multiplies and subtracts these values without intermediate rounding from the single-precision elements of the destination vector that overlap with the corresponding half-precision elements in the first source vector. This instruction is unpredicated.

Single-precision

(FEAT_SVE2 || FEAT_SME)

31	30	29	28	27	26	25	24	23	22	21	20	19	18	17	16	15	14	13	12	11	10	9	8	7	6	5	4	3	2	1	0		
0	1	1	0	0	1	0	0	1	0	1	i3h		Zm		0	1	1	0	i3l	1				Zn					Zda				
o2												op								T													

Encoding

FMLSLT <Zda>.S, <Zn>.H, <Zm>.H[<imm>]

Decode for this encoding

```
if !IsFeatureImplemented(FEAT_SVE2) && !IsFeatureImplemented(FEAT_SME) then
    EndOfDecode(Decode_UNDEF);
constant integer esize = 32;
constant integer n = UInt(Zn);
constant integer m = UInt(Zm);
constant integer da = UInt(Zda);
constant integer index = UInt(i3h:i3l);
constant boolean op1_neg = TRUE;
```

Assembler Symbols

<Zda>	Is the name of the third source and destination scalable vector register, encoded in the "Zda" field.
<Zn>	Is the name of the first source scalable vector register, encoded in the "Zn" field.
<Zm>	Is the name of the second source scalable vector register Z0-Z7, encoded in the "Zm" field.
<imm>	Is the immediate index, in the range 0 to 7, encoded in the "i3h:i3l" fields.

Operation

```
CheckSVEEnabled();
constant integer VL = CurrentVL;
constant integer elements = VL DIV esize;
constant integer eltsperssegment = 128 DIV esize;
constant bits(VL) op1 = Z[n, VL];
constant bits(VL) op2 = Z[m, VL];
constant bits(VL) op3 = Z[da, VL];
bits(VL) result;

for e = 0 to elements-1
    constant integer segmentbase = e - (e MOD eltsperssegment);
    constant integer s = 2 * segmentbase + index;
    constant bits(esize DIV 2) elem1 = (if op1_neg then FPNeg(Elem[op1, 2*e + 1, esize DIV 2], FPCR)
                                         else Elem[op1, 2*e + 1, esize DIV 2]);
    constant bits(esize DIV 2) elem2 = Elem[op2, s, esize DIV 2];
    constant bits(esize) elem3 = Elem[op3, e, esize];
    Elem[result, e, esize] = FPMulAddH(elem3, elem1, elem2, FPCR);

Z[da, VL] = result;
```

Operational information

This instruction might be immediately preceded in program order by a `MOVPRFX` instruction. The `MOVPRFX` must conform to all of the following requirements, otherwise the behavior of the `MOVPRFX` and this instruction is `CONSTRAINED UNPREDICTABLE`:

- The `MOVPRFX` must be unpredicated.
- The `MOVPRFX` must specify the same destination register as this instruction.
- The destination register must not refer to architectural register state referenced by any other source operand register of this instruction.

Internal version only: aarchmrs v2025-03_rel, pseudocode v2025-03_rel ; Build timestamp: 2025-03-21T17:41

Copyright © 2010-2025 Arm Limited or its affiliates. All rights reserved. This document is Non-Confidential.

FMLSLT (vectors)

Half-precision multiply-subtract long from single-precision (top)

This half-precision multiply-subtract long instruction widens the odd-numbered half-precision elements in the first source vector and the corresponding elements in the second source vector to single-precision format and then destructively multiplies and subtracts these values without intermediate rounding from the single-precision elements of the destination vector that overlap with the corresponding half-precision elements in the source vectors. This instruction is unpredicated.

SVE2

(FEAT_SVE2 || FEAT_SME)

31	30	29	28	27	26	25	24	23	22	21	20	19	18	17	16	15	14	13	12	11	10	9	8	7	6	5	4	3	2	1	0
0	1	1	0	0	1	0	0	1	0	1	Zm				1	0	1	0	0	1	Zn				Zda						
o2										op				T																	

Encoding

FMLSLT <Zda>.S, <Zn>.H, <Zm>.H

Decode for this encoding

```
if !IsFeatureImplemented(FEAT_SVE2) && !IsFeatureImplemented(FEAT_SME) then
    EndOfDecode(Decode_UNDEF);
constant integer esize = 32;
constant integer n = UInt(Zn);
constant integer m = UInt(Zm);
constant integer da = UInt(Zda);
constant boolean op1_neg = TRUE;
```

Assembler Symbols

- <Zda> Is the name of the third source and destination scalable vector register, encoded in the "Zda" field.
- <Zn> Is the name of the first source scalable vector register, encoded in the "Zn" field.
- <Zm> Is the name of the second source scalable vector register, encoded in the "Zm" field.

Operation

```
CheckSVEEnabled();
constant integer VL = CurrentVL;
constant integer elements = VL DIV esize;
constant bits(VL) op1 = Z[n, VL];
constant bits(VL) op2 = Z[m, VL];
constant bits(VL) op3 = Z[da, VL];
bits(VL) result;

for e = 0 to elements-1
    constant bits(esize DIV 2) elem1 = (if op1_neg then FPNeg(Elem[op1, 2*e + 1, esize DIV 2], FPCR)
                                         else Elem[op1, 2*e + 1, esize DIV 2]);
    constant bits(esize DIV 2) elem2 = Elem[op2, 2*e + 1, esize DIV 2];
    constant bits(esize) elem3 = Elem[op3, e, esize];
    Elem[result, e, esize] = FPMulAddH(elem3, elem1, elem2, FPCR);

Z[da, VL] = result;
```

Operational information

This instruction might be immediately preceded in program order by a MOVPRFX instruction. The MOVPRFX must conform to all of the following requirements, otherwise the behavior of the MOVPRFX and this instruction is CONSTRAINED UNPREDICTABLE:

- The MOVPRFX must be unpredicated.

- The `MOVPRFX` must specify the same destination register as this instruction.
- The destination register must not refer to architectural register state referenced by any other source operand register of this instruction.

Internal version only: aarchmrs v2025-03_rel, pseudocode v2025-03_rel ; Build timestamp: 2025-03-21T17:41

Copyright © 2010-2025 Arm Limited or its affiliates. All rights reserved. This document is Non-Confidential.

FMMLA (non-widening)

Floating-point matrix multiply-accumulate

This instruction supports single-precision and double-precision data types in a 2x2 matrix contained in segments of 128 or 256 bits, respectively. It multiplies the 2x2 matrix in each segment of the first source vector by the 2x2 matrix in the corresponding segment of the second source vector. The intermediate products are rounded before they are summed, and the intermediate sum is rounded before accumulation into the 2x2 matrix held in the corresponding segment of the addend and destination vector. This is equivalent to performing a 2-way dot product per destination element. This instruction is unpredicated.

The single-precision variant is vector length agnostic. The double-precision variant requires that the Effective SVE vector length is at least 256 bits. ID_AA64ZFR0_EL1.F32MM indicates whether the single-precision variant is implemented.

ID_AA64ZFR0_EL1.F64MM indicates whether the double-precision variant is implemented.

This instruction is illegal when executed in Streaming SVE mode, unless FEAT_SME_FA64 is implemented and enabled.

It has encodings from 2 classes: [32-bit element](#) and [64-bit element](#)

32-bit element (FEAT_F32MM)

31	30	29	28	27	26	25	24	23	22	21	20	19	18	17	16	15	14	13	12	11	10	9	8	7	6	5	4	3	2	1	0
0	1	1	0	0	1	0	0	1	0	1	Zm					1	1	1	0	0	1	Zn					Zda				
opc																															

Encoding

FMMLA <Zda>.S, <Zn>.S, <Zm>.S

Decode for this encoding

```
if !IsFeatureImplemented(FEAT_F32MM) then EndOfDecode(Decode_UNDEF);
constant integer esize = 32;
constant integer n = UInt(Zn);
constant integer m = UInt(Zm);
constant integer da = UInt(Zda);
```

64-bit element (FEAT_F64MM)

31	30	29	28	27	26	25	24	23	22	21	20	19	18	17	16	15	14	13	12	11	10	9	8	7	6	5	4	3	2	1	0
0	1	1	0	0	1	0	0	1	1	1	Zm					1	1	1	0	0	1	Zn					Zda				
opc																															

Encoding

FMMLA <Zda>.D, <Zn>.D, <Zm>.D

Decode for this encoding

```
if !IsFeatureImplemented(FEAT_F64MM) then EndOfDecode(Decode_UNDEF);
constant integer esize = 64;
constant integer n = UInt(Zn);
constant integer m = UInt(Zm);
constant integer da = UInt(Zda);
```

Assembler Symbols

- <Zda> Is the name of the third source and destination scalable vector register, encoded in the "Zda" field.
- <Zn> Is the name of the first source scalable vector register, encoded in the "Zn" field.
- <Zm> Is the name of the second source scalable vector register, encoded in the "Zm" field.

Operation

```
CheckNonStreamingSVEEnabled();
constant integer VL = CurrentVL;
if VL < esize * 4 then EndOfDecode(Decode\_UNDEF);
constant integer segments = VL DIV (4 * esize);
constant bits(VL) operand1 = Z[n, VL];
constant bits(VL) operand2 = Z[m, VL];
constant bits(VL) operand3 = Z[da, VL];
bits(VL) result = Zeros(VL);
bits(4*esize) op1, op2;
bits(4*esize) res, addend;

for s = 0 to segments-1
    op1      = Elem[operand1, s, 4*esize];
    op2      = Elem[operand2, s, 4*esize];
    addend   = Elem[operand3, s, 4*esize];
    res      = FPMatMulAdd(addend, op1, op2, esize, FPCR);
    Elem[result, s, 4*esize] = res;

Z[da, VL] = result;
```

Operational information

This instruction might be immediately preceded in program order by a MOVPRFX instruction. The MOVPRFX must conform to all of the following requirements, otherwise the behavior of the MOVPRFX and this instruction is CONSTRAINED UNPREDICTABLE:

- The MOVPRFX must be unpredicated.
- The MOVPRFX must specify the same destination register as this instruction.
- The destination register must not refer to architectural register state referenced by any other source operand register of this instruction.

Internal version only: aarchmrs v2025-03_rel, pseudocode v2025-03_rel ; Build timestamp: 2025-03-21T17:41

Copyright © 2010-2025 Arm Limited or its affiliates. All rights reserved. This document is Non-Confidential.

FMMLA (widening, FP16 to FP32)

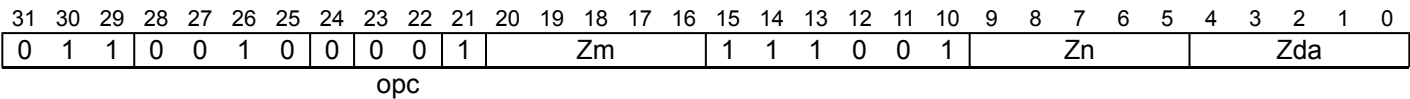
Half-precision matrix multiply-accumulate to single-precision

This half-precision widening matrix multiply-accumulate instruction performs two fused sums-of-products within each two pairs of adjacent half-precision elements while multiplying the 2×4 matrix of half-precision values held in each 128-bit segment of the first source vector by the 4×2 matrix of half-precision values in the corresponding segment of the second source vector. The intermediate sums-of-products are rounded before they are summed, and their intermediate sum is rounded before accumulation into the 2×2 single-precision matrix in the corresponding segment of the destination vector. This is equivalent to performing a 4-way dot product per destination element.

This instruction is unpredicated.

This instruction is illegal when executed in Streaming SVE mode, unless FEAT_SME_FA64 is implemented and enabled.

SVE2 (FEAT_SVE_F16F32MM)



Encoding

FMMLA <Zda>.S, <Zn>.H, <Zm>.H

Decode for this encoding

```
if !IsFeatureImplemented(FEAT_SVE_F16F32MM) then EndOfDecode(Decode_UNDEF);
constant integer n = UInt(Zn);
constant integer m = UInt(Zm);
constant integer da = UInt(Zda);
```

Assembler Symbols

- <Zda> Is the name of the third source and destination scalable vector register, encoded in the "Zda" field.
- <Zn> Is the name of the first source scalable vector register, encoded in the "Zn" field.
- <Zm> Is the name of the second source scalable vector register, encoded in the "Zm" field.

Operation

```
CheckNonStreamingSVEEnabled();
constant integer VL = CurrentVL;
constant integer segments = VL DIV 128;
constant bits(VL) operand1 = Z[n, VL];
constant bits(VL) operand2 = Z[m, VL];
constant bits(VL) operand3 = Z[da, VL];
bits(VL) result;

for s = 0 to segments-1
    constant bits(128) op1 = Elem[operand1, s, 128];
    constant bits(128) op2 = Elem[operand2, s, 128];
    constant bits(128) addend = Elem[operand3, s, 128];
    Elem[result, s, 128] = FPMatMulAddH(addend, op1, op2, FPCR);

Z[da, VL] = result;
```

Operational information

This instruction might be immediately preceded in program order by a MOVPRFX instruction. The MOVPRFX must conform to all of the following requirements, otherwise the behavior of the MOVPRFX and this instruction is CONSTRAINED UNPREDICTABLE:

- The MOVPRFX must be unpredicated.
- The MOVPRFX must specify the same destination register as this instruction.

- The destination register must not refer to architectural register state referenced by any other source operand register of this instruction.

Internal version only: aarchmrs v2025-03_rel, pseudocode v2025-03_rel ; Build timestamp: 2025-03-21T17:41

Copyright © 2010-2025 Arm Limited or its affiliates. All rights reserved. This document is Non-Confidential.

FMMLA (widening, FP8 to FP16)

8-bit floating-point matrix multiply-accumulate to half-precision

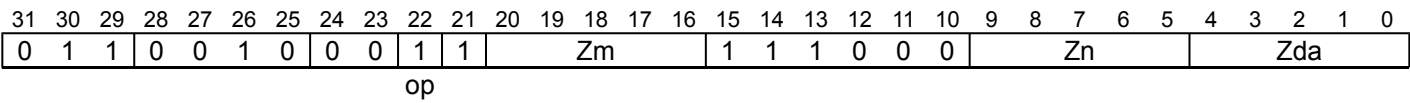
This 8-bit floating-point widening matrix multiply-accumulate instruction performs the fused sum-of-products within each four adjacent 8-bit elements while multiplying the 2×4 matrix of 8-bit floating-point values held in each 64-bit segment of the first source vector with the 4×2 matrix of 8-bit floating-point values in the corresponding segment of the second source vector. The half-precision sum-of-products are scaled by 2^{UInt(FPMR.LSCALE[3:0])}, before being destructively added without intermediate rounding to the 2×2 half-precision matrix in the corresponding segment of the destination vector. This is equivalent to accumulating 4-way dot product per destination element.

The 8-bit floating-point encoding format for the elements of the first source vector and the second source vector is selected by FPMR.F8S1 and FPMR.F8S2 respectively.

This instruction is unpredicated.

This instruction is illegal when executed in Streaming SVE mode, unless FEAT_SME_FA64 is implemented and enabled.

SVE2
(FEAT_SVE2 && FEAT_F8F16MM)



Encoding

FMMLA <Zda>.H, <Zn>.B, <Zm>.B

Decode for this encoding

```
if !IsFeatureImplemented(FEAT_SVE2) || !IsFeatureImplemented(FEAT_F8F16MM) then
    EndOfDecode(Decode_UNDEF);
constant integer n = UInt(Zn);
constant integer m = UInt(Zm);
constant integer da = UInt(Zda);
```

Assembler Symbols

- <Zda> Is the name of the third source and destination scalable vector register, encoded in the "Zda" field.
- <Zn> Is the name of the first source scalable vector register, encoded in the "Zn" field.
- <Zm> Is the name of the second source scalable vector register, encoded in the "Zm" field.

Operation

```
CheckFPMREnabled();
CheckNonStreamingSVEEnabled();
constant integer VL = CurrentVL;
constant integer segments = VL DIV 64;
constant bits(VL) operand1 = Z[n, VL];
constant bits(VL) operand2 = Z[m, VL];
constant bits(VL) operand3 = Z[da, VL];
bits(VL) result;

for s = 0 to segments-1
    constant bits(64) op1 = Elem[operand1, s, 64];
    constant bits(64) op2 = Elem[operand2, s, 64];
    constant bits(64) addend = Elem[operand3, s, 64];
    constant integer way = 4;
    Elem[result, s, 64] = FP8MatMulAddFP(addend, op1, op2, way, FPCR, FPMR);

Z[da, VL] = result;
```

Operational information

This instruction might be immediately preceded in program order by a `MOVPRFX` instruction. The `MOVPRFX` must conform to all of the following requirements, otherwise the behavior of the `MOVPRFX` and this instruction is **CONSTRAINED UNPREDICTABLE**:

- The `MOVPRFX` must be unpredicated.
- The `MOVPRFX` must specify the same destination register as this instruction.
- The destination register must not refer to architectural register state referenced by any other source operand register of this instruction.

Internal version only: aarchmrs v2025-03_rel, pseudocode v2025-03_rel ; Build timestamp: 2025-03-21T17:41

Copyright © 2010-2025 Arm Limited or its affiliates. All rights reserved. This document is Non-Confidential.

FMMLA (widening, FP8 to FP32)

8-bit floating-point matrix multiply-accumulate to single-precision

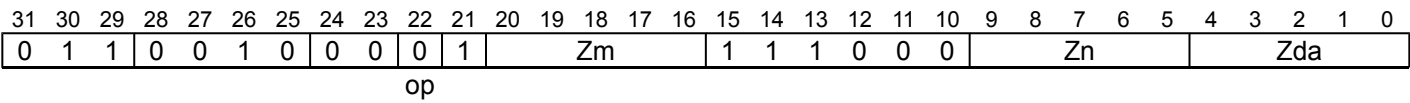
This 8-bit floating-point widening matrix multiply-accumulate instruction performs the fused sum-of-products within each eight adjacent 8-bit elements while multiplying the 2×8 matrix of 8-bit floating-point values held in each 128-bit segment of the first source vector with the 8×2 matrix of 8-bit floating-point values in the corresponding segment of the second source vector. The single-precision sum-of-products are scaled by 2^{UInt(FPMR.LSCALE)}, before being destructively added without intermediate rounding to the 2×2 single-precision matrix in the corresponding segment of the destination vector. This is equivalent to accumulating 8-way dot product per destination element.

The 8-bit floating-point encoding format for the elements of the first source vector and the second source vector is selected by FPMR.F8S1 and FPMR.F8S2 respectively.

This instruction is unpredicated.

This instruction is illegal when executed in Streaming SVE mode, unless FEAT_SME_FA64 is implemented and enabled.

SVE2
(FEAT_SVE2 && FEAT_F8F32MM)



Encoding

FMMLA <Zda>.S, <Zn>.B, <Zm>.B

Decode for this encoding

```
if !IsFeatureImplemented(FEAT_SVE2) || !IsFeatureImplemented(FEAT_F8F32MM) then
    EndOfDecode(Decode_UNDEF);
constant integer n = UInt(Zn);
constant integer m = UInt(Zm);
constant integer da = UInt(Zda);
```

Assembler Symbols

- <Zda> Is the name of the third source and destination scalable vector register, encoded in the "Zda" field.
- <Zn> Is the name of the first source scalable vector register, encoded in the "Zn" field.
- <Zm> Is the name of the second source scalable vector register, encoded in the "Zm" field.

Operation

```
CheckFPMREnabled();
CheckNonStreamingSVEEnabled();
constant integer VL = CurrentVL;
constant integer segments = VL DIV 128;
constant bits(VL) operand1 = Z[n, VL];
constant bits(VL) operand2 = Z[m, VL];
constant bits(VL) operand3 = Z[da, VL];
bits(VL) result;

for s = 0 to segments-1
    constant bits(128) op1 = Elem[operand1, s, 128];
    constant bits(128) op2 = Elem[operand2, s, 128];
    constant bits(128) addend = Elem[operand3, s, 128];
    constant integer way = 8;
    Elem[result, s, 128] = FP8MatMulAddFP(addend, op1, op2, way, FPCR, FPMR);

Z[da, VL] = result;
```

Operational information

This instruction might be immediately preceded in program order by a `MOVPRFX` instruction. The `MOVPRFX` must conform to all of the following requirements, otherwise the behavior of the `MOVPRFX` and this instruction is **CONSTRAINED UNPREDICTABLE**:

- The `MOVPRFX` must be unpredicated.
- The `MOVPRFX` must specify the same destination register as this instruction.
- The destination register must not refer to architectural register state referenced by any other source operand register of this instruction.

Internal version only: aarchmrs v2025-03_rel, pseudocode v2025-03_rel ; Build timestamp: 2025-03-21T17:41

Copyright © 2010-2025 Arm Limited or its affiliates. All rights reserved. This document is Non-Confidential.

FMOV (immediate, predicated)

Move 8-bit floating-point immediate to vector elements (predicated)

Move a floating-point immediate into each active element in the destination vector. Inactive elements in the destination vector register remain unmodified.

This is an alias of [FCPY](#). This means:

- The encodings in this description are named to match the encodings of [FCPY](#).
- The description of [FCPY](#) gives the operational pseudocode, any CONSTRAINED UNPREDICTABLE behavior, and any operational information for this instruction.

SVE (FEAT_SVE || FEAT_SME)

31	30	29	28	27	26	25	24	23	22	21	20	19	18	17	16	15	14	13	12	11	10	9	8	7	6	5	4	3	2	1	0
0	0	0	0	0	1	0	1	size	0	1			Pg			1	1	0												Zd	

Encoding

FMOV <Zd>.<T>, <Pg>/M, #<const>

is equivalent to

[FCPY](#) <Zd>.<T>, <Pg>/M, #<const>

and is always the preferred disassembly.

Assembler Symbols

<Zd> Is the name of the destination scalable vector register, encoded in the "Zd" field.

<T> Is the size specifier, encoded in "size":

size	<T>
00	RESERVED
01	H
10	S
11	D

<Pg> Is the name of the governing scalable predicate register, encoded in the "Pg" field.

<const> Is a floating-point immediate value expressible as $\pm n \div 16 \times 2^r$, where n and r are integers such that $16 \leq n \leq 31$ and $-3 \leq r \leq 4$, i.e. a normalized binary floating-point encoding with 1 sign bit, 3-bit exponent, and 4-bit fractional part, encoded in the "imm8" field.

Operation

The description of [FCPY](#) gives the operational pseudocode for this instruction.

Operational information

This instruction might be immediately preceded in program order by a MOVPRFX instruction. The MOVPRFX must conform to all of the following requirements, otherwise the behavior of the MOVPRFX and this instruction is CONSTRAINED UNPREDICTABLE:

- The MOVPRFX can be predicated or unpredicated.
- A predicated MOVPRFX must use the same governing predicate register as this instruction.
- A predicated MOVPRFX must use the larger of the destination element size and first source element size in the preferred disassembly of this instruction.
- The MOVPRFX must specify the same destination register as this instruction.
- The destination register must not refer to architectural register state referenced by any other source operand register of this instruction.

FMOV (immediate, unpredicated)

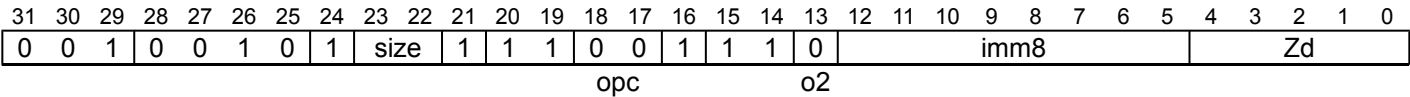
Move 8-bit floating-point immediate to vector elements (unpredicated)

Unconditionally broadcast the floating-point immediate into each element of the destination vector. This instruction is unpredicated.

This is an alias of [FDUP](#). This means:

- The encodings in this description are named to match the encodings of [FDUP](#).
- The description of [FDUP](#) gives the operational pseudocode, any CONSTRAINED UNPREDICTABLE behavior, and any operational information for this instruction.

SVE
(FEAT_SVE || FEAT_SME)



Encoding

FMOV <Zd>.<T>, #<const>

is equivalent to

FDUP <Zd>.<T>, #<const>

and is always the preferred disassembly.

Assembler Symbols

<Zd> Is the name of the destination scalable vector register, encoded in the "Zd" field.

<T> Is the size specifier, encoded in "size":

size	<T>
00	RESERVED
01	H
10	S
11	D

<const> Is a floating-point immediate value expressible as ±n÷16×2^r, where n and r are integers such that 16 ≤ n ≤ 31 and -3 ≤ r ≤ 4, i.e. a normalized binary floating-point encoding with 1 sign bit, 3-bit exponent, and 4-bit fractional part, encoded in the "imm8" field.

Operation

The description of [FDUP](#) gives the operational pseudocode for this instruction.

FMOV (zero, predicated)

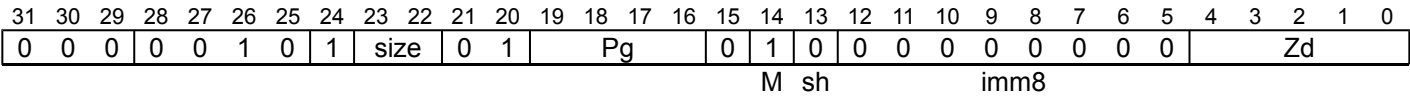
Move floating-point +0.0 to vector elements (predicated)

Move floating-point constant +0.0 to each active element in the destination vector. Inactive elements in the destination vector register remain unmodified.

This is a pseudo-instruction of [CPY \(immediate, merging\)](#). This means:

- The encodings in this description are named to match the encodings of [CPY \(immediate, merging\)](#).
- The assembler syntax is used only for assembly, and is not used on disassembly.
- The description of [CPY \(immediate, merging\)](#) gives the operational pseudocode, any CONSTRAINED UNPREDICTABLE behavior, and any operational information for this instruction.

SVE (FEAT_SVE || FEAT_SME)



Encoding

FMOV <Zd>.<T>, <Pg>/M, #0.0

is equivalent to

[CPY](#) <Zd>.<T>, <Pg>/M, #0

Assembler Symbols

<Zd> Is the name of the destination scalable vector register, encoded in the "Zd" field.

<T> Is the size specifier, encoded in "size":

size	<T>
00	RESERVED
01	H
10	S
11	D

<Pg> Is the name of the governing scalable predicate register, encoded in the "Pg" field.

Operation

The description of [CPY \(immediate, merging\)](#) gives the operational pseudocode for this instruction.

Operational information

If PSTATE.DIT is 1:

- The execution time of this instruction is independent of:
 - The values of the data supplied in any of its operand registers when its governing predicate register contains the same value for each execution.
 - The values of the NZCV flags.
- The response of this instruction to asynchronous exceptions does not vary based on:
 - The values of the data supplied in any of its operand registers when its governing predicate register contains the same value for each execution.
 - The values of the NZCV flags.

This instruction might be immediately preceded in program order by a MOVPRFX instruction. The MOVPRFX must conform to all of the following requirements, otherwise the behavior of the MOVPRFX and this instruction is CONSTRAINED UNPREDICTABLE:

- The MOVPRFX can be predicated or unpredicated.
- A predicated MOVPRFX must use the same governing predicate register as this instruction.

- A predicated `MOVPRFX` must use the larger of the destination element size and first source element size in the preferred disassembly of this instruction.
- The `MOVPRFX` must specify the same destination register as this instruction.
- The destination register must not refer to architectural register state referenced by any other source operand register of this instruction.

Internal version only: aarchmrs v2025-03_rel, pseudocode v2025-03_rel ; Build timestamp: 2025-03-21T17:41

Copyright © 2010-2025 Arm Limited or its affiliates. All rights reserved. This document is Non-Confidential.

FMOV (zero, unpredicated)

Move floating-point +0.0 to vector elements (unpredicated)

Unconditionally broadcast the floating-point constant +0.0 into each element of the destination vector. This instruction is unpredicated.

This is a pseudo-instruction of [DUP \(immediate\)](#). This means:

- The encodings in this description are named to match the encodings of [DUP \(immediate\)](#).
- The assembler syntax is used only for assembly, and is not used on disassembly.
- The description of [DUP \(immediate\)](#) gives the operational pseudocode, any CONSTRAINED UNPREDICTABLE behavior, and any operational information for this instruction.

SVE
(FEAT_SVE || FEAT_SME)

31 30 29 28 27 26 25 24 23 22 21 20 19 18 17 16 15 14 13 12 11 10 9 8 7 6 5 4 3 2 1 0
0 0 1 0 0 1 0 1 size 1 1 1 0 0 0 1 1 0 0 0 0 0 0 0 Zd
opc sh imm8

Encoding

FMOV <Zd>.<T>, #0.0

is equivalent to

DUP <Zd>.<T>, #0

Assembler Symbols

<Zd> Is the name of the destination scalable vector register, encoded in the "Zd" field.

<T> Is the size specifier, encoded in "size":

Table with 2 columns: size, <T>. Rows: 00 RESERVED, 01 H, 10 S, 11 D.

Operation

The description of [DUP \(immediate\)](#) gives the operational pseudocode for this instruction.

Operational information

If PSTATE.DIT is 1:

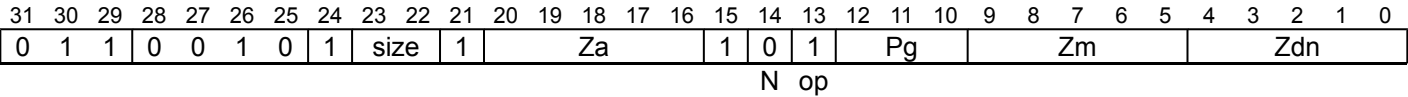
- The execution time of this instruction is independent of:
 - The values of the data supplied in any of its registers.
 - The values of the NZCV flags.
- The response of this instruction to asynchronous exceptions does not vary based on:
 - The values of the data supplied in any of its registers.
 - The values of the NZCV flags.

FMSB

Floating-point fused multiply-subtract vectors (predicated), writing multiplicand [$Z_{dn} = Z_a + -Z_{dn} * Z_m$]

Multiply the corresponding active floating-point elements of the first and second source vectors and subtract from elements of the third (addend) vector without intermediate rounding. Destructively place the results in the destination and first source (multiplicand) vector. Inactive elements in the destination vector register remain unmodified.

SVE
(FEAT_SVE || FEAT_SME)



Encoding

FMSB <Zdn>.<T>, <Pg>/M, <Zm>.<T>, <Za>.<T>

Decode for this encoding

```
if !IsFeatureImplemented(FEAT_SVE) && !IsFeatureImplemented(FEAT_SME) then
    EndOfDecode(Decode_UNDEF);
if size == '00' then EndOfDecode(Decode_UNDEF);
constant integer esize = 8 << UInt(size);
constant integer g = UInt(Pg);
constant integer dn = UInt(Zdn);
constant integer m = UInt(Zm);
constant integer a = UInt(Za);
constant boolean op1_neg = TRUE;
constant boolean op3_neg = FALSE;
```

Assembler Symbols

<Zdn> Is the name of the first source and destination scalable vector register, encoded in the "Zdn" field.

<T> Is the size specifier, encoded in "size":

size	<T>
00	RESERVED
01	H
10	S
11	D

<Pg> Is the name of the governing scalable predicate register P0-P7, encoded in the "Pg" field.

<Zm> Is the name of the second source scalable vector register, encoded in the "Zm" field.

<Za> Is the name of the third source scalable vector register, encoded in the "Za" field.

Operation

```
CheckSVEEnabled();
constant integer VL = CurrentVL;
constant integer PL = VL DIV 8;
constant integer elements = VL DIV esize;
constant bits(PL) mask = P[g, PL];
constant bits(VL) op1 = Z[dn, VL];
constant bits(VL) op2 = if AnyActiveElement(mask, esize) then Z[m, VL] else Zeros(VL);
constant bits(VL) op3 = if AnyActiveElement(mask, esize) then Z[a, VL] else Zeros(VL);
bits(VL) result;

for e = 0 to elements-1
    if ActivePredicateElement(mask, e, esize) then
        constant bits(esize) elem1 = (if op1_neg then FPNeg(Elem[op1, e, esize], FPCR)
                                         else Elem[op1, e, esize]);
        constant bits(esize) elem2 = Elem[op2, e, esize];
        constant bits(esize) elem3 = (if op3_neg then FPNeg(Elem[op3, e, esize], FPCR)
                                         else Elem[op3, e, esize]);

        Elem[result, e, esize] = FPMulAdd(elem3, elem1, elem2, FPCR);
    else
        Elem[result, e, esize] = Elem[op1, e, esize];

Z[dn, VL] = result;
```

Operational information

This instruction might be immediately preceded in program order by a MOVPRFX instruction. The MOVPRFX must conform to all of the following requirements, otherwise the behavior of the MOVPRFX and this instruction is CONSTRAINED UNPREDICTABLE:

- The MOVPRFX can be predicated or unpredicated.
- A predicated MOVPRFX must use the same governing predicate register as this instruction.
- A predicated MOVPRFX must use the larger of the destination element size and first source element size in the preferred disassembly of this instruction.
- The MOVPRFX must specify the same destination register as this instruction.
- The destination register must not refer to architectural register state referenced by any other source operand register of this instruction.

Internal version only: aarchmrs v2025-03_rel, pseudocode v2025-03_rel ; Build timestamp: 2025-03-21T17:41

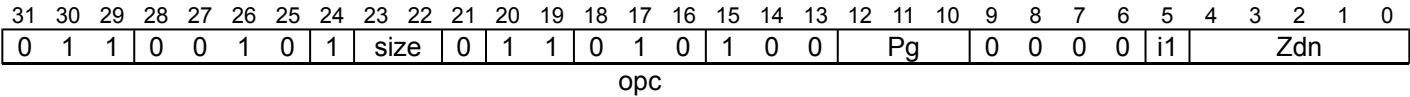
Copyright © 2010-2025 Arm Limited or its affiliates. All rights reserved. This document is Non-Confidential.

FMUL (immediate)

Floating-point multiply by immediate (predicated)

Multiply by an immediate each active floating-point element of the source vector, and destructively place the results in the corresponding elements of the source vector. The immediate may take the value +0.5 or +2.0 only. Inactive elements in the destination vector register remain unmodified.

SVE
(FEAT_SVE || FEAT_SME)



Encoding

```
FMUL <Zdn>.<T>, <Pg>/M, <Zdn>.<T>, <const>
```

Decode for this encoding

```
if !IsFeatureImplemented(FEAT_SVE) && !IsFeatureImplemented(FEAT_SME) then
    EndOfDecode(Decode_UNDEF);
if size == '00' then EndOfDecode(Decode_UNDEF);
constant integer esize = 8 << UInt(size);
constant integer g = UInt(Pg);
constant integer dn = UInt(Zdn);
constant bits(esize) imm = if i1 == '0' then FPPointFive('0', esize) else FPTwo('0', esize);
```

Assembler Symbols

<Zdn> Is the name of the source and destination scalable vector register, encoded in the "Zdn" field.

<T> Is the size specifier, encoded in “size”:

size	<T>
00	RESERVED
01	H
10	S
11	D

<Pg> Is the name of the governing scalable predicate register P0-P7, encoded in the "Pg" field.

<const> Is the floating-point immediate value, encoded in “i1”:

i1	<const>
0	#0.5
1	#2.0

Operation

```
CheckSVEEnabled();
constant integer VL = CurrentVL;
constant integer PL = VL DIV 8;
constant integer elements = VL DIV esize;
constant bits(PL) mask = P[g, PL];
constant bits(VL) operand1 = Z[dn, VL];
bits(VL) result;

for e = 0 to elements-1
    constant bits(esize) element1 = Elem[operand1, e, esize];
    if ActivePredicateElement(mask, e, esize) then
        Elem[result, e, esize] = FPMul(element1, imm, FPCR);
    else
        Elem[result, e, esize] = element1;

Z[dn, VL] = result;
```

Operational information

This instruction might be immediately preceded in program order by a MOVPRFX instruction. The MOVPRFX must conform to all of the following requirements, otherwise the behavior of the MOVPRFX and this instruction is CONSTRAINED UNPREDICTABLE:

- The MOVPRFX can be predicated or unpredicated.
- A predicated MOVPRFX must use the same governing predicate register as this instruction.
- A predicated MOVPRFX must use the larger of the destination element size and first source element size in the preferred disassembly of this instruction.
- The MOVPRFX must specify the same destination register as this instruction.
- The destination register must not refer to architectural register state referenced by any other source operand register of this instruction.

Internal version only: aarchmrs v2025-03_rel, pseudocode v2025-03_rel ; Build timestamp: 2025-03-21T17:41

Copyright © 2010-2025 Arm Limited or its affiliates. All rights reserved. This document is Non-Confidential.

FMUL (indexed)

Floating-point multiply by indexed elements

Multiply all floating-point elements within each 128-bit segment of the first source vector by the specified element in the corresponding second source vector segment. The results are placed in the corresponding elements of the destination vector.

The elements within the second source vector are specified using an immediate index which selects the same element position within each 128-bit vector segment. The index range is from 0 to one less than the number of elements per 128-bit segment. This instruction is unpredicated.

It has encodings from 3 classes: [Half-precision](#) , [Single-precision](#) and [Double-precision](#)

Half-precision

(FEAT_SVE || FEAT_SME)

31	30	29	28	27	26	25	24	23	22	21	20	19	18	17	16	15	14	13	12	11	10	9	8	7	6	5	4	3	2	1	0
0	1	1	0	0	1	0	0	0	i3h	1		i3l		Zm		0	0	1	0	0	0				Zn					Zd	

o2

Encoding

FMUL <Zd>.H, <Zn>.H, <Zm>.H[<imm>]

Decode for this encoding

```

if !IsFeatureImplemented(FEAT_SVE) && !IsFeatureImplemented(FEAT_SME) then
    EndOfDecode (Decode_UNDEF);
constant integer esize = 16;
constant integer index = UInt(i3h:i3l);
constant integer n = UInt(Zn);
constant integer m = UInt(Zm);
constant integer d = UInt(Zd);

```

Single-precision

(FEAT_SVE || FEAT_SME)

31	30	29	28	27	26	25	24	23	22	21	20	19	18	17	16	15	14	13	12	11	10	9	8	7	6	5	4	3	2	1	0
0	1	1	0	0	1	0	0	1	0	1	i2		Zm			0	0	1	0	0	0										
size												o2																			

Encoding

FMUL <Zd>.S, <Zn>.S, <Zm>.S[<imm>]

Decode for this encoding

```

if !IsFeatureImplemented(FEAT_SVE) && !IsFeatureImplemented(FEAT_SME) then
    EndOfDecode(Decode_UNDEF);
constant integer esize = 32;
constant integer index = UInt(i2);
constant integer n = UInt(Zn);
constant integer m = UInt(Zm);
constant integer d = UInt(Zd);

```

Double-precision

(FEAT_SVE || FEAT_SME)

31	30	29	28	27	26	25	24	23	22	21	20	19	18	17	16	15	14	13	12	11	10	9	8	7	6	5	4	3	2	1	0
0	1	1	0	0	1	0	0	1	1	1	i1				Zm		0	0	1	0	0	0									Zd
size												o2																			

Encoding

FMUL <Zd>.D, <Zn>.D, <Zm>.D[<imm>]

Decode for this encoding

```
if !IsFeatureImplemented(FEAT_SVE) && !IsFeatureImplemented(FEAT_SME) then
    EndOfDecode(Decode_UNDEF);
constant integer esize = 64;
constant integer index = UInt(i1);
constant integer n = UInt(Zn);
constant integer m = UInt(Zm);
constant integer d = UInt(Zd);
```

Assembler Symbols

<Zd>	Is the name of the destination scalable vector register, encoded in the "Zd" field.
<Zn>	Is the name of the first source scalable vector register, encoded in the "Zn" field.
<Zm>	For the "Half-precision" and "Single-precision" variants: is the name of the second source scalable vector register Z0-Z7, encoded in the "Zm" field. For the "Double-precision" variant: is the name of the second source scalable vector register Z0-Z15, encoded in the "Zm" field.
<imm>	For the "Half-precision" variant: is the immediate index, in the range 0 to 7, encoded in the "i3h:i3l" fields. For the "Single-precision" variant: is the immediate index, in the range 0 to 3, encoded in the "i2" field. For the "Double-precision" variant: is the immediate index, in the range 0 to 1, encoded in the "i1" field.

Operation

```
CheckSVEEnabled();
constant integer VL = CurrentVL;
constant integer elements = VL DIV esize;
constant integer eltspersegment = 128 DIV esize;
constant bits(VL) op1 = Z[n, VL];
constant bits(VL) op2 = Z[m, VL];
bits(VL) result;

for e = 0 to elements-1
    constant integer segmentbase = e - (e MOD eltspersegment);
    constant integer s = segmentbase + index;
    constant bits(esize) elem2 = Elem[op2, s, esize];
    constant bits(esize) elem1 = Elem[op1, e, esize];
    Elem[result, e, esize] = FPMul(elem1, elem2, FPCR);

Z[d, VL] = result;
```

Internal version only: aarchmrs v2025-03_rel, pseudocode v2025-03_rel ; Build timestamp: 2025-03-21T17:41

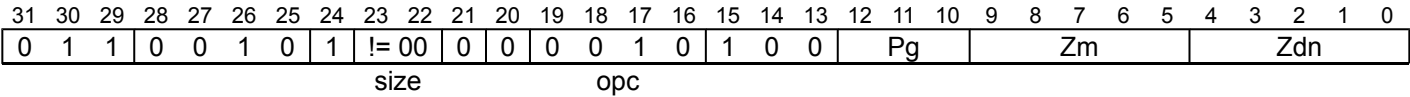
Copyright © 2010-2025 Arm Limited or its affiliates. All rights reserved. This document is Non-Confidential.

FMUL (vectors, predicated)

Floating-point multiply vectors (predicated)

Multiply active floating-point elements of the first source vector by corresponding floating-point elements of the second source vector and destructively place the results in the corresponding elements of the first source vector. Inactive elements in the destination vector register remain unmodified.

SVE (FEAT_SVE || FEAT_SME)



Encoding

FMUL <Zdn>.<T>, <Pg>/M, <Zdn>.<T>, <Zm>.<T>

Decode for this encoding

```
if !IsFeatureImplemented(FEAT_SVE) && !IsFeatureImplemented(FEAT_SME) then
    EndOfDecode(Decode_UNDEF);
constant integer esize = 8 << UInt(size);

constant integer g = UInt(Pg);
constant integer dn = UInt(Zdn);
constant integer m = UInt(Zm);
```

Assembler Symbols

<Zdn> Is the name of the first source and destination scalable vector register, encoded in the "Zdn" field.

<T> Is the size specifier, encoded in “size”:

size	<T>
01	H
10	S
11	D

<Pg> Is the name of the governing scalable predicate register P0-P7, encoded in the "Pg" field.

<Zm> Is the name of the second source scalable vector register, encoded in the "Zm" field.

Operation

```
CheckSVEEnabled();
constant integer VL = CurrentVL;
constant integer PL = VL DIV 8;
constant integer elements = VL DIV esize;
constant bits(PL) mask = P[g, PL];
constant bits(VL) operand1 = Z[dn, VL];
constant bits(VL) operand2 = if AnyActiveElement(mask, esize) then Z[m, VL] else Zeros(VL);
bits(VL) result;

for e = 0 to elements-1
    constant bits(esize) element1 = Elem[operand1, e, esize];
    if ActivePredicateElement(mask, e, esize) then
        constant bits(esize) element2 = Elem[operand2, e, esize];
        Elem[result, e, esize] = FPMul(element1, element2, FPCR);
    else
        Elem[result, e, esize] = element1;

Z[dn, VL] = result;
```

Operational information

This instruction might be immediately preceded in program order by a MOVPRFX instruction. The MOVPRFX must conform to all of the following requirements, otherwise the behavior of the MOVPRFX and this instruction is CONSTRAINED UNPREDICTABLE:

- The MOVPRFX can be predicated or unpredicated.
- A predicated MOVPRFX must use the same governing predicate register as this instruction.
- A predicated MOVPRFX must use the larger of the destination element size and first source element size in the preferred disassembly of this instruction.
- The MOVPRFX must specify the same destination register as this instruction.
- The destination register must not refer to architectural register state referenced by any other source operand register of this instruction.

Internal version only: aarchmrs v2025-03_rel, pseudocode v2025-03_rel ; Build timestamp: 2025-03-21T17:41

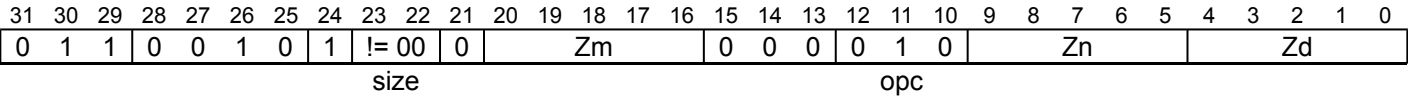
Copyright © 2010-2025 Arm Limited or its affiliates. All rights reserved. This document is Non-Confidential.

FMUL (vectors, unpredicated)

Floating-point multiply vectors (unpredicated)

Multiply all elements of the first source vector by corresponding floating-point elements of the second source vector and place the results in the corresponding elements of the destination vector. This instruction is unpredicated.

SVE
(FEAT_SVE || FEAT_SME)



Encoding

FMUL <Zd>.<T>, <Zn>.<T>, <Zm>.<T>

Decode for this encoding

```
if !IsFeatureImplemented(FEAT_SVE) && !IsFeatureImplemented(FEAT_SME) then
    EndOfDecode(Decode_UNDEF);
constant integer esize = 8 << UInt(size);
constant integer n = UInt(Zn);
constant integer m = UInt(Zm);
constant integer d = UInt(Zd);
```

Assembler Symbols

<Zd> Is the name of the destination scalable vector register, encoded in the "Zd" field.

<T> Is the size specifier, encoded in "size":

size	<T>
01	H
10	S
11	D

<Zn> Is the name of the first source scalable vector register, encoded in the "Zn" field.

<Zm> Is the name of the second source scalable vector register, encoded in the "Zm" field.

Operation

```
CheckSVEEnabled();
constant integer VL = CurrentVL;
constant integer elements = VL DIV esize;
constant bits(VL) operand1 = Z[n, VL];
constant bits(VL) operand2 = Z[m, VL];
bits(VL) result;

for e = 0 to elements-1
    constant bits(esize) element1 = Elem[operand1, e, esize];
    constant bits(esize) element2 = Elem[operand2, e, esize];
    Elem[result, e, esize] = FPMul(element1, element2, FPCR);

Z[d, VL] = result;
```

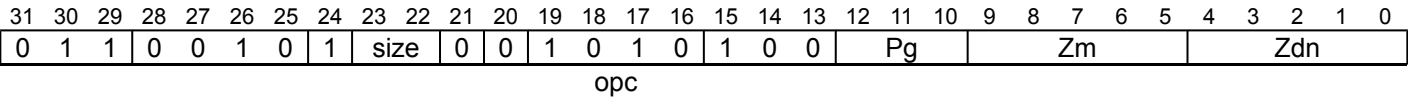
FMULX

Floating-point multiply-extended vectors (predicated)

Multiply active floating-point elements of the first source vector by corresponding floating-point elements of the second source vector except that $\infty \times 0.0$ gives 2.0 instead of NaN, and destructively place the results in the corresponding elements of the first source vector. Inactive elements in the destination vector register remain unmodified.

The instruction can be used with FRECPX to safely convert arbitrary elements in mathematical vector space to unit vectors or direction vectors with length 1.

SVE
(FEAT_SVE || FEAT_SME)



Encoding

FMULX <Zdn>.<T>, <Pg>/M, <Zdn>.<T>, <Zm>.<T>

Decode for this encoding

```
if !IsFeatureImplemented(FEAT_SVE) && !IsFeatureImplemented(FEAT_SME) then
    EndOfDecode(Decode_UNDEF);
if size == '00' then EndOfDecode(Decode_UNDEF);
constant integer esize = 8 << UInt(size);

constant integer g = UInt(Pg);
constant integer dn = UInt(Zdn);
constant integer m = UInt(Zm);
```

Assembler Symbols

<Zdn> Is the name of the first source and destination scalable vector register, encoded in the "Zdn" field.

<T> Is the size specifier, encoded in "size":

size	<T>
00	RESERVED
01	H
10	S
11	D

<Pg> Is the name of the governing scalable predicate register P0-P7, encoded in the "Pg" field.

<Zm> Is the name of the second source scalable vector register, encoded in the "Zm" field.

Operation

```
CheckSVEEnabled();
constant integer VL = CurrentVL;
constant integer PL = VL DIV 8;
constant integer elements = VL DIV esize;
constant bits(PL) mask = P[g, PL];
constant bits(VL) operand1 = Z[dn, VL];
constant bits(VL) operand2 = if AnyActiveElement(mask, esize) then Z[m, VL] else Zeros(VL);
bits(VL) result;

for e = 0 to elements-1
    constant bits(esize) element1 = Elem[operand1, e, esize];
    if ActivePredicateElement(mask, e, esize) then
        constant bits(esize) element2 = Elem[operand2, e, esize];
        Elem[result, e, esize] = FPMulX(element1, element2, FPCR);
    else
        Elem[result, e, esize] = element1;

Z[dn, VL] = result;
```

Operational information

This instruction might be immediately preceded in program order by a MOVPRFX instruction. The MOVPRFX must conform to all of the following requirements, otherwise the behavior of the MOVPRFX and this instruction is CONSTRAINED UNPREDICTABLE:

- The MOVPRFX can be predicated or unpredicated.
- A predicated MOVPRFX must use the same governing predicate register as this instruction.
- A predicated MOVPRFX must use the larger of the destination element size and first source element size in the preferred disassembly of this instruction.
- The MOVPRFX must specify the same destination register as this instruction.
- The destination register must not refer to architectural register state referenced by any other source operand register of this instruction.

Internal version only: aarchmrs v2025-03_rel, pseudocode v2025-03_rel ; Build timestamp: 2025-03-21T17:41

Copyright © 2010-2025 Arm Limited or its affiliates. All rights reserved. This document is Non-Confidential.

FNEG

Floating-point negate (predicated)

Negate each active floating-point element of the source vector, and place the results in the corresponding elements of the destination vector. This inverts the sign bit and cannot signal a floating-point exception. Inactive elements in the destination vector register remain unmodified or are set to zero, depending on whether merging or zeroing predication is selected.
It has encodings from 2 classes: [Merging](#) and [Zeroing](#)

Merging
(FEAT_SVE || FEAT_SME)

31	30	29	28	27	26	25	24	23	22	21	20	19	18	17	16	15	14	13	12	11	10	9	8	7	6	5	4	3	2	1	0
0	0	0	0	0	1	0	0	size	0	1	1	1	0	1	1	0	1	Pg			Zn					Zd					
M											opc																				

Encoding

FNEG <Zd>.<T>, <Pg>/M, <Zn>.<T>

Decode for this encoding

```
if !IsFeatureImplemented(FEAT_SVE) && !IsFeatureImplemented(FEAT_SME) then
    EndOfDecode(Decode_UNDEF);
if size == '00' then EndOfDecode(Decode_UNDEF);
constant integer esize = 8 << UInt(size);
constant integer g = UInt(Pg);
constant integer n = UInt(Zn);
constant integer d = UInt(Zd);
constant boolean merging = TRUE;
```

Zeroing
(FEAT_SVE2p2 || FEAT_SME2p2)

31	30	29	28	27	26	25	24	23	22	21	20	19	18	17	16	15	14	13	12	11	10	9	8	7	6	5	4	3	2	1	0
0	0	0	0	0	1	0	0	size	0	0	1	1	0	1	1	0	1	Pg			Zn					Zd					
M											opc																				

Encoding

FNEG <Zd>.<T>, <Pg>/Z, <Zn>.<T>

Decode for this encoding

```
if !IsFeatureImplemented(FEAT_SVE2p2) && !IsFeatureImplemented(FEAT_SME2p2) then
    EndOfDecode(Decode_UNDEF);
if size == '00' then EndOfDecode(Decode_UNDEF);
constant integer esize = 8 << UInt(size);
constant integer g = UInt(Pg);
constant integer n = UInt(Zn);
constant integer d = UInt(Zd);
constant boolean merging = FALSE;
```

Assembler Symbols

- <Zd> Is the name of the destination scalable vector register, encoded in the "Zd" field.
- <T> Is the size specifier, encoded in “size”:

size	<T>
00	RESERVED
01	H
10	S
11	D

<Pg> Is the name of the governing scalable predicate register P0-P7, encoded in the "Pg" field.

<Zn> Is the name of the source scalable vector register, encoded in the "Zn" field.

Operation

```

CheckSVEEnabled();
constant integer VL = CurrentVL;
constant integer PL = VL DIV 8;
constant integer elements = VL DIV esize;
constant bits(PL) mask = P[g, PL];
constant bits(VL) operand = if AnyActiveElement(mask, esize) then Z[n, VL] else Zeros(VL);
bits(VL) result = if merging then Z[d, VL] else Zeros(VL);

for e = 0 to elements-1
    if ActivePredicateElement(mask, e, esize) then
        constant bits(esize) element = Elem[operand, e, esize];
        Elem[result, e, esize] = FPNeg(element, FPCR);

Z[d, VL] = result;

```

Operational information

For the "Merging" variant:

The merging variant of this instruction might be immediately preceded in program order by a MOVPRFX instruction. The MOVPRFX must conform to all of the following requirements, otherwise the behavior of the MOVPRFX and the merging variant of this instruction is CONSTRAINED

UNPREDICTABLE:

- The MOVPRFX can be predicated or unpredicated.
- A predicated MOVPRFX must use the same governing predicate register as the merging variant this instruction.
- A predicated MOVPRFX must use the larger of the destination element size and first source element size in the preferred disassembly of the merging variant of this instruction.
- The MOVPRFX must specify the same destination register as the merging variant of this instruction.
- The destination register must not refer to architectural register state referenced by any other source operand register of the merging variant of this instruction.

Internal version only: aarchmrs v2025-03_rel, pseudocode v2025-03_rel ; Build timestamp: 2025-03-21T17:41

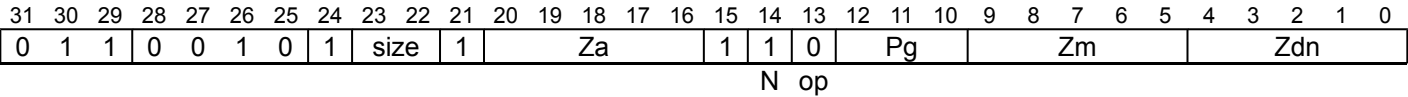
Copyright © 2010-2025 Arm Limited or its affiliates. All rights reserved. This document is Non-Confidential.

FNMAD

Floating-point negated fused multiply-add vectors (predicated), writing multiplicand [$Z_{dn} = -Z_a + -Z_{dn} * Z_m$]

Multiply the corresponding active floating-point elements of the first and second source vectors and add to elements of the third (addend) vector without intermediate rounding. Destructively place the negated results in the destination and first source (multiplicand) vector. Inactive elements in the destination vector register remain unmodified.

SVE
(FEAT_SVE || FEAT_SME)



Encoding

FNMAD <Zdn>.<T>, <Pg>/M, <Zm>.<T>, <Za>.<T>

Decode for this encoding

```
if !IsFeatureImplemented(FEAT_SVE) && !IsFeatureImplemented(FEAT_SME) then
    EndOfDecode(Decode_UNDEF);
if size == '00' then EndOfDecode(Decode_UNDEF);
constant integer esize = 8 << UInt(size);
constant integer g = UInt(Pg);
constant integer dn = UInt(Zdn);
constant integer m = UInt(Zm);
constant integer a = UInt(Za);
constant boolean op1_neg = TRUE;
constant boolean op3_neg = TRUE;
```

Assembler Symbols

<Zdn> Is the name of the first source and destination scalable vector register, encoded in the "Zdn" field.

<T> Is the size specifier, encoded in "size":

size	<T>
00	RESERVED
01	H
10	S
11	D

<Pg> Is the name of the governing scalable predicate register P0-P7, encoded in the "Pg" field.

<Zm> Is the name of the second source scalable vector register, encoded in the "Zm" field.

<Za> Is the name of the third source scalable vector register, encoded in the "Za" field.

Operation

```
CheckSVEEnabled();
constant integer VL = CurrentVL;
constant integer PL = VL DIV 8;
constant integer elements = VL DIV esize;
constant bits(PL) mask = P[g, PL];
constant bits(VL) op1 = Z[dn, VL];
constant bits(VL) op2 = if AnyActiveElement(mask, esize) then Z[m, VL] else Zeros(VL);
constant bits(VL) op3 = if AnyActiveElement(mask, esize) then Z[a, VL] else Zeros(VL);
bits(VL) result;

for e = 0 to elements-1
    if ActivePredicateElement(mask, e, esize) then
        constant bits(esize) elem1 = (if op1_neg then FPNeg(Elem[op1, e, esize], FPCR)
                                     else Elem[op1, e, esize]);
        constant bits(esize) elem2 = Elem[op2, e, esize];
        constant bits(esize) elem3 = (if op3_neg then FPNeg(Elem[op3, e, esize], FPCR)
                                     else Elem[op3, e, esize]);

        Elem[result, e, esize] = FPMulAdd(elem3, elem1, elem2, FPCR);
    else
        Elem[result, e, esize] = Elem[op1, e, esize];

Z[dn, VL] = result;
```

Operational information

This instruction might be immediately preceded in program order by a MOVPRFX instruction. The MOVPRFX must conform to all of the following requirements, otherwise the behavior of the MOVPRFX and this instruction is CONSTRAINED UNPREDICTABLE:

- The MOVPRFX can be predicated or unpredicated.
- A predicated MOVPRFX must use the same governing predicate register as this instruction.
- A predicated MOVPRFX must use the larger of the destination element size and first source element size in the preferred disassembly of this instruction.
- The MOVPRFX must specify the same destination register as this instruction.
- The destination register must not refer to architectural register state referenced by any other source operand register of this instruction.

Internal version only: aarchmrs v2025-03_rel, pseudocode v2025-03_rel ; Build timestamp: 2025-03-21T17:41

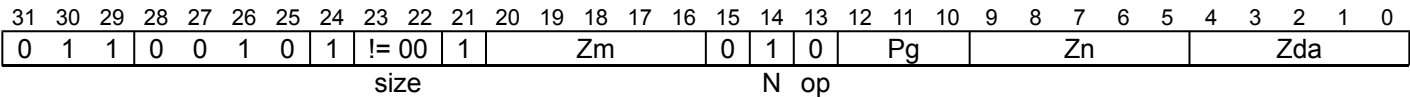
Copyright © 2010-2025 Arm Limited or its affiliates. All rights reserved. This document is Non-Confidential.

FNMLA

Floating-point negated fused multiply-add vectors (predicated), writing addend [$Zda = -Zda + -Zn * Zm$]

Multiply the corresponding active floating-point elements of the first and second source vectors and add to elements of the third source (addend) vector without intermediate rounding. Destructively place the negated results in the destination and third source (addend) vector. Inactive elements in the destination vector register remain unmodified.

SVE
(FEAT_SVE || FEAT_SME)



Encoding

FNMLA <Zda>.<T>, <Pg>/M, <Zn>.<T>, <Zm>.<T>

Decode for this encoding

```
if !IsFeatureImplemented(FEAT_SVE) && !IsFeatureImplemented(FEAT_SME) then
    EndOfDecode(Decode_UNDEF);
if size == '00' then EndOfDecode(Decode_UNDEF);
constant integer esize = 8 << UInt(size);
constant integer g = UInt(Pg);
constant integer n = UInt(Zn);
constant integer m = UInt(Zm);
constant integer da = UInt(Zda);
constant boolean op1_neg = TRUE;
constant boolean op3_neg = TRUE;
```

Assembler Symbols

<Zda> Is the name of the third source and destination scalable vector register, encoded in the "Zda" field.

<T> Is the size specifier, encoded in "size":

size	<T>
01	H
10	S
11	D

<Pg> Is the name of the governing scalable predicate register P0-P7, encoded in the "Pg" field.

<Zn> Is the name of the first source scalable vector register, encoded in the "Zn" field.

<Zm> Is the name of the second source scalable vector register, encoded in the "Zm" field.

Operation

```
CheckSVEEnabled();
constant integer VL = CurrentVL;
constant integer PL = VL DIV 8;
constant integer elements = VL DIV esize;
constant bits(PL) mask = P[g, PL];
constant bits(VL) op1 = if AnyActiveElement(mask, esize) then Z[n, VL] else Zeros(VL);
constant bits(VL) op2 = if AnyActiveElement(mask, esize) then Z[m, VL] else Zeros(VL);
constant bits(VL) op3 = Z[da, VL];
bits(VL) result;

for e = 0 to elements-1
    if ActivePredicateElement(mask, e, esize) then
        constant bits(esize) elem1 = (if op1_neg then FPNeg(Elem[op1, e, esize], FPCR)
                                     else Elem[op1, e, esize]);
        constant bits(esize) elem2 = Elem[op2, e, esize];
        constant bits(esize) elem3 = (if op3_neg then FPNeg(Elem[op3, e, esize], FPCR)
                                     else Elem[op3, e, esize]);

        Elem[result, e, esize] = FPMulAdd(elem3, elem1, elem2, FPCR);
    else
        Elem[result, e, esize] = Elem[op3, e, esize];

Z[da, VL] = result;
```

Operational information

This instruction might be immediately preceded in program order by a MOVPRFX instruction. The MOVPRFX must conform to all of the following requirements, otherwise the behavior of the MOVPRFX and this instruction is CONSTRAINED UNPREDICTABLE:

- The MOVPRFX can be predicated or unpredicated.
- A predicated MOVPRFX must use the same governing predicate register as this instruction.
- A predicated MOVPRFX must use the larger of the destination element size and first source element size in the preferred disassembly of this instruction.
- The MOVPRFX must specify the same destination register as this instruction.
- The destination register must not refer to architectural register state referenced by any other source operand register of this instruction.

Internal version only: aarchmrs v2025-03_rel, pseudocode v2025-03_rel ; Build timestamp: 2025-03-21T17:41

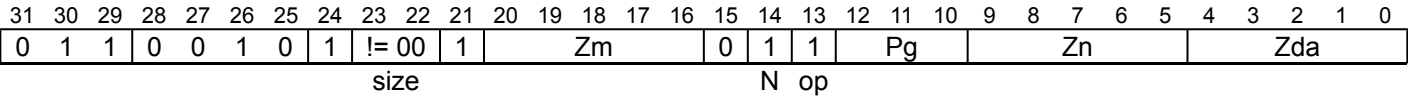
Copyright © 2010-2025 Arm Limited or its affiliates. All rights reserved. This document is Non-Confidential.

FNMLS

Floating-point negated fused multiply-subtract vectors (predicated), writing addend [$Zda = -Zda + Zn * Zm$]

Multiply the corresponding active floating-point elements of the first and second source vectors and subtract from elements of the third source (addend) vector without intermediate rounding. Destructively place the negated results in the destination and third source (addend) vector. Inactive elements in the destination vector register remain unmodified.

SVE
(FEAT_SVE || FEAT_SME)



Encoding

FNMLS <Zda>.<T>, <Pg>/M, <Zn>.<T>, <Zm>.<T>

Decode for this encoding

```
if !IsFeatureImplemented(FEAT_SVE) && !IsFeatureImplemented(FEAT_SME) then
    EndOfDecode(Decode_UNDEF);
if size == '00' then EndOfDecode(Decode_UNDEF);
constant integer esize = 8 << UInt(size);
constant integer g = UInt(Pg);
constant integer n = UInt(Zn);
constant integer m = UInt(Zm);
constant integer da = UInt(Zda);
constant boolean op1_neg = FALSE;
constant boolean op3_neg = TRUE;
```

Assembler Symbols

<Zda> Is the name of the third source and destination scalable vector register, encoded in the "Zda" field.

<T> Is the size specifier, encoded in "size":

size	<T>
01	H
10	S
11	D

<Pg> Is the name of the governing scalable predicate register P0-P7, encoded in the "Pg" field.

<Zn> Is the name of the first source scalable vector register, encoded in the "Zn" field.

<Zm> Is the name of the second source scalable vector register, encoded in the "Zm" field.

Operation

```
CheckSVEEnabled();
constant integer VL = CurrentVL;
constant integer PL = VL DIV 8;
constant integer elements = VL DIV esize;
constant bits(PL) mask = P[g, PL];
constant bits(VL) op1 = if AnyActiveElement(mask, esize) then Z[n, VL] else Zeros(VL);
constant bits(VL) op2 = if AnyActiveElement(mask, esize) then Z[m, VL] else Zeros(VL);
constant bits(VL) op3 = Z[da, VL];
bits(VL) result;

for e = 0 to elements-1
    if ActivePredicateElement(mask, e, esize) then
        constant bits(esize) elem1 = (if op1_neg then FPNeg(Elem[op1, e, esize], FPCR)
                                         else Elem[op1, e, esize]);
        constant bits(esize) elem2 = Elem[op2, e, esize];
        constant bits(esize) elem3 = (if op3_neg then FPNeg(Elem[op3, e, esize], FPCR)
                                         else Elem[op3, e, esize]);

        Elem[result, e, esize] = FPMulAdd(elem3, elem1, elem2, FPCR);
    else
        Elem[result, e, esize] = Elem[op3, e, esize];

Z[da, VL] = result;
```

Operational information

This instruction might be immediately preceded in program order by a MOVPRFX instruction. The MOVPRFX must conform to all of the following requirements, otherwise the behavior of the MOVPRFX and this instruction is CONSTRAINED UNPREDICTABLE:

- The MOVPRFX can be predicated or unpredicated.
- A predicated MOVPRFX must use the same governing predicate register as this instruction.
- A predicated MOVPRFX must use the larger of the destination element size and first source element size in the preferred disassembly of this instruction.
- The MOVPRFX must specify the same destination register as this instruction.
- The destination register must not refer to architectural register state referenced by any other source operand register of this instruction.

Internal version only: aarchmrs v2025-03_rel, pseudocode v2025-03_rel ; Build timestamp: 2025-03-21T17:41

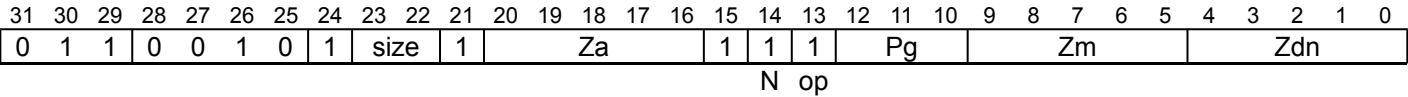
Copyright © 2010-2025 Arm Limited or its affiliates. All rights reserved. This document is Non-Confidential.

FNMSB

Floating-point negated fused multiply-subtract vectors (predicated), writing multiplicand [$Z_{dn} = -Z_a + Z_{dn} * Z_m$]

Multiply the corresponding active floating-point elements of the first and second source vectors and subtract from elements of the third (addend) vector without intermediate rounding. Destructively place the negated results in the destination and first source (multiplicand) vector. Inactive elements in the destination vector register remain unmodified.

SVE
(FEAT_SVE || FEAT_SME)



Encoding

FNMSB <Zdn>.<T>, <Pg>/M, <Zm>.<T>, <Za>.<T>

Decode for this encoding

```
if !IsFeatureImplemented(FEAT_SVE) && !IsFeatureImplemented(FEAT_SME) then
    EndOfDecode(Decode_UNDEF);
if size == '00' then EndOfDecode(Decode_UNDEF);
constant integer esize = 8 << UInt(size);
constant integer g = UInt(Pg);
constant integer dn = UInt(Zdn);
constant integer m = UInt(Zm);
constant integer a = UInt(Za);
constant boolean op1_neg = FALSE;
constant boolean op3_neg = TRUE;
```

Assembler Symbols

<Zdn> Is the name of the first source and destination scalable vector register, encoded in the "Zdn" field.

<T> Is the size specifier, encoded in "size":

Table with 2 columns: size, <T>. Rows: 00 RESERVED, 01 H, 10 S, 11 D.

<Pg> Is the name of the governing scalable predicate register P0-P7, encoded in the "Pg" field.

<Zm> Is the name of the second source scalable vector register, encoded in the "Zm" field.

<Za> Is the name of the third source scalable vector register, encoded in the "Za" field.

Operation

```
CheckSVEEnabled();
constant integer VL = CurrentVL;
constant integer PL = VL DIV 8;
constant integer elements = VL DIV esize;
constant bits(PL) mask = P[g, PL];
constant bits(VL) op1 = Z[dn, VL];
constant bits(VL) op2 = if AnyActiveElement(mask, esize) then Z[m, VL] else Zeros(VL);
constant bits(VL) op3 = if AnyActiveElement(mask, esize) then Z[a, VL] else Zeros(VL);
bits(VL) result;

for e = 0 to elements-1
    if ActivePredicateElement(mask, e, esize) then
        constant bits(esize) elem1 = (if op1_neg then FPNeg(Elem[op1, e, esize], FPCR)
                                         else Elem[op1, e, esize]);
        constant bits(esize) elem2 = Elem[op2, e, esize];
        constant bits(esize) elem3 = (if op3_neg then FPNeg(Elem[op3, e, esize], FPCR)
                                         else Elem[op3, e, esize]);

        Elem[result, e, esize] = FPMulAdd(elem3, elem1, elem2, FPCR);
    else
        Elem[result, e, esize] = Elem[op1, e, esize];

Z[dn, VL] = result;
```

Operational information

This instruction might be immediately preceded in program order by a MOVPRFX instruction. The MOVPRFX must conform to all of the following requirements, otherwise the behavior of the MOVPRFX and this instruction is CONSTRAINED UNPREDICTABLE:

- The MOVPRFX can be predicated or unpredicated.
- A predicated MOVPRFX must use the same governing predicate register as this instruction.
- A predicated MOVPRFX must use the larger of the destination element size and first source element size in the preferred disassembly of this instruction.
- The MOVPRFX must specify the same destination register as this instruction.
- The destination register must not refer to architectural register state referenced by any other source operand register of this instruction.

Internal version only: aarchmrs v2025-03_rel, pseudocode v2025-03_rel ; Build timestamp: 2025-03-21T17:41

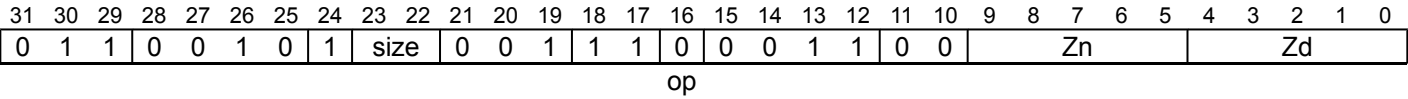
Copyright © 2010-2025 Arm Limited or its affiliates. All rights reserved. This document is Non-Confidential.

FRECPE

Floating-point reciprocal estimate (unpredicated)

Find the approximate reciprocal of each floating-point element of the source vector, and place the results in the corresponding elements of the destination vector. This instruction is unpredicated.

SVE
(FEAT_SVE || FEAT_SME)



Encoding

FRECPE <Zd>.<T>, <Zn>.<T>

Decode for this encoding

```
if !IsFeatureImplemented(FEAT_SVE) && !IsFeatureImplemented(FEAT_SME) then
    EndOfDecode(Decode_UNDEF);
if size == '00' then EndOfDecode(Decode_UNDEF);
constant integer esize = 8 << UInt(size);
constant integer n = UInt(Zn);
constant integer d = UInt(Zd);
```

Assembler Symbols

<Zd> Is the name of the destination scalable vector register, encoded in the "Zd" field.

<T> Is the size specifier, encoded in "size":

Table with 2 columns: size, <T>. Rows: 00 RESERVED, 01 H, 10 S, 11 D.

<Zn> Is the name of the source scalable vector register, encoded in the "Zn" field.

Operation

```
CheckSVEEnabled();
constant integer VL = CurrentVL;
constant integer elements = VL DIV esize;
constant bits(VL) operand = Z[n, VL];
bits(VL) result;

for e = 0 to elements-1
    constant bits(esize) element = Elem[operand, e, esize];
    Elem[result, e, esize] = FPREcipEstimate(element, FPCR);

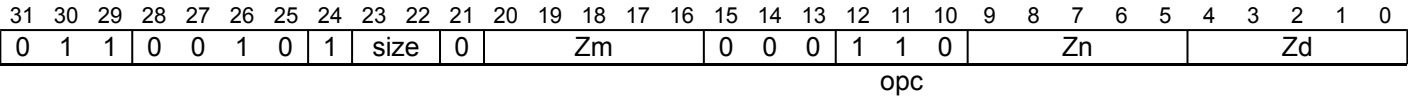
Z[d, VL] = result;
```

FRECPS

Floating-point reciprocal step (unpredicated)

Multiply corresponding floating-point elements of the first and second source vectors, subtract the products from 2.0 without intermediate rounding and place the results in the corresponding elements of the destination vector. This instruction is unpredicated.
This instruction can be used to perform a single Newton-Raphson iteration for calculating the reciprocal of a vector of floating-point values.

SVE
(FEAT_SVE || FEAT_SME)



Encoding

FRECPS <Zd>.<T>, <Zn>.<T>, <Zm>.<T>

Decode for this encoding

```
if !IsFeatureImplemented(FEAT_SVE) && !IsFeatureImplemented(FEAT_SME) then
    EndOfDecode(Decode_UNDEF);
if size == '00' then EndOfDecode(Decode_UNDEF);
constant integer esize = 8 << UInt(size);
constant integer n = UInt(Zn);
constant integer m = UInt(Zm);
constant integer d = UInt(Zd);
```

Assembler Symbols

<Zd> Is the name of the destination scalable vector register, encoded in the "Zd" field.

<T> Is the size specifier, encoded in "size":

size	<T>
00	RESERVED
01	H
10	S
11	D

<Zn> Is the name of the first source scalable vector register, encoded in the "Zn" field.

<Zm> Is the name of the second source scalable vector register, encoded in the "Zm" field.

Operation

```
CheckSVEEnabled();
constant integer VL = CurrentVL;
constant integer elements = VL DIV esize;
constant bits(VL) operand1 = Z[n, VL];
constant bits(VL) operand2 = Z[m, VL];
bits(VL) result;

for e = 0 to elements-1
    constant bits(esize) element1 = Elem[operand1, e, esize];
    constant bits(esize) element2 = Elem[operand2, e, esize];
    Elem[result, e, esize] = FPREcipStepFused(element1, element2, FPCR);

Z[d, VL] = result;
```


FRECPX

Floating-point reciprocal exponent (predicated)

Invert the exponent and zero the fractional part of each active floating-point element of the source vector, and place the results in the corresponding elements of the destination vector. Inactive elements in the destination vector register remain unmodified or are set to zero, depending on whether merging or zeroing predication is selected.

The result of this instruction can be used with FMULX to convert arbitrary elements in mathematical vector space to "unit vectors" or "direction vectors" of length 1.

It has encodings from 2 classes: [Merging](#) and [Zeroing](#)

Merging
(FEAT_SVE || FEAT_SME)

31	30	29	28	27	26	25	24	23	22	21	20	19	18	17	16	15	14	13	12	11	10	9	8	7	6	5	4	3	2	1	0
0	1	1	0	0	1	0	1	size	0	0	1	1	0	0	1	0	1		Pg					Zn					Zd		
opc																															

Encoding

FRECPX <Zd>.<T>, <Pg>/M, <Zn>.<T>

Decode for this encoding

```
if !IsFeatureImplemented(FEAT_SVE) && !IsFeatureImplemented(FEAT_SME) then
    EndOfDecode(Decode_UNDEF);
if size == '00' then EndOfDecode(Decode_UNDEF);
constant integer esize = 8 << UInt(size);
constant integer g = UInt(Pg);
constant integer n = UInt(Zn);
constant integer d = UInt(Zd);
constant boolean merging = TRUE;
```

Zeroing
(FEAT_SVE2p2 || FEAT_SME2p2)

31	30	29	28	27	26	25	24	23	22	21	20	19	18	17	16	15	14	13	12	11	10	9	8	7	6	5	4	3	2	1	0
0	1	1	0	0	1	0	0	size	0	1	1	0	1	1	1	0	0		Pg					Zn					Zd		
opc																															

Encoding

FRECPX <Zd>.<T>, <Pg>/Z, <Zn>.<T>

Decode for this encoding

```
if !IsFeatureImplemented(FEAT_SVE2p2) && !IsFeatureImplemented(FEAT_SME2p2) then
    EndOfDecode(Decode_UNDEF);
if size == '00' then EndOfDecode(Decode_UNDEF);
constant integer esize = 8 << UInt(size);
constant integer g = UInt(Pg);
constant integer n = UInt(Zn);
constant integer d = UInt(Zd);
constant boolean merging = FALSE;
```

Assembler Symbols

<Zd> Is the name of the destination scalable vector register, encoded in the "Zd" field.

<T> Is the size specifier, encoded in “size”:

size	<T>
00	RESERVED
01	H
10	S
11	D

<Pg> Is the name of the governing scalable predicate register P0-P7, encoded in the "Pg" field.

<Zn> Is the name of the source scalable vector register, encoded in the "Zn" field.

Operation

```
CheckSVEEnabled();
constant integer VL = CurrentVL;
constant integer PL = VL DIV 8;
constant integer elements = VL DIV esize;
constant bits(PL) mask = P[g, PL];
constant bits(VL) operand = if AnyActiveElement(mask, esize) then Z[n, VL] else Zeros(VL);
bits(VL) result = if merging then Z[d, VL] else Zeros(VL);

for e = 0 to elements-1
  if ActivePredicateElement(mask, e, esize) then
    constant bits(esize) element = Elem[operand, e, esize];
    Elem[result, e, esize] = FPRecpX(element, FPCR);

Z[d, VL] = result;
```

Operational information

For the "Merging" variant:

The merging variant of this instruction might be immediately preceded in program order by a MOVPRFX instruction. The MOVPRFX must conform to all of the following requirements, otherwise the behavior of the MOVPRFX and the merging variant of this instruction is CONSTRAINED UNPREDICTABLE:

- The MOVPRFX can be predicated or unpredicated.
- A predicated MOVPRFX must use the same governing predicate register as the merging variant this instruction.
- A predicated MOVPRFX must use the larger of the destination element size and first source element size in the preferred disassembly of the merging variant of this instruction.
- The MOVPRFX must specify the same destination register as the merging variant of this instruction.
- The destination register must not refer to architectural register state referenced by any other source operand register of the merging variant of this instruction.

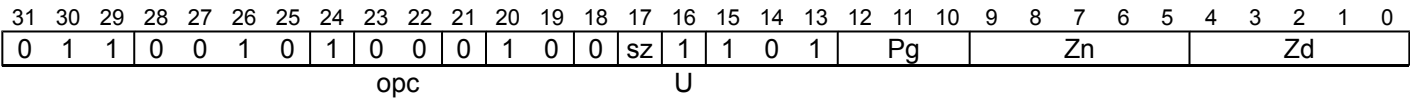
FRINT32X

Floating-point round to 32-bit integer, using current rounding mode (predicated)

Round to integral floating-point values that fit into a 32-bit integer size using the rounding mode that is determined by the FPCR from each active floating-point element of the source vector, and place the results in the corresponding elements of the destination vector.
Inactive elements in the destination vector register remain unmodified or are set to zero, depending on whether merging or zeroing predication is selected.

It has encodings from 2 classes: [Merging](#) and [Zeroing](#)

Merging
(FEAT_SVE2p2 || FEAT_SME2p2)



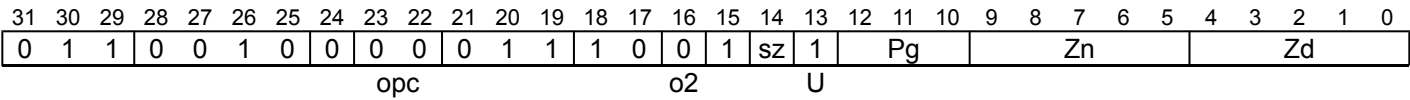
Encoding

FRINT32X <Zd>.<T>, <Pg>/M, <Zn>.<T>

Decode for this encoding

```
if !IsFeatureImplemented(FEAT_SVE2p2) && !IsFeatureImplemented(FEAT_SME2p2) then
    EndOfDecode(Decode_UNDEF);
constant integer esize = 32 << UInt(sz);
constant integer g = UInt(Pg);
constant integer n = UInt(Zn);
constant integer d = UInt(Zd);
constant integer intsize = 32;
constant FPRounding rounding = FPRoundingMode(FPCR);
constant boolean merging = TRUE;
```

Zeroing
(FEAT_SVE2p2 || FEAT_SME2p2)



Encoding

FRINT32X <Zd>.<T>, <Pg>/Z, <Zn>.<T>

Decode for this encoding

```
if !IsFeatureImplemented(FEAT_SVE2p2) && !IsFeatureImplemented(FEAT_SME2p2) then
    EndOfDecode(Decode_UNDEF);
constant integer esize = 32 << UInt(sz);
constant integer g = UInt(Pg);
constant integer n = UInt(Zn);
constant integer d = UInt(Zd);
constant integer intsize = 32;
constant FPRounding rounding = FPRoundingMode(FPCR);
constant boolean merging = FALSE;
```

Assembler Symbols

<Zd> Is the name of the destination scalable vector register, encoded in the "Zd" field.

<T> Is the size specifier, encoded in “sz”:

sz	<T>
0	S
1	D

<Pg> Is the name of the governing scalable predicate register P0-P7, encoded in the "Pg" field.

<Zn> Is the name of the source scalable vector register, encoded in the "Zn" field.

Operation

```
CheckSVEEnabled();
constant integer VL = CurrentVL;
constant integer PL = VL DIV 8;
constant integer elements = VL DIV esize;
constant bits(PL) mask = P[g, PL];
constant bits(VL) operand = if AnyActiveElement(mask, esize) then Z[n, VL] else Zeros(VL);
bits(VL) result = if merging then Z[d, VL] else Zeros(VL);

for e = 0 to elements-1
    if ActivePredicateElement(mask, e, esize) then
        constant bits(esize) element = Elem[operand, e, esize];
        Elem[result, e, esize] = FPRoundIntN(element, FPCR, rounding, intsize);

Z[d, VL] = result;
```

Operational information

For the "Merging" variant:
The merging variant of this instruction might be immediately preceded in program order by a MOVPRFX instruction. The MOVPRFX must conform to all of the following requirements, otherwise the behavior of the MOVPRFX and the merging variant of this instruction is CONSTRAINED UNPREDICTABLE:

- The MOVPRFX can be predicated or unpredicated.
- A predicated MOVPRFX must use the same governing predicate register as the merging variant this instruction.
- A predicated MOVPRFX must use the larger of the destination element size and first source element size in the preferred disassembly of the merging variant of this instruction.
- The MOVPRFX must specify the same destination register as the merging variant of this instruction.
- The destination register must not refer to architectural register state referenced by any other source operand register of the merging variant of this instruction.

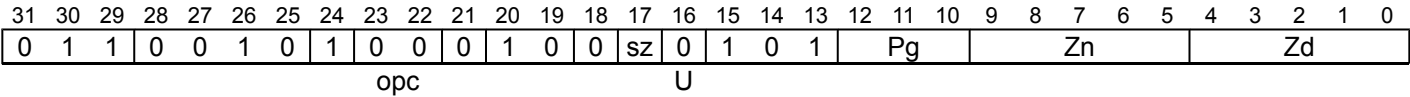
FRINT32Z

Floating-point round to 32-bit integer, toward zero (predicated)

Round to integral floating-point values that fit into a 32-bit integer size using the round towards zero rounding mode from each active floating-point element of the source vector, and place the results in the corresponding elements of the destination vector.
Inactive elements in the destination vector register remain unmodified or are set to zero, depending on whether merging or zeroing predication is selected.

It has encodings from 2 classes: [Merging](#) and [Zeroing](#)

Merging
(FEAT_SVE2p2 || FEAT_SME2p2)



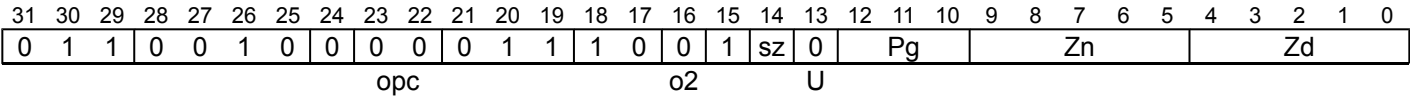
Encoding

FRINT32Z <Zd>.<T>, <Pg>/M, <Zn>.<T>

Decode for this encoding

```
if !IsFeatureImplemented(FEAT_SVE2p2) && !IsFeatureImplemented(FEAT_SME2p2) then
    EndOfDecode(Decode_UNDEF);
constant integer esize = 32 << UInt(sz);
constant integer g = UInt(Pg);
constant integer n = UInt(Zn);
constant integer d = UInt(Zd);
constant integer intsize = 32;
constant FPRounding rounding = FPRounding_ZERO;
constant boolean merging = TRUE;
```

Zeroing
(FEAT_SVE2p2 || FEAT_SME2p2)



Encoding

FRINT32Z <Zd>.<T>, <Pg>/Z, <Zn>.<T>

Decode for this encoding

```
if !IsFeatureImplemented(FEAT_SVE2p2) && !IsFeatureImplemented(FEAT_SME2p2) then
    EndOfDecode(Decode_UNDEF);
constant integer esize = 32 << UInt(sz);
constant integer g = UInt(Pg);
constant integer n = UInt(Zn);
constant integer d = UInt(Zd);
constant integer intsize = 32;
constant FPRounding rounding = FPRounding_ZERO;
constant boolean merging = FALSE;
```

Assembler Symbols

<Zd> Is the name of the destination scalable vector register, encoded in the "Zd" field.

<T> Is the size specifier, encoded in “sz”:

sz	<T>
0	S
1	D

<Pg> Is the name of the governing scalable predicate register P0-P7, encoded in the "Pg" field.

<Zn> Is the name of the source scalable vector register, encoded in the "Zn" field.

Operation

```
CheckSVEEnabled();
constant integer VL = CurrentVL;
constant integer PL = VL DIV 8;
constant integer elements = VL DIV esize;
constant bits(PL) mask = P[g, PL];
constant bits(VL) operand = if AnyActiveElement(mask, esize) then Z[n, VL] else Zeros(VL);
bits(VL) result = if merging then Z[d, VL] else Zeros(VL);

for e = 0 to elements-1
    if ActivePredicateElement(mask, e, esize) then
        constant bits(esize) element = Elem[operand, e, esize];
        Elem[result, e, esize] = FPRoundIntN(element, FPCR, rounding, intsize);

Z[d, VL] = result;
```

Operational information

For the "Merging" variant:

The merging variant of this instruction might be immediately preceded in program order by a MOVPRFX instruction. The MOVPRFX must conform to all of the following requirements, otherwise the behavior of the MOVPRFX and the merging variant of this instruction is CONSTRAINED UNPREDICTABLE:

- The MOVPRFX can be predicated or unpredicated.
- A predicated MOVPRFX must use the same governing predicate register as the merging variant this instruction.
- A predicated MOVPRFX must use the larger of the destination element size and first source element size in the preferred disassembly of the merging variant of this instruction.
- The MOVPRFX must specify the same destination register as the merging variant of this instruction.
- The destination register must not refer to architectural register state referenced by any other source operand register of the merging variant of this instruction.

FRINT64X

Floating-point round to 64-bit integer, using current rounding mode (predicated)

Round to integral floating-point values that fit into a 64-bit integer size using the rounding mode that is determined by the FPCR from each active floating-point element of the source vector, and place the results in the corresponding elements of the destination vector.
Inactive elements in the destination vector register remain unmodified or are set to zero, depending on whether merging or zeroing predication is selected.

It has encodings from 2 classes: [Merging](#) and [Zeroing](#)

Merging
(FEAT_SVE2p2 || FEAT_SME2p2)

31	30	29	28	27	26	25	24	23	22	21	20	19	18	17	16	15	14	13	12	11	10	9	8	7	6	5	4	3	2	1	0
0	1	1	0	0	1	0	1	0	0	0	1	0	1	sz	1	1	0	1	Pg			Zn				Zd					
opc														U																	

Encoding

FRINT64X <Zd>.<T>, <Pg>/M, <Zn>.<T>

Decode for this encoding

```
if !IsFeatureImplemented(FEAT_SVE2p2) && !IsFeatureImplemented(FEAT_SME2p2) then
    EndOfDecode(Decode_UNDEF);
constant integer esize = 32 << UInt(sz);
constant integer g = UInt(Pg);
constant integer n = UInt(Zn);
constant integer d = UInt(Zd);
constant integer intsize = 64;
constant FPRounding rounding = FPRoundingMode(FPCR);
constant boolean merging = TRUE;
```

Zeroing
(FEAT_SVE2p2 || FEAT_SME2p2)

31	30	29	28	27	26	25	24	23	22	21	20	19	18	17	16	15	14	13	12	11	10	9	8	7	6	5	4	3	2	1	0
0	1	1	0	0	1	0	0	0	0	0	1	1	1	0	1	1	sz	1	Pg			Zn				Zd					
opc														o2			U														

Encoding

FRINT64X <Zd>.<T>, <Pg>/Z, <Zn>.<T>

Decode for this encoding

```
if !IsFeatureImplemented(FEAT_SVE2p2) && !IsFeatureImplemented(FEAT_SME2p2) then
    EndOfDecode(Decode_UNDEF);
constant integer esize = 32 << UInt(sz);
constant integer g = UInt(Pg);
constant integer n = UInt(Zn);
constant integer d = UInt(Zd);
constant integer intsize = 64;
constant FPRounding rounding = FPRoundingMode(FPCR);
constant boolean merging = FALSE;
```

Assembler Symbols

<Zd> Is the name of the destination scalable vector register, encoded in the "Zd" field.

<T> Is the size specifier, encoded in “sz”:

sz	<T>
0	S
1	D

<Pg> Is the name of the governing scalable predicate register P0-P7, encoded in the "Pg" field.

<Zn> Is the name of the source scalable vector register, encoded in the "Zn" field.

Operation

```
CheckSVEEnabled();
constant integer VL = CurrentVL;
constant integer PL = VL DIV 8;
constant integer elements = VL DIV esize;
constant bits(PL) mask = P[g, PL];
constant bits(VL) operand = if AnyActiveElement(mask, esize) then Z[n, VL] else Zeros(VL);
bits(VL) result = if merging then Z[d, VL] else Zeros(VL);

for e = 0 to elements-1
    if ActivePredicateElement(mask, e, esize) then
        constant bits(esize) element = Elem[operand, e, esize];
        Elem[result, e, esize] = FPRoundIntN(element, FPCR, rounding, intsize);

Z[d, VL] = result;
```

Operational information

For the "Merging" variant:
The merging variant of this instruction might be immediately preceded in program order by a MOVPRFX instruction. The MOVPRFX must conform to all of the following requirements, otherwise the behavior of the MOVPRFX and the merging variant of this instruction is CONSTRAINED UNPREDICTABLE:

- The MOVPRFX can be predicated or unpredicated.
- A predicated MOVPRFX must use the same governing predicate register as the merging variant this instruction.
- A predicated MOVPRFX must use the larger of the destination element size and first source element size in the preferred disassembly of the merging variant of this instruction.
- The MOVPRFX must specify the same destination register as the merging variant of this instruction.
- The destination register must not refer to architectural register state referenced by any other source operand register of the merging variant of this instruction.

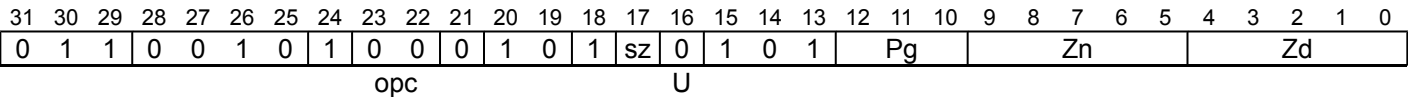
FRINT64Z

Floating-point round to 64-bit integer, toward zero (predicated)

Round to integral floating-point values that fit into a 64-bit integer size using the round towards zero rounding mode from each active floating-point element of the source vector, and place the results in the corresponding elements of the destination vector.
Inactive elements in the destination vector register remain unmodified or are set to zero, depending on whether merging or zeroing predication is selected.

It has encodings from 2 classes: [Merging](#) and [Zeroing](#)

Merging
(FEAT_SVE2p2 || FEAT_SME2p2)



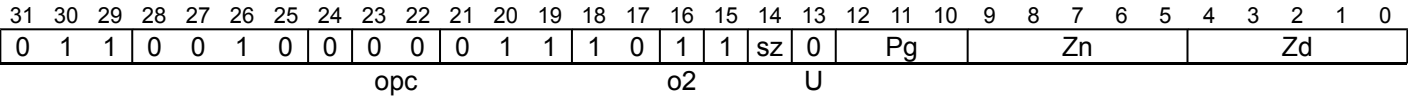
Encoding

FRINT64Z <Zd>.<T>, <Pg>/M, <Zn>.<T>

Decode for this encoding

```
if !IsFeatureImplemented(FEAT_SVE2p2) && !IsFeatureImplemented(FEAT_SME2p2) then
    EndOfDecode(Decode_UNDEF);
constant integer esize = 32 << UInt(sz);
constant integer g = UInt(Pg);
constant integer n = UInt(Zn);
constant integer d = UInt(Zd);
constant integer intsize = 64;
constant FPRounding rounding = FPRounding_ZERO;
constant boolean merging = TRUE;
```

Zeroing
(FEAT_SVE2p2 || FEAT_SME2p2)



Encoding

FRINT64Z <Zd>.<T>, <Pg>/Z, <Zn>.<T>

Decode for this encoding

```
if !IsFeatureImplemented(FEAT_SVE2p2) && !IsFeatureImplemented(FEAT_SME2p2) then
    EndOfDecode(Decode_UNDEF);
constant integer esize = 32 << UInt(sz);
constant integer g = UInt(Pg);
constant integer n = UInt(Zn);
constant integer d = UInt(Zd);
constant integer intsize = 64;
constant FPRounding rounding = FPRounding_ZERO;
constant boolean merging = FALSE;
```

Assembler Symbols

<Zd> Is the name of the destination scalable vector register, encoded in the "Zd" field.

<T> Is the size specifier, encoded in “sz”:

sz	<T>
0	S
1	D

<Pg> Is the name of the governing scalable predicate register P0-P7, encoded in the "Pg" field.

<Zn> Is the name of the source scalable vector register, encoded in the "Zn" field.

Operation

```
CheckSVEEnabled();
constant integer VL = CurrentVL;
constant integer PL = VL DIV 8;
constant integer elements = VL DIV esize;
constant bits(PL) mask = P[g, PL];
constant bits(VL) operand = if AnyActiveElement(mask, esize) then Z[n, VL] else Zeros(VL);
bits(VL) result = if merging then Z[d, VL] else Zeros(VL);

for e = 0 to elements-1
    if ActivePredicateElement(mask, e, esize) then
        constant bits(esize) element = Elem[operand, e, esize];
        Elem[result, e, esize] = FPRoundIntN(element, FPCR, rounding, intsize);

Z[d, VL] = result;
```

Operational information

For the "Merging" variant:
The merging variant of this instruction might be immediately preceded in program order by a MOVPRFX instruction. The MOVPRFX must conform to all of the following requirements, otherwise the behavior of the MOVPRFX and the merging variant of this instruction is CONSTRAINED UNPREDICTABLE:

- The MOVPRFX can be predicated or unpredicated.
- A predicated MOVPRFX must use the same governing predicate register as the merging variant this instruction.
- A predicated MOVPRFX must use the larger of the destination element size and first source element size in the preferred disassembly of the merging variant of this instruction.
- The MOVPRFX must specify the same destination register as the merging variant of this instruction.
- The destination register must not refer to architectural register state referenced by any other source operand register of the merging variant of this instruction.

FRINT<r>

Floating-point round to integral value (predicated)

Round to an integral floating-point value with the specified rounding option from each active floating-point element of the source vector, and place the results in the corresponding elements of the destination vector. Inactive elements in the destination vector register remain unmodified or are set to zero, depending on whether merging or zeroing predication is selected.

- <r>
- Rounding Option
- N

to nearest, with ties to even
- A

to nearest, with ties away from zero
- M

toward minus Infinity
- P

toward plus Infinity
- Z

toward zero
- I

current FPCR rounding mode
- X

current FPCR rounding mode, signalling inexact

It has encodings from 14 classes: [Current mode signalling inexact, merging](#) , [Current mode signalling inexact, zeroing](#) , [Current mode, merging](#) , [Current mode, zeroing](#) , [Nearest with ties to away, merging](#) , [Nearest with ties to away, zeroing](#) , [Nearest with ties to even, merging](#) , [Nearest with ties to even, zeroing](#) , [Toward zero, merging](#) , [Toward zero, zeroing](#) , [Toward minus infinity, merging](#) , [Toward minus infinity, zeroing](#) , [Toward plus infinity, merging](#) and [Toward plus infinity, zeroing](#)

Current mode signalling inexact, merging
(FEAT_SVE || FEAT_SME)

31	30	29	28	27	26	25	24	23	22	21	20	19	18	17	16	15	14	13	12	11	10	9	8	7	6	5	4	3	2	1	0
0	1	1	0	0	1	0	1	size	0	0	0	1	1	0	1	0	1	Pg			Zn			Zd							
opc																															

Encoding

FRINTX <Zd>.<T>, <Pg>/M, <Zn>.<T>

Decode for this encoding

```
if !IsFeatureImplemented(FEAT_SVE) && !IsFeatureImplemented(FEAT_SME) then
    EndOfDecode(Decode_UNDEF);
if size == '00' then EndOfDecode(Decode_UNDEF);
constant integer esize = 8 << UInt(size);
constant integer g = UInt(Pg);
constant integer n = UInt(Zn);
constant integer d = UInt(Zd);
constant boolean exact = TRUE;
constant FPRounding rounding = FPRoundingMode(FPCR);
constant boolean merging = TRUE;
```

Current mode signalling inexact, zeroing
(FEAT_SVE2p2 || FEAT_SME2p2)

31	30	29	28	27	26	25	24	23	22	21	20	19	18	17	16	15	14	13	12	11	10	9	8	7	6	5	4	3	2	1	0
0	1	1	0	0	1	0	0	size	0	1	1	0	0	1	1	1	0	Pg			Zn				Zd						
op																opc2															

Encoding

FRINTX <Zd>.<T>, <Pg>/Z, <Zn>.<T>

Decode for this encoding

```
if !IsFeatureImplemented(FEAT_SVE2p2) && !IsFeatureImplemented(FEAT_SME2p2) then
    EndOfDecode(Decode_UNDEF);
if size == '00' then EndOfDecode(Decode_UNDEF);
constant integer esize = 8 << UInt(size);
constant integer g = UInt(Pg);
constant integer n = UInt(Zn);
constant integer d = UInt(Zd);
constant boolean exact = TRUE;
constant FPRounding rounding = FPRoundingMode(FPCR);
constant boolean merging = FALSE;
```

Current mode, merging
(FEAT_SVE || FEAT_SME)

31	30	29	28	27	26	25	24	23	22	21	20	19	18	17	16	15	14	13	12	11	10	9	8	7	6	5	4	3	2	1	0
0	1	1	0	0	1	0	1	size	0	0	0	1	1	1	1	0	1	Pg			Zn			Zd							
opc																															

Encoding

FRINTI <Zd>.<T>, <Pg>/M, <Zn>.<T>

Decode for this encoding

```
if !IsFeatureImplemented(FEAT_SVE) && !IsFeatureImplemented(FEAT_SME) then
    EndOfDecode(Decode_UNDEF);
if size == '00' then EndOfDecode(Decode_UNDEF);
constant integer esize = 8 << UInt(size);
constant integer g = UInt(Pg);
constant integer n = UInt(Zn);
constant integer d = UInt(Zd);
constant boolean exact = FALSE;
constant FPRounding rounding = FPRoundingMode(FPCR);
constant boolean merging = TRUE;
```

Current mode, zeroing
(FEAT_SVE2p2 || FEAT_SME2p2)

31	30	29	28	27	26	25	24	23	22	21	20	19	18	17	16	15	14	13	12	11	10	9	8	7	6	5	4	3	2	1	0
0	1	1	0	0	1	0	0	size	0	1	1	0	0	1	1	1	1	Pg			Zn			Zd							
op																opc2															

Encoding

FRINTI <Zd>.<T>, <Pg>/Z, <Zn>.<T>

Decode for this encoding

```
if !IsFeatureImplemented(FEAT_SVE2p2) && !IsFeatureImplemented(FEAT_SME2p2) then
    EndOfDecode(Decode_UNDEF);
if size == '00' then EndOfDecode(Decode_UNDEF);
constant integer esize = 8 << UInt(size);
constant integer g = UInt(Pg);
constant integer n = UInt(Zn);
constant integer d = UInt(Zd);
constant boolean exact = FALSE;
constant FPRounding rounding = FPRoundingMode(FPCR);
constant boolean merging = FALSE;
```

Nearest with ties to away, merging
(FEAT_SVE || FEAT_SME)

31	30	29	28	27	26	25	24	23	22	21	20	19	18	17	16	15	14	13	12	11	10	9	8	7	6	5	4	3	2	1	0
0	1	1	0	0	1	0	1	size	0	0	0	1	0	0	1	0	1	Pg			Zn			Zd							
opc																															

Encoding

FRINTA <Zd>.<T>, <Pg>/M, <Zn>.<T>

Decode for this encoding

```
if !IsFeatureImplemented(FEAT_SVE) && !IsFeatureImplemented(FEAT_SME) then
    EndOfDecode(Decode_UNDEF);
if size == '00' then EndOfDecode(Decode_UNDEF);
constant integer esize = 8 << UInt(size);
constant integer g = UInt(Pg);
constant integer n = UInt(Zn);
constant integer d = UInt(Zd);
constant boolean exact = FALSE;
constant FPRounding rounding = FPRounding_TIEAWAY;
constant boolean merging = TRUE;
```

Nearest with ties to away, zeroing
(FEAT_SVE2p2 || FEAT_SME2p2)

31	30	29	28	27	26	25	24	23	22	21	20	19	18	17	16	15	14	13	12	11	10	9	8	7	6	5	4	3	2	1	0
0	1	1	0	0	1	0	0	size	0	1	1	0	0	1	1	0	0	Pg			Zn			Zd							
op												opc2																			

Encoding

FRINTA <Zd>.<T>, <Pg>/Z, <Zn>.<T>

Decode for this encoding

```
if !IsFeatureImplemented(FEAT_SVE2p2) && !IsFeatureImplemented(FEAT_SME2p2) then
    EndOfDecode(Decode_UNDEF);
if size == '00' then EndOfDecode(Decode_UNDEF);
constant integer esize = 8 << UInt(size);
constant integer g = UInt(Pg);
constant integer n = UInt(Zn);
constant integer d = UInt(Zd);
constant boolean exact = FALSE;
constant FPRounding rounding = FPRounding_TIEAWAY;
constant boolean merging = FALSE;
```

Nearest with ties to even, merging
(FEAT_SVE || FEAT_SME)

31	30	29	28	27	26	25	24	23	22	21	20	19	18	17	16	15	14	13	12	11	10	9	8	7	6	5	4	3	2	1	0
0	1	1	0	0	1	0	1	size	0	0	0	0	0	0	1	0	1	Pg			Zn			Zd							
opc																															

Encoding

FRINTN <Zd>.<T>, <Pg>/M, <Zn>.<T>

Decode for this encoding

```
if !IsFeatureImplemented(FEAT_SVE) && !IsFeatureImplemented(FEAT_SME) then
    EndOfDecode(Decode_UNDEF);
if size == '00' then EndOfDecode(Decode_UNDEF);
constant integer esize = 8 << UInt(size);
constant integer g = UInt(Pg);
constant integer n = UInt(Zn);
constant integer d = UInt(Zd);
constant boolean exact = FALSE;
constant FPRounding rounding = FPRounding_TIEEVEN;
constant boolean merging = TRUE;
```

Nearest with ties to even, zeroing
(FEAT_SVE2p2 || FEAT_SME2p2)

31	30	29	28	27	26	25	24	23	22	21	20	19	18	17	16	15	14	13	12	11	10	9	8	7	6	5	4	3	2	1	0
0	1	1	0	0	1	0	0	size	0	1	1	0	0	0	1	0	0	Pg			Zn			Zd							
op																opc2															

Encoding

FRINTN <Zd>.<T>, <Pg>/Z, <Zn>.<T>

Decode for this encoding

```
if !IsFeatureImplemented(FEAT_SVE2p2) && !IsFeatureImplemented(FEAT_SME2p2) then
    EndOfDecode(Decode_UNDEF);
if size == '00' then EndOfDecode(Decode_UNDEF);
constant integer esize = 8 << UInt(size);
constant integer g = UInt(Pg);
constant integer n = UInt(Zn);
constant integer d = UInt(Zd);
constant boolean exact = FALSE;
constant FPRounding rounding = FPRounding_TIEEVEN;
constant boolean merging = FALSE;
```

Toward zero, merging
(FEAT_SVE || FEAT_SME)

31	30	29	28	27	26	25	24	23	22	21	20	19	18	17	16	15	14	13	12	11	10	9	8	7	6	5	4	3	2	1	0
0	1	1	0	0	1	0	1	size	0	0	0	0	1	1	1	0	1	Pg			Zn			Zd							
opc																															

Encoding

FRINTZ <Zd>.<T>, <Pg>/M, <Zn>.<T>

Decode for this encoding

```
if !IsFeatureImplemented(FEAT_SVE) && !IsFeatureImplemented(FEAT_SME) then
    EndOfDecode(Decode_UNDEF);
if size == '00' then EndOfDecode(Decode_UNDEF);
constant integer esize = 8 << UInt(size);
constant integer g = UInt(Pg);
constant integer n = UInt(Zn);
constant integer d = UInt(Zd);
constant boolean exact = FALSE;
constant FPRounding rounding = FPRounding_ZERO;
constant boolean merging = TRUE;
```

Toward zero, zeroing
(FEAT_SVE2p2 || FEAT_SME2p2)

31	30	29	28	27	26	25	24	23	22	21	20	19	18	17	16	15	14	13	12	11	10	9	8	7	6	5	4	3	2	1	0
0	1	1	0	0	1	0	0	size	0	1	1	0	0	0	1	1	1	Pg			Zn			Zd							
op																opc2															

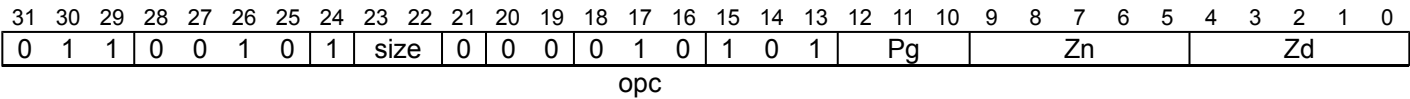
Encoding

FRINTZ <Zd>.<T>, <Pg>/Z, <Zn>.<T>

Decode for this encoding

```
if !IsFeatureImplemented(FEAT_SVE2p2) && !IsFeatureImplemented(FEAT_SME2p2) then
    EndOfDecode(Decode_UNDEF);
if size == '00' then EndOfDecode(Decode_UNDEF);
constant integer esize = 8 << UInt(size);
constant integer g = UInt(Pg);
constant integer n = UInt(Zn);
constant integer d = UInt(Zd);
constant boolean exact = FALSE;
constant FPRounding rounding = FPRounding_ZERO;
constant boolean merging = FALSE;
```

Toward minus infinity, merging
(FEAT_SVE || FEAT_SME)



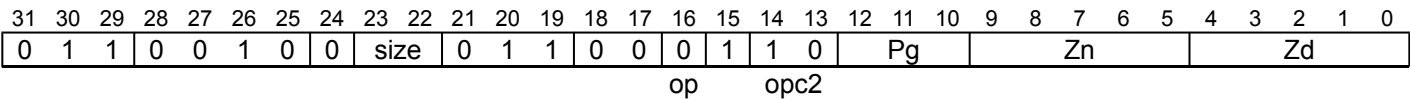
Encoding

FRINTM <Zd>.<T>, <Pg>/M, <Zn>.<T>

Decode for this encoding

```
if !IsFeatureImplemented(FEAT_SVE) && !IsFeatureImplemented(FEAT_SME) then
    EndOfDecode(Decode_UNDEF);
if size == '00' then EndOfDecode(Decode_UNDEF);
constant integer esize = 8 << UInt(size);
constant integer g = UInt(Pg);
constant integer n = UInt(Zn);
constant integer d = UInt(Zd);
constant boolean exact = FALSE;
constant FPRounding rounding = FPRounding_NEGINF;
constant boolean merging = TRUE;
```

Toward minus infinity, zeroing
(FEAT_SVE2p2 || FEAT_SME2p2)



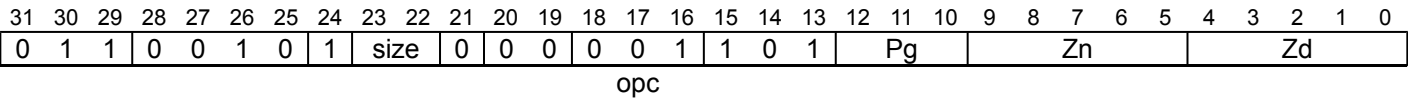
Encoding

FRINTM <Zd>.<T>, <Pg>/Z, <Zn>.<T>

Decode for this encoding

```
if !IsFeatureImplemented(FEAT_SVE2p2) && !IsFeatureImplemented(FEAT_SME2p2) then
    EndOfDecode(Decode_UNDEF);
if size == '00' then EndOfDecode(Decode_UNDEF);
constant integer esize = 8 << UInt(size);
constant integer g = UInt(Pg);
constant integer n = UInt(Zn);
constant integer d = UInt(Zd);
constant boolean exact = FALSE;
constant FPRounding rounding = FPRounding_NEGINF;
constant boolean merging = FALSE;
```

Toward plus infinity, merging
(FEAT_SVE || FEAT_SME)



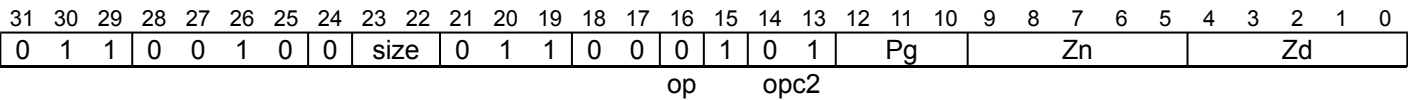
Encoding

FRINTP <Zd>.<T>, <Pg>/M, <Zn>.<T>

Decode for this encoding

```
if !IsFeatureImplemented(FEAT_SVE) && !IsFeatureImplemented(FEAT_SME) then
    EndOfDecode(Decode_UNDEF);
if size == '00' then EndOfDecode(Decode_UNDEF);
constant integer esize = 8 << UInt(size);
constant integer g = UInt(Pg);
constant integer n = UInt(Zn);
constant integer d = UInt(Zd);
constant boolean exact = FALSE;
constant FPRounding rounding = FPRounding_POSINF;
constant boolean merging = TRUE;
```

Toward plus infinity, zeroing
(FEAT_SVE2p2 || FEAT_SME2p2)



Encoding

```
FRINTP <Zd>.<T>, <Pg>/Z, <Zn>.<T>
```

Decode for this encoding

```
if !IsFeatureImplemented(FEAT_SVE2p2) && !IsFeatureImplemented(FEAT_SME2p2) then
    EndOfDecode(Decode_UNDEF);
if size == '00' then EndOfDecode(Decode_UNDEF);
constant integer esize = 8 << UInt(size);
constant integer g = UInt(Pg);
constant integer n = UInt(Zn);
constant integer d = UInt(Zd);
constant boolean exact = FALSE;
constant FPRounding rounding = FPRounding_POSINF;
constant boolean merging = FALSE;
```

Assembler Symbols

<Zd> Is the name of the destination scalable vector register, encoded in the "Zd" field.

<T> Is the size specifier, encoded in “size”:

size	<T>
00	RESERVED
01	H
10	S
11	D

<Pg> Is the name of the governing scalable predicate register P0-P7, encoded in the "Pg" field.

<Zn> Is the name of the source scalable vector register, encoded in the "Zn" field.

Operation

```
CheckSVEEnabled();
constant integer VL = CurrentVL;
constant integer PL = VL DIV 8;
constant integer elements = VL DIV esize;
constant bits(PL) mask = P[g, PL];
constant bits(VL) operand = if AnyActiveElement(mask, esize) then Z[n, VL] else Zeros(VL);
bits(VL) result = if merging then Z[d, VL] else Zeros(VL);

for e = 0 to elements-1
    if ActivePredicateElement(mask, e, esize) then
        constant bits(esize) element = Elem[operand, e, esize];
        Elem[result, e, esize] = FPRoundInt(element, FPCR, rounding, exact);

Z[d, VL] = result;
```

Operational information

For the "Current mode signalling inexact, merging" , "Current mode, merging" , "Nearest with ties to away, merging" , "Nearest with ties to even, merging" , "Toward zero, merging" , "Toward minus infinity, merging" , "Toward plus infinity, merging" variants:
The merging variant of this instruction might be immediately preceded in program order by a MOVPRFX instruction. The MOVPRFX must conform to all of the following requirements, otherwise the behavior of the MOVPRFX and the merging variant of this instruction is CONSTRAINED UNPREDICTABLE:

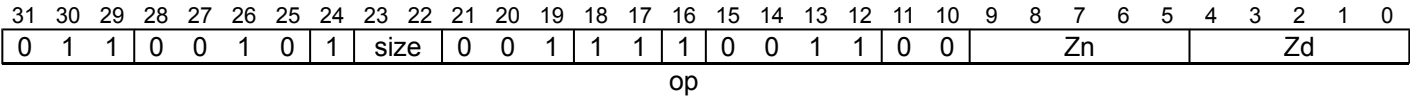
- The MOVPRFX can be predicated or unpredicated.
- A predicated MOVPRFX must use the same governing predicate register as the merging variant this instruction.
- A predicated MOVPRFX must use the larger of the destination element size and first source element size in the preferred disassembly of the merging variant of this instruction.
- The MOVPRFX must specify the same destination register as the merging variant of this instruction.
- The destination register must not refer to architectural register state referenced by any other source operand register of the merging variant of this instruction.

FRSQRTE

Floating-point reciprocal square root estimate (unpredicated)

Find the approximate reciprocal square root of each active floating-point element of the source vector, and place the results in the corresponding elements of the destination vector. This instruction is unpredicated.

SVE
(FEAT_SVE || FEAT_SME)



Encoding

FRSQRTE <Zd>.<T>, <Zn>.<T>

Decode for this encoding

```
if !IsFeatureImplemented(FEAT_SVE) && !IsFeatureImplemented(FEAT_SME) then
    EndOfDecode(Decode_UNDEF);
if size == '00' then EndOfDecode(Decode_UNDEF);
constant integer esize = 8 << UInt(size);
constant integer n = UInt(Zn);
constant integer d = UInt(Zd);
```

Assembler Symbols

<Zd> Is the name of the destination scalable vector register, encoded in the "Zd" field.

<T> Is the size specifier, encoded in "size":

size	<T>
00	RESERVED
01	H
10	S
11	D

<Zn> Is the name of the source scalable vector register, encoded in the "Zn" field.

Operation

```
CheckSVEEnabled();
constant integer VL = CurrentVL;
constant integer elements = VL DIV esize;
constant bits(VL) operand = Z[n, VL];
bits(VL) result;

for e = 0 to elements-1
    constant bits(esize) element = Elem[operand, e, esize];
    Elem[result, e, esize] = FPRSqrtEstimate(element, FPCR);

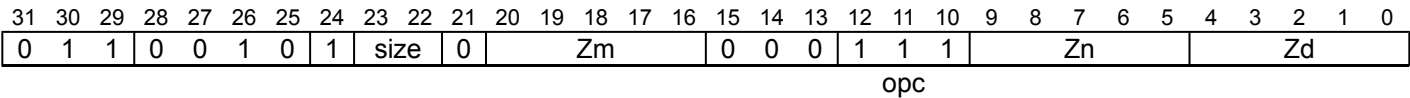
Z[d, VL] = result;
```

FRSQRTS

Floating-point reciprocal square root step (unpredicated)

Multiply corresponding floating-point elements of the first and second source vectors, subtract the products from 3.0 and divide the results by 2.0 without any intermediate rounding and place the results in the corresponding elements of the destination vector. This instruction is unpredicated. This instruction can be used to perform a single Newton-Raphson iteration for calculating the reciprocal square root of a vector of floating-point values.

SVE
(FEAT_SVE || FEAT_SME)



Encoding

FRSQRTS <Zd>.<T>, <Zn>.<T>, <Zm>.<T>

Decode for this encoding

```
if !IsFeatureImplemented(FEAT_SVE) && !IsFeatureImplemented(FEAT_SME) then
    EndOfDecode(Decode_UNDEF);
if size == '00' then EndOfDecode(Decode_UNDEF);
constant integer esize = 8 << UInt(size);
constant integer n = UInt(Zn);
constant integer m = UInt(Zm);
constant integer d = UInt(Zd);
```

Assembler Symbols

<Zd> Is the name of the destination scalable vector register, encoded in the "Zd" field.

<T> Is the size specifier, encoded in "size":

size	<T>
00	RESERVED
01	H
10	S
11	D

<Zn> Is the name of the first source scalable vector register, encoded in the "Zn" field.

<Zm> Is the name of the second source scalable vector register, encoded in the "Zm" field.

Operation

```
CheckSVEEnabled();
constant integer VL = CurrentVL;
constant integer elements = VL DIV esize;
constant bits(VL) operand1 = Z[n, VL];
constant bits(VL) operand2 = Z[m, VL];
bits(VL) result;

for e = 0 to elements-1
    constant bits(esize) element1 = Elem[operand1, e, esize];
    constant bits(esize) element2 = Elem[operand2, e, esize];
    Elem[result, e, esize] = FPRSqrtStepFused(element1, element2, FPCR);

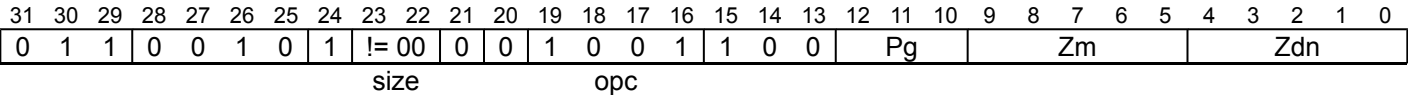
Z[d, VL] = result;
```


FSCALE

Floating-point adjust exponent by vector (predicated)

Multiply the active floating-point elements of the first source vector by 2.0 to the power of the signed integer values in the corresponding elements of the second source vector and destructively place the results in the corresponding elements of the first source vector. Inactive elements in the destination vector register remain unmodified.

SVE
(FEAT_SVE || FEAT_SME)



Encoding

FSCALE <Zdn>.<T>, <Pg>/M, <Zdn>.<T>, <Zm>.<T>

Decode for this encoding

```
if !IsFeatureImplemented(FEAT_SVE) && !IsFeatureImplemented(FEAT_SME) then
    EndOfDecode(Decode_UNDEF);
constant integer esize = 8 << UInt(size);

constant integer g = UInt(Pg);
constant integer dn = UInt(Zdn);
constant integer m = UInt(Zm);
```

Assembler Symbols

<Zdn> Is the name of the first source and destination scalable vector register, encoded in the "Zdn" field.

<T> Is the size specifier, encoded in "size":

size	<T>
01	H
10	S
11	D

<Pg> Is the name of the governing scalable predicate register P0-P7, encoded in the "Pg" field.

<Zm> Is the name of the second source scalable vector register, encoded in the "Zm" field.

Operation

```
CheckSVEEnabled();
constant integer VL = CurrentVL;
constant integer PL = VL DIV 8;
constant integer elements = VL DIV esize;
constant bits(PL) mask = P[g, PL];
constant bits(VL) operand1 = Z[dn, VL];
constant bits(VL) operand2 = if AnyActiveElement(mask, esize) then Z[m, VL] else Zeros(VL);
bits(VL) result;

for e = 0 to elements-1
    constant bits(esize) element1 = Elem[operand1, e, esize];
    if ActivePredicateElement(mask, e, esize) then
        constant integer element2 = SInt(Elem[operand2, e, esize]);
        Elem[result, e, esize] = FPScale(element1, element2, FPCR);
    else
        Elem[result, e, esize] = element1;

Z[dn, VL] = result;
```

Operational information

This instruction might be immediately preceded in program order by a MOVPRFX instruction. The MOVPRFX must conform to all of the following requirements, otherwise the behavior of the MOVPRFX and this instruction is CONSTRAINED UNPREDICTABLE:

- The MOVPRFX can be predicated or unpredicated.
- A predicated MOVPRFX must use the same governing predicate register as this instruction.
- A predicated MOVPRFX must use the larger of the destination element size and first source element size in the preferred disassembly of this instruction.
- The MOVPRFX must specify the same destination register as this instruction.
- The destination register must not refer to architectural register state referenced by any other source operand register of this instruction.

Internal version only: aarchmrs v2025-03_rel, pseudocode v2025-03_rel ; Build timestamp: 2025-03-21T17:41

Copyright © 2010-2025 Arm Limited or its affiliates. All rights reserved. This document is Non-Confidential.

FSQRT

Floating-point square root (predicated)

Calculate the square root of each active floating-point element of the source vector, and place the results in the corresponding elements of the destination vector. Inactive elements in the destination vector register remain unmodified or are set to zero, depending on whether merging or zeroing predication is selected.

It has encodings from 2 classes: [Merging](#) and [Zeroing](#)

Merging (FEAT_SVE || FEAT_SME)

31	30	29	28	27	26	25	24	23	22	21	20	19	18	17	16	15	14	13	12	11	10	9	8	7	6	5	4	3	2	1	0
0	1	1	0	0	1	0	1	size	0	0	1	1	0	1	1	0	1		Pg						Zn				Zd		

opc

Encoding

FSQRT <Zd>.<T>, <Pg>/M, <Zn>.<T>

Decode for this encoding

```
if !IsFeatureImplemented(FEAT_SVE) && !IsFeatureImplemented(FEAT_SME) then
    EndOfDecode(Decode_UNDEF);
if size == '00' then EndOfDecode(Decode_UNDEF);
constant integer esize = 8 << UInt(size);
constant integer g = UInt(Pg);
constant integer n = UInt(Zn);
constant integer d = UInt(Zd);
constant boolean merging = TRUE;
```

Zeroing (FEAT_SVE2p2 || FEAT_SME2p2)

31	30	29	28	27	26	25	24	23	22	21	20	19	18	17	16	15	14	13	12	11	10	9	8	7	6	5	4	3	2	1	0
0	1	1	0	0	1	0	0	size	0	1	1	0	1	1	1	0	1		Pg						Zn				Zd		

opc

Encoding

FSQRT <Zd>.<T>, <Pg>/Z, <Zn>.<T>

Decode for this encoding

```
if !IsFeatureImplemented(FEAT_SVE2p2) && !IsFeatureImplemented(FEAT_SME2p2) then
    EndOfDecode(Decode_UNDEF);
if size == '00' then EndOfDecode(Decode_UNDEF);
constant integer esize = 8 << UInt(size);
constant integer g = UInt(Pg);
constant integer n = UInt(Zn);
constant integer d = UInt(Zd);
constant boolean merging = FALSE;
```

Assembler Symbols

- <Zd> Is the name of the destination scalable vector register, encoded in the "Zd" field.
- <T> Is the size specifier, encoded in “size”:

size	<T>
00	RESERVED
01	H
10	S
11	D

<Pg> Is the name of the governing scalable predicate register P0-P7, encoded in the "Pg" field.

<Zn> Is the name of the source scalable vector register, encoded in the "Zn" field.

Operation

```

CheckSVEEnabled();
constant integer VL = CurrentVL;
constant integer PL = VL DIV 8;
constant integer elements = VL DIV esize;
constant bits(PL) mask = P[g, PL];
constant bits(VL) operand = if AnyActiveElement(mask, esize) then Z[n, VL] else Zeros(VL);
bits(VL) result = if merging then Z[d, VL] else Zeros(VL);

for e = 0 to elements-1
    if ActivePredicateElement(mask, e, esize) then
        constant bits(esize) element = Elem[operand, e, esize];
        Elem[result, e, esize] = FPSqrt(element, FPCR);

Z[d, VL] = result;

```

Operational information

For the "Merging" variant:

The merging variant of this instruction might be immediately preceded in program order by a MOVPRFX instruction. The MOVPRFX must conform to all of the following requirements, otherwise the behavior of the MOVPRFX and the merging variant of this instruction is CONSTRAINED

UNPREDICTABLE:

- The MOVPRFX can be predicated or unpredicated.
- A predicated MOVPRFX must use the same governing predicate register as the merging variant this instruction.
- A predicated MOVPRFX must use the larger of the destination element size and first source element size in the preferred disassembly of the merging variant of this instruction.
- The MOVPRFX must specify the same destination register as the merging variant of this instruction.
- The destination register must not refer to architectural register state referenced by any other source operand register of the merging variant of this instruction.

Internal version only: aarchmrs v2025-03_rel, pseudocode v2025-03_rel ; Build timestamp: 2025-03-21T17:41

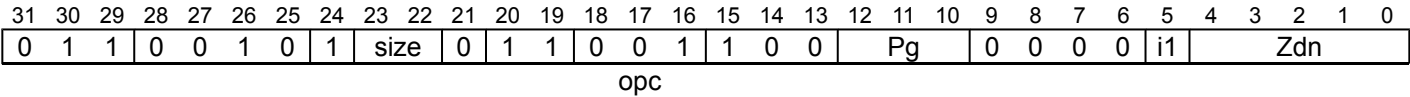
Copyright © 2010-2025 Arm Limited or its affiliates. All rights reserved. This document is Non-Confidential.

FSUB (immediate)

Floating-point subtract immediate (predicated)

Subtract an immediate from each active floating-point element of the source vector, and destructively place the results in the corresponding elements of the source vector. The immediate may take the value +0.5 or +1.0 only. Inactive elements in the destination vector register remain unmodified.

SVE (FEAT_SVE || FEAT_SME)



Encoding

FSUB <Zdn>.<T>, <Pg>/M, <Zdn>.<T>, <const>

Decode for this encoding

```
if !IsFeatureImplemented(FEAT_SVE) && !IsFeatureImplemented(FEAT_SME) then
    EndOfDecode(Decode_UNDEF);
if size == '00' then EndOfDecode(Decode_UNDEF);
constant integer esize = 8 << UInt(size);
constant integer g = UInt(Pg);
constant integer dn = UInt(Zdn);
constant bits(esize) imm = if i1 == '0' then FPPointFive('0', esize) else FPOne('0', esize);
```

Assembler Symbols

<Zdn> Is the name of the source and destination scalable vector register, encoded in the "Zdn" field.

<T> Is the size specifier, encoded in “size”:

size	<T>
00	RESERVED
01	H
10	S
11	D

<Pg> Is the name of the governing scalable predicate register P0-P7, encoded in the "Pg" field.

<const> Is the floating-point immediate value, encoded in “i1”:

i1	<const>
0	#0.5
1	#1.0

Operation

```
CheckSVEEnabled();
constant integer VL = CurrentVL;
constant integer PL = VL DIV 8;
constant integer elements = VL DIV esize;
constant bits(PL) mask = P[g, PL];
constant bits(VL) operand1 = Z[dn, VL];
bits(VL) result;

for e = 0 to elements-1
    constant bits(esize) element1 = Elem[operand1, e, esize];
    if ActivePredicateElement(mask, e, esize) then
        Elem[result, e, esize] = FPSub(element1, imm, FPCR);
    else
        Elem[result, e, esize] = element1;

Z[dn, VL] = result;
```

Operational information

This instruction might be immediately preceded in program order by a MOVPRFX instruction. The MOVPRFX must conform to all of the following requirements, otherwise the behavior of the MOVPRFX and this instruction is CONSTRAINED UNPREDICTABLE:

- The MOVPRFX can be predicated or unpredicated.
- A predicated MOVPRFX must use the same governing predicate register as this instruction.
- A predicated MOVPRFX must use the larger of the destination element size and first source element size in the preferred disassembly of this instruction.
- The MOVPRFX must specify the same destination register as this instruction.
- The destination register must not refer to architectural register state referenced by any other source operand register of this instruction.

Internal version only: aarchmrs v2025-03_rel, pseudocode v2025-03_rel ; Build timestamp: 2025-03-21T17:41

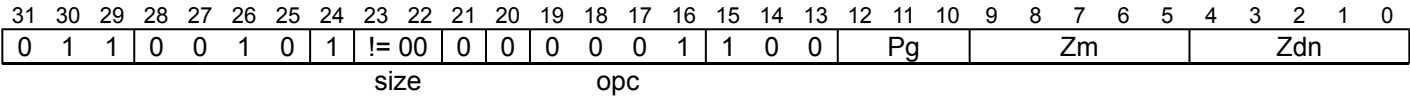
Copyright © 2010-2025 Arm Limited or its affiliates. All rights reserved. This document is Non-Confidential.

FSUB (vectors, predicated)

Floating-point subtract vectors (predicated)

Subtract active floating-point elements of the second source vector from corresponding floating-point elements of the first source vector and destructively place the results in the corresponding elements of the first source vector. Inactive elements in the destination vector register remain unmodified.

SVE (FEAT_SVE || FEAT_SME)



Encoding

FSUB <Zdn>.<T>, <Pg>/M, <Zdn>.<T>, <Zm>.<T>

Decode for this encoding

```
if !IsFeatureImplemented(FEAT_SVE) && !IsFeatureImplemented(FEAT_SME) then
    EndOfDecode(Decode_UNDEF);
constant integer esize = 8 << UInt(size);

constant integer g = UInt(Pg);
constant integer dn = UInt(Zdn);
constant integer m = UInt(Zm);
```

Assembler Symbols

<Zdn> Is the name of the first source and destination scalable vector register, encoded in the "Zdn" field.

<T> Is the size specifier, encoded in “size”:

size	<T>
01	H
10	S
11	D

<Pg> Is the name of the governing scalable predicate register P0-P7, encoded in the "Pg" field.

<Zm> Is the name of the second source scalable vector register, encoded in the "Zm" field.

Operation

```
CheckSVEEnabled();
constant integer VL = CurrentVL;
constant integer PL = VL DIV 8;
constant integer elements = VL DIV esize;
constant bits(PL) mask = P[g, PL];
constant bits(VL) operand1 = Z[dn, VL];
constant bits(VL) operand2 = if AnyActiveElement(mask, esize) then Z[m, VL] else Zeros(VL);
bits(VL) result;

for e = 0 to elements-1
    constant bits(esize) element1 = Elem[operand1, e, esize];
    if ActivePredicateElement(mask, e, esize) then
        constant bits(esize) element2 = Elem[operand2, e, esize];
        Elem[result, e, esize] = FPSub(element1, element2, FPCR);
    else
        Elem[result, e, esize] = element1;

Z[dn, VL] = result;
```

Operational information

This instruction might be immediately preceded in program order by a MOVPRFX instruction. The MOVPRFX must conform to all of the following requirements, otherwise the behavior of the MOVPRFX and this instruction is CONSTRAINED UNPREDICTABLE:

- The MOVPRFX can be predicated or unpredicated.
- A predicated MOVPRFX must use the same governing predicate register as this instruction.
- A predicated MOVPRFX must use the larger of the destination element size and first source element size in the preferred disassembly of this instruction.
- The MOVPRFX must specify the same destination register as this instruction.
- The destination register must not refer to architectural register state referenced by any other source operand register of this instruction.

Internal version only: aarchmrs v2025-03_rel, pseudocode v2025-03_rel ; Build timestamp: 2025-03-21T17:41

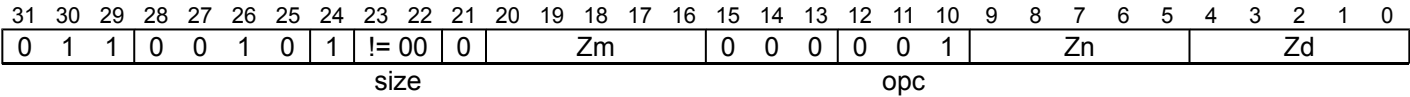
Copyright © 2010-2025 Arm Limited or its affiliates. All rights reserved. This document is Non-Confidential.

FSUB (vectors, unpredicated)

Floating-point subtract vectors (unpredicated)

Subtract all floating-point elements of the second source vector from corresponding elements of the first source vector and place the results in the corresponding elements of the destination vector. This instruction is unpredicated.

SVE
(FEAT_SVE || FEAT_SME)



Encoding

```
FSUB <Zd>.<T>, <Zn>.<T>, <Zm>.<T>
```

Decode for this encoding

```
if !IsFeatureImplemented(FEAT_SVE) && !IsFeatureImplemented(FEAT_SME) then
    EndOfDecode(Decode_UNDEF);
constant integer esize = 8 << UInt(size);
constant integer n = UInt(Zn);
constant integer m = UInt(Zm);
constant integer d = UInt(Zd);
```

Assembler Symbols

<Zd> Is the name of the destination scalable vector register, encoded in the "Zd" field.

<T> Is the size specifier, encoded in "size":

size	<T>
01	H
10	S
11	D

<Zn> Is the name of the first source scalable vector register, encoded in the "Zn" field.

<Zm> Is the name of the second source scalable vector register, encoded in the "Zm" field.

Operation

```
CheckSVEEnabled();
constant integer VL = CurrentVL;
constant integer elements = VL DIV esize;
constant bits(VL) operand1 = Z[n, VL];
constant bits(VL) operand2 = Z[m, VL];
bits(VL) result;

for e = 0 to elements-1
    constant bits(esize) element1 = Elem[operand1, e, esize];
    constant bits(esize) element2 = Elem[operand2, e, esize];
    Elem[result, e, esize] = FPSub(element1, element2, FPCR);

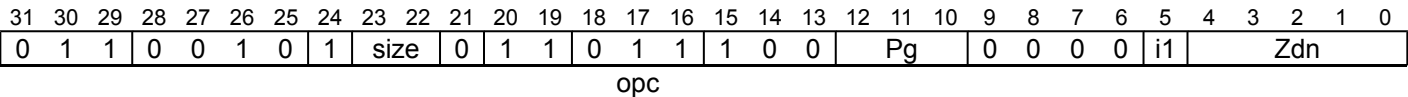
Z[d, VL] = result;
```

FSUBR (immediate)

Floating-point reversed subtract from immediate (predicated)

Reversed subtract from an immediate each active floating-point element of the source vector, and destructively place the results in the corresponding elements of the source vector. The immediate may take the value +0.5 or +1.0 only. Inactive elements in the destination vector register remain unmodified.

SVE (FEAT_SVE || FEAT_SME)



Encoding

FSUBR <Zdn>.<T>, <Pg>/M, <Zdn>.<T>, <const>

Decode for this encoding

```
if !IsFeatureImplemented(FEAT_SVE) && !IsFeatureImplemented(FEAT_SME) then
    EndOfDecode(Decode_UNDEF);
if size == '00' then EndOfDecode(Decode_UNDEF);
constant integer esize = 8 << UInt(size);
constant integer g = UInt(Pg);
constant integer dn = UInt(Zdn);
constant bits(esize) imm = if i1 == '0' then FPPointFive('0', esize) else FPOne('0', esize);
```

Assembler Symbols

<Zdn> Is the name of the source and destination scalable vector register, encoded in the "Zdn" field.

<T> Is the size specifier, encoded in “size”:

size	<T>
00	RESERVED
01	H
10	S
11	D

<Pg> Is the name of the governing scalable predicate register P0-P7, encoded in the "Pg" field.

<const> Is the floating-point immediate value, encoded in “i1”:

i1	<const>
0	#0.5
1	#1.0

Operation

```
CheckSVEEnabled();
constant integer VL = CurrentVL;
constant integer PL = VL DIV 8;
constant integer elements = VL DIV esize;
constant bits(PL) mask = P[g, PL];
constant bits(VL) operand1 = Z[dn, VL];
bits(VL) result;

for e = 0 to elements-1
    constant bits(esize) element1 = Elem[operand1, e, esize];
    if ActivePredicateElement(mask, e, esize) then
        Elem[result, e, esize] = FPSub(imm, element1, FPCR);
    else
        Elem[result, e, esize] = element1;

Z[dn, VL] = result;
```

Operational information

This instruction might be immediately preceded in program order by a MOVPRFX instruction. The MOVPRFX must conform to all of the following requirements, otherwise the behavior of the MOVPRFX and this instruction is CONSTRAINED UNPREDICTABLE:

- The MOVPRFX can be predicated or unpredicated.
- A predicated MOVPRFX must use the same governing predicate register as this instruction.
- A predicated MOVPRFX must use the larger of the destination element size and first source element size in the preferred disassembly of this instruction.
- The MOVPRFX must specify the same destination register as this instruction.
- The destination register must not refer to architectural register state referenced by any other source operand register of this instruction.

Internal version only: aarchmrs v2025-03_rel, pseudocode v2025-03_rel ; Build timestamp: 2025-03-21T17:41

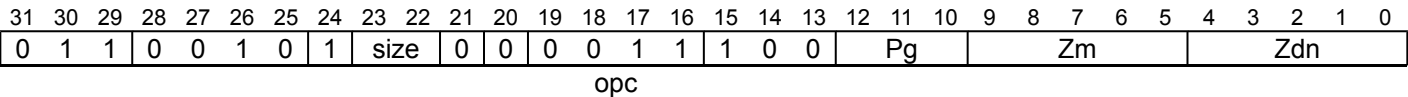
Copyright © 2010-2025 Arm Limited or its affiliates. All rights reserved. This document is Non-Confidential.

FSUBR (vectors)

Floating-point reversed subtract vectors (predicated)

Reversed subtract active floating-point elements of the first source vector from corresponding floating-point elements of the second source vector and destructively place the results in the corresponding elements of the first source vector. Inactive elements in the destination vector register remain unmodified.

SVE
(FEAT_SVE || FEAT_SME)



Encoding

FSUBR <Zdn>.<T>, <Pg>/M, <Zdn>.<T>, <Zm>.<T>

Decode for this encoding

```
if !IsFeatureImplemented(FEAT_SVE) && !IsFeatureImplemented(FEAT_SME) then
    EndOfDecode(Decode_UNDEF);
if size == '00' then EndOfDecode(Decode_UNDEF);
constant integer esize = 8 << UInt(size);

constant integer g = UInt(Pg);
constant integer dn = UInt(Zdn);
constant integer m = UInt(Zm);
```

Assembler Symbols

<Zdn> Is the name of the first source and destination scalable vector register, encoded in the "Zdn" field.

<T> Is the size specifier, encoded in "size":

size	<T>
00	RESERVED
01	H
10	S
11	D

<Pg> Is the name of the governing scalable predicate register P0-P7, encoded in the "Pg" field.

<Zm> Is the name of the second source scalable vector register, encoded in the "Zm" field.

Operation

```
CheckSVEEnabled();
constant integer VL = CurrentVL;
constant integer PL = VL DIV 8;
constant integer elements = VL DIV esize;
constant bits(PL) mask = P[g, PL];
constant bits(VL) operand1 = Z[dn, VL];
constant bits(VL) operand2 = if AnyActiveElement(mask, esize) then Z[m, VL] else Zeros(VL);
bits(VL) result;

for e = 0 to elements-1
    constant bits(esize) element1 = Elem[operand1, e, esize];
    if ActivePredicateElement(mask, e, esize) then
        constant bits(esize) element2 = Elem[operand2, e, esize];
        Elem[result, e, esize] = FPSub(element2, element1, FPCR);
    else
        Elem[result, e, esize] = element1;

Z[dn, VL] = result;
```

Operational information

This instruction might be immediately preceded in program order by a MOVPRFX instruction. The MOVPRFX must conform to all of the following requirements, otherwise the behavior of the MOVPRFX and this instruction is CONSTRAINED UNPREDICTABLE:

- The MOVPRFX can be predicated or unpredicated.
- A predicated MOVPRFX must use the same governing predicate register as this instruction.
- A predicated MOVPRFX must use the larger of the destination element size and first source element size in the preferred disassembly of this instruction.
- The MOVPRFX must specify the same destination register as this instruction.
- The destination register must not refer to architectural register state referenced by any other source operand register of this instruction.

Internal version only: aarchmrs v2025-03_rel, pseudocode v2025-03_rel ; Build timestamp: 2025-03-21T17:41

Copyright © 2010-2025 Arm Limited or its affiliates. All rights reserved. This document is Non-Confidential.

FTMAD

Floating-point trigonometric multiply-add coefficient

The FTMAD instruction multiplies each element of the first source vector by the absolute value of the corresponding element of the second source vector and performs a fused addition of each product with a value obtained from a table of hard-wired coefficients, and places the results destructively in the first source vector. This instruction is unpredicated.

The coefficients are selected by a combination of the sign bit in the second source element and an immediate index in the range 0 to 7.

FTMAD can be combined with FTSMUL and FTSSEL to compute values for $\sin(x)$ and $\cos(x)$. For more information, see FTSMUL. The coefficients are intended to provide accurate results for FTSMUL inputs in the range $-\pi/4 < x \leq \pi/4$.

For double-precision operations, the coefficients are:

element2<63>	Index	Hexadecimal	Approximate value
0	0	3ff0 0000 0000 0000	1
0	1	bfc5 5555 5555 5543	-1/3!
0	2	3f81 1111 1110 f30c	1/5!
0	3	bf2a 01a0 19b9 2fc6	-1/7!
0	4	3ec7 1de3 51f3 d22b	1/9!
0	5	be5a e5e2 b60f 7b91	-1/11!
0	6	3de5 d840 8868 552f	1/13!
0	7	0000 0000 0000 0000	0
1	0	3ff0 0000 0000 0000	1
1	1	bfe0 0000 0000 0000	-1/2!
1	2	3fa5 5555 5555 5536	1/4!
1	3	bf56 c16c 16c1 3a0b	-1/6!
1	4	3efa 01a0 19b1 e8d8	1/8!
1	5	be92 7e4f 7282 f468	-1/10!
1	6	3e21 ee96 d264 1b13	1/12!
1	7	bda8 f763 80fb b401	-1/14!

For single-precision operations, the coefficients are:

element2<63>	Index	Hexadecimal	Approximate value
0	0	3f80 0000	1
0	1	be2a aaab	-1/3!
0	2	3c08 8886	1/5!
0	3	b950 08b9	-1/7!
0	4	3636 9d6d	1/9!
0	5	0000 0000	0
0	6	0000 0000	0
0	7	0000 0000	0
1	0	3f80 0000	1
1	1	bf00 0000	-1/2!
1	2	3d2a aaa6	1/4!
1	3	bab6 0705	-1/6!
1	4	37cd 37cc	1/8!
1	5	0000 0000	0
1	6	0000 0000	0
1	7	0000 0000	0

For half-precision operations, the coefficients are:

element2<63>	Index	Hexadecimal	Approximate value
0	0	3c00	1
0	1	b155	-1/3!
0	2	2030	1/5!
0	3	0000	0
0	4	0000	0
0	5	0000	0
0	6	0000	0
0	7	0000	0
1	0	3c00	1
1	1	b800	-1/2!
1	2	293a	1/4!

element2<63> Index Hexadecimal Approximate value

1	3	0000	0
1	4	0000	0
1	5	0000	0
1	6	0000	0
1	7	0000	0

This instruction is illegal when executed in Streaming SVE mode, unless FEAT_SME_FA64 is implemented and enabled.

SVE
(FEAT_SVE)

31	30	29	28	27	26	25	24	23	22	21	20	19	18	17	16	15	14	13	12	11	10	9	8	7	6	5	4	3	2	1	0
0	1	1	0	0	1	0	1	size	0	1	0	imm3			1	0	0	0	0	0	Zm				Zdn						

Encoding

FTMAD <Zdn>.<T>, <Zdn>.<T>, <Zm>.<T>, #<imm>

Decode for this encoding

```
if !IsFeatureImplemented(FEAT_SVE) then EndOfDecode(Decode_UNDEF);
if size == '00' then EndOfDecode(Decode_UNDEF);
constant integer esize = 8 << UInt(size);
constant integer dn = UInt(Zdn);
constant integer m = UInt(Zm);
constant integer imm = UInt(imm3);
```

Assembler Symbols

<Zdn> Is the name of the first source and destination scalable vector register, encoded in the "Zdn" field.

<T> Is the size specifier, encoded in "size":

size	<T>
00	RESERVED
01	H
10	S
11	D

<Zm> Is the name of the second source scalable vector register, encoded in the "Zm" field.

<imm> Is the unsigned immediate operand, in the range 0 to 7, encoded in the "imm3" field.

Operation

```
CheckNonStreamingSVEEnabled();
constant integer VL = CurrentVL;
constant integer elements = VL DIV esize;
constant bits(VL) operand1 = Z[dn, VL];
constant bits(VL) operand2 = Z[m, VL];
bits(VL) result;

for e = 0 to elements-1
    constant bits(esize) element1 = Elem[operand1, e, esize];
    constant bits(esize) element2 = Elem[operand2, e, esize];
    Elem[result, e, esize] = FPTrigMAdd(imm, element1, element2, FPCR);

Z[dn, VL] = result;
```

Operational information

This instruction might be immediately preceded in program order by a MOVPRFX instruction. The MOVPRFX must conform to all of the following requirements, otherwise the behavior of the MOVPRFX and this instruction is CONSTRAINED UNPREDICTABLE:

- The `MOVPRFX` must be unpredicated.
- The `MOVPRFX` must specify the same destination register as this instruction.
- The destination register must not refer to architectural register state referenced by any other source operand register of this instruction.

Internal version only: aarchmrs v2025-03_rel, pseudocode v2025-03_rel ; Build timestamp: 2025-03-21T17:41

Copyright © 2010-2025 Arm Limited or its affiliates. All rights reserved. This document is Non-Confidential.

FTSMUL

Floating-point trigonometric starting value

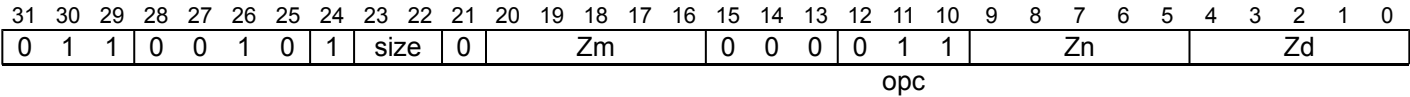
The FTSMUL instruction multiplies each element of the first source vector by itself, replaces the sign-bit of each product with the least-significant bit of the corresponding element of the second source vector, and places the results in the destination vector. This instruction is unpredicated.

FTSMUL can be combined with FTMAD and FTSSEL to compute values for sin(x) and cos(x). The use of the second operand is consistent with it holding an integer corresponding to the desired sine-wave quadrant when used in conjunction with FTMAD.

Note: FTSMUL, FTMAD, and FTSSEL can be used to compute values for sin(k) and correspondingly cos(k- π /2) via an intermediate value x, in the range $-\pi/4 < x \leq \pi/4$, and a quadrant q where $k = q\pi/2 + x$, using a Taylor Series approximation. FTSMUL can be used to compute x^2 , and to insert q<0> into the most-significant bit, indicating the desired odd versus even Taylor Series to be used in FTMAD. Repeated uses of FTMAD can be performed on this value with decreasing immediate index operands, to produce a single accumulated value approximating the Taylor Series result with a single outstanding factor. FTSSEL can be used to apply the final factor of x, 1.0, -x, or -1.0, dependent on the corresponding sine-wave quadrant q<1:0>, to produce a final sin() or cos() value.

This instruction is illegal when executed in Streaming SVE mode, unless FEAT_SME_FA64 is implemented and enabled.

SVE
(FEAT_SVE)



Encoding

FTSMUL <Zd>.<T>, <Zn>.<T>, <Zm>.<T>

Decode for this encoding

```
if !IsFeatureImplemented(FEAT_SVE) then EndOfDecode(Decode_UNDEF);
if size == '00' then EndOfDecode(Decode_UNDEF);
constant integer esize = 8 << UInt(size);
constant integer n = UInt(Zn);
constant integer m = UInt(Zm);
constant integer d = UInt(Zd);
```

Assembler Symbols

<Zd> Is the name of the destination scalable vector register, encoded in the "Zd" field.

<T> Is the size specifier, encoded in "size":

Table with 2 columns: size, <T>. Rows: 00 RESERVED, 01 H, 10 S, 11 D.

<Zn> Is the name of the first source scalable vector register, encoded in the "Zn" field.

<Zm> Is the name of the second source scalable vector register, encoded in the "Zm" field.

Operation

```
CheckNonStreamingSVEEnabled();  
constant integer VL = CurrentVL;  
constant integer elements = VL DIV esize;  
constant bits(VL) operand1 = Z[n, VL];  
constant bits(VL) operand2 = Z[m, VL];  
bits(VL) result;  
  
for e = 0 to elements-1  
    constant bits(esize) element1 = Elem[operand1, e, esize];  
    constant bits(esize) element2 = Elem[operand2, e, esize];  
    Elem[result, e, esize] = FPTrigSMul(element1, element2, FPCR);  
  
Z[d, VL] = result;
```

Internal version only: aarchmrs v2025-03_rel, pseudocode v2025-03_rel ; Build timestamp: 2025-03-21T17:41

Copyright © 2010-2025 Arm Limited or its affiliates. All rights reserved. This document is Non-Confidential.

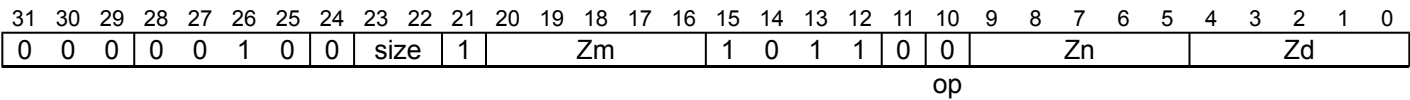
FTSSEL

Floating-point trigonometric select coefficient

The FTSSEL instruction selects either the element of the first source vector or the value 1.0, based on bit<0> of the corresponding element of the second source element, negates the result if bit<1> of the corresponding element of the second source element is set, and places the results in the destination vector. This instruction is unpredicated.

FTSSEL can be combined with FTSMUL and FTMAD to compute values for sin(k) and cos(k). For more information, see FTSMUL. The use of the second operand is consistent with it holding an integer corresponding to the desired sine-wave quadrant. This instruction is illegal when executed in Streaming SVE mode, unless FEAT_SME_FA64 is implemented and enabled.

SVE
(FEAT_SVE)



Encoding

FTSSEL <Zd>.<T>, <Zn>.<T>, <Zm>.<T>

Decode for this encoding

```
if !IsFeatureImplemented(FEAT_SVE) then EndOfDecode(Decode_UNDEF);
if size == '00' then EndOfDecode(Decode_UNDEF);
constant integer esize = 8 << UInt(size);
constant integer n = UInt(Zn);
constant integer m = UInt(Zm);
constant integer d = UInt(Zd);
```

Assembler Symbols

<Zd> Is the name of the destination scalable vector register, encoded in the "Zd" field.

<T> Is the size specifier, encoded in "size":

Table with 2 columns: size, <T>. Rows: 00 RESERVED, 01 H, 10 S, 11 D.

<Zn> Is the name of the first source scalable vector register, encoded in the "Zn" field.

<Zm> Is the name of the second source scalable vector register, encoded in the "Zm" field.

Operation

```
CheckNonStreamingSVEEnabled();
constant integer VL = CurrentVL;
constant integer elements = VL DIV esize;
constant bits(VL) operand1 = Z[n, VL];
constant bits(VL) operand2 = Z[m, VL];
bits(VL) result;

for e = 0 to elements-1
    constant bits(esize) element1 = Elem[operand1, e, esize];
    constant bits(esize) element2 = Elem[operand2, e, esize];
    Elem[result, e, esize] = FPTrigSSel(element1, element2);

Z[d, VL] = result;
```


HISTCNT

Count matching elements in vector

This instruction compares each active 32 or 64-bit element of the first source vector with all active elements with an element number less than or equal to its own in the second source vector, and places the count of matching elements in the corresponding element of the destination vector. Inactive elements in the destination vector are set to zero.

This instruction is illegal when executed in Streaming SVE mode, unless FEAT_SME_FA64 is implemented and enabled.

SVE2 (FEAT_SVE2)

31	30	29	28	27	26	25	24	23	22	21	20	19	18	17	16	15	14	13	12	11	10	9	8	7	6	5	4	3	2	1	0
0	1	0	0	0	1	0	1	size	1	Zm						1	1	0	Pg			Zn				Zd					

Encoding

HISTCNT <Zd>.<T>, <Pg>/Z, <Zn>.<T>, <Zm>.<T>

Decode for this encoding

```
if !IsFeatureImplemented(FEAT_SVE2) then EndOfDecode(Decode_UNDEF);
if size IN {'0x'} then EndOfDecode(Decode_UNDEF);
constant integer esize = 8 << UInt(size);
constant integer g = UInt(Pg);
constant integer d = UInt(Zd);
constant integer n = UInt(Zn);
constant integer m = UInt(Zm);
```

Assembler Symbols

<Zd> Is the name of the destination scalable vector register, encoded in the "Zd" field.

<T> Is the size specifier, encoded in “size<0>”:

size<0>	<T>
0	S
1	D

<Pg> Is the name of the governing scalable predicate register P0-P7, encoded in the "Pg" field.

<Zn> Is the name of the first source scalable vector register, encoded in the "Zn" field.

<Zm> Is the name of the second source scalable vector register, encoded in the "Zm" field.

Operation

```
CheckNonStreamingSVEEnabled();
constant integer VL = CurrentVL;
constant integer PL = VL DIV 8;
constant integer elements = VL DIV esize;
constant bits(PL) mask = P[g, PL];
constant bits(VL) operand1 = if AnyActiveElement(mask, esize) then Z[n, VL] else Zeros(VL);
constant bits(VL) operand2 = if AnyActiveElement(mask, esize) then Z[m, VL] else Zeros(VL);
bits(VL) result;

for e = 0 to elements-1
    integer count = 0;
    if ActivePredicateElement(mask, e, esize) then
        constant bits(esize) element1 = Elem[operand1, e, esize];
        for i = 0 to e
            if ActivePredicateElement(mask, i, esize) then
                constant bits(esize) element2 = Elem[operand2, i, esize];
                if element1 == element2 then
                    count = count + 1;
        Elem[result, e, esize] = count<esize-1:0>;

Z[d, VL] = result;
```

Internal version only: aarchmrs v2025-03_rel, pseudocode v2025-03_rel ; Build timestamp: 2025-03-21T17:41

Copyright © 2010-2025 Arm Limited or its affiliates. All rights reserved. This document is Non-Confidential.

HISTSEG

Count matching elements in vector segments

This instruction compares each 8-bit byte element of the first source vector with all of the elements in the corresponding 128-bit segment of the second source vector and places the count of matching elements in the corresponding element of the destination vector. This instruction is unpredicated. This instruction is illegal when executed in Streaming SVE mode, unless FEAT_SME_FA64 is implemented and enabled.

SVE2 (FEAT_SVE2)

31	30	29	28	27	26	25	24	23	22	21	20	19	18	17	16	15	14	13	12	11	10	9	8	7	6	5	4	3	2	1	0
0	1	0	0	0	1	0	1	size	1	Zm						1	0	1	0	0	0	Zn						Zd			

Encoding

HISTSEG <Zd>.B, <Zn>.B, <Zm>.B

Decode for this encoding

```
if !IsFeatureImplemented(FEAT_SVE2) then EndOfDecode(Decode_UNDEF);
if size != '00' then EndOfDecode(Decode_UNDEF);
constant integer esize = 8;
constant integer d = UInt(Zd);
constant integer n = UInt(Zn);
constant integer m = UInt(Zm);
```

Assembler Symbols

- <Zd> Is the name of the destination scalable vector register, encoded in the "Zd" field.
- <Zn> Is the name of the first source scalable vector register, encoded in the "Zn" field.
- <Zm> Is the name of the second source scalable vector register, encoded in the "Zm" field.

Operation

```
CheckNonStreamingSVEEnabled();
constant integer VL = CurrentVL;
constant integer segments = VL DIV 128;
constant integer eltspersegment = 128 DIV esize;
constant bits(VL) operand1 = Z[n, VL];
constant bits(VL) operand2 = Z[m, VL];
bits(VL) result;

for b = 0 to segments-1
  for s = 0 to eltspersegment-1
    integer count = 0;
    constant integer e = eltspersegment * b + s;
    constant bits(esize) element1 = Elem[operand1, e, esize];
    for i = 0 to eltspersegment-1
      constant integer e2 = eltspersegment * b + i;
      constant bits(esize) element2 = Elem[operand2, e2, esize];
      if element1 == element2 then
        count = count + 1;
    Elem[result, e, esize] = count<esize-1:0>;

Z[d, VL] = result;
```


INCB, INCD, INCH, INCW (scalar)

Increment scalar by multiple of predicate constraint element count

Determines the number of active elements implied by the named predicate constraint, multiplies that by an immediate in the range 1 to 16 inclusive, and then uses the result to increment the scalar destination.

The named predicate constraint limits the number of active elements in a single predicate to:

- A fixed number (VL1 to VL256)
- The largest power of two (POW2)
- The largest multiple of three or four (MUL3 or MUL4)
- All available, implicitly a multiple of two (ALL).

Unspecified or out of range constraint encodings generate an empty predicate or zero element count rather than Undefined Instruction exception.

It has encodings from 4 classes: [Byte](#) , [Doubleword](#) , [Halfword](#) and [Word](#)

Byte

(FEAT_SVE || FEAT_SME)

31	30	29	28	27	26	25	24	23	22	21	20	19	18	17	16	15	14	13	12	11	10	9	8	7	6	5	4	3	2	1	0						
0			0		0		0		0		1		1		imm4			1		1		1		0		0		0		pattern					Rdn		
size												D																									

Encoding

```
INCB <Xdn>{, <pattern>{, MUL #<imm>}}
```

Decode for this encoding

```
if !IsFeatureImplemented(FEAT_SVE) && !IsFeatureImplemented(FEAT_SME) then
    EndOfDecode(Decode_UNDEF);
constant integer esize = 8;
constant integer dn = UInt(Rdn);
constant bits(5) pat = pattern;
constant integer imm = UInt(imm4) + 1;
```

Doubleword

(FEAT_SVE || FEAT_SME)

31	30	29	28	27	26	25	24	23	22	21	20	19	18	17	16	15	14	13	12	11	10	9	8	7	6	5	4	3	2	1	0
0	0	0	0	0	1	0	0	1	1	1	1	imm4				1	1	1	0	0	0	pattern					Rdn				
size												D																			

Encoding

```
INCD <Xdn>{, <pattern>{, MUL #<imm>}}
```

Decode for this encoding

```
if !IsFeatureImplemented(FEAT_SVE) && !IsFeatureImplemented(FEAT_SME) then
    EndOfDecode(Decode_UNDEF);
constant integer esize = 64;
constant integer dn = UInt(Rdn);
constant bits(5) pat = pattern;
constant integer imm = UInt(imm4) + 1;
```

Halfword

(FEAT_SVE || FEAT_SME)

31	30	29	28	27	26	25	24	23	22	21	20	19	18	17	16	15	14	13	12	11	10	9	8	7	6	5	4	3	2	1	0
0	0	0	0	0	1	0	0	0	1	1	1	imm4				1	1	1	0	0	0	pattern					Rdn				
size												D																			

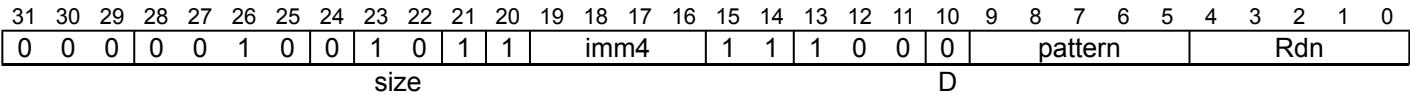
Encoding

```
INCH <Xdn>{, <pattern>{, MUL #<imm>}}
```

Decode for this encoding

```
if !IsFeatureImplemented(FEAT_SVE) && !IsFeatureImplemented(FEAT_SME) then
    EndOfDecode(Decode_UNDEF);
constant integer esize = 16;
constant integer dn = UInt(Rdn);
constant bits(5) pat = pattern;
constant integer imm = UInt(imm4) + 1;
```

Word
(FEAT_SVE || FEAT_SME)



Encoding

```
INCW <Xdn>{, <pattern>{, MUL #<imm>}}
```

Decode for this encoding

```
if !IsFeatureImplemented(FEAT_SVE) && !IsFeatureImplemented(FEAT_SME) then
    EndOfDecode(Decode_UNDEF);
constant integer esize = 32;
constant integer dn = UInt(Rdn);
constant bits(5) pat = pattern;
constant integer imm = UInt(imm4) + 1;
```

Assembler Symbols

- <Xdn> Is the 64-bit name of the source and destination general-purpose register, encoded in the "Rdn" field.
- <pattern> Is the optional pattern specifier, defaulting to ALL, encoded in "pattern":

pattern	<pattern>
00000	POW2
00001	VL1
00010	VL2
00011	VL3
00100	VL4
00101	VL5
00110	VL6
00111	VL7
01000	VL8
01001	VL16
01010	VL32
01011	VL64
01100	VL128
01101	VL256
0111x	#uimm5
1xx00	#uimm5
1x0x1	#uimm5
1x010	#uimm5
101x1	#uimm5
10110	#uimm5
11101	MUL4
11110	MUL3
11111	ALL

<imm> Is the immediate multiplier, in the range 1 to 16, defaulting to 1, encoded in the "imm4" field.

Operation

```
CheckSVEEnabled();  
constant integer count = DecodePredCount(pat, esize);  
constant integer VL = CurrentVL;  
constant bits(64) operand1 = X[dn, 64];  
X[dn, 64] = operand1 + (count * imm);
```

Operational information

If PSTATE.DIT is 1:

- The execution time of this instruction is independent of:
 - The values of the data supplied in any of its registers.
 - The values of the NZCV flags.
- The response of this instruction to asynchronous exceptions does not vary based on:
 - The values of the data supplied in any of its registers.
 - The values of the NZCV flags.

Internal version only: aarchmrs v2025-03_rel, pseudocode v2025-03_rel ; Build timestamp: 2025-03-21T17:41

Copyright © 2010-2025 Arm Limited or its affiliates. All rights reserved. This document is Non-Confidential.

INCD, INCH, INCW (vector)

Increment vector by multiple of predicate constraint element count

Determines the number of active elements implied by the named predicate constraint, multiplies that by an immediate in the range 1 to 16 inclusive, and then uses the result to increment all destination vector elements.

The named predicate constraint limits the number of active elements in a single predicate to:

- A fixed number (VL1 to VL256)
- The largest power of two (POW2)
- The largest multiple of three or four (MUL3 or MUL4)
- All available, implicitly a multiple of two (ALL).

Unspecified or out of range constraint encodings generate an empty predicate or zero element count rather than Undefined Instruction exception.

It has encodings from 3 classes: [Doubleword](#) , [Halfword](#) and [Word](#)

Doubleword

(FEAT_SVE || FEAT_SME)

31	30	29	28	27	26	25	24	23	22	21	20	19	18	17	16	15	14	13	12	11	10	9	8	7	6	5	4	3	2	1	0
0	0	0	0	0	1	0	0	1	1	1	1	imm4				1	1	0	0	0	0	pattern					Zdn				
size												D																			

Encoding

```
INCD <Zdn>.D{, <pattern>{, MUL #<imm>}}
```

Decode for this encoding

```
if !IsFeatureImplemented(FEAT_SVE) && !IsFeatureImplemented(FEAT_SME) then
    EndOfDecode(Decode_UNDEF);
constant integer esize = 64;
constant integer dn = UInt(Zdn);
constant bits(5) pat = pattern;
constant integer imm = UInt(imm4) + 1;
```

Halfword

(FEAT_SVE || FEAT_SME)

31	30	29	28	27	26	25	24	23	22	21	20	19	18	17	16	15	14	13	12	11	10	9	8	7	6	5	4	3	2	1	0
0	0	0	0	0	1	0	0	0	1	1	1	imm4				1	1	0	0	0	0	pattern					Zdn				
size												D																			

Encoding

```
INCH <Zdn>.H{, <pattern>{, MUL #<imm>}}
```

Decode for this encoding

```
if !IsFeatureImplemented(FEAT_SVE) && !IsFeatureImplemented(FEAT_SME) then
    EndOfDecode(Decode_UNDEF);
constant integer esize = 16;
constant integer dn = UInt(Zdn);
constant bits(5) pat = pattern;
constant integer imm = UInt(imm4) + 1;
```

Word

(FEAT_SVE || FEAT_SME)

31	30	29	28	27	26	25	24	23	22	21	20	19	18	17	16	15	14	13	12	11	10	9	8	7	6	5	4	3	2	1	0
0	0	0	0	0	1	0	0	1	0	1	1	imm4				1	1	0	0	0	0	pattern					Zdn				
size												D																			

Encoding

```
INCW <Zdn>.S{, <pattern>{, MUL #<imm>}}
```

Decode for this encoding

```
if !IsFeatureImplemented(FEAT_SVE) && !IsFeatureImplemented(FEAT_SME) then
    EndOfDecode(Decode_UNDEF);
constant integer esize = 32;
constant integer dn = UInt(Zdn);
constant bits(5) pat = pattern;
constant integer imm = UInt(imm4) + 1;
```

Assembler Symbols

- <Zdn>Is the name of the source and destination scalable vector register, encoded in the "Zdn" field.
- <pattern>Is the optional pattern specifier, defaulting to ALL, encoded in “pattern”:

pattern	<pattern>
00000	POW2
00001	VL1
00010	VL2
00011	VL3
00100	VL4
00101	VL5
00110	VL6
00111	VL7
01000	VL8
01001	VL16
01010	VL32
01011	VL64
01100	VL128
01101	VL256
0111x	#uimm5
1xx00	#uimm5
1x0x1	#uimm5
1x010	#uimm5
101x1	#uimm5
10110	#uimm5
11101	MUL4
11110	MUL3
11111	ALL

- <imm>Is the immediate multiplier, in the range 1 to 16, defaulting to 1, encoded in the "imm4" field.

Operation

```
CheckSVEEnabled();
constant integer VL = CurrentVL;
constant integer elements = VL DIV esize;
constant integer count = DecodePredCount(pat, esize);
constant bits(VL) operand1 = Z[dn, VL];
bits(VL) result;

for e = 0 to elements-1
    Elem[result, e, esize] = Elem[operand1, e, esize] + (count * imm);

Z[dn, VL] = result;
```

Operational information

- If PSTATE.DIT is 1:
- The execution time of this instruction is independent of:

The values of the data supplied in any of its registers.

- The values of the NZCV flags.
- The response of this instruction to asynchronous exceptions does not vary based on:
 - The values of the data supplied in any of its registers.
 - The values of the NZCV flags.

This instruction might be immediately preceded in program order by a `MOVPRFX` instruction. The `MOVPRFX` must conform to all of the following requirements, otherwise the behavior of the `MOVPRFX` and this instruction is **CONSTRAINED UNPREDICTABLE**:

- The `MOVPRFX` must be unpredicated.
- The `MOVPRFX` must specify the same destination register as this instruction.
- The destination register must not refer to architectural register state referenced by any other source operand register of this instruction.

Internal version only: aarchmrs v2025-03_rel, pseudocode v2025-03_rel ; Build timestamp: 2025-03-21T17:41

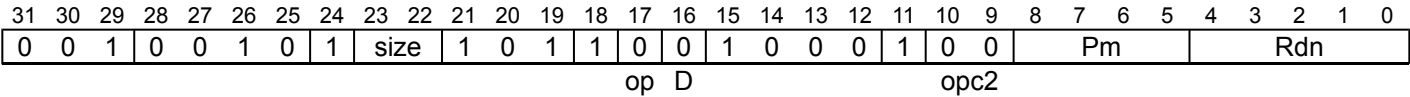
Copyright © 2010-2025 Arm Limited or its affiliates. All rights reserved. This document is Non-Confidential.

INCP (scalar)

Increment scalar by count of true predicate elements

Counts the number of true elements in the source predicate and then uses the result to increment the scalar destination.

SVE (FEAT_SVE || FEAT_SME)



Encoding

INCP <Xdn>, <Pm>.<T>

Decode for this encoding

```
if !IsFeatureImplemented(FEAT_SVE) && !IsFeatureImplemented(FEAT_SME) then
    EndOfDecode(Decode_UNDEF);
constant integer esize = 8 << UInt(size);
constant integer m = UInt(Pm);
constant integer dn = UInt(Rdn);
```

Assembler Symbols

- <Xdn> Is the 64-bit name of the source and destination general-purpose register, encoded in the "Rdn" field.
- <Pm> Is the name of the source scalable predicate register, encoded in the "Pm" field.
- <T> Is the size specifier, encoded in "size":

size	<T>
00	B
01	H
10	S
11	D

Operation

```
CheckSVEEnabled();
constant integer VL = CurrentVL;
constant integer PL = VL DIV 8;
constant integer elements = VL DIV esize;
constant bits(64) operand1 = X[dn, 64];
constant bits(PL) operand2 = P[m, PL];
integer count = 0;

for e = 0 to elements-1
    if ActivePredicateElement(operand2, e, esize) then
        count = count + 1;

X[dn, 64] = operand1 + count;
```

Operational information

If FEAT_SME is implemented and the PE is in Streaming SVE mode, then any subsequent instruction which is dependent on the general-purpose register written by this instruction might be significantly delayed.

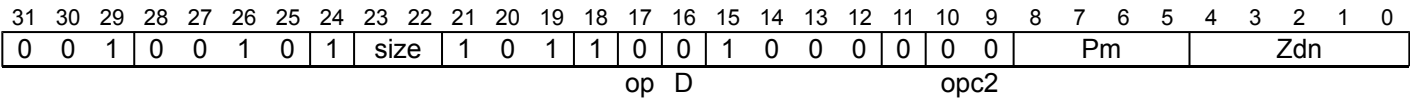
INCP (vector)

Increment vector by count of true predicate elements

Counts the number of true elements in the source predicate and then uses the result to increment all destination vector elements.

The predicate size specifier may be omitted in assembler source code, but this is deprecated and will be prohibited in a future release of the architecture.

SVE (FEAT_SVE || FEAT_SME)



Encoding

```
INCP <Zdn>.<T>, <Pm>.<T>
```

Decode for this encoding

```
if !IsFeatureImplemented(FEAT_SVE) && !IsFeatureImplemented(FEAT_SME) then
    EndOfDecode(Decode_UNDEF);
if size == '00' then EndOfDecode(Decode_UNDEF);
constant integer esize = 8 << UInt(size);
constant integer m = UInt(Pm);
constant integer dn = UInt(Zdn);
```

Assembler Symbols

- <Zdn> Is the name of the source and destination scalable vector register, encoded in the "Zdn" field.
- <T> Is the size specifier, encoded in "size":

size	<T>
00	RESERVED
01	H
10	S
11	D

- <Pm> Is the name of the source scalable predicate register, encoded in the "Pm" field.

Operation

```
CheckSVEEnabled();
constant integer VL = CurrentVL;
constant integer PL = VL DIV 8;
constant integer elements = VL DIV esize;
constant bits(VL) operand1 = Z[dn, VL];
constant bits(PL) operand2 = P[m, PL];
bits(VL) result;
integer count = 0;

for e = 0 to elements-1
    if ActivePredicateElement(operand2, e, esize) then
        count = count + 1;

for e = 0 to elements-1
    Elem[result, e, esize] = Elem[operand1, e, esize] + count;

Z[dn, VL] = result;
```

Operational information

This instruction might be immediately preceded in program order by a `MOVPRFX` instruction. The `MOVPRFX` must conform to all of the following requirements, otherwise the behavior of the `MOVPRFX` and this instruction is **CONSTRAINED UNPREDICTABLE**:

- The `MOVPRFX` must be unpredicated.
- The `MOVPRFX` must specify the same destination register as this instruction.
- The destination register must not refer to architectural register state referenced by any other source operand register of this instruction.

Internal version only: aarchmrs v2025-03_rel, pseudocode v2025-03_rel ; Build timestamp: 2025-03-21T17:41

Copyright © 2010-2025 Arm Limited or its affiliates. All rights reserved. This document is Non-Confidential.

INDEX (immediate, scalar)

Create index starting from immediate and incremented by general-purpose register

Populates the destination vector by setting the first element to the first signed immediate integer operand and monotonically incrementing the value by the second signed scalar integer operand for each subsequent element. The scalar source operand is a general-purpose register in which only the least significant bits corresponding to the vector element size are used and any remaining bits are ignored. This instruction is unpredicated.

SVE
(FEAT_SVE || FEAT_SME)

31 30 29 28 27 26 25 24 23 22 21 20 19 18 17 16 15 14 13 12 11 10 9 8 7 6 5 4 3 2 1 0
0 0 0 0 0 1 0 0 size 1 Rm 0 1 0 0 1 0 imm5 Zd

Encoding

INDEX <Zd>.<T>, #<imm>, <R><m>

Decode for this encoding

```
if !IsFeatureImplemented(FEAT_SVE) && !IsFeatureImplemented(FEAT_SME) then
    EndOfDecode(Decode_UNDEF);
constant integer esize = 8 << UInt(size);
constant integer m = UInt(Rm);
constant integer d = UInt(Zd);
constant integer imm = SInt(imm5);
```

Assembler Symbols

<Zd> Is the name of the destination scalable vector register, encoded in the "Zd" field.

<T> Is the size specifier, encoded in "size":

Table with 2 columns: size, <T>. Rows: 00 B, 01 H, 10 S, 11 D.

<imm> Is the signed immediate operand, in the range -16 to 15, encoded in the "imm5" field.

<R> Is a width specifier, encoded in "size":

Table with 2 columns: size, <R>. Rows: 00 W, 01 W, 10 W, 11 X.

<m> Is the number [0-30] of the source general-purpose register or the name ZR (31), encoded in the "Rm" field.

Operation

```
CheckSVEEnabled();  
constant integer VL = CurrentVL;  
constant integer elements = VL DIV esize;  
constant bits(esize) operand2 = X[m, esize];  
constant integer element2 = SInt(operand2);  
bits(VL) result;  
  
for e = 0 to elements-1  
    constant integer index = imm + e * element2;  
    Elem[result, e, esize] = index<esize-1:0>;  
  
Z[d, VL] = result;
```

Operational information

If PSTATE.DIT is 1:

- The execution time of this instruction is independent of:
 - The values of the data supplied in any of its registers.
 - The values of the NZCV flags.
- The response of this instruction to asynchronous exceptions does not vary based on:
 - The values of the data supplied in any of its registers.
 - The values of the NZCV flags.

Internal version only: aarchmrs v2025-03_rel, pseudocode v2025-03_rel ; Build timestamp: 2025-03-21T17:41

Copyright © 2010-2025 Arm Limited or its affiliates. All rights reserved. This document is Non-Confidential.

INDEX (immediates)

Create index starting from and incremented by immediate

Populates the destination vector by setting the first element to the first signed immediate integer operand and monotonically incrementing the value by the second signed immediate integer operand for each subsequent element. This instruction is unpredicated.

SVE (FEAT_SVE || FEAT_SME)

31	30	29	28	27	26	25	24	23	22	21	20	19	18	17	16	15	14	13	12	11	10	9	8	7	6	5	4	3	2	1	0
0	0	0	0	0	1	0	0	size	1	imm5b						0	1	0	0	0	0	imm5					Zd				

Encoding

INDEX <Zd>.<T>, #<imm1>, #<imm2>

Decode for this encoding

```
if !IsFeatureImplemented(FEAT_SVE) && !IsFeatureImplemented(FEAT_SME) then
    EndOfDecode(Decode_UNDEF);
constant integer esize = 8 << UInt(size);
constant integer d = UInt(Zd);
constant integer imm1 = SInt(imm5);
constant integer imm2 = SInt(imm5b);
```

Assembler Symbols

<Zd> Is the name of the destination scalable vector register, encoded in the "Zd" field.

<T> Is the size specifier, encoded in "size":

size	<T>
00	B
01	H
10	S
11	D

<imm1> Is the first signed immediate operand, in the range -16 to 15, encoded in the "imm5" field.

<imm2> Is the second signed immediate operand, in the range -16 to 15, encoded in the "imm5b" field.

Operation

```
CheckSVEEnabled();
constant integer VL = CurrentVL;
constant integer elements = VL DIV esize;
bits(VL) result;

for e = 0 to elements-1
    constant integer index = imm1 + e * imm2;
    Elem[result, e, esize] = index<esize-1:0>;

Z[d, VL] = result;
```

Operational information

- If PSTATE.DIT is 1:
- The execution time of this instruction is independent of:
 - The values of the data supplied in any of its registers.
 - The values of the NZCV flags.
 - The response of this instruction to asynchronous exceptions does not vary based on:

- The values of the data supplied in any of its registers.
- The values of the NZCV flags.

Internal version only: aarchmrs v2025-03_rel, pseudocode v2025-03_rel ; Build timestamp: 2025-03-21T17:41

Copyright © 2010-2025 Arm Limited or its affiliates. All rights reserved. This document is Non-Confidential.

INDEX (scalar, immediate)

Create index starting from general-purpose register and incremented by immediate

Populates the destination vector by setting the first element to the first signed scalar integer operand and monotonically incrementing the value by the second signed immediate integer operand for each subsequent element. The scalar source operand is a general-purpose register in which only the least significant bits corresponding to the vector element size are used and any remaining bits are ignored. This instruction is unpredicated.

SVE (FEAT_SVE || FEAT_SME)

31	30	29	28	27	26	25	24	23	22	21	20	19	18	17	16	15	14	13	12	11	10	9	8	7	6	5	4	3	2	1	0
0	0	0	0	0	1	0	0	size	1	imm5					0	1	0	0	0	1	Rn					Zd					

Encoding

INDEX <Zd>.<T>, <R><n>, #<imm>

Decode for this encoding

```
if !IsFeatureImplemented(FEAT_SVE) && !IsFeatureImplemented(FEAT_SME) then
    EndOfDecode(Decode_UNDEF);
constant integer esize = 8 << UInt(size);
constant integer n = UInt(Rn);
constant integer d = UInt(Zd);
constant integer imm = SInt(imm5);
```

Assembler Symbols

<Zd> Is the name of the destination scalable vector register, encoded in the "Zd" field.

<T> Is the size specifier, encoded in "size":

size	<T>
00	B
01	H
10	S
11	D

<R> Is a width specifier, encoded in "size":

size	<R>
00	W
01	W
10	W
11	X

<n> Is the number [0-30] of the source general-purpose register or the name ZR (31), encoded in the "Rn" field.

<imm> Is the signed immediate operand, in the range -16 to 15, encoded in the "imm5" field.

Operation

```
CheckSVEEnabled();  
constant integer VL = CurrentVL;  
constant integer elements = VL DIV esize;  
constant bits(esize) operand1 = X[n, esize];  
constant integer element1 = SInt(operand1);  
bits(VL) result;  
  
for e = 0 to elements-1  
    constant integer index = element1 + e * imm;  
    Elem[result, e, esize] = index<esize-1:0>;  
  
Z[d, VL] = result;
```

Operational information

If PSTATE.DIT is 1:

- The execution time of this instruction is independent of:
 - The values of the data supplied in any of its registers.
 - The values of the NZCV flags.
- The response of this instruction to asynchronous exceptions does not vary based on:
 - The values of the data supplied in any of its registers.
 - The values of the NZCV flags.

Internal version only: aarchmrs v2025-03_rel, pseudocode v2025-03_rel ; Build timestamp: 2025-03-21T17:41

Copyright © 2010-2025 Arm Limited or its affiliates. All rights reserved. This document is Non-Confidential.

INDEX (scalars)

Create index starting from and incremented by general-purpose register

Populates the destination vector by setting the first element to the first signed scalar integer operand and monotonically incrementing the value by the second signed scalar integer operand for each subsequent element. The scalar source operands are general-purpose registers in which only the least significant bits corresponding to the vector element size are used and any remaining bits are ignored. This instruction is unpredicated.

SVE
(FEAT_SVE || FEAT_SME)

31 30 29 28 27 26 25 24 23 22 21 20 19 18 17 16 15 14 13 12 11 10 9 8 7 6 5 4 3 2 1 0
0 0 0 0 0 1 0 0 size 1 Rm 0 1 0 0 1 1 Rn Zd

Encoding

INDEX <Zd>.<T>, <R><n>, <R><m>

Decode for this encoding

if !IsFeatureImplemented(FEAT_SVE) && !IsFeatureImplemented(FEAT_SME) then
EndOfDecode(Decode_UNDEF);
constant integer esize = 8 << UInt(size);
constant integer n = UInt(Rn);
constant integer m = UInt(Rm);
constant integer d = UInt(Zd);

Assembler Symbols

<Zd> Is the name of the destination scalable vector register, encoded in the "Zd" field.

<T> Is the size specifier, encoded in "size":

Table with 2 columns: size, <T>. Rows: 00 B, 01 H, 10 S, 11 D.

<R> Is a width specifier, encoded in "size":

Table with 2 columns: size, <R>. Rows: 00 W, 01 W, 10 W, 11 X.

<n> Is the number [0-30] of the source general-purpose register or the name ZR (31), encoded in the "Rn" field.

<m> Is the number [0-30] of the source general-purpose register or the name ZR (31), encoded in the "Rm" field.

Operation

```
CheckSVEEnabled();  
constant integer VL = CurrentVL;  
constant integer elements = VL DIV esize;  
constant bits(esize) operand1 = X[n, esize];  
constant integer element1 = SInt(operand1);  
constant bits(esize) operand2 = X[m, esize];  
constant integer element2 = SInt(operand2);  
bits(VL) result;  
  
for e = 0 to elements-1  
    constant integer index = element1 + e * element2;  
    Elem[result, e, esize] = index<esize-1:0>;  
  
Z[d, VL] = result;
```

Operational information

If PSTATE.DIT is 1:

- The execution time of this instruction is independent of:
 - The values of the data supplied in any of its registers.
 - The values of the NZCV flags.
- The response of this instruction to asynchronous exceptions does not vary based on:
 - The values of the data supplied in any of its registers.
 - The values of the NZCV flags.

Internal version only: aarchmrs v2025-03_rel, pseudocode v2025-03_rel ; Build timestamp: 2025-03-21T17:41

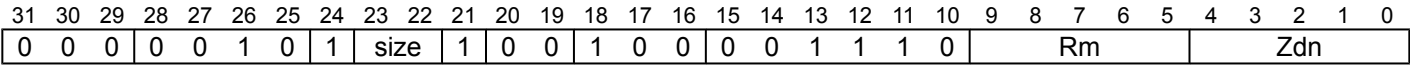
Copyright © 2010-2025 Arm Limited or its affiliates. All rights reserved. This document is Non-Confidential.

INSR (scalar)

Insert general-purpose register in shifted vector

Shift the destination vector left by one element, and then place a copy of the least-significant bits of the general-purpose register in element 0 of the destination vector. This instruction is unpredicated.

SVE
(FEAT_SVE || FEAT_SME)



Encoding

INSR <Zdn>.<T>, <R><m>

Decode for this encoding

```
if !IsFeatureImplemented(FEAT_SVE) && !IsFeatureImplemented(FEAT_SME) then
    EndOfDecode(Decode_UNDEF);
constant integer esize = 8 << UInt(size);
constant integer dn = UInt(Zdn);
constant integer m = UInt(Rm);
```

Assembler Symbols

<Zdn> Is the name of the source and destination scalable vector register, encoded in the "Zdn" field.

<T> Is the size specifier, encoded in "size":

size	<T>
00	B
01	H
10	S
11	D

<R> Is a width specifier, encoded in "size":

size	<R>
00	W
01	W
10	W
11	X

<m> Is the number [0-30] of the source general-purpose register or the name ZR (31), encoded in the "Rm" field.

Operation

```
CheckSVEEnabled();
constant integer VL = CurrentVL;
constant bits(VL) dest = Z[dn, VL];
constant bits(esize) src = X[m, esize];
Z[dn, VL] = dest<(VL-esize)-1:0> : src;
```

Operational information

- If PSTATE.DIT is 1:
- The execution time of this instruction is independent of:
 - The values of the data supplied in any of its registers.
 - The values of the NZCV flags.

- The response of this instruction to asynchronous exceptions does not vary based on:
 - The values of the data supplied in any of its registers.
 - The values of the NZCV flags.

This instruction might be immediately preceded in program order by a `MOVPRFX` instruction. The `MOVPRFX` must conform to all of the following requirements, otherwise the behavior of the `MOVPRFX` and this instruction is **CONSTRAINED UNPREDICTABLE**:

- The `MOVPRFX` must be unpredicated.
- The `MOVPRFX` must specify the same destination register as this instruction.
- The destination register must not refer to architectural register state referenced by any other source operand register of this instruction.

Internal version only: aarchmrs v2025-03_rel, pseudocode v2025-03_rel ; Build timestamp: 2025-03-21T17:41

Copyright © 2010-2025 Arm Limited or its affiliates. All rights reserved. This document is Non-Confidential.

INSR (SIMD&FP scalar)

Insert SIMD&FP scalar register in shifted vector

Shift the destination vector left by one element, and then place a copy of the SIMD&FP scalar register in element 0 of the destination vector. This instruction is unpredicated.

SVE (FEAT_SVE || FEAT_SME)

31	30	29	28	27	26	25	24	23	22	21	20	19	18	17	16	15	14	13	12	11	10	9	8	7	6	5	4	3	2	1	0
0	0	0	0	0	1	0	1	size	1	1	0	1	0	0	0	0	1	1	1	0	Vm					Zdn					

Encoding

INSR <Zdn>.<T>, <V><m>

Decode for this encoding

```
if !IsFeatureImplemented(FEAT_SVE) && !IsFeatureImplemented(FEAT_SME) then
    EndOfDecode(Decode_UNDEF);
constant integer esize = 8 << UInt(size);
constant integer dn = UInt(Zdn);
constant integer m = UInt(Vm);
```

Assembler Symbols

<Zdn> Is the name of the source and destination scalable vector register, encoded in the "Zdn" field.

<T> Is the size specifier, encoded in “size”:

size	<T>
00	B
01	H
10	S
11	D

<V> Is a width specifier, encoded in “size”:

size	<V>
00	B
01	H
10	S
11	D

<m> Is the number [0-31] of the source SIMD&FP register, encoded in the "Vm" field.

Operation

```
CheckSVEEnabled();
constant integer VL = CurrentVL;
constant bits(VL) dest = Z[dn, VL];
constant bits(esize) src = V[m, esize];
Z[dn, VL] = dest<(VL-esize)-1:0> : src;
```

Operational information

- If PSTATE.DIT is 1:
- The execution time of this instruction is independent of:
 - The values of the data supplied in any of its registers.
 - The values of the NZCV flags.

- The response of this instruction to asynchronous exceptions does not vary based on:
 - The values of the data supplied in any of its registers.
 - The values of the NZCV flags.

This instruction might be immediately preceded in program order by a `MOVPRFX` instruction. The `MOVPRFX` must conform to all of the following requirements, otherwise the behavior of the `MOVPRFX` and this instruction is **CONSTRAINED UNPREDICTABLE**:

- The `MOVPRFX` must be unpredicated.
- The `MOVPRFX` must specify the same destination register as this instruction.
- The destination register must not refer to architectural register state referenced by any other source operand register of this instruction.

Internal version only: aarchmrs v2025-03_rel, pseudocode v2025-03_rel ; Build timestamp: 2025-03-21T17:41

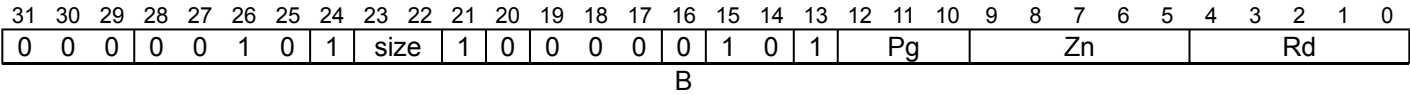
Copyright © 2010-2025 Arm Limited or its affiliates. All rights reserved. This document is Non-Confidential.

LASTA (scalar)

Extract element after last to general-purpose register

If there is an active element then extract the element after the last active element modulo the number of elements from the final source vector register.
If there are no active elements, extract element zero. Then zero-extend and place the extracted element in the destination general-purpose register.

SVE (FEAT_SVE || FEAT_SME)



Encoding

LASTA <R><d>, <Pg>, <Zn>.<T>

Decode for this encoding

```
if !IsFeatureImplemented(FEAT_SVE) && !IsFeatureImplemented(FEAT_SME) then
    EndOfDecode(Decode_UNDEF);
constant integer esize = 8 << UInt(size);
constant integer rsize = if esize < 64 then 32 else 64;
constant integer g = UInt(Pg);
constant integer n = UInt(Zn);
constant integer d = UInt(Rd);
constant boolean isBefore = FALSE;
```

Assembler Symbols

<R> Is a width specifier, encoded in “size”:

size	<R>
00	W
01	W
10	W
11	X

<d> Is the number [0-30] of the destination general-purpose register or the name ZR (31), encoded in the "Rd" field.

<Pg> Is the name of the governing scalable predicate register P0-P7, encoded in the "Pg" field.

<Zn> Is the name of the source scalable vector register, encoded in the "Zn" field.

<T> Is the size specifier, encoded in “size”:

size	<T>
00	B
01	H
10	S
11	D

Operation

```
CheckSVEEnabled();  
constant integer VL = CurrentVL;  
constant integer PL = VL DIV 8;  
constant integer elements = VL DIV esize;  
constant bits(PL) mask = P[g, PL];  
constant bits(VL) operand = Z[n, VL];  
bits(rsize) result;  
integer last = LastActiveElement(mask, esize);  
  
if isBefore then  
    if last < 0 then last = elements - 1;  
else  
    last = last + 1;  
    if last >= elements then last = 0;  
result = ZeroExtend(Elem[operand, last, esize], rsize);  
  
X[d, rsize] = result;
```

Operational information

If FEAT_SME is implemented and the PE is in Streaming SVE mode, then any subsequent instruction which is dependent on the general-purpose register written by this instruction might be significantly delayed.

Internal version only: aarchmrs v2025-03_rel, pseudocode v2025-03_rel ; Build timestamp: 2025-03-21T17:41

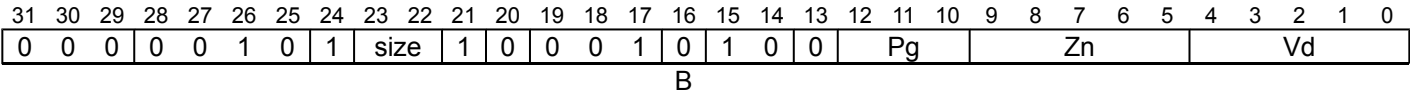
Copyright © 2010-2025 Arm Limited or its affiliates. All rights reserved. This document is Non-Confidential.

LASTA (SIMD&FP scalar)

Extract element after last to SIMD&FP scalar register

If there is an active element then extract the element after the last active element modulo the number of elements from the final source vector register.
If there are no active elements, extract element zero. Then place the extracted element in the destination SIMD&FP scalar register.

SVE (FEAT_SVE || FEAT_SME)



Encoding

LASTA <V><d>, <Pg>, <Zn>.<T>

Decode for this encoding

```
if !IsFeatureImplemented(FEAT_SVE) && !IsFeatureImplemented(FEAT_SME) then
    EndOfDecode(Decode_UNDEF);
constant integer esize = 8 << UInt(size);
constant integer g = UInt(Pg);
constant integer n = UInt(Zn);
constant integer d = UInt(Vd);
constant boolean isBefore = FALSE;
```

Assembler Symbols

<V> Is a width specifier, encoded in “size”:

size	<V>
00	B
01	H
10	S
11	D

<d> Is the number [0-31] of the destination SIMD&FP register, encoded in the "Vd" field.

<Pg> Is the name of the governing scalable predicate register P0-P7, encoded in the "Pg" field.

<Zn> Is the name of the source scalable vector register, encoded in the "Zn" field.

<T> Is the size specifier, encoded in “size”:

size	<T>
00	B
01	H
10	S
11	D

Operation

```
CheckSVEEnabled();  
constant integer VL = CurrentVL;  
constant integer PL = VL DIV 8;  
constant integer elements = VL DIV esize;  
constant bits(PL) mask = P[g, PL];  
constant bits(VL) operand = Z[n, VL];  
integer last = LastActiveElement(mask, esize);  
  
if isBefore then  
    if last < 0 then last = elements - 1;  
else  
    last = last + 1;  
    if last >= elements then last = 0;  
V[d, esize] = Elem[operand, last, esize];
```

Internal version only: aarchmrs v2025-03_rel, pseudocode v2025-03_rel ; Build timestamp: 2025-03-21T17:41

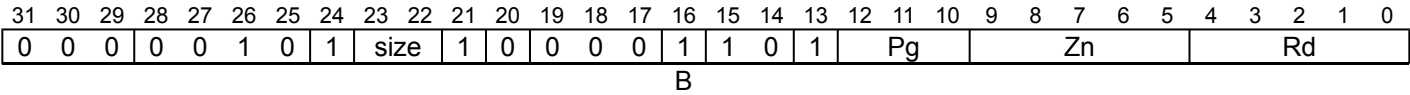
Copyright © 2010-2025 Arm Limited or its affiliates. All rights reserved. This document is Non-Confidential.

LASTB (scalar)

Extract last element to general-purpose register

If there is an active element then extract the last active element from the final source vector register. If there are no active elements, extract the highest-numbered element. Then zero-extend and place the extracted element in the destination general-purpose register.

SVE (FEAT_SVE || FEAT_SME)



Encoding

LASTB <R><d>, <Pg>, <Zn>.<T>

Decode for this encoding

```
if !IsFeatureImplemented(FEAT_SVE) && !IsFeatureImplemented(FEAT_SME) then
    EndOfDecode(Decode_UNDEF);
constant integer esize = 8 << UInt(size);
constant integer rsize = if esize < 64 then 32 else 64;
constant integer g = UInt(Pg);
constant integer n = UInt(Zn);
constant integer d = UInt(Rd);
constant boolean isBefore = TRUE;
```

Assembler Symbols

<R> Is a width specifier, encoded in “size”:

size	<R>
00	W
01	W
10	W
11	X

<d> Is the number [0-30] of the destination general-purpose register or the name ZR (31), encoded in the "Rd" field.

<Pg> Is the name of the governing scalable predicate register P0-P7, encoded in the "Pg" field.

<Zn> Is the name of the source scalable vector register, encoded in the "Zn" field.

<T> Is the size specifier, encoded in “size”:

size	<T>
00	B
01	H
10	S
11	D

Operation

```
CheckSVEEnabled();  
constant integer VL = CurrentVL;  
constant integer PL = VL DIV 8;  
constant integer elements = VL DIV esize;  
constant bits(PL) mask = P[g, PL];  
constant bits(VL) operand = Z[n, VL];  
bits(rsize) result;  
integer last = LastActiveElement(mask, esize);  
  
if isBefore then  
    if last < 0 then last = elements - 1;  
else  
    last = last + 1;  
    if last >= elements then last = 0;  
result = ZeroExtend(Elem[operand, last, esize], rsize);  
  
X[d, rsize] = result;
```

Operational information

If FEAT_SME is implemented and the PE is in Streaming SVE mode, then any subsequent instruction which is dependent on the general-purpose register written by this instruction might be significantly delayed.

Internal version only: aarchmrs v2025-03_rel, pseudocode v2025-03_rel ; Build timestamp: 2025-03-21T17:41

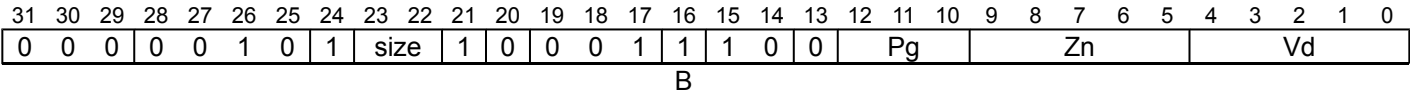
Copyright © 2010-2025 Arm Limited or its affiliates. All rights reserved. This document is Non-Confidential.

LASTB (SIMD&FP scalar)

Extract last element to SIMD&FP scalar register

If there is an active element then extract the last active element from the final source vector register. If there are no active elements, extract the highest-numbered element. Then place the extracted element in the destination SIMD&FP register.

SVE (FEAT_SVE || FEAT_SME)



Encoding

LASTB <V><d>, <Pg>, <Zn>.<T>

Decode for this encoding

```
if !IsFeatureImplemented(FEAT_SVE) && !IsFeatureImplemented(FEAT_SME) then
    EndOfDecode(Decode_UNDEF);
constant integer esize = 8 << UInt(size);
constant integer g = UInt(Pg);
constant integer n = UInt(Zn);
constant integer d = UInt(Vd);
constant boolean isBefore = TRUE;
```

Assembler Symbols

<V> Is a width specifier, encoded in “size”:

size	<V>
00	B
01	H
10	S
11	D

<d> Is the number [0-31] of the destination SIMD&FP register, encoded in the "Vd" field.

<Pg> Is the name of the governing scalable predicate register P0-P7, encoded in the "Pg" field.

<Zn> Is the name of the source scalable vector register, encoded in the "Zn" field.

<T> Is the size specifier, encoded in “size”:

size	<T>
00	B
01	H
10	S
11	D

Operation

```
CheckSVEEnabled();  
constant integer VL = CurrentVL;  
constant integer PL = VL DIV 8;  
constant integer elements = VL DIV esize;  
constant bits(PL) mask = P[g, PL];  
constant bits(VL) operand = Z[n, VL];  
integer last = LastActiveElement(mask, esize);  
  
if isBefore then  
    if last < 0 then last = elements - 1;  
else  
    last = last + 1;  
    if last >= elements then last = 0;  
V[d, esize] = Elem[operand, last, esize];
```

Internal version only: aarchmrs v2025-03_rel, pseudocode v2025-03_rel ; Build timestamp: 2025-03-21T17:41

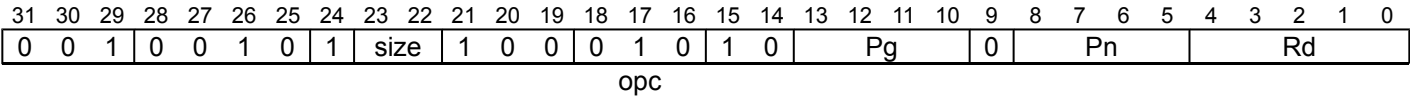
Copyright © 2010-2025 Arm Limited or its affiliates. All rights reserved. This document is Non-Confidential.

LASTP

Scalar index of last true predicate element (predicated)

Determines the index of the last active and true element of the source predicate, or minus one if there are no active and true elements, and places the scalar result in the destination general-purpose register.

SVE2 (FEAT_SVE2p2 || FEAT_SME2p2)



Encoding

LASTP <Xd>, <Pg>, <Pn>.<T>

Decode for this encoding

```
if !IsFeatureImplemented(FEAT_SVE2p2) && !IsFeatureImplemented(FEAT_SME2p2) then
    EndOfDecode(Decode_UNDEF);
constant integer esize = 8 << UInt(size);
constant integer g = UInt(Pg);
constant integer n = UInt(Pn);
constant integer d = UInt(Rd);
```

Assembler Symbols

- <Xd> Is the 64-bit name of the destination general-purpose register, encoded in the "Rd" field.
- <Pg> Is the name of the governing scalable predicate register, encoded in the "Pg" field.
- <Pn> Is the name of the source scalable predicate register, encoded in the "Pn" field.
- <T> Is the size specifier, encoded in "size":

size	<T>
00	B
01	H
10	S
11	D

Operation

```
CheckSVEEnabled();
constant integer VL = CurrentVL;
constant integer PL = VL DIV 8;
constant integer elements = VL DIV esize;
constant bits(PL) mask = P[g, PL];
constant bits(PL) operand = P[n, PL];
integer index = -1;

for e = elements-1 downto 0
    if (index == -1 && ActivePredicateElement(mask, e, esize) &&
        ActivePredicateElement(operand, e, esize)) then
        index = e;

X[d, 64] = index<63:0>;
```

Operational information

If PSTATE.DIT is 1:

- The execution time of this instruction is independent of:
 - The values of the data supplied in any of its operand registers when its governing predicate register contains the same value for each execution.
 - The values of the NZCV flags.
- The response of this instruction to asynchronous exceptions does not vary based on:
 - The values of the data supplied in any of its operand registers when its governing predicate register contains the same value for each execution.
 - The values of the NZCV flags.

If FEAT_SME is implemented and the PE is in Streaming SVE mode, then any subsequent instruction which is dependent on the general-purpose register written by this instruction might be significantly delayed.

Internal version only: aarchmrs v2025-03_rel, pseudocode v2025-03_rel ; Build timestamp: 2025-03-21T17:41

Copyright © 2010-2025 Arm Limited or its affiliates. All rights reserved. This document is Non-Confidential.

LD1B (scalar plus immediate, consecutive registers)

Contiguous load of bytes to multiple consecutive vectors (immediate index)

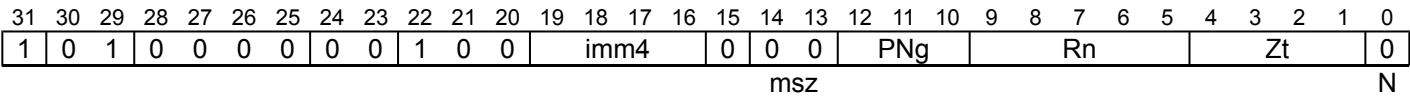
This instruction performs a contiguous load of unsigned bytes to elements of two or four consecutive vector registers from the memory address generated by a 64-bit scalar base and immediate index which is multiplied by the vector's in-memory size, irrespective of predication, and added to the base address.

Inactive elements will not cause a read from Device memory or signal a fault, and are set to zero in the destination vector.

It has encodings from 2 classes: [Two registers](#) and [Four registers](#)

Two registers

(FEAT_SME2 || FEAT_SVE2p1)



Encoding

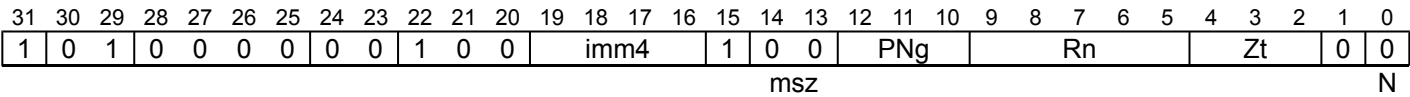
LD1B { <Zt1>.B-<Zt2>.B }, <PNg>/Z, [<Xn|SP>{, #<imm>, MUL VL}]

Decode for this encoding

```
if !IsFeatureImplemented(FEAT_SME2) && !IsFeatureImplemented(FEAT_SVE2p1) then
    EndOfDecode(Decode_UNDEF);
constant integer n = UInt(Rn);
constant integer g = UInt('1':PNg);
constant integer nreg = 2;
constant integer t = UInt(Zt:'0');
constant integer esize = 8;
constant integer offset = SInt(imm4);
```

Four registers

(FEAT_SME2 || FEAT_SVE2p1)



Encoding

LD1B { <Zt1>.B-<Zt4>.B }, <PNg>/Z, [<Xn|SP>{, #<imm>, MUL VL}]

Decode for this encoding

```
if !IsFeatureImplemented(FEAT_SME2) && !IsFeatureImplemented(FEAT_SVE2p1) then
    EndOfDecode(Decode_UNDEF);
constant integer n = UInt(Rn);
constant integer g = UInt('1':PNg);
constant integer nreg = 4;
constant integer t = UInt(Zt:'00');
constant integer esize = 8;
constant integer offset = SInt(imm4);
```

Assembler Symbols

- <Zt1> For the "Two registers" variant: is the name of the first scalable vector register to be transferred, encoded as "Zt" times 2.
For the "Four registers" variant: is the name of the first scalable vector register to be transferred, encoded as "Zt" times 4.
- <Zt2> Is the name of the second scalable vector register to be transferred, encoded as "Zt" times 2 plus 1.

<PNg>	Is the name of the governing scalable predicate register PN8-PN15, with predicate-as-counter encoding, encoded in the "PNg" field.
<Xn SP>	Is the 64-bit name of the general-purpose base register or stack pointer, encoded in the "Rn" field.
<imm>	For the "Two registers" variant: is the optional signed immediate vector offset, a multiple of 2 in the range -16 to 14, defaulting to 0, encoded in the "imm4" field. For the "Four registers" variant: is the optional signed immediate vector offset, a multiple of 4 in the range -32 to 28, defaulting to 0, encoded in the "imm4" field.
<Zt4>	Is the name of the fourth scalable vector register to be transferred, encoded as "Zt" times 4 plus 3.

Operation

```

if IsFeatureImplemented(FEAT_SVE2p1) then CheckSVEEnabled\(\); else CheckStreamingSVEEnabled\(\);
constant integer VL = CurrentVL;
constant integer PL = VL DIV 8;
constant integer elements = VL DIV esize;
constant integer mbytes = esize DIV 8;
bits(64) base;
bits(64) addr;
constant bits(PL) pred = P[g, PL];
constant bits(PL * nreg) mask = CounterToPredicate(pred<15:0>, PL * nreg);
array [0..3] of bits(VL) values;
constant boolean contiguous = TRUE;
constant boolean nontemporal = FALSE;
constant integer transfer = t;
constant boolean tagchecked = n != 31;
constant AccessDescriptor accdesc = CreateAccDescSVE(MemOp_LOAD, nontemporal, contiguous,
                                                    tagchecked);

if !AnyActiveElement(mask, esize) then
    if n == 31 && ConstrainUnpredictableBool(Unpredictable\_CHECKSPNONEACTIVE) then
        CheckSPAlignment();
else
    if n == 31 then CheckSPAlignment();

base = if n == 31 then SP[64] else X[n, 64];
addr = AddressAdd(base, offset * nreg * elements * mbytes, accdesc);

for r = 0 to nreg-1
    for e = 0 to elements-1
        if ActivePredicateElement(mask, r * elements + e, esize) then
            Elem[values[r], e, esize] = Mem[addr, mbytes, accdesc];
        else
            Elem[values[r], e, esize] = Zeros(esize);
        addr = AddressIncrement(addr, mbytes, accdesc);

for r = 0 to nreg-1
    Z[transfer+r, VL] = values[r];

```

Operational information

If PSTATE.DIT is 1, the timing of this instruction is insensitive to the value of the data being loaded or stored when its governing predicate register contains the same value for each execution.

Internal version only: aarchmrs v2025-03_rel, pseudocode v2025-03_rel ; Build timestamp: 2025-03-21T17:41

Copyright © 2010-2025 Arm Limited or its affiliates. All rights reserved. This document is Non-Confidential.

LD1B (scalar plus immediate, single register)

Contiguous load unsigned bytes to vector (immediate index)

Contiguous load of unsigned bytes to elements of a vector register from the memory address generated by a 64-bit scalar base and immediate index in the range -8 to 7 which is multiplied by the vector's in-memory size, irrespective of predication, and added to the base address. Inactive elements will not cause a read from Device memory or signal a fault, and are set to zero in the destination vector.

It has encodings from 4 classes: [8-bit element](#), [16-bit element](#), [32-bit element](#) and [64-bit element](#)

8-bit element

(FEAT_SVE || FEAT_SME)

31	30	29	28	27	26	25	24	23	22	21	20	19	18	17	16	15	14	13	12	11	10	9	8	7	6	5	4	3	2	1	0
1	0	1	0	0	1	0	0	0	0	0	imm4				1	0	1	Pg			Rn				Zt						
dtype																															

Encoding

LD1B { <Zt>.B }, <Pg>/Z, [<Xn|SP>{, #<imm>, MUL VL}]

Decode for this encoding

```
if !IsFeatureImplemented(FEAT_SVE) && !IsFeatureImplemented(FEAT_SME) then
    EndOfDecode(Decode_UNDEF);
constant integer t = UInt(Zt);
constant integer n = UInt(Rn);
constant integer g = UInt(Pg);
constant integer esize = 8;
constant integer msize = 8;
constant boolean unsigned = TRUE;
constant integer offset = SInt(imm4);
```

16-bit element

(FEAT_SVE || FEAT_SME)

31	30	29	28	27	26	25	24	23	22	21	20	19	18	17	16	15	14	13	12	11	10	9	8	7	6	5	4	3	2	1	0
1	0	1	0	0	1	0	0	0	1	0	imm4				1	0	1	Pg			Rn				Zt						
dtype																															

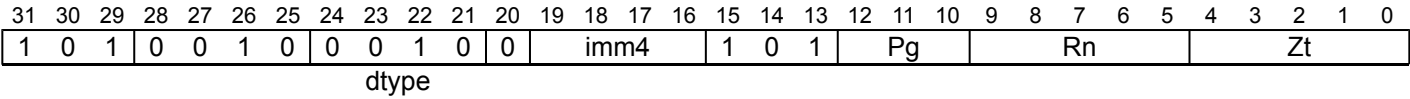
Encoding

LD1B { <Zt>.H }, <Pg>/Z, [<Xn|SP>{, #<imm>, MUL VL}]

Decode for this encoding

```
if !IsFeatureImplemented(FEAT_SVE) && !IsFeatureImplemented(FEAT_SME) then
    EndOfDecode(Decode_UNDEF);
constant integer t = UInt(Zt);
constant integer n = UInt(Rn);
constant integer g = UInt(Pg);
constant integer esize = 16;
constant integer msize = 8;
constant boolean unsigned = TRUE;
constant integer offset = SInt(imm4);
```

32-bit element
(FEAT_SVE || FEAT_SME)



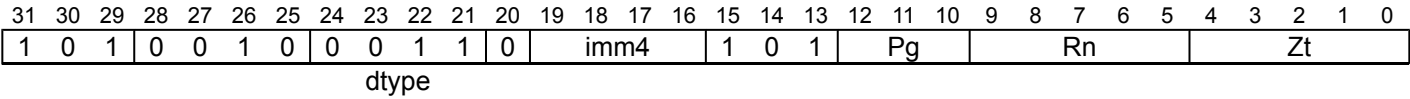
Encoding

```
LD1B { <Zt>.S }, <Pg>/Z, [<Xn|SP>{, #<imm>, MUL VL}]
```

Decode for this encoding

```
if !IsFeatureImplemented(FEAT_SVE) && !IsFeatureImplemented(FEAT_SME) then
    EndOfDecode(Decode_UNDEF);
constant integer t = UInt(Zt);
constant integer n = UInt(Rn);
constant integer g = UInt(Pg);
constant integer esize = 32;
constant integer msize = 8;
constant boolean unsigned = TRUE;
constant integer offset = SInt(imm4);
```

64-bit element
(FEAT_SVE || FEAT_SME)



Encoding

```
LD1B { <Zt>.D }, <Pg>/Z, [<Xn|SP>{, #<imm>, MUL VL}]
```

Decode for this encoding

```
if !IsFeatureImplemented(FEAT_SVE) && !IsFeatureImplemented(FEAT_SME) then
    EndOfDecode(Decode_UNDEF);
constant integer t = UInt(Zt);
constant integer n = UInt(Rn);
constant integer g = UInt(Pg);
constant integer esize = 64;
constant integer msize = 8;
constant boolean unsigned = TRUE;
constant integer offset = SInt(imm4);
```

Assembler Symbols

- <Zt> Is the name of the scalable vector register to be transferred, encoded in the "Zt" field.
- <Pg> Is the name of the governing scalable predicate register P0-P7, encoded in the "Pg" field.
- <Xn|SP> Is the 64-bit name of the general-purpose base register or stack pointer, encoded in the "Rn" field.
- <imm> Is the optional signed immediate vector offset, in the range -8 to 7, defaulting to 0, encoded in the "imm4" field.

Operation

```
CheckSVEEnabled();
constant integer VL = CurrentVL;
constant integer PL = VL DIV 8;
constant integer elements = VL DIV esize;
bits(64) base;
constant bits(PL) mask = P[g, PL];
bits(64) addr;
bits(VL) result;
bits(msize) data;
constant integer mbytes = msize DIV 8;
constant boolean contiguous = TRUE;
constant boolean nontemporal = FALSE;
constant boolean tagchecked = n != 31;
constant AccessDescriptor accdesc = CreateAccDescSVE(MemOp\_LOAD, nontemporal, contiguous,
                                                    tagchecked);

if !AnyActiveElement(mask, esize) then
    if n == 31 && ConstrainUnpredictableBool(Unpredictable\_CHECKSPNONEACTIVE) then
        CheckSPAlignment();
    else
        if n == 31 then CheckSPAlignment();

base = if n == 31 then SP[64] else X[n, 64];
addr = AddressAdd(base, offset * elements * mbytes, accdesc);

for e = 0 to elements-1
    if ActivePredicateElement(mask, e, esize) then
        data = Mem[addr, mbytes, accdesc];
        Elem[result, e, esize] = Extend(data, esize, unsigned);
    else
        Elem[result, e, esize] = Zeros(esize);
    addr = AddressIncrement(addr, mbytes, accdesc);

Z[t, VL] = result;
```

Operational information

If PSTATE.DIT is 1, the timing of this instruction is insensitive to the value of the data being loaded or stored when its governing predicate register contains the same value for each execution.

Internal version only: aarchmrs v2025-03_rel, pseudocode v2025-03_rel ; Build timestamp: 2025-03-21T17:41

Copyright © 2010-2025 Arm Limited or its affiliates. All rights reserved. This document is Non-Confidential.

LD1B (scalar plus scalar, consecutive registers)

Contiguous load of bytes to multiple consecutive vectors (scalar index)

This instruction performs a contiguous load of unsigned bytes to elements of two or four consecutive vector registers from the memory address generated by a 64-bit scalar base and scalar index which is added to the base address. After each element access the index value is incremented, but the index register is not updated.

Inactive elements will not cause a read from Device memory or signal a fault, and are set to zero in the destination vector.

It has encodings from 2 classes: [Two registers](#) and [Four registers](#)

Two registers

(FEAT_SME2 || FEAT_SVE2p1)

31	30	29	28	27	26	25	24	23	22	21	20	19	18	17	16	15	14	13	12	11	10	9	8	7	6	5	4	3	2	1	0
1	0	1	0	0	0	0	0	0	0	0	Rm				0	0	0	PNg			Rn				Zt			0			
msz																N															

Encoding

LD1B { <Zt1>.B-<Zt2>.B }, <PNg>/Z, [<Xn|SP>, <Xm>]

Decode for this encoding

```
if !IsFeatureImplemented(FEAT_SME2) && !IsFeatureImplemented(FEAT_SVE2p1) then
    EndOfDecode(Decode_UNDEF);
constant integer n = UInt(Rn);
constant integer m = UInt(Rm);
constant integer g = UInt('1':PNg);
constant integer nreg = 2;
constant integer t = UInt(Zt:'0');
constant integer esize = 8;
```

Four registers

(FEAT_SME2 || FEAT_SVE2p1)

31	30	29	28	27	26	25	24	23	22	21	20	19	18	17	16	15	14	13	12	11	10	9	8	7	6	5	4	3	2	1	0
1	0	1	0	0	0	0	0	0	0	0	Rm				1	0	0	PNg			Rn				Zt			0	0		
msz																N															

Encoding

LD1B { <Zt1>.B-<Zt4>.B }, <PNg>/Z, [<Xn|SP>, <Xm>]

Decode for this encoding

```
if !IsFeatureImplemented(FEAT_SME2) && !IsFeatureImplemented(FEAT_SVE2p1) then
    EndOfDecode(Decode_UNDEF);
constant integer n = UInt(Rn);
constant integer m = UInt(Rm);
constant integer g = UInt('1':PNg);
constant integer nreg = 4;
constant integer t = UInt(Zt:'00');
constant integer esize = 8;
```

Assembler Symbols

- <Zt1> For the "Two registers" variant: is the name of the first scalable vector register to be transferred, encoded as "Zt" times 2.
For the "Four registers" variant: is the name of the first scalable vector register to be transferred, encoded as "Zt" times 4.
- <Zt2> Is the name of the second scalable vector register to be transferred, encoded as "Zt" times 2 plus 1.

<PNg>	Is the name of the governing scalable predicate register PN8-PN15, with predicate-as-counter encoding, encoded in the "PNg" field.
<Xn SP>	Is the 64-bit name of the general-purpose base register or stack pointer, encoded in the "Rn" field.
<Xm>	Is the 64-bit name of the general-purpose offset register, encoded in the "Rm" field.
<Zt4>	Is the name of the fourth scalable vector register to be transferred, encoded as "Zt" times 4 plus 3.

Operation

```

if IsFeatureImplemented(FEAT_SVE2p1) then CheckSVEEnabled(); else CheckStreamingSVEEnabled();
constant integer VL = CurrentVL;
constant integer PL = VL DIV 8;
constant integer elements = VL DIV esize;
constant integer mbytes = esize DIV 8;
bits(64) offset;
bits(64) base;
bits(64) addr;
constant bits(PL) pred = P[g, PL];
constant bits(PL * nreg) mask = CounterToPredicate(pred<15:0>, PL * nreg);
array [0..3] of bits(VL) values;
constant boolean contiguous = TRUE;
constant boolean nontemporal = FALSE;
constant integer transfer = t;
constant boolean tagchecked = TRUE;
constant AccessDescriptor accdesc = CreateAccDescSVE(MemOp\_LOAD, nontemporal, contiguous,
                                                    tagchecked);

if !AnyActiveElement(mask, esize) then
    if n == 31 && ConstrainUnpredictableBool(Unpredictable\_CHECKSPNONEACTIVE) then
        CheckSPAlignment();
else
    if n == 31 then CheckSPAlignment();

base = if n == 31 then SP[64] else X[n, 64];
offset = X[m, 64];
addr = AddressAdd(base, UInt(offset) * mbytes, accdesc);

for r = 0 to nreg-1
    for e = 0 to elements-1
        if ActivePredicateElement(mask, r * elements + e, esize) then
            Elem[values[r], e, esize] = Mem[addr, mbytes, accdesc];
        else
            Elem[values[r], e, esize] = Zeros(esize);
        addr = AddressIncrement(addr, mbytes, accdesc);

for r = 0 to nreg-1
    Z[transfer+r, VL] = values[r];

```

Operational information

If PSTATE.DIT is 1, the timing of this instruction is insensitive to the value of the data being loaded or stored when its governing predicate register contains the same value for each execution.

Internal version only: aarchmrs v2025-03_rel, pseudocode v2025-03_rel ; Build timestamp: 2025-03-21T17:41

Copyright © 2010-2025 Arm Limited or its affiliates. All rights reserved. This document is Non-Confidential.

LD1B (scalar plus scalar, single register)

Contiguous load unsigned bytes to vector (scalar index)

Contiguous load of unsigned bytes to elements of a vector register from the memory address generated by a 64-bit scalar base and scalar index which is added to the base address. After each element access the index value is incremented, but the index register is not updated. Inactive elements will not cause a read from Device memory or signal a fault, and are set to zero in the destination vector.

It has encodings from 4 classes: [8-bit element](#) , [16-bit element](#) , [32-bit element](#) and [64-bit element](#)

8-bit element

(FEAT_SVE || FEAT_SME)

31	30	29	28	27	26	25	24	23	22	21	20	19	18	17	16	15	14	13	12	11	10	9	8	7	6	5	4	3	2	1	0
1	0	1	0	0	1	0	0	0	0		!= 11111				0	1	0	Pg			Rn				Zt						
dtype											Rm																				

Encoding

LD1B { <Zt>.B }, <Pg>/Z, [<Xn|SP>, <Xm>]

Decode for this encoding

```
if !IsFeatureImplemented(FEAT_SVE) && !IsFeatureImplemented(FEAT_SME) then
    EndOfDecode(Decode_UNDEF);
if Rm == '11111' then EndOfDecode(Decode_UNDEF);
constant integer t = UInt(Zt);
constant integer n = UInt(Rn);
constant integer m = UInt(Rm);
constant integer g = UInt(Pg);
constant integer esize = 8;
constant integer msize = 8;
constant boolean unsigned = TRUE;
```

16-bit element

(FEAT_SVE || FEAT_SME)

31	30	29	28	27	26	25	24	23	22	21	20	19	18	17	16	15	14	13	12	11	10	9	8	7	6	5	4	3	2	1	0
1	0	1	0	0	1	0	0	0	0	1	!= 11111				0	1	0	Pg			Rn				Zt						
dtype											Rm																				

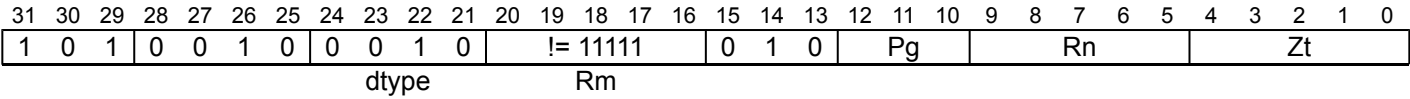
Encoding

LD1B { <Zt>.H }, <Pg>/Z, [<Xn|SP>, <Xm>]

Decode for this encoding

```
if !IsFeatureImplemented(FEAT_SVE) && !IsFeatureImplemented(FEAT_SME) then
    EndOfDecode(Decode_UNDEF);
if Rm == '11111' then EndOfDecode(Decode_UNDEF);
constant integer t = UInt(Zt);
constant integer n = UInt(Rn);
constant integer m = UInt(Rm);
constant integer g = UInt(Pg);
constant integer esize = 16;
constant integer msize = 8;
constant boolean unsigned = TRUE;
```


32-bit element
(FEAT_SVE || FEAT_SME)



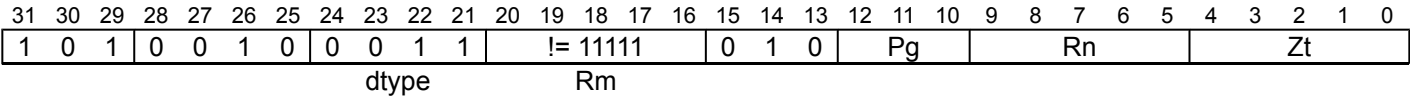
Encoding

```
LD1B { <Zt>.S }, <Pg>/Z, [<Xn|SP>, <Xm>]
```

Decode for this encoding

```
if !IsFeatureImplemented(FEAT_SVE) && !IsFeatureImplemented(FEAT_SME) then
    EndOfDecode(Decode_UNDEF);
if Rm == '11111' then EndOfDecode(Decode_UNDEF);
constant integer t = UInt(Zt);
constant integer n = UInt(Rn);
constant integer m = UInt(Rm);
constant integer g = UInt(Pg);
constant integer esize = 32;
constant integer msize = 8;
constant boolean unsigned = TRUE;
```

64-bit element
(FEAT_SVE || FEAT_SME)



Encoding

```
LD1B { <Zt>.D }, <Pg>/Z, [<Xn|SP>, <Xm>]
```

Decode for this encoding

```
if !IsFeatureImplemented(FEAT_SVE) && !IsFeatureImplemented(FEAT_SME) then
    EndOfDecode(Decode_UNDEF);
if Rm == '11111' then EndOfDecode(Decode_UNDEF);
constant integer t = UInt(Zt);
constant integer n = UInt(Rn);
constant integer m = UInt(Rm);
constant integer g = UInt(Pg);
constant integer esize = 64;
constant integer msize = 8;
constant boolean unsigned = TRUE;
```

Assembler Symbols

- <Zt> Is the name of the scalable vector register to be transferred, encoded in the "Zt" field.
- <Pg> Is the name of the governing scalable predicate register P0-P7, encoded in the "Pg" field.
- <Xn|SP> Is the 64-bit name of the general-purpose base register or stack pointer, encoded in the "Rn" field.
- <Xm> Is the 64-bit name of the general-purpose offset register, encoded in the "Rm" field.

Operation

```
CheckSVEEnabled();
constant integer VL = CurrentVL;
constant integer PL = VL DIV 8;
constant integer elements = VL DIV esize;
bits(64) base;
constant bits(PL) mask = P[g, PL];
bits(VL) result;
bits(msize) data;
bits(64) offset;
bits(64) addr;
constant integer mbytes = msize DIV 8;
constant boolean contiguous = TRUE;
constant boolean nontemporal = FALSE;
constant boolean tagchecked = TRUE;
constant AccessDescriptor accdesc = CreateAccDescSVE(MemOp\_LOAD, nontemporal, contiguous,
                                                    tagchecked);

if !AnyActiveElement(mask, esize) then
    if n == 31 && ConstrainUnpredictableBool(Unpredictable\_CHECKSPNONEACTIVE) then
        CheckSPAlignment();
    else
        if n == 31 then CheckSPAlignment();

base = if n == 31 then SP[64] else X[n, 64];
offset = X[m, 64];
addr = AddressAdd(base, UInt(offset) * mbytes, accdesc);

for e = 0 to elements-1
    if ActivePredicateElement(mask, e, esize) then
        data = Mem[addr, mbytes, accdesc];
        Elem[result, e, esize] = Extend(data, esize, unsigned);
    else
        Elem[result, e, esize] = Zeros(esize);
    addr = AddressIncrement(addr, mbytes, accdesc);

Z[t, VL] = result;
```

Operational information

If PSTATE.DIT is 1, the timing of this instruction is insensitive to the value of the data being loaded or stored when its governing predicate register contains the same value for each execution.

Internal version only: aarchmrs v2025-03_rel, pseudocode v2025-03_rel ; Build timestamp: 2025-03-21T17:41

Copyright © 2010-2025 Arm Limited or its affiliates. All rights reserved. This document is Non-Confidential.

LD1B (scalar plus vector)

Gather load unsigned bytes to vector (vector index)

Gather load of unsigned bytes to active elements of a vector register from memory addresses generated by a 64-bit scalar base plus vector index. The index values are optionally sign or zero-extended from 32 to 64 bits. Inactive elements will not cause a read from Device memory or signal faults, and are set to zero in the destination vector.

This instruction is illegal when executed in Streaming SVE mode, unless FEAT_SME_FA64 is implemented and enabled.

It has encodings from 3 classes: [32-bit unpacked unscaled offset](#), [32-bit unscaled offset](#) and [64-bit unscaled offset](#)

32-bit unpacked unscaled offset (FEAT_SVE)

31	30	29	28	27	26	25	24	23	22	21	20	19	18	17	16	15	14	13	12	11	10	9	8	7	6	5	4	3	2	1	0
1	1	0	0	0	1	0	0	0	xs	0	Zm				0	1	0	Pg			Rn				Zt						
msz											U																	ff			

Encoding

LD1B { <Zt>.D }, <Pg>/Z, [<Xn|SP>, <Zm>.D, <mod>]

Decode for this encoding

```
if !IsFeatureImplemented(FEAT_SVE) then EndOfDecode(Decode_UNDEF);
constant integer t = UInt(Zt);
constant integer n = UInt(Rn);
constant integer m = UInt(Zm);
constant integer g = UInt(Pg);
constant integer esize = 64;
constant integer msize = 8;
constant integer offs_size = 32;
constant boolean unsigned = TRUE;
constant boolean offs_unsigned = xs == '0';
constant integer scale = 0;
```

32-bit unscaled offset (FEAT_SVE)

31	30	29	28	27	26	25	24	23	22	21	20	19	18	17	16	15	14	13	12	11	10	9	8	7	6	5	4	3	2	1	0
1	0	0	0	0	1	0	0	0	xs	0	Zm				0	1	0	Pg			Rn				Zt						
opc											U																	ff			

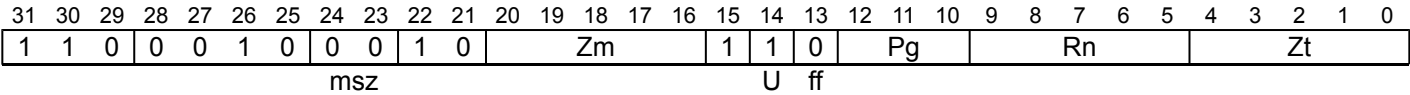
Encoding

LD1B { <Zt>.S }, <Pg>/Z, [<Xn|SP>, <Zm>.S, <mod>]

Decode for this encoding

```
if !IsFeatureImplemented(FEAT_SVE) then EndOfDecode(Decode_UNDEF);
constant integer t = UInt(Zt);
constant integer n = UInt(Rn);
constant integer m = UInt(Zm);
constant integer g = UInt(Pg);
constant integer esize = 32;
constant integer msize = 8;
constant integer offs_size = 32;
constant boolean unsigned = TRUE;
constant boolean offs_unsigned = xs == '0';
constant integer scale = 0;
```

64-bit unscaled offset
(FEAT_SVE)



Encoding

```
LD1B { <Zt>.D }, <Pg>/Z, [<Xn|SP>, <Zm>.D]
```

Decode for this encoding

```
if !IsFeatureImplemented(FEAT_SVE) then EndOfDecode(Decode_UNDEF);
constant integer t = UInt(Zt);
constant integer n = UInt(Rn);
constant integer m = UInt(Zm);
constant integer g = UInt(Pg);
constant integer esize = 64;
constant integer msize = 8;
constant integer offs_size = 64;
constant boolean unsigned = TRUE;
constant boolean offs_unsigned = TRUE;
constant integer scale = 0;
```

Assembler Symbols

- <Zt> Is the name of the scalable vector register to be transferred, encoded in the "Zt" field.
- <Pg> Is the name of the governing scalable predicate register P0-P7, encoded in the "Pg" field.
- <Xn|SP> Is the 64-bit name of the general-purpose base register or stack pointer, encoded in the "Rn" field.
- <Zm> Is the name of the offset scalable vector register, encoded in the "Zm" field.
- <mod> Is the index extend and shift specifier, encoded in “xs”:

xs	<mod>
0	UXTW
1	SXTW

Operation

```
CheckNonStreamingSVEEnabled();
constant integer VL = CurrentVL;
constant integer PL = VL DIV 8;
constant integer elements = VL DIV esize;
bits(64) base;
constant bits(PL) mask = P[g, PL];
bits(VL) offset;
bits(VL) result;
bits(msize) data;
constant integer mbytes = msize DIV 8;
constant boolean contiguous = FALSE;
constant boolean nontemporal = FALSE;
constant boolean tagchecked = TRUE;
constant AccessDescriptor accdesc = CreateAccDescSVE(MemOp\_LOAD, nontemporal, contiguous,
                                                    tagchecked);

if !AnyActiveElement(mask, esize) then
    if n == 31 && ConstrainUnpredictableBool(Unpredictable\_CHECKSPNONEACTIVE) then
        CheckSPAlignment();
    else
        if n == 31 then CheckSPAlignment();
        base = if n == 31 then SP[64] else X[n, 64];
        offset = Z[m, VL];

for e = 0 to elements-1
    if ActivePredicateElement(mask, e, esize) then
        constant integer off = Int(Elem[offset, e, esize]<offs_size-1:0>, offs_unsigned);
        constant bits(64) addr = AddressAdd(base, off << scale, accdesc);
        data = Mem[addr, mbytes, accdesc];
        Elem[result, e, esize] = Extend(data, esize, unsigned);
    else
        Elem[result, e, esize] = Zeros(esize);

Z[t, VL] = result;
```

Operational information

If PSTATE.DIT is 1, the timing of this instruction is insensitive to the value of the data being loaded or stored when its governing predicate register contains the same value for each execution.

Internal version only: aarchmrs v2025-03_rel, pseudocode v2025-03_rel ; Build timestamp: 2025-03-21T17:41

Copyright © 2010-2025 Arm Limited or its affiliates. All rights reserved. This document is Non-Confidential.

LD1B (vector plus immediate)

Gather load unsigned bytes to vector (immediate index)

Gather load of unsigned bytes to active elements of a vector register from memory addresses generated by a vector base plus immediate index. The index is in the range 0 to 31. Inactive elements will not cause a read from Device memory or signal faults, and are set to zero in the destination vector. This instruction is illegal when executed in Streaming SVE mode, unless FEAT_SME_FA64 is implemented and enabled.

It has encodings from 2 classes: [32-bit element](#) and [64-bit element](#)

32-bit element (FEAT_SVE)

31	30	29	28	27	26	25	24	23	22	21	20	19	18	17	16	15	14	13	12	11	10	9	8	7	6	5	4	3	2	1	0
1	0	0	0	0	1	0	0	0	0	1	imm5					1	1	0	Pg			Zn					Zt				
msz											U																	ff			

Encoding

LD1B { <Zt>.S }, <Pg>/Z, [<Zn>.S{, #<imm>}]

Decode for this encoding

```
if !IsFeatureImplemented(FEAT_SVE) then EndOfDecode(Decode_UNDEF);
constant integer t = UInt(Zt);
constant integer n = UInt(Zn);
constant integer g = UInt(Pg);
constant integer esize = 32;
constant integer msize = 8;
constant boolean unsigned = TRUE;
constant integer offset = UInt(imm5);
```

64-bit element (FEAT_SVE)

31	30	29	28	27	26	25	24	23	22	21	20	19	18	17	16	15	14	13	12	11	10	9	8	7	6	5	4	3	2	1	0
1	1	0	0	0	1	0	0	0	0	1	imm5					1	1	0	Pg			Zn					Zt				
msz											U		ff																		

Encoding

LD1B { <Zt>.D }, <Pg>/Z, [<Zn>.D{, #<imm>}]

Decode for this encoding

```
if !IsFeatureImplemented(FEAT_SVE) then EndOfDecode(Decode_UNDEF);
constant integer t = UInt(Zt);
constant integer n = UInt(Zn);
constant integer g = UInt(Pg);
constant integer esize = 64;
constant integer msize = 8;
constant boolean unsigned = TRUE;
constant integer offset = UInt(imm5);
```

Assembler Symbols

- <Zt> Is the name of the scalable vector register to be transferred, encoded in the "Zt" field.
- <Pg> Is the name of the governing scalable predicate register P0-P7, encoded in the "Pg" field.
- <Zn> Is the name of the base scalable vector register, encoded in the "Zn" field.

<imm> Is the optional unsigned immediate byte offset, in the range 0 to 31, defaulting to 0, encoded in the "imm5" field.

Operation

```
CheckNonStreamingSVEEnabled();
constant integer VL = CurrentVL;
constant integer PL = VL DIV 8;
constant integer elements = VL DIV esize;
constant bits(PL) mask = P[g, PL];
bits(VL) base;
bits(VL) result;
bits(msize) data;
constant integer mbytes = msize DIV 8;
constant boolean contiguous = FALSE;
constant boolean nontemporal = FALSE;
constant boolean tagchecked = TRUE;
constant AccessDescriptor accdesc = CreateAccDescSVE(MemOp_LOAD, nontemporal, contiguous,
                                                    tagchecked);

if AnyActiveElement(mask, esize) then
    base = Z[n, VL];

for e = 0 to elements-1
    if ActivePredicateElement(mask, e, esize) then
        constant bits(64) baddr = ZeroExtend(Elem[base, e, esize], 64);
        constant bits(64) addr = AddressAdd(baddr, offset * mbytes, accdesc);
        data = Mem[addr, mbytes, accdesc];
        Elem[result, e, esize] = Extend(data, esize, unsigned);
    else
        Elem[result, e, esize] = Zeros(esize);

Z[t, VL] = result;
```

Operational information

If PSTATE.DIT is 1, the timing of this instruction is insensitive to the value of the data being loaded or stored when its governing predicate register contains the same value for each execution.

Internal version only: aarchmrs v2025-03_rel, pseudocode v2025-03_rel ; Build timestamp: 2025-03-21T17:41

Copyright © 2010-2025 Arm Limited or its affiliates. All rights reserved. This document is Non-Confidential.

LD1D (scalar plus immediate, consecutive registers)

Contiguous load of doublewords to multiple consecutive vectors (immediate index)

This instruction performs a contiguous load of unsigned doublewords to elements of two or four consecutive vector registers from the memory address generated by a 64-bit scalar base and immediate index which is multiplied by the vector's in-memory size, irrespective of predication, and added to the base address.

Inactive elements will not cause a read from Device memory or signal a fault, and are set to zero in the destination vector.

It has encodings from 2 classes: [Two registers](#) and [Four registers](#)

Two registers

(FEAT_SME2 || FEAT_SVE2p1)

31	30	29	28	27	26	25	24	23	22	21	20	19	18	17	16	15	14	13	12	11	10	9	8	7	6	5	4	3	2	1	0
1	0	1	0	0	0	0	0	0	1	0	0	imm4				0	1	1	PNg			Rn				Zt			0		
																msz														N	

Encoding

LD1D { <Zt1>.D-<Zt2>.D }, <PNg>/Z, [<Xn|SP>{, #<imm>, MUL VL}]

Decode for this encoding

```
if !IsFeatureImplemented(FEAT_SME2) && !IsFeatureImplemented(FEAT_SVE2p1) then
    EndOfDecode(Decode_UNDEF);
constant integer n = UInt(Rn);
constant integer g = UInt('1':PNg);
constant integer nreg = 2;
constant integer t = UInt(Zt:'0');
constant integer esize = 64;
constant integer offset = SInt(imm4);
```

Four registers

(FEAT_SME2 || FEAT_SVE2p1)

31	30	29	28	27	26	25	24	23	22	21	20	19	18	17	16	15	14	13	12	11	10	9	8	7	6	5	4	3	2	1	0
1	0	1	0	0	0	0	0	0	1	0	0	imm4				1	1	1	PNg			Rn				Zt			0	0	
																msz														N	

Encoding

LD1D { <Zt1>.D-<Zt4>.D }, <PNg>/Z, [<Xn|SP>{, #<imm>, MUL VL}]

Decode for this encoding

```
if !IsFeatureImplemented(FEAT_SME2) && !IsFeatureImplemented(FEAT_SVE2p1) then
    EndOfDecode(Decode_UNDEF);
constant integer n = UInt(Rn);
constant integer g = UInt('1':PNg);
constant integer nreg = 4;
constant integer t = UInt(Zt:'00');
constant integer esize = 64;
constant integer offset = SInt(imm4);
```

Assembler Symbols

- <Zt1> For the "Two registers" variant: is the name of the first scalable vector register to be transferred, encoded as "Zt" times 2.
For the "Four registers" variant: is the name of the first scalable vector register to be transferred, encoded as "Zt" times 4.
- <Zt2> Is the name of the second scalable vector register to be transferred, encoded as "Zt" times 2 plus 1.

<PNg>	Is the name of the governing scalable predicate register PN8-PN15, with predicate-as-counter encoding, encoded in the "PNg" field.
<Xn SP>	Is the 64-bit name of the general-purpose base register or stack pointer, encoded in the "Rn" field.
<imm>	For the "Two registers" variant: is the optional signed immediate vector offset, a multiple of 2 in the range -16 to 14, defaulting to 0, encoded in the "imm4" field. For the "Four registers" variant: is the optional signed immediate vector offset, a multiple of 4 in the range -32 to 28, defaulting to 0, encoded in the "imm4" field.
<Zt4>	Is the name of the fourth scalable vector register to be transferred, encoded as "Zt" times 4 plus 3.

Operation

```

if IsFeatureImplemented(FEAT_SVE2p1) then CheckSVEEnabled\(\); else CheckStreamingSVEEnabled\(\);
constant integer VL = CurrentVL;
constant integer PL = VL DIV 8;
constant integer elements = VL DIV esize;
constant integer mbytes = esize DIV 8;
bits(64) base;
bits(64) addr;
constant bits(PL) pred = P[g, PL];
constant bits(PL * nreg) mask = CounterToPredicate(pred<15:0>, PL * nreg);
array [0..3] of bits(VL) values;
constant boolean contiguous = TRUE;
constant boolean nontemporal = FALSE;
constant integer transfer = t;
constant boolean tagchecked = n != 31;
constant AccessDescriptor accdesc = CreateAccDescSVE(MemOp_LOAD, nontemporal, contiguous,
                                                    tagchecked);

if !AnyActiveElement(mask, esize) then
    if n == 31 && ConstrainUnpredictableBool(Unpredictable\_CHECKSPNONEACTIVE) then
        CheckSPAlignment();
else
    if n == 31 then CheckSPAlignment();

base = if n == 31 then SP[64] else X[n, 64];
addr = AddressAdd(base, offset * nreg * elements * mbytes, accdesc);

for r = 0 to nreg-1
    for e = 0 to elements-1
        if ActivePredicateElement(mask, r * elements + e, esize) then
            Elem[values[r], e, esize] = Mem[addr, mbytes, accdesc];
        else
            Elem[values[r], e, esize] = Zeros(esize);
        addr = AddressIncrement(addr, mbytes, accdesc);

for r = 0 to nreg-1
    Z[transfer+r, VL] = values[r];

```

Operational information

If PSTATE.DIT is 1, the timing of this instruction is insensitive to the value of the data being loaded or stored when its governing predicate register contains the same value for each execution.

Internal version only: aarchmrs v2025-03_rel, pseudocode v2025-03_rel ; Build timestamp: 2025-03-21T17:41

Copyright © 2010-2025 Arm Limited or its affiliates. All rights reserved. This document is Non-Confidential.

LD1D (scalar plus immediate, single register)

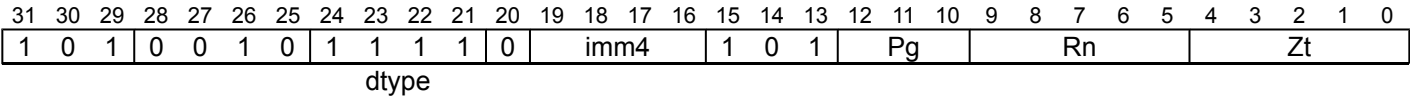
Contiguous load unsigned doublewords to vector (immediate index)

Contiguous load of unsigned doublewords to elements of a vector register from the memory address generated by a 64-bit scalar base and immediate index in the range -8 to 7 which is multiplied by the vector's in-memory size, irrespective of predication, and added to the base address. Inactive elements will not cause a read from Device memory or signal a fault, and are set to zero in the destination vector.

The 128-bit element variant is illegal when executed in Streaming SVE mode, unless FEAT_SME_FA64 is implemented and enabled.

It has encodings from 2 classes: [64-bit element](#) and [128-bit element](#)

64-bit element (FEAT_SVE || FEAT_SME)



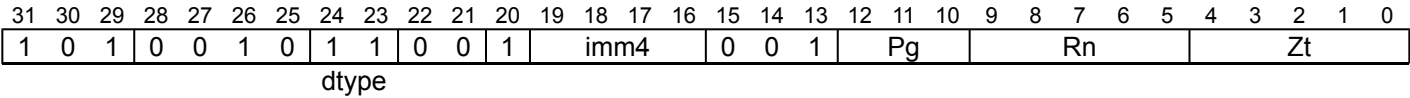
Encoding

LD1D { <Zt>.D }, <Pg>/Z, [<Xn|SP>{, #<imm>, MUL VL}]

Decode for this encoding

```
if !IsFeatureImplemented(FEAT_SVE) && !IsFeatureImplemented(FEAT_SME) then
    EndOfDecode(Decode_UNDEF);
constant integer t = UInt(Zt);
constant integer n = UInt(Rn);
constant integer g = UInt(Pg);
constant integer esize = 64;
constant integer msize = 64;
constant boolean unsigned = TRUE;
constant integer offset = SInt(imm4);
```

128-bit element (FEAT_SVE2p1)



Encoding

LD1D { <Zt>.Q }, <Pg>/Z, [<Xn|SP>{, #<imm>, MUL VL}]

Decode for this encoding

```
if !IsFeatureImplemented(FEAT_SVE2p1) then EndOfDecode(Decode_UNDEF);
constant integer t = UInt(Zt);
constant integer n = UInt(Rn);
constant integer g = UInt(Pg);
constant integer esize = 128;
constant integer msize = 64;
constant boolean unsigned = TRUE;
constant integer offset = SInt(imm4);
```

Assembler Symbols

- <Zt> Is the name of the scalable vector register to be transferred, encoded in the "Zt" field.
- <Pg> Is the name of the governing scalable predicate register P0-P7, encoded in the "Pg" field.

<Xn|SP> Is the 64-bit name of the general-purpose base register or stack pointer, encoded in the "Rn" field.

<imm> Is the optional signed immediate vector offset, in the range -8 to 7, defaulting to 0, encoded in the "imm4" field.

Operation

```

if esize < 128 then CheckSVEEnabled(); else CheckNonStreamingSVEEnabled();
constant integer VL = CurrentVL;
constant integer PL = VL DIV 8;
constant integer elements = VL DIV esize;
bits(64) base;
constant bits(PL) mask = P[g, PL];
bits(64) addr;
bits(VL) result;
bits(msize) data;
constant integer mbytes = msize DIV 8;
constant boolean contiguous = TRUE;
constant boolean nontemporal = FALSE;
constant boolean tagchecked = n != 31;
constant AccessDescriptor accdesc = CreateAccDescSVE(MemOp\_LOAD, nontemporal, contiguous,
                                                    tagchecked);

if !AnyActiveElement(mask, esize) then
    if n == 31 && ConstrainUnpredictableBool(Unpredictable\_CHECKSPNONEACTIVE) then
        CheckSPAlignment();
    else
        if n == 31 then CheckSPAlignment();

base = if n == 31 then SP[64] else X[n, 64];
addr = AddressAdd(base, offset * elements * mbytes, accdesc);

for e = 0 to elements-1
    if ActivePredicateElement(mask, e, esize) then
        data = Mem[addr, mbytes, accdesc];
        Elem[result, e, esize] = Extend(data, esize, unsigned);
    else
        Elem[result, e, esize] = Zeros(esize);
    addr = AddressIncrement(addr, mbytes, accdesc);

Z[t, VL] = result;

```

Operational information

If PSTATE.DIT is 1, the timing of this instruction is insensitive to the value of the data being loaded or stored when its governing predicate register contains the same value for each execution.

Internal version only: aarchmrs v2025-03_rel, pseudocode v2025-03_rel ; Build timestamp: 2025-03-21T17:41

Copyright © 2010-2025 Arm Limited or its affiliates. All rights reserved. This document is Non-Confidential.

LD1D (scalar plus scalar, consecutive registers)

Contiguous load of doublewords to multiple consecutive vectors (scalar index)

This instruction performs a contiguous load of unsigned doublewords to elements of two or four consecutive vector registers from the memory address generated by a 64-bit scalar base and scalar index which is added to the base address. After each element access the index value is incremented, but the index register is not updated.

Inactive elements will not cause a read from Device memory or signal a fault, and are set to zero in the destination vector.

It has encodings from 2 classes: [Two registers](#) and [Four registers](#)

Two registers

(FEAT_SME2 || FEAT_SVE2p1)

31	30	29	28	27	26	25	24	23	22	21	20	19	18	17	16	15	14	13	12	11	10	9	8	7	6	5	4	3	2	1	0
1	0	1	0	0	0	0	0	0	0	0	Rm				0	1	1	PNg			Rn				Zt			0			
msz																N															

Encoding

LD1D { <Zt1>.D-<Zt2>.D }, <PNg>/Z, [<Xn|SP>, <Xm>, LSL #3]

Decode for this encoding

```
if !IsFeatureImplemented(FEAT_SME2) && !IsFeatureImplemented(FEAT_SVE2p1) then
    EndOfDecode(Decode_UNDEF);
constant integer n = UInt(Rn);
constant integer m = UInt(Rm);
constant integer g = UInt('1':PNg);
constant integer nreg = 2;
constant integer t = UInt(Zt:'0');
constant integer esize = 64;
```

Four registers

(FEAT_SME2 || FEAT_SVE2p1)

31	30	29	28	27	26	25	24	23	22	21	20	19	18	17	16	15	14	13	12	11	10	9	8	7	6	5	4	3	2	1	0
1	0	1	0	0	0	0	0	0	0	0	Rm				1	1	1	PNg			Rn				Zt			0	0		
msz																N															

Encoding

LD1D { <Zt1>.D-<Zt4>.D }, <PNg>/Z, [<Xn|SP>, <Xm>, LSL #3]

Decode for this encoding

```
if !IsFeatureImplemented(FEAT_SME2) && !IsFeatureImplemented(FEAT_SVE2p1) then
    EndOfDecode(Decode_UNDEF);
constant integer n = UInt(Rn);
constant integer m = UInt(Rm);
constant integer g = UInt('1':PNg);
constant integer nreg = 4;
constant integer t = UInt(Zt:'00');
constant integer esize = 64;
```

Assembler Symbols

- <Zt1> For the "Two registers" variant: is the name of the first scalable vector register to be transferred, encoded as "Zt" times 2.
For the "Four registers" variant: is the name of the first scalable vector register to be transferred, encoded as "Zt" times 4.
- <Zt2> Is the name of the second scalable vector register to be transferred, encoded as "Zt" times 2 plus 1.

<PNg>	Is the name of the governing scalable predicate register PN8-PN15, with predicate-as-counter encoding, encoded in the "PNg" field.
<Xn SP>	Is the 64-bit name of the general-purpose base register or stack pointer, encoded in the "Rn" field.
<Xm>	Is the 64-bit name of the general-purpose offset register, encoded in the "Rm" field.
<Zt4>	Is the name of the fourth scalable vector register to be transferred, encoded as "Zt" times 4 plus 3.

Operation

```

if IsFeatureImplemented(FEAT_SVE2p1) then CheckSVEEnabled(); else CheckStreamingSVEEnabled();
constant integer VL = CurrentVL;
constant integer PL = VL DIV 8;
constant integer elements = VL DIV esize;
constant integer mbytes = esize DIV 8;
bits(64) offset;
bits(64) base;
bits(64) addr;
constant bits(PL) pred = P[g, PL];
constant bits(PL * nreg) mask = CounterToPredicate(pred<15:0>, PL * nreg);
array [0..3] of bits(VL) values;
constant boolean contiguous = TRUE;
constant boolean nontemporal = FALSE;
constant integer transfer = t;
constant boolean tagchecked = TRUE;
constant AccessDescriptor accdesc = CreateAccDescSVE(MemOp\_LOAD, nontemporal, contiguous,
                                                    tagchecked);

if !AnyActiveElement(mask, esize) then
    if n == 31 && ConstrainUnpredictableBool(Unpredictable\_CHECKSPNONEACTIVE) then
        CheckSPAlignment();
else
    if n == 31 then CheckSPAlignment();

base = if n == 31 then SP[64] else X[n, 64];
offset = X[m, 64];
addr = AddressAdd(base, UInt(offset) * mbytes, accdesc);

for r = 0 to nreg-1
    for e = 0 to elements-1
        if ActivePredicateElement(mask, r * elements + e, esize) then
            Elem[values[r], e, esize] = Mem[addr, mbytes, accdesc];
        else
            Elem[values[r], e, esize] = Zeros(esize);
        addr = AddressIncrement(addr, mbytes, accdesc);

for r = 0 to nreg-1
    Z[transfer+r, VL] = values[r];

```

Operational information

If PSTATE.DIT is 1, the timing of this instruction is insensitive to the value of the data being loaded or stored when its governing predicate register contains the same value for each execution.

Internal version only: aarchmrs v2025-03_rel, pseudocode v2025-03_rel ; Build timestamp: 2025-03-21T17:41

Copyright © 2010-2025 Arm Limited or its affiliates. All rights reserved. This document is Non-Confidential.

LD1D (scalar plus scalar, single register)

Contiguous load unsigned doublewords to vector (scalar index)

Contiguous load of unsigned doublewords to elements of a vector register from the memory address generated by a 64-bit scalar base and scalar index which is multiplied by 8 and added to the base address. After each element access the index value is incremented, but the index register is not updated. Inactive elements will not cause a read from Device memory or signal a fault, and are set to zero in the destination vector.

The 128-bit element variant is illegal when executed in Streaming SVE mode, unless FEAT_SME_FA64 is implemented and enabled.

It has encodings from 2 classes: [64-bit element](#) and [128-bit element](#)

64-bit element

(FEAT_SVE || FEAT_SME)

31	30	29	28	27	26	25	24	23	22	21	20	19	18	17	16	15	14	13	12	11	10	9	8	7	6	5	4	3	2	1	0								
1	0	1	0	0	1	0	1	1	1	1	!= 11111					0	1	0	Pg				Rn				Zt												
dtype												Rm																											

Encoding

LD1D { <Zt>.D }, <Pg>/Z, [<Xn|SP>, <Xm>, LSL #3]

Decode for this encoding

```
if !IsFeatureImplemented(FEAT_SVE) && !IsFeatureImplemented(FEAT_SME) then
    EndOfDecode(Decode_UNDEF);
if Rm == '11111' then EndOfDecode(Decode_UNDEF);
constant integer t = UInt(Zt);
constant integer n = UInt(Rn);
constant integer m = UInt(Rm);
constant integer g = UInt(Pg);
constant integer esize = 64;
constant integer msize = 64;
constant boolean unsigned = TRUE;
```

128-bit element

(FEAT_SVE2p1)

31	30	29	28	27	26	25	24	23	22	21	20	19	18	17	16	15	14	13	12	11	10	9	8	7	6	5	4	3	2	1	0
1	0	1	0	0	1	0	1	1	0	0	!= 11111				1	0	0	Pg				Rn				Zt					
dtype												Rm																			

Encoding

LD1D { <Zt>.Q }, <Pg>/Z, [<Xn|SP>, <Xm>, LSL #3]

Decode for this encoding

```
if !IsFeatureImplemented(FEAT_SVE2p1) then EndOfDecode(Decode_UNDEF);
if Rm == '11111' then EndOfDecode(Decode_UNDEF);
constant integer t = UInt(Zt);
constant integer n = UInt(Rn);
constant integer m = UInt(Rm);
constant integer g = UInt(Pg);
constant integer esize = 128;
constant integer msize = 64;
constant boolean unsigned = TRUE;
```

Assembler Symbols

<Zt> Is the name of the scalable vector register to be transferred, encoded in the "Zt" field.

<Pg>	Is the name of the governing scalable predicate register P0-P7, encoded in the "Pg" field.
<Xn SP>	Is the 64-bit name of the general-purpose base register or stack pointer, encoded in the "Rn" field.
<Xm>	Is the 64-bit name of the general-purpose offset register, encoded in the "Rm" field.

Operation

```

if esize < 128 then CheckSVEEnabled(); else CheckNonStreamingSVEEnabled();
constant integer VL = CurrentVL;
constant integer PL = VL DIV 8;
constant integer elements = VL DIV esize;
bits(64) base;
constant bits(PL) mask = P[g, PL];
bits(VL) result;
bits(msize) data;
bits(64) offset;
bits(64) addr;
constant integer mbytes = msize DIV 8;
constant boolean contiguous = TRUE;
constant boolean nontemporal = FALSE;
constant boolean tagchecked = TRUE;
constant AccessDescriptor accdesc = CreateAccDescSVE(MemOp\_LOAD, nontemporal, contiguous,
                                                    tagchecked);

if !AnyActiveElement(mask, esize) then
    if n == 31 && ConstrainUnpredictableBool(Unpredictable\_CHECKSPNONEACTIVE) then
        CheckSPAlignment();
    else
        if n == 31 then CheckSPAlignment();

base = if n == 31 then SP[64] else X[n, 64];
offset = X[m, 64];
addr = AddressAdd(base, UInt(offset) * mbytes, accdesc);

for e = 0 to elements-1
    if ActivePredicateElement(mask, e, esize) then
        data = Mem[addr, mbytes, accdesc];
        Elem[result, e, esize] = Extend(data, esize, unsigned);
    else
        Elem[result, e, esize] = Zeros(esize);
        addr = AddressIncrement(addr, mbytes, accdesc);

Z[t, VL] = result;

```

Operational information

If PSTATE.DIT is 1, the timing of this instruction is insensitive to the value of the data being loaded or stored when its governing predicate register contains the same value for each execution.

Internal version only: aarchmrs v2025-03_rel, pseudocode v2025-03_rel ; Build timestamp: 2025-03-21T17:41

Copyright © 2010-2025 Arm Limited or its affiliates. All rights reserved. This document is Non-Confidential.

LD1D (scalar plus vector)

Gather load doublewords to vector (vector index)

Gather load of doublewords to active elements of a vector register from memory addresses generated by a 64-bit scalar base plus vector index. The index values are optionally first sign or zero-extended from 32 to 64 bits and then optionally multiplied by 8. Inactive elements will not cause a read from Device memory or signal faults, and are set to zero in the destination vector.

This instruction is illegal when executed in Streaming SVE mode, unless FEAT_SME_FA64 is implemented and enabled.

It has encodings from 4 classes: [32-bit unpacked scaled offset](#), [32-bit unpacked unscaled offset](#), [64-bit scaled offset](#) and [64-bit unscaled offset](#)

32-bit unpacked scaled offset (FEAT_SVE)

31	30	29	28	27	26	25	24	23	22	21	20	19	18	17	16	15	14	13	12	11	10	9	8	7	6	5	4	3	2	1	0
1	1	0	0	0	1	0	1	1	xs	1	Zm				0	1	0	Pg				Rn				Zt					
opc											U ff																				

Encoding

LD1D { <Zt>.D }, <Pg>/Z, [<Xn|SP>, <Zm>.D, <mod> #3]

Decode for this encoding

```
if !IsFeatureImplemented(FEAT_SVE) then EndOfDecode(Decode_UNDEF);
constant integer t = UInt(Zt);
constant integer n = UInt(Rn);
constant integer m = UInt(Zm);
constant integer g = UInt(Pg);
constant integer esize = 64;
constant integer msize = 64;
constant integer offs_size = 32;
constant boolean unsigned = TRUE;
constant boolean offs_unsigned = xs == '0';
constant integer scale = 3;
```

32-bit unpacked unscaled offset (FEAT_SVE)

31	30	29	28	27	26	25	24	23	22	21	20	19	18	17	16	15	14	13	12	11	10	9	8	7	6	5	4	3	2	1	0
1	1	0	0	0	1	0	1	1	xs	0	Zm			0	1	0	Pg			Rn			Zt								
msz											U ff																				

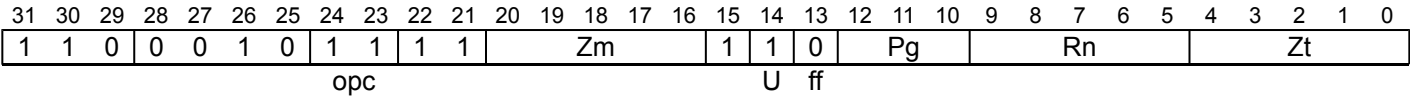
Encoding

LD1D { <Zt>.D }, <Pg>/Z, [<Xn|SP>, <Zm>.D, <mod>]

Decode for this encoding

```
if !IsFeatureImplemented(FEAT_SVE) then EndOfDecode(Decode_UNDEF);
constant integer t = UInt(Zt);
constant integer n = UInt(Rn);
constant integer m = UInt(Zm);
constant integer g = UInt(Pg);
constant integer esize = 64;
constant integer msize = 64;
constant integer offs_size = 32;
constant boolean unsigned = TRUE;
constant boolean offs_unsigned = xs == '0';
constant integer scale = 0;
```


64-bit scaled offset
(FEAT_SVE)



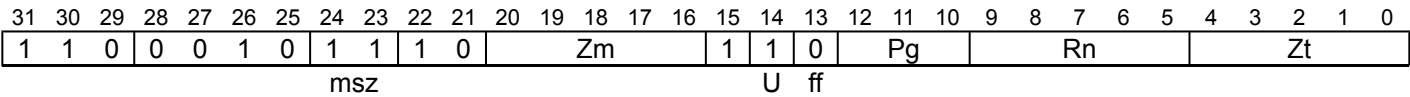
Encoding

```
LD1D { <Zt>.D }, <Pg>/Z, [<Xn|SP>, <Zm>.D, LSL #3]
```

Decode for this encoding

```
if !IsFeatureImplemented(FEAT_SVE) then EndOfDecode(Decode_UNDEF);
constant integer t = UInt(Zt);
constant integer n = UInt(Rn);
constant integer m = UInt(Zm);
constant integer g = UInt(Pg);
constant integer esize = 64;
constant integer msize = 64;
constant integer offs_size = 64;
constant boolean unsigned = TRUE;
constant boolean offs_unsigned = TRUE;
constant integer scale = 3;
```

64-bit unscaled offset
(FEAT_SVE)



Encoding

```
LD1D { <Zt>.D }, <Pg>/Z, [<Xn|SP>, <Zm>.D]
```

Decode for this encoding

```
if !IsFeatureImplemented(FEAT_SVE) then EndOfDecode(Decode_UNDEF);
constant integer t = UInt(Zt);
constant integer n = UInt(Rn);
constant integer m = UInt(Zm);
constant integer g = UInt(Pg);
constant integer esize = 64;
constant integer msize = 64;
constant integer offs_size = 64;
constant boolean unsigned = TRUE;
constant boolean offs_unsigned = TRUE;
constant integer scale = 0;
```

Assembler Symbols

- <Zt> Is the name of the scalable vector register to be transferred, encoded in the "Zt" field.
- <Pg> Is the name of the governing scalable predicate register P0-P7, encoded in the "Pg" field.
- <Xn|SP> Is the 64-bit name of the general-purpose base register or stack pointer, encoded in the "Rn" field.
- <Zm> Is the name of the offset scalable vector register, encoded in the "Zm" field.
- <mod> Is the index extend and shift specifier, encoded in "xs":

xs	<mod>
0	UXTW
1	SXTW

Operation

```

CheckNonStreamingSVEEnabled();
constant integer VL = CurrentVL;
constant integer PL = VL DIV 8;
constant integer elements = VL DIV esize;
bits(64) base;
constant bits(PL) mask = P[g, PL];
bits(VL) offset;
bits(VL) result;
bits(msize) data;
constant integer mbytes = msize DIV 8;
constant boolean contiguous = FALSE;
constant boolean nontemporal = FALSE;
constant boolean tagchecked = TRUE;
constant AccessDescriptor accdesc = CreateAccDescSVE(MemOp\_LOAD, nontemporal, contiguous,
                                                    tagchecked);

if !AnyActiveElement(mask, esize) then
    if n == 31 && ConstrainUnpredictableBool(Unpredictable\_CHECKSPNONEACTIVE) then
        CheckSPAlignment();
    else
        if n == 31 then CheckSPAlignment();
        base = if n == 31 then SP[64] else X[n, 64];
        offset = Z[m, VL];

for e = 0 to elements-1
    if ActivePredicateElement(mask, e, esize) then
        constant integer off = Int(Elem[offset, e, esize]<offs_size-1:0>, offs_unsigned);
        constant bits(64) addr = AddressAdd(base, off << scale, accdesc);
        data = Mem[addr, mbytes, accdesc];
        Elem[result, e, esize] = Extend(data, esize, unsigned);
    else
        Elem[result, e, esize] = Zeros(esize);

Z[t, VL] = result;

```

Operational information

If PSTATE.DIT is 1, the timing of this instruction is insensitive to the value of the data being loaded or stored when its governing predicate register contains the same value for each execution.

Internal version only: aarchmrs v2025-03_rel, pseudocode v2025-03_rel ; Build timestamp: 2025-03-21T17:41

Copyright © 2010-2025 Arm Limited or its affiliates. All rights reserved. This document is Non-Confidential.

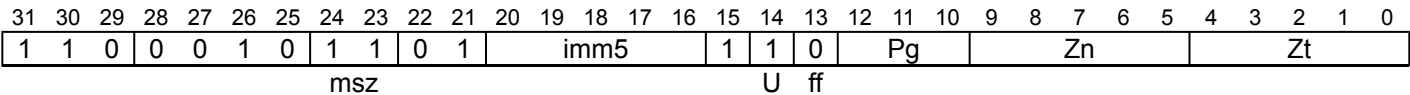
LD1D (vector plus immediate)

Gather load doublewords to vector (immediate index)

Gather load of doublewords to active elements of a vector register from memory addresses generated by a vector base plus immediate index. The index is a multiple of 8 in the range 0 to 248. Inactive elements will not cause a read from Device memory or signal faults, and are set to zero in the destination vector.

This instruction is illegal when executed in Streaming SVE mode, unless FEAT_SME_FA64 is implemented and enabled.

SVE (FEAT_SVE)



Encoding

LD1D { <Zt>.D }, <Pg>/Z, [<Zn>.D{, #<imm>}]

Decode for this encoding

```
if !IsFeatureImplemented(FEAT_SVE) then EndOfDecode(Decode_UNDEF);
constant integer t = UInt(Zt);
constant integer n = UInt(Zn);
constant integer g = UInt(Pg);
constant integer esize = 64;
constant integer msize = 64;
constant boolean unsigned = TRUE;
constant integer offset = UInt(imm5);
```

Assembler Symbols

- <Zt> Is the name of the scalable vector register to be transferred, encoded in the "Zt" field.
- <Pg> Is the name of the governing scalable predicate register P0-P7, encoded in the "Pg" field.
- <Zn> Is the name of the base scalable vector register, encoded in the "Zn" field.
- <imm> Is the optional unsigned immediate byte offset, a multiple of 8 in the range 0 to 248, defaulting to 0, encoded in the "imm5" field.

Operation

```
CheckNonStreamingSVEEnabled();
constant integer VL = CurrentVL;
constant integer PL = VL DIV 8;
constant integer elements = VL DIV esize;
constant bits(PL) mask = P[g, PL];
bits(VL) base;
bits(VL) result;
bits(msize) data;
constant integer mbytes = msize DIV 8;
constant boolean contiguous = FALSE;
constant boolean nontemporal = FALSE;
constant boolean tagchecked = TRUE;
constant AccessDescriptor accdesc = CreateAccDescSVE(MemOp\_LOAD, nontemporal, contiguous,
                                                    tagchecked);

if AnyActiveElement(mask, esize) then
    base = Z[n, VL];

for e = 0 to elements-1
    if ActivePredicateElement(mask, e, esize) then
        constant bits(64) baddr = ZeroExtend(Elem[base, e, esize], 64);
        constant bits(64) addr = AddressAdd(baddr, offset * mbytes, accdesc);
        data = Mem[addr, mbytes, accdesc];
        Elem[result, e, esize] = Extend(data, esize, unsigned);
    else
        Elem[result, e, esize] = Zeros(esize);

Z[t, VL] = result;
```

Operational information

If PSTATE.DIT is 1, the timing of this instruction is insensitive to the value of the data being loaded or stored when its governing predicate register contains the same value for each execution.

Internal version only: aarchmrs v2025-03_rel, pseudocode v2025-03_rel ; Build timestamp: 2025-03-21T17:41

Copyright © 2010-2025 Arm Limited or its affiliates. All rights reserved. This document is Non-Confidential.

LD1H (scalar plus immediate, consecutive registers)

Contiguous load of halfwords to multiple consecutive vectors (immediate index)

This instruction performs a contiguous load of unsigned halfwords to elements of two or four consecutive vector registers from the memory address generated by a 64-bit scalar base and immediate index which is multiplied by the vector's in-memory size, irrespective of predication, and added to the base address.

Inactive elements will not cause a read from Device memory or signal a fault, and are set to zero in the destination vector.

It has encodings from 2 classes: [Two registers](#) and [Four registers](#)

Two registers

(FEAT_SME2 || FEAT_SVE2p1)

31	30	29	28	27	26	25	24	23	22	21	20	19	18	17	16	15	14	13	12	11	10	9	8	7	6	5	4	3	2	1	0
1	0	1	0	0	0	0	0	0	1	0	0	imm4			0	0	1	PNg			Rn			Zt			0				
msz																N															

Encoding

LD1H { <Zt1>.H-<Zt2>.H }, <PNg>/Z, [<Xn|SP>{, #<imm>, MUL VL}]

Decode for this encoding

```
if !IsFeatureImplemented(FEAT_SME2) && !IsFeatureImplemented(FEAT_SVE2p1) then
    EndOfDecode(Decode_UNDEF);
constant integer n = UInt(Rn);
constant integer g = UInt('1':PNg);
constant integer nreg = 2;
constant integer t = UInt(Zt:'0');
constant integer esize = 16;
constant integer offset = SInt(imm4);
```

Four registers

(FEAT_SME2 || FEAT_SVE2p1)

31	30	29	28	27	26	25	24	23	22	21	20	19	18	17	16	15	14	13	12	11	10	9	8	7	6	5	4	3	2	1	0
1	0	1	0	0	0	0	0	0	1	0	0	imm4			1	0	1	PNg			Rn			Zt			0	0			
msz																N															

Encoding

LD1H { <Zt1>.H-<Zt4>.H }, <PNg>/Z, [<Xn|SP>{, #<imm>, MUL VL}]

Decode for this encoding

```
if !IsFeatureImplemented(FEAT_SME2) && !IsFeatureImplemented(FEAT_SVE2p1) then
    EndOfDecode(Decode_UNDEF);
constant integer n = UInt(Rn);
constant integer g = UInt('1':PNg);
constant integer nreg = 4;
constant integer t = UInt(Zt:'00');
constant integer esize = 16;
constant integer offset = SInt(imm4);
```

Assembler Symbols

- <Zt1> For the "Two registers" variant: is the name of the first scalable vector register to be transferred, encoded as "Zt" times 2.
For the "Four registers" variant: is the name of the first scalable vector register to be transferred, encoded as "Zt" times 4.
- <Zt2> Is the name of the second scalable vector register to be transferred, encoded as "Zt" times 2 plus 1.

<PNg>	Is the name of the governing scalable predicate register PN8-PN15, with predicate-as-counter encoding, encoded in the "PNg" field.
<Xn SP>	Is the 64-bit name of the general-purpose base register or stack pointer, encoded in the "Rn" field.
<imm>	For the "Two registers" variant: is the optional signed immediate vector offset, a multiple of 2 in the range -16 to 14, defaulting to 0, encoded in the "imm4" field. For the "Four registers" variant: is the optional signed immediate vector offset, a multiple of 4 in the range -32 to 28, defaulting to 0, encoded in the "imm4" field.
<Zt4>	Is the name of the fourth scalable vector register to be transferred, encoded as "Zt" times 4 plus 3.

Operation

```

if IsFeatureImplemented(FEAT_SVE2p1) then CheckSVEEnabled\(\); else CheckStreamingSVEEnabled\(\);
constant integer VL = CurrentVL;
constant integer PL = VL DIV 8;
constant integer elements = VL DIV esize;
constant integer mbytes = esize DIV 8;
bits(64) base;
bits(64) addr;
constant bits(PL) pred = P[g, PL];
constant bits(PL * nreg) mask = CounterToPredicate(pred<15:0>, PL * nreg);
array [0..3] of bits(VL) values;
constant boolean contiguous = TRUE;
constant boolean nontemporal = FALSE;
constant integer transfer = t;
constant boolean tagchecked = n != 31;
constant AccessDescriptor accdesc = CreateAccDescSVE(MemOp_LOAD, nontemporal, contiguous,
                                                    tagchecked);

if !AnyActiveElement(mask, esize) then
    if n == 31 && ConstrainUnpredictableBool(Unpredictable\_CHECKSPNONEACTIVE) then
        CheckSPAlignment();
else
    if n == 31 then CheckSPAlignment();

base = if n == 31 then SP[64] else X[n, 64];
addr = AddressAdd(base, offset * nreg * elements * mbytes, accdesc);

for r = 0 to nreg-1
    for e = 0 to elements-1
        if ActivePredicateElement(mask, r * elements + e, esize) then
            Elem[values[r], e, esize] = Mem[addr, mbytes, accdesc];
        else
            Elem[values[r], e, esize] = Zeros(esize);
        addr = AddressIncrement(addr, mbytes, accdesc);

for r = 0 to nreg-1
    Z[transfer+r, VL] = values[r];

```

Operational information

If PSTATE.DIT is 1, the timing of this instruction is insensitive to the value of the data being loaded or stored when its governing predicate register contains the same value for each execution.

Internal version only: aarchmrs v2025-03_rel, pseudocode v2025-03_rel ; Build timestamp: 2025-03-21T17:41

Copyright © 2010-2025 Arm Limited or its affiliates. All rights reserved. This document is Non-Confidential.

LD1H (scalar plus immediate, single register)

Contiguous load unsigned halfwords to vector (immediate index)

Contiguous load of unsigned halfwords to elements of a vector register from the memory address generated by a 64-bit scalar base and immediate index in the range -8 to 7 which is multiplied by the vector's in-memory size, irrespective of predication, and added to the base address. Inactive elements will not cause a read from Device memory or signal a fault, and are set to zero in the destination vector.

It has encodings from 3 classes: [16-bit element](#) , [32-bit element](#) and [64-bit element](#)

16-bit element (FEAT_SVE || FEAT_SME)

31	30	29	28	27	26	25	24	23	22	21	20	19	18	17	16	15	14	13	12	11	10	9	8	7	6	5	4	3	2	1	0
1	0	1	0	0	1	0	0	1	0	1	0	imm4				1	0	1	Pg			Rn				Zt					
dtype																															

Encoding

LD1H { <Zt>.H }, <Pg>/Z, [<Xn|SP>{, #<imm>, MUL VL}]

Decode for this encoding

```
if !IsFeatureImplemented(FEAT_SVE) && !IsFeatureImplemented(FEAT_SME) then
    EndOfDecode(Decode_UNDEF);
constant integer t = UInt(Zt);
constant integer n = UInt(Rn);
constant integer g = UInt(Pg);
constant integer esize = 16;
constant integer msize = 16;
constant boolean unsigned = TRUE;
constant integer offset = SInt(imm4);
```

32-bit element (FEAT_SVE || FEAT_SME)

31	30	29	28	27	26	25	24	23	22	21	20	19	18	17	16	15	14	13	12	11	10	9	8	7	6	5	4	3	2	1	0
1	0	1	0	0	1	0	0	1	1	0	0	imm4				1	0	1	Pg			Rn				Zt					
dtype																															

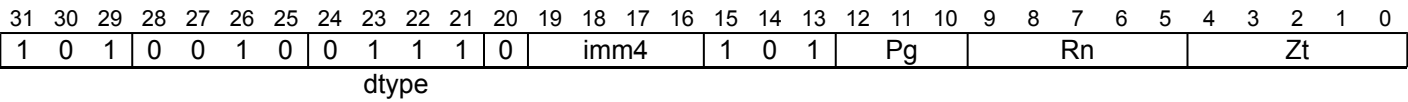
Encoding

LD1H { <Zt>.S }, <Pg>/Z, [<Xn|SP>{, #<imm>, MUL VL}]

Decode for this encoding

```
if !IsFeatureImplemented(FEAT_SVE) && !IsFeatureImplemented(FEAT_SME) then
    EndOfDecode(Decode_UNDEF);
constant integer t = UInt(Zt);
constant integer n = UInt(Rn);
constant integer g = UInt(Pg);
constant integer esize = 32;
constant integer msize = 16;
constant boolean unsigned = TRUE;
constant integer offset = SInt(imm4);
```

64-bit element
(FEAT_SVE || FEAT_SME)



Encoding

```
LD1H { <Zt>.D }, <Pg>/Z, [<Xn|SP>{, #<imm>, MUL VL}]
```

Decode for this encoding

```
if !IsFeatureImplemented(FEAT_SVE) && !IsFeatureImplemented(FEAT_SME) then
    EndOfDecode(Decode_UNDEF);
constant integer t = UInt(Zt);
constant integer n = UInt(Rn);
constant integer g = UInt(Pg);
constant integer esize = 64;
constant integer msize = 16;
constant boolean unsigned = TRUE;
constant integer offset = SInt(imm4);
```

Assembler Symbols

- <Zt> Is the name of the scalable vector register to be transferred, encoded in the "Zt" field.
- <Pg> Is the name of the governing scalable predicate register P0-P7, encoded in the "Pg" field.
- <Xn|SP> Is the 64-bit name of the general-purpose base register or stack pointer, encoded in the "Rn" field.
- <imm> Is the optional signed immediate vector offset, in the range -8 to 7, defaulting to 0, encoded in the "imm4" field.

Operation

```
CheckSVEEnabled();
constant integer VL = CurrentVL;
constant integer PL = VL DIV 8;
constant integer elements = VL DIV esize;
bits(64) base;
constant bits(PL) mask = P[g, PL];
bits(64) addr;
bits(VL) result;
bits(msize) data;
constant integer mbytes = msize DIV 8;
constant boolean contiguous = TRUE;
constant boolean nontemporal = FALSE;
constant boolean tagchecked = n != 31;
constant AccessDescriptor accdesc = CreateAccDescSVE(MemOp\_LOAD, nontemporal, contiguous,
                                                    tagchecked);

if !AnyActiveElement(mask, esize) then
    if n == 31 && ConstrainUnpredictableBool(Unpredictable\_CHECKSPNONEACTIVE) then
        CheckSPAlignment();
else
    if n == 31 then CheckSPAlignment();

base = if n == 31 then SP[64] else X[n, 64];
addr = AddressAdd(base, offset * elements * mbytes, accdesc);

for e = 0 to elements-1
    if ActivePredicateElement(mask, e, esize) then
        data = Mem[addr, mbytes, accdesc];
        Elem[result, e, esize] = Extend(data, esize, unsigned);
    else
        Elem[result, e, esize] = Zeros(esize);
    addr = AddressIncrement(addr, mbytes, accdesc);

Z[t, VL] = result;
```

Operational information

If PSTATE.DIT is 1, the timing of this instruction is insensitive to the value of the data being loaded or stored when its governing predicate register contains the same value for each execution.

Internal version only: aarchmrs v2025-03_rel, pseudocode v2025-03_rel ; Build timestamp: 2025-03-21T17:41

Copyright © 2010-2025 Arm Limited or its affiliates. All rights reserved. This document is Non-Confidential.

LD1H (scalar plus scalar, consecutive registers)

Contiguous load of halfwords to multiple consecutive vectors (scalar index)

This instruction performs a contiguous load of unsigned halfwords to elements of two or four consecutive vector registers from the memory address generated by a 64-bit scalar base and scalar index which is added to the base address. After each element access the index value is incremented, but the index register is not updated.

Inactive elements will not cause a read from Device memory or signal a fault, and are set to zero in the destination vector.

It has encodings from 2 classes: [Two registers](#) and [Four registers](#)

Two registers

(FEAT_SME2 || FEAT_SVE2p1)

31	30	29	28	27	26	25	24	23	22	21	20	19	18	17	16	15	14	13	12	11	10	9	8	7	6	5	4	3	2	1	0
1	0	1	0	0	0	0	0	0	0	0	Rm				0	0	1	PNg			Rn				Zt			0			
																msz															

Encoding

LD1H { <Zt1>.H-<Zt2>.H }, <PNg>/Z, [<Xn|SP>, <Xm>, LSL #1]

Decode for this encoding

```
if !IsFeatureImplemented(FEAT_SME2) && !IsFeatureImplemented(FEAT_SVE2p1) then
    EndOfDecode(Decode_UNDEF);
constant integer n = UInt(Rn);
constant integer m = UInt(Rm);
constant integer g = UInt('1':PNg);
constant integer nreg = 2;
constant integer t = UInt(Zt:'0');
constant integer esize = 16;
```

Four registers

(FEAT_SME2 || FEAT_SVE2p1)

31	30	29	28	27	26	25	24	23	22	21	20	19	18	17	16	15	14	13	12	11	10	9	8	7	6	5	4	3	2	1	0
1	0	1	0	0	0	0	0	0	0	0	Rm				1	0	1	PNg			Rn				Zt			0	0		
msz																N															

Encoding

LD1H { <Zt1>.H-<Zt4>.H }, <PNg>/Z, [<Xn|SP>, <Xm>, LSL #1]

Decode for this encoding

```
if !IsFeatureImplemented(FEAT_SME2) && !IsFeatureImplemented(FEAT_SVE2p1) then
    EndOfDecode(Decode_UNDEF);
constant integer n = UInt(Rn);
constant integer m = UInt(Rm);
constant integer g = UInt('1':PNg);
constant integer nreg = 4;
constant integer t = UInt(Zt:'00');
constant integer esize = 16;
```

Assembler Symbols

- <Zt1> For the "Two registers" variant: is the name of the first scalable vector register to be transferred, encoded as "Zt" times 2.
For the "Four registers" variant: is the name of the first scalable vector register to be transferred, encoded as "Zt" times 4.
- <Zt2> Is the name of the second scalable vector register to be transferred, encoded as "Zt" times 2 plus 1.

<PNg>	Is the name of the governing scalable predicate register PN8-PN15, with predicate-as-counter encoding, encoded in the "PNg" field.
<Xn SP>	Is the 64-bit name of the general-purpose base register or stack pointer, encoded in the "Rn" field.
<Xm>	Is the 64-bit name of the general-purpose offset register, encoded in the "Rm" field.
<Zt4>	Is the name of the fourth scalable vector register to be transferred, encoded as "Zt" times 4 plus 3.

Operation

```

if IsFeatureImplemented(FEAT_SVE2p1) then CheckSVEEnabled(); else CheckStreamingSVEEnabled();
constant integer VL = CurrentVL;
constant integer PL = VL DIV 8;
constant integer elements = VL DIV esize;
constant integer mbytes = esize DIV 8;
bits(64) offset;
bits(64) base;
bits(64) addr;
constant bits(PL) pred = P[g, PL];
constant bits(PL * nreg) mask = CounterToPredicate(pred<15:0>, PL * nreg);
array [0..3] of bits(VL) values;
constant boolean contiguous = TRUE;
constant boolean nontemporal = FALSE;
constant integer transfer = t;
constant boolean tagchecked = TRUE;
constant AccessDescriptor accdesc = CreateAccDescSVE(MemOp\_LOAD, nontemporal, contiguous,
                                                    tagchecked);

if !AnyActiveElement(mask, esize) then
    if n == 31 && ConstrainUnpredictableBool(Unpredictable\_CHECKSPNONEACTIVE) then
        CheckSPAlignment();
else
    if n == 31 then CheckSPAlignment();

base = if n == 31 then SP[64] else X[n, 64];
offset = X[m, 64];
addr = AddressAdd(base, UInt(offset) * mbytes, accdesc);

for r = 0 to nreg-1
    for e = 0 to elements-1
        if ActivePredicateElement(mask, r * elements + e, esize) then
            Elem[values[r], e, esize] = Mem[addr, mbytes, accdesc];
        else
            Elem[values[r], e, esize] = Zeros(esize);
        addr = AddressIncrement(addr, mbytes, accdesc);

for r = 0 to nreg-1
    Z[transfer+r, VL] = values[r];

```

Operational information

If PSTATE.DIT is 1, the timing of this instruction is insensitive to the value of the data being loaded or stored when its governing predicate register contains the same value for each execution.

Internal version only: aarchmrs v2025-03_rel, pseudocode v2025-03_rel ; Build timestamp: 2025-03-21T17:41

Copyright © 2010-2025 Arm Limited or its affiliates. All rights reserved. This document is Non-Confidential.

LD1H (scalar plus scalar, single register)

Contiguous load unsigned halfwords to vector (scalar index)

Contiguous load of unsigned halfwords to elements of a vector register from the memory address generated by a 64-bit scalar base and scalar index which is multiplied by 2 and added to the base address. After each element access the index value is incremented, but the index register is not updated. Inactive elements will not cause a read from Device memory or signal a fault, and are set to zero in the destination vector.

It has encodings from 3 classes: [16-bit element](#), [32-bit element](#) and [64-bit element](#)

16-bit element

(FEAT_SVE || FEAT_SME)

31	30	29	28	27	26	25	24	23	22	21	20	19	18	17	16	15	14	13	12	11	10	9	8	7	6	5	4	3	2	1	0
1	0	1	0	0	1	0	0	1	0	1	!= 11111				0	1	0	Pg			Rn				Zt						
dtype											Rm																				

Encoding

LD1H { <Zt>.H }, <Pg>/Z, [<Xn|SP>, <Xm>, LSL #1]

Decode for this encoding

```
if !IsFeatureImplemented(FEAT_SVE) && !IsFeatureImplemented(FEAT_SME) then
    EndOfDecode(Decode_UNDEF);
if Rm == '11111' then EndOfDecode(Decode_UNDEF);
constant integer t = UInt(Zt);
constant integer n = UInt(Rn);
constant integer m = UInt(Rm);
constant integer g = UInt(Pg);
constant integer esize = 16;
constant integer msize = 16;
constant boolean unsigned = TRUE;
```

32-bit element

(FEAT_SVE || FEAT_SME)

31	30	29	28	27	26	25	24	23	22	21	20	19	18	17	16	15	14	13	12	11	10	9	8	7	6	5	4	3	2	1	0
1	0	1	0	0	1	0	0	1	1	0	!= 11111				0	1	0	Pg			Rn				Zt						
dtype											Rm																				

Encoding

LD1H { <Zt>.S }, <Pg>/Z, [<Xn|SP>, <Xm>, LSL #1]

Decode for this encoding

```
if !IsFeatureImplemented(FEAT_SVE) && !IsFeatureImplemented(FEAT_SME) then
    EndOfDecode(Decode_UNDEF);
if Rm == '11111' then EndOfDecode(Decode_UNDEF);
constant integer t = UInt(Zt);
constant integer n = UInt(Rn);
constant integer m = UInt(Rm);
constant integer g = UInt(Pg);
constant integer esize = 32;
constant integer msize = 16;
constant boolean unsigned = TRUE;
```

64-bit element
(FEAT_SVE || FEAT_SME)

31	30	29	28	27	26	25	24	23	22	21	20	19	18	17	16	15	14	13	12	11	10	9	8	7	6	5	4	3	2	1	0
1	0	1	0	0	1	0	0	1	1	1	!= 11111				0	1	0	Pg			Rn				Zt						
dtype											Rm																				

Encoding

```
LD1H { <Zt>.D }, <Pg>/Z, [<Xn|SP>, <Xm>, LSL #1]
```

Decode for this encoding

```
if !IsFeatureImplemented(FEAT_SVE) && !IsFeatureImplemented(FEAT_SME) then
    EndOfDecode(Decode_UNDEF);
if Rm == '11111' then EndOfDecode(Decode_UNDEF);
constant integer t = UInt(Zt);
constant integer n = UInt(Rn);
constant integer m = UInt(Rm);
constant integer g = UInt(Pg);
constant integer esize = 64;
constant integer msize = 16;
constant boolean unsigned = TRUE;
```

Assembler Symbols

- <Zt> Is the name of the scalable vector register to be transferred, encoded in the "Zt" field.
- <Pg> Is the name of the governing scalable predicate register P0-P7, encoded in the "Pg" field.
- <Xn|SP> Is the 64-bit name of the general-purpose base register or stack pointer, encoded in the "Rn" field.
- <Xm> Is the 64-bit name of the general-purpose offset register, encoded in the "Rm" field.

Operation

```
CheckSVEEnabled();
constant integer VL = CurrentVL;
constant integer PL = VL DIV 8;
constant integer elements = VL DIV esize;
bits(64) base;
constant bits(PL) mask = P[g, PL];
bits(VL) result;
bits(msize) data;
bits(64) offset;
bits(64) addr;
constant integer mbytes = msize DIV 8;
constant boolean contiguous = TRUE;
constant boolean nontemporal = FALSE;
constant boolean tagchecked = TRUE;
constant AccessDescriptor accdesc = CreateAccDescSVE(MemOp\_LOAD, nontemporal, contiguous,
                                                    tagchecked);

if !AnyActiveElement(mask, esize) then
    if n == 31 && ConstrainUnpredictableBool(Unpredictable\_CHECKSPNONEACTIVE) then
        CheckSPAlignment();
    else
        if n == 31 then CheckSPAlignment();

base = if n == 31 then SP[64] else X[n, 64];
offset = X[m, 64];
addr = AddressAdd(base, UInt(offset) * mbytes, accdesc);

for e = 0 to elements-1
    if ActivePredicateElement(mask, e, esize) then
        data = Mem[addr, mbytes, accdesc];
        Elem[result, e, esize] = Extend(data, esize, unsigned);
    else
        Elem[result, e, esize] = Zeros(esize);
    addr = AddressIncrement(addr, mbytes, accdesc);

Z[t, VL] = result;
```

Operational information

If PSTATE.DIT is 1, the timing of this instruction is insensitive to the value of the data being loaded or stored when its governing predicate register contains the same value for each execution.

Internal version only: aarchmrs v2025-03_rel, pseudocode v2025-03_rel ; Build timestamp: 2025-03-21T17:41

Copyright © 2010-2025 Arm Limited or its affiliates. All rights reserved. This document is Non-Confidential.

LD1H (scalar plus vector)

Gather load unsigned halfwords to vector (vector index)

Gather load of unsigned halfwords to active elements of a vector register from memory addresses generated by a 64-bit scalar base plus vector index. The index values are optionally first sign or zero-extended from 32 to 64 bits and then optionally multiplied by 2. Inactive elements will not cause a read from Device memory or signal faults, and are set to zero in the destination vector.

This instruction is illegal when executed in Streaming SVE mode, unless FEAT_SME_FA64 is implemented and enabled.

It has encodings from 6 classes: [32-bit scaled offset](#) , [32-bit unpacked scaled offset](#) , [32-bit unpacked unscaled offset](#) , [32-bit unscaled offset](#) , [64-bit scaled offset](#) and [64-bit unscaled offset](#)

32-bit scaled offset

(FEAT_SVE)

31	30	29	28	27	26	25	24	23	22	21	20	19	18	17	16	15	14	13	12	11	10	9	8	7	6	5	4	3	2	1	0
1	0	0	0	0	1	0	0	1	xs	1					Zm	0	1	0		Pg									Zt		
																U ff															

Encoding

LD1H { <Zt>.S }, <Pg>/Z, [<Xn|SP>, <Zm>.S, <mod> #1]

Decode for this encoding

```
if !IsFeatureImplemented(FEAT_SVE) then EndOfDecode(Decode_UNDEF);
constant integer t = UInt(Zt);
constant integer n = UInt(Rn);
constant integer m = UInt(Zm);
constant integer g = UInt(Pg);
constant integer esize = 32;
constant integer msize = 16;
constant integer offs_size = 32;
constant boolean unsigned = TRUE;
constant boolean offs_unsigned = xs == '0';
constant integer scale = 1;
```

32-bit unpacked scaled offset

(FEAT_SVE)

31	30	29	28	27	26	25	24	23	22	21	20	19	18	17	16	15	14	13	12	11	10	9	8	7	6	5	4	3	2	1	0
1	1	0	0	0	1	0	0	1	xs	1					Zm	0	1	0		Pg									Zt		
opc																U ff															

Encoding

LD1H { <Zt>.D }, <Pg>/Z, [<Xn|SP>, <Zm>.D, <mod> #1]

Decode for this encoding

```
if !IsFeatureImplemented(FEAT_SVE) then EndOfDecode(Decode_UNDEF);
constant integer t = UInt(Zt);
constant integer n = UInt(Rn);
constant integer m = UInt(Zm);
constant integer g = UInt(Pg);
constant integer esize = 64;
constant integer msize = 16;
constant integer offs_size = 32;
constant boolean unsigned = TRUE;
constant boolean offs_unsigned = xs == '0';
constant integer scale = 1;
```

32-bit unpacked unscaled offset (FEAT_SVE)

31	30	29	28	27	26	25	24	23	22	21	20	19	18	17	16	15	14	13	12	11	10	9	8	7	6	5	4	3	2	1	0
1	1	0	0	0	1	0	0	1	xs	0	Zm				0	1	0	Pg			Rn				Zt						
msz										U										ff											

Encoding

LD1H { <Zt>.D }, <Pg>/Z, [<Xn|SP>, <Zm>.D, <mod>]

Decode for this encoding

```
if !IsFeatureImplemented(FEAT_SVE) then EndOfDecode(Decode_UNDEF);
constant integer t = UInt(Zt);
constant integer n = UInt(Rn);
constant integer m = UInt(Zm);
constant integer g = UInt(Pg);
constant integer esize = 64;
constant integer msize = 16;
constant integer offs_size = 32;
constant boolean unsigned = TRUE;
constant boolean offs_unsigned = xs == '0';
constant integer scale = 0;
```

32-bit unscaled offset (FEAT_SVE)

31	30	29	28	27	26	25	24	23	22	21	20	19	18	17	16	15	14	13	12	11	10	9	8	7	6	5	4	3	2	1	0
1	0	0	0	0	1	0	0	1	xs	0	Zm				0	1	0	Pg			Rn				Zt						
opc										U										ff											

Encoding

LD1H { <Zt>.S }, <Pg>/Z, [<Xn|SP>, <Zm>.S, <mod>]

Decode for this encoding

```
if !IsFeatureImplemented(FEAT_SVE) then EndOfDecode(Decode_UNDEF);
constant integer t = UInt(Zt);
constant integer n = UInt(Rn);
constant integer m = UInt(Zm);
constant integer g = UInt(Pg);
constant integer esize = 32;
constant integer msize = 16;
constant integer offs_size = 32;
constant boolean unsigned = TRUE;
constant boolean offs_unsigned = xs == '0';
constant integer scale = 0;
```

64-bit scaled offset (FEAT_SVE)

31	30	29	28	27	26	25	24	23	22	21	20	19	18	17	16	15	14	13	12	11	10	9	8	7	6	5	4	3	2	1	0
1	1	0	0	0	1	0	0	1	1	1	Zm				1	1	0	Pg			Rn				Zt						
opc										U										ff											

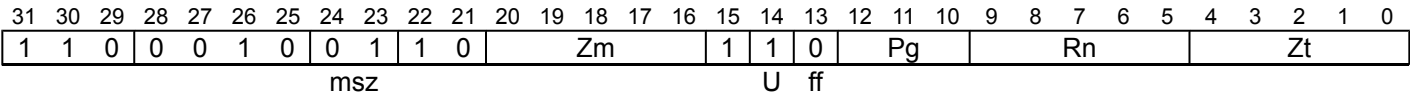
Encoding

```
LD1H { <Zt>.D }, <Pg>/Z, [<Xn|SP>, <Zm>.D, LSL #1]
```

Decode for this encoding

```
if !IsFeatureImplemented(FEAT_SVE) then EndOfDecode(Decode_UNDEF);
constant integer t = UInt(Zt);
constant integer n = UInt(Rn);
constant integer m = UInt(Zm);
constant integer g = UInt(Pg);
constant integer esize = 64;
constant integer msize = 16;
constant integer offs_size = 64;
constant boolean unsigned = TRUE;
constant boolean offs_unsigned = TRUE;
constant integer scale = 1;
```

64-bit unscaled offset
(FEAT_SVE)



Encoding

```
LD1H { <Zt>.D }, <Pg>/Z, [<Xn|SP>, <Zm>.D]
```

Decode for this encoding

```
if !IsFeatureImplemented(FEAT_SVE) then EndOfDecode(Decode_UNDEF);
constant integer t = UInt(Zt);
constant integer n = UInt(Rn);
constant integer m = UInt(Zm);
constant integer g = UInt(Pg);
constant integer esize = 64;
constant integer msize = 16;
constant integer offs_size = 64;
constant boolean unsigned = TRUE;
constant boolean offs_unsigned = TRUE;
constant integer scale = 0;
```

Assembler Symbols

- <Zt> Is the name of the scalable vector register to be transferred, encoded in the "Zt" field.
- <Pg> Is the name of the governing scalable predicate register P0-P7, encoded in the "Pg" field.
- <Xn|SP> Is the 64-bit name of the general-purpose base register or stack pointer, encoded in the "Rn" field.
- <Zm> Is the name of the offset scalable vector register, encoded in the "Zm" field.
- <mod> Is the index extend and shift specifier, encoded in "xs":

xs	<mod>
0	UXTW
1	SXTW

Operation

```
CheckNonStreamingSVEEnabled();
constant integer VL = CurrentVL;
constant integer PL = VL DIV 8;
constant integer elements = VL DIV esize;
bits(64) base;
constant bits(PL) mask = P[g, PL];
bits(VL) offset;
bits(VL) result;
bits(msize) data;
constant integer mbytes = msize DIV 8;
constant boolean contiguous = FALSE;
constant boolean nontemporal = FALSE;
constant boolean tagchecked = TRUE;
constant AccessDescriptor accdesc = CreateAccDescSVE(MemOp_LOAD, nontemporal, contiguous,
                                                    tagchecked);

if !AnyActiveElement(mask, esize) then
    if n == 31 && ConstrainUnpredictableBool(Unpredictable_CHECKSPNONEACTIVE) then
        CheckSPAlignment();
    else
        if n == 31 then CheckSPAlignment();
        base = if n == 31 then SP[64] else X[n, 64];
        offset = Z[m, VL];

for e = 0 to elements-1
    if ActivePredicateElement(mask, e, esize) then
        constant integer off = Int(Elem[offset, e, esize]<offs_size-1:0>, offs_unsigned);
        constant bits(64) addr = AddressAdd(base, off << scale, accdesc);
        data = Mem[addr, mbytes, accdesc];
        Elem[result, e, esize] = Extend(data, esize, unsigned);
    else
        Elem[result, e, esize] = Zeros(esize);

Z[t, VL] = result;
```

Operational information

If PSTATE.DIT is 1, the timing of this instruction is insensitive to the value of the data being loaded or stored when its governing predicate register contains the same value for each execution.

Internal version only: aarchmrs v2025-03_rel, pseudocode v2025-03_rel ; Build timestamp: 2025-03-21T17:41

Copyright © 2010-2025 Arm Limited or its affiliates. All rights reserved. This document is Non-Confidential.

LD1H (vector plus immediate)

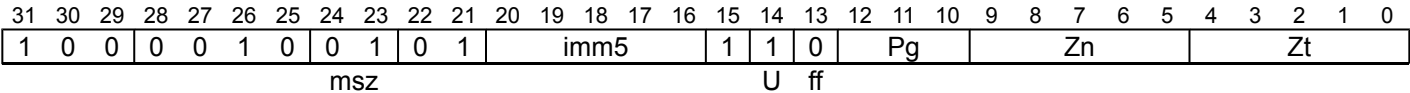
Gather load unsigned halfwords to vector (immediate index)

Gather load of unsigned halfwords to active elements of a vector register from memory addresses generated by a vector base plus immediate index. The index is a multiple of 2 in the range 0 to 62. Inactive elements will not cause a read from Device memory or signal faults, and are set to zero in the destination vector.

This instruction is illegal when executed in Streaming SVE mode, unless FEAT_SME_FA64 is implemented and enabled.

It has encodings from 2 classes: [32-bit element](#) and [64-bit element](#)

32-bit element (FEAT_SVE)



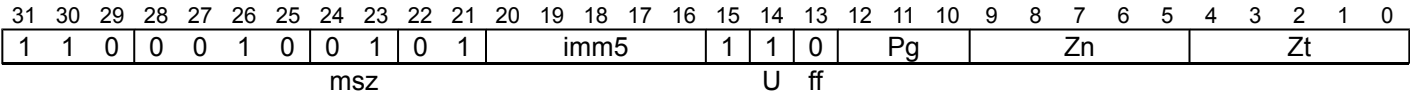
Encoding

LD1H { <Zt>.S }, <Pg>/Z, [<Zn>.S{, #<imm>}]

Decode for this encoding

```
if !IsFeatureImplemented(FEAT_SVE) then EndOfDecode(Decode_UNDEF);
constant integer t = UInt(Zt);
constant integer n = UInt(Zn);
constant integer g = UInt(Pg);
constant integer esize = 32;
constant integer msize = 16;
constant boolean unsigned = TRUE;
constant integer offset = UInt(imm5);
```

64-bit element (FEAT_SVE)



Encoding

LD1H { <Zt>.D }, <Pg>/Z, [<Zn>.D{, #<imm>}]

Decode for this encoding

```
if !IsFeatureImplemented(FEAT_SVE) then EndOfDecode(Decode_UNDEF);
constant integer t = UInt(Zt);
constant integer n = UInt(Zn);
constant integer g = UInt(Pg);
constant integer esize = 64;
constant integer msize = 16;
constant boolean unsigned = TRUE;
constant integer offset = UInt(imm5);
```

Assembler Symbols

- <Zt> Is the name of the scalable vector register to be transferred, encoded in the "Zt" field.
- <Pg> Is the name of the governing scalable predicate register P0-P7, encoded in the "Pg" field.
- <Zn> Is the name of the base scalable vector register, encoded in the "Zn" field.

<imm> Is the optional unsigned immediate byte offset, a multiple of 2 in the range 0 to 62, defaulting to 0, encoded in the "imm5" field.

Operation

```
CheckNonStreamingSVEEnabled();
constant integer VL = CurrentVL;
constant integer PL = VL DIV 8;
constant integer elements = VL DIV esize;
constant bits(PL) mask = P[g, PL];
bits(VL) base;
bits(VL) result;
bits(msize) data;
constant integer mbytes = msize DIV 8;
constant boolean contiguous = FALSE;
constant boolean nontemporal = FALSE;
constant boolean tagchecked = TRUE;
constant AccessDescriptor accdesc = CreateAccDescSVE(MemOp_LOAD, nontemporal, contiguous,
                                                    tagchecked);

if AnyActiveElement(mask, esize) then
    base = Z[n, VL];

for e = 0 to elements-1
    if ActivePredicateElement(mask, e, esize) then
        constant bits(64) baddr = ZeroExtend(Elem[base, e, esize], 64);
        constant bits(64) addr = AddressAdd(baddr, offset * mbytes, accdesc);
        data = Mem[addr, mbytes, accdesc];
        Elem[result, e, esize] = Extend(data, esize, unsigned);
    else
        Elem[result, e, esize] = Zeros(esize);

Z[t, VL] = result;
```

Operational information

If PSTATE.DIT is 1, the timing of this instruction is insensitive to the value of the data being loaded or stored when its governing predicate register contains the same value for each execution.

Internal version only: aarchmrs v2025-03_rel, pseudocode v2025-03_rel ; Build timestamp: 2025-03-21T17:41

Copyright © 2010-2025 Arm Limited or its affiliates. All rights reserved. This document is Non-Confidential.

LD1Q

Gather load quadwords

Gather load of quadwords to active elements of a vector register from memory addresses generated by a vector base plus a 64-bit unscaled scalar register offset. Inactive elements will not cause a read from Device memory or signal faults, and are set to zero in the destination vector. This instruction is illegal when executed in Streaming SVE mode, unless FEAT_SME_FA64 is implemented and enabled.

SVE2
(FEAT_SVE2p1)

31	30	29	28	27	26	25	24	23	22	21	20	19	18	17	16	15	14	13	12	11	10	9	8	7	6	5	4	3	2	1	0
1	1	0	0	0	1	0	0	0	0	0	Rm				1	0	1	Pg			Zn				Zt						

Encoding

LD1Q { <Zt>.Q }, <Pg>/Z, [<Zn>.D{, <Xm>}]

Decode for this encoding

```
if !IsFeatureImplemented(FEAT_SVE2p1) then EndOfDecode(Decode_UNDEF);
constant integer t = UInt(Zt);
constant integer n = UInt(Zn);
constant integer m = UInt(Rm);
constant integer g = UInt(Pg);
```

Assembler Symbols

- <Zt> Is the name of the scalable vector register to be transferred, encoded in the "Zt" field.
- <Pg> Is the name of the governing scalable predicate register P0-P7, encoded in the "Pg" field.
- <Zn> Is the name of the base scalable vector register, encoded in the "Zn" field.
- <Xm> Is the optional 64-bit name of the general-purpose offset register, defaulting to XZR, encoded in the "Rm" field.

Operation

```
constant integer VL = CurrentVL;
constant integer PL = VL DIV 8;
CheckNonStreamingSVEEnabled();
constant integer elements = VL DIV 128;
constant bits(PL) mask = P[g, PL];
bits(VL) base;
bits(64) offset;
bits(VL) result;
constant boolean contiguous = FALSE;
constant boolean nontemporal = FALSE;
constant boolean tagchecked = TRUE;
constant AccessDescriptor accdesc = CreateAccDescSVE(MemOp\_LOAD, nontemporal, contiguous,
                                                    tagchecked);

if AnyActiveElement(mask, 128) then
    base = Z[n, VL];
    offset = X[m, 64];

for e = 0 to elements-1
    if ActivePredicateElement(mask, e, 128) then
        constant bits(64) baddr = Elem[base, 2*e, 64];
        constant bits(64) addr = AddressAdd(baddr, offset, accdesc);
        Elem[result, e, 128] = Mem[addr, 16, accdesc];
    else
        Elem[result, e, 128] = Zeros(128);

Z[t, VL] = result;
```

Operational information

If PSTATE.DIT is 1, the timing of this instruction is insensitive to the value of the data being loaded or stored when its governing predicate register contains the same value for each execution.

Internal version only: aarchmrs v2025-03_rel, pseudocode v2025-03_rel ; Build timestamp: 2025-03-21T17:41

Copyright © 2010-2025 Arm Limited or its affiliates. All rights reserved. This document is Non-Confidential.

LD1RB

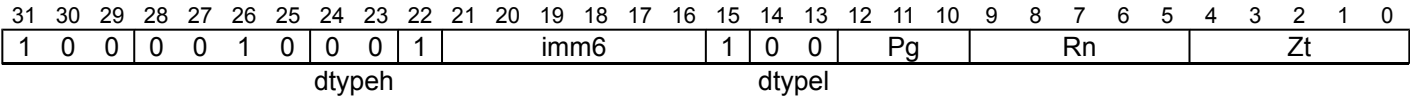
Load and broadcast unsigned byte to vector

Load a single unsigned byte from a memory address generated by a 64-bit scalar base address plus an immediate offset which is in the range 0 to 63. Broadcast the loaded data into all active elements of the destination vector, setting the inactive elements to zero. If all elements are inactive then the instruction will not perform a read from Device memory or cause a data abort.

It has encodings from 4 classes: [8-bit element](#) , [16-bit element](#) , [32-bit element](#) and [64-bit element](#)

8-bit element

(FEAT_SVE || FEAT_SME)



Encoding

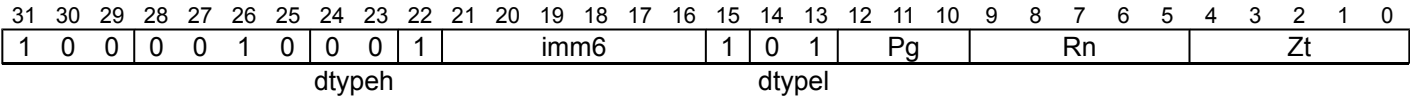
LD1RB { <Zt>.B }, <Pg>/Z, [<Xn|SP>{, #<imm>}]

Decode for this encoding

```
if !IsFeatureImplemented(FEAT_SVE) && !IsFeatureImplemented(FEAT_SME) then
    EndOfDecode(Decode_UNDEF);
constant integer t = UInt(Zt);
constant integer n = UInt(Rn);
constant integer g = UInt(Pg);
constant integer esize = 8;
constant integer msize = 8;
constant boolean unsigned = TRUE;
constant integer offset = UInt(imm6);
```

16-bit element

(FEAT_SVE || FEAT_SME)



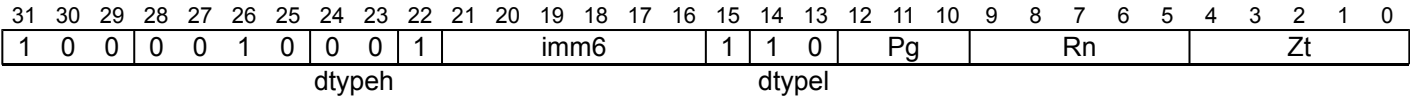
Encoding

LD1RB { <Zt>.H }, <Pg>/Z, [<Xn|SP>{, #<imm>}]

Decode for this encoding

```
if !IsFeatureImplemented(FEAT_SVE) && !IsFeatureImplemented(FEAT_SME) then
    EndOfDecode(Decode_UNDEF);
constant integer t = UInt(Zt);
constant integer n = UInt(Rn);
constant integer g = UInt(Pg);
constant integer esize = 16;
constant integer msize = 8;
constant boolean unsigned = TRUE;
constant integer offset = UInt(imm6);
```

32-bit element
(FEAT_SVE || FEAT_SME)



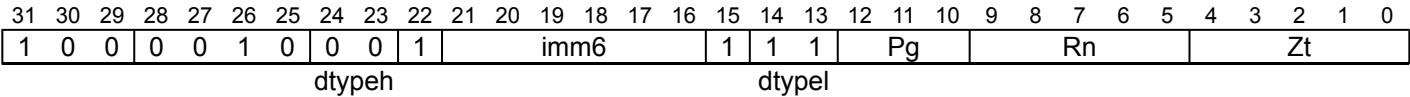
Encoding

```
LD1RB { <Zt>.S }, <Pg>/Z, [<Xn|SP>{, #<imm>}]
```

Decode for this encoding

```
if !IsFeatureImplemented(FEAT_SVE) && !IsFeatureImplemented(FEAT_SME) then
    EndOfDecode(Decode_UNDEF);
constant integer t = UInt(Zt);
constant integer n = UInt(Rn);
constant integer g = UInt(Pg);
constant integer esize = 32;
constant integer msize = 8;
constant boolean unsigned = TRUE;
constant integer offset = UInt(imm6);
```

64-bit element
(FEAT_SVE || FEAT_SME)



Encoding

```
LD1RB { <Zt>.D }, <Pg>/Z, [<Xn|SP>{, #<imm>}]
```

Decode for this encoding

```
if !IsFeatureImplemented(FEAT_SVE) && !IsFeatureImplemented(FEAT_SME) then
    EndOfDecode(Decode_UNDEF);
constant integer t = UInt(Zt);
constant integer n = UInt(Rn);
constant integer g = UInt(Pg);
constant integer esize = 64;
constant integer msize = 8;
constant boolean unsigned = TRUE;
constant integer offset = UInt(imm6);
```

Assembler Symbols

- <Zt> Is the name of the scalable vector register to be transferred, encoded in the "Zt" field.
- <Pg> Is the name of the governing scalable predicate register P0-P7, encoded in the "Pg" field.
- <Xn|SP> Is the 64-bit name of the general-purpose base register or stack pointer, encoded in the "Rn" field.
- <imm> Is the optional unsigned immediate byte offset, in the range 0 to 63, defaulting to 0, encoded in the "imm6" field.

Operation

```
CheckSVEEnabled();
constant integer VL = CurrentVL;
constant integer PL = VL DIV 8;
constant integer elements = VL DIV esize;
bits(64) base;
constant bits(PL) mask = P[g, PL];
bits(VL) result;
bits(msize) data;
constant integer mbytes = msize DIV 8;
constant boolean contiguous = TRUE;
constant boolean nontemporal = FALSE;
constant boolean tagchecked = n != 31;
constant AccessDescriptor accdesc = CreateAccDescSVE(MemOp\_LOAD, nontemporal, contiguous,
                                                    tagchecked);

if !AnyActiveElement(mask, esize) then
    if n == 31 && ConstrainUnpredictableBool(Unpredictable\_CHECKSPNONEACTIVE) then
        CheckSPAlignment();
    else
        if n == 31 then CheckSPAlignment();
        base = if n == 31 then SP[64] else X[n, 64];
        constant bits(64) addr = AddressAdd(base, offset * mbytes, accdesc);
        data = Mem[addr, mbytes, accdesc];

for e = 0 to elements-1
    if ActivePredicateElement(mask, e, esize) then
        Elem[result, e, esize] = Extend(data, esize, unsigned);
    else
        Elem[result, e, esize] = Zeros(esize);

Z[t, VL] = result;
```

Operational information

If PSTATE.DIT is 1, the timing of this instruction is insensitive to the value of the data being loaded or stored when its governing predicate register contains the same value for each execution.

Internal version only: aarchmrs v2025-03_rel, pseudocode v2025-03_rel ; Build timestamp: 2025-03-21T17:41

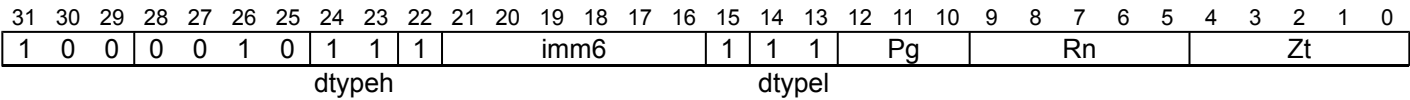
Copyright © 2010-2025 Arm Limited or its affiliates. All rights reserved. This document is Non-Confidential.

LD1RD

Load and broadcast doubleword to vector

Load a single doubleword from a memory address generated by a 64-bit scalar base address plus an immediate offset which is a multiple of 8 in the range 0 to 504.
Broadcast the loaded data into all active elements of the destination vector, setting the inactive elements to zero. If all elements are inactive then the instruction will not perform a read from Device memory or cause a data abort.

SVE
(FEAT_SVE || FEAT_SME)



Encoding

LD1RD { <Zt>.D }, <Pg>/Z, [<Xn|SP>{, #<imm>}]

Decode for this encoding

```
if !IsFeatureImplemented(FEAT_SVE) && !IsFeatureImplemented(FEAT_SME) then
    EndOfDecode(Decode_UNDEF);
constant integer t = UInt(Zt);
constant integer n = UInt(Rn);
constant integer g = UInt(Pg);
constant integer esize = 64;
constant integer msize = 64;
constant boolean unsigned = TRUE;
constant integer offset = UInt(imm6);
```

Assembler Symbols

- <Zt> Is the name of the scalable vector register to be transferred, encoded in the "Zt" field.
- <Pg> Is the name of the governing scalable predicate register P0-P7, encoded in the "Pg" field.
- <Xn|SP> Is the 64-bit name of the general-purpose base register or stack pointer, encoded in the "Rn" field.
- <imm> Is the optional unsigned immediate byte offset, a multiple of 8 in the range 0 to 504, defaulting to 0, encoded in the "imm6" field.

Operation

```
CheckSVEEnabled();
constant integer VL = CurrentVL;
constant integer PL = VL DIV 8;
constant integer elements = VL DIV esize;
bits(64) base;
constant bits(PL) mask = P[g, PL];
bits(VL) result;
bits(msize) data;
constant integer mbytes = msize DIV 8;
constant boolean contiguous = TRUE;
constant boolean nontemporal = FALSE;
constant boolean tagchecked = n != 31;
constant AccessDescriptor accdesc = CreateAccDescSVE(MemOp\_LOAD, nontemporal, contiguous,
                                                    tagchecked);

if !AnyActiveElement(mask, esize) then
    if n == 31 && ConstrainUnpredictableBool(Unpredictable\_CHECKSPNONEACTIVE) then
        CheckSPAlignment();
    else
        if n == 31 then CheckSPAlignment();
        base = if n == 31 then SP[64] else X[n, 64];
        constant bits(64) addr = AddressAdd(base, offset * mbytes, accdesc);
        data = Mem[addr, mbytes, accdesc];

for e = 0 to elements-1
    if ActivePredicateElement(mask, e, esize) then
        Elem[result, e, esize] = Extend(data, esize, unsigned);
    else
        Elem[result, e, esize] = Zeros(esize);

Z[t, VL] = result;
```

Operational information

If PSTATE.DIT is 1, the timing of this instruction is insensitive to the value of the data being loaded or stored when its governing predicate register contains the same value for each execution.

Internal version only: aarchmrs v2025-03_rel, pseudocode v2025-03_rel ; Build timestamp: 2025-03-21T17:41

Copyright © 2010-2025 Arm Limited or its affiliates. All rights reserved. This document is Non-Confidential.

LD1RH

Load and broadcast unsigned halfword to vector

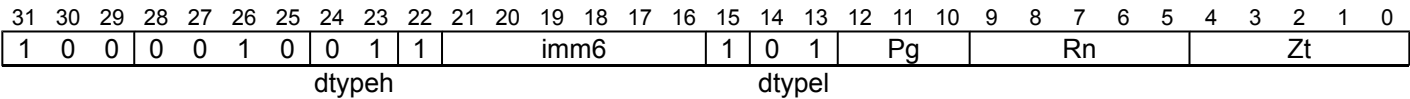
Load a single unsigned halfword from a memory address generated by a 64-bit scalar base address plus an immediate offset which is a multiple of 2 in the range 0 to 126.

Broadcast the loaded data into all active elements of the destination vector, setting the inactive elements to zero. If all elements are inactive then the instruction will not perform a read from Device memory or cause a data abort.

It has encodings from 3 classes: [16-bit element](#) , [32-bit element](#) and [64-bit element](#)

16-bit element

(FEAT_SVE || FEAT_SME)



Encoding

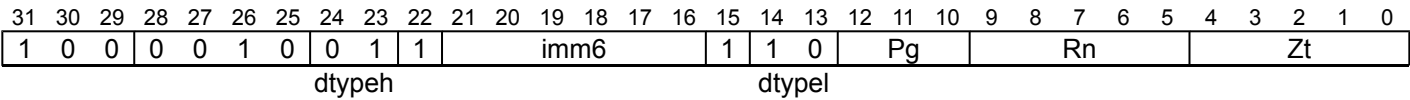
LD1RH { <Zt>.H }, <Pg>/Z, [<Xn|SP>{, #<imm>}]

Decode for this encoding

```
if !IsFeatureImplemented(FEAT_SVE) && !IsFeatureImplemented(FEAT_SME) then
    EndOfDecode(Decode_UNDEF);
constant integer t = UInt(Zt);
constant integer n = UInt(Rn);
constant integer g = UInt(Pg);
constant integer esize = 16;
constant integer msize = 16;
constant boolean unsigned = TRUE;
constant integer offset = UInt(imm6);
```

32-bit element

(FEAT_SVE || FEAT_SME)



Encoding

LD1RH { <Zt>.S }, <Pg>/Z, [<Xn|SP>{, #<imm>}]

Decode for this encoding

```
if !IsFeatureImplemented(FEAT_SVE) && !IsFeatureImplemented(FEAT_SME) then
    EndOfDecode(Decode_UNDEF);
constant integer t = UInt(Zt);
constant integer n = UInt(Rn);
constant integer g = UInt(Pg);
constant integer esize = 32;
constant integer msize = 16;
constant boolean unsigned = TRUE;
constant integer offset = UInt(imm6);
```

64-bit element

(FEAT_SVE || FEAT_SME)

31	30	29	28	27	26	25	24	23	22	21	20	19	18	17	16	15	14	13	12	11	10	9	8	7	6	5	4	3	2	1	0
1	0	0	0	0	1	0	0	1	1	imm6						1	1	1	Pg			Rn				Zt					
dtypeh										dtypel																					

Encoding

LD1RH { <Zt>.D }, <Pg>/Z, [<Xn|SP>{, #<imm>}]

Decode for this encoding

```
if !IsFeatureImplemented(FEAT_SVE) && !IsFeatureImplemented(FEAT_SME) then
    EndOfDecode(Decode_UNDEF);
constant integer t = UInt(Zt);
constant integer n = UInt(Rn);
constant integer g = UInt(Pg);
constant integer esize = 64;
constant integer msize = 16;
constant boolean unsigned = TRUE;
constant integer offset = UInt(imm6);
```

Assembler Symbols

- <Zt> Is the name of the scalable vector register to be transferred, encoded in the "Zt" field.
- <Pg> Is the name of the governing scalable predicate register P0-P7, encoded in the "Pg" field.
- <Xn|SP> Is the 64-bit name of the general-purpose base register or stack pointer, encoded in the "Rn" field.
- <imm> Is the optional unsigned immediate byte offset, a multiple of 2 in the range 0 to 126, defaulting to 0, encoded in the "imm6" field.

Operation

```
CheckSVEEnabled();
constant integer VL = CurrentVL;
constant integer PL = VL DIV 8;
constant integer elements = VL DIV esize;
bits(64) base;
constant bits(PL) mask = P[g, PL];
bits(VL) result;
bits(msize) data;
constant integer mbytes = msize DIV 8;
constant boolean contiguous = TRUE;
constant boolean nontemporal = FALSE;
constant boolean tagchecked = n != 31;
constant AccessDescriptor accdesc = CreateAccDescSVE(MemOp_LOAD, nontemporal, contiguous,
                                                    tagchecked);

if !AnyActiveElement(mask, esize) then
    if n == 31 && ConstrainUnpredictableBool(Unpredictable_CHECKSPNONEACTIVE) then
        CheckSPAlignment();
    else
        if n == 31 then CheckSPAlignment();
        base = if n == 31 then SP[64] else X[n, 64];
        constant bits(64) addr = AddressAdd(base, offset * mbytes, accdesc);
        data = Mem[addr, mbytes, accdesc];

for e = 0 to elements-1
    if ActivePredicateElement(mask, e, esize) then
        Elem[result, e, esize] = Extend(data, esize, unsigned);
    else
        Elem[result, e, esize] = Zeros(esize);

Z[t, VL] = result;
```

Operational information

If PSTATE.DIT is 1, the timing of this instruction is insensitive to the value of the data being loaded or stored when its governing predicate register contains the same value for each execution.

Internal version only: aarchmrs v2025-03_rel, pseudocode v2025-03_rel ; Build timestamp: 2025-03-21T17:41

Copyright © 2010-2025 Arm Limited or its affiliates. All rights reserved. This document is Non-Confidential.

LD1ROB (scalar plus immediate)

Contiguous load and replicate thirty-two bytes (immediate index)

Load thirty-two contiguous bytes to elements of a 256-bit (octaword) vector from the memory address generated by a 64-bit scalar base address and immediate index that is a multiple of 32 in the range -256 to +224 added to the base address.
Inactive elements will not cause a read from Device memory or signal a fault, and are set to zero.
The resulting 256-bit vector is then replicated to fill the destination vector. The instruction requires that the Effective SVE vector length is at least 256 bits.
Only the first thirty-two predicate elements are used and higher numbered predicate elements are ignored.
ID_AA64ZFR0_EL1.F64MM indicates whether this instruction is implemented.
This instruction is illegal when executed in Streaming SVE mode, unless FEAT_SME_FA64 is implemented and enabled.

SVE
(FEAT_F64MM)

31	30	29	28	27	26	25	24	23	22	21	20	19	18	17	16	15	14	13	12	11	10	9	8	7	6	5	4	3	2	1	0
1	0	1	0	0	1	0	0	0	0	1	0	imm4				0	0	1	Pg			Rn				Zt					
msz												ssz																			

Encoding

LD1ROB { <Zt>.B }, <Pg>/Z, [<Xn|SP>{, #<imm>}]

Decode for this encoding

```
if !IsFeatureImplemented(FEAT_F64MM) then EndOfDecode(Decode_UNDEF);
constant integer t = UInt(Zt);
constant integer n = UInt(Rn);
constant integer g = UInt(Pg);
constant integer esize = 8;
constant integer offset = SInt(imm4);
```

Assembler Symbols

- <Zt> Is the name of the scalable vector register to be transferred, encoded in the "Zt" field.
- <Pg> Is the name of the governing scalable predicate register P0-P7, encoded in the "Pg" field.
- <Xn|SP> Is the 64-bit name of the general-purpose base register or stack pointer, encoded in the "Rn" field.
- <imm> Is the optional signed immediate byte offset, a multiple of 32 in the range -256 to 224, defaulting to 0, encoded in the "imm4" field.

Operation

```
CheckNonStreamingSVEEnabled();
constant integer VL = CurrentVL;
constant integer PL = VL DIV 8;
if VL < 256 then EndOfDecode(Decode\_UNDEF);
constant integer elements = 256 DIV esize;
bits(64) base;
constant bits(PL) mask = P[g, PL]; // low bits only
bits(64) addr;
bits(256) result;
constant integer mbytes = esize DIV 8;
constant boolean contiguous = TRUE;
constant boolean nontemporal = FALSE;
constant boolean tagchecked = n != 31;
constant AccessDescriptor accdesc = CreateAccDescSVE(MemOp\_LOAD, nontemporal, contiguous,
                                                    tagchecked);

if !AnyActiveElement(mask, esize) then
    if n == 31 && ConstrainUnpredictableBool(Unpredictable\_CHECKSPNONEACTIVE) then
        CheckSPAlignment();
else
    if n == 31 then CheckSPAlignment();

base = if n == 31 then SP[64] else X[n, 64];
addr = AddressAdd(base, offset * elements * mbytes, accdesc);

for e = 0 to elements-1
    if ActivePredicateElement(mask, e, esize) then
        Elem[result, e, esize] = Mem[addr, mbytes, accdesc];
    else
        Elem[result, e, esize] = Zeros(esize);
    addr = AddressIncrement(addr, mbytes, accdesc);

Z[t, VL] = ZeroExtend(Replicate(result, VL DIV 256), VL);
```

Operational information

If PSTATE.DIT is 1, the timing of this instruction is insensitive to the value of the data being loaded or stored when its governing predicate register contains the same value for each execution.

Internal version only: aarchmrs v2025-03_rel, pseudocode v2025-03_rel ; Build timestamp: 2025-03-21T17:41

Copyright © 2010-2025 Arm Limited or its affiliates. All rights reserved. This document is Non-Confidential.

LD1ROB (scalar plus scalar)

Contiguous load and replicate thirty-two bytes (scalar index)

Load thirty-two contiguous bytes to elements of a 256-bit (octaword) vector from the memory address generated by a 64-bit scalar base address and scalar index which is added to the base address.
Inactive elements will not cause a read from Device memory or signal a fault, and are set to zero.
The resulting 256-bit vector is then replicated to fill the destination vector. The instruction requires that the Effective SVE vector length is at least 256 bits.
Only the first thirty-two predicate elements are used and higher numbered predicate elements are ignored.
ID_AA64ZFR0_EL1.F64MM indicates whether this instruction is implemented.
This instruction is illegal when executed in Streaming SVE mode, unless FEAT_SME_FA64 is implemented and enabled.

SVE
(FEAT_F64MM)

31	30	29	28	27	26	25	24	23	22	21	20	19	18	17	16	15	14	13	12	11	10	9	8	7	6	5	4	3	2	1	0
1	0	1	0	0	1	0	0	0	0	1	!= 11111					0	0	0	Pg			Rn				Zt					
msz							ssz		Rm																						

Encoding

LD1ROB { <Zt>.B }, <Pg>/Z, [<Xn|SP>, <Xm>]

Decode for this encoding

```
if !IsFeatureImplemented(FEAT_F64MM) then EndOfDecode(Decode_UNDEF);
if Rm == '11111' then EndOfDecode(Decode_UNDEF);
constant integer t = UInt(Zt);
constant integer n = UInt(Rn);
constant integer m = UInt(Rm);
constant integer g = UInt(Pg);
constant integer esize = 8;
```

Assembler Symbols

- <Zt> Is the name of the scalable vector register to be transferred, encoded in the "Zt" field.
- <Pg> Is the name of the governing scalable predicate register P0-P7, encoded in the "Pg" field.
- <Xn|SP> Is the 64-bit name of the general-purpose base register or stack pointer, encoded in the "Rn" field.
- <Xm> Is the 64-bit name of the general-purpose offset register, encoded in the "Rm" field.

Operation

```
CheckNonStreamingSVEEnabled();
constant integer VL = CurrentVL;
constant integer PL = VL DIV 8;
if VL < 256 then EndOfDecode(Decode_UNDEF);
constant integer elements = 256 DIV esize;
bits(64) base;
constant bits(PL) mask = P[g, PL]; // low bits only
bits(64) offset;
bits(64) addr;
bits(256) result;
constant integer mbytes = esize DIV 8;
constant boolean contiguous = TRUE;
constant boolean nontemporal = FALSE;
constant boolean tagchecked = TRUE;
constant AccessDescriptor accdesc = CreateAccDescSVE(MemOp_LOAD, nontemporal, contiguous,
                                                    tagchecked);

if !AnyActiveElement(mask, esize) then
    if n == 31 && ConstrainUnpredictableBool(Unpredictable_CHECKSPNONEACTIVE) then
        CheckSPAlignment();
else
    if n == 31 then CheckSPAlignment();

base = if n == 31 then SP[64] else X[n, 64];
offset = X[m, 64];
addr = AddressAdd(base, UInt(offset) * mbytes, accdesc);

for e = 0 to elements-1
    if ActivePredicateElement(mask, e, esize) then
        Elem[result, e, esize] = Mem[addr, mbytes, accdesc];
    else
        Elem[result, e, esize] = Zeros(esize);
        addr = AddressIncrement(addr, mbytes, accdesc);

Z[t, VL] = ZeroExtend(Replicate(result, VL DIV 256), VL);
```

Operational information

If PSTATE.DIT is 1, the timing of this instruction is insensitive to the value of the data being loaded or stored when its governing predicate register contains the same value for each execution.

Internal version only: aarchmrs v2025-03_rel, pseudocode v2025-03_rel ; Build timestamp: 2025-03-21T17:41

Copyright © 2010-2025 Arm Limited or its affiliates. All rights reserved. This document is Non-Confidential.

LD1ROD (scalar plus immediate)

Contiguous load and replicate four doublewords (immediate index)

Load four contiguous doublewords to elements of a 256-bit (octaword) vector from the memory address generated by a 64-bit scalar base address and immediate index that is a multiple of 32 in the range -256 to +224 added to the base address.

Inactive elements will not cause a read from Device memory or signal a fault, and are set to zero.

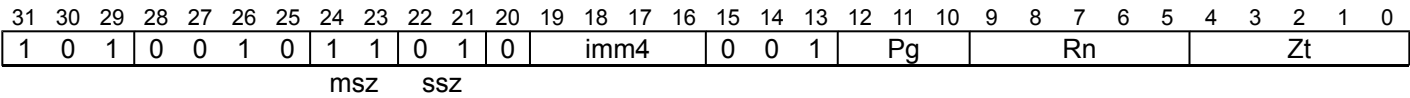
The resulting 256-bit vector is then replicated to fill the destination vector. The instruction requires that the Effective SVE vector length is at least 256 bits.

Only the first four predicate elements are used and higher numbered predicate elements are ignored.

ID_AA64ZFR0_EL1.F64MM indicates whether this instruction is implemented.

This instruction is illegal when executed in Streaming SVE mode, unless FEAT_SME_FA64 is implemented and enabled.

SVE
(FEAT_F64MM)



Encoding

LD1ROD { <Zt>.D }, <Pg>/Z, [<Xn|SP>{, #<imm>}]

Decode for this encoding

```
if !IsFeatureImplemented(FEAT_F64MM) then EndOfDecode(Decode_UNDEF);
constant integer t = UInt(Zt);
constant integer n = UInt(Rn);
constant integer g = UInt(Pg);
constant integer esize = 64;
constant integer offset = SInt(imm4);
```

Assembler Symbols

- <Zt> Is the name of the scalable vector register to be transferred, encoded in the "Zt" field.
- <Pg> Is the name of the governing scalable predicate register P0-P7, encoded in the "Pg" field.
- <Xn|SP> Is the 64-bit name of the general-purpose base register or stack pointer, encoded in the "Rn" field.
- <imm> Is the optional signed immediate byte offset, a multiple of 32 in the range -256 to 224, defaulting to 0, encoded in the "imm4" field.

Operation

```
CheckNonStreamingSVEEnabled();
constant integer VL = CurrentVL;
constant integer PL = VL DIV 8;
if VL < 256 then EndOfDecode(Decode\_UNDEF);
constant integer elements = 256 DIV esize;
bits(64) base;
constant bits(PL) mask = P[g, PL]; // low bits only
bits(64) addr;
bits(256) result;
constant integer mbytes = esize DIV 8;
constant boolean contiguous = TRUE;
constant boolean nontemporal = FALSE;
constant boolean tagchecked = n != 31;
constant AccessDescriptor accdesc = CreateAccDescSVE(MemOp\_LOAD, nontemporal, contiguous,
                                                    tagchecked);

if !AnyActiveElement(mask, esize) then
    if n == 31 && ConstrainUnpredictableBool(Unpredictable\_CHECKSPNONEACTIVE) then
        CheckSPAlignment();
else
    if n == 31 then CheckSPAlignment();

base = if n == 31 then SP[64] else X[n, 64];
addr = AddressAdd(base, offset * elements * mbytes, accdesc);

for e = 0 to elements-1
    if ActivePredicateElement(mask, e, esize) then
        Elem[result, e, esize] = Mem[addr, mbytes, accdesc];
    else
        Elem[result, e, esize] = Zeros(esize);
    addr = AddressIncrement(addr, mbytes, accdesc);

Z[t, VL] = ZeroExtend(Replicate(result, VL DIV 256), VL);
```

Operational information

If PSTATE.DIT is 1, the timing of this instruction is insensitive to the value of the data being loaded or stored when its governing predicate register contains the same value for each execution.

Internal version only: aarchmrs v2025-03_rel, pseudocode v2025-03_rel ; Build timestamp: 2025-03-21T17:41

Copyright © 2010-2025 Arm Limited or its affiliates. All rights reserved. This document is Non-Confidential.

LD1ROD (scalar plus scalar)

Contiguous load and replicate four doublewords (scalar index)

Load four contiguous doublewords to elements of a 256-bit (octaword) vector from the memory address generated by a 64-bit scalar base address and scalar index which is multiplied by 8 and added to the base address.

Inactive elements will not cause a read from Device memory or signal a fault, and are set to zero.

The resulting 256-bit vector is then replicated to fill the destination vector. The instruction requires that the Effective SVE vector length is at least 256 bits.

Only the first four predicate elements are used and higher numbered predicate elements are ignored.

ID_AA64ZFR0_EL1.F64MM indicates whether this instruction is implemented.

This instruction is illegal when executed in Streaming SVE mode, unless FEAT_SME_FA64 is implemented and enabled.

SVE
(FEAT_F64MM)

Table with 32 columns (31 to 0) and 1 row of bit fields. Fields include msz, ssz, Rm, Pg, Rn, and Zt.

Encoding

LD1ROD { <Zt>.D }, <Pg>/Z, [<Xn|SP>, <Xm>, LSL #3]

Decode for this encoding

```
if !IsFeatureImplemented(FEAT_F64MM) then EndOfDecode(Decode_UNDEF);
if Rm == '11111' then EndOfDecode(Decode_UNDEF);
constant integer t = UInt(Zt);
constant integer n = UInt(Rn);
constant integer m = UInt(Rm);
constant integer g = UInt(Pg);
constant integer esize = 64;
```

Assembler Symbols

- <Zt> Is the name of the scalable vector register to be transferred, encoded in the "Zt" field.
- <Pg> Is the name of the governing scalable predicate register P0-P7, encoded in the "Pg" field.
- <Xn|SP> Is the 64-bit name of the general-purpose base register or stack pointer, encoded in the "Rn" field.
- <Xm> Is the 64-bit name of the general-purpose offset register, encoded in the "Rm" field.

Operation

```
CheckNonStreamingSVEEnabled();
constant integer VL = CurrentVL;
constant integer PL = VL DIV 8;
if VL < 256 then EndOfDecode(Decode_UNDEF);
constant integer elements = 256 DIV esize;
bits(64) base;
constant bits(PL) mask = P[g, PL]; // low bits only
bits(64) offset;
bits(64) addr;
bits(256) result;
constant integer mbytes = esize DIV 8;
constant boolean contiguous = TRUE;
constant boolean nontemporal = FALSE;
constant boolean tagchecked = TRUE;
constant AccessDescriptor accdesc = CreateAccDescSVE(MemOp_LOAD, nontemporal, contiguous,
                                                    tagchecked);

if !AnyActiveElement(mask, esize) then
    if n == 31 && ConstrainUnpredictableBool(Unpredictable_CHECKSPNONEACTIVE) then
        CheckSPAlignment();
    else
        if n == 31 then CheckSPAlignment();

base = if n == 31 then SP[64] else X[n, 64];
offset = X[m, 64];
addr = AddressAdd(base, UInt(offset) * mbytes, accdesc);

for e = 0 to elements-1
    if ActivePredicateElement(mask, e, esize) then
        Elem[result, e, esize] = Mem[addr, mbytes, accdesc];
    else
        Elem[result, e, esize] = Zeros(esize);
        addr = AddressIncrement(addr, mbytes, accdesc);

Z[t, VL] = ZeroExtend(Replicate(result, VL DIV 256), VL);
```

Operational information

If PSTATE.DIT is 1, the timing of this instruction is insensitive to the value of the data being loaded or stored when its governing predicate register contains the same value for each execution.

Internal version only: aarchmrs v2025-03_rel, pseudocode v2025-03_rel ; Build timestamp: 2025-03-21T17:41

Copyright © 2010-2025 Arm Limited or its affiliates. All rights reserved. This document is Non-Confidential.

LD1ROH (scalar plus immediate)

Contiguous load and replicate sixteen halfwords (immediate index)

Load sixteen contiguous halfwords to elements of a 256-bit (octaword) vector from the memory address generated by a 64-bit scalar base address and immediate index that is a multiple of 32 in the range -256 to +224 added to the base address.

Inactive elements will not cause a read from Device memory or signal a fault, and are set to zero.

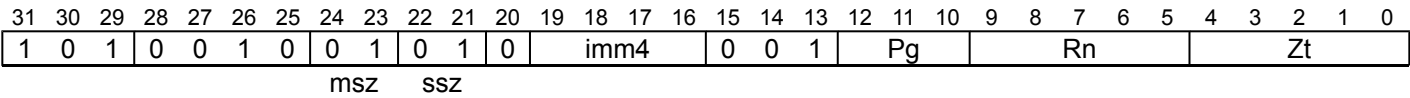
The resulting 256-bit vector is then replicated to fill the destination vector. The instruction requires that the Effective SVE vector length is at least 256 bits.

Only the first sixteen predicate elements are used and higher numbered predicate elements are ignored.

ID_AA64ZFR0_EL1.F64MM indicates whether this instruction is implemented.

This instruction is illegal when executed in Streaming SVE mode, unless FEAT_SME_FA64 is implemented and enabled.

SVE
(FEAT_F64MM)



Encoding

LD1ROH { <Zt>.H }, <Pg>/Z, [<Xn|SP>{, #<imm>}]

Decode for this encoding

```
if !IsFeatureImplemented(FEAT_F64MM) then EndOfDecode(Decode_UNDEF);
constant integer t = UInt(Zt);
constant integer n = UInt(Rn);
constant integer g = UInt(Pg);
constant integer esize = 16;
constant integer offset = SInt(imm4);
```

Assembler Symbols

- <Zt> Is the name of the scalable vector register to be transferred, encoded in the "Zt" field.
- <Pg> Is the name of the governing scalable predicate register P0-P7, encoded in the "Pg" field.
- <Xn|SP> Is the 64-bit name of the general-purpose base register or stack pointer, encoded in the "Rn" field.
- <imm> Is the optional signed immediate byte offset, a multiple of 32 in the range -256 to 224, defaulting to 0, encoded in the "imm4" field.

Operation

```
CheckNonStreamingSVEEnabled();
constant integer VL = CurrentVL;
constant integer PL = VL DIV 8;
if VL < 256 then EndOfDecode(Decode\_UNDEF);
constant integer elements = 256 DIV esize;
bits(64) base;
constant bits(PL) mask = P[g, PL]; // low bits only
bits(64) addr;
bits(256) result;
constant integer mbytes = esize DIV 8;
constant boolean contiguous = TRUE;
constant boolean nontemporal = FALSE;
constant boolean tagchecked = n != 31;
constant AccessDescriptor accdesc = CreateAccDescSVE(MemOp\_LOAD, nontemporal, contiguous,
                                                    tagchecked);

if !AnyActiveElement(mask, esize) then
    if n == 31 && ConstrainUnpredictableBool(Unpredictable\_CHECKSPNONEACTIVE) then
        CheckSPAlignment();
else
    if n == 31 then CheckSPAlignment();

base = if n == 31 then SP[64] else X[n, 64];
addr = AddressAdd(base, offset * elements * mbytes, accdesc);

for e = 0 to elements-1
    if ActivePredicateElement(mask, e, esize) then
        Elem[result, e, esize] = Mem[addr, mbytes, accdesc];
    else
        Elem[result, e, esize] = Zeros(esize);
    addr = AddressIncrement(addr, mbytes, accdesc);

Z[t, VL] = ZeroExtend(Replicate(result, VL DIV 256), VL);
```

Operational information

If PSTATE.DIT is 1, the timing of this instruction is insensitive to the value of the data being loaded or stored when its governing predicate register contains the same value for each execution.

Internal version only: aarchmrs v2025-03_rel, pseudocode v2025-03_rel ; Build timestamp: 2025-03-21T17:41

Copyright © 2010-2025 Arm Limited or its affiliates. All rights reserved. This document is Non-Confidential.

LD1ROH (scalar plus scalar)

Contiguous load and replicate sixteen halfwords (scalar index)

Load sixteen contiguous halfwords to elements of a 256-bit (octaword) vector from the memory address generated by a 64-bit scalar base address and scalar index which is multiplied by 2 and added to the base address.

Inactive elements will not cause a read from Device memory or signal a fault, and are set to zero.

The resulting 256-bit vector is then replicated to fill the destination vector. The instruction requires that the Effective SVE vector length is at least 256 bits.

Only the first sixteen predicate elements are used and higher numbered predicate elements are ignored.

ID_AA64ZFR0_EL1.F64MM indicates whether this instruction is implemented.

This instruction is illegal when executed in Streaming SVE mode, unless FEAT_SME_FA64 is implemented and enabled.

SVE
(FEAT_F64MM)

Table with 32 bit fields (31 to 0) and their corresponding field names: msz, ssz, Rm, Pg, Rn, Zt.

Encoding

LD1ROH { <Zt>.H }, <Pg>/Z, [<Xn|SP>, <Xm>, LSL #1]

Decode for this encoding

```
if !IsFeatureImplemented(FEAT_F64MM) then EndOfDecode(Decode_UNDEF);
if Rm == '11111' then EndOfDecode(Decode_UNDEF);
constant integer t = UInt(Zt);
constant integer n = UInt(Rn);
constant integer m = UInt(Rm);
constant integer g = UInt(Pg);
constant integer esize = 16;
```

Assembler Symbols

- <Zt> Is the name of the scalable vector register to be transferred, encoded in the "Zt" field.
- <Pg> Is the name of the governing scalable predicate register P0-P7, encoded in the "Pg" field.
- <Xn|SP> Is the 64-bit name of the general-purpose base register or stack pointer, encoded in the "Rn" field.
- <Xm> Is the 64-bit name of the general-purpose offset register, encoded in the "Rm" field.

Operation

```
CheckNonStreamingSVEEnabled();
constant integer VL = CurrentVL;
constant integer PL = VL DIV 8;
if VL < 256 then EndOfDecode(Decode_UNDEF);
constant integer elements = 256 DIV esize;
bits(64) base;
constant bits(PL) mask = P[g, PL]; // low bits only
bits(64) offset;
bits(64) addr;
bits(256) result;
constant integer mbytes = esize DIV 8;
constant boolean contiguous = TRUE;
constant boolean nontemporal = FALSE;
constant boolean tagchecked = TRUE;
constant AccessDescriptor accdesc = CreateAccDescSVE(MemOp_LOAD, nontemporal, contiguous,
                                                    tagchecked);

if !AnyActiveElement(mask, esize) then
    if n == 31 && ConstrainUnpredictableBool(Unpredictable_CHECKSPNONEACTIVE) then
        CheckSPAlignment();
else
    if n == 31 then CheckSPAlignment();

base = if n == 31 then SP[64] else X[n, 64];
offset = X[m, 64];
addr = AddressAdd(base, UInt(offset) * mbytes, accdesc);

for e = 0 to elements-1
    if ActivePredicateElement(mask, e, esize) then
        Elem[result, e, esize] = Mem[addr, mbytes, accdesc];
    else
        Elem[result, e, esize] = Zeros(esize);
        addr = AddressIncrement(addr, mbytes, accdesc);

Z[t, VL] = ZeroExtend(Replicate(result, VL DIV 256), VL);
```

Operational information

If PSTATE.DIT is 1, the timing of this instruction is insensitive to the value of the data being loaded or stored when its governing predicate register contains the same value for each execution.

Internal version only: aarchmrs v2025-03_rel, pseudocode v2025-03_rel ; Build timestamp: 2025-03-21T17:41

Copyright © 2010-2025 Arm Limited or its affiliates. All rights reserved. This document is Non-Confidential.

LD1ROW (scalar plus immediate)

Contiguous load and replicate eight words (immediate index)

Load eight contiguous words to elements of a 256-bit (octaword) vector from the memory address generated by a 64-bit scalar base address and immediate index that is a multiple of 32 in the range -256 to +224 added to the base address.
Inactive elements will not cause a read from Device memory or signal a fault, and are set to zero.
The resulting 256-bit vector is then replicated to fill the destination vector. The instruction requires that the Effective SVE vector length is at least 256 bits.
Only the first eight predicate elements are used and higher numbered predicate elements are ignored.
ID_AA64ZFR0_EL1.F64MM indicates whether this instruction is implemented.
This instruction is illegal when executed in Streaming SVE mode, unless FEAT_SME_FA64 is implemented and enabled.

SVE
(FEAT_F64MM)

31	30	29	28	27	26	25	24	23	22	21	20	19	18	17	16	15	14	13	12	11	10	9	8	7	6	5	4	3	2	1	0
1	0	1	0	0	1	0	1	0	0	1	0	imm4				0	0	1	Pg			Rn				Zt					
msz												ssz																			

Encoding

LD1ROW { <Zt>.S }, <Pg>/Z, [<Xn|SP>{, #<imm>}]

Decode for this encoding

```
if !IsFeatureImplemented(FEAT_F64MM) then EndOfDecode(Decode_UNDEF);
constant integer t = UInt(Zt);
constant integer n = UInt(Rn);
constant integer g = UInt(Pg);
constant integer esize = 32;
constant integer offset = SInt(imm4);
```

Assembler Symbols

- <Zt> Is the name of the scalable vector register to be transferred, encoded in the "Zt" field.
- <Pg> Is the name of the governing scalable predicate register P0-P7, encoded in the "Pg" field.
- <Xn|SP> Is the 64-bit name of the general-purpose base register or stack pointer, encoded in the "Rn" field.
- <imm> Is the optional signed immediate byte offset, a multiple of 32 in the range -256 to 224, defaulting to 0, encoded in the "imm4" field.

Operation

```
CheckNonStreamingSVEEnabled();
constant integer VL = CurrentVL;
constant integer PL = VL DIV 8;
if VL < 256 then EndOfDecode(Decode\_UNDEF);
constant integer elements = 256 DIV esize;
bits(64) base;
constant bits(PL) mask = P[g, PL]; // low bits only
bits(64) addr;
bits(256) result;
constant integer mbytes = esize DIV 8;
constant boolean contiguous = TRUE;
constant boolean nontemporal = FALSE;
constant boolean tagchecked = n != 31;
constant AccessDescriptor accdesc = CreateAccDescSVE(MemOp\_LOAD, nontemporal, contiguous,
                                                    tagchecked);

if !AnyActiveElement(mask, esize) then
    if n == 31 && ConstrainUnpredictableBool(Unpredictable\_CHECKSPNONEACTIVE) then
        CheckSPAlignment();
else
    if n == 31 then CheckSPAlignment();

base = if n == 31 then SP[64] else X[n, 64];
addr = AddressAdd(base, offset * elements * mbytes, accdesc);

for e = 0 to elements-1
    if ActivePredicateElement(mask, e, esize) then
        Elem[result, e, esize] = Mem[addr, mbytes, accdesc];
    else
        Elem[result, e, esize] = Zeros(esize);
    addr = AddressIncrement(addr, mbytes, accdesc);

Z[t, VL] = ZeroExtend(Replicate(result, VL DIV 256), VL);
```

Operational information

If PSTATE.DIT is 1, the timing of this instruction is insensitive to the value of the data being loaded or stored when its governing predicate register contains the same value for each execution.

Internal version only: aarchmrs v2025-03_rel, pseudocode v2025-03_rel ; Build timestamp: 2025-03-21T17:41

Copyright © 2010-2025 Arm Limited or its affiliates. All rights reserved. This document is Non-Confidential.

LD1ROW (scalar plus scalar)

Contiguous load and replicate eight words (scalar index)

Load eight contiguous words to elements of a 256-bit (octaword) vector from the memory address generated by a 64-bit scalar base address and scalar index which is multiplied by 4 and added to the base address.

Inactive elements will not cause a read from Device memory or signal a fault, and are set to zero.

The resulting 256-bit vector is then replicated to fill the destination vector. The instruction requires that the Effective SVE vector length is at least 256 bits.

Only the first eight predicate elements are used and higher numbered predicate elements are ignored.

ID_AA64ZFR0_EL1.F64MM indicates whether this instruction is implemented.

This instruction is illegal when executed in Streaming SVE mode, unless FEAT_SME_FA64 is implemented and enabled.

SVE (FEAT_F64MM)

31	30	29	28	27	26	25	24	23	22	21	20	19	18	17	16	15	14	13	12	11	10	9	8	7	6	5	4	3	2	1	0
1	0	1	0	0	1	0	1	0	0	1	!= 11111					0	0	0	Pg			Rn				Zt					
msz							ssz		Rm											Pg			Rn				Zt				

Encoding

LD1ROW { <Zt>.S }, <Pg>/Z, [<Xn|SP>, <Xm>, LSL #2]

Decode for this encoding

```
if !IsFeatureImplemented(FEAT_F64MM) then EndOfDecode(Decode_UNDEF);
if Rm == '11111' then EndOfDecode(Decode_UNDEF);
constant integer t = UInt(Zt);
constant integer n = UInt(Rn);
constant integer m = UInt(Rm);
constant integer g = UInt(Pg);
constant integer esize = 32;
```

Assembler Symbols

- <Zt> Is the name of the scalable vector register to be transferred, encoded in the "Zt" field.
- <Pg> Is the name of the governing scalable predicate register P0-P7, encoded in the "Pg" field.
- <Xn|SP> Is the 64-bit name of the general-purpose base register or stack pointer, encoded in the "Rn" field.
- <Xm> Is the 64-bit name of the general-purpose offset register, encoded in the "Rm" field.

Operation

```
CheckNonStreamingSVEEnabled();
constant integer VL = CurrentVL;
constant integer PL = VL DIV 8;
if VL < 256 then EndOfDecode(Decode\_UNDEF);
constant integer elements = 256 DIV esize;
bits(64) base;
constant bits(PL) mask = P[g, PL]; // low bits only
bits(64) offset;
bits(64) addr;
bits(256) result;
constant integer mbytes = esize DIV 8;
constant boolean contiguous = TRUE;
constant boolean nontemporal = FALSE;
constant boolean tagchecked = TRUE;
constant AccessDescriptor accdesc = CreateAccDescSVE(MemOp\_LOAD, nontemporal, contiguous,
                                                    tagchecked);

if !AnyActiveElement(mask, esize) then
    if n == 31 && ConstrainUnpredictableBool(Unpredictable\_CHECKSPNONEACTIVE) then
        CheckSPAlignment();
    else
        if n == 31 then CheckSPAlignment();

base = if n == 31 then SP[64] else X[n, 64];
offset = X[m, 64];
addr = AddressAdd(base, UInt(offset) * mbytes, accdesc);

for e = 0 to elements-1
    if ActivePredicateElement(mask, e, esize) then
        Elem[result, e, esize] = Mem[addr, mbytes, accdesc];
    else
        Elem[result, e, esize] = Zeros(esize);
        addr = AddressIncrement(addr, mbytes, accdesc);

Z[t, VL] = ZeroExtend(Replicate(result, VL DIV 256), VL);
```

Operational information

If PSTATE.DIT is 1, the timing of this instruction is insensitive to the value of the data being loaded or stored when its governing predicate register contains the same value for each execution.

Internal version only: aarchmrs v2025-03_rel, pseudocode v2025-03_rel ; Build timestamp: 2025-03-21T17:41

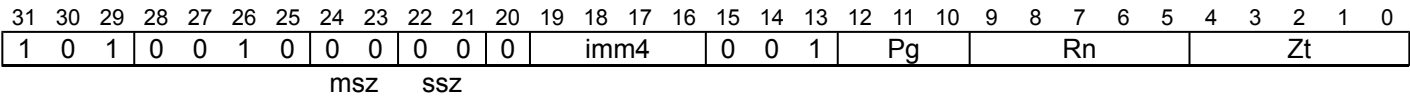
Copyright © 2010-2025 Arm Limited or its affiliates. All rights reserved. This document is Non-Confidential.

LD1RQB (scalar plus immediate)

Contiguous load and replicate sixteen bytes (immediate index)

Load sixteen contiguous bytes to elements of a short, 128-bit (quadword) vector from the memory address generated by a 64-bit scalar base address and immediate index that is a multiple of 16 in the range -128 to +112 added to the base address.
Inactive elements will not cause a read from Device memory or signal a fault, and are set to zero. The resulting short vector is then replicated to fill the long destination vector. Only the first sixteen predicate elements are used and higher numbered predicate elements are ignored.

SVE (FEAT_SVE || FEAT_SME)



Encoding

LD1RQB { <Zt>.B }, <Pg>/Z, [<Xn|SP>{, #<imm>}]

Decode for this encoding

```
if !IsFeatureImplemented(FEAT_SVE) && !IsFeatureImplemented(FEAT_SME) then
    EndOfDecode(Decode_UNDEF);
constant integer t = UInt(Zt);
constant integer n = UInt(Rn);
constant integer g = UInt(Pg);
constant integer esize = 8;
constant integer offset = SInt(imm4);
```

Assembler Symbols

- <Zt> Is the name of the scalable vector register to be transferred, encoded in the "Zt" field.
- <Pg> Is the name of the governing scalable predicate register P0-P7, encoded in the "Pg" field.
- <Xn|SP> Is the 64-bit name of the general-purpose base register or stack pointer, encoded in the "Rn" field.
- <imm> Is the optional signed immediate byte offset, a multiple of 16 in the range -128 to 112, defaulting to 0, encoded in the "imm4" field.

Operation

```
CheckSVEEnabled();
constant integer VL = CurrentVL;
constant integer PL = VL DIV 8;
constant integer elements = 128 DIV esize;
bits(64) base;
constant bits(PL) mask = P[g, PL]; // low 16 bits only
bits(64) addr;
bits(128) result;
constant integer mbytes = esize DIV 8;
constant boolean contiguous = TRUE;
constant boolean nontemporal = FALSE;
constant boolean tagchecked = n != 31;
constant AccessDescriptor accdesc = CreateAccDescSVE(MemOp\_LOAD, nontemporal, contiguous,
                                                    tagchecked);

if !AnyActiveElement(mask, esize) then
    if n == 31 && ConstrainUnpredictableBool(Unpredictable\_CHECKSPNONEACTIVE) then
        CheckSPAlignment();
else
    if n == 31 then CheckSPAlignment();

base = if n == 31 then SP[64] else X[n, 64];
addr = AddressAdd(base, offset * 16, accdesc);

for e = 0 to elements-1
    if ActivePredicateElement(mask, e, esize) then
        Elem[result, e, esize] = Mem[addr, mbytes, accdesc];
    else
        Elem[result, e, esize] = Zeros(esize);
    addr = AddressIncrement(addr, mbytes, accdesc);

Z[t, VL] = Replicate(result, VL DIV 128);
```

Operational information

If PSTATE.DIT is 1, the timing of this instruction is insensitive to the value of the data being loaded or stored when its governing predicate register contains the same value for each execution.

Internal version only: aarchmrs v2025-03_rel, pseudocode v2025-03_rel ; Build timestamp: 2025-03-21T17:41

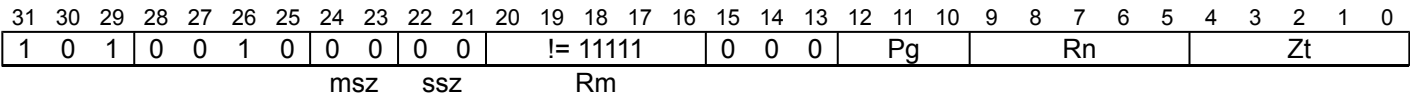
Copyright © 2010-2025 Arm Limited or its affiliates. All rights reserved. This document is Non-Confidential.

LD1RQB (scalar plus scalar)

Contiguous load and replicate sixteen bytes (scalar index)

Load sixteen contiguous bytes to elements of a short, 128-bit (quadword) vector from the memory address generated by a 64-bit scalar base address and scalar index which is added to the base address.
Inactive elements will not cause a read from Device memory or signal a fault, and are set to zero. The resulting short vector is then replicated to fill the long destination vector. Only the first sixteen predicate elements are used and higher numbered predicate elements are ignored.

SVE (FEAT_SVE || FEAT_SME)



Encoding

LD1RQB { <Zt>.B }, <Pg>/Z, [<Xn|SP>, <Xm>]

Decode for this encoding

```
if !IsFeatureImplemented(FEAT_SVE) && !IsFeatureImplemented(FEAT_SME) then
    EndOfDecode(Decode_UNDEF);
if Rm == '11111' then EndOfDecode(Decode_UNDEF);
constant integer t = UInt(Zt);
constant integer n = UInt(Rn);
constant integer m = UInt(Rm);
constant integer g = UInt(Pg);
constant integer esize = 8;
```

Assembler Symbols

- <Zt> Is the name of the scalable vector register to be transferred, encoded in the "Zt" field.
- <Pg> Is the name of the governing scalable predicate register P0-P7, encoded in the "Pg" field.
- <Xn|SP> Is the 64-bit name of the general-purpose base register or stack pointer, encoded in the "Rn" field.
- <Xm> Is the 64-bit name of the general-purpose offset register, encoded in the "Rm" field.

Operation

```
CheckSVEEnabled();
constant integer VL = CurrentVL;
constant integer PL = VL DIV 8;
constant integer elements = 128 DIV esize;
bits(64) base;
constant bits(PL) mask = P[g, PL]; // low 16 bits only
bits(64) offset;
bits(64) addr;
bits(128) result;
constant integer mbytes = esize DIV 8;
constant boolean contiguous = TRUE;
constant boolean nontemporal = FALSE;
constant boolean tagchecked = TRUE;
constant AccessDescriptor accdesc = CreateAccDescSVE(MemOp\_LOAD, nontemporal, contiguous,
                                                    tagchecked);

if !AnyActiveElement(mask, esize) then
    if n == 31 && ConstrainUnpredictableBool(Unpredictable\_CHECKSPNONEACTIVE) then
        CheckSPAlignment();
else
    if n == 31 then CheckSPAlignment();

base = if n == 31 then SP[64] else X[n, 64];
offset = X[m, 64];
addr = AddressAdd(base, UInt(offset) * mbytes, accdesc);

for e = 0 to elements-1
    if ActivePredicateElement(mask, e, esize) then
        Elem[result, e, esize] = Mem[addr, mbytes, accdesc];
    else
        Elem[result, e, esize] = Zeros(esize);
    addr = AddressIncrement(addr, mbytes, accdesc);

Z[t, VL] = Replicate(result, VL DIV 128);
```

Operational information

If PSTATE.DIT is 1, the timing of this instruction is insensitive to the value of the data being loaded or stored when its governing predicate register contains the same value for each execution.

Internal version only: aarchmrs v2025-03_rel, pseudocode v2025-03_rel ; Build timestamp: 2025-03-21T17:41

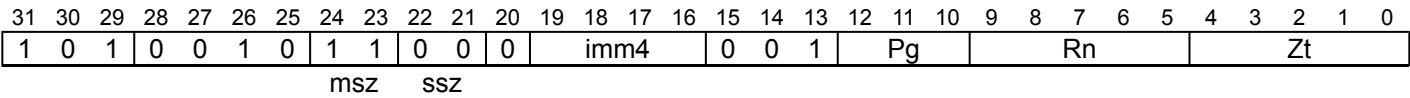
Copyright © 2010-2025 Arm Limited or its affiliates. All rights reserved. This document is Non-Confidential.

LD1RQD (scalar plus immediate)

Contiguous load and replicate two doublewords (immediate index)

Load two contiguous doublewords to elements of a short, 128-bit (quadword) vector from the memory address generated by a 64-bit scalar base address and immediate index that is a multiple of 16 in the range -128 to +112 added to the base address.
Inactive elements will not cause a read from Device memory or signal a fault, and are set to zero. The resulting short vector is then replicated to fill the long destination vector. Only the first two predicate elements are used and higher numbered predicate elements are ignored.

SVE
(FEAT_SVE || FEAT_SME)



Encoding

```
LD1RQD { <Zt>.D }, <Pg>/Z, [<Xn|SP>{, #<imm>}]
```

Decode for this encoding

```
if !IsFeatureImplemented(FEAT_SVE) && !IsFeatureImplemented(FEAT_SME) then
    EndOfDecode(Decode_UNDEF);
constant integer t = UInt(Zt);
constant integer n = UInt(Rn);
constant integer g = UInt(Pg);
constant integer esize = 64;
constant integer offset = SInt(imm4);
```

Assembler Symbols

- <Zt> Is the name of the scalable vector register to be transferred, encoded in the "Zt" field.
- <Pg> Is the name of the governing scalable predicate register P0-P7, encoded in the "Pg" field.
- <Xn|SP> Is the 64-bit name of the general-purpose base register or stack pointer, encoded in the "Rn" field.
- <imm> Is the optional signed immediate byte offset, a multiple of 16 in the range -128 to 112, defaulting to 0, encoded in the "imm4" field.

Operation

```
CheckSVEEnabled();
constant integer VL = CurrentVL;
constant integer PL = VL DIV 8;
constant integer elements = 128 DIV esize;
bits(64) base;
constant bits(PL) mask = P[g, PL]; // low 16 bits only
bits(64) addr;
bits(128) result;
constant integer mbytes = esize DIV 8;
constant boolean contiguous = TRUE;
constant boolean nontemporal = FALSE;
constant boolean tagchecked = n != 31;
constant AccessDescriptor accdesc = CreateAccDescSVE(MemOp\_LOAD, nontemporal, contiguous,
                                                    tagchecked);

if !AnyActiveElement(mask, esize) then
    if n == 31 && ConstrainUnpredictableBool(Unpredictable\_CHECKSPNONEACTIVE) then
        CheckSPAlignment();
else
    if n == 31 then CheckSPAlignment();

base = if n == 31 then SP[64] else X[n, 64];
addr = AddressAdd(base, offset * 16, accdesc);

for e = 0 to elements-1
    if ActivePredicateElement(mask, e, esize) then
        Elem[result, e, esize] = Mem[addr, mbytes, accdesc];
    else
        Elem[result, e, esize] = Zeros(esize);
    addr = AddressIncrement(addr, mbytes, accdesc);

Z[t, VL] = Replicate(result, VL DIV 128);
```

Operational information

If PSTATE.DIT is 1, the timing of this instruction is insensitive to the value of the data being loaded or stored when its governing predicate register contains the same value for each execution.

Internal version only: aarchmrs v2025-03_rel, pseudocode v2025-03_rel ; Build timestamp: 2025-03-21T17:41

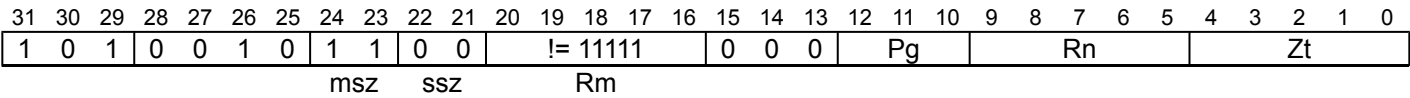
Copyright © 2010-2025 Arm Limited or its affiliates. All rights reserved. This document is Non-Confidential.

LD1RQD (scalar plus scalar)

Contiguous load and replicate two doublewords (scalar index)

Load two contiguous doublewords to elements of a short, 128-bit (quadword) vector from the memory address generated by a 64-bit scalar base address and scalar index which is multiplied by 8 and added to the base address.
Inactive elements will not cause a read from Device memory or signal a fault, and are set to zero. The resulting short vector is then replicated to fill the long destination vector. Only the first two predicate elements are used and higher numbered predicate elements are ignored.

SVE (FEAT_SVE || FEAT_SME)



Encoding

LD1RQD { <Zt>.D }, <Pg>/Z, [<Xn|SP>, <Xm>, LSL #3]

Decode for this encoding

```
if !IsFeatureImplemented(FEAT_SVE) && !IsFeatureImplemented(FEAT_SME) then
    EndOfDecode(Decode_UNDEF);
if Rm == '11111' then EndOfDecode(Decode_UNDEF);
constant integer t = UInt(Zt);
constant integer n = UInt(Rn);
constant integer m = UInt(Rm);
constant integer g = UInt(Pg);
constant integer esize = 64;
```

Assembler Symbols

- <Zt> Is the name of the scalable vector register to be transferred, encoded in the "Zt" field.
- <Pg> Is the name of the governing scalable predicate register P0-P7, encoded in the "Pg" field.
- <Xn|SP> Is the 64-bit name of the general-purpose base register or stack pointer, encoded in the "Rn" field.
- <Xm> Is the 64-bit name of the general-purpose offset register, encoded in the "Rm" field.

Operation

```
CheckSVEEnabled();
constant integer VL = CurrentVL;
constant integer PL = VL DIV 8;
constant integer elements = 128 DIV esize;
bits(64) base;
constant bits(PL) mask = P[g, PL]; // low 16 bits only
bits(64) offset;
bits(64) addr;
bits(128) result;
constant integer mbytes = esize DIV 8;
constant boolean contiguous = TRUE;
constant boolean nontemporal = FALSE;
constant boolean tagchecked = TRUE;
constant AccessDescriptor accdesc = CreateAccDescSVE(MemOp\_LOAD, nontemporal, contiguous,
                                                    tagchecked);

if !AnyActiveElement(mask, esize) then
    if n == 31 && ConstrainUnpredictableBool(Unpredictable\_CHECKSPNONEACTIVE) then
        CheckSPAlignment();
else
    if n == 31 then CheckSPAlignment();

base = if n == 31 then SP[64] else X[n, 64];
offset = X[m, 64];
addr = AddressAdd(base, UInt(offset) * mbytes, accdesc);

for e = 0 to elements-1
    if ActivePredicateElement(mask, e, esize) then
        Elem[result, e, esize] = Mem[addr, mbytes, accdesc];
    else
        Elem[result, e, esize] = Zeros(esize);
    addr = AddressIncrement(addr, mbytes, accdesc);

Z[t, VL] = Replicate(result, VL DIV 128);
```

Operational information

If PSTATE.DIT is 1, the timing of this instruction is insensitive to the value of the data being loaded or stored when its governing predicate register contains the same value for each execution.

Internal version only: aarchmrs v2025-03_rel, pseudocode v2025-03_rel ; Build timestamp: 2025-03-21T17:41

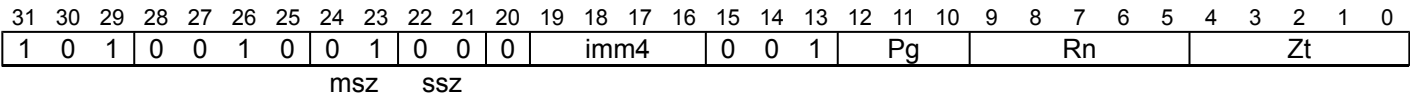
Copyright © 2010-2025 Arm Limited or its affiliates. All rights reserved. This document is Non-Confidential.

LD1RQH (scalar plus immediate)

Contiguous load and replicate eight halfwords (immediate index)

Load eight contiguous halfwords to elements of a short, 128-bit (quadword) vector from the memory address generated by a 64-bit scalar base address and immediate index that is a multiple of 16 in the range -128 to +112 added to the base address. Inactive elements will not cause a read from Device memory or signal a fault, and are set to zero. The resulting short vector is then replicated to fill the long destination vector. Only the first eight predicate elements are used and higher numbered predicate elements are ignored.

SVE
(FEAT_SVE || FEAT_SME)



Encoding

LD1RQH { <Zt>.H }, <Pg>/Z, [<Xn|SP>{, #<imm>}]

Decode for this encoding

```
if !IsFeatureImplemented(FEAT_SVE) && !IsFeatureImplemented(FEAT_SME) then
    EndOfDecode(Decode_UNDEF);
constant integer t = UInt(Zt);
constant integer n = UInt(Rn);
constant integer g = UInt(Pg);
constant integer esize = 16;
constant integer offset = SInt(imm4);
```

Assembler Symbols

- <Zt> Is the name of the scalable vector register to be transferred, encoded in the "Zt" field.
- <Pg> Is the name of the governing scalable predicate register P0-P7, encoded in the "Pg" field.
- <Xn|SP> Is the 64-bit name of the general-purpose base register or stack pointer, encoded in the "Rn" field.
- <imm> Is the optional signed immediate byte offset, a multiple of 16 in the range -128 to 112, defaulting to 0, encoded in the "imm4" field.

Operation

```
CheckSVEEnabled();
constant integer VL = CurrentVL;
constant integer PL = VL DIV 8;
constant integer elements = 128 DIV esize;
bits(64) base;
constant bits(PL) mask = P[g, PL]; // low 16 bits only
bits(64) addr;
bits(128) result;
constant integer mbytes = esize DIV 8;
constant boolean contiguous = TRUE;
constant boolean nontemporal = FALSE;
constant boolean tagchecked = n != 31;
constant AccessDescriptor accdesc = CreateAccDescSVE(MemOp\_LOAD, nontemporal, contiguous,
                                                    tagchecked);

if !AnyActiveElement(mask, esize) then
    if n == 31 && ConstrainUnpredictableBool(Unpredictable\_CHECKSPNONEACTIVE) then
        CheckSPAlignment();
else
    if n == 31 then CheckSPAlignment();

base = if n == 31 then SP[64] else X[n, 64];
addr = AddressAdd(base, offset * 16, accdesc);

for e = 0 to elements-1
    if ActivePredicateElement(mask, e, esize) then
        Elem[result, e, esize] = Mem[addr, mbytes, accdesc];
    else
        Elem[result, e, esize] = Zeros(esize);
    addr = AddressIncrement(addr, mbytes, accdesc);

Z[t, VL] = Replicate(result, VL DIV 128);
```

Operational information

If PSTATE.DIT is 1, the timing of this instruction is insensitive to the value of the data being loaded or stored when its governing predicate register contains the same value for each execution.

Internal version only: aarchmrs v2025-03_rel, pseudocode v2025-03_rel ; Build timestamp: 2025-03-21T17:41

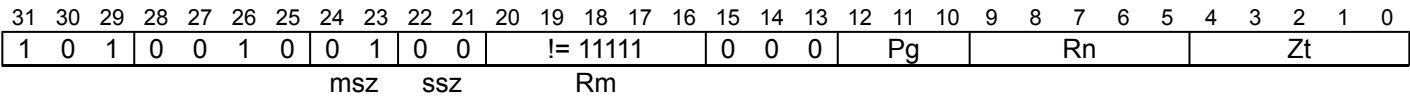
Copyright © 2010-2025 Arm Limited or its affiliates. All rights reserved. This document is Non-Confidential.

LD1RQH (scalar plus scalar)

Contiguous load and replicate eight halfwords (scalar index)

Load eight contiguous halfwords to elements of a short, 128-bit (quadword) vector from the memory address generated by a 64-bit scalar base address and scalar index which is multiplied by 2 and added to the base address.
Inactive elements will not cause a read from Device memory or signal a fault, and are set to zero. The resulting short vector is then replicated to fill the long destination vector. Only the first eight predicate elements are used and higher numbered predicate elements are ignored.

SVE
(FEAT_SVE || FEAT_SME)



Encoding

LD1RQH { <Zt>.H }, <Pg>/Z, [<Xn|SP>, <Xm>, LSL #1]

Decode for this encoding

```
if !IsFeatureImplemented(FEAT_SVE) && !IsFeatureImplemented(FEAT_SME) then
    EndOfDecode(Decode_UNDEF);
if Rm == '11111' then EndOfDecode(Decode_UNDEF);
constant integer t = UInt(Zt);
constant integer n = UInt(Rn);
constant integer m = UInt(Rm);
constant integer g = UInt(Pg);
constant integer esize = 16;
```

Assembler Symbols

- <Zt> Is the name of the scalable vector register to be transferred, encoded in the "Zt" field.
- <Pg> Is the name of the governing scalable predicate register P0-P7, encoded in the "Pg" field.
- <Xn|SP> Is the 64-bit name of the general-purpose base register or stack pointer, encoded in the "Rn" field.
- <Xm> Is the 64-bit name of the general-purpose offset register, encoded in the "Rm" field.

Operation

```
CheckSVEEnabled();
constant integer VL = CurrentVL;
constant integer PL = VL DIV 8;
constant integer elements = 128 DIV esize;
bits(64) base;
constant bits(PL) mask = P[g, PL]; // low 16 bits only
bits(64) offset;
bits(64) addr;
bits(128) result;
constant integer mbytes = esize DIV 8;
constant boolean contiguous = TRUE;
constant boolean nontemporal = FALSE;
constant boolean tagchecked = TRUE;
constant AccessDescriptor accdesc = CreateAccDescSVE(MemOp\_LOAD, nontemporal, contiguous,
                                                    tagchecked);

if !AnyActiveElement(mask, esize) then
    if n == 31 && ConstrainUnpredictableBool(Unpredictable\_CHECKSPNONEACTIVE) then
        CheckSPAlignment();
else
    if n == 31 then CheckSPAlignment();

base = if n == 31 then SP[64] else X[n, 64];
offset = X[m, 64];
addr = AddressAdd(base, UInt(offset) * mbytes, accdesc);

for e = 0 to elements-1
    if ActivePredicateElement(mask, e, esize) then
        Elem[result, e, esize] = Mem[addr, mbytes, accdesc];
    else
        Elem[result, e, esize] = Zeros(esize);
    addr = AddressIncrement(addr, mbytes, accdesc);

Z[t, VL] = Replicate(result, VL DIV 128);
```

Operational information

If PSTATE.DIT is 1, the timing of this instruction is insensitive to the value of the data being loaded or stored when its governing predicate register contains the same value for each execution.

Internal version only: aarchmrs v2025-03_rel, pseudocode v2025-03_rel ; Build timestamp: 2025-03-21T17:41

Copyright © 2010-2025 Arm Limited or its affiliates. All rights reserved. This document is Non-Confidential.

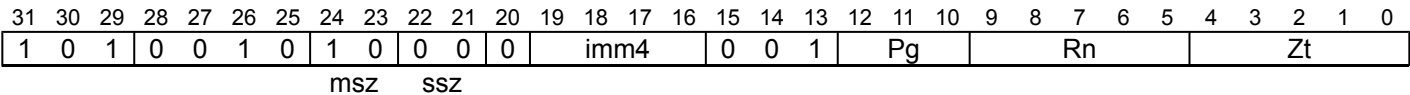
LD1RQW (scalar plus immediate)

Contiguous load and replicate four words (immediate index)

Load four contiguous words to elements of a short, 128-bit (quadword) vector from the memory address generated by a 64-bit scalar base address and immediate index that is a multiple of 16 in the range -128 to +112 added to the base address.

Inactive elements will not cause a read from Device memory or signal a fault, and are set to zero. The resulting short vector is then replicated to fill the long destination vector. Only the first four predicate elements are used and higher numbered predicate elements are ignored.

SVE
(FEAT_SVE || FEAT_SME)



Encoding

LD1RQW { <Zt>.S }, <Pg>/Z, [<Xn|SP>{, #<imm>}]

Decode for this encoding

```
if !IsFeatureImplemented(FEAT_SVE) && !IsFeatureImplemented(FEAT_SME) then
    EndOfDecode(Decode_UNDEF);
constant integer t = UInt(Zt);
constant integer n = UInt(Rn);
constant integer g = UInt(Pg);
constant integer esize = 32;
constant integer offset = SInt(imm4);
```

Assembler Symbols

- <Zt> Is the name of the scalable vector register to be transferred, encoded in the "Zt" field.
- <Pg> Is the name of the governing scalable predicate register P0-P7, encoded in the "Pg" field.
- <Xn|SP> Is the 64-bit name of the general-purpose base register or stack pointer, encoded in the "Rn" field.
- <imm> Is the optional signed immediate byte offset, a multiple of 16 in the range -128 to 112, defaulting to 0, encoded in the "imm4" field.

Operation

```
CheckSVEEnabled();
constant integer VL = CurrentVL;
constant integer PL = VL DIV 8;
constant integer elements = 128 DIV esize;
bits(64) base;
constant bits(PL) mask = P[g, PL]; // low 16 bits only
bits(64) addr;
bits(128) result;
constant integer mbytes = esize DIV 8;
constant boolean contiguous = TRUE;
constant boolean nontemporal = FALSE;
constant boolean tagchecked = n != 31;
constant AccessDescriptor accdesc = CreateAccDescSVE(MemOp\_LOAD, nontemporal, contiguous,
                                                    tagchecked);

if !AnyActiveElement(mask, esize) then
    if n == 31 && ConstrainUnpredictableBool(Unpredictable\_CHECKSPNONEACTIVE) then
        CheckSPAlignment();
    else
        if n == 31 then CheckSPAlignment();

base = if n == 31 then SP[64] else X[n, 64];
addr = AddressAdd(base, offset * 16, accdesc);

for e = 0 to elements-1
    if ActivePredicateElement(mask, e, esize) then
        Elem[result, e, esize] = Mem[addr, mbytes, accdesc];
    else
        Elem[result, e, esize] = Zeros(esize);
        addr = AddressIncrement(addr, mbytes, accdesc);

Z[t, VL] = Replicate(result, VL DIV 128);
```

Operational information

If PSTATE.DIT is 1, the timing of this instruction is insensitive to the value of the data being loaded or stored when its governing predicate register contains the same value for each execution.

Internal version only: aarchmrs v2025-03_rel, pseudocode v2025-03_rel ; Build timestamp: 2025-03-21T17:41

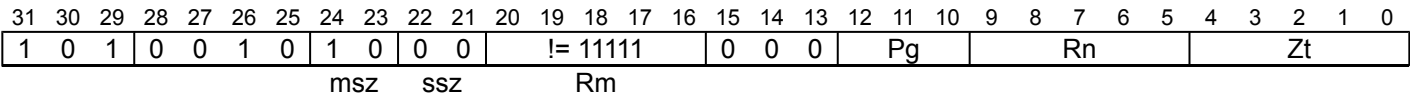
Copyright © 2010-2025 Arm Limited or its affiliates. All rights reserved. This document is Non-Confidential.

LD1RQW (scalar plus scalar)

Contiguous load and replicate four words (scalar index)

Load four contiguous words to elements of a short, 128-bit (quadword) vector from the memory address generated by a 64-bit scalar base address and scalar index which is multiplied by 4 and added to the base address.
Inactive elements will not cause a read from Device memory or signal a fault, and are set to zero. The resulting short vector is then replicated to fill the long destination vector. Only the first four predicate elements are used and higher numbered predicate elements are ignored.

SVE
(FEAT_SVE || FEAT_SME)



Encoding

```
LD1RQW { <Zt>.S }, <Pg>/Z, [<Xn|SP>, <Xm>, LSL #2]
```

Decode for this encoding

```
if !IsFeatureImplemented(FEAT_SVE) && !IsFeatureImplemented(FEAT_SME) then
    EndOfDecode(Decode_UNDEF);
if Rm == '11111' then EndOfDecode(Decode_UNDEF);
constant integer t = UInt(Zt);
constant integer n = UInt(Rn);
constant integer m = UInt(Rm);
constant integer g = UInt(Pg);
constant integer esize = 32;
```

Assembler Symbols

- <Zt> Is the name of the scalable vector register to be transferred, encoded in the "Zt" field.
- <Pg> Is the name of the governing scalable predicate register P0-P7, encoded in the "Pg" field.
- <Xn|SP> Is the 64-bit name of the general-purpose base register or stack pointer, encoded in the "Rn" field.
- <Xm> Is the 64-bit name of the general-purpose offset register, encoded in the "Rm" field.

Operation

```
CheckSVEEnabled();
constant integer VL = CurrentVL;
constant integer PL = VL DIV 8;
constant integer elements = 128 DIV esize;
bits(64) base;
constant bits(PL) mask = P[g, PL]; // low 16 bits only
bits(64) offset;
bits(64) addr;
bits(128) result;
constant integer mbytes = esize DIV 8;
constant boolean contiguous = TRUE;
constant boolean nontemporal = FALSE;
constant boolean tagchecked = TRUE;
constant AccessDescriptor accdesc = CreateAccDescSVE(MemOp\_LOAD, nontemporal, contiguous,
                                                    tagchecked);

if !AnyActiveElement(mask, esize) then
    if n == 31 && ConstrainUnpredictableBool(Unpredictable\_CHECKSPNONEACTIVE) then
        CheckSPAlignment();
else
    if n == 31 then CheckSPAlignment();

base = if n == 31 then SP[64] else X[n, 64];
offset = X[m, 64];
addr = AddressAdd(base, UInt(offset) * mbytes, accdesc);

for e = 0 to elements-1
    if ActivePredicateElement(mask, e, esize) then
        Elem[result, e, esize] = Mem[addr, mbytes, accdesc];
    else
        Elem[result, e, esize] = Zeros(esize);
    addr = AddressIncrement(addr, mbytes, accdesc);

Z[t, VL] = Replicate(result, VL DIV 128);
```

Operational information

If PSTATE.DIT is 1, the timing of this instruction is insensitive to the value of the data being loaded or stored when its governing predicate register contains the same value for each execution.

Internal version only: aarchmrs v2025-03_rel, pseudocode v2025-03_rel ; Build timestamp: 2025-03-21T17:41

Copyright © 2010-2025 Arm Limited or its affiliates. All rights reserved. This document is Non-Confidential.

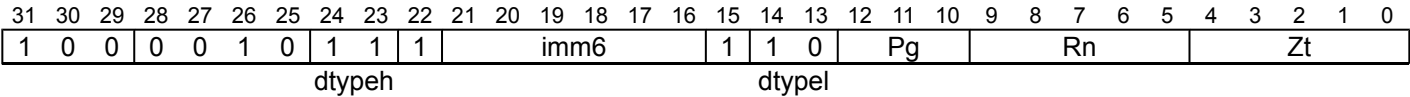
LD1RSB

Load and broadcast signed byte to vector

Load a single signed byte from a memory address generated by a 64-bit scalar base address plus an immediate offset which is in the range 0 to 63. Broadcast the loaded data into all active elements of the destination vector, setting the inactive elements to zero. If all elements are inactive then the instruction will not perform a read from Device memory or cause a data abort.

It has encodings from 3 classes: [16-bit element](#) , [32-bit element](#) and [64-bit element](#)

16-bit element (FEAT_SVE || FEAT_SME)



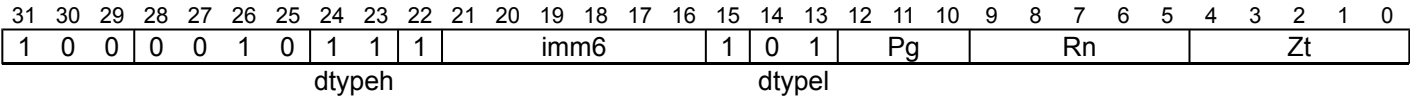
Encoding

LD1RSB { <Zt>.H }, <Pg>/Z, [<Xn|SP>{, #<imm>}]

Decode for this encoding

```
if !IsFeatureImplemented(FEAT_SVE) && !IsFeatureImplemented(FEAT_SME) then
    EndOfDecode(Decode_UNDEF);
constant integer t = UInt(Zt);
constant integer n = UInt(Rn);
constant integer g = UInt(Pg);
constant integer esize = 16;
constant integer msize = 8;
constant boolean unsigned = FALSE;
constant integer offset = UInt(imm6);
```

32-bit element (FEAT_SVE || FEAT_SME)



Encoding

LD1RSB { <Zt>.S }, <Pg>/Z, [<Xn|SP>{, #<imm>}]

Decode for this encoding

```
if !IsFeatureImplemented(FEAT_SVE) && !IsFeatureImplemented(FEAT_SME) then
    EndOfDecode(Decode_UNDEF);
constant integer t = UInt(Zt);
constant integer n = UInt(Rn);
constant integer g = UInt(Pg);
constant integer esize = 32;
constant integer msize = 8;
constant boolean unsigned = FALSE;
constant integer offset = UInt(imm6);
```

64-bit element

(FEAT_SVE || FEAT_SME)

31	30	29	28	27	26	25	24	23	22	21	20	19	18	17	16	15	14	13	12	11	10	9	8	7	6	5	4	3	2	1	0
1	0	0	0	0	1	0	1	1	1	imm6						1	0	0	Pg			Rn				Zt					
dtypeh										dtypel																					

Encoding

```
LD1RSB { <Zt>.D }, <Pg>/Z, [<Xn|SP>{, #<imm>}]
```

Decode for this encoding

```
if !IsFeatureImplemented(FEAT_SVE) && !IsFeatureImplemented(FEAT_SME) then
    EndOfDecode(Decode_UNDEF);
constant integer t = UInt(Zt);
constant integer n = UInt(Rn);
constant integer g = UInt(Pg);
constant integer esize = 64;
constant integer msize = 8;
constant boolean unsigned = FALSE;
constant integer offset = UInt(imm6);
```

Assembler Symbols

- <Zt> Is the name of the scalable vector register to be transferred, encoded in the "Zt" field.
- <Pg> Is the name of the governing scalable predicate register P0-P7, encoded in the "Pg" field.
- <Xn|SP> Is the 64-bit name of the general-purpose base register or stack pointer, encoded in the "Rn" field.
- <imm> Is the optional unsigned immediate byte offset, in the range 0 to 63, defaulting to 0, encoded in the "imm6" field.

Operation

```
CheckSVEEnabled();
constant integer VL = CurrentVL;
constant integer PL = VL DIV 8;
constant integer elements = VL DIV esize;
bits(64) base;
constant bits(PL) mask = P[g, PL];
bits(VL) result;
bits(msize) data;
constant integer mbytes = msize DIV 8;
constant boolean contiguous = TRUE;
constant boolean nontemporal = FALSE;
constant boolean tagchecked = n != 31;
constant AccessDescriptor accdesc = CreateAccDescSVE(MemOp_LOAD, nontemporal, contiguous,
                                                    tagchecked);

if !AnyActiveElement(mask, esize) then
    if n == 31 && ConstrainUnpredictableBool(Unpredictable_CHECKSPNONEACTIVE) then
        CheckSPAlignment();
    else
        if n == 31 then CheckSPAlignment();
        base = if n == 31 then SP[64] else X[n, 64];
        constant bits(64) addr = AddressAdd(base, offset * mbytes, accdesc);
        data = Mem[addr, mbytes, accdesc];

for e = 0 to elements-1
    if ActivePredicateElement(mask, e, esize) then
        Elem[result, e, esize] = Extend(data, esize, unsigned);
    else
        Elem[result, e, esize] = Zeros(esize);

Z[t, VL] = result;
```


Operational information

If PSTATE.DIT is 1, the timing of this instruction is insensitive to the value of the data being loaded or stored when its governing predicate register contains the same value for each execution.

Internal version only: aarchmrs v2025-03_rel, pseudocode v2025-03_rel ; Build timestamp: 2025-03-21T17:41

Copyright © 2010-2025 Arm Limited or its affiliates. All rights reserved. This document is Non-Confidential.

LD1RSH

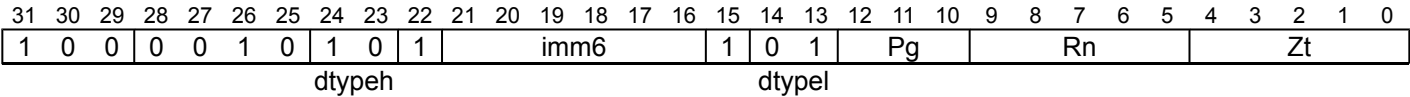
Load and broadcast signed halfword to vector

Load a single signed halfword from a memory address generated by a 64-bit scalar base address plus an immediate offset which is a multiple of 2 in the range 0 to 126.

Broadcast the loaded data into all active elements of the destination vector, setting the inactive elements to zero. If all elements are inactive then the instruction will not perform a read from Device memory or cause a data abort.

It has encodings from 2 classes: [32-bit element](#) and [64-bit element](#)

32-bit element (FEAT_SVE || FEAT_SME)



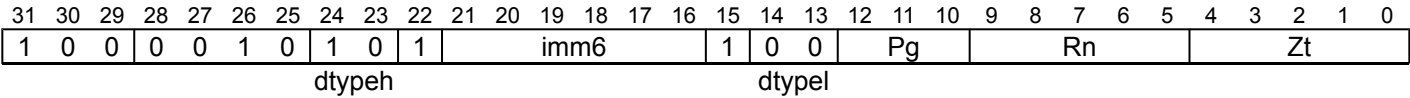
Encoding

LD1RSH { <Zt>.S }, <Pg>/Z, [<Xn|SP>{, #<imm>}]

Decode for this encoding

```
if !IsFeatureImplemented(FEAT_SVE) && !IsFeatureImplemented(FEAT_SME) then
    EndOfDecode(Decode_UNDEF);
constant integer t = UInt(Zt);
constant integer n = UInt(Rn);
constant integer g = UInt(Pg);
constant integer esize = 32;
constant integer msize = 16;
constant boolean unsigned = FALSE;
constant integer offset = UInt(imm6);
```

64-bit element (FEAT_SVE || FEAT_SME)



Encoding

LD1RSH { <Zt>.D }, <Pg>/Z, [<Xn|SP>{, #<imm>}]

Decode for this encoding

```
if !IsFeatureImplemented(FEAT_SVE) && !IsFeatureImplemented(FEAT_SME) then
    EndOfDecode(Decode_UNDEF);
constant integer t = UInt(Zt);
constant integer n = UInt(Rn);
constant integer g = UInt(Pg);
constant integer esize = 64;
constant integer msize = 16;
constant boolean unsigned = FALSE;
constant integer offset = UInt(imm6);
```

Assembler Symbols

<Zt> Is the name of the scalable vector register to be transferred, encoded in the "Zt" field.

<Pg>	Is the name of the governing scalable predicate register P0-P7, encoded in the "Pg" field.
<Xn SP>	Is the 64-bit name of the general-purpose base register or stack pointer, encoded in the "Rn" field.
<imm>	Is the optional unsigned immediate byte offset, a multiple of 2 in the range 0 to 126, defaulting to 0, encoded in the "imm6" field.

Operation

```

CheckSVEEnabled();
constant integer VL = CurrentVL;
constant integer PL = VL DIV 8;
constant integer elements = VL DIV esize;
bits(64) base;
constant bits(PL) mask = P[g, PL];
bits(VL) result;
bits(msize) data;
constant integer mbytes = msize DIV 8;
constant boolean contiguous = TRUE;
constant boolean nontemporal = FALSE;
constant boolean tagchecked = n != 31;
constant AccessDescriptor accdesc = CreateAccDescSVE(MemOp_LOAD, nontemporal, contiguous,
                                                    tagchecked);

if !AnyActiveElement(mask, esize) then
    if n == 31 && ConstrainUnpredictableBool(Unpredictable_CHECKSPNONEACTIVE) then
        CheckSPAlignment();
    else
        if n == 31 then CheckSPAlignment();
        base = if n == 31 then SP[64] else X[n, 64];
        constant bits(64) addr = AddressAdd(base, offset * mbytes, accdesc);
        data = Mem[addr, mbytes, accdesc];

    for e = 0 to elements-1
        if ActivePredicateElement(mask, e, esize) then
            Elem[result, e, esize] = Extend(data, esize, unsigned);
        else
            Elem[result, e, esize] = Zeros(esize);

Z[t, VL] = result;

```

Operational information

If PSTATE.DIT is 1, the timing of this instruction is insensitive to the value of the data being loaded or stored when its governing predicate register contains the same value for each execution.

Internal version only: aarchmrs v2025-03_rel, pseudocode v2025-03_rel ; Build timestamp: 2025-03-21T17:41

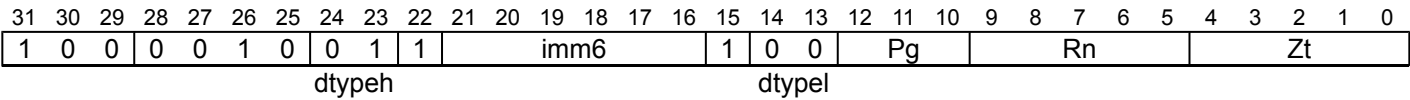
Copyright © 2010-2025 Arm Limited or its affiliates. All rights reserved. This document is Non-Confidential.

LD1RSW

Load and broadcast signed word to vector

Load a single signed word from a memory address generated by a 64-bit scalar base address plus an immediate offset which is a multiple of 4 in the range 0 to 252.
Broadcast the loaded data into all active elements of the destination vector, setting the inactive elements to zero. If all elements are inactive then the instruction will not perform a read from Device memory or cause a data abort.

SVE
(FEAT_SVE || FEAT_SME)



Encoding

LD1RSW { <Zt>.D }, <Pg>/Z, [<Xn|SP>{, #<imm>}]

Decode for this encoding

```
if !IsFeatureImplemented(FEAT_SVE) && !IsFeatureImplemented(FEAT_SME) then
    EndOfDecode(Decode_UNDEF);
constant integer t = UInt(Zt);
constant integer n = UInt(Rn);
constant integer g = UInt(Pg);
constant integer esize = 64;
constant integer msize = 32;
constant boolean unsigned = FALSE;
constant integer offset = UInt(imm6);
```

Assembler Symbols

- <Zt> Is the name of the scalable vector register to be transferred, encoded in the "Zt" field.
- <Pg> Is the name of the governing scalable predicate register P0-P7, encoded in the "Pg" field.
- <Xn|SP> Is the 64-bit name of the general-purpose base register or stack pointer, encoded in the "Rn" field.
- <imm> Is the optional unsigned immediate byte offset, a multiple of 4 in the range 0 to 252, defaulting to 0, encoded in the "imm6" field.

Operation

```
CheckSVEEnabled();
constant integer VL = CurrentVL;
constant integer PL = VL DIV 8;
constant integer elements = VL DIV esize;
bits(64) base;
constant bits(PL) mask = P[g, PL];
bits(VL) result;
bits(msize) data;
constant integer mbytes = msize DIV 8;
constant boolean contiguous = TRUE;
constant boolean nontemporal = FALSE;
constant boolean tagchecked = n != 31;
constant AccessDescriptor accdesc = CreateAccDescSVE(MemOp\_LOAD, nontemporal, contiguous,
                                                    tagchecked);

if !AnyActiveElement(mask, esize) then
    if n == 31 && ConstrainUnpredictableBool(Unpredictable\_CHECKSPNONEACTIVE) then
        CheckSPAlignment();
    else
        if n == 31 then CheckSPAlignment();
        base = if n == 31 then SP[64] else X[n, 64];
        constant bits(64) addr = AddressAdd(base, offset * mbytes, accdesc);
        data = Mem[addr, mbytes, accdesc];

for e = 0 to elements-1
    if ActivePredicateElement(mask, e, esize) then
        Elem[result, e, esize] = Extend(data, esize, unsigned);
    else
        Elem[result, e, esize] = Zeros(esize);

Z[t, VL] = result;
```

Operational information

If PSTATE.DIT is 1, the timing of this instruction is insensitive to the value of the data being loaded or stored when its governing predicate register contains the same value for each execution.

Internal version only: aarchmrs v2025-03_rel, pseudocode v2025-03_rel ; Build timestamp: 2025-03-21T17:41

Copyright © 2010-2025 Arm Limited or its affiliates. All rights reserved. This document is Non-Confidential.

LD1RW

Load and broadcast unsigned word to vector

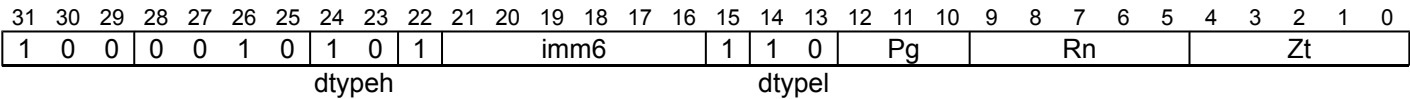
Load a single unsigned word from a memory address generated by a 64-bit scalar base address plus an immediate offset which is a multiple of 4 in the range 0 to 252.

Broadcast the loaded data into all active elements of the destination vector, setting the inactive elements to zero. If all elements are inactive then the instruction will not perform a read from Device memory or cause a data abort.

It has encodings from 2 classes: [32-bit element](#) and [64-bit element](#)

32-bit element

(FEAT_SVE || FEAT_SME)



Encoding

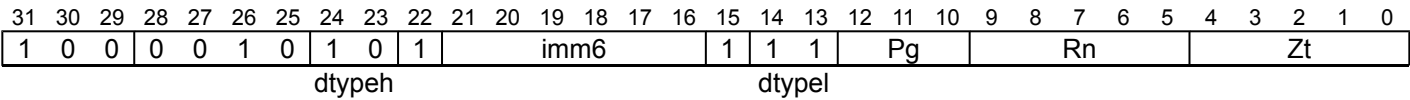
LD1RW { <Zt>.S }, <Pg>/Z, [<Xn|SP>{, #<imm>}]

Decode for this encoding

```
if !IsFeatureImplemented(FEAT_SVE) && !IsFeatureImplemented(FEAT_SME) then
    EndOfDecode(Decode_UNDEF);
constant integer t = UInt(Zt);
constant integer n = UInt(Rn);
constant integer g = UInt(Pg);
constant integer esize = 32;
constant integer msize = 32;
constant boolean unsigned = TRUE;
constant integer offset = UInt(imm6);
```

64-bit element

(FEAT_SVE || FEAT_SME)



Encoding

LD1RW { <Zt>.D }, <Pg>/Z, [<Xn|SP>{, #<imm>}]

Decode for this encoding

```
if !IsFeatureImplemented(FEAT_SVE) && !IsFeatureImplemented(FEAT_SME) then
    EndOfDecode(Decode_UNDEF);
constant integer t = UInt(Zt);
constant integer n = UInt(Rn);
constant integer g = UInt(Pg);
constant integer esize = 64;
constant integer msize = 32;
constant boolean unsigned = TRUE;
constant integer offset = UInt(imm6);
```

Assembler Symbols

<Zt> Is the name of the scalable vector register to be transferred, encoded in the "Zt" field.

<Pg>	Is the name of the governing scalable predicate register P0-P7, encoded in the "Pg" field.
<Xn SP>	Is the 64-bit name of the general-purpose base register or stack pointer, encoded in the "Rn" field.
<imm>	Is the optional unsigned immediate byte offset, a multiple of 4 in the range 0 to 252, defaulting to 0, encoded in the "imm6" field.

Operation

```

CheckSVEEnabled();
constant integer VL = CurrentVL;
constant integer PL = VL DIV 8;
constant integer elements = VL DIV esize;
bits(64) base;
constant bits(PL) mask = P[g, PL];
bits(VL) result;
bits(msize) data;
constant integer mbytes = msize DIV 8;
constant boolean contiguous = TRUE;
constant boolean nontemporal = FALSE;
constant boolean tagchecked = n != 31;
constant AccessDescriptor accdesc = CreateAccDescSVE(MemOp\_LOAD, nontemporal, contiguous,
                                                    tagchecked);

if !AnyActiveElement(mask, esize) then
    if n == 31 && ConstrainUnpredictableBool(Unpredictable\_CHECKSPNONEACTIVE) then
        CheckSPAlignment();
    else
        if n == 31 then CheckSPAlignment();
        base = if n == 31 then SP[64] else X[n, 64];
        constant bits(64) addr = AddressAdd(base, offset * mbytes, accdesc);
        data = Mem[addr, mbytes, accdesc];

for e = 0 to elements-1
    if ActivePredicateElement(mask, e, esize) then
        Elem[result, e, esize] = Extend(data, esize, unsigned);
    else
        Elem[result, e, esize] = Zeros(esize);

Z[t, VL] = result;

```

Operational information

If PSTATE.DIT is 1, the timing of this instruction is insensitive to the value of the data being loaded or stored when its governing predicate register contains the same value for each execution.

Internal version only: aarchmrs v2025-03_rel, pseudocode v2025-03_rel ; Build timestamp: 2025-03-21T17:41

Copyright © 2010-2025 Arm Limited or its affiliates. All rights reserved. This document is Non-Confidential.

LD1SB (scalar plus immediate)

Contiguous load signed bytes to vector (immediate index)

Contiguous load of signed bytes to elements of a vector register from the memory address generated by a 64-bit scalar base and immediate index in the range -8 to 7 which is multiplied by the vector's in-memory size, irrespective of predication, and added to the base address. Inactive elements will not cause a read from Device memory or signal a fault, and are set to zero in the destination vector.

It has encodings from 3 classes: [16-bit element](#), [32-bit element](#) and [64-bit element](#)

16-bit element

(FEAT_SVE || FEAT_SME)

31	30	29	28	27	26	25	24	23	22	21	20	19	18	17	16	15	14	13	12	11	10	9	8	7	6	5	4	3	2	1	0
1	0	1	0	0	1	0	1	1	1	0	0	imm4				1	0	1	Pg			Rn				Zt					
dtype																															

Encoding

LD1SB { <Zt>.H }, <Pg>/Z, [<Xn|SP>{, #<imm>, MUL VL}]

Decode for this encoding

```
if !IsFeatureImplemented(FEAT_SVE) && !IsFeatureImplemented(FEAT_SME) then
    EndOfDecode(Decode_UNDEF);
constant integer t = UInt(Zt);
constant integer n = UInt(Rn);
constant integer g = UInt(Pg);
constant integer esize = 16;
constant integer msize = 8;
constant boolean unsigned = FALSE;
constant integer offset = SInt(imm4);
```

32-bit element

(FEAT_SVE || FEAT_SME)

31	30	29	28	27	26	25	24	23	22	21	20	19	18	17	16	15	14	13	12	11	10	9	8	7	6	5	4	3	2	1	0
1	0	1	0	0	1	0	1	1	0	1	0	imm4				1	0	1	Pg			Rn				Zt					
dtype																															

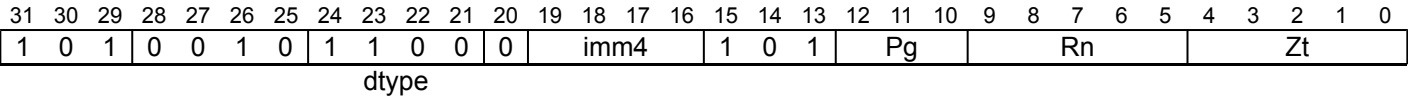
Encoding

LD1SB { <Zt>.S }, <Pg>/Z, [<Xn|SP>{, #<imm>, MUL VL}]

Decode for this encoding

```
if !IsFeatureImplemented(FEAT_SVE) && !IsFeatureImplemented(FEAT_SME) then
    EndOfDecode(Decode_UNDEF);
constant integer t = UInt(Zt);
constant integer n = UInt(Rn);
constant integer g = UInt(Pg);
constant integer esize = 32;
constant integer msize = 8;
constant boolean unsigned = FALSE;
constant integer offset = SInt(imm4);
```


64-bit element
(FEAT_SVE || FEAT_SME)



Encoding

```
LD1SB { <Zt>.D }, <Pg>/Z, [<Xn|SP>{, #<imm>, MUL VL}]
```

Decode for this encoding

```
if !IsFeatureImplemented(FEAT_SVE) && !IsFeatureImplemented(FEAT_SME) then
    EndOfDecode(Decode_UNDEF);
constant integer t = UInt(Zt);
constant integer n = UInt(Rn);
constant integer g = UInt(Pg);
constant integer esize = 64;
constant integer msize = 8;
constant boolean unsigned = FALSE;
constant integer offset = SInt(imm4);
```

Assembler Symbols

- <Zt> Is the name of the scalable vector register to be transferred, encoded in the "Zt" field.
- <Pg> Is the name of the governing scalable predicate register P0-P7, encoded in the "Pg" field.
- <Xn|SP> Is the 64-bit name of the general-purpose base register or stack pointer, encoded in the "Rn" field.
- <imm> Is the optional signed immediate vector offset, in the range -8 to 7, defaulting to 0, encoded in the "imm4" field.

Operation

```
CheckSVEEnabled();
constant integer VL = CurrentVL;
constant integer PL = VL DIV 8;
constant integer elements = VL DIV esize;
bits(64) base;
constant bits(PL) mask = P[g, PL];
bits(64) addr;
bits(VL) result;
bits(msize) data;
constant integer mbytes = msize DIV 8;
constant boolean contiguous = TRUE;
constant boolean nontemporal = FALSE;
constant boolean tagchecked = n != 31;
constant AccessDescriptor accdesc = CreateAccDescSVE(MemOp\_LOAD, nontemporal, contiguous,
                                                    tagchecked);

if !AnyActiveElement(mask, esize) then
    if n == 31 && ConstrainUnpredictableBool(Unpredictable\_CHECKSPNONEACTIVE) then
        CheckSPAlignment();
else
    if n == 31 then CheckSPAlignment();

base = if n == 31 then SP[64] else X[n, 64];
addr = AddressAdd(base, offset * elements * mbytes, accdesc);

for e = 0 to elements-1
    if ActivePredicateElement(mask, e, esize) then
        data = Mem[addr, mbytes, accdesc];
        Elem[result, e, esize] = Extend(data, esize, unsigned);
    else
        Elem[result, e, esize] = Zeros(esize);
    addr = AddressIncrement(addr, mbytes, accdesc);

Z[t, VL] = result;
```

Operational information

If PSTATE.DIT is 1, the timing of this instruction is insensitive to the value of the data being loaded or stored when its governing predicate register contains the same value for each execution.

Internal version only: aarchmrs v2025-03_rel, pseudocode v2025-03_rel ; Build timestamp: 2025-03-21T17:41

Copyright © 2010-2025 Arm Limited or its affiliates. All rights reserved. This document is Non-Confidential.

LD1SB (scalar plus scalar)

Contiguous load signed bytes to vector (scalar index)

Contiguous load of signed bytes to elements of a vector register from the memory address generated by a 64-bit scalar base and scalar index which is added to the base address. After each element access the index value is incremented, but the index register is not updated. Inactive elements will not cause a read from Device memory or signal a fault, and are set to zero in the destination vector.

It has encodings from 3 classes: [16-bit element](#), [32-bit element](#) and [64-bit element](#)

16-bit element

(FEAT_SVE || FEAT_SME)

31	30	29	28	27	26	25	24	23	22	21	20	19	18	17	16	15	14	13	12	11	10	9	8	7	6	5	4	3	2	1	0
1	0	1	0	0	1	0	1	1	1	0	!= 11111				0	1	0	Pg			Rn				Zt						
dtype												Rm																			

Encoding

LD1SB { <Zt>.H }, <Pg>/Z, [<Xn|SP>, <Xm>]

Decode for this encoding

```
if !IsFeatureImplemented(FEAT_SVE) && !IsFeatureImplemented(FEAT_SME) then
    EndOfDecode(Decode_UNDEF);
if Rm == '11111' then EndOfDecode(Decode_UNDEF);
constant integer t = UInt(Zt);
constant integer n = UInt(Rn);
constant integer m = UInt(Rm);
constant integer g = UInt(Pg);
constant integer esize = 16;
constant integer msize = 8;
constant boolean unsigned = FALSE;
```

32-bit element

(FEAT_SVE || FEAT_SME)

31	30	29	28	27	26	25	24	23	22	21	20	19	18	17	16	15	14	13	12	11	10	9	8	7	6	5	4	3	2	1	0
1	0	1	0	0	1	0	1	1	0	1	!= 11111				0	1	0	Pg			Rn				Zt						
dtype												Rm																			

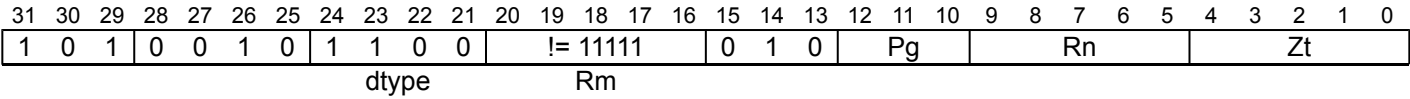
Encoding

LD1SB { <Zt>.S }, <Pg>/Z, [<Xn|SP>, <Xm>]

Decode for this encoding

```
if !IsFeatureImplemented(FEAT_SVE) && !IsFeatureImplemented(FEAT_SME) then
    EndOfDecode(Decode_UNDEF);
if Rm == '11111' then EndOfDecode(Decode_UNDEF);
constant integer t = UInt(Zt);
constant integer n = UInt(Rn);
constant integer m = UInt(Rm);
constant integer g = UInt(Pg);
constant integer esize = 32;
constant integer msize = 8;
constant boolean unsigned = FALSE;
```

64-bit element
(FEAT_SVE || FEAT_SME)



Encoding

```
LD1SB { <Zt>.D }, <Pg>/Z, [<Xn|SP>, <Xm>]
```

Decode for this encoding

```
if !IsFeatureImplemented(FEAT_SVE) && !IsFeatureImplemented(FEAT_SME) then
    EndOfDecode(Decode_UNDEF);
if Rm == '11111' then EndOfDecode(Decode_UNDEF);
constant integer t = UInt(Zt);
constant integer n = UInt(Rn);
constant integer m = UInt(Rm);
constant integer g = UInt(Pg);
constant integer esize = 64;
constant integer msize = 8;
constant boolean unsigned = FALSE;
```

Assembler Symbols

- <Zt> Is the name of the scalable vector register to be transferred, encoded in the "Zt" field.
- <Pg> Is the name of the governing scalable predicate register P0-P7, encoded in the "Pg" field.
- <Xn|SP> Is the 64-bit name of the general-purpose base register or stack pointer, encoded in the "Rn" field.
- <Xm> Is the 64-bit name of the general-purpose offset register, encoded in the "Rm" field.

Operation

```
CheckSVEEnabled();
constant integer VL = CurrentVL;
constant integer PL = VL DIV 8;
constant integer elements = VL DIV esize;
bits(64) base;
constant bits(PL) mask = P[g, PL];
bits(VL) result;
bits(msize) data;
bits(64) offset;
bits(64) addr;
constant integer mbytes = msize DIV 8;
constant boolean contiguous = TRUE;
constant boolean nontemporal = FALSE;
constant boolean tagchecked = TRUE;
constant AccessDescriptor accdesc = CreateAccDescSVE(MemOp\_LOAD, nontemporal, contiguous,
                                                    tagchecked);

if !AnyActiveElement(mask, esize) then
    if n == 31 && ConstrainUnpredictableBool(Unpredictable\_CHECKSPNONEACTIVE) then
        CheckSPAlignment();
    else
        if n == 31 then CheckSPAlignment();

base = if n == 31 then SP[64] else X[n, 64];
offset = X[m, 64];
addr = AddressAdd(base, UInt(offset) * mbytes, accdesc);

for e = 0 to elements-1
    if ActivePredicateElement(mask, e, esize) then
        data = Mem[addr, mbytes, accdesc];
        Elem[result, e, esize] = Extend(data, esize, unsigned);
    else
        Elem[result, e, esize] = Zeros(esize);
    addr = AddressIncrement(addr, mbytes, accdesc);

Z[t, VL] = result;
```

Operational information

If PSTATE.DIT is 1, the timing of this instruction is insensitive to the value of the data being loaded or stored when its governing predicate register contains the same value for each execution.

Internal version only: aarchmrs v2025-03_rel, pseudocode v2025-03_rel ; Build timestamp: 2025-03-21T17:41

Copyright © 2010-2025 Arm Limited or its affiliates. All rights reserved. This document is Non-Confidential.

LD1SB (scalar plus vector)

Gather load signed bytes to vector (vector index)

Gather load of signed bytes to active elements of a vector register from memory addresses generated by a 64-bit scalar base plus vector index. The index values are optionally sign or zero-extended from 32 to 64 bits. Inactive elements will not cause a read from Device memory or signal faults, and are set to zero in the destination vector.

This instruction is illegal when executed in Streaming SVE mode, unless FEAT_SME_FA64 is implemented and enabled.

It has encodings from 3 classes: [32-bit unpacked unscaled offset](#), [32-bit unscaled offset](#) and [64-bit unscaled offset](#)

32-bit unpacked unscaled offset (FEAT_SVE)

31	30	29	28	27	26	25	24	23	22	21	20	19	18	17	16	15	14	13	12	11	10	9	8	7	6	5	4	3	2	1	0
1	1	0	0	0	1	0	0	0	xs	0	Zm				0	0	0	Pg			Rn				Zt						
msz											U																	ff			

Encoding

LD1SB { <Zt>.D }, <Pg>/Z, [<Xn|SP>, <Zm>.D, <mod>]

Decode for this encoding

```
if !IsFeatureImplemented(FEAT_SVE) then EndOfDecode(Decode_UNDEF);
constant integer t = UInt(Zt);
constant integer n = UInt(Rn);
constant integer m = UInt(Zm);
constant integer g = UInt(Pg);
constant integer esize = 64;
constant integer msize = 8;
constant integer offs_size = 32;
constant boolean unsigned = FALSE;
constant boolean offs_unsigned = xs == '0';
constant integer scale = 0;
```

32-bit unscaled offset (FEAT_SVE)

31	30	29	28	27	26	25	24	23	22	21	20	19	18	17	16	15	14	13	12	11	10	9	8	7	6	5	4	3	2	1	0
1	0	0	0	0	1	0	0	0	xs	0	Zm				0	0	0	Pg			Rn				Zt						
opc											U																	ff			

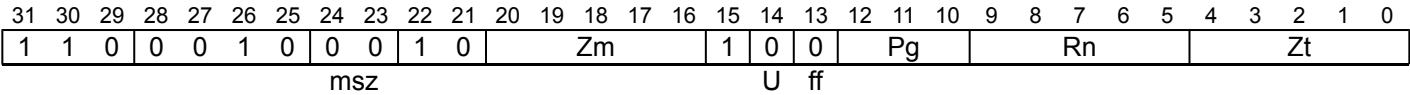
Encoding

LD1SB { <Zt>.S }, <Pg>/Z, [<Xn|SP>, <Zm>.S, <mod>]

Decode for this encoding

```
if !IsFeatureImplemented(FEAT_SVE) then EndOfDecode(Decode_UNDEF);
constant integer t = UInt(Zt);
constant integer n = UInt(Rn);
constant integer m = UInt(Zm);
constant integer g = UInt(Pg);
constant integer esize = 32;
constant integer msize = 8;
constant integer offs_size = 32;
constant boolean unsigned = FALSE;
constant boolean offs_unsigned = xs == '0';
constant integer scale = 0;
```

64-bit unscaled offset
(FEAT_SVE)



Encoding

```
LD1SB { <Zt>.D }, <Pg>/Z, [<Xn|SP>, <Zm>.D]
```

Decode for this encoding

```
if !IsFeatureImplemented(FEAT_SVE) then EndOfDecode(Decode_UNDEF);
constant integer t = UInt(Zt);
constant integer n = UInt(Rn);
constant integer m = UInt(Zm);
constant integer g = UInt(Pg);
constant integer esize = 64;
constant integer msize = 8;
constant integer offs_size = 64;
constant boolean unsigned = FALSE;
constant boolean offs_unsigned = TRUE;
constant integer scale = 0;
```

Assembler Symbols

- <Zt> Is the name of the scalable vector register to be transferred, encoded in the "Zt" field.
- <Pg> Is the name of the governing scalable predicate register P0-P7, encoded in the "Pg" field.
- <Xn|SP> Is the 64-bit name of the general-purpose base register or stack pointer, encoded in the "Rn" field.
- <Zm> Is the name of the offset scalable vector register, encoded in the "Zm" field.
- <mod> Is the index extend and shift specifier, encoded in “xs”:

xs	<mod>
0	UXTW
1	SXTW

Operation

```
CheckNonStreamingSVEEnabled();
constant integer VL = CurrentVL;
constant integer PL = VL DIV 8;
constant integer elements = VL DIV esize;
bits(64) base;
constant bits(PL) mask = P[g, PL];
bits(VL) offset;
bits(VL) result;
bits(msize) data;
constant integer mbytes = msize DIV 8;
constant boolean contiguous = FALSE;
constant boolean nontemporal = FALSE;
constant boolean tagchecked = TRUE;
constant AccessDescriptor accdesc = CreateAccDescSVE(MemOp\_LOAD, nontemporal, contiguous,
                                                    tagchecked);

if !AnyActiveElement(mask, esize) then
    if n == 31 && ConstrainUnpredictableBool(Unpredictable\_CHECKSPNONEACTIVE) then
        CheckSPAlignment();
    else
        if n == 31 then CheckSPAlignment();
        base = if n == 31 then SP[64] else X[n, 64];
        offset = Z[m, VL];

for e = 0 to elements-1
    if ActivePredicateElement(mask, e, esize) then
        constant integer off = Int(Elem[offset, e, esize]<offs_size-1:0>, offs_unsigned);
        constant bits(64) addr = AddressAdd(base, off << scale, accdesc);
        data = Mem[addr, mbytes, accdesc];
        Elem[result, e, esize] = Extend(data, esize, unsigned);
    else
        Elem[result, e, esize] = Zeros(esize);

Z[t, VL] = result;
```

Operational information

If PSTATE.DIT is 1, the timing of this instruction is insensitive to the value of the data being loaded or stored when its governing predicate register contains the same value for each execution.

Internal version only: aarchmrs v2025-03_rel, pseudocode v2025-03_rel ; Build timestamp: 2025-03-21T17:41

Copyright © 2010-2025 Arm Limited or its affiliates. All rights reserved. This document is Non-Confidential.

LD1SB (vector plus immediate)

Gather load signed bytes to vector (immediate index)

Gather load of signed bytes to active elements of a vector register from memory addresses generated by a vector base plus immediate index. The index is in the range 0 to 31. Inactive elements will not cause a read from Device memory or signal faults, and are set to zero in the destination vector.

This instruction is illegal when executed in Streaming SVE mode, unless FEAT_SME_FA64 is implemented and enabled.

It has encodings from 2 classes: [32-bit element](#) and [64-bit element](#)

32-bit element (FEAT_SVE)

31	30	29	28	27	26	25	24	23	22	21	20	19	18	17	16	15	14	13	12	11	10	9	8	7	6	5	4	3	2	1	0
1	0	0	0	0	1	0	0	0	0	1	imm5					1	0	0	Pg			Zn					Zt				
msz											U		ff																		

Encoding

LD1SB { <Zt>.S }, <Pg>/Z, [<Zn>.S{, #<imm>}]

Decode for this encoding

```
if !IsFeatureImplemented(FEAT_SVE) then EndOfDecode(Decode_UNDEF);
constant integer t = UInt(Zt);
constant integer n = UInt(Zn);
constant integer g = UInt(Pg);
constant integer esize = 32;
constant integer msize = 8;
constant boolean unsigned = FALSE;
constant integer offset = UInt(imm5);
```

64-bit element (FEAT_SVE)

31	30	29	28	27	26	25	24	23	22	21	20	19	18	17	16	15	14	13	12	11	10	9	8	7	6	5	4	3	2	1	0
1	1	0	0	0	1	0	0	0	0	1	imm5					1	0	0	Pg			Zn					Zt				
msz											U		ff																		

Encoding

LD1SB { <Zt>.D }, <Pg>/Z, [<Zn>.D{, #<imm>}]

Decode for this encoding

```
if !IsFeatureImplemented(FEAT_SVE) then EndOfDecode(Decode_UNDEF);
constant integer t = UInt(Zt);
constant integer n = UInt(Zn);
constant integer g = UInt(Pg);
constant integer esize = 64;
constant integer msize = 8;
constant boolean unsigned = FALSE;
constant integer offset = UInt(imm5);
```

Assembler Symbols

- <Zt> Is the name of the scalable vector register to be transferred, encoded in the "Zt" field.
- <Pg> Is the name of the governing scalable predicate register P0-P7, encoded in the "Pg" field.
- <Zn> Is the name of the base scalable vector register, encoded in the "Zn" field.

<imm> Is the optional unsigned immediate byte offset, in the range 0 to 31, defaulting to 0, encoded in the "imm5" field.

Operation

```
CheckNonStreamingSVEEnabled();
constant integer VL = CurrentVL;
constant integer PL = VL DIV 8;
constant integer elements = VL DIV esize;
constant bits(PL) mask = P[g, PL];
bits(VL) base;
bits(VL) result;
bits(msize) data;
constant integer mbytes = msize DIV 8;
constant boolean contiguous = FALSE;
constant boolean nontemporal = FALSE;
constant boolean tagchecked = TRUE;
constant AccessDescriptor accdesc = CreateAccDescSVE(MemOp_LOAD, nontemporal, contiguous,
                                                    tagchecked);

if AnyActiveElement(mask, esize) then
    base = Z[n, VL];

for e = 0 to elements-1
    if ActivePredicateElement(mask, e, esize) then
        constant bits(64) baddr = ZeroExtend(Elem[base, e, esize], 64);
        constant bits(64) addr = AddressAdd(baddr, offset * mbytes, accdesc);
        data = Mem[addr, mbytes, accdesc];
        Elem[result, e, esize] = Extend(data, esize, unsigned);
    else
        Elem[result, e, esize] = Zeros(esize);

Z[t, VL] = result;
```

Operational information

If PSTATE.DIT is 1, the timing of this instruction is insensitive to the value of the data being loaded or stored when its governing predicate register contains the same value for each execution.

Internal version only: aarchmrs v2025-03_rel, pseudocode v2025-03_rel ; Build timestamp: 2025-03-21T17:41

Copyright © 2010-2025 Arm Limited or its affiliates. All rights reserved. This document is Non-Confidential.

LD1SH (scalar plus immediate)

Contiguous load signed halfwords to vector (immediate index)

Contiguous load of signed halfwords to elements of a vector register from the memory address generated by a 64-bit scalar base and immediate index in the range -8 to 7 which is multiplied by the vector's in-memory size, irrespective of predication, and added to the base address. Inactive elements will not cause a read from Device memory or signal a fault, and are set to zero in the destination vector.

It has encodings from 2 classes: [32-bit element](#) and [64-bit element](#)

32-bit element (FEAT_SVE || FEAT_SME)

31	30	29	28	27	26	25	24	23	22	21	20	19	18	17	16	15	14	13	12	11	10	9	8	7	6	5	4	3	2	1	0
1	0	1	0	0	1	0	1	0	0	1	0	imm4				1	0	1	Pg			Rn				Zt					
dtype																															

Encoding

LD1SH { <Zt>.S }, <Pg>/Z, [<Xn|SP>{, #<imm>, MUL VL}]

Decode for this encoding

```
if !IsFeatureImplemented(FEAT_SVE) && !IsFeatureImplemented(FEAT_SME) then
    EndOfDecode(Decode_UNDEF);
constant integer t = UInt(Zt);
constant integer n = UInt(Rn);
constant integer g = UInt(Pg);
constant integer esize = 32;
constant integer msize = 16;
constant boolean unsigned = FALSE;
constant integer offset = SInt(imm4);
```

64-bit element (FEAT_SVE || FEAT_SME)

31	30	29	28	27	26	25	24	23	22	21	20	19	18	17	16	15	14	13	12	11	10	9	8	7	6	5	4	3	2	1	0
1	0	1	0	0	1	0	0	0	0	imm4						1	0	1	Pg				Rn				Zt				
dtype																															

Encoding

LD1SH { <Zt>.D }, <Pg>/Z, [<Xn|SP>{, #<imm>, MUL VL}]

Decode for this encoding

```
if !IsFeatureImplemented(FEAT_SVE) && !IsFeatureImplemented(FEAT_SME) then
    EndOfDecode(Decode_UNDEF);
constant integer t = UInt(Zt);
constant integer n = UInt(Rn);
constant integer g = UInt(Pg);
constant integer esize = 64;
constant integer msize = 16;
constant boolean unsigned = FALSE;
constant integer offset = SInt(imm4);
```

Assembler Symbols

- <Zt> Is the name of the scalable vector register to be transferred, encoded in the "Zt" field.
- <Pg> Is the name of the governing scalable predicate register P0-P7, encoded in the "Pg" field.

<Xn|SP> Is the 64-bit name of the general-purpose base register or stack pointer, encoded in the "Rn" field.

<imm> Is the optional signed immediate vector offset, in the range -8 to 7, defaulting to 0, encoded in the "imm4" field.

Operation

```

CheckSVEEnabled();
constant integer VL = CurrentVL;
constant integer PL = VL DIV 8;
constant integer elements = VL DIV esize;
bits(64) base;
constant bits(PL) mask = P[g, PL];
bits(64) addr;
bits(VL) result;
bits(msize) data;
constant integer mbytes = msize DIV 8;
constant boolean contiguous = TRUE;
constant boolean nontemporal = FALSE;
constant boolean tagchecked = n != 31;
constant AccessDescriptor accdesc = CreateAccDescSVE(MemOp_LOAD, nontemporal, contiguous,
                                                    tagchecked);

if !AnyActiveElement(mask, esize) then
    if n == 31 && ConstrainUnpredictableBool(Unpredictable_CHECKSPNONEACTIVE) then
        CheckSPAlignment();
    else
        if n == 31 then CheckSPAlignment();

base = if n == 31 then SP[64] else X[n, 64];
addr = AddressAdd(base, offset * elements * mbytes, accdesc);

for e = 0 to elements-1
    if ActivePredicateElement(mask, e, esize) then
        data = Mem[addr, mbytes, accdesc];
        Elem[result, e, esize] = Extend(data, esize, unsigned);
    else
        Elem[result, e, esize] = Zeros(esize);
    addr = AddressIncrement(addr, mbytes, accdesc);

Z[t, VL] = result;

```

Operational information

If PSTATE.DIT is 1, the timing of this instruction is insensitive to the value of the data being loaded or stored when its governing predicate register contains the same value for each execution.

Internal version only: aarchmrs v2025-03_rel, pseudocode v2025-03_rel ; Build timestamp: 2025-03-21T17:41

Copyright © 2010-2025 Arm Limited or its affiliates. All rights reserved. This document is Non-Confidential.

LD1SH (scalar plus scalar)

Contiguous load signed halfwords to vector (scalar index)

Contiguous load of signed halfwords to elements of a vector register from the memory address generated by a 64-bit scalar base and scalar index which is multiplied by 2 and added to the base address. After each element access the index value is incremented, but the index register is not updated. Inactive elements will not cause a read from Device memory or signal a fault, and are set to zero in the destination vector.

It has encodings from 2 classes: [32-bit element](#) and [64-bit element](#)

32-bit element (FEAT_SVE || FEAT_SME)

31	30	29	28	27	26	25	24	23	22	21	20	19	18	17	16	15	14	13	12	11	10	9	8	7	6	5	4	3	2	1	0
1	0	1	0	0	1	0	1	0	0	1	!= 11111				0	1	0	Pg			Rn				Zt						
dtype												Rm																			

Encoding

LD1SH { <Zt>.S }, <Pg>/Z, [<Xn|SP>, <Xm>, LSL #1]

Decode for this encoding

```
if !IsFeatureImplemented(FEAT_SVE) && !IsFeatureImplemented(FEAT_SME) then
    EndOfDecode(Decode_UNDEF);
if Rm == '11111' then EndOfDecode(Decode_UNDEF);
constant integer t = UInt(Zt);
constant integer n = UInt(Rn);
constant integer m = UInt(Rm);
constant integer g = UInt(Pg);
constant integer esize = 32;
constant integer msize = 16;
constant boolean unsigned = FALSE;
```

64-bit element (FEAT_SVE || FEAT_SME)

31	30	29	28	27	26	25	24	23	22	21	20	19	18	17	16	15	14	13	12	11	10	9	8	7	6	5	4	3	2	1	0
1	0	1	0	0	1	0	1	0	0	0	!= 11111				0	1	0	Pg			Rn				Zt						
dtype												Rm																			

Encoding

LD1SH { <Zt>.D }, <Pg>/Z, [<Xn|SP>, <Xm>, LSL #1]

Decode for this encoding

```
if !IsFeatureImplemented(FEAT_SVE) && !IsFeatureImplemented(FEAT_SME) then
    EndOfDecode(Decode_UNDEF);
if Rm == '11111' then EndOfDecode(Decode_UNDEF);
constant integer t = UInt(Zt);
constant integer n = UInt(Rn);
constant integer m = UInt(Rm);
constant integer g = UInt(Pg);
constant integer esize = 64;
constant integer msize = 16;
constant boolean unsigned = FALSE;
```

Assembler Symbols

<Zt> Is the name of the scalable vector register to be transferred, encoded in the "Zt" field.

<Pg>	Is the name of the governing scalable predicate register P0-P7, encoded in the "Pg" field.
<Xn SP>	Is the 64-bit name of the general-purpose base register or stack pointer, encoded in the "Rn" field.
<Xm>	Is the 64-bit name of the general-purpose offset register, encoded in the "Rm" field.

Operation

```

CheckSVEEnabled();
constant integer VL = CurrentVL;
constant integer PL = VL DIV 8;
constant integer elements = VL DIV esize;
bits(64) base;
constant bits(PL) mask = P[g, PL];
bits(VL) result;
bits(msize) data;
bits(64) offset;
bits(64) addr;
constant integer mbytes = msize DIV 8;
constant boolean contiguous = TRUE;
constant boolean nontemporal = FALSE;
constant boolean tagchecked = TRUE;
constant AccessDescriptor accdesc = CreateAccDescSVE(MemOp_LOAD, nontemporal, contiguous,
                                                    tagchecked);

if !AnyActiveElement(mask, esize) then
    if n == 31 && ConstrainUnpredictableBool(Unpredictable_CHECKSPNONEACTIVE) then
        CheckSPAlignment();
    else
        if n == 31 then CheckSPAlignment();

base = if n == 31 then SP[64] else X[n, 64];
offset = X[m, 64];
addr = AddressAdd(base, UInt(offset) * mbytes, accdesc);

for e = 0 to elements-1
    if ActivePredicateElement(mask, e, esize) then
        data = Mem[addr, mbytes, accdesc];
        Elem[result, e, esize] = Extend(data, esize, unsigned);
    else
        Elem[result, e, esize] = Zeros(esize);
    addr = AddressIncrement(addr, mbytes, accdesc);

Z[t, VL] = result;

```

Operational information

If PSTATE.DIT is 1, the timing of this instruction is insensitive to the value of the data being loaded or stored when its governing predicate register contains the same value for each execution.

Internal version only: aarchmrs v2025-03_rel, pseudocode v2025-03_rel ; Build timestamp: 2025-03-21T17:41

Copyright © 2010-2025 Arm Limited or its affiliates. All rights reserved. This document is Non-Confidential.

LD1SH (scalar plus vector)

Gather load signed halfwords to vector (vector index)

Gather load of signed halfwords to active elements of a vector register from memory addresses generated by a 64-bit scalar base plus vector index. The index values are optionally first sign or zero-extended from 32 to 64 bits and then optionally multiplied by 2. Inactive elements will not cause a read from Device memory or signal faults, and are set to zero in the destination vector.

This instruction is illegal when executed in Streaming SVE mode, unless FEAT_SME_FA64 is implemented and enabled.

It has encodings from 6 classes: [32-bit scaled offset](#) , [32-bit unpacked scaled offset](#) , [32-bit unpacked unscaled offset](#) , [32-bit unscaled offset](#) , [64-bit scaled offset](#) and [64-bit unscaled offset](#)

32-bit scaled offset

(FEAT_SVE)

31	30	29	28	27	26	25	24	23	22	21	20	19	18	17	16	15	14	13	12	11	10	9	8	7	6	5	4	3	2	1	0
1	0	0	0	0	1	0	0	1	xs	1	Zm				0	0	0	Pg			Rn				Zt						
											U ff																				

Encoding

LD1SH { <Zt>.S }, <Pg>/Z, [<Xn|SP>, <Zm>.S, <mod> #1]

Decode for this encoding

```
if !IsFeatureImplemented(FEAT_SVE) then EndOfDecode(Decode_UNDEF);
constant integer t = UInt(Zt);
constant integer n = UInt(Rn);
constant integer m = UInt(Zm);
constant integer g = UInt(Pg);
constant integer esize = 32;
constant integer msize = 16;
constant integer offs_size = 32;
constant boolean unsigned = FALSE;
constant boolean offs_unsigned = xs == '0';
constant integer scale = 1;
```

32-bit unpacked scaled offset

(FEAT_SVE)

31	30	29	28	27	26	25	24	23	22	21	20	19	18	17	16	15	14	13	12	11	10	9	8	7	6	5	4	3	2	1	0
1	1	0	0	0	1	0	0	1	xs	1	Zm				0	0	0	Pg			Rn				Zt						
opc											U																	ff			

Encoding

LD1SH { <Zt>.D }, <Pg>/Z, [<Xn|SP>, <Zm>.D, <mod> #1]

Decode for this encoding

```
if !IsFeatureImplemented(FEAT_SVE) then EndOfDecode(Decode_UNDEF);
constant integer t = UInt(Zt);
constant integer n = UInt(Rn);
constant integer m = UInt(Zm);
constant integer g = UInt(Pg);
constant integer esize = 64;
constant integer msize = 16;
constant integer offs_size = 32;
constant boolean unsigned = FALSE;
constant boolean offs_unsigned = xs == '0';
constant integer scale = 1;
```

32-bit unpacked unscaled offset (FEAT_SVE)

31	30	29	28	27	26	25	24	23	22	21	20	19	18	17	16	15	14	13	12	11	10	9	8	7	6	5	4	3	2	1	0
1	1	0	0	0	1	0	0	1	xs	0	Zm				0	0	0	Pg			Rn				Zt						
msz										U										ff											

Encoding

LD1SH { <Zt>.D }, <Pg>/Z, [<Xn|SP>, <Zm>.D, <mod>]

Decode for this encoding

```
if !IsFeatureImplemented(FEAT_SVE) then EndOfDecode(Decode_UNDEF);
constant integer t = UInt(Zt);
constant integer n = UInt(Rn);
constant integer m = UInt(Zm);
constant integer g = UInt(Pg);
constant integer esize = 64;
constant integer msize = 16;
constant integer offs_size = 32;
constant boolean unsigned = FALSE;
constant boolean offs_unsigned = xs == '0';
constant integer scale = 0;
```

32-bit unscaled offset (FEAT_SVE)

31	30	29	28	27	26	25	24	23	22	21	20	19	18	17	16	15	14	13	12	11	10	9	8	7	6	5	4	3	2	1	0
1	0	0	0	0	1	0	0	1	xs	0	Zm				0	0	0	Pg			Rn				Zt						
opc										U										ff											

Encoding

LD1SH { <Zt>.S }, <Pg>/Z, [<Xn|SP>, <Zm>.S, <mod>]

Decode for this encoding

```
if !IsFeatureImplemented(FEAT_SVE) then EndOfDecode(Decode_UNDEF);
constant integer t = UInt(Zt);
constant integer n = UInt(Rn);
constant integer m = UInt(Zm);
constant integer g = UInt(Pg);
constant integer esize = 32;
constant integer msize = 16;
constant integer offs_size = 32;
constant boolean unsigned = FALSE;
constant boolean offs_unsigned = xs == '0';
constant integer scale = 0;
```

64-bit scaled offset (FEAT_SVE)

31	30	29	28	27	26	25	24	23	22	21	20	19	18	17	16	15	14	13	12	11	10	9	8	7	6	5	4	3	2	1	0
1	1	0	0	0	1	0	0	1	1	Zm				1	0	0	Pg			Rn				Zt							
opc										U										ff											

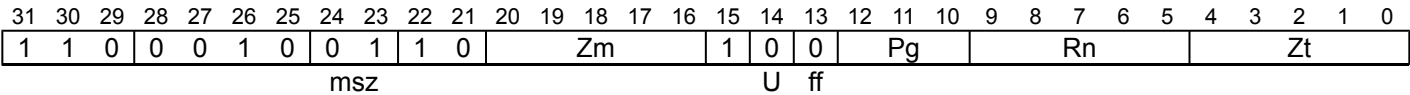
Encoding

LD1SH { <Zt>.D }, <Pg>/Z, [<Xn|SP>, <Zm>.D, LSL #1]

Decode for this encoding

```
if !IsFeatureImplemented(FEAT_SVE) then EndOfDecode(Decode_UNDEF);
constant integer t = UInt(Zt);
constant integer n = UInt(Rn);
constant integer m = UInt(Zm);
constant integer g = UInt(Pg);
constant integer esize = 64;
constant integer msize = 16;
constant integer offs_size = 64;
constant boolean unsigned = FALSE;
constant boolean offs_unsigned = TRUE;
constant integer scale = 1;
```

64-bit unscaled offset
(FEAT_SVE)



Encoding

LD1SH { <Zt>.D }, <Pg>/Z, [<Xn|SP>, <Zm>.D]

Decode for this encoding

```
if !IsFeatureImplemented(FEAT_SVE) then EndOfDecode(Decode_UNDEF);
constant integer t = UInt(Zt);
constant integer n = UInt(Rn);
constant integer m = UInt(Zm);
constant integer g = UInt(Pg);
constant integer esize = 64;
constant integer msize = 16;
constant integer offs_size = 64;
constant boolean unsigned = FALSE;
constant boolean offs_unsigned = TRUE;
constant integer scale = 0;
```

Assembler Symbols

- <Zt> Is the name of the scalable vector register to be transferred, encoded in the "Zt" field.
- <Pg> Is the name of the governing scalable predicate register P0-P7, encoded in the "Pg" field.
- <Xn|SP> Is the 64-bit name of the general-purpose base register or stack pointer, encoded in the "Rn" field.
- <Zm> Is the name of the offset scalable vector register, encoded in the "Zm" field.
- <mod> Is the index extend and shift specifier, encoded in "xs":

xs	<mod>
0	UXTW
1	SXTW

Operation

```
CheckNonStreamingSVEEnabled();
constant integer VL = CurrentVL;
constant integer PL = VL DIV 8;
constant integer elements = VL DIV esize;
bits(64) base;
constant bits(PL) mask = P[g, PL];
bits(VL) offset;
bits(VL) result;
bits(msize) data;
constant integer mbytes = msize DIV 8;
constant boolean contiguous = FALSE;
constant boolean nontemporal = FALSE;
constant boolean tagchecked = TRUE;
constant AccessDescriptor accdesc = CreateAccDescSVE(MemOp\_LOAD, nontemporal, contiguous,
                                                    tagchecked);

if !AnyActiveElement(mask, esize) then
    if n == 31 && ConstrainUnpredictableBool(Unpredictable\_CHECKSPNONEACTIVE) then
        CheckSPAlignment();
    else
        if n == 31 then CheckSPAlignment();
        base = if n == 31 then SP[64] else X[n, 64];
        offset = Z[m, VL];

for e = 0 to elements-1
    if ActivePredicateElement(mask, e, esize) then
        constant integer off = Int(Elem[offset, e, esize]<offs_size-1:0>, offs_unsigned);
        constant bits(64) addr = AddressAdd(base, off << scale, accdesc);
        data = Mem[addr, mbytes, accdesc];
        Elem[result, e, esize] = Extend(data, esize, unsigned);
    else
        Elem[result, e, esize] = Zeros(esize);

Z[t, VL] = result;
```

Operational information

If PSTATE.DIT is 1, the timing of this instruction is insensitive to the value of the data being loaded or stored when its governing predicate register contains the same value for each execution.

Internal version only: aarchmrs v2025-03_rel, pseudocode v2025-03_rel ; Build timestamp: 2025-03-21T17:41

Copyright © 2010-2025 Arm Limited or its affiliates. All rights reserved. This document is Non-Confidential.

LD1SH (vector plus immediate)

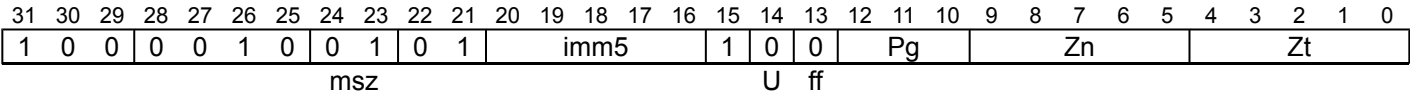
Gather load signed halfwords to vector (immediate index)

Gather load of signed halfwords to active elements of a vector register from memory addresses generated by a vector base plus immediate index. The index is a multiple of 2 in the range 0 to 62. Inactive elements will not cause a read from Device memory or signal faults, and are set to zero in the destination vector.

This instruction is illegal when executed in Streaming SVE mode, unless FEAT_SME_FA64 is implemented and enabled.

It has encodings from 2 classes: [32-bit element](#) and [64-bit element](#)

32-bit element (FEAT_SVE)



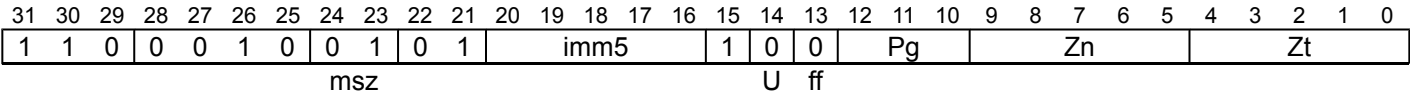
Encoding

LD1SH { <Zt>.S }, <Pg>/Z, [<Zn>.S{, #<imm>}]

Decode for this encoding

```
if !IsFeatureImplemented(FEAT_SVE) then EndOfDecode(Decode_UNDEF);
constant integer t = UInt(Zt);
constant integer n = UInt(Zn);
constant integer g = UInt(Pg);
constant integer esize = 32;
constant integer msize = 16;
constant boolean unsigned = FALSE;
constant integer offset = UInt(imm5);
```

64-bit element (FEAT_SVE)



Encoding

LD1SH { <Zt>.D }, <Pg>/Z, [<Zn>.D{, #<imm>}]

Decode for this encoding

```
if !IsFeatureImplemented(FEAT_SVE) then EndOfDecode(Decode_UNDEF);
constant integer t = UInt(Zt);
constant integer n = UInt(Zn);
constant integer g = UInt(Pg);
constant integer esize = 64;
constant integer msize = 16;
constant boolean unsigned = FALSE;
constant integer offset = UInt(imm5);
```

Assembler Symbols

- <Zt> Is the name of the scalable vector register to be transferred, encoded in the "Zt" field.
- <Pg> Is the name of the governing scalable predicate register P0-P7, encoded in the "Pg" field.
- <Zn> Is the name of the base scalable vector register, encoded in the "Zn" field.

<imm> Is the optional unsigned immediate byte offset, a multiple of 2 in the range 0 to 62, defaulting to 0, encoded in the "imm5" field.

Operation

```
CheckNonStreamingSVEEnabled();
constant integer VL = CurrentVL;
constant integer PL = VL DIV 8;
constant integer elements = VL DIV esize;
constant bits(PL) mask = P[g, PL];
bits(VL) base;
bits(VL) result;
bits(msize) data;
constant integer mbytes = msize DIV 8;
constant boolean contiguous = FALSE;
constant boolean nontemporal = FALSE;
constant boolean tagchecked = TRUE;
constant AccessDescriptor accdesc = CreateAccDescSVE(MemOp_LOAD, nontemporal, contiguous,
                                                    tagchecked);

if AnyActiveElement(mask, esize) then
    base = Z[n, VL];

for e = 0 to elements-1
    if ActivePredicateElement(mask, e, esize) then
        constant bits(64) baddr = ZeroExtend(Elem[base, e, esize], 64);
        constant bits(64) addr = AddressAdd(baddr, offset * mbytes, accdesc);
        data = Mem[addr, mbytes, accdesc];
        Elem[result, e, esize] = Extend(data, esize, unsigned);
    else
        Elem[result, e, esize] = Zeros(esize);

Z[t, VL] = result;
```

Operational information

If PSTATE.DIT is 1, the timing of this instruction is insensitive to the value of the data being loaded or stored when its governing predicate register contains the same value for each execution.

Internal version only: aarchmrs v2025-03_rel, pseudocode v2025-03_rel ; Build timestamp: 2025-03-21T17:41

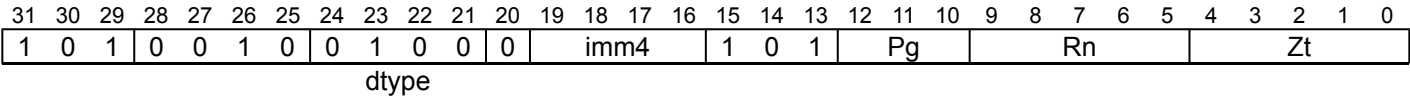
Copyright © 2010-2025 Arm Limited or its affiliates. All rights reserved. This document is Non-Confidential.

LD1SW (scalar plus immediate)

Contiguous load signed words to vector (immediate index)

Contiguous load of signed words to elements of a vector register from the memory address generated by a 64-bit scalar base and immediate index in the range -8 to 7 which is multiplied by the vector's in-memory size, irrespective of predication, and added to the base address. Inactive elements will not cause a read from Device memory or signal a fault, and are set to zero in the destination vector.

SVE
(FEAT_SVE || FEAT_SME)



Encoding

LD1SW { <Zt>.D }, <Pg>/Z, [<Xn|SP>{, #<imm>, MUL VL}]

Decode for this encoding

```
if !IsFeatureImplemented(FEAT_SVE) && !IsFeatureImplemented(FEAT_SME) then
    EndOfDecode(Decode_UNDEF);
constant integer t = UInt(Zt);
constant integer n = UInt(Rn);
constant integer g = UInt(Pg);
constant integer esize = 64;
constant integer msize = 32;
constant boolean unsigned = FALSE;
constant integer offset = SInt(imm4);
```

Assembler Symbols

- <Zt> Is the name of the scalable vector register to be transferred, encoded in the "Zt" field.
- <Pg> Is the name of the governing scalable predicate register P0-P7, encoded in the "Pg" field.
- <Xn|SP> Is the 64-bit name of the general-purpose base register or stack pointer, encoded in the "Rn" field.
- <imm> Is the optional signed immediate vector offset, in the range -8 to 7, defaulting to 0, encoded in the "imm4" field.

Operation

```
CheckSVEEnabled();
constant integer VL = CurrentVL;
constant integer PL = VL DIV 8;
constant integer elements = VL DIV esize;
bits(64) base;
constant bits(PL) mask = P[g, PL];
bits(64) addr;
bits(VL) result;
bits(msize) data;
constant integer mbytes = msize DIV 8;
constant boolean contiguous = TRUE;
constant boolean nontemporal = FALSE;
constant boolean tagchecked = n != 31;
constant AccessDescriptor accdesc = CreateAccDescSVE(MemOp\_LOAD, nontemporal, contiguous,
                                                    tagchecked);

if !AnyActiveElement(mask, esize) then
    if n == 31 && ConstrainUnpredictableBool(Unpredictable\_CHECKSPNONEACTIVE) then
        CheckSPAlignment();
else
    if n == 31 then CheckSPAlignment();

base = if n == 31 then SP[64] else X[n, 64];
addr = AddressAdd(base, offset * elements * mbytes, accdesc);

for e = 0 to elements-1
    if ActivePredicateElement(mask, e, esize) then
        data = Mem[addr, mbytes, accdesc];
        Elem[result, e, esize] = Extend(data, esize, unsigned);
    else
        Elem[result, e, esize] = Zeros(esize);
    addr = AddressIncrement(addr, mbytes, accdesc);

Z[t, VL] = result;
```

Operational information

If PSTATE.DIT is 1, the timing of this instruction is insensitive to the value of the data being loaded or stored when its governing predicate register contains the same value for each execution.

Internal version only: aarchmrs v2025-03_rel, pseudocode v2025-03_rel ; Build timestamp: 2025-03-21T17:41

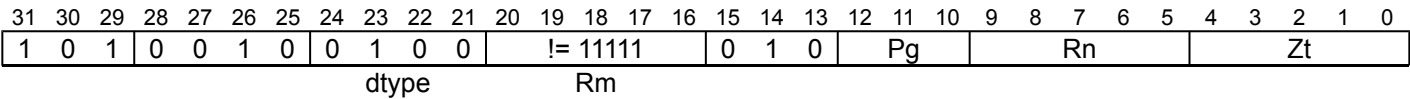
Copyright © 2010-2025 Arm Limited or its affiliates. All rights reserved. This document is Non-Confidential.

LD1SW (scalar plus scalar)

Contiguous load signed words to vector (scalar index)

Contiguous load of signed words to elements of a vector register from the memory address generated by a 64-bit scalar base and scalar index which is multiplied by 4 and added to the base address. After each element access the index value is incremented, but the index register is not updated. Inactive elements will not cause a read from Device memory or signal a fault, and are set to zero in the destination vector.

SVE
(FEAT_SVE || FEAT_SME)



Encoding

LD1SW { <Zt>.D }, <Pg>/Z, [<Xn|SP>, <Xm>, LSL #2]

Decode for this encoding

```
if !IsFeatureImplemented(FEAT_SVE) && !IsFeatureImplemented(FEAT_SME) then
    EndOfDecode(Decode_UNDEF);
if Rm == '11111' then EndOfDecode(Decode_UNDEF);
constant integer t = UInt(Zt);
constant integer n = UInt(Rn);
constant integer m = UInt(Rm);
constant integer g = UInt(Pg);
constant integer esize = 64;
constant integer msize = 32;
constant boolean unsigned = FALSE;
```

Assembler Symbols

- <Zt> Is the name of the scalable vector register to be transferred, encoded in the "Zt" field.
- <Pg> Is the name of the governing scalable predicate register P0-P7, encoded in the "Pg" field.
- <Xn|SP> Is the 64-bit name of the general-purpose base register or stack pointer, encoded in the "Rn" field.
- <Xm> Is the 64-bit name of the general-purpose offset register, encoded in the "Rm" field.

Operation

```
CheckSVEEnabled();
constant integer VL = CurrentVL;
constant integer PL = VL DIV 8;
constant integer elements = VL DIV esize;
bits(64) base;
constant bits(PL) mask = P[g, PL];
bits(VL) result;
bits(msize) data;
bits(64) offset;
bits(64) addr;
constant integer mbytes = msize DIV 8;
constant boolean contiguous = TRUE;
constant boolean nontemporal = FALSE;
constant boolean tagchecked = TRUE;
constant AccessDescriptor accdesc = CreateAccDescSVE(MemOp_LOAD, nontemporal, contiguous,
                                                    tagchecked);

if !AnyActiveElement(mask, esize) then
    if n == 31 && ConstrainUnpredictableBool(Unpredictable_CHECKSPNONEACTIVE) then
        CheckSPAlignment();
    else
        if n == 31 then CheckSPAlignment();

base = if n == 31 then SP[64] else X[n, 64];
offset = X[m, 64];
addr = AddressAdd(base, UInt(offset) * mbytes, accdesc);

for e = 0 to elements-1
    if ActivePredicateElement(mask, e, esize) then
        data = Mem[addr, mbytes, accdesc];
        Elem[result, e, esize] = Extend(data, esize, unsigned);
    else
        Elem[result, e, esize] = Zeros(esize);
    addr = AddressIncrement(addr, mbytes, accdesc);

Z[t, VL] = result;
```

Operational information

If PSTATE.DIT is 1, the timing of this instruction is insensitive to the value of the data being loaded or stored when its governing predicate register contains the same value for each execution.

Internal version only: aarchmrs v2025-03_rel, pseudocode v2025-03_rel ; Build timestamp: 2025-03-21T17:41

Copyright © 2010-2025 Arm Limited or its affiliates. All rights reserved. This document is Non-Confidential.

LD1SW (scalar plus vector)

Gather load signed words to vector (vector index)

Gather load of signed words to active elements of a vector register from memory addresses generated by a 64-bit scalar base plus vector index. The index values are optionally first sign or zero-extended from 32 to 64 bits and then optionally multiplied by 4. Inactive elements will not cause a read from Device memory or signal faults, and are set to zero in the destination vector.

This instruction is illegal when executed in Streaming SVE mode, unless FEAT_SME_FA64 is implemented and enabled.

It has encodings from 4 classes: [32-bit unpacked scaled offset](#), [32-bit unpacked unscaled offset](#), [64-bit scaled offset](#) and [64-bit unscaled offset](#)

32-bit unpacked scaled offset (FEAT_SVE)

31	30	29	28	27	26	25	24	23	22	21	20	19	18	17	16	15	14	13	12	11	10	9	8	7	6	5	4	3	2	1	0
1	1	0	0	0	1	0	1	0	xs	1	Zm				0	0	0	Pg			Rn				Zt						
opc											U																	ff			

Encoding

LD1SW { <Zt>.D }, <Pg>/Z, [<Xn|SP>, <Zm>.D, <mod> #2]

Decode for this encoding

```
if !IsFeatureImplemented(FEAT_SVE) then EndOfDecode(Decode_UNDEF);
constant integer t = UInt(Zt);
constant integer n = UInt(Rn);
constant integer m = UInt(Zm);
constant integer g = UInt(Pg);
constant integer esize = 64;
constant integer msize = 32;
constant integer offs_size = 32;
constant boolean unsigned = FALSE;
constant boolean offs_unsigned = xs == '0';
constant integer scale = 2;
```

32-bit unpacked unscaled offset (FEAT_SVE)

31	30	29	28	27	26	25	24	23	22	21	20	19	18	17	16	15	14	13	12	11	10	9	8	7	6	5	4	3	2	1	0	
1	1	0	0	0	1	0	1	0	xs	0	Zm				0	0	0	Pg			Rn				Zt							
msz											U																	ff				

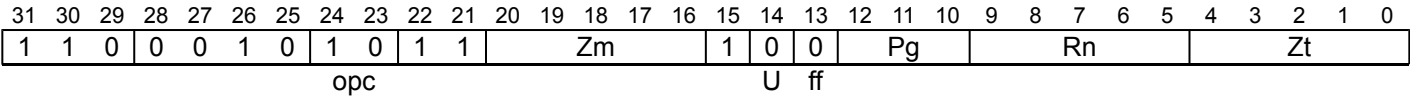
Encoding

LD1SW { <Zt>.D }, <Pg>/Z, [<Xn|SP>, <Zm>.D, <mod>]

Decode for this encoding

```
if !IsFeatureImplemented(FEAT_SVE) then EndOfDecode(Decode_UNDEF);
constant integer t = UInt(Zt);
constant integer n = UInt(Rn);
constant integer m = UInt(Zm);
constant integer g = UInt(Pg);
constant integer esize = 64;
constant integer msize = 32;
constant integer offs_size = 32;
constant boolean unsigned = FALSE;
constant boolean offs_unsigned = xs == '0';
constant integer scale = 0;
```

64-bit scaled offset
(FEAT_SVE)



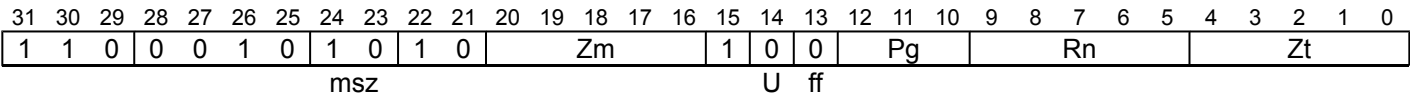
Encoding

```
LD1SW { <Zt>.D }, <Pg>/Z, [<Xn|SP>, <Zm>.D, LSL #2]
```

Decode for this encoding

```
if !IsFeatureImplemented(FEAT_SVE) then EndOfDecode(Decode_UNDEF);
constant integer t = UInt(Zt);
constant integer n = UInt(Rn);
constant integer m = UInt(Zm);
constant integer g = UInt(Pg);
constant integer esize = 64;
constant integer msize = 32;
constant integer offs_size = 64;
constant boolean unsigned = FALSE;
constant boolean offs_unsigned = TRUE;
constant integer scale = 2;
```

64-bit unscaled offset
(FEAT_SVE)



Encoding

```
LD1SW { <Zt>.D }, <Pg>/Z, [<Xn|SP>, <Zm>.D]
```

Decode for this encoding

```
if !IsFeatureImplemented(FEAT_SVE) then EndOfDecode(Decode_UNDEF);
constant integer t = UInt(Zt);
constant integer n = UInt(Rn);
constant integer m = UInt(Zm);
constant integer g = UInt(Pg);
constant integer esize = 64;
constant integer msize = 32;
constant integer offs_size = 64;
constant boolean unsigned = FALSE;
constant boolean offs_unsigned = TRUE;
constant integer scale = 0;
```

Assembler Symbols

- <Zt> Is the name of the scalable vector register to be transferred, encoded in the "Zt" field.
- <Pg> Is the name of the governing scalable predicate register P0-P7, encoded in the "Pg" field.
- <Xn|SP> Is the 64-bit name of the general-purpose base register or stack pointer, encoded in the "Rn" field.
- <Zm> Is the name of the offset scalable vector register, encoded in the "Zm" field.
- <mod> Is the index extend and shift specifier, encoded in "xs":

xs	<mod>
0	UXTW
1	SXTW

Operation

```

CheckNonStreamingSVEEnabled();
constant integer VL = CurrentVL;
constant integer PL = VL DIV 8;
constant integer elements = VL DIV esize;
bits(64) base;
constant bits(PL) mask = P[g, PL];
bits(VL) offset;
bits(VL) result;
bits(msize) data;
constant integer mbytes = msize DIV 8;
constant boolean contiguous = FALSE;
constant boolean nontemporal = FALSE;
constant boolean tagchecked = TRUE;
constant AccessDescriptor accdesc = CreateAccDescSVE(MemOp\_LOAD, nontemporal, contiguous,
                                                    tagchecked);

if !AnyActiveElement(mask, esize) then
    if n == 31 && ConstrainUnpredictableBool(Unpredictable\_CHECKSPNONEACTIVE) then
        CheckSPAlignment();
    else
        if n == 31 then CheckSPAlignment();
        base = if n == 31 then SP[64] else X[n, 64];
        offset = Z[m, VL];

for e = 0 to elements-1
    if ActivePredicateElement(mask, e, esize) then
        constant integer off = Int(Elem[offset, e, esize]<offs_size-1:0>, offs_unsigned);
        constant bits(64) addr = AddressAdd(base, off << scale, accdesc);
        data = Mem[addr, mbytes, accdesc];
        Elem[result, e, esize] = Extend(data, esize, unsigned);
    else
        Elem[result, e, esize] = Zeros(esize);

Z[t, VL] = result;

```

Operational information

If PSTATE.DIT is 1, the timing of this instruction is insensitive to the value of the data being loaded or stored when its governing predicate register contains the same value for each execution.

Internal version only: aarchmrs v2025-03_rel, pseudocode v2025-03_rel ; Build timestamp: 2025-03-21T17:41

Copyright © 2010-2025 Arm Limited or its affiliates. All rights reserved. This document is Non-Confidential.

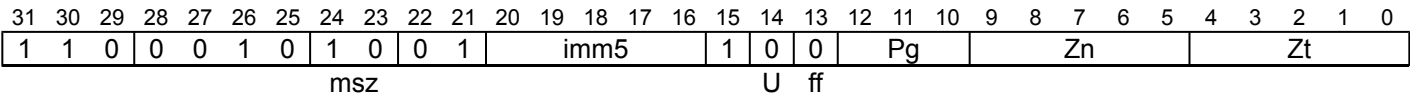
LD1SW (vector plus immediate)

Gather load signed words to vector (immediate index)

Gather load of signed words to active elements of a vector register from memory addresses generated by a vector base plus immediate index. The index is a multiple of 4 in the range 0 to 124. Inactive elements will not cause a read from Device memory or signal faults, and are set to zero in the destination vector.

This instruction is illegal when executed in Streaming SVE mode, unless FEAT_SME_FA64 is implemented and enabled.

SVE (FEAT_SVE)



Encoding

LD1SW { <Zt>.D }, <Pg>/Z, [<Zn>.D{, #<imm>}]

Decode for this encoding

```
if !IsFeatureImplemented(FEAT_SVE) then EndOfDecode(Decode_UNDEF);
constant integer t = UInt(Zt);
constant integer n = UInt(Zn);
constant integer g = UInt(Pg);
constant integer esize = 64;
constant integer msize = 32;
constant boolean unsigned = FALSE;
constant integer offset = UInt(imm5);
```

Assembler Symbols

- <Zt> Is the name of the scalable vector register to be transferred, encoded in the "Zt" field.
- <Pg> Is the name of the governing scalable predicate register P0-P7, encoded in the "Pg" field.
- <Zn> Is the name of the base scalable vector register, encoded in the "Zn" field.
- <imm> Is the optional unsigned immediate byte offset, a multiple of 4 in the range 0 to 124, defaulting to 0, encoded in the "imm5" field.

Operation

```
CheckNonStreamingSVEEnabled();
constant integer VL = CurrentVL;
constant integer PL = VL DIV 8;
constant integer elements = VL DIV esize;
constant bits(PL) mask = P[g, PL];
bits(VL) base;
bits(VL) result;
bits(msize) data;
constant integer mbytes = msize DIV 8;
constant boolean contiguous = FALSE;
constant boolean nontemporal = FALSE;
constant boolean tagchecked = TRUE;
constant AccessDescriptor accdesc = CreateAccDescSVE(MemOp\_LOAD, nontemporal, contiguous,
                                                    tagchecked);

if AnyActiveElement(mask, esize) then
    base = Z[n, VL];

for e = 0 to elements-1
    if ActivePredicateElement(mask, e, esize) then
        constant bits(64) baddr = ZeroExtend(Elem[base, e, esize], 64);
        constant bits(64) addr = AddressAdd(baddr, offset * mbytes, accdesc);
        data = Mem[addr, mbytes, accdesc];
        Elem[result, e, esize] = Extend(data, esize, unsigned);
    else
        Elem[result, e, esize] = Zeros(esize);

Z[t, VL] = result;
```

Operational information

If PSTATE.DIT is 1, the timing of this instruction is insensitive to the value of the data being loaded or stored when its governing predicate register contains the same value for each execution.

Internal version only: aarchmrs v2025-03_rel, pseudocode v2025-03_rel ; Build timestamp: 2025-03-21T17:41

Copyright © 2010-2025 Arm Limited or its affiliates. All rights reserved. This document is Non-Confidential.

LD1W (scalar plus immediate, consecutive registers)

Contiguous load of words to multiple consecutive vectors (immediate index)

This instruction performs a contiguous load of unsigned words to elements of two or four consecutive vector registers from the memory address generated by a 64-bit scalar base and immediate index which is multiplied by the vector's in-memory size, irrespective of predication, and added to the base address.

Inactive elements will not cause a read from Device memory or signal a fault, and are set to zero in the destination vector.

It has encodings from 2 classes: [Two registers](#) and [Four registers](#)

Two registers

(FEAT_SME2 || FEAT_SVE2p1)

31	30	29	28	27	26	25	24	23	22	21	20	19	18	17	16	15	14	13	12	11	10	9	8	7	6	5	4	3	2	1	0
1	0	1	0	0	0	0	0	0	1	0	0	imm4			0	1	0	PNg			Rn			Zt			0				
msz																N															

Encoding

LD1W { <Zt1>.S-<Zt2>.S }, <PNg>/Z, [<Xn|SP>{, #<imm>, MUL VL}]

Decode for this encoding

```
if !IsFeatureImplemented(FEAT_SME2) && !IsFeatureImplemented(FEAT_SVE2p1) then
    EndOfDecode(Decode_UNDEF);
constant integer n = UInt(Rn);
constant integer g = UInt('1':PNg);
constant integer nreg = 2;
constant integer t = UInt(Zt:'0');
constant integer esize = 32;
constant integer offset = SInt(imm4);
```

Four registers

(FEAT_SME2 || FEAT_SVE2p1)

31	30	29	28	27	26	25	24	23	22	21	20	19	18	17	16	15	14	13	12	11	10	9	8	7	6	5	4	3	2	1	0
1	0	1	0	0	0	0	0	0	1	0	0	imm4			1	1	0	PNg			Rn			Zt			0	0			
msz																N															

Encoding

LD1W { <Zt1>.S-<Zt4>.S }, <PNg>/Z, [<Xn|SP>{, #<imm>, MUL VL}]

Decode for this encoding

```
if !IsFeatureImplemented(FEAT_SME2) && !IsFeatureImplemented(FEAT_SVE2p1) then
    EndOfDecode(Decode_UNDEF);
constant integer n = UInt(Rn);
constant integer g = UInt('1':PNg);
constant integer nreg = 4;
constant integer t = UInt(Zt:'00');
constant integer esize = 32;
constant integer offset = SInt(imm4);
```

Assembler Symbols

- <Zt1>
- For the "Two registers" variant: is the name of the first scalable vector register to be transferred, encoded as "Zt" times 2.
For the "Four registers" variant: is the name of the first scalable vector register to be transferred, encoded as "Zt" times 4.
- <Zt2>
- Is the name of the second scalable vector register to be transferred, encoded as "Zt" times 2 plus 1.

<PNg>	Is the name of the governing scalable predicate register PN8-PN15, with predicate-as-counter encoding, encoded in the "PNg" field.
<Xn SP>	Is the 64-bit name of the general-purpose base register or stack pointer, encoded in the "Rn" field.
<imm>	For the "Two registers" variant: is the optional signed immediate vector offset, a multiple of 2 in the range -16 to 14, defaulting to 0, encoded in the "imm4" field. For the "Four registers" variant: is the optional signed immediate vector offset, a multiple of 4 in the range -32 to 28, defaulting to 0, encoded in the "imm4" field.
<Zt4>	Is the name of the fourth scalable vector register to be transferred, encoded as "Zt" times 4 plus 3.

Operation

```

if IsFeatureImplemented(FEAT_SVE2p1) then CheckSVEEnabled\(\); else CheckStreamingSVEEnabled\(\);
constant integer VL = CurrentVL;
constant integer PL = VL DIV 8;
constant integer elements = VL DIV esize;
constant integer mbytes = esize DIV 8;
bits(64) base;
bits(64) addr;
constant bits(PL) pred = P[g, PL];
constant bits(PL * nreg) mask = CounterToPredicate(pred<15:0>, PL * nreg);
array [0..3] of bits(VL) values;
constant boolean contiguous = TRUE;
constant boolean nontemporal = FALSE;
constant integer transfer = t;
constant boolean tagchecked = n != 31;
constant AccessDescriptor accdesc = CreateAccDescSVE(MemOp_LOAD, nontemporal, contiguous,
                                                    tagchecked);

if !AnyActiveElement(mask, esize) then
    if n == 31 && ConstrainUnpredictableBool(Unpredictable\_CHECKSPNONEACTIVE) then
        CheckSPAlignment();
else
    if n == 31 then CheckSPAlignment();

base = if n == 31 then SP[64] else X[n, 64];
addr = AddressAdd(base, offset * nreg * elements * mbytes, accdesc);

for r = 0 to nreg-1
    for e = 0 to elements-1
        if ActivePredicateElement(mask, r * elements + e, esize) then
            Elem[values[r], e, esize] = Mem[addr, mbytes, accdesc];
        else
            Elem[values[r], e, esize] = Zeros(esize);
        addr = AddressIncrement(addr, mbytes, accdesc);

for r = 0 to nreg-1
    Z[transfer+r, VL] = values[r];

```

Operational information

If PSTATE.DIT is 1, the timing of this instruction is insensitive to the value of the data being loaded or stored when its governing predicate register contains the same value for each execution.

Internal version only: aarchmrs v2025-03_rel, pseudocode v2025-03_rel ; Build timestamp: 2025-03-21T17:41

Copyright © 2010-2025 Arm Limited or its affiliates. All rights reserved. This document is Non-Confidential.

LD1W (scalar plus immediate, single register)

Contiguous load unsigned words to vector (immediate index)

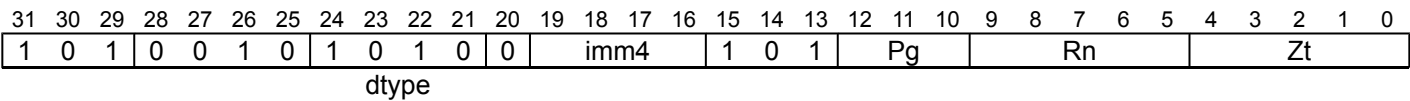
Contiguous load of unsigned words to elements of a vector register from the memory address generated by a 64-bit scalar base and immediate index in the range -8 to 7 which is multiplied by the vector's in-memory size, irrespective of predication, and added to the base address. Inactive elements will not cause a read from Device memory or signal a fault, and are set to zero in the destination vector.

The 128-bit element variant is illegal when executed in Streaming SVE mode, unless FEAT_SME_FA64 is implemented and enabled.

It has encodings from 3 classes: [32-bit element](#) , [64-bit element](#) and [128-bit element](#)

32-bit element

(FEAT_SVE || FEAT_SME)



Encoding

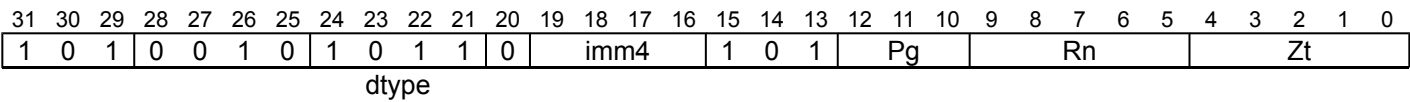
LD1W { <Zt>.S }, <Pg>/Z, [<Xn|SP>{, #<imm>, MUL VL}]

Decode for this encoding

```
if !IsFeatureImplemented(FEAT_SVE) && !IsFeatureImplemented(FEAT_SME) then
    EndOfDecode(Decode_UNDEF);
constant integer t = UInt(Zt);
constant integer n = UInt(Rn);
constant integer g = UInt(Pg);
constant integer esize = 32;
constant integer msize = 32;
constant boolean unsigned = TRUE;
constant integer offset = SInt(imm4);
```

64-bit element

(FEAT_SVE || FEAT_SME)



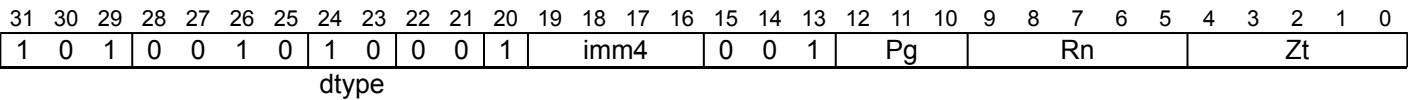
Encoding

LD1W { <Zt>.D }, <Pg>/Z, [<Xn|SP>{, #<imm>, MUL VL}]

Decode for this encoding

```
if !IsFeatureImplemented(FEAT_SVE) && !IsFeatureImplemented(FEAT_SME) then
    EndOfDecode(Decode_UNDEF);
constant integer t = UInt(Zt);
constant integer n = UInt(Rn);
constant integer g = UInt(Pg);
constant integer esize = 64;
constant integer msize = 32;
constant boolean unsigned = TRUE;
constant integer offset = SInt(imm4);
```


128-bit element
(FEAT_SVE2p1)



Encoding

```
LD1W { <Zt>.Q }, <Pg>/Z, [<Xn|SP>{, #<imm>, MUL VL}]
```

Decode for this encoding

```
if !IsFeatureImplemented(FEAT_SVE2p1) then EndOfDecode(Decode_UNDEF);
constant integer t = UInt(Zt);
constant integer n = UInt(Rn);
constant integer g = UInt(Pg);
constant integer esize = 128;
constant integer msize = 32;
constant boolean unsigned = TRUE;
constant integer offset = SInt(imm4);
```

Assembler Symbols

- <Zt> Is the name of the scalable vector register to be transferred, encoded in the "Zt" field.
- <Pg> Is the name of the governing scalable predicate register P0-P7, encoded in the "Pg" field.
- <Xn|SP> Is the 64-bit name of the general-purpose base register or stack pointer, encoded in the "Rn" field.
- <imm> Is the optional signed immediate vector offset, in the range -8 to 7, defaulting to 0, encoded in the "imm4" field.

Operation

```
if esize < 128 then CheckSVEEnabled(); else CheckNonStreamingSVEEnabled();
constant integer VL = CurrentVL;
constant integer PL = VL DIV 8;
constant integer elements = VL DIV esize;
bits(64) base;
constant bits(PL) mask = P[g, PL];
bits(64) addr;
bits(VL) result;
bits(msize) data;
constant integer mbytes = msize DIV 8;
constant boolean contiguous = TRUE;
constant boolean nontemporal = FALSE;
constant boolean tagchecked = n != 31;
constant AccessDescriptor accdesc = CreateAccDescSVE(MemOp\_LOAD, nontemporal, contiguous,
                                                    tagchecked);

if !AnyActiveElement(mask, esize) then
    if n == 31 && ConstrainUnpredictableBool(Unpredictable\_CHECKSPNONEACTIVE) then
        CheckSPAlignment();
else
    if n == 31 then CheckSPAlignment();

base = if n == 31 then SP[64] else X[n, 64];
addr = AddressAdd(base, offset * elements * mbytes, accdesc);

for e = 0 to elements-1
    if ActivePredicateElement(mask, e, esize) then
        data = Mem[addr, mbytes, accdesc];
        Elem[result, e, esize] = Extend(data, esize, unsigned);
    else
        Elem[result, e, esize] = Zeros(esize);
    addr = AddressIncrement(addr, mbytes, accdesc);

Z[t, VL] = result;
```

Operational information

If PSTATE.DIT is 1, the timing of this instruction is insensitive to the value of the data being loaded or stored when its governing predicate register contains the same value for each execution.

Internal version only: aarchmrs v2025-03_rel, pseudocode v2025-03_rel ; Build timestamp: 2025-03-21T17:41

Copyright © 2010-2025 Arm Limited or its affiliates. All rights reserved. This document is Non-Confidential.

LD1W (scalar plus scalar, consecutive registers)

Contiguous load of words to multiple consecutive vectors (scalar index)

This instruction performs a contiguous load of unsigned words to elements of two or four consecutive vector registers from the memory address generated by a 64-bit scalar base and scalar index which is added to the base address. After each element access the index value is incremented, but the index register is not updated.

Inactive elements will not cause a read from Device memory or signal a fault, and are set to zero in the destination vector.

It has encodings from 2 classes: [Two registers](#) and [Four registers](#)

Two registers

(FEAT_SME2 || FEAT_SVE2p1)

31	30	29	28	27	26	25	24	23	22	21	20	19	18	17	16	15	14	13	12	11	10	9	8	7	6	5	4	3	2	1	0
1	0	1	0	0	0	0	0	0	0	0	Rm				0	1	0	PNg			Rn				Zt			0			
msz																N															

Encoding

LD1W { <Zt1>.S-<Zt2>.S }, <PNg>/Z, [<Xn|SP>, <Xm>, LSL #2]

Decode for this encoding

```
if !IsFeatureImplemented(FEAT_SME2) && !IsFeatureImplemented(FEAT_SVE2p1) then
    EndOfDecode(Decode_UNDEF);
constant integer n = UInt(Rn);
constant integer m = UInt(Rm);
constant integer g = UInt('1':PNg);
constant integer nreg = 2;
constant integer t = UInt(Zt:'0');
constant integer esize = 32;
```

Four registers

(FEAT_SME2 || FEAT_SVE2p1)

31	30	29	28	27	26	25	24	23	22	21	20	19	18	17	16	15	14	13	12	11	10	9	8	7	6	5	4	3	2	1	0
1	0	1	0	0	0	0	0	0	0	0	Rm				1	1	0	PNg			Rn				Zt			0	0		
msz																N															

Encoding

LD1W { <Zt1>.S-<Zt4>.S }, <PNg>/Z, [<Xn|SP>, <Xm>, LSL #2]

Decode for this encoding

```
if !IsFeatureImplemented(FEAT_SME2) && !IsFeatureImplemented(FEAT_SVE2p1) then
    EndOfDecode(Decode_UNDEF);
constant integer n = UInt(Rn);
constant integer m = UInt(Rm);
constant integer g = UInt('1':PNg);
constant integer nreg = 4;
constant integer t = UInt(Zt:'00');
constant integer esize = 32;
```

Assembler Symbols

- <Zt1>For the "Two registers" variant: is the name of the first scalable vector register to be transferred, encoded as "Zt" times 2.
For the "Four registers" variant: is the name of the first scalable vector register to be transferred, encoded as "Zt" times 4.
- <Zt2>Is the name of the second scalable vector register to be transferred, encoded as "Zt" times 2 plus 1.

<PNg>	Is the name of the governing scalable predicate register PN8-PN15, with predicate-as-counter encoding, encoded in the "PNg" field.
<Xn SP>	Is the 64-bit name of the general-purpose base register or stack pointer, encoded in the "Rn" field.
<Xm>	Is the 64-bit name of the general-purpose offset register, encoded in the "Rm" field.
<Zt4>	Is the name of the fourth scalable vector register to be transferred, encoded as "Zt" times 4 plus 3.

Operation

```

if IsFeatureImplemented(FEAT_SVE2p1) then CheckSVEEnabled(); else CheckStreamingSVEEnabled();
constant integer VL = CurrentVL;
constant integer PL = VL DIV 8;
constant integer elements = VL DIV esize;
constant integer mbytes = esize DIV 8;
bits(64) offset;
bits(64) base;
bits(64) addr;
constant bits(PL) pred = P[g, PL];
constant bits(PL * nreg) mask = CounterToPredicate(pred<15:0>, PL * nreg);
array [0..3] of bits(VL) values;
constant boolean contiguous = TRUE;
constant boolean nontemporal = FALSE;
constant integer transfer = t;
constant boolean tagchecked = TRUE;
constant AccessDescriptor accdesc = CreateAccDescSVE(MemOp\_LOAD, nontemporal, contiguous,
                                                    tagchecked);

if !AnyActiveElement(mask, esize) then
    if n == 31 && ConstrainUnpredictableBool(Unpredictable\_CHECKSPNONEACTIVE) then
        CheckSPAlignment();
else
    if n == 31 then CheckSPAlignment();

base = if n == 31 then SP[64] else X[n, 64];
offset = X[m, 64];
addr = AddressAdd(base, UInt(offset) * mbytes, accdesc);

for r = 0 to nreg-1
    for e = 0 to elements-1
        if ActivePredicateElement(mask, r * elements + e, esize) then
            Elem[values[r], e, esize] = Mem[addr, mbytes, accdesc];
        else
            Elem[values[r], e, esize] = Zeros(esize);
        addr = AddressIncrement(addr, mbytes, accdesc);

for r = 0 to nreg-1
    Z[transfer+r, VL] = values[r];

```

Operational information

If PSTATE.DIT is 1, the timing of this instruction is insensitive to the value of the data being loaded or stored when its governing predicate register contains the same value for each execution.

Internal version only: aarchmrs v2025-03_rel, pseudocode v2025-03_rel ; Build timestamp: 2025-03-21T17:41

Copyright © 2010-2025 Arm Limited or its affiliates. All rights reserved. This document is Non-Confidential.

LD1W (scalar plus scalar, single register)

Contiguous load unsigned words to vector (scalar index)

Contiguous load of unsigned words to elements of a vector register from the memory address generated by a 64-bit scalar base and scalar index which is multiplied by 4 and added to the base address. After each element access the index value is incremented, but the index register is not updated. Inactive elements will not cause a read from Device memory or signal a fault, and are set to zero in the destination vector.

The 128-bit element variant is illegal when executed in Streaming SVE mode, unless FEAT_SME_FA64 is implemented and enabled.

It has encodings from 3 classes: [32-bit element](#), [64-bit element](#) and [128-bit element](#)

32-bit element

(FEAT_SVE || FEAT_SME)

31	30	29	28	27	26	25	24	23	22	21	20	19	18	17	16	15	14	13	12	11	10	9	8	7	6	5	4	3	2	1	0
1	0	1	0	0	1	0	1	0	1	0	!= 11111				0	1	0	Pg			Rn				Zt						
dtype												Rm																			

Encoding

```
LD1W { <Zt>.S }, <Pg>/Z, [<Xn|SP>, <Xm>, LSL #2]
```

Decode for this encoding

```
if !IsFeatureImplemented(FEAT_SVE) && !IsFeatureImplemented(FEAT_SME) then
    EndOfDecode(Decode_UNDEF);
if Rm == '11111' then EndOfDecode(Decode_UNDEF);
constant integer t = UInt(Zt);
constant integer n = UInt(Rn);
constant integer m = UInt(Rm);
constant integer g = UInt(Pg);
constant integer esize = 32;
constant integer msize = 32;
constant boolean unsigned = TRUE;
```

64-bit element

(FEAT_SVE || FEAT_SME)

31	30	29	28	27	26	25	24	23	22	21	20	19	18	17	16	15	14	13	12	11	10	9	8	7	6	5	4	3	2	1	0
1	0	1	0	0	1	0	1	0	1	1	!= 11111				0	1	0	Pg			Rn				Zt						
dtype												Rm																			

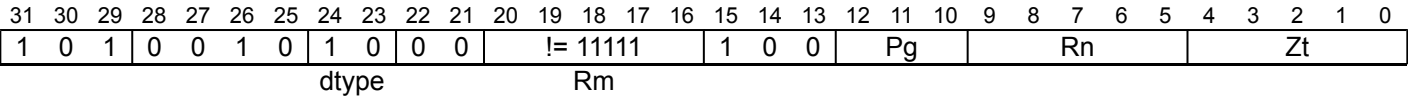
Encoding

```
LD1W { <Zt>.D }, <Pg>/Z, [<Xn|SP>, <Xm>, LSL #2]
```

Decode for this encoding

```
if !IsFeatureImplemented(FEAT_SVE) && !IsFeatureImplemented(FEAT_SME) then
    EndOfDecode(Decode_UNDEF);
if Rm == '11111' then EndOfDecode(Decode_UNDEF);
constant integer t = UInt(Zt);
constant integer n = UInt(Rn);
constant integer m = UInt(Rm);
constant integer g = UInt(Pg);
constant integer esize = 64;
constant integer msize = 32;
constant boolean unsigned = TRUE;
```

128-bit element
(FEAT_SVE2p1)



Encoding

```
LD1W { <Zt>.Q }, <Pg>/Z, [<Xn|SP>, <Xm>, LSL #2]
```

Decode for this encoding

```
if !IsFeatureImplemented(FEAT_SVE2p1) then EndOfDecode(Decode_UNDEF);
if Rm == '11111' then EndOfDecode(Decode_UNDEF);
constant integer t = UInt(Zt);
constant integer n = UInt(Rn);
constant integer m = UInt(Rm);
constant integer g = UInt(Pg);
constant integer esize = 128;
constant integer msize = 32;
constant boolean unsigned = TRUE;
```

Assembler Symbols

- <Zt> Is the name of the scalable vector register to be transferred, encoded in the "Zt" field.
- <Pg> Is the name of the governing scalable predicate register P0-P7, encoded in the "Pg" field.
- <Xn|SP> Is the 64-bit name of the general-purpose base register or stack pointer, encoded in the "Rn" field.
- <Xm> Is the 64-bit name of the general-purpose offset register, encoded in the "Rm" field.

Operation

```
if esize < 128 then CheckSVEEnabled(); else CheckNonStreamingSVEEnabled();
constant integer VL = CurrentVL;
constant integer PL = VL DIV 8;
constant integer elements = VL DIV esize;
bits(64) base;
constant bits(PL) mask = P[g, PL];
bits(VL) result;
bits(msize) data;
bits(64) offset;
bits(64) addr;
constant integer mbytes = msize DIV 8;
constant boolean contiguous = TRUE;
constant boolean nontemporal = FALSE;
constant boolean tagchecked = TRUE;
constant AccessDescriptor accdesc = CreateAccDescSVE(MemOp\_LOAD, nontemporal, contiguous,
                                                    tagchecked);

if !AnyActiveElement(mask, esize) then
    if n == 31 && ConstrainUnpredictableBool(Unpredictable\_CHECKSPNONEACTIVE) then
        CheckSPAlignment();
    else
        if n == 31 then CheckSPAlignment();

base = if n == 31 then SP[64] else X[n, 64];
offset = X[m, 64];
addr = AddressAdd(base, UInt(offset) * mbytes, accdesc);

for e = 0 to elements-1
    if ActivePredicateElement(mask, e, esize) then
        data = Mem[addr, mbytes, accdesc];
        Elem[result, e, esize] = Extend(data, esize, unsigned);
    else
        Elem[result, e, esize] = Zeros(esize);
    addr = AddressIncrement(addr, mbytes, accdesc);

Z[t, VL] = result;
```

Operational information

If PSTATE.DIT is 1, the timing of this instruction is insensitive to the value of the data being loaded or stored when its governing predicate register contains the same value for each execution.

Internal version only: aarchmrs v2025-03_rel, pseudocode v2025-03_rel ; Build timestamp: 2025-03-21T17:41

Copyright © 2010-2025 Arm Limited or its affiliates. All rights reserved. This document is Non-Confidential.

LD1W (scalar plus vector)

Gather load unsigned words to vector (vector index)

Gather load of unsigned words to active elements of a vector register from memory addresses generated by a 64-bit scalar base plus vector index. The index values are optionally first sign or zero-extended from 32 to 64 bits and then optionally multiplied by 4. Inactive elements will not cause a read from Device memory or signal faults, and are set to zero in the destination vector.

This instruction is illegal when executed in Streaming SVE mode, unless FEAT_SME_FA64 is implemented and enabled.

It has encodings from 6 classes: [32-bit scaled offset](#) , [32-bit unpacked scaled offset](#) , [32-bit unpacked unscaled offset](#) , [32-bit unscaled offset](#) , [64-bit scaled offset](#) and [64-bit unscaled offset](#)

32-bit scaled offset

(FEAT_SVE)

31	30	29	28	27	26	25	24	23	22	21	20	19	18	17	16	15	14	13	12	11	10	9	8	7	6	5	4	3	2	1	0
1	0	0	0	0	1	0	1	0	xs	1	Zm				0	1	0	Pg				Rn				Zt					
																U		ff													

Encoding

LD1W { <Zt>.S }, <Pg>/Z, [<Xn|SP>, <Zm>.S, <mod> #2]

Decode for this encoding

```
if !IsFeatureImplemented(FEAT_SVE) then EndOfDecode(Decode_UNDEF);
constant integer t = UInt(Zt);
constant integer n = UInt(Rn);
constant integer m = UInt(Zm);
constant integer g = UInt(Pg);
constant integer esize = 32;
constant integer msize = 32;
constant integer offs_size = 32;
constant boolean unsigned = TRUE;
constant boolean offs_unsigned = xs == '0';
constant integer scale = 2;
```

32-bit unpacked scaled offset

(FEAT_SVE)

31	30	29	28	27	26	25	24	23	22	21	20	19	18	17	16	15	14	13	12	11	10	9	8	7	6	5	4	3	2	1	0
1	1	0	0	0	1	0	1	0	xs	1	Zm				0	1	0	Pg				Rn				Zt					
opc																U ff															

Encoding

LD1W { <Zt>.D }, <Pg>/Z, [<Xn|SP>, <Zm>.D, <mod> #2]

Decode for this encoding

```
if !IsFeatureImplemented(FEAT_SVE) then EndOfDecode(Decode_UNDEF);
constant integer t = UInt(Zt);
constant integer n = UInt(Rn);
constant integer m = UInt(Zm);
constant integer g = UInt(Pg);
constant integer esize = 64;
constant integer msize = 32;
constant integer offs_size = 32;
constant boolean unsigned = TRUE;
constant boolean offs_unsigned = xs == '0';
constant integer scale = 2;
```


32-bit unpacked unscaled offset (FEAT_SVE)

31	30	29	28	27	26	25	24	23	22	21	20	19	18	17	16	15	14	13	12	11	10	9	8	7	6	5	4	3	2	1	0
1	1	0	0	0	1	0	1	0	xs	0	Zm				0	1	0	Pg			Rn				Zt						
msz										U										ff											

Encoding

LD1W { <Zt>.D }, <Pg>/Z, [<Xn|SP>, <Zm>.D, <mod>]

Decode for this encoding

```
if !IsFeatureImplemented(FEAT_SVE) then EndOfDecode(Decode_UNDEF);
constant integer t = UInt(Zt);
constant integer n = UInt(Rn);
constant integer m = UInt(Zm);
constant integer g = UInt(Pg);
constant integer esize = 64;
constant integer msize = 32;
constant integer offs_size = 32;
constant boolean unsigned = TRUE;
constant boolean offs_unsigned = xs == '0';
constant integer scale = 0;
```

32-bit unscaled offset (FEAT_SVE)

31	30	29	28	27	26	25	24	23	22	21	20	19	18	17	16	15	14	13	12	11	10	9	8	7	6	5	4	3	2	1	0
1	0	0	0	0	1	0	1	0	xs	0	Zm				0	1	0	Pg			Rn				Zt						
opc										U										ff											

Encoding

LD1W { <Zt>.S }, <Pg>/Z, [<Xn|SP>, <Zm>.S, <mod>]

Decode for this encoding

```
if !IsFeatureImplemented(FEAT_SVE) then EndOfDecode(Decode_UNDEF);
constant integer t = UInt(Zt);
constant integer n = UInt(Rn);
constant integer m = UInt(Zm);
constant integer g = UInt(Pg);
constant integer esize = 32;
constant integer msize = 32;
constant integer offs_size = 32;
constant boolean unsigned = TRUE;
constant boolean offs_unsigned = xs == '0';
constant integer scale = 0;
```

64-bit scaled offset (FEAT_SVE)

31	30	29	28	27	26	25	24	23	22	21	20	19	18	17	16	15	14	13	12	11	10	9	8	7	6	5	4	3	2	1	0
1	1	0	0	0	1	0	1	0	1	1	Zm				1	1	0	Pg			Rn				Zt						
opc										U										ff											

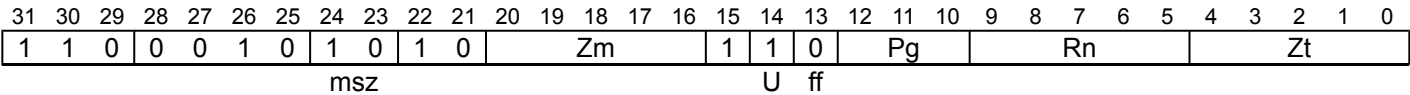
Encoding

LD1W { <Zt>.D }, <Pg>/Z, [<Xn|SP>, <Zm>.D, LSL #2]

Decode for this encoding

```
if !IsFeatureImplemented(FEAT_SVE) then EndOfDecode(Decode_UNDEF);
constant integer t = UInt(Zt);
constant integer n = UInt(Rn);
constant integer m = UInt(Zm);
constant integer g = UInt(Pg);
constant integer esize = 64;
constant integer msize = 32;
constant integer offs_size = 64;
constant boolean unsigned = TRUE;
constant boolean offs_unsigned = TRUE;
constant integer scale = 2;
```

64-bit unscaled offset
(FEAT_SVE)



Encoding

LD1W { <Zt>.D }, <Pg>/Z, [<Xn|SP>, <Zm>.D]

Decode for this encoding

```
if !IsFeatureImplemented(FEAT_SVE) then EndOfDecode(Decode_UNDEF);
constant integer t = UInt(Zt);
constant integer n = UInt(Rn);
constant integer m = UInt(Zm);
constant integer g = UInt(Pg);
constant integer esize = 64;
constant integer msize = 32;
constant integer offs_size = 64;
constant boolean unsigned = TRUE;
constant boolean offs_unsigned = TRUE;
constant integer scale = 0;
```

Assembler Symbols

- <Zt> Is the name of the scalable vector register to be transferred, encoded in the "Zt" field.
- <Pg> Is the name of the governing scalable predicate register P0-P7, encoded in the "Pg" field.
- <Xn|SP> Is the 64-bit name of the general-purpose base register or stack pointer, encoded in the "Rn" field.
- <Zm> Is the name of the offset scalable vector register, encoded in the "Zm" field.
- <mod> Is the index extend and shift specifier, encoded in "xs":

xs	<mod>
0	UXTW
1	SXTW

Operation

```
CheckNonStreamingSVEEnabled();
constant integer VL = CurrentVL;
constant integer PL = VL DIV 8;
constant integer elements = VL DIV esize;
bits(64) base;
constant bits(PL) mask = P[g, PL];
bits(VL) offset;
bits(VL) result;
bits(msize) data;
constant integer mbytes = msize DIV 8;
constant boolean contiguous = FALSE;
constant boolean nontemporal = FALSE;
constant boolean tagchecked = TRUE;
constant AccessDescriptor accdesc = CreateAccDescSVE(MemOp\_LOAD, nontemporal, contiguous,
                                                    tagchecked);

if !AnyActiveElement(mask, esize) then
    if n == 31 && ConstrainUnpredictableBool(Unpredictable\_CHECKSPNONEACTIVE) then
        CheckSPAlignment();
    else
        if n == 31 then CheckSPAlignment();
        base = if n == 31 then SP[64] else X[n, 64];
        offset = Z[m, VL];

for e = 0 to elements-1
    if ActivePredicateElement(mask, e, esize) then
        constant integer off = Int(Elem[offset, e, esize]<offs_size-1:0>, offs_unsigned);
        constant bits(64) addr = AddressAdd(base, off << scale, accdesc);
        data = Mem[addr, mbytes, accdesc];
        Elem[result, e, esize] = Extend(data, esize, unsigned);
    else
        Elem[result, e, esize] = Zeros(esize);

Z[t, VL] = result;
```

Operational information

If PSTATE.DIT is 1, the timing of this instruction is insensitive to the value of the data being loaded or stored when its governing predicate register contains the same value for each execution.

Internal version only: aarchmrs v2025-03_rel, pseudocode v2025-03_rel ; Build timestamp: 2025-03-21T17:41

Copyright © 2010-2025 Arm Limited or its affiliates. All rights reserved. This document is Non-Confidential.

LD1W (vector plus immediate)

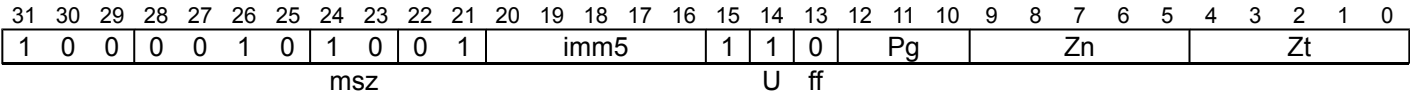
Gather load unsigned words to vector (immediate index)

Gather load of unsigned words to active elements of a vector register from memory addresses generated by a vector base plus immediate index. The index is a multiple of 4 in the range 0 to 124. Inactive elements will not cause a read from Device memory or signal faults, and are set to zero in the destination vector.

This instruction is illegal when executed in Streaming SVE mode, unless FEAT_SME_FA64 is implemented and enabled.

It has encodings from 2 classes: [32-bit element](#) and [64-bit element](#)

32-bit element (FEAT_SVE)



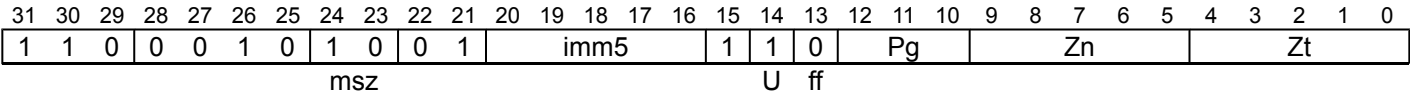
Encoding

LD1W { <Zt>.S }, <Pg>/Z, [<Zn>.S{, #<imm>}]

Decode for this encoding

```
if !IsFeatureImplemented(FEAT_SVE) then EndOfDecode(Decode_UNDEF);
constant integer t = UInt(Zt);
constant integer n = UInt(Zn);
constant integer g = UInt(Pg);
constant integer esize = 32;
constant integer msize = 32;
constant boolean unsigned = TRUE;
constant integer offset = UInt(imm5);
```

64-bit element (FEAT_SVE)



Encoding

LD1W { <Zt>.D }, <Pg>/Z, [<Zn>.D{, #<imm>}]

Decode for this encoding

```
if !IsFeatureImplemented(FEAT_SVE) then EndOfDecode(Decode_UNDEF);
constant integer t = UInt(Zt);
constant integer n = UInt(Zn);
constant integer g = UInt(Pg);
constant integer esize = 64;
constant integer msize = 32;
constant boolean unsigned = TRUE;
constant integer offset = UInt(imm5);
```

Assembler Symbols

- <Zt> Is the name of the scalable vector register to be transferred, encoded in the "Zt" field.
- <Pg> Is the name of the governing scalable predicate register P0-P7, encoded in the "Pg" field.
- <Zn> Is the name of the base scalable vector register, encoded in the "Zn" field.

<imm> Is the optional unsigned immediate byte offset, a multiple of 4 in the range 0 to 124, defaulting to 0, encoded in the "imm5" field.

Operation

```
CheckNonStreamingSVEEnabled();
constant integer VL = CurrentVL;
constant integer PL = VL DIV 8;
constant integer elements = VL DIV esize;
constant bits(PL) mask = P[g, PL];
bits(VL) base;
bits(VL) result;
bits(msize) data;
constant integer mbytes = msize DIV 8;
constant boolean contiguous = FALSE;
constant boolean nontemporal = FALSE;
constant boolean tagchecked = TRUE;
constant AccessDescriptor accdesc = CreateAccDescSVE(MemOp_LOAD, nontemporal, contiguous,
                                                    tagchecked);

if AnyActiveElement(mask, esize) then
    base = Z[n, VL];

for e = 0 to elements-1
    if ActivePredicateElement(mask, e, esize) then
        constant bits(64) baddr = ZeroExtend(Elem[base, e, esize], 64);
        constant bits(64) addr = AddressAdd(baddr, offset * mbytes, accdesc);
        data = Mem[addr, mbytes, accdesc];
        Elem[result, e, esize] = Extend(data, esize, unsigned);
    else
        Elem[result, e, esize] = Zeros(esize);

Z[t, VL] = result;
```

Operational information

If PSTATE.DIT is 1, the timing of this instruction is insensitive to the value of the data being loaded or stored when its governing predicate register contains the same value for each execution.

Internal version only: aarchmrs v2025-03_rel, pseudocode v2025-03_rel ; Build timestamp: 2025-03-21T17:41

Copyright © 2010-2025 Arm Limited or its affiliates. All rights reserved. This document is Non-Confidential.

LD2B (scalar plus immediate)

Contiguous load two-byte structures to two vectors (immediate index)

Contiguous load two-byte structures, each to the same element number in two vector registers from the memory address generated by a 64-bit scalar base and an immediate index which is a multiple of 2 in the range -16 to 14 that is multiplied by the vector's in-memory size, irrespective of predication, Each predicate element applies to the same element number in each of the two vector registers, or equivalently to the two consecutive bytes in memory which make up each structure. Inactive elements will not cause a read from Device memory or signal a fault, and the corresponding element is set to zero in each of the two destination vector registers.

SVE (FEAT_SVE || FEAT_SME)

31	30	29	28	27	26	25	24	23	22	21	20	19	18	17	16	15	14	13	12	11	10	9	8	7	6	5	4	3	2	1	0
1	0	1	0	0	1	0	0	0	0	1	0	imm4				1	1	1	Pg			Rn				Zt					
msz												opc																			

Encoding

LD2B { <Zt1>.B, <Zt2>.B }, <Pg>/Z, [<Xn|SP>{, #<imm>, MUL VL}]

Decode for this encoding

```
if !IsFeatureImplemented(FEAT_SVE) && !IsFeatureImplemented(FEAT_SME) then
    EndOfDecode(Decode_UNDEF);
constant integer t = UInt(Zt);
constant integer n = UInt(Rn);
constant integer g = UInt(Pg);
constant integer esize = 8;
constant integer offset = SInt(imm4);
constant integer nreg = 2;
```

Assembler Symbols

- <Zt1> Is the name of the first scalable vector register to be transferred, encoded in the "Zt" field.
- <Zt2> Is the name of the second scalable vector register to be transferred, encoded as "Zt" plus 1 modulo 32.
- <Pg> Is the name of the governing scalable predicate register P0-P7, encoded in the "Pg" field.
- <Xn|SP> Is the 64-bit name of the general-purpose base register or stack pointer, encoded in the "Rn" field.
- <imm> Is the optional signed immediate vector offset, a multiple of 2 in the range -16 to 14, defaulting to 0, encoded in the "imm4" field.

Operation

```
CheckSVEEnabled();
constant integer VL = CurrentVL;
constant integer PL = VL DIV 8;
constant integer elements = VL DIV esize;
bits(64) base;
constant bits(PL) mask = P[g, PL];
bits(64) addr;
constant integer mbytes = esize DIV 8;
array [0..1] of bits(VL) values;
constant boolean contiguous = TRUE;
constant boolean nontemporal = FALSE;
constant boolean tagchecked = n != 31;
constant AccessDescriptor accdesc = CreateAccDescSVE(MemOp\_LOAD, nontemporal, contiguous,
                                                    tagchecked);

if !AnyActiveElement(mask, esize) then
    if n == 31 && ConstrainUnpredictableBool(Unpredictable\_CHECKSPNONEACTIVE) then
        CheckSPAlignment();
else
    if n == 31 then CheckSPAlignment();

base = if n == 31 then SP[64] else X[n, 64];
addr = AddressAdd(base, offset * elements * nreg * mbytes, accdesc);

for e = 0 to elements-1
    for r = 0 to nreg-1
        if ActivePredicateElement(mask, e, esize) then
            Elem[values[r], e, esize] = Mem[addr, mbytes, accdesc];
        else
            Elem[values[r], e, esize] = Zeros(esize);
            addr = AddressIncrement(addr, mbytes, accdesc);

for r = 0 to nreg-1
    Z[(t+r) MOD 32, VL] = values[r];
```

Operational information

If PSTATE.DIT is 1, the timing of this instruction is insensitive to the value of the data being loaded or stored when its governing predicate register contains the same value for each execution.

Internal version only: aarchmrs v2025-03_rel, pseudocode v2025-03_rel ; Build timestamp: 2025-03-21T17:41

Copyright © 2010-2025 Arm Limited or its affiliates. All rights reserved. This document is Non-Confidential.

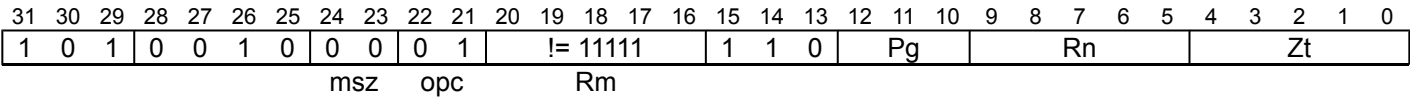
LD2B (scalar plus scalar)

Contiguous load two-byte structures to two vectors (scalar index)

Contiguous load two-byte structures, each to the same element number in two vector registers from the memory address generated by a 64-bit scalar base and a 64-bit scalar index register and added to the base address. After each structure access the index value is incremented by two. The index register is not updated by the instruction.

Each predicate element applies to the same element number in each of the two vector registers, or equivalently to the two consecutive bytes in memory which make up each structure. Inactive elements will not cause a read from Device memory or signal a fault, and the corresponding element is set to zero in each of the two destination vector registers.

SVE
(FEAT_SVE || FEAT_SME)



Encoding

LD2B { <Zt1>.B, <Zt2>.B }, <Pg>/Z, [<Xn|SP>, <Xm>]

Decode for this encoding

```
if !IsFeatureImplemented(FEAT_SVE) && !IsFeatureImplemented(FEAT_SME) then
    EndOfDecode(Decode_UNDEF);
if Rm == '11111' then EndOfDecode(Decode_UNDEF);
constant integer t = UInt(Zt);
constant integer n = UInt(Rn);
constant integer m = UInt(Rm);
constant integer g = UInt(Pg);
constant integer esize = 8;
constant integer nreg = 2;
```

Assembler Symbols

- <Zt1> Is the name of the first scalable vector register to be transferred, encoded in the "Zt" field.
- <Zt2> Is the name of the second scalable vector register to be transferred, encoded as "Zt" plus 1 modulo 32.
- <Pg> Is the name of the governing scalable predicate register P0-P7, encoded in the "Pg" field.
- <Xn|SP> Is the 64-bit name of the general-purpose base register or stack pointer, encoded in the "Rn" field.
- <Xm> Is the 64-bit name of the general-purpose offset register, encoded in the "Rm" field.

Operation

```
CheckSVEEnabled();
constant integer VL = CurrentVL;
constant integer PL = VL DIV 8;
constant integer elements = VL DIV esize;
bits(64) base;
constant bits(PL) mask = P[g, PL];
bits(64) offset;
bits(64) addr;
constant integer mbytes = esize DIV 8;
array [0..1] of bits(VL) values;
constant boolean contiguous = TRUE;
constant boolean nontemporal = FALSE;
constant boolean tagchecked = TRUE;
constant AccessDescriptor accdesc = CreateAccDescSVE(MemOp\_LOAD, nontemporal, contiguous,
                                                    tagchecked);

if !AnyActiveElement(mask, esize) then
    if n == 31 && ConstrainUnpredictableBool(Unpredictable\_CHECKSPNONEACTIVE) then
        CheckSPAlignment();
    else
        if n == 31 then CheckSPAlignment();

base = if n == 31 then SP[64] else X[n, 64];
offset = X[m, 64];
addr = AddressAdd(base, UInt(offset) * mbytes, accdesc);

for e = 0 to elements-1
    for r = 0 to nreg-1
        if ActivePredicateElement(mask, e, esize) then
            Elem[values[r], e, esize] = Mem[addr, mbytes, accdesc];
        else
            Elem[values[r], e, esize] = Zeros(esize);
            addr = AddressIncrement(addr, mbytes, accdesc);

for r = 0 to nreg-1
    Z[(t+r) MOD 32, VL] = values[r];
```

Operational information

If PSTATE.DIT is 1, the timing of this instruction is insensitive to the value of the data being loaded or stored when its governing predicate register contains the same value for each execution.

Internal version only: aarchmrs v2025-03_rel, pseudocode v2025-03_rel ; Build timestamp: 2025-03-21T17:41

Copyright © 2010-2025 Arm Limited or its affiliates. All rights reserved. This document is Non-Confidential.

LD2D (scalar plus immediate)

Contiguous load two-doubleword structures to two vectors (immediate index)

Contiguous load two-doubleword structures, each to the same element number in two vector registers from the memory address generated by a 64-bit scalar base and an immediate index which is a multiple of 2 in the range -16 to 14 that is multiplied by the vector's in-memory size, irrespective of predication,

Each predicate element applies to the same element number in each of the two vector registers, or equivalently to the two consecutive doublewords in memory which make up each structure. Inactive elements will not cause a read from Device memory or signal a fault, and the corresponding element is set to zero in each of the two destination vector registers.

SVE (FEAT_SVE || FEAT_SME)

31	30	29	28	27	26	25	24	23	22	21	20	19	18	17	16	15	14	13	12	11	10	9	8	7	6	5	4	3	2	1	0
1	0	1	0	0	1	0	1	1	0	1	0	imm4				1	1	1	Pg			Rn				Zt					
msz												opc																			

Encoding

LD2D { <Zt1>.D, <Zt2>.D }, <Pg>/Z, [<Xn|SP>{, #<imm>, MUL VL}]

Decode for this encoding

```
if !IsFeatureImplemented(FEAT_SVE) && !IsFeatureImplemented(FEAT_SME) then
    EndOfDecode(Decode_UNDEF);
constant integer t = UInt(Zt);
constant integer n = UInt(Rn);
constant integer g = UInt(Pg);
constant integer esize = 64;
constant integer offset = SInt(imm4);
constant integer nreg = 2;
```

Assembler Symbols

- <Zt1> Is the name of the first scalable vector register to be transferred, encoded in the "Zt" field.
- <Zt2> Is the name of the second scalable vector register to be transferred, encoded as "Zt" plus 1 modulo 32.
- <Pg> Is the name of the governing scalable predicate register P0-P7, encoded in the "Pg" field.
- <Xn|SP> Is the 64-bit name of the general-purpose base register or stack pointer, encoded in the "Rn" field.
- <imm> Is the optional signed immediate vector offset, a multiple of 2 in the range -16 to 14, defaulting to 0, encoded in the "imm4" field.

Operation

```
CheckSVEEnabled();
constant integer VL = CurrentVL;
constant integer PL = VL DIV 8;
constant integer elements = VL DIV esize;
bits(64) base;
constant bits(PL) mask = P[g, PL];
bits(64) addr;
constant integer mbytes = esize DIV 8;
array [0..1] of bits(VL) values;
constant boolean contiguous = TRUE;
constant boolean nontemporal = FALSE;
constant boolean tagchecked = n != 31;
constant AccessDescriptor accdesc = CreateAccDescSVE(MemOp\_LOAD, nontemporal, contiguous,
                                                    tagchecked);

if !AnyActiveElement(mask, esize) then
    if n == 31 && ConstrainUnpredictableBool(Unpredictable\_CHECKSPNONEACTIVE) then
        CheckSPAlignment();
else
    if n == 31 then CheckSPAlignment();

base = if n == 31 then SP[64] else X[n, 64];
addr = AddressAdd(base, offset * elements * nreg * mbytes, accdesc);

for e = 0 to elements-1
    for r = 0 to nreg-1
        if ActivePredicateElement(mask, e, esize) then
            Elem[values[r], e, esize] = Mem[addr, mbytes, accdesc];
        else
            Elem[values[r], e, esize] = Zeros(esize);
            addr = AddressIncrement(addr, mbytes, accdesc);

for r = 0 to nreg-1
    Z[(t+r) MOD 32, VL] = values[r];
```

Operational information

If PSTATE.DIT is 1, the timing of this instruction is insensitive to the value of the data being loaded or stored when its governing predicate register contains the same value for each execution.

Internal version only: aarchmrs v2025-03_rel, pseudocode v2025-03_rel ; Build timestamp: 2025-03-21T17:41

Copyright © 2010-2025 Arm Limited or its affiliates. All rights reserved. This document is Non-Confidential.

LD2D (scalar plus scalar)

Contiguous load two-doubleword structures to two vectors (scalar index)

Contiguous load two-doubleword structures, each to the same element number in two vector registers from the memory address generated by a 64-bit scalar base and a 64-bit scalar index register scaled by the element size (LSL option) and added to the base address. After each structure access the index value is incremented by two. The index register is not updated by the instruction.

Each predicate element applies to the same element number in each of the two vector registers, or equivalently to the two consecutive doublewords in memory which make up each structure. Inactive elements will not cause a read from Device memory or signal a fault, and the corresponding element is set to zero in each of the two destination vector registers.

SVE (FEAT_SVE || FEAT_SME)

31	30	29	28	27	26	25	24	23	22	21	20	19	18	17	16	15	14	13	12	11	10	9	8	7	6	5	4	3	2	1	0
1	0	1	0	0	1	0	1	1	0	1	!= 11111				1	1	0	Pg			Rn				Zt						
						msz		opc		Rm																					

Encoding

LD2D { <Zt1>.D, <Zt2>.D }, <Pg>/Z, [<Xn|SP>, <Xm>, LSL #3]

Decode for this encoding

```
if !IsFeatureImplemented(FEAT_SVE) && !IsFeatureImplemented(FEAT_SME) then
    EndOfDecode(Decode_UNDEF);
if Rm == '11111' then EndOfDecode(Decode_UNDEF);
constant integer t = UInt(Zt);
constant integer n = UInt(Rn);
constant integer m = UInt(Rm);
constant integer g = UInt(Pg);
constant integer esize = 64;
constant integer nreg = 2;
```

Assembler Symbols

- <Zt1> Is the name of the first scalable vector register to be transferred, encoded in the "Zt" field.
- <Zt2> Is the name of the second scalable vector register to be transferred, encoded as "Zt" plus 1 modulo 32.
- <Pg> Is the name of the governing scalable predicate register P0-P7, encoded in the "Pg" field.
- <Xn|SP> Is the 64-bit name of the general-purpose base register or stack pointer, encoded in the "Rn" field.
- <Xm> Is the 64-bit name of the general-purpose offset register, encoded in the "Rm" field.

Operation

```
CheckSVEEnabled();
constant integer VL = CurrentVL;
constant integer PL = VL DIV 8;
constant integer elements = VL DIV esize;
bits(64) base;
constant bits(PL) mask = P[g, PL];
bits(64) offset;
bits(64) addr;
constant integer mbytes = esize DIV 8;
array [0..1] of bits(VL) values;
constant boolean contiguous = TRUE;
constant boolean nontemporal = FALSE;
constant boolean tagchecked = TRUE;
constant AccessDescriptor accdesc = CreateAccDescSVE(MemOp\_LOAD, nontemporal, contiguous,
                                                    tagchecked);

if !AnyActiveElement(mask, esize) then
    if n == 31 && ConstrainUnpredictableBool(Unpredictable\_CHECKSPNONEACTIVE) then
        CheckSPAlignment();
    else
        if n == 31 then CheckSPAlignment();

base = if n == 31 then SP[64] else X[n, 64];
offset = X[m, 64];
addr = AddressAdd(base, UInt(offset) * mbytes, accdesc);

for e = 0 to elements-1
    for r = 0 to nreg-1
        if ActivePredicateElement(mask, e, esize) then
            Elem[values[r], e, esize] = Mem[addr, mbytes, accdesc];
        else
            Elem[values[r], e, esize] = Zeros(esize);
            addr = AddressIncrement(addr, mbytes, accdesc);

for r = 0 to nreg-1
    Z[(t+r) MOD 32, VL] = values[r];
```

Operational information

If PSTATE.DIT is 1, the timing of this instruction is insensitive to the value of the data being loaded or stored when its governing predicate register contains the same value for each execution.

Internal version only: aarchmrs v2025-03_rel, pseudocode v2025-03_rel ; Build timestamp: 2025-03-21T17:41

Copyright © 2010-2025 Arm Limited or its affiliates. All rights reserved. This document is Non-Confidential.

LD2H (scalar plus immediate)

Contiguous load two-halfword structures to two vectors (immediate index)

Contiguous load two-halfword structures, each to the same element number in two vector registers from the memory address generated by a 64-bit scalar base and an immediate index which is a multiple of 2 in the range -16 to 14 that is multiplied by the vector's in-memory size, irrespective of predication, Each predicate element applies to the same element number in each of the two vector registers, or equivalently to the two consecutive halfwords in memory which make up each structure. Inactive elements will not cause a read from Device memory or signal a fault, and the corresponding element is set to zero in each of the two destination vector registers.

SVE (FEAT_SVE || FEAT_SME)

31	30	29	28	27	26	25	24	23	22	21	20	19	18	17	16	15	14	13	12	11	10	9	8	7	6	5	4	3	2	1	0
1	0	1	0	0	1	0	0	1	0	1	0	imm4				1	1	1	Pg			Rn				Zt					
msz												opc																			

Encoding

LD2H { <Zt1>.H, <Zt2>.H }, <Pg>/Z, [<Xn|SP>{, #<imm>, MUL VL}]

Decode for this encoding

```
if !IsFeatureImplemented(FEAT_SVE) && !IsFeatureImplemented(FEAT_SME) then
    EndOfDecode(Decode_UNDEF);
constant integer t = UInt(Zt);
constant integer n = UInt(Rn);
constant integer g = UInt(Pg);
constant integer esize = 16;
constant integer offset = SInt(imm4);
constant integer nreg = 2;
```

Assembler Symbols

- <Zt1> Is the name of the first scalable vector register to be transferred, encoded in the "Zt" field.
- <Zt2> Is the name of the second scalable vector register to be transferred, encoded as "Zt" plus 1 modulo 32.
- <Pg> Is the name of the governing scalable predicate register P0-P7, encoded in the "Pg" field.
- <Xn|SP> Is the 64-bit name of the general-purpose base register or stack pointer, encoded in the "Rn" field.
- <imm> Is the optional signed immediate vector offset, a multiple of 2 in the range -16 to 14, defaulting to 0, encoded in the "imm4" field.

Operation

```
CheckSVEEnabled();
constant integer VL = CurrentVL;
constant integer PL = VL DIV 8;
constant integer elements = VL DIV esize;
bits(64) base;
constant bits(PL) mask = P[g, PL];
bits(64) addr;
constant integer mbytes = esize DIV 8;
array [0..1] of bits(VL) values;
constant boolean contiguous = TRUE;
constant boolean nontemporal = FALSE;
constant boolean tagchecked = n != 31;
constant AccessDescriptor accdesc = CreateAccDescSVE(MemOp\_LOAD, nontemporal, contiguous,
                                                    tagchecked);

if !AnyActiveElement(mask, esize) then
    if n == 31 && ConstrainUnpredictableBool(Unpredictable\_CHECKSPNONEACTIVE) then
        CheckSPAlignment();
    else
        if n == 31 then CheckSPAlignment();

base = if n == 31 then SP[64] else X[n, 64];
addr = AddressAdd(base, offset * elements * nreg * mbytes, accdesc);

for e = 0 to elements-1
    for r = 0 to nreg-1
        if ActivePredicateElement(mask, e, esize) then
            Elem[values[r], e, esize] = Mem[addr, mbytes, accdesc];
        else
            Elem[values[r], e, esize] = Zeros(esize);
            addr = AddressIncrement(addr, mbytes, accdesc);

for r = 0 to nreg-1
    Z[(t+r) MOD 32, VL] = values[r];
```

Operational information

If PSTATE.DIT is 1, the timing of this instruction is insensitive to the value of the data being loaded or stored when its governing predicate register contains the same value for each execution.

Internal version only: aarchmrs v2025-03_rel, pseudocode v2025-03_rel ; Build timestamp: 2025-03-21T17:41

Copyright © 2010-2025 Arm Limited or its affiliates. All rights reserved. This document is Non-Confidential.

LD2H (scalar plus scalar)

Contiguous load two-halfword structures to two vectors (scalar index)

Contiguous load two-halfword structures, each to the same element number in two vector registers from the memory address generated by a 64-bit scalar base and a 64-bit scalar index register scaled by the element size (LSL option) and added to the base address. After each structure access the index value is incremented by two. The index register is not updated by the instruction.

Each predicate element applies to the same element number in each of the two vector registers, or equivalently to the two consecutive halfwords in memory which make up each structure. Inactive elements will not cause a read from Device memory or signal a fault, and the corresponding element is set to zero in each of the two destination vector registers.

SVE (FEAT_SVE || FEAT_SME)

31	30	29	28	27	26	25	24	23	22	21	20	19	18	17	16	15	14	13	12	11	10	9	8	7	6	5	4	3	2	1	0
1	0	1	0	0	1	0	0	1	0	1	!= 11111					1	1	0	Pg			Rn				Zt					
msz						opc		Rm																							

Encoding

LD2H { <Zt1>.H, <Zt2>.H }, <Pg>/Z, [<Xn|SP>, <Xm>, LSL #1]

Decode for this encoding

```
if !IsFeatureImplemented(FEAT_SVE) && !IsFeatureImplemented(FEAT_SME) then
    EndOfDecode(Decode_UNDEF);
if Rm == '11111' then EndOfDecode(Decode_UNDEF);
constant integer t = UInt(Zt);
constant integer n = UInt(Rn);
constant integer m = UInt(Rm);
constant integer g = UInt(Pg);
constant integer esize = 16;
constant integer nreg = 2;
```

Assembler Symbols

- <Zt1> Is the name of the first scalable vector register to be transferred, encoded in the "Zt" field.
- <Zt2> Is the name of the second scalable vector register to be transferred, encoded as "Zt" plus 1 modulo 32.
- <Pg> Is the name of the governing scalable predicate register P0-P7, encoded in the "Pg" field.
- <Xn|SP> Is the 64-bit name of the general-purpose base register or stack pointer, encoded in the "Rn" field.
- <Xm> Is the 64-bit name of the general-purpose offset register, encoded in the "Rm" field.

Operation

```
CheckSVEEnabled();
constant integer VL = CurrentVL;
constant integer PL = VL DIV 8;
constant integer elements = VL DIV esize;
bits(64) base;
constant bits(PL) mask = P[g, PL];
bits(64) offset;
bits(64) addr;
constant integer mbytes = esize DIV 8;
array [0..1] of bits(VL) values;
constant boolean contiguous = TRUE;
constant boolean nontemporal = FALSE;
constant boolean tagchecked = TRUE;
constant AccessDescriptor accdesc = CreateAccDescSVE(MemOp\_LOAD, nontemporal, contiguous,
                                                    tagchecked);

if !AnyActiveElement(mask, esize) then
    if n == 31 && ConstrainUnpredictableBool(Unpredictable\_CHECKSPNONEACTIVE) then
        CheckSPAlignment();
    else
        if n == 31 then CheckSPAlignment();

base = if n == 31 then SP[64] else X[n, 64];
offset = X[m, 64];
addr = AddressAdd(base, UInt(offset) * mbytes, accdesc);

for e = 0 to elements-1
    for r = 0 to nreg-1
        if ActivePredicateElement(mask, e, esize) then
            Elem[values[r], e, esize] = Mem[addr, mbytes, accdesc];
        else
            Elem[values[r], e, esize] = Zeros(esize);
            addr = AddressIncrement(addr, mbytes, accdesc);

for r = 0 to nreg-1
    Z[(t+r) MOD 32, VL] = values[r];
```

Operational information

If PSTATE.DIT is 1, the timing of this instruction is insensitive to the value of the data being loaded or stored when its governing predicate register contains the same value for each execution.

Internal version only: aarchmrs v2025-03_rel, pseudocode v2025-03_rel ; Build timestamp: 2025-03-21T17:41

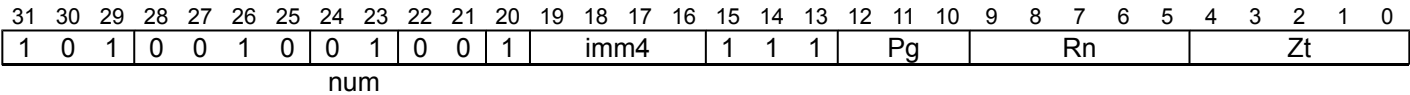
Copyright © 2010-2025 Arm Limited or its affiliates. All rights reserved. This document is Non-Confidential.

LD2Q (scalar plus immediate)

Contiguous load two-quadword structures to two vectors (immediate index)

Contiguous load two-quadword structures, each to the same element number in two vector registers from the memory address generated by a 64-bit scalar base and an immediate index which is a multiple of 2 in the range -16 to 14 that is multiplied by the vector's in-memory size, irrespective of predication, Each predicate element applies to the same element number in each of the two vector registers, or equivalently to the two consecutive quadwords in memory which make up each structure. Inactive elements will not cause a read from Device memory or signal a fault, and the corresponding element is set to zero in each of the two destination vector registers.

SVE2
(FEAT_SVE2p1 || FEAT_SME2p1)



Encoding

LD2Q { <Zt1>.Q, <Zt2>.Q }, <Pg>/Z, [<Xn|SP>{, #<imm>, MUL VL}]

Decode for this encoding

```
if !IsFeatureImplemented(FEAT_SVE2p1) && !IsFeatureImplemented(FEAT_SME2p1) then
    EndOfDecode(Decode_UNDEF);
constant integer t = UInt(Zt);
constant integer n = UInt(Rn);
constant integer g = UInt(Pg);
constant integer esize = 128;
constant integer offset = SInt(imm4);
constant integer nreg = 2;
```

Assembler Symbols

- <Zt1> Is the name of the first scalable vector register to be transferred, encoded in the "Zt" field.
- <Zt2> Is the name of the second scalable vector register to be transferred, encoded as "Zt" plus 1 modulo 32.
- <Pg> Is the name of the governing scalable predicate register P0-P7, encoded in the "Pg" field.
- <Xn|SP> Is the 64-bit name of the general-purpose base register or stack pointer, encoded in the "Rn" field.
- <imm> Is the optional signed immediate vector offset, a multiple of 2 in the range -16 to 14, defaulting to 0, encoded in the "imm4" field.

Operation

```
CheckSVEEnabled();
constant integer VL = CurrentVL;
constant integer PL = VL DIV 8;
constant integer elements = VL DIV esize;
bits(64) base;
constant bits(PL) mask = P[g, PL];
bits(64) addr;
constant integer mbytes = esize DIV 8;
array [0..1] of bits(VL) values;
constant boolean contiguous = TRUE;
constant boolean nontemporal = FALSE;
constant boolean tagchecked = n != 31;
constant AccessDescriptor accdesc = CreateAccDescSVE(MemOp\_LOAD, nontemporal, contiguous,
                                                    tagchecked);

if !AnyActiveElement(mask, esize) then
    if n == 31 && ConstrainUnpredictableBool(Unpredictable\_CHECKSPNONEACTIVE) then
        CheckSPAlignment();
    else
        if n == 31 then CheckSPAlignment();

base = if n == 31 then SP[64] else X[n, 64];
addr = AddressAdd(base, offset * elements * nreg * mbytes, accdesc);

for e = 0 to elements-1
    for r = 0 to nreg-1
        if ActivePredicateElement(mask, e, esize) then
            Elem[values[r], e, esize] = Mem[addr, mbytes, accdesc];
        else
            Elem[values[r], e, esize] = Zeros(esize);
            addr = AddressIncrement(addr, mbytes, accdesc);

for r = 0 to nreg-1
    Z[(t+r) MOD 32, VL] = values[r];
```

Operational information

If PSTATE.DIT is 1, the timing of this instruction is insensitive to the value of the data being loaded or stored when its governing predicate register contains the same value for each execution.

Internal version only: aarchmrs v2025-03_rel, pseudocode v2025-03_rel ; Build timestamp: 2025-03-21T17:41

Copyright © 2010-2025 Arm Limited or its affiliates. All rights reserved. This document is Non-Confidential.

LD2Q (scalar plus scalar)

Contiguous load two-quadword structures to two vectors (scalar index)

Contiguous load two-quadword structures, each to the same element number in two vector registers from the memory address generated by a 64-bit scalar base and a 64-bit scalar index register scaled by the element size (LSL option) and added to the base address. After each structure access the index value is incremented by two. The index register is not updated by the instruction.

Each predicate element applies to the same element number in each of the two vector registers, or equivalently to the two consecutive quadwords in memory which make up each structure. Inactive elements will not cause a read from Device memory or signal a fault, and the corresponding element is set to zero in each of the two destination vector registers.

SVE2 (FEAT_SVE2p1 || FEAT_SME2p1)

31	30	29	28	27	26	25	24	23	22	21	20	19	18	17	16	15	14	13	12	11	10	9	8	7	6	5	4	3	2	1	0
1	0	1	0	0	1	0	0	1	0	1	!= 11111				1	0	0	Pg				Rn				Zt					
num												Rm																			

Encoding

LD2Q { <Zt1>.Q, <Zt2>.Q }, <Pg>/Z, [<Xn|SP>, <Xm>, LSL #4]

Decode for this encoding

```
if !IsFeatureImplemented(FEAT_SVE2p1) && !IsFeatureImplemented(FEAT_SME2p1) then
    EndOfDecode(Decode_UNDEF);
if Rm == '11111' then EndOfDecode(Decode_UNDEF);
constant integer t = UInt(Zt);
constant integer n = UInt(Rn);
constant integer m = UInt(Rm);
constant integer g = UInt(Pg);
constant integer esize = 128;
constant integer nreg = 2;
```

Assembler Symbols

- <Zt1> Is the name of the first scalable vector register to be transferred, encoded in the "Zt" field.
- <Zt2> Is the name of the second scalable vector register to be transferred, encoded as "Zt" plus 1 modulo 32.
- <Pg> Is the name of the governing scalable predicate register P0-P7, encoded in the "Pg" field.
- <Xn|SP> Is the 64-bit name of the general-purpose base register or stack pointer, encoded in the "Rn" field.
- <Xm> Is the 64-bit name of the general-purpose offset register, encoded in the "Rm" field.

Operation

```
CheckSVEEnabled();
constant integer VL = CurrentVL;
constant integer PL = VL DIV 8;
constant integer elements = VL DIV esize;
bits(64) base;
constant bits(PL) mask = P[g, PL];
bits(64) offset;
bits(64) addr;
constant integer mbytes = esize DIV 8;
array [0..1] of bits(VL) values;
constant boolean contiguous = TRUE;
constant boolean nontemporal = FALSE;
constant boolean tagchecked = TRUE;
constant AccessDescriptor accdesc = CreateAccDescSVE(MemOp\_LOAD, nontemporal, contiguous,
                                                    tagchecked);

if !AnyActiveElement(mask, esize) then
    if n == 31 && ConstrainUnpredictableBool(Unpredictable\_CHECKSPNONEACTIVE) then
        CheckSPAlignment();
    else
        if n == 31 then CheckSPAlignment();

base = if n == 31 then SP[64] else X[n, 64];
offset = X[m, 64];
addr = AddressAdd(base, UInt(offset) * mbytes, accdesc);

for e = 0 to elements-1
    for r = 0 to nreg-1
        if ActivePredicateElement(mask, e, esize) then
            Elem[values[r], e, esize] = Mem[addr, mbytes, accdesc];
        else
            Elem[values[r], e, esize] = Zeros(esize);
            addr = AddressIncrement(addr, mbytes, accdesc);

for r = 0 to nreg-1
    Z[(t+r) MOD 32, VL] = values[r];
```

Operational information

If PSTATE.DIT is 1, the timing of this instruction is insensitive to the value of the data being loaded or stored when its governing predicate register contains the same value for each execution.

Internal version only: aarchmrs v2025-03_rel, pseudocode v2025-03_rel ; Build timestamp: 2025-03-21T17:41

Copyright © 2010-2025 Arm Limited or its affiliates. All rights reserved. This document is Non-Confidential.

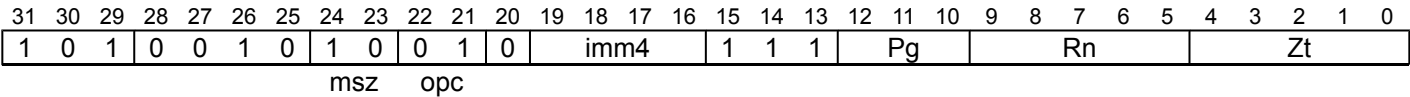
LD2W (scalar plus immediate)

Contiguous load two-word structures to two vectors (immediate index)

Contiguous load two-word structures, each to the same element number in two vector registers from the memory address generated by a 64-bit scalar base and an immediate index which is a multiple of 2 in the range -16 to 14 that is multiplied by the vector's in-memory size, irrespective of predication,

Each predicate element applies to the same element number in each of the two vector registers, or equivalently to the two consecutive words in memory which make up each structure. Inactive elements will not cause a read from Device memory or signal a fault, and the corresponding element is set to zero in each of the two destination vector registers.

SVE
(FEAT_SVE || FEAT_SME)



Encoding

```
LD2W { <Zt1>.S, <Zt2>.S }, <Pg>/Z, [<Xn|SP>{, #<imm>, MUL VL}]
```

Decode for this encoding

```
if !IsFeatureImplemented(FEAT_SVE) && !IsFeatureImplemented(FEAT_SME) then
    EndOfDecode(Decode_UNDEF);
constant integer t = UInt(Zt);
constant integer n = UInt(Rn);
constant integer g = UInt(Pg);
constant integer esize = 32;
constant integer offset = SInt(imm4);
constant integer nreg = 2;
```

Assembler Symbols

- <Zt1> Is the name of the first scalable vector register to be transferred, encoded in the "Zt" field.
- <Zt2> Is the name of the second scalable vector register to be transferred, encoded as "Zt" plus 1 modulo 32.
- <Pg> Is the name of the governing scalable predicate register P0-P7, encoded in the "Pg" field.
- <Xn|SP> Is the 64-bit name of the general-purpose base register or stack pointer, encoded in the "Rn" field.
- <imm> Is the optional signed immediate vector offset, a multiple of 2 in the range -16 to 14, defaulting to 0, encoded in the "imm4" field.

Operation

```
CheckSVEEnabled();
constant integer VL = CurrentVL;
constant integer PL = VL DIV 8;
constant integer elements = VL DIV esize;
bits(64) base;
constant bits(PL) mask = P[g, PL];
bits(64) addr;
constant integer mbytes = esize DIV 8;
array [0..1] of bits(VL) values;
constant boolean contiguous = TRUE;
constant boolean nontemporal = FALSE;
constant boolean tagchecked = n != 31;
constant AccessDescriptor accdesc = CreateAccDescSVE(MemOp\_LOAD, nontemporal, contiguous,
                                                    tagchecked);

if !AnyActiveElement(mask, esize) then
    if n == 31 && ConstrainUnpredictableBool(Unpredictable\_CHECKSPNONEACTIVE) then
        CheckSPAlignment();
else
    if n == 31 then CheckSPAlignment();

base = if n == 31 then SP[64] else X[n, 64];
addr = AddressAdd(base, offset * elements * nreg * mbytes, accdesc);

for e = 0 to elements-1
    for r = 0 to nreg-1
        if ActivePredicateElement(mask, e, esize) then
            Elem[values[r], e, esize] = Mem[addr, mbytes, accdesc];
        else
            Elem[values[r], e, esize] = Zeros(esize);
            addr = AddressIncrement(addr, mbytes, accdesc);

for r = 0 to nreg-1
    Z[(t+r) MOD 32, VL] = values[r];
```

Operational information

If PSTATE.DIT is 1, the timing of this instruction is insensitive to the value of the data being loaded or stored when its governing predicate register contains the same value for each execution.

Internal version only: aarchmrs v2025-03_rel, pseudocode v2025-03_rel ; Build timestamp: 2025-03-21T17:41

Copyright © 2010-2025 Arm Limited or its affiliates. All rights reserved. This document is Non-Confidential.

LD2W (scalar plus scalar)

Contiguous load two-word structures to two vectors (scalar index)

Contiguous load two-word structures, each to the same element number in two vector registers from the memory address generated by a 64-bit scalar base and a 64-bit scalar index register scaled by the element size (LSL option) and added to the base address. After each structure access the index value is incremented by two. The index register is not updated by the instruction.

Each predicate element applies to the same element number in each of the two vector registers, or equivalently to the two consecutive words in memory which make up each structure. Inactive elements will not cause a read from Device memory or signal a fault, and the corresponding element is set to zero in each of the two destination vector registers.

SVE (FEAT_SVE || FEAT_SME)

31	30	29	28	27	26	25	24	23	22	21	20	19	18	17	16	15	14	13	12	11	10	9	8	7	6	5	4	3	2	1	0
1	0	1	0	0	1	0	1	0	0	1	!= 11111					1	1	0	Pg			Rn				Zt					
msz						opc		Rm																							

Encoding

LD2W { <Zt1>.S, <Zt2>.S }, <Pg>/Z, [<Xn|SP>, <Xm>, LSL #2]

Decode for this encoding

```
if !IsFeatureImplemented(FEAT_SVE) && !IsFeatureImplemented(FEAT_SME) then
    EndOfDecode(Decode_UNDEF);
if Rm == '11111' then EndOfDecode(Decode_UNDEF);
constant integer t = UInt(Zt);
constant integer n = UInt(Rn);
constant integer m = UInt(Rm);
constant integer g = UInt(Pg);
constant integer esize = 32;
constant integer nreg = 2;
```

Assembler Symbols

- <Zt1> Is the name of the first scalable vector register to be transferred, encoded in the "Zt" field.
- <Zt2> Is the name of the second scalable vector register to be transferred, encoded as "Zt" plus 1 modulo 32.
- <Pg> Is the name of the governing scalable predicate register P0-P7, encoded in the "Pg" field.
- <Xn|SP> Is the 64-bit name of the general-purpose base register or stack pointer, encoded in the "Rn" field.
- <Xm> Is the 64-bit name of the general-purpose offset register, encoded in the "Rm" field.

Operation

```
CheckSVEEnabled();
constant integer VL = CurrentVL;
constant integer PL = VL DIV 8;
constant integer elements = VL DIV esize;
bits(64) base;
constant bits(PL) mask = P[g, PL];
bits(64) offset;
bits(64) addr;
constant integer mbytes = esize DIV 8;
array [0..1] of bits(VL) values;
constant boolean contiguous = TRUE;
constant boolean nontemporal = FALSE;
constant boolean tagchecked = TRUE;
constant AccessDescriptor accdesc = CreateAccDescSVE(MemOp\_LOAD, nontemporal, contiguous,
                                                    tagchecked);

if !AnyActiveElement(mask, esize) then
    if n == 31 && ConstrainUnpredictableBool(Unpredictable\_CHECKSPNONEACTIVE) then
        CheckSPAlignment();
    else
        if n == 31 then CheckSPAlignment();

base = if n == 31 then SP[64] else X[n, 64];
offset = X[m, 64];
addr = AddressAdd(base, UInt(offset) * mbytes, accdesc);

for e = 0 to elements-1
    for r = 0 to nreg-1
        if ActivePredicateElement(mask, e, esize) then
            Elem[values[r], e, esize] = Mem[addr, mbytes, accdesc];
        else
            Elem[values[r], e, esize] = Zeros(esize);
            addr = AddressIncrement(addr, mbytes, accdesc);

for r = 0 to nreg-1
    Z[(t+r) MOD 32, VL] = values[r];
```

Operational information

If PSTATE.DIT is 1, the timing of this instruction is insensitive to the value of the data being loaded or stored when its governing predicate register contains the same value for each execution.

Internal version only: aarchmrs v2025-03_rel, pseudocode v2025-03_rel ; Build timestamp: 2025-03-21T17:41

Copyright © 2010-2025 Arm Limited or its affiliates. All rights reserved. This document is Non-Confidential.

LD3B (scalar plus immediate)

Contiguous load three-byte structures to three vectors (immediate index)

Contiguous load three-byte structures, each to the same element number in three vector registers from the memory address generated by a 64-bit scalar base and an immediate index which is a multiple of 3 in the range -24 to 21 that is multiplied by the vector's in-memory size, irrespective of predication,

Each predicate element applies to the same element number in each of the three vector registers, or equivalently to the three consecutive bytes in memory which make up each structure. Inactive elements will not cause a read from Device memory or signal a fault, and the corresponding element is set to zero in each of the three destination vector registers.

SVE (FEAT_SVE || FEAT_SME)

31	30	29	28	27	26	25	24	23	22	21	20	19	18	17	16	15	14	13	12	11	10	9	8	7	6	5	4	3	2	1	0
1	0	1	0	0	1	0	0	0	1	0	0	imm4				1	1	1	Pg			Rn				Zt					
msz												opc																			

Encoding

LD3B { <Zt1>.B, <Zt2>.B, <Zt3>.B }, <Pg>/Z, [<Xn|SP>{, #<imm>, MUL VL}]

Decode for this encoding

```
if !IsFeatureImplemented(FEAT_SVE) && !IsFeatureImplemented(FEAT_SME) then
    EndOfDecode(Decode_UNDEF);
constant integer t = UInt(Zt);
constant integer n = UInt(Rn);
constant integer g = UInt(Pg);
constant integer esize = 8;
constant integer offset = SInt(imm4);
constant integer nreg = 3;
```

Assembler Symbols

- <Zt1> Is the name of the first scalable vector register to be transferred, encoded in the "Zt" field.
- <Zt2> Is the name of the second scalable vector register to be transferred, encoded as "Zt" plus 1 modulo 32.
- <Zt3> Is the name of the third scalable vector register to be transferred, encoded as "Zt" plus 2 modulo 32.
- <Pg> Is the name of the governing scalable predicate register P0-P7, encoded in the "Pg" field.
- <Xn|SP> Is the 64-bit name of the general-purpose base register or stack pointer, encoded in the "Rn" field.
- <imm> Is the optional signed immediate vector offset, a multiple of 3 in the range -24 to 21, defaulting to 0, encoded in the "imm4" field.

Operation

```
CheckSVEEnabled();
constant integer VL = CurrentVL;
constant integer PL = VL DIV 8;
constant integer elements = VL DIV esize;
bits(64) base;
constant bits(PL) mask = P[g, PL];
bits(64) addr;
constant integer mbytes = esize DIV 8;
array [0..2] of bits(VL) values;
constant boolean contiguous = TRUE;
constant boolean nontemporal = FALSE;
constant boolean tagchecked = n != 31;
constant AccessDescriptor accdesc = CreateAccDescSVE(MemOp\_LOAD, nontemporal, contiguous,
                                                    tagchecked);

if !AnyActiveElement(mask, esize) then
    if n == 31 && ConstrainUnpredictableBool(Unpredictable\_CHECKSPNONEACTIVE) then
        CheckSPAlignment();
else
    if n == 31 then CheckSPAlignment();

base = if n == 31 then SP[64] else X[n, 64];
addr = AddressAdd(base, offset * elements * nreg * mbytes, accdesc);

for e = 0 to elements-1
    for r = 0 to nreg-1
        if ActivePredicateElement(mask, e, esize) then
            Elem[values[r], e, esize] = Mem[addr, mbytes, accdesc];
        else
            Elem[values[r], e, esize] = Zeros(esize);
            addr = AddressIncrement(addr, mbytes, accdesc);

for r = 0 to nreg-1
    Z[(t+r) MOD 32, VL] = values[r];
```

Operational information

If PSTATE.DIT is 1, the timing of this instruction is insensitive to the value of the data being loaded or stored when its governing predicate register contains the same value for each execution.

Internal version only: aarchmrs v2025-03_rel, pseudocode v2025-03_rel ; Build timestamp: 2025-03-21T17:41

Copyright © 2010-2025 Arm Limited or its affiliates. All rights reserved. This document is Non-Confidential.

LD3B (scalar plus scalar)

Contiguous load three-byte structures to three vectors (scalar index)

Contiguous load three-byte structures, each to the same element number in three vector registers from the memory address generated by a 64-bit scalar base and a 64-bit scalar index register and added to the base address. After each structure access the index value is incremented by three. The index register is not updated by the instruction.

Each predicate element applies to the same element number in each of the three vector registers, or equivalently to the three consecutive bytes in memory which make up each structure. Inactive elements will not cause a read from Device memory or signal a fault, and the corresponding element is set to zero in each of the three destination vector registers.

SVE (FEAT_SVE || FEAT_SME)

31	30	29	28	27	26	25	24	23	22	21	20	19	18	17	16	15	14	13	12	11	10	9	8	7	6	5	4	3	2	1	0
1	0	1	0	0	1	0	0	0	1	0	!= 11111				1	1	0	Pg			Rn				Zt						
msz						opc		Rm																							

Encoding

LD3B { <Zt1>.B, <Zt2>.B, <Zt3>.B }, <Pg>/Z, [<Xn|SP>, <Xm>]

Decode for this encoding

```
if !IsFeatureImplemented(FEAT_SVE) && !IsFeatureImplemented(FEAT_SME) then
    EndOfDecode(Decode_UNDEF);
if Rm == '11111' then EndOfDecode(Decode_UNDEF);
constant integer t = UInt(Zt);
constant integer n = UInt(Rn);
constant integer m = UInt(Rm);
constant integer g = UInt(Pg);
constant integer esize = 8;
constant integer nreg = 3;
```

Assembler Symbols

- <Zt1> Is the name of the first scalable vector register to be transferred, encoded in the "Zt" field.
- <Zt2> Is the name of the second scalable vector register to be transferred, encoded as "Zt" plus 1 modulo 32.
- <Zt3> Is the name of the third scalable vector register to be transferred, encoded as "Zt" plus 2 modulo 32.
- <Pg> Is the name of the governing scalable predicate register P0-P7, encoded in the "Pg" field.
- <Xn|SP> Is the 64-bit name of the general-purpose base register or stack pointer, encoded in the "Rn" field.
- <Xm> Is the 64-bit name of the general-purpose offset register, encoded in the "Rm" field.

Operation

```
CheckSVEEnabled();
constant integer VL = CurrentVL;
constant integer PL = VL DIV 8;
constant integer elements = VL DIV esize;
bits(64) base;
constant bits(PL) mask = P[g, PL];
bits(64) offset;
bits(64) addr;
constant integer mbytes = esize DIV 8;
array [0..2] of bits(VL) values;
constant boolean contiguous = TRUE;
constant boolean nontemporal = FALSE;
constant boolean tagchecked = TRUE;
constant AccessDescriptor accdesc = CreateAccDescSVE(MemOp\_LOAD, nontemporal, contiguous,
                                                    tagchecked);

if !AnyActiveElement(mask, esize) then
    if n == 31 && ConstrainUnpredictableBool(Unpredictable\_CHECKSPNONEACTIVE) then
        CheckSPAlignment();
    else
        if n == 31 then CheckSPAlignment();

base = if n == 31 then SP[64] else X[n, 64];
offset = X[m, 64];
addr = AddressAdd(base, UInt(offset) * mbytes, accdesc);

for e = 0 to elements-1
    for r = 0 to nreg-1
        if ActivePredicateElement(mask, e, esize) then
            Elem[values[r], e, esize] = Mem[addr, mbytes, accdesc];
        else
            Elem[values[r], e, esize] = Zeros(esize);
            addr = AddressIncrement(addr, mbytes, accdesc);

for r = 0 to nreg-1
    Z[(t+r) MOD 32, VL] = values[r];
```

Operational information

If PSTATE.DIT is 1, the timing of this instruction is insensitive to the value of the data being loaded or stored when its governing predicate register contains the same value for each execution.

Internal version only: aarchmrs v2025-03_rel, pseudocode v2025-03_rel ; Build timestamp: 2025-03-21T17:41

Copyright © 2010-2025 Arm Limited or its affiliates. All rights reserved. This document is Non-Confidential.

LD3D (scalar plus immediate)

Contiguous load three-doubleword structures to three vectors (immediate index)

Contiguous load three-doubleword structures, each to the same element number in three vector registers from the memory address generated by a 64-bit scalar base and an immediate index which is a multiple of 3 in the range -24 to 21 that is multiplied by the vector's in-memory size, irrespective of predication,

Each predicate element applies to the same element number in each of the three vector registers, or equivalently to the three consecutive doublewords in memory which make up each structure. Inactive elements will not cause a read from Device memory or signal a fault, and the corresponding element is set to zero in each of the three destination vector registers.

SVE (FEAT_SVE || FEAT_SME)

31	30	29	28	27	26	25	24	23	22	21	20	19	18	17	16	15	14	13	12	11	10	9	8	7	6	5	4	3	2	1	0													
1		0		1		0		0		1		1		1		0		0		imm4				1			1			1			Pg				Rn				Zt			
msz												opc																																

Encoding

LD3D { <Zt1>.D, <Zt2>.D, <Zt3>.D }, <Pg>/Z, [<Xn|SP>{, #<imm>, MUL VL}]

Decode for this encoding

```
if !IsFeatureImplemented(FEAT_SVE) && !IsFeatureImplemented(FEAT_SME) then
    EndOfDecode(Decode_UNDEF);
constant integer t = UInt(Zt);
constant integer n = UInt(Rn);
constant integer g = UInt(Pg);
constant integer esize = 64;
constant integer offset = SInt(imm4);
constant integer nreg = 3;
```

Assembler Symbols

- <Zt1> Is the name of the first scalable vector register to be transferred, encoded in the "Zt" field.
- <Zt2> Is the name of the second scalable vector register to be transferred, encoded as "Zt" plus 1 modulo 32.
- <Zt3> Is the name of the third scalable vector register to be transferred, encoded as "Zt" plus 2 modulo 32.
- <Pg> Is the name of the governing scalable predicate register P0-P7, encoded in the "Pg" field.
- <Xn|SP> Is the 64-bit name of the general-purpose base register or stack pointer, encoded in the "Rn" field.
- <imm> Is the optional signed immediate vector offset, a multiple of 3 in the range -24 to 21, defaulting to 0, encoded in the "imm4" field.

Operation

```
CheckSVEEnabled();
constant integer VL = CurrentVL;
constant integer PL = VL DIV 8;
constant integer elements = VL DIV esize;
bits(64) base;
constant bits(PL) mask = P[g, PL];
bits(64) addr;
constant integer mbytes = esize DIV 8;
array [0..2] of bits(VL) values;
constant boolean contiguous = TRUE;
constant boolean nontemporal = FALSE;
constant boolean tagchecked = n != 31;
constant AccessDescriptor accdesc = CreateAccDescSVE(MemOp\_LOAD, nontemporal, contiguous,
                                                    tagchecked);

if !AnyActiveElement(mask, esize) then
    if n == 31 && ConstrainUnpredictableBool(Unpredictable\_CHECKSPNONEACTIVE) then
        CheckSPAlignment();
else
    if n == 31 then CheckSPAlignment();

base = if n == 31 then SP[64] else X[n, 64];
addr = AddressAdd(base, offset * elements * nreg * mbytes, accdesc);

for e = 0 to elements-1
    for r = 0 to nreg-1
        if ActivePredicateElement(mask, e, esize) then
            Elem[values[r], e, esize] = Mem[addr, mbytes, accdesc];
        else
            Elem[values[r], e, esize] = Zeros(esize);
            addr = AddressIncrement(addr, mbytes, accdesc);

for r = 0 to nreg-1
    Z[(t+r) MOD 32, VL] = values[r];
```

Operational information

If PSTATE.DIT is 1, the timing of this instruction is insensitive to the value of the data being loaded or stored when its governing predicate register contains the same value for each execution.

Internal version only: aarchmrs v2025-03_rel, pseudocode v2025-03_rel ; Build timestamp: 2025-03-21T17:41

Copyright © 2010-2025 Arm Limited or its affiliates. All rights reserved. This document is Non-Confidential.

LD3D (scalar plus scalar)

Contiguous load three-doubleword structures to three vectors (scalar index)

Contiguous load three-doubleword structures, each to the same element number in three vector registers from the memory address generated by a 64-bit scalar base and a 64-bit scalar index register scaled by the element size (LSL option) and added to the base address. After each structure access the index value is incremented by three. The index register is not updated by the instruction.

Each predicate element applies to the same element number in each of the three vector registers, or equivalently to the three consecutive doublewords in memory which make up each structure. Inactive elements will not cause a read from Device memory or signal a fault, and the corresponding element is set to zero in each of the three destination vector registers.

SVE
(FEAT_SVE || FEAT_SME)

31	30	29	28	27	26	25	24	23	22	21	20	19	18	17	16	15	14	13	12	11	10	9	8	7	6	5	4	3	2	1	0
1	0	1	0	0	1	0	1	1	1	0	!= 11111				1	1	0	Pg			Rn				Zt						
msz						opc		Rm																							

Encoding

LD3D { <Zt1>.D, <Zt2>.D, <Zt3>.D }, <Pg>/Z, [<Xn|SP>, <Xm>, LSL #3]

Decode for this encoding

```
if !IsFeatureImplemented(FEAT_SVE) && !IsFeatureImplemented(FEAT_SME) then
    EndOfDecode(Decode_UNDEF);
if Rm == '11111' then EndOfDecode(Decode_UNDEF);
constant integer t = UInt(Zt);
constant integer n = UInt(Rn);
constant integer m = UInt(Rm);
constant integer g = UInt(Pg);
constant integer esize = 64;
constant integer nreg = 3;
```

Assembler Symbols

- <Zt1> Is the name of the first scalable vector register to be transferred, encoded in the "Zt" field.
- <Zt2> Is the name of the second scalable vector register to be transferred, encoded as "Zt" plus 1 modulo 32.
- <Zt3> Is the name of the third scalable vector register to be transferred, encoded as "Zt" plus 2 modulo 32.
- <Pg> Is the name of the governing scalable predicate register P0-P7, encoded in the "Pg" field.
- <Xn|SP> Is the 64-bit name of the general-purpose base register or stack pointer, encoded in the "Rn" field.
- <Xm> Is the 64-bit name of the general-purpose offset register, encoded in the "Rm" field.

Operation

```
CheckSVEEnabled();
constant integer VL = CurrentVL;
constant integer PL = VL DIV 8;
constant integer elements = VL DIV esize;
bits(64) base;
constant bits(PL) mask = P[g, PL];
bits(64) offset;
bits(64) addr;
constant integer mbytes = esize DIV 8;
array [0..2] of bits(VL) values;
constant boolean contiguous = TRUE;
constant boolean nontemporal = FALSE;
constant boolean tagchecked = TRUE;
constant AccessDescriptor accdesc = CreateAccDescSVE(MemOp\_LOAD, nontemporal, contiguous,
                                                    tagchecked);

if !AnyActiveElement(mask, esize) then
    if n == 31 && ConstrainUnpredictableBool(Unpredictable\_CHECKSPNONEACTIVE) then
        CheckSPAlignment();
    else
        if n == 31 then CheckSPAlignment();

base = if n == 31 then SP[64] else X[n, 64];
offset = X[m, 64];
addr = AddressAdd(base, UInt(offset) * mbytes, accdesc);

for e = 0 to elements-1
    for r = 0 to nreg-1
        if ActivePredicateElement(mask, e, esize) then
            Elem[values[r], e, esize] = Mem[addr, mbytes, accdesc];
        else
            Elem[values[r], e, esize] = Zeros(esize);
            addr = AddressIncrement(addr, mbytes, accdesc);

for r = 0 to nreg-1
    Z[(t+r) MOD 32, VL] = values[r];
```

Operational information

If PSTATE.DIT is 1, the timing of this instruction is insensitive to the value of the data being loaded or stored when its governing predicate register contains the same value for each execution.

Internal version only: aarchmrs v2025-03_rel, pseudocode v2025-03_rel ; Build timestamp: 2025-03-21T17:41

Copyright © 2010-2025 Arm Limited or its affiliates. All rights reserved. This document is Non-Confidential.

LD3H (scalar plus immediate)

Contiguous load three-halfword structures to three vectors (immediate index)

Contiguous load three-halfword structures, each to the same element number in three vector registers from the memory address generated by a 64-bit scalar base and an immediate index which is a multiple of 3 in the range -24 to 21 that is multiplied by the vector's in-memory size, irrespective of predication,

Each predicate element applies to the same element number in each of the three vector registers, or equivalently to the three consecutive halfwords in memory which make up each structure. Inactive elements will not cause a read from Device memory or signal a fault, and the corresponding element is set to zero in each of the three destination vector registers.

SVE (FEAT_SVE || FEAT_SME)

31	30	29	28	27	26	25	24	23	22	21	20	19	18	17	16	15	14	13	12	11	10	9	8	7	6	5	4	3	2	1	0								
1		0		1		0		0		1		0		0		imm4				1			1			1			Pg			Rn				Zt			
msz												opc																											

Encoding

LD3H { <Zt1>.H, <Zt2>.H, <Zt3>.H }, <Pg>/Z, [<Xn|SP>{, #<imm>, MUL VL}]

Decode for this encoding

```
if !IsFeatureImplemented(FEAT_SVE) && !IsFeatureImplemented(FEAT_SME) then
    EndOfDecode(Decode_UNDEF);
constant integer t = UInt(Zt);
constant integer n = UInt(Rn);
constant integer g = UInt(Pg);
constant integer esize = 16;
constant integer offset = SInt(imm4);
constant integer nreg = 3;
```

Assembler Symbols

- <Zt1> Is the name of the first scalable vector register to be transferred, encoded in the "Zt" field.
- <Zt2> Is the name of the second scalable vector register to be transferred, encoded as "Zt" plus 1 modulo 32.
- <Zt3> Is the name of the third scalable vector register to be transferred, encoded as "Zt" plus 2 modulo 32.
- <Pg> Is the name of the governing scalable predicate register P0-P7, encoded in the "Pg" field.
- <Xn|SP> Is the 64-bit name of the general-purpose base register or stack pointer, encoded in the "Rn" field.
- <imm> Is the optional signed immediate vector offset, a multiple of 3 in the range -24 to 21, defaulting to 0, encoded in the "imm4" field.

Operation

```
CheckSVEEnabled();
constant integer VL = CurrentVL;
constant integer PL = VL DIV 8;
constant integer elements = VL DIV esize;
bits(64) base;
constant bits(PL) mask = P[g, PL];
bits(64) addr;
constant integer mbytes = esize DIV 8;
array [0..2] of bits(VL) values;
constant boolean contiguous = TRUE;
constant boolean nontemporal = FALSE;
constant boolean tagchecked = n != 31;
constant AccessDescriptor accdesc = CreateAccDescSVE(MemOp\_LOAD, nontemporal, contiguous,
                                                    tagchecked);

if !AnyActiveElement(mask, esize) then
    if n == 31 && ConstrainUnpredictableBool(Unpredictable\_CHECKSPNONEACTIVE) then
        CheckSPAlignment();
else
    if n == 31 then CheckSPAlignment();

base = if n == 31 then SP[64] else X[n, 64];
addr = AddressAdd(base, offset * elements * nreg * mbytes, accdesc);

for e = 0 to elements-1
    for r = 0 to nreg-1
        if ActivePredicateElement(mask, e, esize) then
            Elem[values[r], e, esize] = Mem[addr, mbytes, accdesc];
        else
            Elem[values[r], e, esize] = Zeros(esize);
            addr = AddressIncrement(addr, mbytes, accdesc);

for r = 0 to nreg-1
    Z[(t+r) MOD 32, VL] = values[r];
```

Operational information

If PSTATE.DIT is 1, the timing of this instruction is insensitive to the value of the data being loaded or stored when its governing predicate register contains the same value for each execution.

Internal version only: aarchmrs v2025-03_rel, pseudocode v2025-03_rel ; Build timestamp: 2025-03-21T17:41

Copyright © 2010-2025 Arm Limited or its affiliates. All rights reserved. This document is Non-Confidential.

LD3H (scalar plus scalar)

Contiguous load three-halfword structures to three vectors (scalar index)

Contiguous load three-halfword structures, each to the same element number in three vector registers from the memory address generated by a 64-bit scalar base and a 64-bit scalar index register scaled by the element size (LSL option) and added to the base address. After each structure access the index value is incremented by three. The index register is not updated by the instruction.

Each predicate element applies to the same element number in each of the three vector registers, or equivalently to the three consecutive halfwords in memory which make up each structure. Inactive elements will not cause a read from Device memory or signal a fault, and the corresponding element is set to zero in each of the three destination vector registers.

SVE
(FEAT_SVE || FEAT_SME)

31	30	29	28	27	26	25	24	23	22	21	20	19	18	17	16	15	14	13	12	11	10	9	8	7	6	5	4	3	2	1	0
1	0	1	0	0	1	0	0	1	1	0	!= 11111					1	1	0	Pg			Rn				Zt					
msz							opc		Rm																						

Encoding

LD3H { <Zt1>.H, <Zt2>.H, <Zt3>.H }, <Pg>/Z, [<Xn|SP>, <Xm>, LSL #1]

Decode for this encoding

```
if !IsFeatureImplemented(FEAT_SVE) && !IsFeatureImplemented(FEAT_SME) then
    EndOfDecode(Decode_UNDEF);
if Rm == '11111' then EndOfDecode(Decode_UNDEF);
constant integer t = UInt(Zt);
constant integer n = UInt(Rn);
constant integer m = UInt(Rm);
constant integer g = UInt(Pg);
constant integer esize = 16;
constant integer nreg = 3;
```

Assembler Symbols

- <Zt1> Is the name of the first scalable vector register to be transferred, encoded in the "Zt" field.
- <Zt2> Is the name of the second scalable vector register to be transferred, encoded as "Zt" plus 1 modulo 32.
- <Zt3> Is the name of the third scalable vector register to be transferred, encoded as "Zt" plus 2 modulo 32.
- <Pg> Is the name of the governing scalable predicate register P0-P7, encoded in the "Pg" field.
- <Xn|SP> Is the 64-bit name of the general-purpose base register or stack pointer, encoded in the "Rn" field.
- <Xm> Is the 64-bit name of the general-purpose offset register, encoded in the "Rm" field.

Operation

```
CheckSVEEnabled();
constant integer VL = CurrentVL;
constant integer PL = VL DIV 8;
constant integer elements = VL DIV esize;
bits(64) base;
constant bits(PL) mask = P[g, PL];
bits(64) offset;
bits(64) addr;
constant integer mbytes = esize DIV 8;
array [0..2] of bits(VL) values;
constant boolean contiguous = TRUE;
constant boolean nontemporal = FALSE;
constant boolean tagchecked = TRUE;
constant AccessDescriptor accdesc = CreateAccDescSVE(MemOp\_LOAD, nontemporal, contiguous,
                                                    tagchecked);

if !AnyActiveElement(mask, esize) then
    if n == 31 && ConstrainUnpredictableBool(Unpredictable\_CHECKSPNONEACTIVE) then
        CheckSPAlignment();
    else
        if n == 31 then CheckSPAlignment();

base = if n == 31 then SP[64] else X[n, 64];
offset = X[m, 64];
addr = AddressAdd(base, UInt(offset) * mbytes, accdesc);

for e = 0 to elements-1
    for r = 0 to nreg-1
        if ActivePredicateElement(mask, e, esize) then
            Elem[values[r], e, esize] = Mem[addr, mbytes, accdesc];
        else
            Elem[values[r], e, esize] = Zeros(esize);
            addr = AddressIncrement(addr, mbytes, accdesc);

for r = 0 to nreg-1
    Z[(t+r) MOD 32, VL] = values[r];
```

Operational information

If PSTATE.DIT is 1, the timing of this instruction is insensitive to the value of the data being loaded or stored when its governing predicate register contains the same value for each execution.

Internal version only: aarchmrs v2025-03_rel, pseudocode v2025-03_rel ; Build timestamp: 2025-03-21T17:41

Copyright © 2010-2025 Arm Limited or its affiliates. All rights reserved. This document is Non-Confidential.

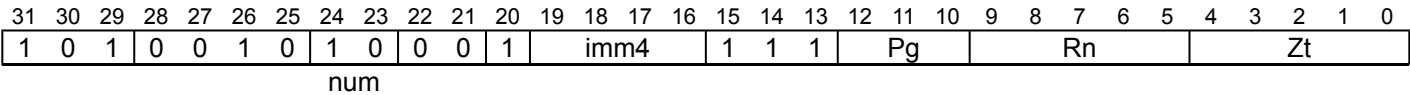
LD3Q (scalar plus immediate)

Contiguous load three-quadword structures to three vectors (immediate index)

Contiguous load three-quadword structures, each to the same element number in three vector registers from the memory address generated by a 64-bit scalar base and an immediate index which is a multiple of 3 in the range -24 to 21 that is multiplied by the vector's in-memory size, irrespective of predication,

Each predicate element applies to the same element number in each of the three vector registers, or equivalently to the three consecutive quadwords in memory which make up each structure. Inactive elements will not cause a read from Device memory or signal a fault, and the corresponding element is set to zero in each of the three destination vector registers.

SVE2 (FEAT_SVE2p1 || FEAT_SME2p1)



Encoding

LD3Q { <Zt1>.Q, <Zt2>.Q, <Zt3>.Q }, <Pg>/Z, [<Xn|SP>{, #<imm>, MUL VL}]

Decode for this encoding

```
if !IsFeatureImplemented(FEAT_SVE2p1) && !IsFeatureImplemented(FEAT_SME2p1) then
    EndOfDecode(Decode_UNDEF);
constant integer t = UInt(Zt);
constant integer n = UInt(Rn);
constant integer g = UInt(Pg);
constant integer esize = 128;
constant integer offset = SInt(imm4);
constant integer nreg = 3;
```

Assembler Symbols

- <Zt1> Is the name of the first scalable vector register to be transferred, encoded in the "Zt" field.
- <Zt2> Is the name of the second scalable vector register to be transferred, encoded as "Zt" plus 1 modulo 32.
- <Zt3> Is the name of the third scalable vector register to be transferred, encoded as "Zt" plus 2 modulo 32.
- <Pg> Is the name of the governing scalable predicate register P0-P7, encoded in the "Pg" field.
- <Xn|SP> Is the 64-bit name of the general-purpose base register or stack pointer, encoded in the "Rn" field.
- <imm> Is the optional signed immediate vector offset, a multiple of 3 in the range -24 to 21, defaulting to 0, encoded in the "imm4" field.

Operation

```
CheckSVEEnabled();
constant integer VL = CurrentVL;
constant integer PL = VL DIV 8;
constant integer elements = VL DIV esize;
bits(64) base;
constant bits(PL) mask = P[g, PL];
bits(64) addr;
constant integer mbytes = esize DIV 8;
array [0..2] of bits(VL) values;
constant boolean contiguous = TRUE;
constant boolean nontemporal = FALSE;
constant boolean tagchecked = n != 31;
constant AccessDescriptor accdesc = CreateAccDescSVE(MemOp\_LOAD, nontemporal, contiguous,
                                                    tagchecked);

if !AnyActiveElement(mask, esize) then
    if n == 31 && ConstrainUnpredictableBool(Unpredictable\_CHECKSPNONEACTIVE) then
        CheckSPAlignment();
    else
        if n == 31 then CheckSPAlignment();

base = if n == 31 then SP[64] else X[n, 64];
addr = AddressAdd(base, offset * elements * nreg * mbytes, accdesc);

for e = 0 to elements-1
    for r = 0 to nreg-1
        if ActivePredicateElement(mask, e, esize) then
            Elem[values[r], e, esize] = Mem[addr, mbytes, accdesc];
        else
            Elem[values[r], e, esize] = Zeros(esize);
            addr = AddressIncrement(addr, mbytes, accdesc);

for r = 0 to nreg-1
    Z[(t+r) MOD 32, VL] = values[r];
```

Operational information

If PSTATE.DIT is 1, the timing of this instruction is insensitive to the value of the data being loaded or stored when its governing predicate register contains the same value for each execution.

Internal version only: aarchmrs v2025-03_rel, pseudocode v2025-03_rel ; Build timestamp: 2025-03-21T17:41

Copyright © 2010-2025 Arm Limited or its affiliates. All rights reserved. This document is Non-Confidential.

LD3Q (scalar plus scalar)

Contiguous load three-quadword structures to three vectors (scalar index)

Contiguous load three-quadword structures, each to the same element number in three vector registers from the memory address generated by a 64-bit scalar base and a 64-bit scalar index register scaled by the element size (LSL option) and added to the base address. After each structure access the index value is incremented by three. The index register is not updated by the instruction.

Each predicate element applies to the same element number in each of the three vector registers, or equivalently to the three consecutive quadwords in memory which make up each structure. Inactive elements will not cause a read from Device memory or signal a fault, and the corresponding element is set to zero in each of the three destination vector registers.

SVE2 (FEAT_SVE2p1 || FEAT_SME2p1)

31	30	29	28	27	26	25	24	23	22	21	20	19	18	17	16	15	14	13	12	11	10	9	8	7	6	5	4	3	2	1	0
1	0	1	0	0	1	0	1	0	0	1	!= 11111				1	0	0	Pg				Rn				Zt					
num												Rm																			

Encoding

LD3Q { <Zt1>.Q, <Zt2>.Q, <Zt3>.Q }, <Pg>/Z, [<Xn|SP>, <Xm>, LSL #4]

Decode for this encoding

```
if !IsFeatureImplemented(FEAT_SVE2p1) && !IsFeatureImplemented(FEAT_SME2p1) then
    EndOfDecode(Decode_UNDEF);
if Rm == '11111' then EndOfDecode(Decode_UNDEF);
constant integer t = UInt(Zt);
constant integer n = UInt(Rn);
constant integer m = UInt(Rm);
constant integer g = UInt(Pg);
constant integer esize = 128;
constant integer nreg = 3;
```

Assembler Symbols

- <Zt1> Is the name of the first scalable vector register to be transferred, encoded in the "Zt" field.
- <Zt2> Is the name of the second scalable vector register to be transferred, encoded as "Zt" plus 1 modulo 32.
- <Zt3> Is the name of the third scalable vector register to be transferred, encoded as "Zt" plus 2 modulo 32.
- <Pg> Is the name of the governing scalable predicate register P0-P7, encoded in the "Pg" field.
- <Xn|SP> Is the 64-bit name of the general-purpose base register or stack pointer, encoded in the "Rn" field.
- <Xm> Is the 64-bit name of the general-purpose offset register, encoded in the "Rm" field.

Operation

```
CheckSVEEnabled();
constant integer VL = CurrentVL;
constant integer PL = VL DIV 8;
constant integer elements = VL DIV esize;
bits(64) base;
constant bits(PL) mask = P[g, PL];
bits(64) offset;
bits(64) addr;
constant integer mbytes = esize DIV 8;
array [0..2] of bits(VL) values;
constant boolean contiguous = TRUE;
constant boolean nontemporal = FALSE;
constant boolean tagchecked = TRUE;
constant AccessDescriptor accdesc = CreateAccDescSVE(MemOp\_LOAD, nontemporal, contiguous,
                                                    tagchecked);

if !AnyActiveElement(mask, esize) then
    if n == 31 && ConstrainUnpredictableBool(Unpredictable\_CHECKSPNONEACTIVE) then
        CheckSPAlignment();
    else
        if n == 31 then CheckSPAlignment();

base = if n == 31 then SP[64] else X[n, 64];
offset = X[m, 64];
addr = AddressAdd(base, UInt(offset) * mbytes, accdesc);

for e = 0 to elements-1
    for r = 0 to nreg-1
        if ActivePredicateElement(mask, e, esize) then
            Elem[values[r], e, esize] = Mem[addr, mbytes, accdesc];
        else
            Elem[values[r], e, esize] = Zeros(esize);
            addr = AddressIncrement(addr, mbytes, accdesc);

for r = 0 to nreg-1
    Z[(t+r) MOD 32, VL] = values[r];
```

Operational information

If PSTATE.DIT is 1, the timing of this instruction is insensitive to the value of the data being loaded or stored when its governing predicate register contains the same value for each execution.

Internal version only: aarchmrs v2025-03_rel, pseudocode v2025-03_rel ; Build timestamp: 2025-03-21T17:41

Copyright © 2010-2025 Arm Limited or its affiliates. All rights reserved. This document is Non-Confidential.

LD3W (scalar plus immediate)

Contiguous load three-word structures to three vectors (immediate index)

Contiguous load three-word structures, each to the same element number in three vector registers from the memory address generated by a 64-bit scalar base and an immediate index which is a multiple of 3 in the range -24 to 21 that is multiplied by the vector's in-memory size, irrespective of predication,

Each predicate element applies to the same element number in each of the three vector registers, or equivalently to the three consecutive words in memory which make up each structure. Inactive elements will not cause a read from Device memory or signal a fault, and the corresponding element is set to zero in each of the three destination vector registers.

SVE (FEAT_SVE || FEAT_SME)

31	30	29	28	27	26	25	24	23	22	21	20	19	18	17	16	15	14	13	12	11	10	9	8	7	6	5	4	3	2	1	0
1	0	1	0	0	1	0	1	0	1	0	0	imm4				1	1	1	Pg			Rn				Zt					
msz												opc																			

Encoding

LD3W { <Zt1>.S, <Zt2>.S, <Zt3>.S }, <Pg>/Z, [<Xn|SP>{, #<imm>, MUL VL}]

Decode for this encoding

```
if !IsFeatureImplemented(FEAT_SVE) && !IsFeatureImplemented(FEAT_SME) then
    EndOfDecode(Decode_UNDEF);
constant integer t = UInt(Zt);
constant integer n = UInt(Rn);
constant integer g = UInt(Pg);
constant integer esize = 32;
constant integer offset = SInt(imm4);
constant integer nreg = 3;
```

Assembler Symbols

- <Zt1> Is the name of the first scalable vector register to be transferred, encoded in the "Zt" field.
- <Zt2> Is the name of the second scalable vector register to be transferred, encoded as "Zt" plus 1 modulo 32.
- <Zt3> Is the name of the third scalable vector register to be transferred, encoded as "Zt" plus 2 modulo 32.
- <Pg> Is the name of the governing scalable predicate register P0-P7, encoded in the "Pg" field.
- <Xn|SP> Is the 64-bit name of the general-purpose base register or stack pointer, encoded in the "Rn" field.
- <imm> Is the optional signed immediate vector offset, a multiple of 3 in the range -24 to 21, defaulting to 0, encoded in the "imm4" field.

Operation

```
CheckSVEEnabled();
constant integer VL = CurrentVL;
constant integer PL = VL DIV 8;
constant integer elements = VL DIV esize;
bits(64) base;
constant bits(PL) mask = P[g, PL];
bits(64) addr;
constant integer mbytes = esize DIV 8;
array [0..2] of bits(VL) values;
constant boolean contiguous = TRUE;
constant boolean nontemporal = FALSE;
constant boolean tagchecked = n != 31;
constant AccessDescriptor accdesc = CreateAccDescSVE(MemOp\_LOAD, nontemporal, contiguous,
                                                    tagchecked);

if !AnyActiveElement(mask, esize) then
    if n == 31 && ConstrainUnpredictableBool(Unpredictable\_CHECKSPNONEACTIVE) then
        CheckSPAlignment();
    else
        if n == 31 then CheckSPAlignment();

base = if n == 31 then SP[64] else X[n, 64];
addr = AddressAdd(base, offset * elements * nreg * mbytes, accdesc);

for e = 0 to elements-1
    for r = 0 to nreg-1
        if ActivePredicateElement(mask, e, esize) then
            Elem[values[r], e, esize] = Mem[addr, mbytes, accdesc];
        else
            Elem[values[r], e, esize] = Zeros(esize);
            addr = AddressIncrement(addr, mbytes, accdesc);

for r = 0 to nreg-1
    Z[(t+r) MOD 32, VL] = values[r];
```

Operational information

If PSTATE.DIT is 1, the timing of this instruction is insensitive to the value of the data being loaded or stored when its governing predicate register contains the same value for each execution.

Internal version only: aarchmrs v2025-03_rel, pseudocode v2025-03_rel ; Build timestamp: 2025-03-21T17:41

Copyright © 2010-2025 Arm Limited or its affiliates. All rights reserved. This document is Non-Confidential.

LD3W (scalar plus scalar)

Contiguous load three-word structures to three vectors (scalar index)

Contiguous load three-word structures, each to the same element number in three vector registers from the memory address generated by a 64-bit scalar base and a 64-bit scalar index register scaled by the element size (LSL option) and added to the base address. After each structure access the index value is incremented by three. The index register is not updated by the instruction.

Each predicate element applies to the same element number in each of the three vector registers, or equivalently to the three consecutive words in memory which make up each structure. Inactive elements will not cause a read from Device memory or signal a fault, and the corresponding element is set to zero in each of the three destination vector registers.

SVE

(FEAT_SVE || FEAT_SME)

31	30	29	28	27	26	25	24	23	22	21	20	19	18	17	16	15	14	13	12	11	10	9	8	7	6	5	4	3	2	1	0
1	0	1	0	0	1	0	1	0	1	0	!= 11111				1	1	0	Pg			Rn				Zt						
msz						opc		Rm																							

Encoding

LD3W { <Zt1>.S, <Zt2>.S, <Zt3>.S }, <Pg>/Z, [<Xn|SP>, <Xm>, LSL #2]

Decode for this encoding

```
if !IsFeatureImplemented(FEAT_SVE) && !IsFeatureImplemented(FEAT_SME) then
    EndOfDecode(Decode_UNDEF);
if Rm == '11111' then EndOfDecode(Decode_UNDEF);
constant integer t = UInt(Zt);
constant integer n = UInt(Rn);
constant integer m = UInt(Rm);
constant integer g = UInt(Pg);
constant integer esize = 32;
constant integer nreg = 3;
```

Assembler Symbols

- <Zt1> Is the name of the first scalable vector register to be transferred, encoded in the "Zt" field.
- <Zt2> Is the name of the second scalable vector register to be transferred, encoded as "Zt" plus 1 modulo 32.
- <Zt3> Is the name of the third scalable vector register to be transferred, encoded as "Zt" plus 2 modulo 32.
- <Pg> Is the name of the governing scalable predicate register P0-P7, encoded in the "Pg" field.
- <Xn|SP> Is the 64-bit name of the general-purpose base register or stack pointer, encoded in the "Rn" field.
- <Xm> Is the 64-bit name of the general-purpose offset register, encoded in the "Rm" field.

Operation

```
CheckSVEEnabled();
constant integer VL = CurrentVL;
constant integer PL = VL DIV 8;
constant integer elements = VL DIV esize;
bits(64) base;
constant bits(PL) mask = P[g, PL];
bits(64) offset;
bits(64) addr;
constant integer mbytes = esize DIV 8;
array [0..2] of bits(VL) values;
constant boolean contiguous = TRUE;
constant boolean nontemporal = FALSE;
constant boolean tagchecked = TRUE;
constant AccessDescriptor accdesc = CreateAccDescSVE(MemOp\_LOAD, nontemporal, contiguous,
                                                    tagchecked);

if !AnyActiveElement(mask, esize) then
    if n == 31 && ConstrainUnpredictableBool(Unpredictable\_CHECKSPNONEACTIVE) then
        CheckSPAlignment();
    else
        if n == 31 then CheckSPAlignment();

base = if n == 31 then SP[64] else X[n, 64];
offset = X[m, 64];
addr = AddressAdd(base, UInt(offset) * mbytes, accdesc);

for e = 0 to elements-1
    for r = 0 to nreg-1
        if ActivePredicateElement(mask, e, esize) then
            Elem[values[r], e, esize] = Mem[addr, mbytes, accdesc];
        else
            Elem[values[r], e, esize] = Zeros(esize);
            addr = AddressIncrement(addr, mbytes, accdesc);

for r = 0 to nreg-1
    Z[(t+r) MOD 32, VL] = values[r];
```

Operational information

If PSTATE.DIT is 1, the timing of this instruction is insensitive to the value of the data being loaded or stored when its governing predicate register contains the same value for each execution.

Internal version only: aarchmrs v2025-03_rel, pseudocode v2025-03_rel ; Build timestamp: 2025-03-21T17:41

Copyright © 2010-2025 Arm Limited or its affiliates. All rights reserved. This document is Non-Confidential.

LD4B (scalar plus immediate)

Contiguous load four-byte structures to four vectors (immediate index)

Contiguous load four-byte structures, each to the same element number in four vector registers from the memory address generated by a 64-bit scalar base and an immediate index which is a multiple of 4 in the range -32 to 28 that is multiplied by the vector's in-memory size, irrespective of predication,

Each predicate element applies to the same element number in each of the four vector registers, or equivalently to the four consecutive bytes in memory which make up each structure. Inactive elements will not cause a read from Device memory or signal a fault, and the corresponding element is set to zero in each of the four destination vector registers.

SVE (FEAT_SVE || FEAT_SME)

31	30	29	28	27	26	25	24	23	22	21	20	19	18	17	16	15	14	13	12	11	10	9	8	7	6	5	4	3	2	1	0
1	0	1	0	0	1	0	0	0	1	1	0	imm4				1	1	1	Pg			Rn				Zt					
msz												opc																			

Encoding

LD4B { <Zt1>.B, <Zt2>.B, <Zt3>.B, <Zt4>.B }, <Pg>/Z, [<Xn|SP>{, #<imm>, MUL VL}]

Decode for this encoding

```
if !IsFeatureImplemented(FEAT_SVE) && !IsFeatureImplemented(FEAT_SME) then
    EndOfDecode(Decode_UNDEF);
constant integer t = UInt(Zt);
constant integer n = UInt(Rn);
constant integer g = UInt(Pg);
constant integer esize = 8;
constant integer offset = SInt(imm4);
constant integer nreg = 4;
```

Assembler Symbols

- <Zt1> Is the name of the first scalable vector register to be transferred, encoded in the "Zt" field.
- <Zt2> Is the name of the second scalable vector register to be transferred, encoded as "Zt" plus 1 modulo 32.
- <Zt3> Is the name of the third scalable vector register to be transferred, encoded as "Zt" plus 2 modulo 32.
- <Zt4> Is the name of the fourth scalable vector register to be transferred, encoded as "Zt" plus 3 modulo 32.
- <Pg> Is the name of the governing scalable predicate register P0-P7, encoded in the "Pg" field.
- <Xn|SP> Is the 64-bit name of the general-purpose base register or stack pointer, encoded in the "Rn" field.
- <imm> Is the optional signed immediate vector offset, a multiple of 4 in the range -32 to 28, defaulting to 0, encoded in the "imm4" field.

Operation

```
CheckSVEEnabled();
constant integer VL = CurrentVL;
constant integer PL = VL DIV 8;
constant integer elements = VL DIV esize;
bits(64) base;
constant bits(PL) mask = P[g, PL];
bits(64) addr;
constant integer mbytes = esize DIV 8;
array [0..3] of bits(VL) values;
constant boolean contiguous = TRUE;
constant boolean nontemporal = FALSE;
constant boolean tagchecked = n != 31;
constant AccessDescriptor accdesc = CreateAccDescSVE(MemOp\_LOAD, nontemporal, contiguous,
                                                    tagchecked);

if !AnyActiveElement(mask, esize) then
    if n == 31 && ConstrainUnpredictableBool(Unpredictable\_CHECKSPNONEACTIVE) then
        CheckSPAlignment();
else
    if n == 31 then CheckSPAlignment();

base = if n == 31 then SP[64] else X[n, 64];
addr = AddressAdd(base, offset * elements * nreg * mbytes, accdesc);

for e = 0 to elements-1
    for r = 0 to nreg-1
        if ActivePredicateElement(mask, e, esize) then
            Elem[values[r], e, esize] = Mem[addr, mbytes, accdesc];
        else
            Elem[values[r], e, esize] = Zeros(esize);
            addr = AddressIncrement(addr, mbytes, accdesc);

for r = 0 to nreg-1
    Z[(t+r) MOD 32, VL] = values[r];
```

Operational information

If PSTATE.DIT is 1, the timing of this instruction is insensitive to the value of the data being loaded or stored when its governing predicate register contains the same value for each execution.

Internal version only: aarchmrs v2025-03_rel, pseudocode v2025-03_rel ; Build timestamp: 2025-03-21T17:41

Copyright © 2010-2025 Arm Limited or its affiliates. All rights reserved. This document is Non-Confidential.

LD4B (scalar plus scalar)

Contiguous load four-byte structures to four vectors (scalar index)

Contiguous load four-byte structures, each to the same element number in four vector registers from the memory address generated by a 64-bit scalar base and a 64-bit scalar index register and added to the base address. After each structure access the index value is incremented by four. The index register is not updated by the instruction.

Each predicate element applies to the same element number in each of the four vector registers, or equivalently to the four consecutive bytes in memory which make up each structure. Inactive elements will not cause a read from Device memory or signal a fault, and the corresponding element is set to zero in each of the four destination vector registers.

SVE (FEAT_SVE || FEAT_SME)

31	30	29	28	27	26	25	24	23	22	21	20	19	18	17	16	15	14	13	12	11	10	9	8	7	6	5	4	3	2	1	0			
1	0	1	0	0	1	0	0	0	1	1	!= 11111				1	1	0	Pg			Rn				Zt									
msz							opc		Rm																									

Encoding

LD4B { <Zt1>.B, <Zt2>.B, <Zt3>.B, <Zt4>.B }, <Pg>/Z, [<Xn|SP>, <Xm>]

Decode for this encoding

```
if !IsFeatureImplemented(FEAT_SVE) && !IsFeatureImplemented(FEAT_SME) then
    EndOfDecode(Decode_UNDEF);
if Rm == '11111' then EndOfDecode(Decode_UNDEF);
constant integer t = UInt(Zt);
constant integer n = UInt(Rn);
constant integer m = UInt(Rm);
constant integer g = UInt(Pg);
constant integer esize = 8;
constant integer nreg = 4;
```

Assembler Symbols

- <Zt1> Is the name of the first scalable vector register to be transferred, encoded in the "Zt" field.
- <Zt2> Is the name of the second scalable vector register to be transferred, encoded as "Zt" plus 1 modulo 32.
- <Zt3> Is the name of the third scalable vector register to be transferred, encoded as "Zt" plus 2 modulo 32.
- <Zt4> Is the name of the fourth scalable vector register to be transferred, encoded as "Zt" plus 3 modulo 32.
- <Pg> Is the name of the governing scalable predicate register P0-P7, encoded in the "Pg" field.
- <Xn|SP> Is the 64-bit name of the general-purpose base register or stack pointer, encoded in the "Rn" field.
- <Xm> Is the 64-bit name of the general-purpose offset register, encoded in the "Rm" field.

Operation

```
CheckSVEEnabled();
constant integer VL = CurrentVL;
constant integer PL = VL DIV 8;
constant integer elements = VL DIV esize;
bits(64) base;
constant bits(PL) mask = P[g, PL];
bits(64) offset;
bits(64) addr;
constant integer mbytes = esize DIV 8;
array [0..3] of bits(VL) values;
constant boolean contiguous = TRUE;
constant boolean nontemporal = FALSE;
constant boolean tagchecked = TRUE;
constant AccessDescriptor accdesc = CreateAccDescSVE(MemOp\_LOAD, nontemporal, contiguous,
                                                    tagchecked);

if !AnyActiveElement(mask, esize) then
    if n == 31 && ConstrainUnpredictableBool(Unpredictable\_CHECKSPNONEACTIVE) then
        CheckSPAlignment();
    else
        if n == 31 then CheckSPAlignment();

base = if n == 31 then SP[64] else X[n, 64];
offset = X[m, 64];
addr = AddressAdd(base, UInt(offset) * mbytes, accdesc);

for e = 0 to elements-1
    for r = 0 to nreg-1
        if ActivePredicateElement(mask, e, esize) then
            Elem[values[r], e, esize] = Mem[addr, mbytes, accdesc];
        else
            Elem[values[r], e, esize] = Zeros(esize);
            addr = AddressIncrement(addr, mbytes, accdesc);

for r = 0 to nreg-1
    Z[(t+r) MOD 32, VL] = values[r];
```

Operational information

If PSTATE.DIT is 1, the timing of this instruction is insensitive to the value of the data being loaded or stored when its governing predicate register contains the same value for each execution.

Internal version only: aarchmrs v2025-03_rel, pseudocode v2025-03_rel ; Build timestamp: 2025-03-21T17:41

Copyright © 2010-2025 Arm Limited or its affiliates. All rights reserved. This document is Non-Confidential.

LD4D (scalar plus immediate)

Contiguous load four-doubleword structures to four vectors (immediate index)

Contiguous load four-doubleword structures, each to the same element number in four vector registers from the memory address generated by a 64-bit scalar base and an immediate index which is a multiple of 4 in the range -32 to 28 that is multiplied by the vector's in-memory size, irrespective of predication,

Each predicate element applies to the same element number in each of the four vector registers, or equivalently to the four consecutive doublewords in memory which make up each structure. Inactive elements will not cause a read from Device memory or signal a fault, and the corresponding element is set to zero in each of the four destination vector registers.

SVE (FEAT_SVE || FEAT_SME)

31	30	29	28	27	26	25	24	23	22	21	20	19	18	17	16	15	14	13	12	11	10	9	8	7	6	5	4	3	2	1	0
1	0	1	0	0	1	0	1	1	1	1	0	imm4				1	1	1	Pg			Rn				Zt					
msz												opc																			

Encoding

LD4D { <Zt1>.D, <Zt2>.D, <Zt3>.D, <Zt4>.D }, <Pg>/Z, [<Xn|SP>{, #<imm>, MUL VL}]

Decode for this encoding

```
if !IsFeatureImplemented(FEAT_SVE) && !IsFeatureImplemented(FEAT_SME) then
    EndOfDecode(Decode_UNDEF);
constant integer t = UInt(Zt);
constant integer n = UInt(Rn);
constant integer g = UInt(Pg);
constant integer esize = 64;
constant integer offset = SInt(imm4);
constant integer nreg = 4;
```

Assembler Symbols

- <Zt1> Is the name of the first scalable vector register to be transferred, encoded in the "Zt" field.
- <Zt2> Is the name of the second scalable vector register to be transferred, encoded as "Zt" plus 1 modulo 32.
- <Zt3> Is the name of the third scalable vector register to be transferred, encoded as "Zt" plus 2 modulo 32.
- <Zt4> Is the name of the fourth scalable vector register to be transferred, encoded as "Zt" plus 3 modulo 32.
- <Pg> Is the name of the governing scalable predicate register P0-P7, encoded in the "Pg" field.
- <Xn|SP> Is the 64-bit name of the general-purpose base register or stack pointer, encoded in the "Rn" field.
- <imm> Is the optional signed immediate vector offset, a multiple of 4 in the range -32 to 28, defaulting to 0, encoded in the "imm4" field.

Operation

```
CheckSVEEnabled();
constant integer VL = CurrentVL;
constant integer PL = VL DIV 8;
constant integer elements = VL DIV esize;
bits(64) base;
constant bits(PL) mask = P[g, PL];
bits(64) addr;
constant integer mbytes = esize DIV 8;
array [0..3] of bits(VL) values;
constant boolean contiguous = TRUE;
constant boolean nontemporal = FALSE;
constant boolean tagchecked = n != 31;
constant AccessDescriptor accdesc = CreateAccDescSVE(MemOp\_LOAD, nontemporal, contiguous,
                                                    tagchecked);

if !AnyActiveElement(mask, esize) then
    if n == 31 && ConstrainUnpredictableBool(Unpredictable\_CHECKSPNONEACTIVE) then
        CheckSPAlignment();
else
    if n == 31 then CheckSPAlignment();

base = if n == 31 then SP[64] else X[n, 64];
addr = AddressAdd(base, offset * elements * nreg * mbytes, accdesc);

for e = 0 to elements-1
    for r = 0 to nreg-1
        if ActivePredicateElement(mask, e, esize) then
            Elem[values[r], e, esize] = Mem[addr, mbytes, accdesc];
        else
            Elem[values[r], e, esize] = Zeros(esize);
            addr = AddressIncrement(addr, mbytes, accdesc);

for r = 0 to nreg-1
    Z[(t+r) MOD 32, VL] = values[r];
```

Operational information

If PSTATE.DIT is 1, the timing of this instruction is insensitive to the value of the data being loaded or stored when its governing predicate register contains the same value for each execution.

Internal version only: aarchmrs v2025-03_rel, pseudocode v2025-03_rel ; Build timestamp: 2025-03-21T17:41

Copyright © 2010-2025 Arm Limited or its affiliates. All rights reserved. This document is Non-Confidential.

LD4D (scalar plus scalar)

Contiguous load four-doubleword structures to four vectors (scalar index)

Contiguous load four-doubleword structures, each to the same element number in four vector registers from the memory address generated by a 64-bit scalar base and a 64-bit scalar index register scaled by the element size (LSL option) and added to the base address. After each structure access the index value is incremented by four. The index register is not updated by the instruction.

Each predicate element applies to the same element number in each of the four vector registers, or equivalently to the four consecutive doublewords in memory which make up each structure. Inactive elements will not cause a read from Device memory or signal a fault, and the corresponding element is set to zero in each of the four destination vector registers.

SVE (FEAT_SVE || FEAT_SME)

31	30	29	28	27	26	25	24	23	22	21	20	19	18	17	16	15	14	13	12	11	10	9	8	7	6	5	4	3	2	1	0			
1	0	1	0	0	1	0	1	1	1	1	!= 11111					1	1	0	Pg			Rn					Zt							
msz							opc		Rm																									

Encoding

LD4D { <Zt1>.D, <Zt2>.D, <Zt3>.D, <Zt4>.D }, <Pg>/Z, [<Xn|SP>, <Xm>, LSL #3]

Decode for this encoding

```
if !IsFeatureImplemented(FEAT_SVE) && !IsFeatureImplemented(FEAT_SME) then
    EndOfDecode(Decode_UNDEF);
if Rm == '11111' then EndOfDecode(Decode_UNDEF);
constant integer t = UInt(Zt);
constant integer n = UInt(Rn);
constant integer m = UInt(Rm);
constant integer g = UInt(Pg);
constant integer esize = 64;
constant integer nreg = 4;
```

Assembler Symbols

- <Zt1> Is the name of the first scalable vector register to be transferred, encoded in the "Zt" field.
- <Zt2> Is the name of the second scalable vector register to be transferred, encoded as "Zt" plus 1 modulo 32.
- <Zt3> Is the name of the third scalable vector register to be transferred, encoded as "Zt" plus 2 modulo 32.
- <Zt4> Is the name of the fourth scalable vector register to be transferred, encoded as "Zt" plus 3 modulo 32.
- <Pg> Is the name of the governing scalable predicate register P0-P7, encoded in the "Pg" field.
- <Xn|SP> Is the 64-bit name of the general-purpose base register or stack pointer, encoded in the "Rn" field.
- <Xm> Is the 64-bit name of the general-purpose offset register, encoded in the "Rm" field.

Operation

```
CheckSVEEnabled();
constant integer VL = CurrentVL;
constant integer PL = VL DIV 8;
constant integer elements = VL DIV esize;
bits(64) base;
constant bits(PL) mask = P[g, PL];
bits(64) offset;
bits(64) addr;
constant integer mbytes = esize DIV 8;
array [0..3] of bits(VL) values;
constant boolean contiguous = TRUE;
constant boolean nontemporal = FALSE;
constant boolean tagchecked = TRUE;
constant AccessDescriptor accdesc = CreateAccDescSVE(MemOp\_LOAD, nontemporal, contiguous,
                                                    tagchecked);

if !AnyActiveElement(mask, esize) then
    if n == 31 && ConstrainUnpredictableBool(Unpredictable\_CHECKSPNONEACTIVE) then
        CheckSPAlignment();
else
    if n == 31 then CheckSPAlignment();

base = if n == 31 then SP[64] else X[n, 64];
offset = X[m, 64];
addr = AddressAdd(base, UInt(offset) * mbytes, accdesc);

for e = 0 to elements-1
    for r = 0 to nreg-1
        if ActivePredicateElement(mask, e, esize) then
            Elem[values[r], e, esize] = Mem[addr, mbytes, accdesc];
        else
            Elem[values[r], e, esize] = Zeros(esize);
            addr = AddressIncrement(addr, mbytes, accdesc);

for r = 0 to nreg-1
    Z[(t+r) MOD 32, VL] = values[r];
```

Operational information

If PSTATE.DIT is 1, the timing of this instruction is insensitive to the value of the data being loaded or stored when its governing predicate register contains the same value for each execution.

Internal version only: aarchmrs v2025-03_rel, pseudocode v2025-03_rel ; Build timestamp: 2025-03-21T17:41

Copyright © 2010-2025 Arm Limited or its affiliates. All rights reserved. This document is Non-Confidential.

LD4H (scalar plus immediate)

Contiguous load four-halfword structures to four vectors (immediate index)

Contiguous load four-halfword structures, each to the same element number in four vector registers from the memory address generated by a 64-bit scalar base and an immediate index which is a multiple of 4 in the range -32 to 28 that is multiplied by the vector's in-memory size, irrespective of predication, Each predicate element applies to the same element number in each of the four vector registers, or equivalently to the four consecutive halfwords in memory which make up each structure. Inactive elements will not cause a read from Device memory or signal a fault, and the corresponding element is set to zero in each of the four destination vector registers.

SVE (FEAT_SVE || FEAT_SME)

31	30	29	28	27	26	25	24	23	22	21	20	19	18	17	16	15	14	13	12	11	10	9	8	7	6	5	4	3	2	1	0
1	0	1	0	0	1	0	0	1	1	1	0	imm4				1	1	1	Pg			Rn				Zt					
msz												opc																			

Encoding

LD4H { <Zt1>.H, <Zt2>.H, <Zt3>.H, <Zt4>.H }, <Pg>/Z, [<Xn|SP>{, #<imm>, MUL VL}]

Decode for this encoding

```
if !IsFeatureImplemented(FEAT_SVE) && !IsFeatureImplemented(FEAT_SME) then
    EndOfDecode(Decode_UNDEF);
constant integer t = UInt(Zt);
constant integer n = UInt(Rn);
constant integer g = UInt(Pg);
constant integer esize = 16;
constant integer offset = SInt(imm4);
constant integer nreg = 4;
```

Assembler Symbols

- <Zt1> Is the name of the first scalable vector register to be transferred, encoded in the "Zt" field.
- <Zt2> Is the name of the second scalable vector register to be transferred, encoded as "Zt" plus 1 modulo 32.
- <Zt3> Is the name of the third scalable vector register to be transferred, encoded as "Zt" plus 2 modulo 32.
- <Zt4> Is the name of the fourth scalable vector register to be transferred, encoded as "Zt" plus 3 modulo 32.
- <Pg> Is the name of the governing scalable predicate register P0-P7, encoded in the "Pg" field.
- <Xn|SP> Is the 64-bit name of the general-purpose base register or stack pointer, encoded in the "Rn" field.
- <imm> Is the optional signed immediate vector offset, a multiple of 4 in the range -32 to 28, defaulting to 0, encoded in the "imm4" field.

Operation

```
CheckSVEEnabled();
constant integer VL = CurrentVL;
constant integer PL = VL DIV 8;
constant integer elements = VL DIV esize;
bits(64) base;
constant bits(PL) mask = P[g, PL];
bits(64) addr;
constant integer mbytes = esize DIV 8;
array [0..3] of bits(VL) values;
constant boolean contiguous = TRUE;
constant boolean nontemporal = FALSE;
constant boolean tagchecked = n != 31;
constant AccessDescriptor accdesc = CreateAccDescSVE(MemOp\_LOAD, nontemporal, contiguous,
                                                    tagchecked);

if !AnyActiveElement(mask, esize) then
    if n == 31 && ConstrainUnpredictableBool(Unpredictable\_CHECKSPNONEACTIVE) then
        CheckSPAlignment();
else
    if n == 31 then CheckSPAlignment();

base = if n == 31 then SP[64] else X[n, 64];
addr = AddressAdd(base, offset * elements * nreg * mbytes, accdesc);

for e = 0 to elements-1
    for r = 0 to nreg-1
        if ActivePredicateElement(mask, e, esize) then
            Elem[values[r], e, esize] = Mem[addr, mbytes, accdesc];
        else
            Elem[values[r], e, esize] = Zeros(esize);
            addr = AddressIncrement(addr, mbytes, accdesc);

for r = 0 to nreg-1
    Z[(t+r) MOD 32, VL] = values[r];
```

Operational information

If PSTATE.DIT is 1, the timing of this instruction is insensitive to the value of the data being loaded or stored when its governing predicate register contains the same value for each execution.

Internal version only: aarchmrs v2025-03_rel, pseudocode v2025-03_rel ; Build timestamp: 2025-03-21T17:41

Copyright © 2010-2025 Arm Limited or its affiliates. All rights reserved. This document is Non-Confidential.

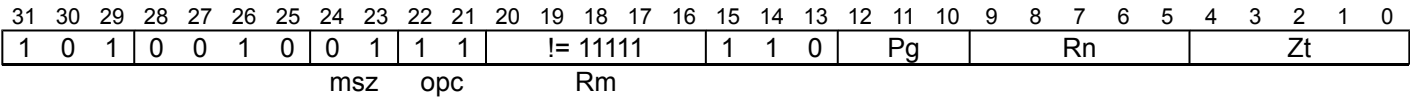
LD4H (scalar plus scalar)

Contiguous load four-halfword structures to four vectors (scalar index)

Contiguous load four-halfword structures, each to the same element number in four vector registers from the memory address generated by a 64-bit scalar base and a 64-bit scalar index register scaled by the element size (LSL option) and added to the base address. After each structure access the index value is incremented by four. The index register is not updated by the instruction.

Each predicate element applies to the same element number in each of the four vector registers, or equivalently to the four consecutive halfwords in memory which make up each structure. Inactive elements will not cause a read from Device memory or signal a fault, and the corresponding element is set to zero in each of the four destination vector registers.

SVE
(FEAT_SVE || FEAT_SME)



Encoding

LD4H { <Zt1>.H, <Zt2>.H, <Zt3>.H, <Zt4>.H }, <Pg>/Z, [<Xn|SP>, <Xm>, LSL #1]

Decode for this encoding

```
if !IsFeatureImplemented(FEAT_SVE) && !IsFeatureImplemented(FEAT_SME) then
    EndOfDecode(Decode_UNDEF);
if Rm == '11111' then EndOfDecode(Decode_UNDEF);
constant integer t = UInt(Zt);
constant integer n = UInt(Rn);
constant integer m = UInt(Rm);
constant integer g = UInt(Pg);
constant integer esize = 16;
constant integer nreg = 4;
```

Assembler Symbols

- <Zt1> Is the name of the first scalable vector register to be transferred, encoded in the "Zt" field.
- <Zt2> Is the name of the second scalable vector register to be transferred, encoded as "Zt" plus 1 modulo 32.
- <Zt3> Is the name of the third scalable vector register to be transferred, encoded as "Zt" plus 2 modulo 32.
- <Zt4> Is the name of the fourth scalable vector register to be transferred, encoded as "Zt" plus 3 modulo 32.
- <Pg> Is the name of the governing scalable predicate register P0-P7, encoded in the "Pg" field.
- <Xn|SP> Is the 64-bit name of the general-purpose base register or stack pointer, encoded in the "Rn" field.
- <Xm> Is the 64-bit name of the general-purpose offset register, encoded in the "Rm" field.

Operation

```
CheckSVEEnabled();
constant integer VL = CurrentVL;
constant integer PL = VL DIV 8;
constant integer elements = VL DIV esize;
bits(64) base;
constant bits(PL) mask = P[g, PL];
bits(64) offset;
bits(64) addr;
constant integer mbytes = esize DIV 8;
array [0..3] of bits(VL) values;
constant boolean contiguous = TRUE;
constant boolean nontemporal = FALSE;
constant boolean tagchecked = TRUE;
constant AccessDescriptor accdesc = CreateAccDescSVE(MemOp\_LOAD, nontemporal, contiguous,
                                                    tagchecked);

if !AnyActiveElement(mask, esize) then
    if n == 31 && ConstrainUnpredictableBool(Unpredictable\_CHECKSPNONEACTIVE) then
        CheckSPAlignment();
    else
        if n == 31 then CheckSPAlignment();

base = if n == 31 then SP[64] else X[n, 64];
offset = X[m, 64];
addr = AddressAdd(base, UInt(offset) * mbytes, accdesc);

for e = 0 to elements-1
    for r = 0 to nreg-1
        if ActivePredicateElement(mask, e, esize) then
            Elem[values[r], e, esize] = Mem[addr, mbytes, accdesc];
        else
            Elem[values[r], e, esize] = Zeros(esize);
            addr = AddressIncrement(addr, mbytes, accdesc);

for r = 0 to nreg-1
    Z[(t+r) MOD 32, VL] = values[r];
```

Operational information

If PSTATE.DIT is 1, the timing of this instruction is insensitive to the value of the data being loaded or stored when its governing predicate register contains the same value for each execution.

Internal version only: aarchmrs v2025-03_rel, pseudocode v2025-03_rel ; Build timestamp: 2025-03-21T17:41

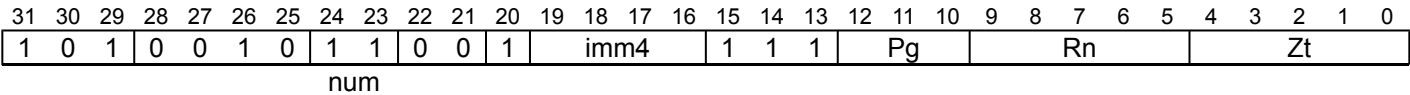
Copyright © 2010-2025 Arm Limited or its affiliates. All rights reserved. This document is Non-Confidential.

LD4Q (scalar plus immediate)

Contiguous load four-quadword structures to four vectors (immediate index)

Contiguous load four-quadword structures, each to the same element number in four vector registers from the memory address generated by a 64-bit scalar base and an immediate index which is a multiple of 4 in the range -32 to 28 that is multiplied by the vector's in-memory size, irrespective of predication,
Each predicate element applies to the same element number in each of the four vector registers, or equivalently to the four consecutive quadwords in memory which make up each structure. Inactive elements will not cause a read from Device memory or signal a fault, and the corresponding element is set to zero in each of the four destination vector registers.

SVE2
(FEAT_SVE2p1 || FEAT_SME2p1)



Encoding

```
LD4Q { <Zt1>.Q, <Zt2>.Q, <Zt3>.Q, <Zt4>.Q }, <Pg>/Z, [<Xn|SP>{, #<imm>, MUL VL}]
```

Decode for this encoding

```
if !IsFeatureImplemented(FEAT_SVE2p1) && !IsFeatureImplemented(FEAT_SME2p1) then
    EndOfDecode(Decode_UNDEF);
constant integer t = UInt(Zt);
constant integer n = UInt(Rn);
constant integer g = UInt(Pg);
constant integer esize = 128;
constant integer offset = SInt(imm4);
constant integer nreg = 4;
```

Assembler Symbols

- <Zt1> Is the name of the first scalable vector register to be transferred, encoded in the "Zt" field.
- <Zt2> Is the name of the second scalable vector register to be transferred, encoded as "Zt" plus 1 modulo 32.
- <Zt3> Is the name of the third scalable vector register to be transferred, encoded as "Zt" plus 2 modulo 32.
- <Zt4> Is the name of the fourth scalable vector register to be transferred, encoded as "Zt" plus 3 modulo 32.
- <Pg> Is the name of the governing scalable predicate register P0-P7, encoded in the "Pg" field.
- <Xn|SP> Is the 64-bit name of the general-purpose base register or stack pointer, encoded in the "Rn" field.
- <imm> Is the optional signed immediate vector offset, a multiple of 4 in the range -32 to 28, defaulting to 0, encoded in the "imm4" field.

Operation

```
CheckSVEEnabled();
constant integer VL = CurrentVL;
constant integer PL = VL DIV 8;
constant integer elements = VL DIV esize;
bits(64) base;
constant bits(PL) mask = P[g, PL];
bits(64) addr;
constant integer mbytes = esize DIV 8;
array [0..3] of bits(VL) values;
constant boolean contiguous = TRUE;
constant boolean nontemporal = FALSE;
constant boolean tagchecked = n != 31;
constant AccessDescriptor accdesc = CreateAccDescSVE(MemOp\_LOAD, nontemporal, contiguous,
                                                    tagchecked);

if !AnyActiveElement(mask, esize) then
    if n == 31 && ConstrainUnpredictableBool(Unpredictable\_CHECKSPNONEACTIVE) then
        CheckSPAlignment();
    else
        if n == 31 then CheckSPAlignment();

base = if n == 31 then SP[64] else X[n, 64];
addr = AddressAdd(base, offset * elements * nreg * mbytes, accdesc);

for e = 0 to elements-1
    for r = 0 to nreg-1
        if ActivePredicateElement(mask, e, esize) then
            Elem[values[r], e, esize] = Mem[addr, mbytes, accdesc];
        else
            Elem[values[r], e, esize] = Zeros(esize);
            addr = AddressIncrement(addr, mbytes, accdesc);

for r = 0 to nreg-1
    Z[(t+r) MOD 32, VL] = values[r];
```

Operational information

If PSTATE.DIT is 1, the timing of this instruction is insensitive to the value of the data being loaded or stored when its governing predicate register contains the same value for each execution.

Internal version only: aarchmrs v2025-03_rel, pseudocode v2025-03_rel ; Build timestamp: 2025-03-21T17:41

Copyright © 2010-2025 Arm Limited or its affiliates. All rights reserved. This document is Non-Confidential.

LD4Q (scalar plus scalar)

Contiguous load four-quadword structures to four vectors (scalar index)

Contiguous load four-quadword structures, each to the same element number in four vector registers from the memory address generated by a 64-bit scalar base and a 64-bit scalar index register scaled by the element size (LSL option) and added to the base address. After each structure access the index value is incremented by four. The index register is not updated by the instruction.

Each predicate element applies to the same element number in each of the four vector registers, or equivalently to the four consecutive quadwords in memory which make up each structure. Inactive elements will not cause a read from Device memory or signal a fault, and the corresponding element is set to zero in each of the four destination vector registers.

SVE2 (FEAT_SVE2p1 || FEAT_SME2p1)

31	30	29	28	27	26	25	24	23	22	21	20	19	18	17	16	15	14	13	12	11	10	9	8	7	6	5	4	3	2	1	0
1	0	1	0	0	1	0	1	1	0	1	!= 11111				1	0	0	Pg				Rn				Zt					
num												Rm																			

Encoding

LD4Q { <Zt1>.Q, <Zt2>.Q, <Zt3>.Q, <Zt4>.Q }, <Pg>/Z, [<Xn|SP>, <Xm>, LSL #4]

Decode for this encoding

```
if !IsFeatureImplemented(FEAT_SVE2p1) && !IsFeatureImplemented(FEAT_SME2p1) then
    EndOfDecode(Decode_UNDEF);
if Rm == '11111' then EndOfDecode(Decode_UNDEF);
constant integer t = UInt(Zt);
constant integer n = UInt(Rn);
constant integer m = UInt(Rm);
constant integer g = UInt(Pg);
constant integer esize = 128;
constant integer nreg = 4;
```

Assembler Symbols

- <Zt1> Is the name of the first scalable vector register to be transferred, encoded in the "Zt" field.
- <Zt2> Is the name of the second scalable vector register to be transferred, encoded as "Zt" plus 1 modulo 32.
- <Zt3> Is the name of the third scalable vector register to be transferred, encoded as "Zt" plus 2 modulo 32.
- <Zt4> Is the name of the fourth scalable vector register to be transferred, encoded as "Zt" plus 3 modulo 32.
- <Pg> Is the name of the governing scalable predicate register P0-P7, encoded in the "Pg" field.
- <Xn|SP> Is the 64-bit name of the general-purpose base register or stack pointer, encoded in the "Rn" field.
- <Xm> Is the 64-bit name of the general-purpose offset register, encoded in the "Rm" field.

Operation

```
CheckSVEEnabled();
constant integer VL = CurrentVL;
constant integer PL = VL DIV 8;
constant integer elements = VL DIV esize;
bits(64) base;
constant bits(PL) mask = P[g, PL];
bits(64) offset;
bits(64) addr;
constant integer mbytes = esize DIV 8;
array [0..3] of bits(VL) values;
constant boolean contiguous = TRUE;
constant boolean nontemporal = FALSE;
constant boolean tagchecked = TRUE;
constant AccessDescriptor accdesc = CreateAccDescSVE(MemOp\_LOAD, nontemporal, contiguous,
                                                    tagchecked);

if !AnyActiveElement(mask, esize) then
    if n == 31 && ConstrainUnpredictableBool(Unpredictable\_CHECKSPNONEACTIVE) then
        CheckSPAlignment();
    else
        if n == 31 then CheckSPAlignment();

base = if n == 31 then SP[64] else X[n, 64];
offset = X[m, 64];
addr = AddressAdd(base, UInt(offset) * mbytes, accdesc);

for e = 0 to elements-1
    for r = 0 to nreg-1
        if ActivePredicateElement(mask, e, esize) then
            Elem[values[r], e, esize] = Mem[addr, mbytes, accdesc];
        else
            Elem[values[r], e, esize] = Zeros(esize);
            addr = AddressIncrement(addr, mbytes, accdesc);

for r = 0 to nreg-1
    Z[(t+r) MOD 32, VL] = values[r];
```

Operational information

If PSTATE.DIT is 1, the timing of this instruction is insensitive to the value of the data being loaded or stored when its governing predicate register contains the same value for each execution.

Internal version only: aarchmrs v2025-03_rel, pseudocode v2025-03_rel ; Build timestamp: 2025-03-21T17:41

Copyright © 2010-2025 Arm Limited or its affiliates. All rights reserved. This document is Non-Confidential.

LD4W (scalar plus immediate)

Contiguous load four-word structures to four vectors (immediate index)

Contiguous load four-word structures, each to the same element number in four vector registers from the memory address generated by a 64-bit scalar base and an immediate index which is a multiple of 4 in the range -32 to 28 that is multiplied by the vector's in-memory size, irrespective of predication,

Each predicate element applies to the same element number in each of the four vector registers, or equivalently to the four consecutive words in memory which make up each structure. Inactive elements will not cause a read from Device memory or signal a fault, and the corresponding element is set to zero in each of the four destination vector registers.

SVE (FEAT_SVE || FEAT_SME)

31	30	29	28	27	26	25	24	23	22	21	20	19	18	17	16	15	14	13	12	11	10	9	8	7	6	5	4	3	2	1	0
1	0	1	0	0	1	0	1	0	1	1	0	imm4				1	1	1	Pg			Rn				Zt					
msz												opc																			

Encoding

LD4W { <Zt1>.S, <Zt2>.S, <Zt3>.S, <Zt4>.S }, <Pg>/Z, [<Xn|SP>{, #<imm>, MUL VL}]

Decode for this encoding

```
if !IsFeatureImplemented(FEAT_SVE) && !IsFeatureImplemented(FEAT_SME) then
    EndOfDecode(Decode_UNDEF);
constant integer t = UInt(Zt);
constant integer n = UInt(Rn);
constant integer g = UInt(Pg);
constant integer esize = 32;
constant integer offset = SInt(imm4);
constant integer nreg = 4;
```

Assembler Symbols

- <Zt1> Is the name of the first scalable vector register to be transferred, encoded in the "Zt" field.
- <Zt2> Is the name of the second scalable vector register to be transferred, encoded as "Zt" plus 1 modulo 32.
- <Zt3> Is the name of the third scalable vector register to be transferred, encoded as "Zt" plus 2 modulo 32.
- <Zt4> Is the name of the fourth scalable vector register to be transferred, encoded as "Zt" plus 3 modulo 32.
- <Pg> Is the name of the governing scalable predicate register P0-P7, encoded in the "Pg" field.
- <Xn|SP> Is the 64-bit name of the general-purpose base register or stack pointer, encoded in the "Rn" field.
- <imm> Is the optional signed immediate vector offset, a multiple of 4 in the range -32 to 28, defaulting to 0, encoded in the "imm4" field.

Operation

```
CheckSVEEnabled();
constant integer VL = CurrentVL;
constant integer PL = VL DIV 8;
constant integer elements = VL DIV esize;
bits(64) base;
constant bits(PL) mask = P[g, PL];
bits(64) addr;
constant integer mbytes = esize DIV 8;
array [0..3] of bits(VL) values;
constant boolean contiguous = TRUE;
constant boolean nontemporal = FALSE;
constant boolean tagchecked = n != 31;
constant AccessDescriptor accdesc = CreateAccDescSVE(MemOp\_LOAD, nontemporal, contiguous,
                                                    tagchecked);

if !AnyActiveElement(mask, esize) then
    if n == 31 && ConstrainUnpredictableBool(Unpredictable\_CHECKSPNONEACTIVE) then
        CheckSPAlignment();
else
    if n == 31 then CheckSPAlignment();

base = if n == 31 then SP[64] else X[n, 64];
addr = AddressAdd(base, offset * elements * nreg * mbytes, accdesc);

for e = 0 to elements-1
    for r = 0 to nreg-1
        if ActivePredicateElement(mask, e, esize) then
            Elem[values[r], e, esize] = Mem[addr, mbytes, accdesc];
        else
            Elem[values[r], e, esize] = Zeros(esize);
            addr = AddressIncrement(addr, mbytes, accdesc);

for r = 0 to nreg-1
    Z[(t+r) MOD 32, VL] = values[r];
```

Operational information

If PSTATE.DIT is 1, the timing of this instruction is insensitive to the value of the data being loaded or stored when its governing predicate register contains the same value for each execution.

Internal version only: aarchmrs v2025-03_rel, pseudocode v2025-03_rel ; Build timestamp: 2025-03-21T17:41

Copyright © 2010-2025 Arm Limited or its affiliates. All rights reserved. This document is Non-Confidential.

LD4W (scalar plus scalar)

Contiguous load four-word structures to four vectors (scalar index)

Contiguous load four-word structures, each to the same element number in four vector registers from the memory address generated by a 64-bit scalar base and a 64-bit scalar index register scaled by the element size (LSL option) and added to the base address. After each structure access the index value is incremented by four. The index register is not updated by the instruction.

Each predicate element applies to the same element number in each of the four vector registers, or equivalently to the four consecutive words in memory which make up each structure. Inactive elements will not cause a read from Device memory or signal a fault, and the corresponding element is set to zero in each of the four destination vector registers.

SVE (FEAT_SVE || FEAT_SME)

31	30	29	28	27	26	25	24	23	22	21	20	19	18	17	16	15	14	13	12	11	10	9	8	7	6	5	4	3	2	1	0
1	0	1	0	0	1	0	1	0	1	1	!= 11111				1	1	0	Pg			Rn				Zt						
msz						opc		Rm																							

Encoding

LD4W { <Zt1>.S, <Zt2>.S, <Zt3>.S, <Zt4>.S }, <Pg>/Z, [<Xn|SP>, <Xm>, LSL #2]

Decode for this encoding

```
if !IsFeatureImplemented(FEAT_SVE) && !IsFeatureImplemented(FEAT_SME) then
    EndOfDecode(Decode_UNDEF);
if Rm == '11111' then EndOfDecode(Decode_UNDEF);
constant integer t = UInt(Zt);
constant integer n = UInt(Rn);
constant integer m = UInt(Rm);
constant integer g = UInt(Pg);
constant integer esize = 32;
constant integer nreg = 4;
```

Assembler Symbols

- <Zt1> Is the name of the first scalable vector register to be transferred, encoded in the "Zt" field.
- <Zt2> Is the name of the second scalable vector register to be transferred, encoded as "Zt" plus 1 modulo 32.
- <Zt3> Is the name of the third scalable vector register to be transferred, encoded as "Zt" plus 2 modulo 32.
- <Zt4> Is the name of the fourth scalable vector register to be transferred, encoded as "Zt" plus 3 modulo 32.
- <Pg> Is the name of the governing scalable predicate register P0-P7, encoded in the "Pg" field.
- <Xn|SP> Is the 64-bit name of the general-purpose base register or stack pointer, encoded in the "Rn" field.
- <Xm> Is the 64-bit name of the general-purpose offset register, encoded in the "Rm" field.

Operation

```
CheckSVEEnabled();
constant integer VL = CurrentVL;
constant integer PL = VL DIV 8;
constant integer elements = VL DIV esize;
bits(64) base;
constant bits(PL) mask = P[g, PL];
bits(64) offset;
bits(64) addr;
constant integer mbytes = esize DIV 8;
array [0..3] of bits(VL) values;
constant boolean contiguous = TRUE;
constant boolean nontemporal = FALSE;
constant boolean tagchecked = TRUE;
constant AccessDescriptor accdesc = CreateAccDescSVE(MemOp\_LOAD, nontemporal, contiguous,
                                                    tagchecked);

if !AnyActiveElement(mask, esize) then
    if n == 31 && ConstrainUnpredictableBool(Unpredictable\_CHECKSPNONEACTIVE) then
        CheckSPAlignment();
    else
        if n == 31 then CheckSPAlignment();

base = if n == 31 then SP[64] else X[n, 64];
offset = X[m, 64];
addr = AddressAdd(base, UInt(offset) * mbytes, accdesc);

for e = 0 to elements-1
    for r = 0 to nreg-1
        if ActivePredicateElement(mask, e, esize) then
            Elem[values[r], e, esize] = Mem[addr, mbytes, accdesc];
        else
            Elem[values[r], e, esize] = Zeros(esize);
            addr = AddressIncrement(addr, mbytes, accdesc);

for r = 0 to nreg-1
    Z[(t+r) MOD 32, VL] = values[r];
```

Operational information

If PSTATE.DIT is 1, the timing of this instruction is insensitive to the value of the data being loaded or stored when its governing predicate register contains the same value for each execution.

Internal version only: aarchmrs v2025-03_rel, pseudocode v2025-03_rel ; Build timestamp: 2025-03-21T17:41

Copyright © 2010-2025 Arm Limited or its affiliates. All rights reserved. This document is Non-Confidential.

LDFF1B (scalar plus scalar)

Contiguous load first-fault unsigned bytes to vector (scalar index)

Contiguous load with first-faulting behavior of unsigned bytes to elements of a vector register from the memory address generated by a 64-bit scalar base and scalar index which is added to the base address. After each element access the index value is incremented, but the index register is not updated. Inactive elements will not cause a read from Device memory or signal a fault, and are set to zero in the destination vector.

This instruction is illegal when executed in Streaming SVE mode, unless FEAT_SME_FA64 is implemented and enabled.

It has encodings from 4 classes: [8-bit element](#), [16-bit element](#), [32-bit element](#) and [64-bit element](#)

8-bit element

(FEAT_SVE)

31	30	29	28	27	26	25	24	23	22	21	20	19	18	17	16	15	14	13	12	11	10	9	8	7	6	5	4	3	2	1	0	
1	0	1	0	0	1	0	0	0	0		Rm					0	1	1		Pg				Rn				Zt				
dtype																																

Encoding

```
LDFF1B { <Zt>.B }, <Pg>/Z, [<Xn|SP>{, <Xm>}]
```

Decode for this encoding

```
if !IsFeatureImplemented(FEAT_SVE) then EndOfDecode(Decode_UNDEF);
constant integer t = UInt(Zt);
constant integer n = UInt(Rn);
constant integer m = UInt(Rm);
constant integer g = UInt(Pg);
constant integer esize = 8;
constant integer msize = 8;
constant boolean unsigned = TRUE;
```

16-bit element

(FEAT_SVE)

31	30	29	28	27	26	25	24	23	22	21	20	19	18	17	16	15	14	13	12	11	10	9	8	7	6	5	4	3	2	1	0
1	0	1	0	0	1	0	0	0	0	1	Rm				0	1	1	Pg			Rn				Zt						
dtype																															

Encoding

```
LDFF1B { <Zt>.H }, <Pg>/Z, [<Xn|SP>{, <Xm>}]
```

Decode for this encoding

```
if !IsFeatureImplemented(FEAT_SVE) then EndOfDecode(Decode_UNDEF);
constant integer t = UInt(Zt);
constant integer n = UInt(Rn);
constant integer m = UInt(Rm);
constant integer g = UInt(Pg);
constant integer esize = 16;
constant integer msize = 8;
constant boolean unsigned = TRUE;
```

32-bit element

(FEAT_SVE)

31	30	29	28	27	26	25	24	23	22	21	20	19	18	17	16	15	14	13	12	11	10	9	8	7	6	5	4	3	2	1	0
1	0	1	0	0	1	0	0	0	1	0	Rm				0	1	1	Pg			Rn				Zt						
dtype																															

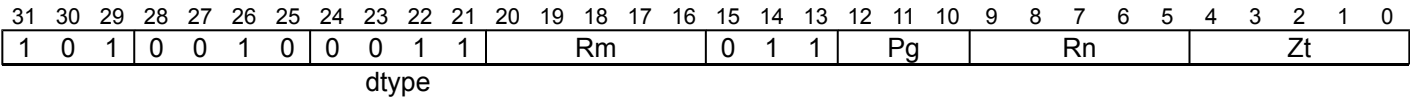
Encoding

```
LDFF1B { <Zt>.S }, <Pg>/Z, [<Xn|SP>{, <Xm>}]
```

Decode for this encoding

```
if !IsFeatureImplemented(FEAT_SVE) then EndOfDecode(Decode_UNDEF);
constant integer t = UInt(Zt);
constant integer n = UInt(Rn);
constant integer m = UInt(Rm);
constant integer g = UInt(Pg);
constant integer esize = 32;
constant integer msize = 8;
constant boolean unsigned = TRUE;
```

64-bit element
(FEAT_SVE)



Encoding

```
LDFF1B { <Zt>.D }, <Pg>/Z, [<Xn|SP>{, <Xm>}]
```

Decode for this encoding

```
if !IsFeatureImplemented(FEAT_SVE) then EndOfDecode(Decode_UNDEF);
constant integer t = UInt(Zt);
constant integer n = UInt(Rn);
constant integer m = UInt(Rm);
constant integer g = UInt(Pg);
constant integer esize = 64;
constant integer msize = 8;
constant boolean unsigned = TRUE;
```

Assembler Symbols

- <Zt> Is the name of the scalable vector register to be transferred, encoded in the "Zt" field.
- <Pg> Is the name of the governing scalable predicate register P0-P7, encoded in the "Pg" field.
- <Xn|SP> Is the 64-bit name of the general-purpose base register or stack pointer, encoded in the "Rn" field.
- <Xm> Is the optional 64-bit name of the general-purpose offset register, defaulting to XZR, encoded in the "Rm" field.

Operation

```
CheckNonStreamingSVEEnabled();
constant integer VL = CurrentVL;
constant integer PL = VL DIV 8;
constant integer elements = VL DIV esize;
bits(64) base;
constant bits(PL) mask = P[g, PL];
bits(VL) result;
constant bits(VL) orig = Z[t, VL];
bits(msize) data;
bits(64) offset;
bits(64) addr;
constant integer mbytes = msize DIV 8;
boolean fault = FALSE;
boolean faulted = FALSE;
boolean unknown = FALSE;
constant boolean contiguous = TRUE;
constant boolean tagchecked = TRUE;
AccessDescriptor accdesc = CreateAccDescSVEFF(contiguous, tagchecked);

if !AnyActiveElement(mask, esize) then
    if n == 31 && ConstrainUnpredictableBool(Unpredictable_CHECKSPNONEACTIVE) then
        CheckSPAlignment();
else
    if n == 31 then CheckSPAlignment();

base = if n == 31 then SP[64] else X[n, 64];
offset = X[m, 64];
addr = AddressAdd(base, UInt(offset) * mbytes, accdesc);

assert accdesc.first;

for e = 0 to elements-1
    if ActivePredicateElement(mask, e, esize) then
        if accdesc.first then
            // Mem[] will not return if a fault is detected for the first active element
            data = Mem[addr, mbytes, accdesc];
            accdesc.first = FALSE;
        else
            // MemNF[] will return fault=TRUE if access is not performed for any reason
            (data, fault) = MemNF[addr, mbytes, accdesc];
        else
            (data, fault) = (Zeros(msize), FALSE);
        addr = AddressIncrement(addr, mbytes, accdesc);

        // FFR elements set to FALSE following a suppressed access/fault
        faulted = faulted || fault;
        if faulted then
            ElemFFR[e, esize] = '0';

        // Value becomes CONSTRAINED UNPREDICTABLE after an FFR element is FALSE
        unknown = unknown || ElemFFR[e, esize] == '0';
        if unknown then
            if !fault && ConstrainUnpredictableBool(Unpredictable_SVELDNFDATA) then
                Elem[result, e, esize] = Extend(data, esize, unsigned);
            elsif ConstrainUnpredictableBool(Unpredictable_SVELDNFZERO) then
                Elem[result, e, esize] = Zeros(esize);
            else // merge
                Elem[result, e, esize] = Elem[orig, e, esize];
        else
            Elem[result, e, esize] = Extend(data, esize, unsigned);

Z[t, VL] = result;
```

LDFF1B (scalar plus vector)

Gather load first-fault unsigned bytes to vector (vector index)

Gather load with first-faulting behavior of unsigned bytes to active elements of a vector register from memory addresses generated by a 64-bit scalar base plus vector index. The index values are optionally sign or zero-extended from 32 to 64 bits. Inactive elements will not cause a read from Device memory or signal faults, and are set to zero in the destination vector.

This instruction is illegal when executed in Streaming SVE mode, unless FEAT_SME_FA64 is implemented and enabled.

It has encodings from 3 classes: [32-bit unpacked unscaled offset](#), [32-bit unscaled offset](#) and [64-bit unscaled offset](#)

32-bit unpacked unscaled offset (FEAT_SVE)

31	30	29	28	27	26	25	24	23	22	21	20	19	18	17	16	15	14	13	12	11	10	9	8	7	6	5	4	3	2	1	0
1	1	0	0	0	1	0	0	0	xs	0	Zm				0	1	1	Pg			Rn				Zt						
msz										U										ff											

Encoding

LDFF1B { <Zt>.D }, <Pg>/Z, [<Xn|SP>, <Zm>.D, <mod>]

Decode for this encoding

```
if !IsFeatureImplemented(FEAT_SVE) then EndOfDecode(Decode_UNDEF);
constant integer t = UInt(Zt);
constant integer n = UInt(Rn);
constant integer m = UInt(Zm);
constant integer g = UInt(Pg);
constant integer esize = 64;
constant integer msize = 8;
constant integer offs_size = 32;
constant boolean unsigned = TRUE;
constant boolean offs_unsigned = xs == '0';
constant integer scale = 0;
```

32-bit unscaled offset (FEAT_SVE)

31	30	29	28	27	26	25	24	23	22	21	20	19	18	17	16	15	14	13	12	11	10	9	8	7	6	5	4	3	2	1	0																				
1			0			0			0			0			1			0			xs			0			Zm				0			1			1			Pg				Rn				Zt			
opc										U										ff																															

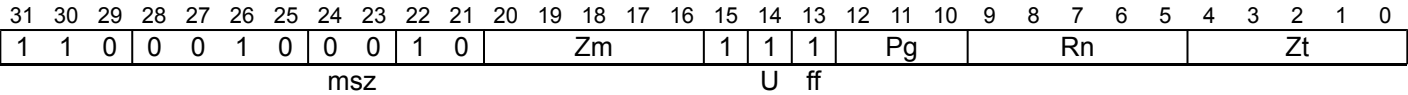
Encoding

LDFF1B { <Zt>.S }, <Pg>/Z, [<Xn|SP>, <Zm>.S, <mod>]

Decode for this encoding

```
if !IsFeatureImplemented(FEAT_SVE) then EndOfDecode(Decode_UNDEF);
constant integer t = UInt(Zt);
constant integer n = UInt(Rn);
constant integer m = UInt(Zm);
constant integer g = UInt(Pg);
constant integer esize = 32;
constant integer msize = 8;
constant integer offs_size = 32;
constant boolean unsigned = TRUE;
constant boolean offs_unsigned = xs == '0';
constant integer scale = 0;
```

64-bit unscaled offset
(FEAT_SVE)



Encoding

```
LDFF1B { <Zt>.D }, <Pg>/Z, [<Xn|SP>, <Zm>.D]
```

Decode for this encoding

```
if !IsFeatureImplemented(FEAT_SVE) then EndOfDecode(Decode_UNDEF);
constant integer t = UInt(Zt);
constant integer n = UInt(Rn);
constant integer m = UInt(Zm);
constant integer g = UInt(Pg);
constant integer esize = 64;
constant integer msize = 8;
constant integer offs_size = 64;
constant boolean unsigned = TRUE;
constant boolean offs_unsigned = TRUE;
constant integer scale = 0;
```

Assembler Symbols

- <Zt> Is the name of the scalable vector register to be transferred, encoded in the "Zt" field.
- <Pg> Is the name of the governing scalable predicate register P0-P7, encoded in the "Pg" field.
- <Xn|SP> Is the 64-bit name of the general-purpose base register or stack pointer, encoded in the "Rn" field.
- <Zm> Is the name of the offset scalable vector register, encoded in the "Zm" field.
- <mod> Is the index extend and shift specifier, encoded in “xs”:

xs	<mod>
0	UXTW
1	SXTW

Operation

```
CheckNonStreamingSVEEnabled();
constant integer VL = CurrentVL;
constant integer PL = VL DIV 8;
constant integer elements = VL DIV esize;
constant bits(PL) mask = P[g, PL];
bits(64) base;
bits(VL) offset;
bits(VL) result;
constant bits(VL) orig = Z[t, VL];
bits(msize) data;
constant integer mbytes = msize DIV 8;
boolean fault = FALSE;
boolean faulted = FALSE;
boolean unknown = FALSE;
constant boolean contiguous = FALSE;
constant boolean tagchecked = TRUE;
AccessDescriptor accdesc = CreateAccDescSVEFF(contiguous, tagchecked);

if !AnyActiveElement(mask, esize) then
    if n == 31 && ConstrainUnpredictableBool(Unpredictable_CHECKSPNONEACTIVE) then
        CheckSPAlignment();
    else
        if n == 31 then CheckSPAlignment();
        base = if n == 31 then SP[64] else X[n, 64];
        offset = Z[m, VL];

assert accdesc.first;

for e = 0 to elements-1
    if ActivePredicateElement(mask, e, esize) then
        constant integer off = Int(Elem[offset, e, esize]<offs_size-1:0>, offs_unsigned);
        constant bits(64) addr = AddressAdd(base, off << scale, accdesc);
        if accdesc.first then
            // Mem[] will not return if a fault is detected for the first active element
            data = Mem[addr, mbytes, accdesc];
            accdesc.first = FALSE;
        else
            // MemNF[] will return fault=TRUE if access is not performed for any reason
            (data, fault) = MemNF[addr, mbytes, accdesc];
        else
            (data, fault) = (Zeros(msize), FALSE);

        // FFR elements set to FALSE following a suppressed access/fault
        faulted = faulted || fault;
        if faulted then
            ElemFFR[e, esize] = '0';

        // Value becomes CONSTRAINED UNPREDICTABLE after an FFR element is FALSE
        unknown = unknown || ElemFFR[e, esize] == '0';
        if unknown then
            if !fault && ConstrainUnpredictableBool(Unpredictable_SVELDNFDATA) then
                Elem[result, e, esize] = Extend(data, esize, unsigned);
            elsif ConstrainUnpredictableBool(Unpredictable_SVELDNFZERO) then
                Elem[result, e, esize] = Zeros(esize);
            else // merge
                Elem[result, e, esize] = Elem[orig, e, esize];
        else
            Elem[result, e, esize] = Extend(data, esize, unsigned);

Z[t, VL] = result;
```

Internal version only: aarchmrs v2025-03_rel, pseudocode v2025-03_rel ; Build timestamp: 2025-03-21T17:41

Copyright © 2010-2025 Arm Limited or its affiliates. All rights reserved. This document is Non-Confidential.

LDF1B (vector plus immediate)

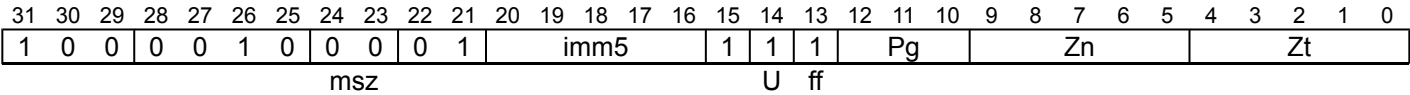
Gather load first-fault unsigned bytes to vector (immediate index)

Gather load with first-faulting behavior of unsigned bytes to active elements of a vector register from memory addresses generated by a vector base plus immediate index. The index is in the range 0 to 31. Inactive elements will not cause a read from Device memory or signal faults, and are set to zero in the destination vector.

This instruction is illegal when executed in Streaming SVE mode, unless FEAT_SME_FA64 is implemented and enabled.

It has encodings from 2 classes: [32-bit element](#) and [64-bit element](#)

32-bit element (FEAT_SVE)



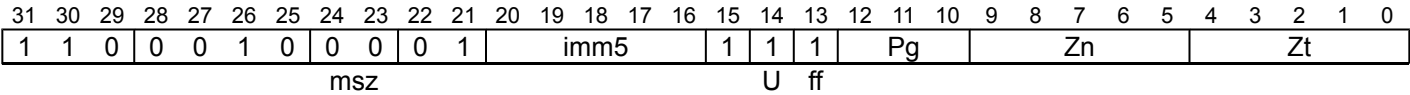
Encoding

LDF1B { <Zt>.S }, <Pg>/Z, [<Zn>.S{, #<imm>}]

Decode for this encoding

```
if !IsFeatureImplemented(FEAT_SVE) then EndOfDecode(Decode_UNDEF);
constant integer t = UInt(Zt);
constant integer n = UInt(Zn);
constant integer g = UInt(Pg);
constant integer esize = 32;
constant integer msize = 8;
constant boolean unsigned = TRUE;
constant integer offset = UInt(imm5);
```

64-bit element (FEAT_SVE)



Encoding

LDF1B { <Zt>.D }, <Pg>/Z, [<Zn>.D{, #<imm>}]

Decode for this encoding

```
if !IsFeatureImplemented(FEAT_SVE) then EndOfDecode(Decode_UNDEF);
constant integer t = UInt(Zt);
constant integer n = UInt(Zn);
constant integer g = UInt(Pg);
constant integer esize = 64;
constant integer msize = 8;
constant boolean unsigned = TRUE;
constant integer offset = UInt(imm5);
```

Assembler Symbols

- <Zt> Is the name of the scalable vector register to be transferred, encoded in the "Zt" field.
- <Pg> Is the name of the governing scalable predicate register P0-P7, encoded in the "Pg" field.
- <Zn> Is the name of the base scalable vector register, encoded in the "Zn" field.

<imm> Is the optional unsigned immediate byte offset, in the range 0 to 31, defaulting to 0, encoded in the "imm5" field.

Operation

```
CheckNonStreamingSVEEnabled();
constant integer VL = CurrentVL;
constant integer PL = VL DIV 8;
constant integer elements = VL DIV esize;
constant bits(PL) mask = P[g, PL];
bits(VL) base;
bits(VL) result;
constant bits(VL) orig = Z[t, VL];
bits(msize) data;
constant integer mbytes = msize DIV 8;
boolean fault = FALSE;
boolean faulted = FALSE;
boolean unknown = FALSE;
constant boolean contiguous = FALSE;
constant boolean tagchecked = TRUE;
AccessDescriptor accdesc = CreateAccDescSVEFF(contiguous, tagchecked);

if AnyActiveElement(mask, esize) then
    base = Z[n, VL];

assert accdesc.first;

for e = 0 to elements-1
    if ActivePredicateElement(mask, e, esize) then
        constant bits(64) baddr = ZeroExtend(Elem[base, e, esize], 64);
        constant bits(64) addr = AddressAdd(baddr, offset * mbytes, accdesc);
        if accdesc.first then
            // Mem[] will not return if a fault is detected for the first active element
            data = Mem[addr, mbytes, accdesc];
            accdesc.first = FALSE;
        else
            // MemNF[] will return fault=TRUE if access is not performed for any reason
            (data, fault) = MemNF[addr, mbytes, accdesc];
    else
        (data, fault) = (Zeros(msize), FALSE);

    // FFR elements set to FALSE following a suppressed access/fault
    faulted = faulted || fault;
    if faulted then
        ElemFFR[e, esize] = '0';

    // Value becomes CONSTRAINED UNPREDICTABLE after an FFR element is FALSE
    unknown = unknown || ElemFFR[e, esize] == '0';
    if unknown then
        if !fault && ConstrainUnpredictableBool(Unpredictable_SVELDNFDATA) then
            Elem[result, e, esize] = Extend(data, esize, unsigned);
        elsif ConstrainUnpredictableBool(Unpredictable_SVELDNFZERO) then
            Elem[result, e, esize] = Zeros(esize);
        else // merge
            Elem[result, e, esize] = Elem[orig, e, esize];
    else
        Elem[result, e, esize] = Extend(data, esize, unsigned);

Z[t, VL] = result;
```

Internal version only: aarchmrs v2025-03_rel, pseudocode v2025-03_rel ; Build timestamp: 2025-03-21T17:41

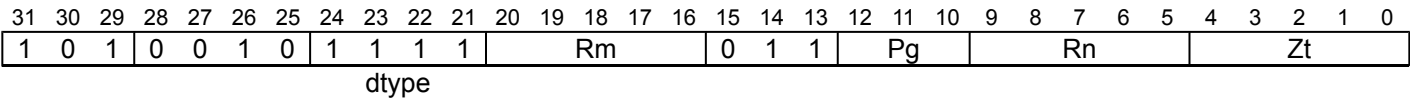
Copyright © 2010-2025 Arm Limited or its affiliates. All rights reserved. This document is Non-Confidential.

LDF1D (scalar plus scalar)

Contiguous load first-fault doublewords to vector (scalar index)

Contiguous load with first-faulting behavior of doublewords to elements of a vector register from the memory address generated by a 64-bit scalar base and scalar index which is multiplied by 8 and added to the base address. After each element access the index value is incremented, but the index register is not updated. Inactive elements will not cause a read from Device memory or signal a fault, and are set to zero in the destination vector. This instruction is illegal when executed in Streaming SVE mode, unless FEAT_SME_FA64 is implemented and enabled.

SVE
(FEAT_SVE)



Encoding

```
LDF1D { <Zt>.D }, <Pg>/Z, [<Xn|SP>{, <Xm>, LSL #3}]
```

Decode for this encoding

```
if !IsFeatureImplemented(FEAT_SVE) then EndOfDecode(Decode_UNDEF);
constant integer t = UInt(Zt);
constant integer n = UInt(Rn);
constant integer m = UInt(Rm);
constant integer g = UInt(Pg);
constant integer esize = 64;
constant integer msize = 64;
constant boolean unsigned = TRUE;
```

Assembler Symbols

- <Zt> Is the name of the scalable vector register to be transferred, encoded in the "Zt" field.
- <Pg> Is the name of the governing scalable predicate register P0-P7, encoded in the "Pg" field.
- <Xn|SP> Is the 64-bit name of the general-purpose base register or stack pointer, encoded in the "Rn" field.
- <Xm> Is the optional 64-bit name of the general-purpose offset register, defaulting to XZR, encoded in the "Rm" field.

Operation

```
CheckNonStreamingSVEEnabled();
constant integer VL = CurrentVL;
constant integer PL = VL DIV 8;
constant integer elements = VL DIV esize;
bits(64) base;
constant bits(PL) mask = P[g, PL];
bits(VL) result;
constant bits(VL) orig = Z[t, VL];
bits(msize) data;
bits(64) offset;
bits(64) addr;
constant integer mbytes = msize DIV 8;
boolean fault = FALSE;
boolean faulted = FALSE;
boolean unknown = FALSE;
constant boolean contiguous = TRUE;
constant boolean tagchecked = TRUE;
AccessDescriptor accdesc = CreateAccDescSVEFF(contiguous, tagchecked);

if !AnyActiveElement(mask, esize) then
    if n == 31 && ConstrainUnpredictableBool(Unpredictable_CHECKSPNONEACTIVE) then
        CheckSPAlignment();
else
    if n == 31 then CheckSPAlignment();

base = if n == 31 then SP[64] else X[n, 64];
offset = X[m, 64];
addr = AddressAdd(base, UInt(offset) * mbytes, accdesc);

assert accdesc.first;

for e = 0 to elements-1
    if ActivePredicateElement(mask, e, esize) then
        if accdesc.first then
            // Mem[] will not return if a fault is detected for the first active element
            data = Mem[addr, mbytes, accdesc];
            accdesc.first = FALSE;
        else
            // MemNF[] will return fault=TRUE if access is not performed for any reason
            (data, fault) = MemNF[addr, mbytes, accdesc];
    else
        (data, fault) = (Zeros(msize), FALSE);
    addr = AddressIncrement(addr, mbytes, accdesc);

    // FFR elements set to FALSE following a suppressed access/fault
    faulted = faulted || fault;
    if faulted then
        ElemFFR[e, esize] = '0';

    // Value becomes CONSTRAINED UNPREDICTABLE after an FFR element is FALSE
    unknown = unknown || ElemFFR[e, esize] == '0';
    if unknown then
        if !fault && ConstrainUnpredictableBool(Unpredictable_SVELDNFDATA) then
            Elem[result, e, esize] = Extend(data, esize, unsigned);
        elsif ConstrainUnpredictableBool(Unpredictable_SVELDNFZERO) then
            Elem[result, e, esize] = Zeros(esize);
        else // merge
            Elem[result, e, esize] = Elem[orig, e, esize];
    else
        Elem[result, e, esize] = Extend(data, esize, unsigned);

Z[t, VL] = result;
```

LDFF1D (scalar plus vector)

Gather load first-fault doublewords to vector (vector index)

Gather load with first-faulting behavior of doublewords to active elements of a vector register from memory addresses generated by a 64-bit scalar base plus vector index. The index values are optionally first sign or zero-extended from 32 to 64 bits and then optionally multiplied by 8. Inactive elements will not cause a read from Device memory or signal faults, and are set to zero in the destination vector.

This instruction is illegal when executed in Streaming SVE mode, unless FEAT_SME_FA64 is implemented and enabled.

It has encodings from 4 classes: [32-bit unpacked scaled offset](#), [32-bit unpacked unscaled offset](#), [64-bit scaled offset](#) and [64-bit unscaled offset](#)

32-bit unpacked scaled offset (FEAT_SVE)

31	30	29	28	27	26	25	24	23	22	21	20	19	18	17	16	15	14	13	12	11	10	9	8	7	6	5	4	3	2	1	0
1	1	0	0	0	1	0	1	1	xs	1	Zm				0	1	1	Pg				Rn				Zt					
opc											U ff																				

Encoding

LDFF1D { <Zt>.D }, <Pg>/Z, [<Xn|SP>, <Zm>.D, <mod> #3]

Decode for this encoding

```
if !IsFeatureImplemented(FEAT_SVE) then EndOfDecode(Decode_UNDEF);
constant integer t = UInt(Zt);
constant integer n = UInt(Rn);
constant integer m = UInt(Zm);
constant integer g = UInt(Pg);
constant integer esize = 64;
constant integer msize = 64;
constant integer offs_size = 32;
constant boolean unsigned = TRUE;
constant boolean offs_unsigned = xs == '0';
constant integer scale = 3;
```

32-bit unpacked unscaled offset (FEAT_SVE)

31	30	29	28	27	26	25	24	23	22	21	20	19	18	17	16	15	14	13	12	11	10	9	8	7	6	5	4	3	2	1	0
1	1	0	0	0	1	0	1	1	xs	0	Zm			0	1	1	Pg			Rn			Zt								
msz											U ff																				

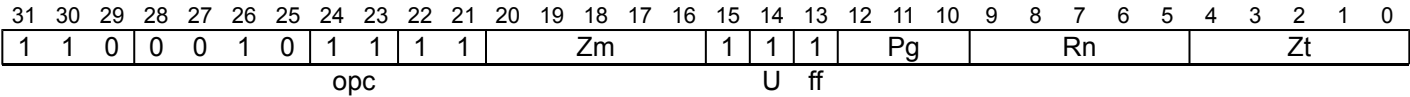
Encoding

LDFF1D { <Zt>.D }, <Pg>/Z, [<Xn|SP>, <Zm>.D, <mod>]

Decode for this encoding

```
if !IsFeatureImplemented(FEAT_SVE) then EndOfDecode(Decode_UNDEF);
constant integer t = UInt(Zt);
constant integer n = UInt(Rn);
constant integer m = UInt(Zm);
constant integer g = UInt(Pg);
constant integer esize = 64;
constant integer msize = 64;
constant integer offs_size = 32;
constant boolean unsigned = TRUE;
constant boolean offs_unsigned = xs == '0';
constant integer scale = 0;
```

64-bit scaled offset
(FEAT_SVE)



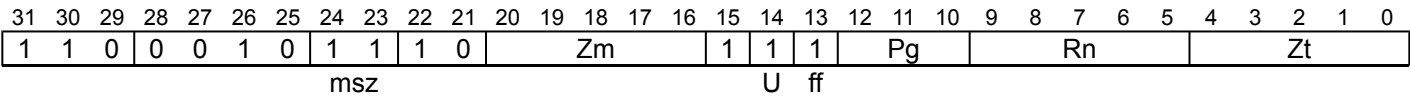
Encoding

```
LDFFD { <Zt>.D }, <Pg>/Z, [<Xn|SP>, <Zm>.D, LSL #3]
```

Decode for this encoding

```
if !IsFeatureImplemented(FEAT_SVE) then EndOfDecode(Decode_UNDEF);
constant integer t = UInt(Zt);
constant integer n = UInt(Rn);
constant integer m = UInt(Zm);
constant integer g = UInt(Pg);
constant integer esize = 64;
constant integer msize = 64;
constant integer offs_size = 64;
constant boolean unsigned = TRUE;
constant boolean offs_unsigned = TRUE;
constant integer scale = 3;
```

64-bit unscaled offset
(FEAT_SVE)



Encoding

```
LDFFD { <Zt>.D }, <Pg>/Z, [<Xn|SP>, <Zm>.D]
```

Decode for this encoding

```
if !IsFeatureImplemented(FEAT_SVE) then EndOfDecode(Decode_UNDEF);
constant integer t = UInt(Zt);
constant integer n = UInt(Rn);
constant integer m = UInt(Zm);
constant integer g = UInt(Pg);
constant integer esize = 64;
constant integer msize = 64;
constant integer offs_size = 64;
constant boolean unsigned = TRUE;
constant boolean offs_unsigned = TRUE;
constant integer scale = 0;
```

Assembler Symbols

- <Zt> Is the name of the scalable vector register to be transferred, encoded in the "Zt" field.
- <Pg> Is the name of the governing scalable predicate register P0-P7, encoded in the "Pg" field.
- <Xn|SP> Is the 64-bit name of the general-purpose base register or stack pointer, encoded in the "Rn" field.
- <Zm> Is the name of the offset scalable vector register, encoded in the "Zm" field.
- <mod> Is the index extend and shift specifier, encoded in "xs":

xs	<mod>
0	UXTW
1	SXTW

Operation

```

CheckNonStreamingSVEEnabled();
constant integer VL = CurrentVL;
constant integer PL = VL DIV 8;
constant integer elements = VL DIV esize;
constant bits(PL) mask = P[g, PL];
bits(64) base;
bits(VL) offset;
bits(VL) result;
constant bits(VL) orig = Z[t, VL];
bits(msize) data;
constant integer mbytes = msize DIV 8;
boolean fault = FALSE;
boolean faulted = FALSE;
boolean unknown = FALSE;
constant boolean contiguous = FALSE;
constant boolean tagchecked = TRUE;
AccessDescriptor accdesc = CreateAccDescSVEFF(contiguous, tagchecked);

if !AnyActiveElement(mask, esize) then
    if n == 31 && ConstrainUnpredictableBool(Unpredictable\_CHECKSPNONEACTIVE) then
        CheckSPAlignment();
    else
        if n == 31 then CheckSPAlignment();
        base = if n == 31 then SP[64] else X[n, 64];
        offset = Z[m, VL];

assert accdesc.first;

for e = 0 to elements-1
    if ActivePredicateElement(mask, e, esize) then
        constant integer off = Int(Elem[offset, e, esize]<offs_size-1:0>, offs_unsigned);
        constant bits(64) addr = AddressAdd(base, off << scale, accdesc);
        if accdesc.first then
            // Mem[] will not return if a fault is detected for the first active element
            data = Mem[addr, mbytes, accdesc];
            accdesc.first = FALSE;
        else
            // MemNF[] will return fault=TRUE if access is not performed for any reason
            (data, fault) = MemNF[addr, mbytes, accdesc];
    else
        (data, fault) = (Zeros(msize), FALSE);

    // FFR elements set to FALSE following a suppressed access/fault
    faulted = faulted || fault;
    if faulted then
        ElemFFR[e, esize] = '0';

    // Value becomes CONSTRAINED UNPREDICTABLE after an FFR element is FALSE
    unknown = unknown || ElemFFR[e, esize] == '0';
    if unknown then
        if !fault && ConstrainUnpredictableBool(Unpredictable\_SVELDNFDATA) then
            Elem[result, e, esize] = Extend(data, esize, unsigned);
        elsif ConstrainUnpredictableBool(Unpredictable\_SVELDNFZERO) then
            Elem[result, e, esize] = Zeros(esize);
        else // merge
            Elem[result, e, esize] = Elem[orig, e, esize];
    else
        Elem[result, e, esize] = Extend(data, esize, unsigned);

Z[t, VL] = result;

```

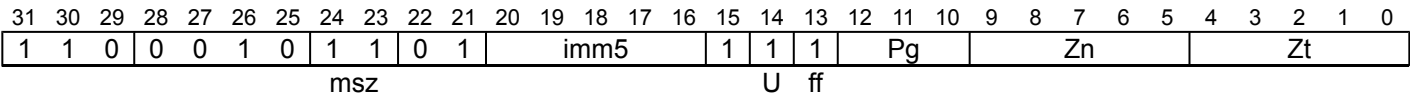

LDFF1D (vector plus immediate)

Gather load first-fault doublewords to vector (immediate index)

Gather load with first-faulting behavior of doublewords to active elements of a vector register from memory addresses generated by a vector base plus immediate index. The index is a multiple of 8 in the range 0 to 248. Inactive elements will not cause a read from Device memory or signal faults, and are set to zero in the destination vector.

This instruction is illegal when executed in Streaming SVE mode, unless FEAT_SME_FA64 is implemented and enabled.

SVE
(FEAT_SVE)



Encoding

LDFF1D { <Zt>.D }, <Pg>/Z, [<Zn>.D{, #<imm>}]

Decode for this encoding

```
if !IsFeatureImplemented(FEAT_SVE) then EndOfDecode(Decode_UNDEF);
constant integer t = UInt(Zt);
constant integer n = UInt(Zn);
constant integer g = UInt(Pg);
constant integer esize = 64;
constant integer msize = 64;
constant boolean unsigned = TRUE;
constant integer offset = UInt(imm5);
```

Assembler Symbols

- <Zt> Is the name of the scalable vector register to be transferred, encoded in the "Zt" field.
- <Pg> Is the name of the governing scalable predicate register P0-P7, encoded in the "Pg" field.
- <Zn> Is the name of the base scalable vector register, encoded in the "Zn" field.
- <imm> Is the optional unsigned immediate byte offset, a multiple of 8 in the range 0 to 248, defaulting to 0, encoded in the "imm5" field.

Operation

```
CheckNonStreamingSVEEnabled();
constant integer VL = CurrentVL;
constant integer PL = VL DIV 8;
constant integer elements = VL DIV esize;
constant bits(PL) mask = P[g, PL];
bits(VL) base;
bits(VL) result;
constant bits(VL) orig = Z[t, VL];
bits(msize) data;
constant integer mbytes = msize DIV 8;
boolean fault = FALSE;
boolean faulted = FALSE;
boolean unknown = FALSE;
constant boolean contiguous = FALSE;
constant boolean tagchecked = TRUE;
AccessDescriptor accdesc = CreateAccDescSVEFF(contiguous, tagchecked);

if AnyActiveElement(mask, esize) then
    base = Z[n, VL];

assert accdesc.first;

for e = 0 to elements-1
    if ActivePredicateElement(mask, e, esize) then
        constant bits(64) baddr = ZeroExtend(Elem[base, e, esize], 64);
        constant bits(64) addr = AddressAdd(baddr, offset * mbytes, accdesc);
        if accdesc.first then
            // Mem[] will not return if a fault is detected for the first active element
            data = Mem[addr, mbytes, accdesc];
            accdesc.first = FALSE;
        else
            // MemNF[] will return fault=TRUE if access is not performed for any reason
            (data, fault) = MemNF[addr, mbytes, accdesc];
    else
        (data, fault) = (Zeros(msize), FALSE);

    // FFR elements set to FALSE following a suppressed access/fault
    faulted = faulted || fault;
    if faulted then
        ElemFFR[e, esize] = '0';

    // Value becomes CONSTRAINED UNPREDICTABLE after an FFR element is FALSE
    unknown = unknown || ElemFFR[e, esize] == '0';
    if unknown then
        if !fault && ConstrainUnpredictableBool(Unpredictable\_SVELDNFDATA) then
            Elem[result, e, esize] = Extend(data, esize, unsigned);
        elsif ConstrainUnpredictableBool(Unpredictable\_SVELDNFZERO) then
            Elem[result, e, esize] = Zeros(esize);
        else // merge
            Elem[result, e, esize] = Elem[orig, e, esize];
    else
        Elem[result, e, esize] = Extend(data, esize, unsigned);

Z[t, VL] = result;
```

Internal version only: aarchmrs v2025-03_rel, pseudocode v2025-03_rel ; Build timestamp: 2025-03-21T17:41

Copyright © 2010-2025 Arm Limited or its affiliates. All rights reserved. This document is Non-Confidential.

LDFF1H (scalar plus scalar)

Contiguous load first-fault unsigned halfwords to vector (scalar index)

Contiguous load with first-faulting behavior of unsigned halfwords to elements of a vector register from the memory address generated by a 64-bit scalar base and scalar index which is multiplied by 2 and added to the base address. After each element access the index value is incremented, but the index register is not updated. Inactive elements will not cause a read from Device memory or signal a fault, and are set to zero in the destination vector. This instruction is illegal when executed in Streaming SVE mode, unless FEAT_SME_FA64 is implemented and enabled.

It has encodings from 3 classes: [16-bit element](#), [32-bit element](#) and [64-bit element](#)

16-bit element (FEAT_SVE)

31	30	29	28	27	26	25	24	23	22	21	20	19	18	17	16	15	14	13	12	11	10	9	8	7	6	5	4	3	2	1	0
1	0	1	0	0	1	0	0	1	0	1	Rm				0	1	1	Pg			Rn				Zt						
dtype																															

Encoding

```
LDFF1H { <Zt>.H }, <Pg>/Z, [<Xn|SP>{, <Xm>, LSL #1}]
```

Decode for this encoding

```
if !IsFeatureImplemented(FEAT_SVE) then EndOfDecode(Decode_UNDEF);
constant integer t = UInt(Zt);
constant integer n = UInt(Rn);
constant integer m = UInt(Rm);
constant integer g = UInt(Pg);
constant integer esize = 16;
constant integer msize = 16;
constant boolean unsigned = TRUE;
```

32-bit element (FEAT_SVE)

31	30	29	28	27	26	25	24	23	22	21	20	19	18	17	16	15	14	13	12	11	10	9	8	7	6	5	4	3	2	1	0
1	0	1	0	0	1	0	0	1	1	0	Rm				0	1	1	Pg			Rn				Zt						
dtype																															

Encoding

```
LDFF1H { <Zt>.S }, <Pg>/Z, [<Xn|SP>{, <Xm>, LSL #1}]
```

Decode for this encoding

```
if !IsFeatureImplemented(FEAT_SVE) then EndOfDecode(Decode_UNDEF);
constant integer t = UInt(Zt);
constant integer n = UInt(Rn);
constant integer m = UInt(Rm);
constant integer g = UInt(Pg);
constant integer esize = 32;
constant integer msize = 16;
constant boolean unsigned = TRUE;
```

64-bit element (FEAT_SVE)

31	30	29	28	27	26	25	24	23	22	21	20	19	18	17	16	15	14	13	12	11	10	9	8	7	6	5	4	3	2	1	0
1	0	1	0	0	1	0	0	1	1	1	Rm				0	1	1	Pg			Rn				Zt						
dtype																															

Encoding

```
LDF1H { <Zt>.D }, <Pg>/Z, [<Xn|SP>{, <Xm>, LSL #1}]
```

Decode for this encoding

```
if !IsFeatureImplemented(FEAT_SVE) then EndOfDecode(Decode_UNDEF);
constant integer t = UInt(Zt);
constant integer n = UInt(Rn);
constant integer m = UInt(Rm);
constant integer g = UInt(Pg);
constant integer esize = 64;
constant integer msize = 16;
constant boolean unsigned = TRUE;
```

Assembler Symbols

- <Zt> Is the name of the scalable vector register to be transferred, encoded in the "Zt" field.
- <Pg> Is the name of the governing scalable predicate register P0-P7, encoded in the "Pg" field.
- <Xn|SP> Is the 64-bit name of the general-purpose base register or stack pointer, encoded in the "Rn" field.
- <Xm> Is the optional 64-bit name of the general-purpose offset register, defaulting to XZR, encoded in the "Rm" field.

Operation

```
CheckNonStreamingSVEEnabled();
constant integer VL = CurrentVL;
constant integer PL = VL DIV 8;
constant integer elements = VL DIV esize;
bits(64) base;
constant bits(PL) mask = P[g, PL];
bits(VL) result;
constant bits(VL) orig = Z[t, VL];
bits(msize) data;
bits(64) offset;
bits(64) addr;
constant integer mbytes = msize DIV 8;
boolean fault = FALSE;
boolean faulted = FALSE;
boolean unknown = FALSE;
constant boolean contiguous = TRUE;
constant boolean tagchecked = TRUE;
AccessDescriptor accdesc = CreateAccDescSVEFF(contiguous, tagchecked);

if !AnyActiveElement(mask, esize) then
    if n == 31 && ConstrainUnpredictableBool(Unpredictable\_CHECKSPNONEACTIVE) then
        CheckSPAlignment();
    else
        if n == 31 then CheckSPAlignment();

base = if n == 31 then SP[64] else X[n, 64];
offset = X[m, 64];
addr = AddressAdd(base, UInt(offset) * mbytes, accdesc);

assert accdesc.first;

for e = 0 to elements-1
    if ActivePredicateElement(mask, e, esize) then
        if accdesc.first then
            // Mem[] will not return if a fault is detected for the first active element
            data = Mem[addr, mbytes, accdesc];
            accdesc.first = FALSE;
        else
            // MemNF[] will return fault=TRUE if access is not performed for any reason
            (data, fault) = MemNF[addr, mbytes, accdesc];
    else
        (data, fault) = (Zeros(msize), FALSE);
    addr = AddressIncrement(addr, mbytes, accdesc);

    // FFR elements set to FALSE following a suppressed access/fault
    faulted = faulted || fault;
    if faulted then
        ElemFFR[e, esize] = '0';

    // Value becomes CONSTRAINED UNPREDICTABLE after an FFR element is FALSE
    unknown = unknown || ElemFFR[e, esize] == '0';
    if unknown then
        if !fault && ConstrainUnpredictableBool(Unpredictable\_SVELDNFDATA) then
            Elem[result, e, esize] = Extend(data, esize, unsigned);
        elsif ConstrainUnpredictableBool(Unpredictable\_SVELDNFZERO) then
            Elem[result, e, esize] = Zeros(esize);
        else // merge
            Elem[result, e, esize] = Elem[orig, e, esize];
    else
        Elem[result, e, esize] = Extend(data, esize, unsigned);

Z[t, VL] = result;
```

LDFF1H (scalar plus vector)

Gather load first-fault unsigned halfwords to vector (vector index)

Gather load with first-faulting behavior of unsigned halfwords to active elements of a vector register from memory addresses generated by a 64-bit scalar base plus vector index. The index values are optionally first sign or zero-extended from 32 to 64 bits and then optionally multiplied by 2. Inactive elements will not cause a read from Device memory or signal faults, and are set to zero in the destination vector.

This instruction is illegal when executed in Streaming SVE mode, unless FEAT_SME_FA64 is implemented and enabled.

It has encodings from 6 classes: [32-bit scaled offset](#) , [32-bit unpacked scaled offset](#) , [32-bit unpacked unscaled offset](#) , [32-bit unscaled offset](#) , [64-bit scaled offset](#) and [64-bit unscaled offset](#)

32-bit scaled offset

(FEAT_SVE)

31	30	29	28	27	26	25	24	23	22	21	20	19	18	17	16	15	14	13	12	11	10	9	8	7	6	5	4	3	2	1	0
1	0	0	0	0	1	0	0	1	xs	1					Zm	0	1	1		Pg									Zt		
																U ff															

Encoding

LDFF1H { <Zt>.S }, <Pg>/Z, [<Xn|SP>, <Zm>.S, <mod> #1]

Decode for this encoding

```
if !IsFeatureImplemented(FEAT_SVE) then EndOfDecode(Decode_UNDEF);
constant integer t = UInt(Zt);
constant integer n = UInt(Rn);
constant integer m = UInt(Zm);
constant integer g = UInt(Pg);
constant integer esize = 32;
constant integer msize = 16;
constant integer offs_size = 32;
constant boolean unsigned = TRUE;
constant boolean offs_unsigned = xs == '0';
constant integer scale = 1;
```

32-bit unpacked scaled offset

(FEAT_SVE)

31	30	29	28	27	26	25	24	23	22	21	20	19	18	17	16	15	14	13	12	11	10	9	8	7	6	5	4	3	2	1	0
1	1	0	0	0	1	0	0	1	xs	1					Zm	0	1	1		Pg									Zt		
opc																U ff															

Encoding

LDFF1H { <Zt>.D }, <Pg>/Z, [<Xn|SP>, <Zm>.D, <mod> #1]

Decode for this encoding

```
if !IsFeatureImplemented(FEAT_SVE) then EndOfDecode(Decode_UNDEF);
constant integer t = UInt(Zt);
constant integer n = UInt(Rn);
constant integer m = UInt(Zm);
constant integer g = UInt(Pg);
constant integer esize = 64;
constant integer msize = 16;
constant integer offs_size = 32;
constant boolean unsigned = TRUE;
constant boolean offs_unsigned = xs == '0';
constant integer scale = 1;
```

32-bit unpacked unscaled offset (FEAT_SVE)

31	30	29	28	27	26	25	24	23	22	21	20	19	18	17	16	15	14	13	12	11	10	9	8	7	6	5	4	3	2	1	0
1	1	0	0	0	1	0	0	1	xs	0	Zm				0	1	1	Pg			Rn				Zt						
msz										U										ff											

Encoding

LDFFH { <Zt>.D }, <Pg>/Z, [<Xn|SP>, <Zm>.D, <mod>]

Decode for this encoding

```
if !IsFeatureImplemented(FEAT_SVE) then EndOfDecode(Decode_UNDEF);
constant integer t = UInt(Zt);
constant integer n = UInt(Rn);
constant integer m = UInt(Zm);
constant integer g = UInt(Pg);
constant integer esize = 64;
constant integer msize = 16;
constant integer offs_size = 32;
constant boolean unsigned = TRUE;
constant boolean offs_unsigned = xs == '0';
constant integer scale = 0;
```

32-bit unscaled offset (FEAT_SVE)

31	30	29	28	27	26	25	24	23	22	21	20	19	18	17	16	15	14	13	12	11	10	9	8	7	6	5	4	3	2	1	0
1	0	0	0	0	1	0	0	1	xs	0	Zm				0	1	1	Pg			Rn				Zt						
opc										U										ff											

Encoding

LDFFH { <Zt>.S }, <Pg>/Z, [<Xn|SP>, <Zm>.S, <mod>]

Decode for this encoding

```
if !IsFeatureImplemented(FEAT_SVE) then EndOfDecode(Decode_UNDEF);
constant integer t = UInt(Zt);
constant integer n = UInt(Rn);
constant integer m = UInt(Zm);
constant integer g = UInt(Pg);
constant integer esize = 32;
constant integer msize = 16;
constant integer offs_size = 32;
constant boolean unsigned = TRUE;
constant boolean offs_unsigned = xs == '0';
constant integer scale = 0;
```

64-bit scaled offset (FEAT_SVE)

31	30	29	28	27	26	25	24	23	22	21	20	19	18	17	16	15	14	13	12	11	10	9	8	7	6	5	4	3	2	1	0
1	1	0	0	0	1	0	0	1	1	1	Zm				1	1	1	Pg			Rn				Zt						
opc										U										ff											

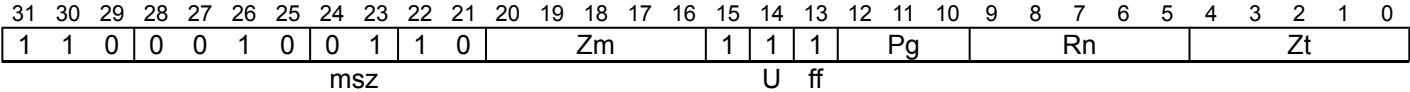
Encoding

LDFFlH { <Zt>.D }, <Pg>/Z, [<Xn|SP>, <Zm>.D, LSL #1]

Decode for this encoding

```
if !IsFeatureImplemented(FEAT_SVE) then EndOfDecode(Decode_UNDEF);
constant integer t = UInt(Zt);
constant integer n = UInt(Rn);
constant integer m = UInt(Zm);
constant integer g = UInt(Pg);
constant integer esize = 64;
constant integer msize = 16;
constant integer offs_size = 64;
constant boolean unsigned = TRUE;
constant boolean offs_unsigned = TRUE;
constant integer scale = 1;
```

64-bit unscaled offset
(FEAT_SVE)



Encoding

LDFFlH { <Zt>.D }, <Pg>/Z, [<Xn|SP>, <Zm>.D]

Decode for this encoding

```
if !IsFeatureImplemented(FEAT_SVE) then EndOfDecode(Decode_UNDEF);
constant integer t = UInt(Zt);
constant integer n = UInt(Rn);
constant integer m = UInt(Zm);
constant integer g = UInt(Pg);
constant integer esize = 64;
constant integer msize = 16;
constant integer offs_size = 64;
constant boolean unsigned = TRUE;
constant boolean offs_unsigned = TRUE;
constant integer scale = 0;
```

Assembler Symbols

- <Zt> Is the name of the scalable vector register to be transferred, encoded in the "Zt" field.
- <Pg> Is the name of the governing scalable predicate register P0-P7, encoded in the "Pg" field.
- <Xn|SP> Is the 64-bit name of the general-purpose base register or stack pointer, encoded in the "Rn" field.
- <Zm> Is the name of the offset scalable vector register, encoded in the "Zm" field.
- <mod> Is the index extend and shift specifier, encoded in “xs”:

xs	<mod>
0	UXTW
1	SXTW

Operation

```
CheckNonStreamingSVEEnabled();
constant integer VL = CurrentVL;
constant integer PL = VL DIV 8;
constant integer elements = VL DIV esize;
constant bits(PL) mask = P[g, PL];
bits(64) base;
bits(VL) offset;
bits(VL) result;
constant bits(VL) orig = Z[t, VL];
bits(msize) data;
constant integer mbytes = msize DIV 8;
boolean fault = FALSE;
boolean faulted = FALSE;
boolean unknown = FALSE;
constant boolean contiguous = FALSE;
constant boolean tagchecked = TRUE;
AccessDescriptor accdesc = CreateAccDescSVEFF(contiguous, tagchecked);

if !AnyActiveElement(mask, esize) then
    if n == 31 && ConstrainUnpredictableBool(Unpredictable_CHECKSPNONEACTIVE) then
        CheckSPAlignment();
    else
        if n == 31 then CheckSPAlignment();
        base = if n == 31 then SP[64] else X[n, 64];
        offset = Z[m, VL];

assert accdesc.first;

for e = 0 to elements-1
    if ActivePredicateElement(mask, e, esize) then
        constant integer off = Int(Elem[offset, e, esize]<offs_size-1:0>, offs_unsigned);
        constant bits(64) addr = AddressAdd(base, off << scale, accdesc);
        if accdesc.first then
            // Mem[] will not return if a fault is detected for the first active element
            data = Mem[addr, mbytes, accdesc];
            accdesc.first = FALSE;
        else
            // MemNF[] will return fault=TRUE if access is not performed for any reason
            (data, fault) = MemNF[addr, mbytes, accdesc];
        else
            (data, fault) = (Zeros(msize), FALSE);

        // FFR elements set to FALSE following a suppressed access/fault
        faulted = faulted || fault;
        if faulted then
            ElemFFR[e, esize] = '0';

        // Value becomes CONSTRAINED UNPREDICTABLE after an FFR element is FALSE
        unknown = unknown || ElemFFR[e, esize] == '0';
        if unknown then
            if !fault && ConstrainUnpredictableBool(Unpredictable_SVELDNFDATA) then
                Elem[result, e, esize] = Extend(data, esize, unsigned);
            elsif ConstrainUnpredictableBool(Unpredictable_SVELDNFZERO) then
                Elem[result, e, esize] = Zeros(esize);
            else // merge
                Elem[result, e, esize] = Elem[orig, e, esize];
        else
            Elem[result, e, esize] = Extend(data, esize, unsigned);

Z[t, VL] = result;
```

Internal version only: aarchmrs v2025-03_rel, pseudocode v2025-03_rel ; Build timestamp: 2025-03-21T17:41

Copyright © 2010-2025 Arm Limited or its affiliates. All rights reserved. This document is Non-Confidential.

LDFF1H (vector plus immediate)

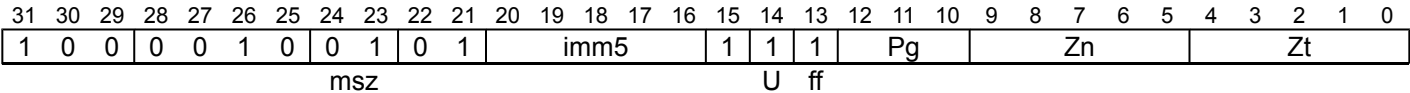
Gather load first-fault unsigned halfwords to vector (immediate index)

Gather load with first-faulting behavior of unsigned halfwords to active elements of a vector register from memory addresses generated by a vector base plus immediate index. The index is a multiple of 2 in the range 0 to 62. Inactive elements will not cause a read from Device memory or signal faults, and are set to zero in the destination vector.

This instruction is illegal when executed in Streaming SVE mode, unless FEAT_SME_FA64 is implemented and enabled.

It has encodings from 2 classes: [32-bit element](#) and [64-bit element](#)

32-bit element (FEAT_SVE)



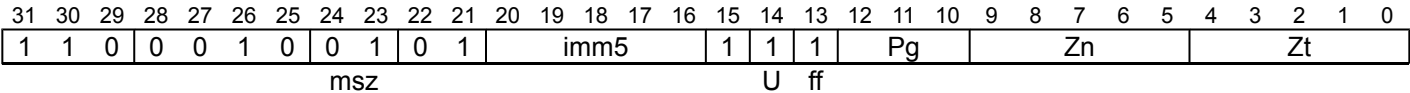
Encoding

LDFF1H { <Zt>.S }, <Pg>/Z, [<Zn>.S{, #<imm>}]

Decode for this encoding

```
if !IsFeatureImplemented(FEAT_SVE) then EndOfDecode(Decode_UNDEF);
constant integer t = UInt(Zt);
constant integer n = UInt(Zn);
constant integer g = UInt(Pg);
constant integer esize = 32;
constant integer msize = 16;
constant boolean unsigned = TRUE;
constant integer offset = UInt(imm5);
```

64-bit element (FEAT_SVE)



Encoding

LDFF1H { <Zt>.D }, <Pg>/Z, [<Zn>.D{, #<imm>}]

Decode for this encoding

```
if !IsFeatureImplemented(FEAT_SVE) then EndOfDecode(Decode_UNDEF);
constant integer t = UInt(Zt);
constant integer n = UInt(Zn);
constant integer g = UInt(Pg);
constant integer esize = 64;
constant integer msize = 16;
constant boolean unsigned = TRUE;
constant integer offset = UInt(imm5);
```

Assembler Symbols

- <Zt> Is the name of the scalable vector register to be transferred, encoded in the "Zt" field.
- <Pg> Is the name of the governing scalable predicate register P0-P7, encoded in the "Pg" field.
- <Zn> Is the name of the base scalable vector register, encoded in the "Zn" field.

<imm> Is the optional unsigned immediate byte offset, a multiple of 2 in the range 0 to 62, defaulting to 0, encoded in the "imm5" field.

Operation

```
CheckNonStreamingSVEEnabled();
constant integer VL = CurrentVL;
constant integer PL = VL DIV 8;
constant integer elements = VL DIV esize;
constant bits(PL) mask = P[g, PL];
bits(VL) base;
bits(VL) result;
constant bits(VL) orig = Z[t, VL];
bits(msize) data;
constant integer mbytes = msize DIV 8;
boolean fault = FALSE;
boolean faulted = FALSE;
boolean unknown = FALSE;
constant boolean contiguous = FALSE;
constant boolean tagchecked = TRUE;
AccessDescriptor accdesc = CreateAccDescSVEFF(contiguous, tagchecked);

if AnyActiveElement(mask, esize) then
    base = Z[n, VL];

assert accdesc.first;

for e = 0 to elements-1
    if ActivePredicateElement(mask, e, esize) then
        constant bits(64) baddr = ZeroExtend(Elem[base, e, esize], 64);
        constant bits(64) addr = AddressAdd(baddr, offset * mbytes, accdesc);
        if accdesc.first then
            // Mem[] will not return if a fault is detected for the first active element
            data = Mem[addr, mbytes, accdesc];
            accdesc.first = FALSE;
        else
            // MemNF[] will return fault=TRUE if access is not performed for any reason
            (data, fault) = MemNF[addr, mbytes, accdesc];
    else
        (data, fault) = (Zeros(msize), FALSE);

    // FFR elements set to FALSE following a suppressed access/fault
    faulted = faulted || fault;
    if faulted then
        ElemFFR[e, esize] = '0';

    // Value becomes CONSTRAINED UNPREDICTABLE after an FFR element is FALSE
    unknown = unknown || ElemFFR[e, esize] == '0';
    if unknown then
        if !fault && ConstrainUnpredictableBool(Unpredictable_SVELDNFDATA) then
            Elem[result, e, esize] = Extend(data, esize, unsigned);
        elsif ConstrainUnpredictableBool(Unpredictable_SVELDNFZERO) then
            Elem[result, e, esize] = Zeros(esize);
        else // merge
            Elem[result, e, esize] = Elem[orig, e, esize];
    else
        Elem[result, e, esize] = Extend(data, esize, unsigned);

Z[t, VL] = result;
```

Internal version only: aarchmrs v2025-03_rel, pseudocode v2025-03_rel ; Build timestamp: 2025-03-21T17:41

Copyright © 2010-2025 Arm Limited or its affiliates. All rights reserved. This document is Non-Confidential.

LDFF1SB (scalar plus scalar)

Contiguous load first-fault signed bytes to vector (scalar index)

Contiguous load with first-faulting behavior of signed bytes to elements of a vector register from the memory address generated by a 64-bit scalar base and scalar index which is added to the base address. After each element access the index value is incremented, but the index register is not updated. Inactive elements will not cause a read from Device memory or signal a fault, and are set to zero in the destination vector.

This instruction is illegal when executed in Streaming SVE mode, unless FEAT_SME_FA64 is implemented and enabled.

It has encodings from 3 classes: [16-bit element](#), [32-bit element](#) and [64-bit element](#)

16-bit element

(FEAT_SVE)

31	30	29	28	27	26	25	24	23	22	21	20	19	18	17	16	15	14	13	12	11	10	9	8	7	6	5	4	3	2	1	0
1	0	1	0	0	1	0	1	1	1	0	Rm				0	1	1	Pg			Rn				Zt						
dtype																															

Encoding

```
LDFF1SB { <Zt>.H }, <Pg>/Z, [<Xn|SP>{, <Xm>}]
```

Decode for this encoding

```
if !IsFeatureImplemented(FEAT_SVE) then EndOfDecode(Decode_UNDEF);
constant integer t = UInt(Zt);
constant integer n = UInt(Rn);
constant integer m = UInt(Rm);
constant integer g = UInt(Pg);
constant integer esize = 16;
constant integer msize = 8;
constant boolean unsigned = FALSE;
```

32-bit element

(FEAT_SVE)

31	30	29	28	27	26	25	24	23	22	21	20	19	18	17	16	15	14	13	12	11	10	9	8	7	6	5	4	3	2	1	0
1	0	1	0	0	1	0	1	1	0	1	Rm				0	1	1	Pg			Rn				Zt						
dtype																															

Encoding

```
LDFF1SB { <Zt>.S }, <Pg>/Z, [<Xn|SP>{, <Xm>}]
```

Decode for this encoding

```
if !IsFeatureImplemented(FEAT_SVE) then EndOfDecode(Decode_UNDEF);
constant integer t = UInt(Zt);
constant integer n = UInt(Rn);
constant integer m = UInt(Rm);
constant integer g = UInt(Pg);
constant integer esize = 32;
constant integer msize = 8;
constant boolean unsigned = FALSE;
```

64-bit element

(FEAT_SVE)

31	30	29	28	27	26	25	24	23	22	21	20	19	18	17	16	15	14	13	12	11	10	9	8	7	6	5	4	3	2	1	0
1	0	1	0	0	1	0	1	1	0	0	Rm				0	1	1	Pg			Rn				Zt						
dtype																															

Encoding

```
LDFFlSB { <Zt>.D }, <Pg>/Z, [<Xn|SP>{, <Xm>}]
```

Decode for this encoding

```
if !IsFeatureImplemented(FEAT_SVE) then EndOfDecode(Decode_UNDEF);
constant integer t = UInt(Zt);
constant integer n = UInt(Rn);
constant integer m = UInt(Rm);
constant integer g = UInt(Pg);
constant integer esize = 64;
constant integer msize = 8;
constant boolean unsigned = FALSE;
```

Assembler Symbols

<Zt>	Is the name of the scalable vector register to be transferred, encoded in the "Zt" field.
<Pg>	Is the name of the governing scalable predicate register P0-P7, encoded in the "Pg" field.
<Xn SP>	Is the 64-bit name of the general-purpose base register or stack pointer, encoded in the "Rn" field.
<Xm>	Is the optional 64-bit name of the general-purpose offset register, defaulting to XZR, encoded in the "Rm" field.

Operation

```
CheckNonStreamingSVEEnabled();
constant integer VL = CurrentVL;
constant integer PL = VL DIV 8;
constant integer elements = VL DIV esize;
bits(64) base;
constant bits(PL) mask = P[g, PL];
bits(VL) result;
constant bits(VL) orig = Z[t, VL];
bits(msize) data;
bits(64) offset;
bits(64) addr;
constant integer mbytes = msize DIV 8;
boolean fault = FALSE;
boolean faulted = FALSE;
boolean unknown = FALSE;
constant boolean contiguous = TRUE;
constant boolean tagchecked = TRUE;
AccessDescriptor accdesc = CreateAccDescSVEFF(contiguous, tagchecked);

if !AnyActiveElement(mask, esize) then
    if n == 31 && ConstrainUnpredictableBool(Unpredictable_CHECKSPNONEACTIVE) then
        CheckSPAlignment();
else
    if n == 31 then CheckSPAlignment();

base = if n == 31 then SP[64] else X[n, 64];
offset = X[m, 64];
addr = AddressAdd(base, UInt(offset) * mbytes, accdesc);

assert accdesc.first;

for e = 0 to elements-1
    if ActivePredicateElement(mask, e, esize) then
        if accdesc.first then
            // Mem[] will not return if a fault is detected for the first active element
            data = Mem[addr, mbytes, accdesc];
            accdesc.first = FALSE;
        else
            // MemNF[] will return fault=TRUE if access is not performed for any reason
            (data, fault) = MemNF[addr, mbytes, accdesc];
    else
        (data, fault) = (Zeros(msize), FALSE);
    addr = AddressIncrement(addr, mbytes, accdesc);

    // FFR elements set to FALSE following a suppressed access/fault
    faulted = faulted || fault;
    if faulted then
        ElemFFR[e, esize] = '0';

    // Value becomes CONSTRAINED UNPREDICTABLE after an FFR element is FALSE
    unknown = unknown || ElemFFR[e, esize] == '0';
    if unknown then
        if !fault && ConstrainUnpredictableBool(Unpredictable_SVELDNFDATA) then
            Elem[result, e, esize] = Extend(data, esize, unsigned);
        elsif ConstrainUnpredictableBool(Unpredictable_SVELDNFZERO) then
            Elem[result, e, esize] = Zeros(esize);
        else // merge
            Elem[result, e, esize] = Elem[orig, e, esize];
    else
        Elem[result, e, esize] = Extend(data, esize, unsigned);

Z[t, VL] = result;
```

LDFF1SB (scalar plus vector)

Gather load first-fault signed bytes to vector (vector index)

Gather load with first-faulting behavior of signed bytes to active elements of a vector register from memory addresses generated by a 64-bit scalar base plus vector index. The index values are optionally sign or zero-extended from 32 to 64 bits. Inactive elements will not cause a read from Device memory or signal faults, and are set to zero in the destination vector.

This instruction is illegal when executed in Streaming SVE mode, unless FEAT_SME_FA64 is implemented and enabled.

It has encodings from 3 classes: [32-bit unpacked unscaled offset](#), [32-bit unscaled offset](#) and [64-bit unscaled offset](#)

32-bit unpacked unscaled offset (FEAT_SVE)

31	30	29	28	27	26	25	24	23	22	21	20	19	18	17	16	15	14	13	12	11	10	9	8	7	6	5	4	3	2	1	0
1	1	0	0	0	1	0	0	0	xs	0	Zm				0	0	1	Pg			Rn				Zt						
msz											U																	ff			

Encoding

LDFF1SB { <Zt>.D }, <Pg>/Z, [<Xn|SP>, <Zm>.D, <mod>]

Decode for this encoding

```
if !IsFeatureImplemented(FEAT_SVE) then EndOfDecode(Decode_UNDEF);
constant integer t = UInt(Zt);
constant integer n = UInt(Rn);
constant integer m = UInt(Zm);
constant integer g = UInt(Pg);
constant integer esize = 64;
constant integer msize = 8;
constant integer offs_size = 32;
constant boolean unsigned = FALSE;
constant boolean offs_unsigned = xs == '0';
constant integer scale = 0;
```

32-bit unscaled offset (FEAT_SVE)

31	30	29	28	27	26	25	24	23	22	21	20	19	18	17	16	15	14	13	12	11	10	9	8	7	6	5	4	3	2	1	0
1	0	0	0	0	1	0	0	0	xs	0	Zm				0	0	1	Pg			Rn				Zt						
opc											U																	ff			

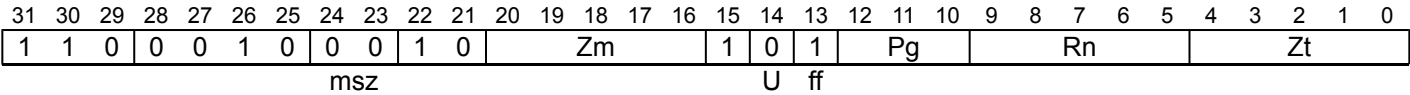
Encoding

LDFF1SB { <Zt>.S }, <Pg>/Z, [<Xn|SP>, <Zm>.S, <mod>]

Decode for this encoding

```
if !IsFeatureImplemented(FEAT_SVE) then EndOfDecode(Decode_UNDEF);
constant integer t = UInt(Zt);
constant integer n = UInt(Rn);
constant integer m = UInt(Zm);
constant integer g = UInt(Pg);
constant integer esize = 32;
constant integer msize = 8;
constant integer offs_size = 32;
constant boolean unsigned = FALSE;
constant boolean offs_unsigned = xs == '0';
constant integer scale = 0;
```

64-bit unscaled offset
(FEAT_SVE)



Encoding

```
LDF1SB { <Zt>.D }, <Pg>/Z, [<Xn|SP>, <Zm>.D]
```

Decode for this encoding

```
if !IsFeatureImplemented(FEAT_SVE) then EndOfDecode(Decode_UNDEF);
constant integer t = UInt(Zt);
constant integer n = UInt(Rn);
constant integer m = UInt(Zm);
constant integer g = UInt(Pg);
constant integer esize = 64;
constant integer msize = 8;
constant integer offs_size = 64;
constant boolean unsigned = FALSE;
constant boolean offs_unsigned = TRUE;
constant integer scale = 0;
```

Assembler Symbols

- <Zt> Is the name of the scalable vector register to be transferred, encoded in the "Zt" field.
- <Pg> Is the name of the governing scalable predicate register P0-P7, encoded in the "Pg" field.
- <Xn|SP> Is the 64-bit name of the general-purpose base register or stack pointer, encoded in the "Rn" field.
- <Zm> Is the name of the offset scalable vector register, encoded in the "Zm" field.
- <mod> Is the index extend and shift specifier, encoded in "xs":

xs	<mod>
0	UXTW
1	SXTW

Operation

```
CheckNonStreamingSVEEnabled();
constant integer VL = CurrentVL;
constant integer PL = VL DIV 8;
constant integer elements = VL DIV esize;
constant bits(PL) mask = P[g, PL];
bits(64) base;
bits(VL) offset;
bits(VL) result;
constant bits(VL) orig = Z[t, VL];
bits(msize) data;
constant integer mbytes = msize DIV 8;
boolean fault = FALSE;
boolean faulted = FALSE;
boolean unknown = FALSE;
constant boolean contiguous = FALSE;
constant boolean tagchecked = TRUE;
AccessDescriptor accdesc = CreateAccDescSVEFF(contiguous, tagchecked);

if !AnyActiveElement(mask, esize) then
    if n == 31 && ConstrainUnpredictableBool(Unpredictable_CHECKSPNONEACTIVE) then
        CheckSPAlignment();
    else
        if n == 31 then CheckSPAlignment();
        base = if n == 31 then SP[64] else X[n, 64];
        offset = Z[m, VL];

assert accdesc.first;

for e = 0 to elements-1
    if ActivePredicateElement(mask, e, esize) then
        constant integer off = Int(Elem[offset, e, esize]<offs_size-1:0>, offs_unsigned);
        constant bits(64) addr = AddressAdd(base, off << scale, accdesc);
        if accdesc.first then
            // Mem[] will not return if a fault is detected for the first active element
            data = Mem[addr, mbytes, accdesc];
            accdesc.first = FALSE;
        else
            // MemNF[] will return fault=TRUE if access is not performed for any reason
            (data, fault) = MemNF[addr, mbytes, accdesc];
    else
        (data, fault) = (Zeros(msize), FALSE);

    // FFR elements set to FALSE following a suppressed access/fault
    faulted = faulted || fault;
    if faulted then
        ElemFFR[e, esize] = '0';

    // Value becomes CONSTRAINED UNPREDICTABLE after an FFR element is FALSE
    unknown = unknown || ElemFFR[e, esize] == '0';
    if unknown then
        if !fault && ConstrainUnpredictableBool(Unpredictable_SVELDNFDATA) then
            Elem[result, e, esize] = Extend(data, esize, unsigned);
        elsif ConstrainUnpredictableBool(Unpredictable_SVELDNFZERO) then
            Elem[result, e, esize] = Zeros(esize);
        else // merge
            Elem[result, e, esize] = Elem[orig, e, esize];
    else
        Elem[result, e, esize] = Extend(data, esize, unsigned);

Z[t, VL] = result;
```

Internal version only: aarchmrs v2025-03_rel, pseudocode v2025-03_rel ; Build timestamp: 2025-03-21T17:41

Copyright © 2010-2025 Arm Limited or its affiliates. All rights reserved. This document is Non-Confidential.

LDFF1SB (vector plus immediate)

Gather load first-fault signed bytes to vector (immediate index)

Gather load with first-faulting behavior of signed bytes to active elements of a vector register from memory addresses generated by a vector base plus immediate index. The index is in the range 0 to 31. Inactive elements will not cause a read from Device memory or signal faults, and are set to zero in the destination vector.

This instruction is illegal when executed in Streaming SVE mode, unless FEAT_SME_FA64 is implemented and enabled.

It has encodings from 2 classes: [32-bit element](#) and [64-bit element](#)

32-bit element (FEAT_SVE)

31	30	29	28	27	26	25	24	23	22	21	20	19	18	17	16	15	14	13	12	11	10	9	8	7	6	5	4	3	2	1	0	
1	0	0	0	0	1	0	0	0	0	1	imm5					1	0	1	Pg			Zn				Zt						
msz											U																	ff				

Encoding

LDFF1SB { <Zt>.S }, <Pg>/Z, [<Zn>.S{, #<imm>}]

Decode for this encoding

```
if !IsFeatureImplemented(FEAT_SVE) then EndOfDecode(Decode_UNDEF);
constant integer t = UInt(Zt);
constant integer n = UInt(Zn);
constant integer g = UInt(Pg);
constant integer esize = 32;
constant integer msize = 8;
constant boolean unsigned = FALSE;
constant integer offset = UInt(imm5);
```

64-bit element (FEAT_SVE)

31	30	29	28	27	26	25	24	23	22	21	20	19	18	17	16	15	14	13	12	11	10	9	8	7	6	5	4	3	2	1	0
1	1	0	0	0	1	0	0	0	0	1	imm5					1	0	1	Pg			Zn				Zt					
msz											U ff																				

Encoding

LDFF1SB { <Zt>.D }, <Pg>/Z, [<Zn>.D{, #<imm>}]

Decode for this encoding

```
if !IsFeatureImplemented(FEAT_SVE) then EndOfDecode(Decode_UNDEF);
constant integer t = UInt(Zt);
constant integer n = UInt(Zn);
constant integer g = UInt(Pg);
constant integer esize = 64;
constant integer msize = 8;
constant boolean unsigned = FALSE;
constant integer offset = UInt(imm5);
```

Assembler Symbols

- <Zt> Is the name of the scalable vector register to be transferred, encoded in the "Zt" field.
- <Pg> Is the name of the governing scalable predicate register P0-P7, encoded in the "Pg" field.
- <Zn> Is the name of the base scalable vector register, encoded in the "Zn" field.

<imm> Is the optional unsigned immediate byte offset, in the range 0 to 31, defaulting to 0, encoded in the "imm5" field.

Operation

```
CheckNonStreamingSVEEnabled();
constant integer VL = CurrentVL;
constant integer PL = VL DIV 8;
constant integer elements = VL DIV esize;
constant bits(PL) mask = P[g, PL];
bits(VL) base;
bits(VL) result;
constant bits(VL) orig = Z[t, VL];
bits(msize) data;
constant integer mbytes = msize DIV 8;
boolean fault = FALSE;
boolean faulted = FALSE;
boolean unknown = FALSE;
constant boolean contiguous = FALSE;
constant boolean tagchecked = TRUE;
AccessDescriptor accdesc = CreateAccDescSVEFF(contiguous, tagchecked);

if AnyActiveElement(mask, esize) then
    base = Z[n, VL];

assert accdesc.first;

for e = 0 to elements-1
    if ActivePredicateElement(mask, e, esize) then
        constant bits(64) baddr = ZeroExtend(Elem[base, e, esize], 64);
        constant bits(64) addr = AddressAdd(baddr, offset * mbytes, accdesc);
        if accdesc.first then
            // Mem[] will not return if a fault is detected for the first active element
            data = Mem[addr, mbytes, accdesc];
            accdesc.first = FALSE;
        else
            // MemNF[] will return fault=TRUE if access is not performed for any reason
            (data, fault) = MemNF[addr, mbytes, accdesc];
    else
        (data, fault) = (Zeros(msize), FALSE);

    // FFR elements set to FALSE following a suppressed access/fault
    faulted = faulted || fault;
    if faulted then
        ElemFFR[e, esize] = '0';

    // Value becomes CONSTRAINED UNPREDICTABLE after an FFR element is FALSE
    unknown = unknown || ElemFFR[e, esize] == '0';
    if unknown then
        if !fault && ConstrainUnpredictableBool(Unpredictable_SVELDNFDATA) then
            Elem[result, e, esize] = Extend(data, esize, unsigned);
        elsif ConstrainUnpredictableBool(Unpredictable_SVELDNFZERO) then
            Elem[result, e, esize] = Zeros(esize);
        else // merge
            Elem[result, e, esize] = Elem[orig, e, esize];
    else
        Elem[result, e, esize] = Extend(data, esize, unsigned);

Z[t, VL] = result;
```

Internal version only: aarchmrs v2025-03_rel, pseudocode v2025-03_rel ; Build timestamp: 2025-03-21T17:41

Copyright © 2010-2025 Arm Limited or its affiliates. All rights reserved. This document is Non-Confidential.

LDF1SH (scalar plus scalar)

Contiguous load first-fault signed halfwords to vector (scalar index)

Contiguous load with first-faulting behavior of signed halfwords to elements of a vector register from the memory address generated by a 64-bit scalar base and scalar index which is multiplied by 2 and added to the base address. After each element access the index value is incremented, but the index register is not updated. Inactive elements will not cause a read from Device memory or signal a fault, and are set to zero in the destination vector.

This instruction is illegal when executed in Streaming SVE mode, unless FEAT_SME_FA64 is implemented and enabled.

It has encodings from 2 classes: [32-bit element](#) and [64-bit element](#)

32-bit element (FEAT_SVE)

31	30	29	28	27	26	25	24	23	22	21	20	19	18	17	16	15	14	13	12	11	10	9	8	7	6	5	4	3	2	1	0
1	0	1	0	0	1	0	1	0	0	1	Rm				0	1	1	Pg			Rn				Zt						
dtype																															

Encoding

LDF1SH { <Zt>.S }, <Pg>/Z, [<Xn|SP>{, <Xm>, LSL #1}]

Decode for this encoding

```
if !IsFeatureImplemented(FEAT_SVE) then EndOfDecode(Decode_UNDEF);
constant integer t = UInt(Zt);
constant integer n = UInt(Rn);
constant integer m = UInt(Rm);
constant integer g = UInt(Pg);
constant integer esize = 32;
constant integer msize = 16;
constant boolean unsigned = FALSE;
```

64-bit element (FEAT_SVE)

31	30	29	28	27	26	25	24	23	22	21	20	19	18	17	16	15	14	13	12	11	10	9	8	7	6	5	4	3	2	1	0
1	0	1	0	0	1	0	1	0	0	0	Rm				0	1	1	Pg			Rn				Zt						
dtype																															

Encoding

LDF1SH { <Zt>.D }, <Pg>/Z, [<Xn|SP>{, <Xm>, LSL #1}]

Decode for this encoding

```
if !IsFeatureImplemented(FEAT_SVE) then EndOfDecode(Decode_UNDEF);
constant integer t = UInt(Zt);
constant integer n = UInt(Rn);
constant integer m = UInt(Rm);
constant integer g = UInt(Pg);
constant integer esize = 64;
constant integer msize = 16;
constant boolean unsigned = FALSE;
```

Assembler Symbols

<Zt>	Is the name of the scalable vector register to be transferred, encoded in the "Zt" field.
<Pg>	Is the name of the governing scalable predicate register P0-P7, encoded in the "Pg" field.
<Xn SP>	Is the 64-bit name of the general-purpose base register or stack pointer, encoded in the "Rn" field.

<Xm> Is the optional 64-bit name of the general-purpose offset register, defaulting to XZR, encoded in the "Rm" field.

Operation

```
CheckNonStreamingSVEEnabled();
constant integer VL = CurrentVL;
constant integer PL = VL DIV 8;
constant integer elements = VL DIV esize;
bits(64) base;
constant bits(PL) mask = P[g, PL];
bits(VL) result;
constant bits(VL) orig = Z[t, VL];
bits(msize) data;
bits(64) offset;
bits(64) addr;
constant integer mbytes = msize DIV 8;
boolean fault = FALSE;
boolean faulted = FALSE;
boolean unknown = FALSE;
constant boolean contiguous = TRUE;
constant boolean tagchecked = TRUE;
AccessDescriptor accdesc = CreateAccDescSVEFF(contiguous, tagchecked);

if !AnyActiveElement(mask, esize) then
    if n == 31 && ConstrainUnpredictableBool(Unpredictable_CHECKSPNONEACTIVE) then
        CheckSPAlignment();
else
    if n == 31 then CheckSPAlignment();

base = if n == 31 then SP[64] else X[n, 64];
offset = X[m, 64];
addr = AddressAdd(base, UInt(offset) * mbytes, accdesc);

assert accdesc.first;

for e = 0 to elements-1
    if ActivePredicateElement(mask, e, esize) then
        if accdesc.first then
            // Mem[] will not return if a fault is detected for the first active element
            data = Mem[addr, mbytes, accdesc];
            accdesc.first = FALSE;
        else
            // MemNF[] will return fault=TRUE if access is not performed for any reason
            (data, fault) = MemNF[addr, mbytes, accdesc];
        else
            (data, fault) = (Zeros(msize), FALSE);
        addr = AddressIncrement(addr, mbytes, accdesc);

        // FFR elements set to FALSE following a suppressed access/fault
        faulted = faulted || fault;
        if faulted then
            ElemFFR[e, esize] = '0';

        // Value becomes CONSTRAINED UNPREDICTABLE after an FFR element is FALSE
        unknown = unknown || ElemFFR[e, esize] == '0';
        if unknown then
            if !fault && ConstrainUnpredictableBool(Unpredictable_SVELDNFDATA) then
                Elem[result, e, esize] = Extend(data, esize, unsigned);
            elsif ConstrainUnpredictableBool(Unpredictable_SVELDNFZERO) then
                Elem[result, e, esize] = Zeros(esize);
            else // merge
                Elem[result, e, esize] = Elem[orig, e, esize];
        else
            Elem[result, e, esize] = Extend(data, esize, unsigned);

Z[t, VL] = result;
```


LDFF1SH (scalar plus vector)

Gather load first-fault signed halfwords to vector (vector index)

Gather load with first-faulting behavior of signed halfwords to active elements of a vector register from memory addresses generated by a 64-bit scalar base plus vector index. The index values are optionally first sign or zero-extended from 32 to 64 bits and then optionally multiplied by 2. Inactive elements will not cause a read from Device memory or signal faults, and are set to zero in the destination vector.

This instruction is illegal when executed in Streaming SVE mode, unless FEAT_SME_FA64 is implemented and enabled.

It has encodings from 6 classes: [32-bit scaled offset](#) , [32-bit unpacked scaled offset](#) , [32-bit unpacked unscaled offset](#) , [32-bit unscaled offset](#) , [64-bit scaled offset](#) and [64-bit unscaled offset](#)

32-bit scaled offset

(FEAT_SVE)

31	30	29	28	27	26	25	24	23	22	21	20	19	18	17	16	15	14	13	12	11	10	9	8	7	6	5	4	3	2	1	0
1	0	0	0	0	1	0	0	1	xs	1	Zm				0	0	1	Pg				Rn				Zt					
											U ff																				

Encoding

LDFF1SH { <Zt>.S }, <Pg>/Z, [<Xn|SP>, <Zm>.S, <mod> #1]

Decode for this encoding

```
if !IsFeatureImplemented(FEAT_SVE) then EndOfDecode(Decode_UNDEF);
constant integer t = UInt(Zt);
constant integer n = UInt(Rn);
constant integer m = UInt(Zm);
constant integer g = UInt(Pg);
constant integer esize = 32;
constant integer msize = 16;
constant integer offs_size = 32;
constant boolean unsigned = FALSE;
constant boolean offs_unsigned = xs == '0';
constant integer scale = 1;
```

32-bit unpacked scaled offset

(FEAT_SVE)

31	30	29	28	27	26	25	24	23	22	21	20	19	18	17	16	15	14	13	12	11	10	9	8	7	6	5	4	3	2	1	0
1	1	0	0	0	1	0	0	1	xs	1	Zm				0	0	1	Pg				Rn				Zt					
opc											U ff																				

Encoding

LDFF1SH { <Zt>.D }, <Pg>/Z, [<Xn|SP>, <Zm>.D, <mod> #1]

Decode for this encoding

```
if !IsFeatureImplemented(FEAT_SVE) then EndOfDecode(Decode_UNDEF);
constant integer t = UInt(Zt);
constant integer n = UInt(Rn);
constant integer m = UInt(Zm);
constant integer g = UInt(Pg);
constant integer esize = 64;
constant integer msize = 16;
constant integer offs_size = 32;
constant boolean unsigned = FALSE;
constant boolean offs_unsigned = xs == '0';
constant integer scale = 1;
```

32-bit unpacked unscaled offset (FEAT_SVE)

31	30	29	28	27	26	25	24	23	22	21	20	19	18	17	16	15	14	13	12	11	10	9	8	7	6	5	4	3	2	1	0
1	1	0	0	0	1	0	0	1	xs	0	Zm				0	0	1	Pg			Rn				Zt						
msz										U										ff											

Encoding

LDFFI SH { <Zt>.D }, <Pg>/Z, [<Xn|SP>, <Zm>.D, <mod>]

Decode for this encoding

```

if !IsFeatureImplemented(FEAT_SVE) then EndOfDecode(Decode_UNDEF);
constant integer t = UInt(Zt);
constant integer n = UInt(Rn);
constant integer m = UInt(Zm);
constant integer g = UInt(Pg);
constant integer esize = 64;
constant integer msize = 16;
constant integer offs_size = 32;
constant boolean unsigned = FALSE;
constant boolean offs_unsigned = xs == '0';
constant integer scale = 0;

```

32-bit unscaled offset (FEAT_SVE)

31	30	29	28	27	26	25	24	23	22	21	20	19	18	17	16	15	14	13	12	11	10	9	8	7	6	5	4	3	2	1	0
1	0	0	0	0	1	0	0	1	xs	0	Zm				0	0	1	Pg			Rn				Zt						
opc										U										ff											

Encoding

LDFFI SH { <Zt>.S }, <Pg>/Z, [<Xn|SP>, <Zm>.S, <mod>]

Decode for this encoding

```

if !IsFeatureImplemented(FEAT_SVE) then EndOfDecode(Decode_UNDEF);
constant integer t = UInt(Zt);
constant integer n = UInt(Rn);
constant integer m = UInt(Zm);
constant integer g = UInt(Pg);
constant integer esize = 32;
constant integer msize = 16;
constant integer offs_size = 32;
constant boolean unsigned = FALSE;
constant boolean offs_unsigned = xs == '0';
constant integer scale = 0;

```

64-bit scaled offset (FEAT_SVE)

31	30	29	28	27	26	25	24	23	22	21	20	19	18	17	16	15	14	13	12	11	10	9	8	7	6	5	4	3	2	1	0
1	1	0	0	0	1	0	0	1	1	1	Zm				1	0	1	Pg			Rn				Zt						
opc										U										ff											

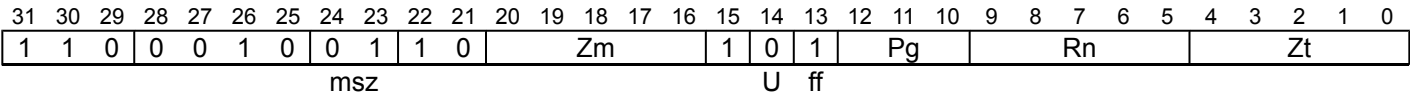
Encoding

LDDFF1SH { <Zt>.D }, <Pg>/Z, [<Xn|SP>, <Zm>.D, LSL #1]

Decode for this encoding

```
if !IsFeatureImplemented(FEAT_SVE) then EndOfDecode(Decode_UNDEF);
constant integer t = UInt(Zt);
constant integer n = UInt(Rn);
constant integer m = UInt(Zm);
constant integer g = UInt(Pg);
constant integer esize = 64;
constant integer msize = 16;
constant integer offs_size = 64;
constant boolean unsigned = FALSE;
constant boolean offs_unsigned = TRUE;
constant integer scale = 1;
```

64-bit unscaled offset
(FEAT_SVE)



Encoding

LDDFF1SH { <Zt>.D }, <Pg>/Z, [<Xn|SP>, <Zm>.D]

Decode for this encoding

```
if !IsFeatureImplemented(FEAT_SVE) then EndOfDecode(Decode_UNDEF);
constant integer t = UInt(Zt);
constant integer n = UInt(Rn);
constant integer m = UInt(Zm);
constant integer g = UInt(Pg);
constant integer esize = 64;
constant integer msize = 16;
constant integer offs_size = 64;
constant boolean unsigned = FALSE;
constant boolean offs_unsigned = TRUE;
constant integer scale = 0;
```

Assembler Symbols

- <Zt> Is the name of the scalable vector register to be transferred, encoded in the "Zt" field.
- <Pg> Is the name of the governing scalable predicate register P0-P7, encoded in the "Pg" field.
- <Xn|SP> Is the 64-bit name of the general-purpose base register or stack pointer, encoded in the "Rn" field.
- <Zm> Is the name of the offset scalable vector register, encoded in the "Zm" field.
- <mod> Is the index extend and shift specifier, encoded in "xs":

xs	<mod>
0	UXTW
1	SXTW

Operation

```
CheckNonStreamingSVEEnabled();
constant integer VL = CurrentVL;
constant integer PL = VL DIV 8;
constant integer elements = VL DIV esize;
constant bits(PL) mask = P[g, PL];
bits(64) base;
bits(VL) offset;
bits(VL) result;
constant bits(VL) orig = Z[t, VL];
bits(msize) data;
constant integer mbytes = msize DIV 8;
boolean fault = FALSE;
boolean faulted = FALSE;
boolean unknown = FALSE;
constant boolean contiguous = FALSE;
constant boolean tagchecked = TRUE;
AccessDescriptor accdesc = CreateAccDescSVEFF(contiguous, tagchecked);

if !AnyActiveElement(mask, esize) then
    if n == 31 && ConstrainUnpredictableBool(Unpredictable_CHECKSPNONEACTIVE) then
        CheckSPAlignment();
    else
        if n == 31 then CheckSPAlignment();
        base = if n == 31 then SP[64] else X[n, 64];
        offset = Z[m, VL];

assert accdesc.first;

for e = 0 to elements-1
    if ActivePredicateElement(mask, e, esize) then
        constant integer off = Int(Elem[offset, e, esize]<offs_size-1:0>, offs_unsigned);
        constant bits(64) addr = AddressAdd(base, off << scale, accdesc);
        if accdesc.first then
            // Mem[] will not return if a fault is detected for the first active element
            data = Mem[addr, mbytes, accdesc];
            accdesc.first = FALSE;
        else
            // MemNF[] will return fault=TRUE if access is not performed for any reason
            (data, fault) = MemNF[addr, mbytes, accdesc];
    else
        (data, fault) = (Zeros(msize), FALSE);

    // FFR elements set to FALSE following a suppressed access/fault
    faulted = faulted || fault;
    if faulted then
        ElemFFR[e, esize] = '0';

    // Value becomes CONSTRAINED UNPREDICTABLE after an FFR element is FALSE
    unknown = unknown || ElemFFR[e, esize] == '0';
    if unknown then
        if !fault && ConstrainUnpredictableBool(Unpredictable_SVELDNFDATA) then
            Elem[result, e, esize] = Extend(data, esize, unsigned);
        elsif ConstrainUnpredictableBool(Unpredictable_SVELDNFZERO) then
            Elem[result, e, esize] = Zeros(esize);
        else // merge
            Elem[result, e, esize] = Elem[orig, e, esize];
    else
        Elem[result, e, esize] = Extend(data, esize, unsigned);

Z[t, VL] = result;
```

Internal version only: aarchmrs v2025-03_rel, pseudocode v2025-03_rel ; Build timestamp: 2025-03-21T17:41

Copyright © 2010-2025 Arm Limited or its affiliates. All rights reserved. This document is Non-Confidential.

LDFF1SH (vector plus immediate)

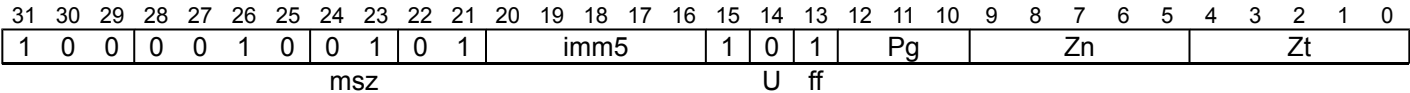
Gather load first-fault signed halfwords to vector (immediate index)

Gather load with first-faulting behavior of signed halfwords to active elements of a vector register from memory addresses generated by a vector base plus immediate index. The index is a multiple of 2 in the range 0 to 62. Inactive elements will not cause a read from Device memory or signal faults, and are set to zero in the destination vector.

This instruction is illegal when executed in Streaming SVE mode, unless FEAT_SME_FA64 is implemented and enabled.

It has encodings from 2 classes: [32-bit element](#) and [64-bit element](#)

32-bit element (FEAT_SVE)



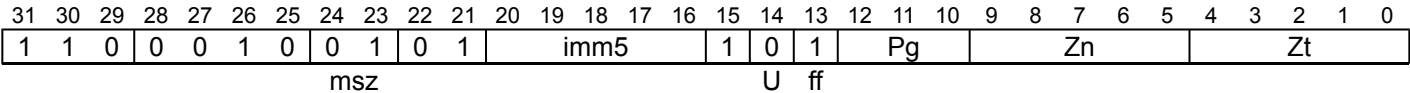
Encoding

LDFF1SH { <Zt>.S }, <Pg>/Z, [<Zn>.S{, #<imm>}]

Decode for this encoding

```
if !IsFeatureImplemented(FEAT_SVE) then EndOfDecode(Decode_UNDEF);
constant integer t = UInt(Zt);
constant integer n = UInt(Zn);
constant integer g = UInt(Pg);
constant integer esize = 32;
constant integer msize = 16;
constant boolean unsigned = FALSE;
constant integer offset = UInt(imm5);
```

64-bit element (FEAT_SVE)



Encoding

LDFF1SH { <Zt>.D }, <Pg>/Z, [<Zn>.D{, #<imm>}]

Decode for this encoding

```
if !IsFeatureImplemented(FEAT_SVE) then EndOfDecode(Decode_UNDEF);
constant integer t = UInt(Zt);
constant integer n = UInt(Zn);
constant integer g = UInt(Pg);
constant integer esize = 64;
constant integer msize = 16;
constant boolean unsigned = FALSE;
constant integer offset = UInt(imm5);
```

Assembler Symbols

- <Zt> Is the name of the scalable vector register to be transferred, encoded in the "Zt" field.
- <Pg> Is the name of the governing scalable predicate register P0-P7, encoded in the "Pg" field.
- <Zn> Is the name of the base scalable vector register, encoded in the "Zn" field.

<imm> Is the optional unsigned immediate byte offset, a multiple of 2 in the range 0 to 62, defaulting to 0, encoded in the "imm5" field.

Operation

```
CheckNonStreamingSVEEnabled();
constant integer VL = CurrentVL;
constant integer PL = VL DIV 8;
constant integer elements = VL DIV esize;
constant bits(PL) mask = P[g, PL];
bits(VL) base;
bits(VL) result;
constant bits(VL) orig = Z[t, VL];
bits(msize) data;
constant integer mbytes = msize DIV 8;
boolean fault = FALSE;
boolean faulted = FALSE;
boolean unknown = FALSE;
constant boolean contiguous = FALSE;
constant boolean tagchecked = TRUE;
AccessDescriptor accdesc = CreateAccDescSVEFF(contiguous, tagchecked);

if AnyActiveElement(mask, esize) then
    base = Z[n, VL];

assert accdesc.first;

for e = 0 to elements-1
    if ActivePredicateElement(mask, e, esize) then
        constant bits(64) baddr = ZeroExtend(Elem[base, e, esize], 64);
        constant bits(64) addr = AddressAdd(baddr, offset * mbytes, accdesc);
        if accdesc.first then
            // Mem[] will not return if a fault is detected for the first active element
            data = Mem[addr, mbytes, accdesc];
            accdesc.first = FALSE;
        else
            // MemNF[] will return fault=TRUE if access is not performed for any reason
            (data, fault) = MemNF[addr, mbytes, accdesc];
    else
        (data, fault) = (Zeros(msize), FALSE);

// FFR elements set to FALSE following a suppressed access/fault
faulted = faulted || fault;
if faulted then
    ElemFFR[e, esize] = '0';

// Value becomes CONSTRAINED UNPREDICTABLE after an FFR element is FALSE
unknown = unknown || ElemFFR[e, esize] == '0';
if unknown then
    if !fault && ConstrainUnpredictableBool(Unpredictable_SVELDNFDATA) then
        Elem[result, e, esize] = Extend(data, esize, unsigned);
    elsif ConstrainUnpredictableBool(Unpredictable_SVELDNFZERO) then
        Elem[result, e, esize] = Zeros(esize);
    else // merge
        Elem[result, e, esize] = Elem[orig, e, esize];
else
    Elem[result, e, esize] = Extend(data, esize, unsigned);

Z[t, VL] = result;
```

Internal version only: aarchmrs v2025-03_rel, pseudocode v2025-03_rel ; Build timestamp: 2025-03-21T17:41

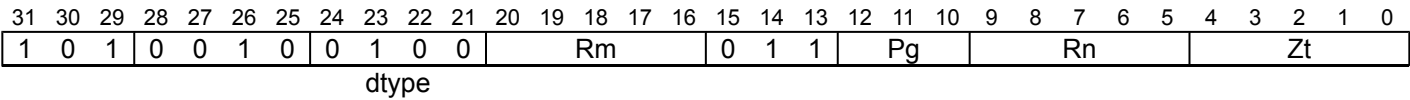
Copyright © 2010-2025 Arm Limited or its affiliates. All rights reserved. This document is Non-Confidential.

LDFF1SW (scalar plus scalar)

Contiguous load first-fault signed words to vector (scalar index)

Contiguous load with first-faulting behavior of signed words to elements of a vector register from the memory address generated by a 64-bit scalar base and scalar index which is multiplied by 4 and added to the base address. After each element access the index value is incremented, but the index register is not updated. Inactive elements will not cause a read from Device memory or signal a fault, and are set to zero in the destination vector. This instruction is illegal when executed in Streaming SVE mode, unless FEAT_SME_FA64 is implemented and enabled.

SVE
(FEAT_SVE)



Encoding

LDFF1SW { <Zt>.D }, <Pg>/Z, [<Xn|SP>{, <Xm>, LSL #2}]

Decode for this encoding

```
if !IsFeatureImplemented(FEAT_SVE) then EndOfDecode(Decode_UNDEF);
constant integer t = UInt(Zt);
constant integer n = UInt(Rn);
constant integer m = UInt(Rm);
constant integer g = UInt(Pg);
constant integer esize = 64;
constant integer msize = 32;
constant boolean unsigned = FALSE;
```

Assembler Symbols

- <Zt> Is the name of the scalable vector register to be transferred, encoded in the "Zt" field.
- <Pg> Is the name of the governing scalable predicate register P0-P7, encoded in the "Pg" field.
- <Xn|SP> Is the 64-bit name of the general-purpose base register or stack pointer, encoded in the "Rn" field.
- <Xm> Is the optional 64-bit name of the general-purpose offset register, defaulting to XZR, encoded in the "Rm" field.

Operation

```
CheckNonStreamingSVEEnabled();
constant integer VL = CurrentVL;
constant integer PL = VL DIV 8;
constant integer elements = VL DIV esize;
bits(64) base;
constant bits(PL) mask = P[g, PL];
bits(VL) result;
constant bits(VL) orig = Z[t, VL];
bits(msize) data;
bits(64) offset;
bits(64) addr;
constant integer mbytes = msize DIV 8;
boolean fault = FALSE;
boolean faulted = FALSE;
boolean unknown = FALSE;
constant boolean contiguous = TRUE;
constant boolean tagchecked = TRUE;
AccessDescriptor accdesc = CreateAccDescSVEFF(contiguous, tagchecked);

if !AnyActiveElement(mask, esize) then
    if n == 31 && ConstrainUnpredictableBool(Unpredictable\_CHECKSPNONEACTIVE) then
        CheckSPAlignment();
    else
        if n == 31 then CheckSPAlignment();

base = if n == 31 then SP[64] else X[n, 64];
offset = X[m, 64];
addr = AddressAdd(base, UInt(offset) * mbytes, accdesc);

assert accdesc.first;

for e = 0 to elements-1
    if ActivePredicateElement(mask, e, esize) then
        if accdesc.first then
            // Mem[] will not return if a fault is detected for the first active element
            data = Mem[addr, mbytes, accdesc];
            accdesc.first = FALSE;
        else
            // MemNF[] will return fault=TRUE if access is not performed for any reason
            (data, fault) = MemNF[addr, mbytes, accdesc];
    else
        (data, fault) = (Zeros(msize), FALSE);
    addr = AddressIncrement(addr, mbytes, accdesc);

    // FFR elements set to FALSE following a suppressed access/fault
    faulted = faulted || fault;
    if faulted then
        ElemFFR[e, esize] = '0';

    // Value becomes CONSTRAINED UNPREDICTABLE after an FFR element is FALSE
    unknown = unknown || ElemFFR[e, esize] == '0';
    if unknown then
        if !fault && ConstrainUnpredictableBool(Unpredictable\_SVELDNFDATA) then
            Elem[result, e, esize] = Extend(data, esize, unsigned);
        elsif ConstrainUnpredictableBool(Unpredictable\_SVELDNFZERO) then
            Elem[result, e, esize] = Zeros(esize);
        else // merge
            Elem[result, e, esize] = Elem[orig, e, esize];
    else
        Elem[result, e, esize] = Extend(data, esize, unsigned);

Z[t, VL] = result;
```

LDFF1SW (scalar plus vector)

Gather load first-fault signed words to vector (vector index)

Gather load with first-faulting behavior of signed words to active elements of a vector register from memory addresses generated by a 64-bit scalar base plus vector index. The index values are optionally first sign or zero-extended from 32 to 64 bits and then optionally multiplied by 4. Inactive elements will not cause a read from Device memory or signal faults, and are set to zero in the destination vector.

This instruction is illegal when executed in Streaming SVE mode, unless FEAT_SME_FA64 is implemented and enabled.

It has encodings from 4 classes: [32-bit unpacked scaled offset](#), [32-bit unpacked unscaled offset](#), [64-bit scaled offset](#) and [64-bit unscaled offset](#)

32-bit unpacked scaled offset (FEAT_SVE)

31	30	29	28	27	26	25	24	23	22	21	20	19	18	17	16	15	14	13	12	11	10	9	8	7	6	5	4	3	2	1	0
1	1	0	0	0	1	0	1	0	xs	1	Zm				0	0	1	Pg				Rn				Zt					
opc											U ff																				

Encoding

LDFF1SW { <Zt>.D }, <Pg>/Z, [<Xn|SP>, <Zm>.D, <mod> #2]

Decode for this encoding

```
if !IsFeatureImplemented(FEAT_SVE) then EndOfDecode(Decode_UNDEF);
constant integer t = UInt(Zt);
constant integer n = UInt(Rn);
constant integer m = UInt(Zm);
constant integer g = UInt(Pg);
constant integer esize = 64;
constant integer msize = 32;
constant integer offs_size = 32;
constant boolean unsigned = FALSE;
constant boolean offs_unsigned = xs == '0';
constant integer scale = 2;
```

32-bit unpacked unscaled offset (FEAT_SVE)

31	30	29	28	27	26	25	24	23	22	21	20	19	18	17	16	15	14	13	12	11	10	9	8	7	6	5	4	3	2	1	0
1	1	0	0	0	1	0	1	0	xs	0	Zm				0	0	1	Pg				Rn				Zt					
msz											U ff																				

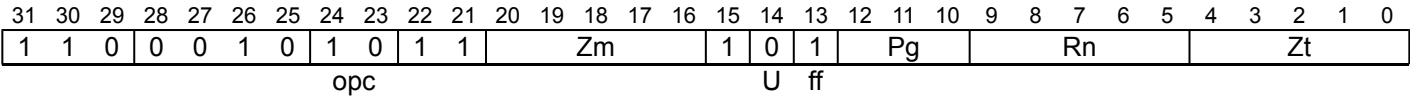
Encoding

LDFF1SW { <Zt>.D }, <Pg>/Z, [<Xn|SP>, <Zm>.D, <mod>]

Decode for this encoding

```
if !IsFeatureImplemented(FEAT_SVE) then EndOfDecode(Decode_UNDEF);
constant integer t = UInt(Zt);
constant integer n = UInt(Rn);
constant integer m = UInt(Zm);
constant integer g = UInt(Pg);
constant integer esize = 64;
constant integer msize = 32;
constant integer offs_size = 32;
constant boolean unsigned = FALSE;
constant boolean offs_unsigned = xs == '0';
constant integer scale = 0;
```

64-bit scaled offset
(FEAT_SVE)



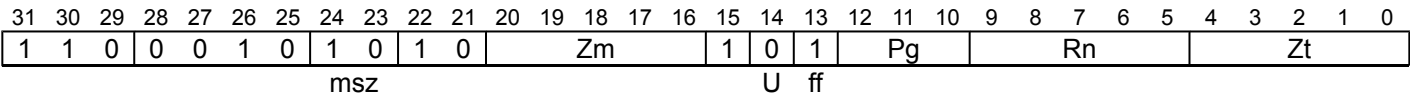
Encoding

LDDFF1SW { <Zt>.D }, <Pg>/Z, [<Xn|SP>, <Zm>.D, LSL #2]

Decode for this encoding

```
if !IsFeatureImplemented(FEAT_SVE) then EndOfDecode(Decode_UNDEF);
constant integer t = UInt(Zt);
constant integer n = UInt(Rn);
constant integer m = UInt(Zm);
constant integer g = UInt(Pg);
constant integer esize = 64;
constant integer msize = 32;
constant integer offs_size = 64;
constant boolean unsigned = FALSE;
constant boolean offs_unsigned = TRUE;
constant integer scale = 2;
```

64-bit unscaled offset
(FEAT_SVE)



Encoding

LDDFF1SW { <Zt>.D }, <Pg>/Z, [<Xn|SP>, <Zm>.D]

Decode for this encoding

```
if !IsFeatureImplemented(FEAT_SVE) then EndOfDecode(Decode_UNDEF);
constant integer t = UInt(Zt);
constant integer n = UInt(Rn);
constant integer m = UInt(Zm);
constant integer g = UInt(Pg);
constant integer esize = 64;
constant integer msize = 32;
constant integer offs_size = 64;
constant boolean unsigned = FALSE;
constant boolean offs_unsigned = TRUE;
constant integer scale = 0;
```

Assembler Symbols

- <Zt> Is the name of the scalable vector register to be transferred, encoded in the "Zt" field.
- <Pg> Is the name of the governing scalable predicate register P0-P7, encoded in the "Pg" field.
- <Xn|SP> Is the 64-bit name of the general-purpose base register or stack pointer, encoded in the "Rn" field.
- <Zm> Is the name of the offset scalable vector register, encoded in the "Zm" field.
- <mod> Is the index extend and shift specifier, encoded in "xs":

xs	<mod>
0	UXTW
1	SXTW

Operation

```

CheckNonStreamingSVEEnabled();
constant integer VL = CurrentVL;
constant integer PL = VL DIV 8;
constant integer elements = VL DIV esize;
constant bits(PL) mask = P[g, PL];
bits(64) base;
bits(VL) offset;
bits(VL) result;
constant bits(VL) orig = Z[t, VL];
bits(msize) data;
constant integer mbytes = msize DIV 8;
boolean fault = FALSE;
boolean faulted = FALSE;
boolean unknown = FALSE;
constant boolean contiguous = FALSE;
constant boolean tagchecked = TRUE;
AccessDescriptor accdesc = CreateAccDescSVEFF(contiguous, tagchecked);

if !AnyActiveElement(mask, esize) then
    if n == 31 && ConstrainUnpredictableBool(Unpredictable\_CHECKSPNONEACTIVE) then
        CheckSPAlignment();
    else
        if n == 31 then CheckSPAlignment();
        base = if n == 31 then SP[64] else X[n, 64];
        offset = Z[m, VL];

assert accdesc.first;

for e = 0 to elements-1
    if ActivePredicateElement(mask, e, esize) then
        constant integer off = Int(Elem[offset, e, esize]<offs_size-1:0>, offs_unsigned);
        constant bits(64) addr = AddressAdd(base, off << scale, accdesc);
        if accdesc.first then
            // Mem[] will not return if a fault is detected for the first active element
            data = Mem[addr, mbytes, accdesc];
            accdesc.first = FALSE;
        else
            // MemNF[] will return fault=TRUE if access is not performed for any reason
            (data, fault) = MemNF[addr, mbytes, accdesc];
    else
        (data, fault) = (Zeros(msize), FALSE);

    // FFR elements set to FALSE following a suppressed access/fault
    faulted = faulted || fault;
    if faulted then
        ElemFFR[e, esize] = '0';

    // Value becomes CONSTRAINED UNPREDICTABLE after an FFR element is FALSE
    unknown = unknown || ElemFFR[e, esize] == '0';
    if unknown then
        if !fault && ConstrainUnpredictableBool(Unpredictable\_SVELDNFDATA) then
            Elem[result, e, esize] = Extend(data, esize, unsigned);
        elsif ConstrainUnpredictableBool(Unpredictable\_SVELDNFZERO) then
            Elem[result, e, esize] = Zeros(esize);
        else // merge
            Elem[result, e, esize] = Elem[orig, e, esize];
    else
        Elem[result, e, esize] = Extend(data, esize, unsigned);

Z[t, VL] = result;

```

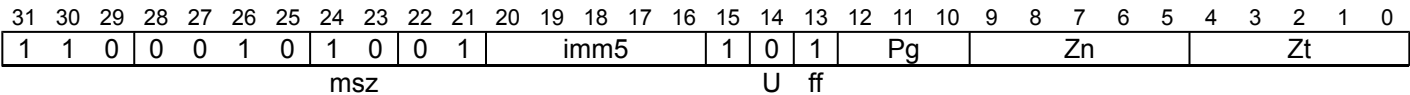

LDF1SW (vector plus immediate)

Gather load first-fault signed words to vector (immediate index)

Gather load with first-faulting behavior of signed words to active elements of a vector register from memory addresses generated by a vector base plus immediate index. The index is a multiple of 4 in the range 0 to 124. Inactive elements will not cause a read from Device memory or signal faults, and are set to zero in the destination vector.

This instruction is illegal when executed in Streaming SVE mode, unless FEAT_SME_FA64 is implemented and enabled.

SVE
(FEAT_SVE)



Encoding

LDF1SW { <Zt>.D }, <Pg>/Z, [<Zn>.D{, #<imm>}]

Decode for this encoding

```
if !IsFeatureImplemented(FEAT_SVE) then EndOfDecode(Decode_UNDEF);
constant integer t = UInt(Zt);
constant integer n = UInt(Zn);
constant integer g = UInt(Pg);
constant integer esize = 64;
constant integer msize = 32;
constant boolean unsigned = FALSE;
constant integer offset = UInt(imm5);
```

Assembler Symbols

- <Zt> Is the name of the scalable vector register to be transferred, encoded in the "Zt" field.
- <Pg> Is the name of the governing scalable predicate register P0-P7, encoded in the "Pg" field.
- <Zn> Is the name of the base scalable vector register, encoded in the "Zn" field.
- <imm> Is the optional unsigned immediate byte offset, a multiple of 4 in the range 0 to 124, defaulting to 0, encoded in the "imm5" field.

Operation

```
CheckNonStreamingSVEEnabled();
constant integer VL = CurrentVL;
constant integer PL = VL DIV 8;
constant integer elements = VL DIV esize;
constant bits(PL) mask = P[g, PL];
bits(VL) base;
bits(VL) result;
constant bits(VL) orig = Z[t, VL];
bits(msize) data;
constant integer mbytes = msize DIV 8;
boolean fault = FALSE;
boolean faulted = FALSE;
boolean unknown = FALSE;
constant boolean contiguous = FALSE;
constant boolean tagchecked = TRUE;
AccessDescriptor accdesc = CreateAccDescSVEFF(contiguous, tagchecked);

if AnyActiveElement(mask, esize) then
    base = Z[n, VL];

assert accdesc.first;

for e = 0 to elements-1
    if ActivePredicateElement(mask, e, esize) then
        constant bits(64) baddr = ZeroExtend(Elem[base, e, esize], 64);
        constant bits(64) addr = AddressAdd(baddr, offset * mbytes, accdesc);
        if accdesc.first then
            // Mem[] will not return if a fault is detected for the first active element
            data = Mem[addr, mbytes, accdesc];
            accdesc.first = FALSE;
        else
            // MemNF[] will return fault=TRUE if access is not performed for any reason
            (data, fault) = MemNF[addr, mbytes, accdesc];
    else
        (data, fault) = (Zeros(msize), FALSE);

    // FFR elements set to FALSE following a suppressed access/fault
    faulted = faulted || fault;
    if faulted then
        ElemFFR[e, esize] = '0';

    // Value becomes CONSTRAINED UNPREDICTABLE after an FFR element is FALSE
    unknown = unknown || ElemFFR[e, esize] == '0';
    if unknown then
        if !fault && ConstrainUnpredictableBool(Unpredictable\_SVELDNFDATA) then
            Elem[result, e, esize] = Extend(data, esize, unsigned);
        elsif ConstrainUnpredictableBool(Unpredictable\_SVELDNFZERO) then
            Elem[result, e, esize] = Zeros(esize);
        else // merge
            Elem[result, e, esize] = Elem[orig, e, esize];
    else
        Elem[result, e, esize] = Extend(data, esize, unsigned);

Z[t, VL] = result;
```

Internal version only: aarchmrs v2025-03_rel, pseudocode v2025-03_rel ; Build timestamp: 2025-03-21T17:41

Copyright © 2010-2025 Arm Limited or its affiliates. All rights reserved. This document is Non-Confidential.

LDF1W (scalar plus scalar)

Contiguous load first-fault unsigned words to vector (scalar index)

Contiguous load with first-faulting behavior of unsigned words to elements of a vector register from the memory address generated by a 64-bit scalar base and scalar index which is multiplied by 4 and added to the base address. After each element access the index value is incremented, but the index register is not updated. Inactive elements will not cause a read from Device memory or signal a fault, and are set to zero in the destination vector.

This instruction is illegal when executed in Streaming SVE mode, unless FEAT_SME_FA64 is implemented and enabled.

It has encodings from 2 classes: [32-bit element](#) and [64-bit element](#)

32-bit element (FEAT_SVE)

31	30	29	28	27	26	25	24	23	22	21	20	19	18	17	16	15	14	13	12	11	10	9	8	7	6	5	4	3	2	1	0
1	0	1	0	0	1	0	1	0	1	0	Rm				0	1	1	Pg			Rn				Zt						
dtype																															

Encoding

```
LDF1W { <Zt>.S }, <Pg>/Z, [<Xn|SP>{, <Xm>, LSL #2}]
```

Decode for this encoding

```
if !IsFeatureImplemented(FEAT_SVE) then EndOfDecode(Decode_UNDEF);
constant integer t = UInt(Zt);
constant integer n = UInt(Rn);
constant integer m = UInt(Rm);
constant integer g = UInt(Pg);
constant integer esize = 32;
constant integer msize = 32;
constant boolean unsigned = TRUE;
```

64-bit element (FEAT_SVE)

31	30	29	28	27	26	25	24	23	22	21	20	19	18	17	16	15	14	13	12	11	10	9	8	7	6	5	4	3	2	1	0
1	0	1	0	0	1	0	1	0	1	1	Rm				0	1	1	Pg			Rn				Zt						
dtype																															

Encoding

```
LDF1W { <Zt>.D }, <Pg>/Z, [<Xn|SP>{, <Xm>, LSL #2}]
```

Decode for this encoding

```
if !IsFeatureImplemented(FEAT_SVE) then EndOfDecode(Decode_UNDEF);
constant integer t = UInt(Zt);
constant integer n = UInt(Rn);
constant integer m = UInt(Rm);
constant integer g = UInt(Pg);
constant integer esize = 64;
constant integer msize = 32;
constant boolean unsigned = TRUE;
```

Assembler Symbols

<Zt>	Is the name of the scalable vector register to be transferred, encoded in the "Zt" field.
<Pg>	Is the name of the governing scalable predicate register P0-P7, encoded in the "Pg" field.
<Xn SP>	Is the 64-bit name of the general-purpose base register or stack pointer, encoded in the "Rn" field.

<Xm> Is the optional 64-bit name of the general-purpose offset register, defaulting to XZR, encoded in the "Rm" field.

Operation

```
CheckNonStreamingSVEEnabled();
constant integer VL = CurrentVL;
constant integer PL = VL DIV 8;
constant integer elements = VL DIV esize;
bits(64) base;
constant bits(PL) mask = P[g, PL];
bits(VL) result;
constant bits(VL) orig = Z[t, VL];
bits(msize) data;
bits(64) offset;
bits(64) addr;
constant integer mbytes = msize DIV 8;
boolean fault = FALSE;
boolean faulted = FALSE;
boolean unknown = FALSE;
constant boolean contiguous = TRUE;
constant boolean tagchecked = TRUE;
AccessDescriptor accdesc = CreateAccDescSVEFF(contiguous, tagchecked);

if !AnyActiveElement(mask, esize) then
    if n == 31 && ConstrainUnpredictableBool(Unpredictable_CHECKSPNONEACTIVE) then
        CheckSPAlignment();
else
    if n == 31 then CheckSPAlignment();

base = if n == 31 then SP[64] else X[n, 64];
offset = X[m, 64];
addr = AddressAdd(base, UInt(offset) * mbytes, accdesc);

assert accdesc.first;

for e = 0 to elements-1
    if ActivePredicateElement(mask, e, esize) then
        if accdesc.first then
            // Mem[] will not return if a fault is detected for the first active element
            data = Mem[addr, mbytes, accdesc];
            accdesc.first = FALSE;
        else
            // MemNF[] will return fault=TRUE if access is not performed for any reason
            (data, fault) = MemNF[addr, mbytes, accdesc];
        else
            (data, fault) = (Zeros(msize), FALSE);
        addr = AddressIncrement(addr, mbytes, accdesc);

        // FFR elements set to FALSE following a suppressed access/fault
        faulted = faulted || fault;
        if faulted then
            ElemFFR[e, esize] = '0';

        // Value becomes CONSTRAINED UNPREDICTABLE after an FFR element is FALSE
        unknown = unknown || ElemFFR[e, esize] == '0';
        if unknown then
            if !fault && ConstrainUnpredictableBool(Unpredictable_SVELDNFDATA) then
                Elem[result, e, esize] = Extend(data, esize, unsigned);
            elsif ConstrainUnpredictableBool(Unpredictable_SVELDNFZERO) then
                Elem[result, e, esize] = Zeros(esize);
            else // merge
                Elem[result, e, esize] = Elem[orig, e, esize];
        else
            Elem[result, e, esize] = Extend(data, esize, unsigned);

Z[t, VL] = result;
```


LDFF1W (scalar plus vector)

Gather load first-fault unsigned words to vector (vector index)

Gather load with first-faulting behavior of unsigned words to active elements of a vector register from memory addresses generated by a 64-bit scalar base plus vector index. The index values are optionally first sign or zero-extended from 32 to 64 bits and then optionally multiplied by 4. Inactive elements will not cause a read from Device memory or signal faults, and are set to zero in the destination vector.

This instruction is illegal when executed in Streaming SVE mode, unless FEAT_SME_FA64 is implemented and enabled.

It has encodings from 6 classes: [32-bit scaled offset](#) , [32-bit unpacked scaled offset](#) , [32-bit unpacked unscaled offset](#) , [32-bit unscaled offset](#) , [64-bit scaled offset](#) and [64-bit unscaled offset](#)

32-bit scaled offset

(FEAT_SVE)

31	30	29	28	27	26	25	24	23	22	21	20	19	18	17	16	15	14	13	12	11	10	9	8	7	6	5	4	3	2	1	0
1	0	0	0	0	1	0	1	0	xs	1	Zm				0	1	1	Pg			Rn				Zt						
																U		ff													

Encoding

LDFF1W { <Zt>.S }, <Pg>/Z, [<Xn|SP>, <Zm>.S, <mod> #2]

Decode for this encoding

```
if !IsFeatureImplemented(FEAT_SVE) then EndOfDecode(Decode_UNDEF);
constant integer t = UInt(Zt);
constant integer n = UInt(Rn);
constant integer m = UInt(Zm);
constant integer g = UInt(Pg);
constant integer esize = 32;
constant integer msize = 32;
constant integer offs_size = 32;
constant boolean unsigned = TRUE;
constant boolean offs_unsigned = xs == '0';
constant integer scale = 2;
```

32-bit unpacked scaled offset

(FEAT_SVE)

31	30	29	28	27	26	25	24	23	22	21	20	19	18	17	16	15	14	13	12	11	10	9	8	7	6	5	4	3	2	1	0
1	1	0	0	0	1	0	1	0	xs	1	Zm				0	1	1	Pg			Rn				Zt						
opc																U ff															

Encoding

LDFF1W { <Zt>.D }, <Pg>/Z, [<Xn|SP>, <Zm>.D, <mod> #2]

Decode for this encoding

```
if !IsFeatureImplemented(FEAT_SVE) then EndOfDecode(Decode_UNDEF);
constant integer t = UInt(Zt);
constant integer n = UInt(Rn);
constant integer m = UInt(Zm);
constant integer g = UInt(Pg);
constant integer esize = 64;
constant integer msize = 32;
constant integer offs_size = 32;
constant boolean unsigned = TRUE;
constant boolean offs_unsigned = xs == '0';
constant integer scale = 2;
```

32-bit unpacked unscaled offset (FEAT_SVE)

31	30	29	28	27	26	25	24	23	22	21	20	19	18	17	16	15	14	13	12	11	10	9	8	7	6	5	4	3	2	1	0
1	1	0	0	0	1	0	1	0	xs	0	Zm				0	1	1	Pg			Rn				Zt						
msz										U										ff											

Encoding

LDFFIW { <Zt>.D }, <Pg>/Z, [<Xn|SP>, <Zm>.D, <mod>]

Decode for this encoding

```
if !IsFeatureImplemented(FEAT_SVE) then EndOfDecode(Decode_UNDEF);
constant integer t = UInt(Zt);
constant integer n = UInt(Rn);
constant integer m = UInt(Zm);
constant integer g = UInt(Pg);
constant integer esize = 64;
constant integer msize = 32;
constant integer offs_size = 32;
constant boolean unsigned = TRUE;
constant boolean offs_unsigned = xs == '0';
constant integer scale = 0;
```

32-bit unscaled offset (FEAT_SVE)

31	30	29	28	27	26	25	24	23	22	21	20	19	18	17	16	15	14	13	12	11	10	9	8	7	6	5	4	3	2	1	0
1	0	0	0	0	1	0	1	0	xs	0	Zm				0	1	1	Pg			Rn				Zt						
opc										U										ff											

Encoding

LDFFIW { <Zt>.S }, <Pg>/Z, [<Xn|SP>, <Zm>.S, <mod>]

Decode for this encoding

```
if !IsFeatureImplemented(FEAT_SVE) then EndOfDecode(Decode_UNDEF);
constant integer t = UInt(Zt);
constant integer n = UInt(Rn);
constant integer m = UInt(Zm);
constant integer g = UInt(Pg);
constant integer esize = 32;
constant integer msize = 32;
constant integer offs_size = 32;
constant boolean unsigned = TRUE;
constant boolean offs_unsigned = xs == '0';
constant integer scale = 0;
```

64-bit scaled offset (FEAT_SVE)

31	30	29	28	27	26	25	24	23	22	21	20	19	18	17	16	15	14	13	12	11	10	9	8	7	6	5	4	3	2	1	0
1	1	0	0	0	1	0	1	0	1	1	Zm				1	1	1	Pg			Rn				Zt						
opc										U										ff											

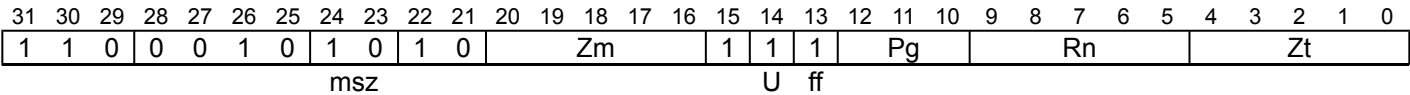
Encoding

LDFF1W { <Zt>.D }, <Pg>/Z, [<Xn|SP>, <Zm>.D, LSL #2]

Decode for this encoding

```
if !IsFeatureImplemented(FEAT_SVE) then EndOfDecode(Decode_UNDEF);
constant integer t = UInt(Zt);
constant integer n = UInt(Rn);
constant integer m = UInt(Zm);
constant integer g = UInt(Pg);
constant integer esize = 64;
constant integer msize = 32;
constant integer offs_size = 64;
constant boolean unsigned = TRUE;
constant boolean offs_unsigned = TRUE;
constant integer scale = 2;
```

64-bit unscaled offset
(FEAT_SVE)



Encoding

LDFF1W { <Zt>.D }, <Pg>/Z, [<Xn|SP>, <Zm>.D]

Decode for this encoding

```
if !IsFeatureImplemented(FEAT_SVE) then EndOfDecode(Decode_UNDEF);
constant integer t = UInt(Zt);
constant integer n = UInt(Rn);
constant integer m = UInt(Zm);
constant integer g = UInt(Pg);
constant integer esize = 64;
constant integer msize = 32;
constant integer offs_size = 64;
constant boolean unsigned = TRUE;
constant boolean offs_unsigned = TRUE;
constant integer scale = 0;
```

Assembler Symbols

- <Zt> Is the name of the scalable vector register to be transferred, encoded in the "Zt" field.
- <Pg> Is the name of the governing scalable predicate register P0-P7, encoded in the "Pg" field.
- <Xn|SP> Is the 64-bit name of the general-purpose base register or stack pointer, encoded in the "Rn" field.
- <Zm> Is the name of the offset scalable vector register, encoded in the "Zm" field.
- <mod> Is the index extend and shift specifier, encoded in "xs":

xs	<mod>
0	UXTW
1	SXTW

Operation

```
CheckNonStreamingSVEEnabled();
constant integer VL = CurrentVL;
constant integer PL = VL DIV 8;
constant integer elements = VL DIV esize;
constant bits(PL) mask = P[g, PL];
bits(64) base;
bits(VL) offset;
bits(VL) result;
constant bits(VL) orig = Z[t, VL];
bits(msize) data;
constant integer mbytes = msize DIV 8;
boolean fault = FALSE;
boolean faulted = FALSE;
boolean unknown = FALSE;
constant boolean contiguous = FALSE;
constant boolean tagchecked = TRUE;
AccessDescriptor accdesc = CreateAccDescSVEFF(contiguous, tagchecked);

if !AnyActiveElement(mask, esize) then
    if n == 31 && ConstrainUnpredictableBool(Unpredictable_CHECKSPNONEACTIVE) then
        CheckSPAlignment();
    else
        if n == 31 then CheckSPAlignment();
        base = if n == 31 then SP[64] else X[n, 64];
        offset = Z[m, VL];

assert accdesc.first;

for e = 0 to elements-1
    if ActivePredicateElement(mask, e, esize) then
        constant integer off = Int(Elem[offset, e, esize]<offs_size-1:0>, offs_unsigned);
        constant bits(64) addr = AddressAdd(base, off << scale, accdesc);
        if accdesc.first then
            // Mem[] will not return if a fault is detected for the first active element
            data = Mem[addr, mbytes, accdesc];
            accdesc.first = FALSE;
        else
            // MemNF[] will return fault=TRUE if access is not performed for any reason
            (data, fault) = MemNF[addr, mbytes, accdesc];
        else
            (data, fault) = (Zeros(msize), FALSE);

        // FFR elements set to FALSE following a suppressed access/fault
        faulted = faulted || fault;
        if faulted then
            ElemFFR[e, esize] = '0';

        // Value becomes CONSTRAINED UNPREDICTABLE after an FFR element is FALSE
        unknown = unknown || ElemFFR[e, esize] == '0';
        if unknown then
            if !fault && ConstrainUnpredictableBool(Unpredictable_SVELDNFDATA) then
                Elem[result, e, esize] = Extend(data, esize, unsigned);
            elsif ConstrainUnpredictableBool(Unpredictable_SVELDNFZERO) then
                Elem[result, e, esize] = Zeros(esize);
            else // merge
                Elem[result, e, esize] = Elem[orig, e, esize];
        else
            Elem[result, e, esize] = Extend(data, esize, unsigned);

Z[t, VL] = result;
```

Internal version only: aarchmrs v2025-03_rel, pseudocode v2025-03_rel ; Build timestamp: 2025-03-21T17:41

Copyright © 2010-2025 Arm Limited or its affiliates. All rights reserved. This document is Non-Confidential.

LDF1W (vector plus immediate)

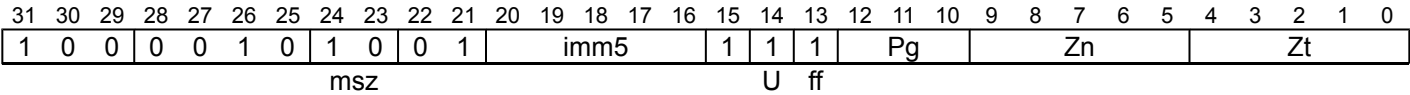
Gather load first-fault unsigned words to vector (immediate index)

Gather load with first-faulting behavior of unsigned words to active elements of a vector register from memory addresses generated by a vector base plus immediate index. The index is a multiple of 4 in the range 0 to 124. Inactive elements will not cause a read from Device memory or signal faults, and are set to zero in the destination vector.

This instruction is illegal when executed in Streaming SVE mode, unless FEAT_SME_FA64 is implemented and enabled.

It has encodings from 2 classes: 32-bit element and 64-bit element

32-bit element (FEAT_SVE)



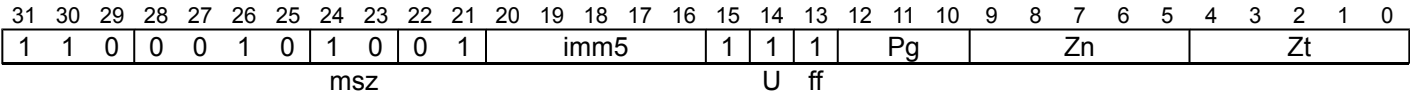
Encoding

```
LDF1W { <Zt>.S }, <Pg>/Z, [<Zn>.S{, #<imm>}]
```

Decode for this encoding

```
if !IsFeatureImplemented(FEAT_SVE) then EndOfDecode(Decode_UNDEF);
constant integer t = UInt(Zt);
constant integer n = UInt(Zn);
constant integer g = UInt(Pg);
constant integer esize = 32;
constant integer msize = 32;
constant boolean unsigned = TRUE;
constant integer offset = UInt(imm5);
```

64-bit element (FEAT_SVE)



Encoding

```
LDF1W { <Zt>.D }, <Pg>/Z, [<Zn>.D{, #<imm>}]
```

Decode for this encoding

```
if !IsFeatureImplemented(FEAT_SVE) then EndOfDecode(Decode_UNDEF);
constant integer t = UInt(Zt);
constant integer n = UInt(Zn);
constant integer g = UInt(Pg);
constant integer esize = 64;
constant integer msize = 32;
constant boolean unsigned = TRUE;
constant integer offset = UInt(imm5);
```

Assembler Symbols

- <Zt> Is the name of the scalable vector register to be transferred, encoded in the "Zt" field.
- <Pg> Is the name of the governing scalable predicate register P0-P7, encoded in the "Pg" field.
- <Zn> Is the name of the base scalable vector register, encoded in the "Zn" field.

<imm> Is the optional unsigned immediate byte offset, a multiple of 4 in the range 0 to 124, defaulting to 0, encoded in the "imm5" field.

Operation

```
CheckNonStreamingSVEEnabled();
constant integer VL = CurrentVL;
constant integer PL = VL DIV 8;
constant integer elements = VL DIV esize;
constant bits(PL) mask = P[g, PL];
bits(VL) base;
bits(VL) result;
constant bits(VL) orig = Z[t, VL];
bits(msize) data;
constant integer mbytes = msize DIV 8;
boolean fault = FALSE;
boolean faulted = FALSE;
boolean unknown = FALSE;
constant boolean contiguous = FALSE;
constant boolean tagchecked = TRUE;
AccessDescriptor accdesc = CreateAccDescSVEFF(contiguous, tagchecked);

if AnyActiveElement(mask, esize) then
    base = Z[n, VL];

assert accdesc.first;

for e = 0 to elements-1
    if ActivePredicateElement(mask, e, esize) then
        constant bits(64) baddr = ZeroExtend(Elem[base, e, esize], 64);
        constant bits(64) addr = AddressAdd(baddr, offset * mbytes, accdesc);
        if accdesc.first then
            // Mem[] will not return if a fault is detected for the first active element
            data = Mem[addr, mbytes, accdesc];
            accdesc.first = FALSE;
        else
            // MemNF[] will return fault=TRUE if access is not performed for any reason
            (data, fault) = MemNF[addr, mbytes, accdesc];
    else
        (data, fault) = (Zeros(msize), FALSE);

    // FFR elements set to FALSE following a suppressed access/fault
    faulted = faulted || fault;
    if faulted then
        ElemFFR[e, esize] = '0';

    // Value becomes CONSTRAINED UNPREDICTABLE after an FFR element is FALSE
    unknown = unknown || ElemFFR[e, esize] == '0';
    if unknown then
        if !fault && ConstrainUnpredictableBool(Unpredictable_SVELDNFDATA) then
            Elem[result, e, esize] = Extend(data, esize, unsigned);
        elsif ConstrainUnpredictableBool(Unpredictable_SVELDNFZERO) then
            Elem[result, e, esize] = Zeros(esize);
        else // merge
            Elem[result, e, esize] = Elem[orig, e, esize];
    else
        Elem[result, e, esize] = Extend(data, esize, unsigned);

Z[t, VL] = result;
```

Internal version only: aarchmrs v2025-03_rel, pseudocode v2025-03_rel ; Build timestamp: 2025-03-21T17:41

Copyright © 2010-2025 Arm Limited or its affiliates. All rights reserved. This document is Non-Confidential.

LDNF1B

Contiguous load non-fault unsigned bytes to vector (immediate index)

Contiguous load with non-faulting behavior of unsigned bytes to elements of a vector register from the memory address generated by a 64-bit scalar base and immediate index in the range -8 to 7 which is multiplied by the vector's in-memory size, irrespective of predication, and added to the base address. Inactive elements will not cause a read from Device memory or signal a fault, and are set to zero in the destination vector.

This instruction is illegal when executed in Streaming SVE mode, unless FEAT_SME_FA64 is implemented and enabled.

It has encodings from 4 classes: [8-bit element](#) , [16-bit element](#) , [32-bit element](#) and [64-bit element](#)

8-bit element
(FEAT_SVE)

31	30	29	28	27	26	25	24	23	22	21	20	19	18	17	16	15	14	13	12	11	10	9	8	7	6	5	4	3	2	1	0
1	0	1	0	0	1	0	0	0	0	1	imm4				1	0	1	Pg				Rn				Zt					
dtype																															

Encoding

LDNF1B { <Zt>.B }, <Pg>/Z, [<Xn|SP>{, #<imm>, MUL VL}]

Decode for this encoding

```
if !IsFeatureImplemented(FEAT_SVE) then EndOfDecode(Decode_UNDEF);
constant integer t = UInt(Zt);
constant integer n = UInt(Rn);
constant integer g = UInt(Pg);
constant integer esize = 8;
constant integer msize = 8;
constant boolean unsigned = TRUE;
constant integer offset = SInt(imm4);
```

16-bit element
(FEAT_SVE)

31	30	29	28	27	26	25	24	23	22	21	20	19	18	17	16	15	14	13	12	11	10	9	8	7	6	5	4	3	2	1	0
1	0	1	0	0	1	0	0	0	0	1	1	imm4				1	0	1	Pg				Rn				Zt				
dtype																															

Encoding

LDNF1B { <Zt>.H }, <Pg>/Z, [<Xn|SP>{, #<imm>, MUL VL}]

Decode for this encoding

```
if !IsFeatureImplemented(FEAT_SVE) then EndOfDecode(Decode_UNDEF);
constant integer t = UInt(Zt);
constant integer n = UInt(Rn);
constant integer g = UInt(Pg);
constant integer esize = 16;
constant integer msize = 8;
constant boolean unsigned = TRUE;
constant integer offset = SInt(imm4);
```

32-bit element
(FEAT_SVE)

31	30	29	28	27	26	25	24	23	22	21	20	19	18	17	16	15	14	13	12	11	10	9	8	7	6	5	4	3	2	1	0
1	0	1	0	0	1	0	0	0	1	0	1	imm4				1	0	1	Pg				Rn				Zt				
dtype																															

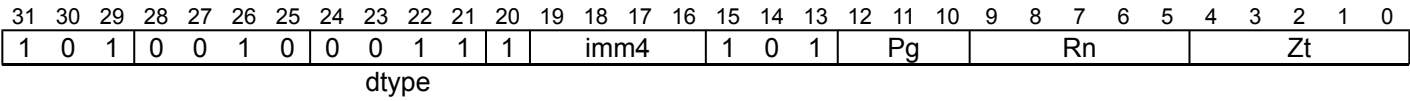
Encoding

```
LDNF1B { <Zt>.S }, <Pg>/Z, [<Xn|SP>{, #<imm>, MUL VL}]
```

Decode for this encoding

```
if !IsFeatureImplemented(FEAT_SVE) then EndOfDecode(Decode_UNDEF);
constant integer t = UInt(Zt);
constant integer n = UInt(Rn);
constant integer g = UInt(Pg);
constant integer esize = 32;
constant integer msize = 8;
constant boolean unsigned = TRUE;
constant integer offset = SInt(imm4);
```

64-bit element
(FEAT_SVE)



Encoding

```
LDNF1B { <Zt>.D }, <Pg>/Z, [<Xn|SP>{, #<imm>, MUL VL}]
```

Decode for this encoding

```
if !IsFeatureImplemented(FEAT_SVE) then EndOfDecode(Decode_UNDEF);
constant integer t = UInt(Zt);
constant integer n = UInt(Rn);
constant integer g = UInt(Pg);
constant integer esize = 64;
constant integer msize = 8;
constant boolean unsigned = TRUE;
constant integer offset = SInt(imm4);
```

Assembler Symbols

- <Zt> Is the name of the scalable vector register to be transferred, encoded in the "Zt" field.
- <Pg> Is the name of the governing scalable predicate register P0-P7, encoded in the "Pg" field.
- <Xn|SP> Is the 64-bit name of the general-purpose base register or stack pointer, encoded in the "Rn" field.
- <imm> Is the optional signed immediate vector offset, in the range -8 to 7, defaulting to 0, encoded in the "imm4" field.

Operation

```
CheckNonStreamingSVEEnabled();
constant integer VL = CurrentVL;
constant integer PL = VL DIV 8;
constant integer elements = VL DIV esize;
bits(64) base;
constant bits(PL) mask = P[g, PL];
bits(64) addr;
bits(VL) result;
constant bits(VL) orig = Z[t, VL];
bits(msize) data;
constant integer mbytes = msize DIV 8;
boolean fault = FALSE;
boolean faulted = FALSE;
boolean unknown = FALSE;
constant boolean contiguous = TRUE;
constant boolean tagchecked = n != 31;
constant AccessDescriptor accdesc = CreateAccDescSVENF(contiguous, tagchecked);

if !AnyActiveElement(mask, esize) then
    if n == 31 && ConstrainUnpredictableBool(Unpredictable_CHECKSPNONEACTIVE) then
        CheckSPAlignment();
    else
        if n == 31 then CheckSPAlignment();

base = if n == 31 then SP[64] else X[n, 64];
addr = AddressAdd(base, offset * elements * mbytes, accdesc);

for e = 0 to elements-1
    if ActivePredicateElement(mask, e, esize) then
        // MemNF[] will return fault=TRUE if access is not performed for any reason
        (data, fault) = MemNF[addr, mbytes, accdesc];
    else
        (data, fault) = (Zeros(msize), FALSE);
    addr = AddressIncrement(addr, mbytes, accdesc);

    // FFR elements set to FALSE following a suppressed access/fault
    faulted = faulted || fault;
    if faulted then
        ElemFFR[e, esize] = '0';

    // Value becomes CONSTRAINED UNPREDICTABLE after an FFR element is FALSE
    unknown = unknown || ElemFFR[e, esize] == '0';
    if unknown then
        if !fault && ConstrainUnpredictableBool(Unpredictable_SVELDNFDATA) then
            Elem[result, e, esize] = Extend(data, esize, unsigned);
        elsif ConstrainUnpredictableBool(Unpredictable_SVELDNFZERO) then
            Elem[result, e, esize] = Zeros(esize);
        else // merge
            Elem[result, e, esize] = Elem[orig, e, esize];
    else
        Elem[result, e, esize] = Extend(data, esize, unsigned);

Z[t, VL] = result;
```

Internal version only: aarchmrs v2025-03_rel, pseudocode v2025-03_rel ; Build timestamp: 2025-03-21T17:41

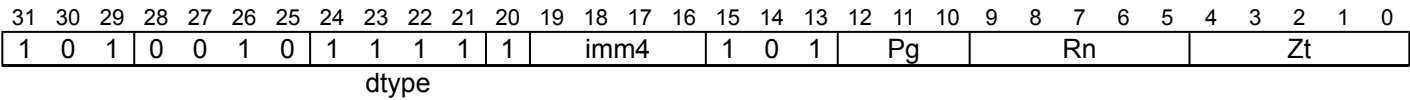
Copyright © 2010-2025 Arm Limited or its affiliates. All rights reserved. This document is Non-Confidential.

LDNF1D

Contiguous load non-fault doublewords to vector (immediate index)

Contiguous load with non-faulting behavior of doublewords to elements of a vector register from the memory address generated by a 64-bit scalar base and immediate index in the range -8 to 7 which is multiplied by the vector's in-memory size, irrespective of predication, and added to the base address. Inactive elements will not cause a read from Device memory or signal a fault, and are set to zero in the destination vector. This instruction is illegal when executed in Streaming SVE mode, unless FEAT_SME_FA64 is implemented and enabled.

SVE (FEAT_SVE)



Encoding

LDNF1D { <Zt>.D }, <Pg>/Z, [<Xn|SP>{, #<imm>, MUL VL}]

Decode for this encoding

```
if !IsFeatureImplemented(FEAT_SVE) then EndOfDecode(Decode_UNDEF);
constant integer t = UInt(Zt);
constant integer n = UInt(Rn);
constant integer g = UInt(Pg);
constant integer esize = 64;
constant integer msize = 64;
constant boolean unsigned = TRUE;
constant integer offset = SInt(imm4);
```

Assembler Symbols

- <Zt> Is the name of the scalable vector register to be transferred, encoded in the "Zt" field.
- <Pg> Is the name of the governing scalable predicate register P0-P7, encoded in the "Pg" field.
- <Xn|SP> Is the 64-bit name of the general-purpose base register or stack pointer, encoded in the "Rn" field.
- <imm> Is the optional signed immediate vector offset, in the range -8 to 7, defaulting to 0, encoded in the "imm4" field.

Operation

```
CheckNonStreamingSVEEnabled();
constant integer VL = CurrentVL;
constant integer PL = VL DIV 8;
constant integer elements = VL DIV esize;
bits(64) base;
constant bits(PL) mask = P[g, PL];
bits(64) addr;
bits(VL) result;
constant bits(VL) orig = Z[t, VL];
bits(msize) data;
constant integer mbytes = msize DIV 8;
boolean fault = FALSE;
boolean faulted = FALSE;
boolean unknown = FALSE;
constant boolean contiguous = TRUE;
constant boolean tagchecked = n != 31;
constant AccessDescriptor accdesc = CreateAccDescSVENF(contiguous, tagchecked);

if !AnyActiveElement(mask, esize) then
    if n == 31 && ConstrainUnpredictableBool(Unpredictable_CHECKSPNONEACTIVE) then
        CheckSPAlignment();
    else
        if n == 31 then CheckSPAlignment();

base = if n == 31 then SP[64] else X[n, 64];
addr = AddressAdd(base, offset * elements * mbytes, accdesc);

for e = 0 to elements-1
    if ActivePredicateElement(mask, e, esize) then
        // MemNF[] will return fault=TRUE if access is not performed for any reason
        (data, fault) = MemNF(addr, mbytes, accdesc);
    else
        (data, fault) = (Zeros(msize), FALSE);
    addr = AddressIncrement(addr, mbytes, accdesc);

    // FFR elements set to FALSE following a suppressed access/fault
    faulted = faulted || fault;
    if faulted then
        ElemFFR[e, esize] = '0';

    // Value becomes CONSTRAINED UNPREDICTABLE after an FFR element is FALSE
    unknown = unknown || ElemFFR[e, esize] == '0';
    if unknown then
        if !fault && ConstrainUnpredictableBool(Unpredictable_SVELDNFDATA) then
            Elem[result, e, esize] = Extend(data, esize, unsigned);
        elsif ConstrainUnpredictableBool(Unpredictable_SVELDNFZERO) then
            Elem[result, e, esize] = Zeros(esize);
        else // merge
            Elem[result, e, esize] = Elem[orig, e, esize];
    else
        Elem[result, e, esize] = Extend(data, esize, unsigned);

Z[t, VL] = result;
```

Internal version only: aarchmrs v2025-03_rel, pseudocode v2025-03_rel ; Build timestamp: 2025-03-21T17:41

Copyright © 2010-2025 Arm Limited or its affiliates. All rights reserved. This document is Non-Confidential.

LDNF1H

Contiguous load non-fault unsigned halfwords to vector (immediate index)

Contiguous load with non-faulting behavior of unsigned halfwords to elements of a vector register from the memory address generated by a 64-bit scalar base and immediate index in the range -8 to 7 which is multiplied by the vector's in-memory size, irrespective of predication, and added to the base address. Inactive elements will not cause a read from Device memory or signal a fault, and are set to zero in the destination vector. This instruction is illegal when executed in Streaming SVE mode, unless FEAT_SME_FA64 is implemented and enabled.

It has encodings from 3 classes: [16-bit element](#) , [32-bit element](#) and [64-bit element](#)

16-bit element
(FEAT_SVE)

31	30	29	28	27	26	25	24	23	22	21	20	19	18	17	16	15	14	13	12	11	10	9	8	7	6	5	4	3	2	1	0
1	0	1	0	0	1	0	0	1	0	1	1	imm4				1	0	1	Pg				Rn				Zt				
dtype																															

Encoding

LDNF1H { <Zt>.H }, <Pg>/Z, [<Xn|SP>{, #<imm>, MUL VL}]

Decode for this encoding

```
if !IsFeatureImplemented(FEAT_SVE) then EndOfDecode(Decode_UNDEF);
constant integer t = UInt(Zt);
constant integer n = UInt(Rn);
constant integer g = UInt(Pg);
constant integer esize = 16;
constant integer msize = 16;
constant boolean unsigned = TRUE;
constant integer offset = SInt(imm4);
```

32-bit element
(FEAT_SVE)

31	30	29	28	27	26	25	24	23	22	21	20	19	18	17	16	15	14	13	12	11	10	9	8	7	6	5	4	3	2	1	0
1	0	1	0	0	1	0	0	1	1	0	1	imm4				1	0	1	Pg				Rn				Zt				
dtype																															

Encoding

LDNF1H { <Zt>.S }, <Pg>/Z, [<Xn|SP>{, #<imm>, MUL VL}]

Decode for this encoding

```
if !IsFeatureImplemented(FEAT_SVE) then EndOfDecode(Decode_UNDEF);
constant integer t = UInt(Zt);
constant integer n = UInt(Rn);
constant integer g = UInt(Pg);
constant integer esize = 32;
constant integer msize = 16;
constant boolean unsigned = TRUE;
constant integer offset = SInt(imm4);
```

64-bit element
(FEAT_SVE)

31	30	29	28	27	26	25	24	23	22	21	20	19	18	17	16	15	14	13	12	11	10	9	8	7	6	5	4	3	2	1	0
1	0	1	0	0	1	0	0	1	1	1	1	imm4				1	0	1	Pg				Rn				Zt				
dtype																															

Encoding

```
LDNF1H { <Zt>.D }, <Pg>/Z, [<Xn|SP>{, #<imm>, MUL VL}]
```

Decode for this encoding

```
if !IsFeatureImplemented(FEAT_SVE) then EndOfDecode(Decode_UNDEF);
constant integer t = UInt(Zt);
constant integer n = UInt(Rn);
constant integer g = UInt(Pg);
constant integer esize = 64;
constant integer msize = 16;
constant boolean unsigned = TRUE;
constant integer offset = Sint(imm4);
```

Assembler Symbols

<Zt>	Is the name of the scalable vector register to be transferred, encoded in the "Zt" field.
<Pg>	Is the name of the governing scalable predicate register P0-P7, encoded in the "Pg" field.
<Xn SP>	Is the 64-bit name of the general-purpose base register or stack pointer, encoded in the "Rn" field.
<imm>	Is the optional signed immediate vector offset, in the range -8 to 7, defaulting to 0, encoded in the "imm4" field.

Operation

```
CheckNonStreamingSVEEnabled();
constant integer VL = CurrentVL;
constant integer PL = VL DIV 8;
constant integer elements = VL DIV esize;
bits(64) base;
constant bits(PL) mask = P[g, PL];
bits(64) addr;
bits(VL) result;
constant bits(VL) orig = Z[t, VL];
bits(msize) data;
constant integer mbytes = msize DIV 8;
boolean fault = FALSE;
boolean faulted = FALSE;
boolean unknown = FALSE;
constant boolean contiguous = TRUE;
constant boolean tagchecked = n != 31;
constant AccessDescriptor accdesc = CreateAccDescSVENF(contiguous, tagchecked);

if !AnyActiveElement(mask, esize) then
    if n == 31 && ConstrainUnpredictableBool(Unpredictable_CHECKSPNONEACTIVE) then
        CheckSPAlignment();
    else
        if n == 31 then CheckSPAlignment();

base = if n == 31 then SP[64] else X[n, 64];
addr = AddressAdd(base, offset * elements * mbytes, accdesc);

for e = 0 to elements-1
    if ActivePredicateElement(mask, e, esize) then
        // MemNF[] will return fault=TRUE if access is not performed for any reason
        (data, fault) = MemNF[addr, mbytes, accdesc];
    else
        (data, fault) = (Zeros(msize), FALSE);
    addr = AddressIncrement(addr, mbytes, accdesc);

    // FFR elements set to FALSE following a suppressed access/fault
    faulted = faulted || fault;
    if faulted then
        ElemFFR[e, esize] = '0';

    // Value becomes CONSTRAINED UNPREDICTABLE after an FFR element is FALSE
    unknown = unknown || ElemFFR[e, esize] == '0';
    if unknown then
        if !fault && ConstrainUnpredictableBool(Unpredictable_SVELDNFDATA) then
            Elem[result, e, esize] = Extend(data, esize, unsigned);
        elsif ConstrainUnpredictableBool(Unpredictable_SVELDNFZERO) then
            Elem[result, e, esize] = Zeros(esize);
        else // merge
            Elem[result, e, esize] = Elem[orig, e, esize];
    else
        Elem[result, e, esize] = Extend(data, esize, unsigned);

Z[t, VL] = result;
```

Internal version only: aarchmrs v2025-03_rel, pseudocode v2025-03_rel ; Build timestamp: 2025-03-21T17:41

Copyright © 2010-2025 Arm Limited or its affiliates. All rights reserved. This document is Non-Confidential.

LDNF1SB

Contiguous load non-fault signed bytes to vector (immediate index)

Contiguous load with non-faulting behavior of signed bytes to elements of a vector register from the memory address generated by a 64-bit scalar base and immediate index in the range -8 to 7 which is multiplied by the vector's in-memory size, irrespective of predication, and added to the base address. Inactive elements will not cause a read from Device memory or signal a fault, and are set to zero in the destination vector. This instruction is illegal when executed in Streaming SVE mode, unless FEAT_SME_FA64 is implemented and enabled.

It has encodings from 3 classes: [16-bit element](#) , [32-bit element](#) and [64-bit element](#)

16-bit element
(FEAT_SVE)

31	30	29	28	27	26	25	24	23	22	21	20	19	18	17	16	15	14	13	12	11	10	9	8	7	6	5	4	3	2	1	0
1	0	1	0	0	1	0	1	1	1	0	1	imm4				1	0	1	Pg			Rn				Zt					
dtype																															

Encoding

LDNF1SB { <Zt>.H }, <Pg>/Z, [<Xn|SP>{, #<imm>, MUL VL}]

Decode for this encoding

```
if !IsFeatureImplemented(FEAT_SVE) then EndOfDecode(Decode_UNDEF);
constant integer t = UInt(Zt);
constant integer n = UInt(Rn);
constant integer g = UInt(Pg);
constant integer esize = 16;
constant integer msize = 8;
constant boolean unsigned = FALSE;
constant integer offset = SInt(imm4);
```

32-bit element
(FEAT_SVE)

31	30	29	28	27	26	25	24	23	22	21	20	19	18	17	16	15	14	13	12	11	10	9	8	7	6	5	4	3	2	1	0
1	0	1	0	0	1	0	1	1	0	1	1	imm4				1	0	1	Pg			Rn				Zt					
dtype																															

Encoding

LDNF1SB { <Zt>.S }, <Pg>/Z, [<Xn|SP>{, #<imm>, MUL VL}]

Decode for this encoding

```
if !IsFeatureImplemented(FEAT_SVE) then EndOfDecode(Decode_UNDEF);
constant integer t = UInt(Zt);
constant integer n = UInt(Rn);
constant integer g = UInt(Pg);
constant integer esize = 32;
constant integer msize = 8;
constant boolean unsigned = FALSE;
constant integer offset = SInt(imm4);
```

64-bit element
(FEAT_SVE)

31	30	29	28	27	26	25	24	23	22	21	20	19	18	17	16	15	14	13	12	11	10	9	8	7	6	5	4	3	2	1	0
1	0	1	0	0	1	0	1	1	0	0	1	imm4				1	0	1	Pg			Rn				Zt					
dtype																															

Encoding

```
LDNF1SB { <Zt>.D }, <Pg>/Z, [<Xn|SP>{, #<imm>, MUL VL}]
```

Decode for this encoding

```
if !IsFeatureImplemented(FEAT_SVE) then EndOfDecode(Decode_UNDEF);
constant integer t = UInt(Zt);
constant integer n = UInt(Rn);
constant integer g = UInt(Pg);
constant integer esize = 64;
constant integer msize = 8;
constant boolean unsigned = FALSE;
constant integer offset = Sint(imm4);
```

Assembler Symbols

<Zt>	Is the name of the scalable vector register to be transferred, encoded in the "Zt" field.
<Pg>	Is the name of the governing scalable predicate register P0-P7, encoded in the "Pg" field.
<Xn SP>	Is the 64-bit name of the general-purpose base register or stack pointer, encoded in the "Rn" field.
<imm>	Is the optional signed immediate vector offset, in the range -8 to 7, defaulting to 0, encoded in the "imm4" field.

Operation

```
CheckNonStreamingSVEEnabled();
constant integer VL = CurrentVL;
constant integer PL = VL DIV 8;
constant integer elements = VL DIV esize;
bits(64) base;
constant bits(PL) mask = P[g, PL];
bits(64) addr;
bits(VL) result;
constant bits(VL) orig = Z[t, VL];
bits(msize) data;
constant integer mbytes = msize DIV 8;
boolean fault = FALSE;
boolean faulted = FALSE;
boolean unknown = FALSE;
constant boolean contiguous = TRUE;
constant boolean tagchecked = n != 31;
constant AccessDescriptor accdesc = CreateAccDescSVENF(contiguous, tagchecked);

if !AnyActiveElement(mask, esize) then
    if n == 31 && ConstrainUnpredictableBool(Unpredictable_CHECKSPNONEACTIVE) then
        CheckSPAlignment();
    else
        if n == 31 then CheckSPAlignment();

base = if n == 31 then SP[64] else X[n, 64];
addr = AddressAdd(base, offset * elements * mbytes, accdesc);

for e = 0 to elements-1
    if ActivePredicateElement(mask, e, esize) then
        // MemNF[] will return fault=TRUE if access is not performed for any reason
        (data, fault) = MemNF(addr, mbytes, accdesc);
    else
        (data, fault) = (Zeros(msize), FALSE);
    addr = AddressIncrement(addr, mbytes, accdesc);

    // FFR elements set to FALSE following a suppressed access/fault
    faulted = faulted || fault;
    if faulted then
        ElemFFR[e, esize] = '0';

    // Value becomes CONSTRAINED UNPREDICTABLE after an FFR element is FALSE
    unknown = unknown || ElemFFR[e, esize] == '0';
    if unknown then
        if !fault && ConstrainUnpredictableBool(Unpredictable_SVELDNFDATA) then
            Elem[result, e, esize] = Extend(data, esize, unsigned);
        elsif ConstrainUnpredictableBool(Unpredictable_SVELDNFZERO) then
            Elem[result, e, esize] = Zeros(esize);
        else // merge
            Elem[result, e, esize] = Elem[orig, e, esize];
    else
        Elem[result, e, esize] = Extend(data, esize, unsigned);

Z[t, VL] = result;
```

Internal version only: aarchmrs v2025-03_rel, pseudocode v2025-03_rel ; Build timestamp: 2025-03-21T17:41

Copyright © 2010-2025 Arm Limited or its affiliates. All rights reserved. This document is Non-Confidential.

LDNF1SH

Contiguous load non-fault signed halfwords to vector (immediate index)

Contiguous load with non-faulting behavior of signed halfwords to elements of a vector register from the memory address generated by a 64-bit scalar base and immediate index in the range -8 to 7 which is multiplied by the vector's in-memory size, irrespective of predication, and added to the base address. Inactive elements will not cause a read from Device memory or signal a fault, and are set to zero in the destination vector.

This instruction is illegal when executed in Streaming SVE mode, unless FEAT_SME_FA64 is implemented and enabled.

It has encodings from 2 classes: [32-bit element](#) and [64-bit element](#)

32-bit element (FEAT_SVE)

31	30	29	28	27	26	25	24	23	22	21	20	19	18	17	16	15	14	13	12	11	10	9	8	7	6	5	4	3	2	1	0
1	0	1	0	0	1	0	1	0	0	1	1	imm4				1	0	1	Pg			Rn				Zt					
dtype																															

Encoding

LDNF1SH { <Zt>.S }, <Pg>/Z, [<Xn|SP>{, #<imm>, MUL VL}]

Decode for this encoding

```
if !IsFeatureImplemented(FEAT_SVE) then EndOfDecode(Decode_UNDEF);
constant integer t = UInt(Zt);
constant integer n = UInt(Rn);
constant integer g = UInt(Pg);
constant integer esize = 32;
constant integer msize = 16;
constant boolean unsigned = FALSE;
constant integer offset = SInt(imm4);
```

64-bit element (FEAT_SVE)

31	30	29	28	27	26	25	24	23	22	21	20	19	18	17	16	15	14	13	12	11	10	9	8	7	6	5	4	3	2	1	0
1	0	1	0	0	1	0	1	0	0	0	1	imm4				1	0	1	Pg			Rn				Zt					
dtype																															

Encoding

LDNF1SH { <Zt>.D }, <Pg>/Z, [<Xn|SP>{, #<imm>, MUL VL}]

Decode for this encoding

```
if !IsFeatureImplemented(FEAT_SVE) then EndOfDecode(Decode_UNDEF);
constant integer t = UInt(Zt);
constant integer n = UInt(Rn);
constant integer g = UInt(Pg);
constant integer esize = 64;
constant integer msize = 16;
constant boolean unsigned = FALSE;
constant integer offset = SInt(imm4);
```

Assembler Symbols

- <Zt> Is the name of the scalable vector register to be transferred, encoded in the "Zt" field.
- <Pg> Is the name of the governing scalable predicate register P0-P7, encoded in the "Pg" field.
- <Xn|SP> Is the 64-bit name of the general-purpose base register or stack pointer, encoded in the "Rn" field.

<imm> Is the optional signed immediate vector offset, in the range -8 to 7, defaulting to 0, encoded in the "imm4" field.

Operation

```
CheckNonStreamingSVEEnabled();
constant integer VL = CurrentVL;
constant integer PL = VL DIV 8;
constant integer elements = VL DIV esize;
bits(64) base;
constant bits(PL) mask = P[g, PL];
bits(64) addr;
bits(VL) result;
constant bits(VL) orig = Z[t, VL];
bits(msize) data;
constant integer mbytes = msize DIV 8;
boolean fault = FALSE;
boolean faulted = FALSE;
boolean unknown = FALSE;
constant boolean contiguous = TRUE;
constant boolean tagchecked = n != 31;
constant AccessDescriptor accdesc = CreateAccDescSVENF(contiguous, tagchecked);

if !AnyActiveElement(mask, esize) then
    if n == 31 && ConstrainUnpredictableBool(Unpredictable_CHECKSPNONEACTIVE) then
        CheckSPAlignment();
    else
        if n == 31 then CheckSPAlignment();

base = if n == 31 then SP[64] else X[n, 64];
addr = AddressAdd(base, offset * elements * mbytes, accdesc);

for e = 0 to elements-1
    if ActivePredicateElement(mask, e, esize) then
        // MemNF[] will return fault=TRUE if access is not performed for any reason
        (data, fault) = MemNF[addr, mbytes, accdesc];
    else
        (data, fault) = (Zeros(msize), FALSE);
    addr = AddressIncrement(addr, mbytes, accdesc);

    // FFR elements set to FALSE following a suppressed access/fault
    faulted = faulted || fault;
    if faulted then
        ElemFFR[e, esize] = '0';

    // Value becomes CONSTRAINED UNPREDICTABLE after an FFR element is FALSE
    unknown = unknown || ElemFFR[e, esize] == '0';
    if unknown then
        if !fault && ConstrainUnpredictableBool(Unpredictable_SVELDNFDATA) then
            Elem[result, e, esize] = Extend(data, esize, unsigned);
        elsif ConstrainUnpredictableBool(Unpredictable_SVELDNFZERO) then
            Elem[result, e, esize] = Zeros(esize);
        else // merge
            Elem[result, e, esize] = Elem[orig, e, esize];
    else
        Elem[result, e, esize] = Extend(data, esize, unsigned);

Z[t, VL] = result;
```

Internal version only: aarchmrs v2025-03_rel, pseudocode v2025-03_rel ; Build timestamp: 2025-03-21T17:41

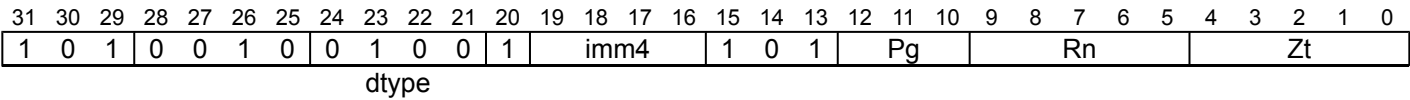
Copyright © 2010-2025 Arm Limited or its affiliates. All rights reserved. This document is Non-Confidential.

LDNF1SW

Contiguous load non-fault signed words to vector (immediate index)

Contiguous load with non-faulting behavior of signed words to elements of a vector register from the memory address generated by a 64-bit scalar base and immediate index in the range -8 to 7 which is multiplied by the vector's in-memory size, irrespective of predication, and added to the base address. Inactive elements will not cause a read from Device memory or signal a fault, and are set to zero in the destination vector. This instruction is illegal when executed in Streaming SVE mode, unless FEAT_SME_FA64 is implemented and enabled.

SVE (FEAT_SVE)



Encoding

LDNF1SW { <Zt>.D }, <Pg>/Z, [<Xn|SP>{, #<imm>, MUL VL}]

Decode for this encoding

```
if !IsFeatureImplemented(FEAT_SVE) then EndOfDecode(Decode_UNDEF);
constant integer t = UInt(Zt);
constant integer n = UInt(Rn);
constant integer g = UInt(Pg);
constant integer esize = 64;
constant integer msize = 32;
constant boolean unsigned = FALSE;
constant integer offset = SInt(imm4);
```

Assembler Symbols

- <Zt> Is the name of the scalable vector register to be transferred, encoded in the "Zt" field.
- <Pg> Is the name of the governing scalable predicate register P0-P7, encoded in the "Pg" field.
- <Xn|SP> Is the 64-bit name of the general-purpose base register or stack pointer, encoded in the "Rn" field.
- <imm> Is the optional signed immediate vector offset, in the range -8 to 7, defaulting to 0, encoded in the "imm4" field.

Operation

```
CheckNonStreamingSVEEnabled();
constant integer VL = CurrentVL;
constant integer PL = VL DIV 8;
constant integer elements = VL DIV esize;
bits(64) base;
constant bits(PL) mask = P[g, PL];
bits(64) addr;
bits(VL) result;
constant bits(VL) orig = Z[t, VL];
bits(msize) data;
constant integer mbytes = msize DIV 8;
boolean fault = FALSE;
boolean faulted = FALSE;
boolean unknown = FALSE;
constant boolean contiguous = TRUE;
constant boolean tagchecked = n != 31;
constant AccessDescriptor accdesc = CreateAccDescSVENF(contiguous, tagchecked);

if !AnyActiveElement(mask, esize) then
    if n == 31 && ConstrainUnpredictableBool(Unpredictable_CHECKSPNONEACTIVE) then
        CheckSPAlignment();
    else
        if n == 31 then CheckSPAlignment();

base = if n == 31 then SP[64] else X[n, 64];
addr = AddressAdd(base, offset * elements * mbytes, accdesc);

for e = 0 to elements-1
    if ActivePredicateElement(mask, e, esize) then
        // MemNF[] will return fault=TRUE if access is not performed for any reason
        (data, fault) = MemNF(addr, mbytes, accdesc);
    else
        (data, fault) = (Zeros(msize), FALSE);
    addr = AddressIncrement(addr, mbytes, accdesc);

    // FFR elements set to FALSE following a suppressed access/fault
    faulted = faulted || fault;
    if faulted then
        ElemFFR[e, esize] = '0';

    // Value becomes CONSTRAINED UNPREDICTABLE after an FFR element is FALSE
    unknown = unknown || ElemFFR[e, esize] == '0';
    if unknown then
        if !fault && ConstrainUnpredictableBool(Unpredictable_SVELDNFDATA) then
            Elem[result, e, esize] = Extend(data, esize, unsigned);
        elsif ConstrainUnpredictableBool(Unpredictable_SVELDNFZERO) then
            Elem[result, e, esize] = Zeros(esize);
        else // merge
            Elem[result, e, esize] = Elem[orig, e, esize];
    else
        Elem[result, e, esize] = Extend(data, esize, unsigned);

Z[t, VL] = result;
```

Internal version only: aarchmrs v2025-03_rel, pseudocode v2025-03_rel ; Build timestamp: 2025-03-21T17:41

Copyright © 2010-2025 Arm Limited or its affiliates. All rights reserved. This document is Non-Confidential.

LDNF1W

Contiguous load non-fault unsigned words to vector (immediate index)

Contiguous load with non-faulting behavior of unsigned words to elements of a vector register from the memory address generated by a 64-bit scalar base and immediate index in the range -8 to 7 which is multiplied by the vector's in-memory size, irrespective of predication, and added to the base address. Inactive elements will not cause a read from Device memory or signal a fault, and are set to zero in the destination vector.

This instruction is illegal when executed in Streaming SVE mode, unless FEAT_SME_FA64 is implemented and enabled.

It has encodings from 2 classes: [32-bit element](#) and [64-bit element](#)

32-bit element
(FEAT_SVE)

31	30	29	28	27	26	25	24	23	22	21	20	19	18	17	16	15	14	13	12	11	10	9	8	7	6	5	4	3	2	1	0
1	0	1	0	0	1	0	1	0	1	0	1	imm4				1	0	1	Pg			Rn				Zt					
dtype																															

Encoding

LDNF1W { <Zt>.S }, <Pg>/Z, [<Xn|SP>{, #<imm>, MUL VL}]

Decode for this encoding

```
if !IsFeatureImplemented(FEAT_SVE) then EndOfDecode(Decode_UNDEF);
constant integer t = UInt(Zt);
constant integer n = UInt(Rn);
constant integer g = UInt(Pg);
constant integer esize = 32;
constant integer msize = 32;
constant boolean unsigned = TRUE;
constant integer offset = SInt(imm4);
```

64-bit element
(FEAT_SVE)

31	30	29	28	27	26	25	24	23	22	21	20	19	18	17	16	15	14	13	12	11	10	9	8	7	6	5	4	3	2	1	0
1	0	1	0	0	1	0	1	0	1	1	1	imm4				1	0	1	Pg			Rn				Zt					
dtype																															

Encoding

LDNF1W { <Zt>.D }, <Pg>/Z, [<Xn|SP>{, #<imm>, MUL VL}]

Decode for this encoding

```
if !IsFeatureImplemented(FEAT_SVE) then EndOfDecode(Decode_UNDEF);
constant integer t = UInt(Zt);
constant integer n = UInt(Rn);
constant integer g = UInt(Pg);
constant integer esize = 64;
constant integer msize = 32;
constant boolean unsigned = TRUE;
constant integer offset = SInt(imm4);
```

Assembler Symbols

- <Zt> Is the name of the scalable vector register to be transferred, encoded in the "Zt" field.
- <Pg> Is the name of the governing scalable predicate register P0-P7, encoded in the "Pg" field.
- <Xn|SP> Is the 64-bit name of the general-purpose base register or stack pointer, encoded in the "Rn" field.

<imm> Is the optional signed immediate vector offset, in the range -8 to 7, defaulting to 0, encoded in the "imm4" field.

Operation

```
CheckNonStreamingSVEEnabled();
constant integer VL = CurrentVL;
constant integer PL = VL DIV 8;
constant integer elements = VL DIV esize;
bits(64) base;
constant bits(PL) mask = P[g, PL];
bits(64) addr;
bits(VL) result;
constant bits(VL) orig = Z[t, VL];
bits(msize) data;
constant integer mbytes = msize DIV 8;
boolean fault = FALSE;
boolean faulted = FALSE;
boolean unknown = FALSE;
constant boolean contiguous = TRUE;
constant boolean tagchecked = n != 31;
constant AccessDescriptor accdesc = CreateAccDescSVENF(contiguous, tagchecked);

if !AnyActiveElement(mask, esize) then
    if n == 31 && ConstrainUnpredictableBool(Unpredictable_CHECKSPNONEACTIVE) then
        CheckSPAlignment();
    else
        if n == 31 then CheckSPAlignment();

base = if n == 31 then SP[64] else X[n, 64];
addr = AddressAdd(base, offset * elements * mbytes, accdesc);

for e = 0 to elements-1
    if ActivePredicateElement(mask, e, esize) then
        // MemNF[] will return fault=TRUE if access is not performed for any reason
        (data, fault) = MemNF[addr, mbytes, accdesc];
    else
        (data, fault) = (Zeros(msize), FALSE);
    addr = AddressIncrement(addr, mbytes, accdesc);

    // FFR elements set to FALSE following a suppressed access/fault
    faulted = faulted || fault;
    if faulted then
        ElemFFR[e, esize] = '0';

    // Value becomes CONSTRAINED UNPREDICTABLE after an FFR element is FALSE
    unknown = unknown || ElemFFR[e, esize] == '0';
    if unknown then
        if !fault && ConstrainUnpredictableBool(Unpredictable_SVELDNFDATA) then
            Elem[result, e, esize] = Extend(data, esize, unsigned);
        elsif ConstrainUnpredictableBool(Unpredictable_SVELDNFZERO) then
            Elem[result, e, esize] = Zeros(esize);
        else // merge
            Elem[result, e, esize] = Elem[orig, e, esize];
    else
        Elem[result, e, esize] = Extend(data, esize, unsigned);

Z[t, VL] = result;
```

Internal version only: aarchmrs v2025-03_rel, pseudocode v2025-03_rel ; Build timestamp: 2025-03-21T17:41

Copyright © 2010-2025 Arm Limited or its affiliates. All rights reserved. This document is Non-Confidential.

LDNT1B (scalar plus immediate, consecutive registers)

Contiguous load non-temporal of bytes to multiple consecutive vectors (immediate index)

This instruction performs a contiguous non-temporal load of bytes to elements of two or four consecutive vector registers from the memory address generated by a 64-bit scalar base and immediate index which is multiplied by the vector's in-memory size, irrespective of predication, and added to the base address.

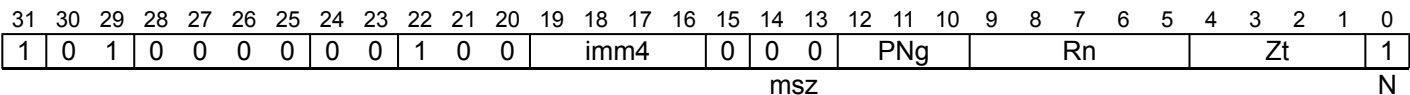
Inactive elements will not cause a read from Device memory or signal a fault, and are set to zero in the destination vector.

A non-temporal load is a hint to the system that this data is unlikely to be referenced again soon.

It has encodings from 2 classes: [Two registers](#) and [Four registers](#)

Two registers

(FEAT_SME2 || FEAT_SVE2p1)



Encoding

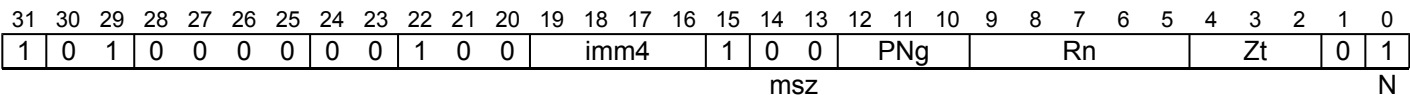
LDNT1B { <Zt1>.B-<Zt2>.B }, <PNg>/Z, [<Xn|SP>{, #<imm>, MUL VL}]

Decode for this encoding

```
if !IsFeatureImplemented(FEAT_SME2) && !IsFeatureImplemented(FEAT_SVE2p1) then
    EndOfDecode(Decode_UNDEF);
constant integer n = UInt(Rn);
constant integer g = UInt('1':PNg);
constant integer nreg = 2;
constant integer t = UInt(Zt:'0');
constant integer esize = 8;
constant integer offset = SInt(imm4);
```

Four registers

(FEAT_SME2 || FEAT_SVE2p1)



Encoding

LDNT1B { <Zt1>.B-<Zt4>.B }, <PNg>/Z, [<Xn|SP>{, #<imm>, MUL VL}]

Decode for this encoding

```
if !IsFeatureImplemented(FEAT_SME2) && !IsFeatureImplemented(FEAT_SVE2p1) then
    EndOfDecode(Decode_UNDEF);
constant integer n = UInt(Rn);
constant integer g = UInt('1':PNg);
constant integer nreg = 4;
constant integer t = UInt(Zt:'00');
constant integer esize = 8;
constant integer offset = SInt(imm4);
```

Assembler Symbols

- <Zt1> For the "Two registers" variant: is the name of the first scalable vector register to be transferred, encoded as "Zt" times 2.
- For the "Four registers" variant: is the name of the first scalable vector register to be transferred, encoded as "Zt" times 4.

<Zt2>	Is the name of the second scalable vector register to be transferred, encoded as "Zt" times 2 plus 1.
<PNg>	Is the name of the governing scalable predicate register PN8-PN15, with predicate-as-counter encoding, encoded in the "PNg" field.
<Xn SP>	Is the 64-bit name of the general-purpose base register or stack pointer, encoded in the "Rn" field.
<imm>	For the "Two registers" variant: is the optional signed immediate vector offset, a multiple of 2 in the range -16 to 14, defaulting to 0, encoded in the "imm4" field. For the "Four registers" variant: is the optional signed immediate vector offset, a multiple of 4 in the range -32 to 28, defaulting to 0, encoded in the "imm4" field.
<Zt4>	Is the name of the fourth scalable vector register to be transferred, encoded as "Zt" times 4 plus 3.

Operation

```

if IsFeatureImplemented(FEAT_SVE2p1) then CheckSVEEnabled\(\); else CheckStreamingSVEEnabled\(\);
constant integer VL = CurrentVL;
constant integer PL = VL DIV 8;
constant integer elements = VL DIV esize;
constant integer mbytes = esize DIV 8;
bits(64) base;
bits(64) addr;
constant bits(PL) pred = P[g, PL];
constant bits(PL * nreg) mask = CounterToPredicate(pred<15:0>, PL * nreg);
array [0..3] of bits(VL) values;
constant boolean contiguous = TRUE;
constant boolean nontemporal = TRUE;
constant integer transfer = t;
constant boolean tagchecked = n != 31;
constant AccessDescriptor accdesc = CreateAccDescSVE(MemOp_LOAD, nontemporal, contiguous,
                                                    tagchecked);

if !AnyActiveElement(mask, esize) then
    if n == 31 && ConstrainUnpredictableBool(Unpredictable\_CHECKSPNONEACTIVE) then
        CheckSPAlignment();
    else
        if n == 31 then CheckSPAlignment();

base = if n == 31 then SP[64] else X[n, 64];
addr = AddressAdd(base, offset * nreg * elements * mbytes, accdesc);

for r = 0 to nreg-1
    for e = 0 to elements-1
        if ActivePredicateElement(mask, r * elements + e, esize) then
            Elem[values[r], e, esize] = Mem[addr, mbytes, accdesc];
        else
            Elem[values[r], e, esize] = Zeros(esize);
        addr = AddressIncrement(addr, mbytes, accdesc);

for r = 0 to nreg-1
    Z[transfer+r, VL] = values[r];

```

Operational information

If PSTATE.DIT is 1, the timing of this instruction is insensitive to the value of the data being loaded or stored when its governing predicate register contains the same value for each execution.

Internal version only: aarchmrs v2025-03_rel, pseudocode v2025-03_rel; Build timestamp: 2025-03-21T17:41

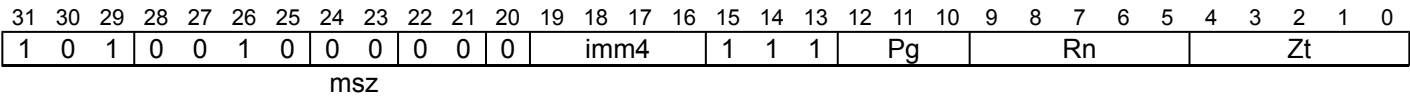
Copyright © 2010-2025 Arm Limited or its affiliates. All rights reserved. This document is Non-Confidential.

LDNT1B (scalar plus immediate, single register)

Contiguous load non-temporal bytes to vector (immediate index)

Contiguous load non-temporal of bytes to elements of a vector register from the memory address generated by a 64-bit scalar base and immediate index in the range -8 to 7 which is multiplied by the vector's in-memory size, irrespective of predication, and added to the base address. Inactive elements will not cause a read from Device memory or signal a fault, and are set to zero in the destination vector. A non-temporal load is a hint to the system that this data is unlikely to be referenced again soon.

SVE (FEAT_SVE || FEAT_SME)



Encoding

LDNT1B { <Zt>.B }, <Pg>/Z, [<Xn|SP>{, #<imm>, MUL VL}]

Decode for this encoding

```
if !IsFeatureImplemented(FEAT_SVE) && !IsFeatureImplemented(FEAT_SME) then
    EndOfDecode(Decode_UNDEF);
constant integer t = UInt(Zt);
constant integer n = UInt(Rn);
constant integer g = UInt(Pg);
constant integer esize = 8;
constant integer offset = SInt(imm4);
```

Assembler Symbols

- <Zt> Is the name of the scalable vector register to be transferred, encoded in the "Zt" field.
- <Pg> Is the name of the governing scalable predicate register P0-P7, encoded in the "Pg" field.
- <Xn|SP> Is the 64-bit name of the general-purpose base register or stack pointer, encoded in the "Rn" field.
- <imm> Is the optional signed immediate vector offset, in the range -8 to 7, defaulting to 0, encoded in the "imm4" field.

Operation

```
CheckSVEEnabled();
constant integer VL = CurrentVL;
constant integer PL = VL DIV 8;
constant integer elements = VL DIV esize;
bits(64) base;
constant bits(PL) mask = P[g, PL];
bits(64) addr;
bits(VL) result;
constant integer mbytes = esize DIV 8;
constant boolean contiguous = TRUE;
constant boolean nontemporal = TRUE;
constant boolean tagchecked = n != 31;
constant AccessDescriptor accdesc = CreateAccDescSVE(MemOp\_LOAD, nontemporal, contiguous,
                                                    tagchecked);

if !AnyActiveElement(mask, esize) then
    if n == 31 && ConstrainUnpredictableBool(Unpredictable\_CHECKSPNONEACTIVE) then
        CheckSPAlignment();
    else
        if n == 31 then CheckSPAlignment();

base = if n == 31 then SP[64] else X[n, 64];
addr = AddressAdd(base, offset * elements * mbytes, accdesc);

for e = 0 to elements-1
    if ActivePredicateElement(mask, e, esize) then
        Elem[result, e, esize] = Mem[addr, mbytes, accdesc];
    else
        Elem[result, e, esize] = Zeros(esize);
        addr = AddressIncrement(addr, mbytes, accdesc);

Z[t, VL] = result;
```

Operational information

If PSTATE.DIT is 1, the timing of this instruction is insensitive to the value of the data being loaded or stored when its governing predicate register contains the same value for each execution.

Internal version only: aarchmrs v2025-03_rel, pseudocode v2025-03_rel ; Build timestamp: 2025-03-21T17:41

Copyright © 2010-2025 Arm Limited or its affiliates. All rights reserved. This document is Non-Confidential.

LDNT1B (scalar plus scalar, consecutive registers)

Contiguous load non-temporal of bytes to multiple consecutive vectors (scalar index)

This instruction performs a contiguous non-temporal load of bytes to elements of two or four consecutive vector registers from the memory address generated by a 64-bit scalar base and scalar index which is added to the base address. After each element access the index value is incremented, but the index register is not updated.

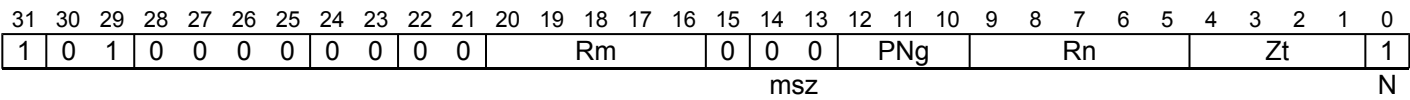
Inactive elements will not cause a read from Device memory or signal a fault, and are set to zero in the destination vector.

A non-temporal load is a hint to the system that this data is unlikely to be referenced again soon.

It has encodings from 2 classes: [Two registers](#) and [Four registers](#)

Two registers

(FEAT_SME2 || FEAT_SVE2p1)



Encoding

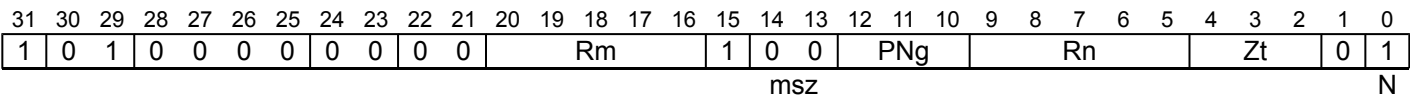
LDNT1B { <Zt1>.B-<Zt2>.B }, <PNg>/Z, [<Xn|SP>, <Xm>]

Decode for this encoding

```
if !IsFeatureImplemented(FEAT_SME2) && !IsFeatureImplemented(FEAT_SVE2p1) then
    EndOfDecode(Decode_UNDEF);
constant integer n = UInt(Rn);
constant integer m = UInt(Rm);
constant integer g = UInt('1':PNg);
constant integer nreg = 2;
constant integer t = UInt(Zt:'0');
constant integer esize = 8;
```

Four registers

(FEAT_SME2 || FEAT_SVE2p1)



Encoding

LDNT1B { <Zt1>.B-<Zt4>.B }, <PNg>/Z, [<Xn|SP>, <Xm>]

Decode for this encoding

```
if !IsFeatureImplemented(FEAT_SME2) && !IsFeatureImplemented(FEAT_SVE2p1) then
    EndOfDecode(Decode_UNDEF);
constant integer n = UInt(Rn);
constant integer m = UInt(Rm);
constant integer g = UInt('1':PNg);
constant integer nreg = 4;
constant integer t = UInt(Zt:'00');
constant integer esize = 8;
```

Assembler Symbols

- <Zt1> For the "Two registers" variant: is the name of the first scalable vector register to be transferred, encoded as "Zt" times 2.
- For the "Four registers" variant: is the name of the first scalable vector register to be transferred, encoded as "Zt" times 4.

<Zt2>	Is the name of the second scalable vector register to be transferred, encoded as "Zt" times 2 plus 1.
<PNg>	Is the name of the governing scalable predicate register PN8-PN15, with predicate-as-counter encoding, encoded in the "PNg" field.
<Xn SP>	Is the 64-bit name of the general-purpose base register or stack pointer, encoded in the "Rn" field.
<Xm>	Is the 64-bit name of the general-purpose offset register, encoded in the "Rm" field.
<Zt4>	Is the name of the fourth scalable vector register to be transferred, encoded as "Zt" times 4 plus 3.

Operation

```

if IsFeatureImplemented(FEAT_SVE2p1) then CheckSVEEnabled\(\); else CheckStreamingSVEEnabled\(\);
constant integer VL = CurrentVL;
constant integer PL = VL DIV 8;
constant integer elements = VL DIV esize;
constant integer mbytes = esize DIV 8;
bits(64) offset;
bits(64) base;
bits(64) addr;
constant bits(PL) pred = P[g, PL];
constant bits(PL * nreg) mask = CounterToPredicate(pred<15:0>, PL * nreg);
array [0..3] of bits(VL) values;
constant boolean contiguous = TRUE;
constant boolean nontemporal = TRUE;
constant integer transfer = t;
constant boolean tagchecked = TRUE;
constant AccessDescriptor accdesc = CreateAccDescSVE(MemOp\_LOAD, nontemporal, contiguous,
                                                    tagchecked);

if !AnyActiveElement(mask, esize) then
    if n == 31 && ConstrainUnpredictableBool(Unpredictable\_CHECKSPNONEACTIVE) then
        CheckSPAlignment();
    else
        if n == 31 then CheckSPAlignment();

base = if n == 31 then SP[64] else X[n, 64];
offset = X[m, 64];
addr = AddressAdd(base, UInt(offset) * mbytes, accdesc);

for r = 0 to nreg-1
    for e = 0 to elements-1
        if ActivePredicateElement(mask, r * elements + e, esize) then
            Elem[values[r], e, esize] = Mem[addr, mbytes, accdesc];
        else
            Elem[values[r], e, esize] = Zeros(esize);
        addr = AddressIncrement(addr, mbytes, accdesc);

for r = 0 to nreg-1
    Z[transfer+r, VL] = values[r];

```

Operational information

If PSTATE.DIT is 1, the timing of this instruction is insensitive to the value of the data being loaded or stored when its governing predicate register contains the same value for each execution.

Internal version only: aarchmrs v2025-03_rel, pseudocode v2025-03_rel ; Build timestamp: 2025-03-21T17:41

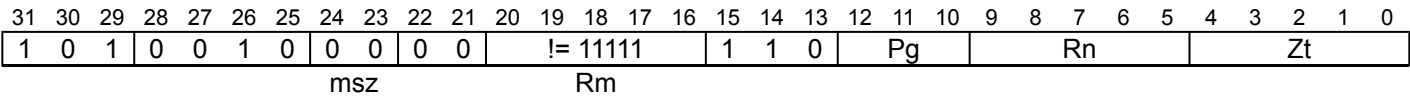
Copyright © 2010-2025 Arm Limited or its affiliates. All rights reserved. This document is Non-Confidential.

LDNT1B (scalar plus scalar, single register)

Contiguous load non-temporal bytes to vector (scalar index)

Contiguous load non-temporal of bytes to elements of a vector register from the memory address generated by a 64-bit scalar base and scalar index which is added to the base address. After each element access the index value is incremented, but the index register is not updated. Inactive elements will not cause a read from Device memory or signal a fault, and are set to zero in the destination vector.
A non-temporal load is a hint to the system that this data is unlikely to be referenced again soon.

SVE (FEAT_SVE || FEAT_SME)



Encoding

LDNT1B { <Zt>.B }, <Pg>/Z, [<Xn|SP>, <Xm>]

Decode for this encoding

```
if !IsFeatureImplemented(FEAT_SVE) && !IsFeatureImplemented(FEAT_SME) then
    EndOfDecode(Decode_UNDEF);
if Rm == '11111' then EndOfDecode(Decode_UNDEF);
constant integer t = UInt(Zt);
constant integer n = UInt(Rn);
constant integer m = UInt(Rm);
constant integer g = UInt(Pg);
constant integer esize = 8;
```

Assembler Symbols

- <Zt> Is the name of the scalable vector register to be transferred, encoded in the "Zt" field.
- <Pg> Is the name of the governing scalable predicate register P0-P7, encoded in the "Pg" field.
- <Xn|SP> Is the 64-bit name of the general-purpose base register or stack pointer, encoded in the "Rn" field.
- <Xm> Is the 64-bit name of the general-purpose offset register, encoded in the "Rm" field.

Operation

```
CheckSVEEnabled();
constant integer VL = CurrentVL;
constant integer PL = VL DIV 8;
constant integer elements = VL DIV esize;
bits(64) base;
bits(64) offset;
constant bits(PL) mask = P[g, PL];
bits(64) addr;
bits(VL) result;
constant integer mbytes = esize DIV 8;
constant boolean contiguous = TRUE;
constant boolean nontemporal = TRUE;
constant boolean tagchecked = TRUE;
constant AccessDescriptor accdesc = CreateAccDescSVE(MemOp\_LOAD, nontemporal, contiguous,
                                                    tagchecked);

if !AnyActiveElement(mask, esize) then
    if n == 31 && ConstrainUnpredictableBool(Unpredictable\_CHECKSPNONEACTIVE) then
        CheckSPAlignment();
    else
        if n == 31 then CheckSPAlignment();

base = if n == 31 then SP[64] else X[n, 64];
offset = X[m, 64];
addr = AddressAdd(base, UInt(offset) * mbytes, accdesc);

for e = 0 to elements-1
    if ActivePredicateElement(mask, e, esize) then
        Elem[result, e, esize] = Mem[addr, mbytes, accdesc];
    else
        Elem[result, e, esize] = Zeros(esize);
    addr = AddressIncrement(addr, mbytes, accdesc);

Z[t, VL] = result;
```

Operational information

If PSTATE.DIT is 1, the timing of this instruction is insensitive to the value of the data being loaded or stored when its governing predicate register contains the same value for each execution.

Internal version only: aarchmrs v2025-03_rel, pseudocode v2025-03_rel ; Build timestamp: 2025-03-21T17:41

Copyright © 2010-2025 Arm Limited or its affiliates. All rights reserved. This document is Non-Confidential.

LDNT1B (vector plus scalar)

Gather load non-temporal unsigned bytes

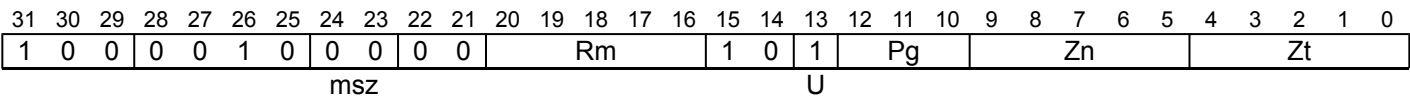
Gather load non-temporal of unsigned bytes to active elements of a vector register from memory addresses generated by a vector base plus a 64-bit unscaled scalar register offset. Inactive elements will not cause a read from Device memory or signal faults, and are set to zero in the destination vector.

A non-temporal load is a hint to the system that this data is unlikely to be referenced again soon.

This instruction is illegal when executed in Streaming SVE mode, unless FEAT_SME_FA64 is implemented and enabled.

It has encodings from 2 classes: [32-bit unscaled offset](#) and [64-bit unscaled offset](#)

32-bit unscaled offset (FEAT_SVE2)



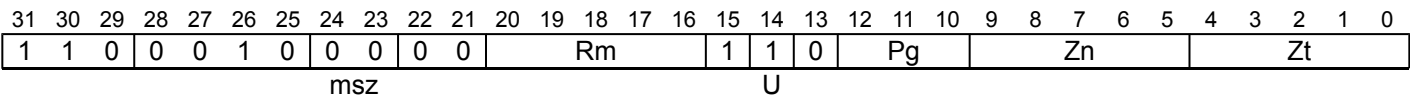
Encoding

LDNT1B { <Zt>.S }, <Pg>/Z, [<Zn>.S{, <Xm>}]

Decode for this encoding

```
if !IsFeatureImplemented(FEAT_SVE2) then EndOfDecode(Decode_UNDEF);
constant integer t = UInt(Zt);
constant integer n = UInt(Zn);
constant integer m = UInt(Rm);
constant integer g = UInt(Pg);
constant integer esize = 32;
constant integer msize = 8;
constant boolean unsigned = TRUE;
```

64-bit unscaled offset (FEAT_SVE2)



Encoding

LDNT1B { <Zt>.D }, <Pg>/Z, [<Zn>.D{, <Xm>}]

Decode for this encoding

```
if !IsFeatureImplemented(FEAT_SVE2) then EndOfDecode(Decode_UNDEF);
constant integer t = UInt(Zt);
constant integer n = UInt(Zn);
constant integer m = UInt(Rm);
constant integer g = UInt(Pg);
constant integer esize = 64;
constant integer msize = 8;
constant boolean unsigned = TRUE;
```

Assembler Symbols

- <Zt> Is the name of the scalable vector register to be transferred, encoded in the "Zt" field.
- <Pg> Is the name of the governing scalable predicate register P0-P7, encoded in the "Pg" field.

<Zn> Is the name of the base scalable vector register, encoded in the "Zn" field.

<Xm> Is the optional 64-bit name of the general-purpose offset register, defaulting to XZR, encoded in the "Rm" field.

Operation

```

CheckNonStreamingSVEEnabled();
constant integer VL = CurrentVL;
constant integer PL = VL DIV 8;
constant integer elements = VL DIV esize;
constant bits(PL) mask = P[g, PL];
bits(VL) base;
bits(64) offset;
bits(VL) result;
bits(msize) data;
constant integer mbytes = msize DIV 8;
constant boolean contiguous = FALSE;
constant boolean nontemporal = TRUE;
constant boolean tagchecked = TRUE;
constant AccessDescriptor accdesc = CreateAccDescSVE(MemOp_LOAD, nontemporal, contiguous,
                                                    tagchecked);

if AnyActiveElement(mask, esize) then
    base = Z[n, VL];
    offset = X[m, 64];

for e = 0 to elements-1
    if ActivePredicateElement(mask, e, esize) then
        constant bits(64) baddr = ZeroExtend(Elem[base, e, esize], 64);
        constant bits(64) addr = AddressAdd(baddr, offset, accdesc);
        data = Mem[addr, mbytes, accdesc];
        Elem[result, e, esize] = Extend(data, esize, unsigned);
    else
        Elem[result, e, esize] = Zeros(esize);

Z[t, VL] = result;

```

Operational information

If PSTATE.DIT is 1, the timing of this instruction is insensitive to the value of the data being loaded or stored when its governing predicate register contains the same value for each execution.

Internal version only: aarchmrs v2025-03_rel, pseudocode v2025-03_rel ; Build timestamp: 2025-03-21T17:41

Copyright © 2010-2025 Arm Limited or its affiliates. All rights reserved. This document is Non-Confidential.

LDNT1D (scalar plus immediate, consecutive registers)

Contiguous load non-temporal of doublewords to multiple consecutive vectors (immediate index)

This instruction performs a contiguous non-temporal load of doublewords to elements of two or four consecutive vector registers from the memory address generated by a 64-bit scalar base and immediate index which is multiplied by the vector's in-memory size, irrespective of predication, and added to the base address.

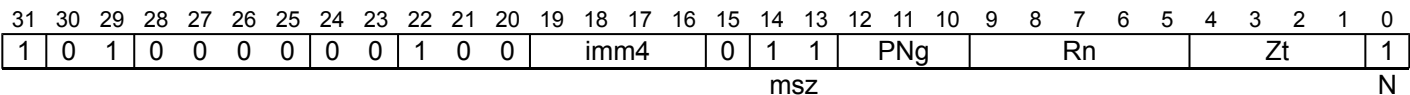
Inactive elements will not cause a read from Device memory or signal a fault, and are set to zero in the destination vector.

A non-temporal load is a hint to the system that this data is unlikely to be referenced again soon.

It has encodings from 2 classes: [Two registers](#) and [Four registers](#)

Two registers

(FEAT_SME2 || FEAT_SVE2p1)



Encoding

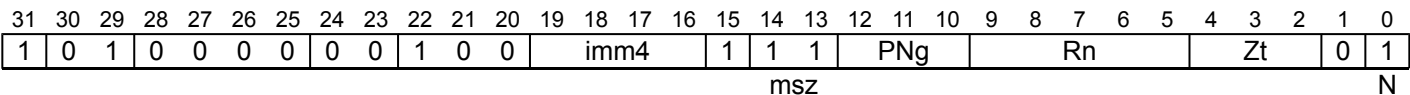
LDNT1D { <Zt1>.D-<Zt2>.D }, <PNg>/Z, [<Xn|SP>{, #<imm>, MUL VL}]

Decode for this encoding

```
if !IsFeatureImplemented(FEAT_SME2) && !IsFeatureImplemented(FEAT_SVE2p1) then
    EndOfDecode(Decode_UNDEF);
constant integer n = UInt(Rn);
constant integer g = UInt('1':PNg);
constant integer nreg = 2;
constant integer t = UInt(Zt:'0');
constant integer esize = 64;
constant integer offset = SInt(imm4);
```

Four registers

(FEAT_SME2 || FEAT_SVE2p1)



Encoding

LDNT1D { <Zt1>.D-<Zt4>.D }, <PNg>/Z, [<Xn|SP>{, #<imm>, MUL VL}]

Decode for this encoding

```
if !IsFeatureImplemented(FEAT_SME2) && !IsFeatureImplemented(FEAT_SVE2p1) then
    EndOfDecode(Decode_UNDEF);
constant integer n = UInt(Rn);
constant integer g = UInt('1':PNg);
constant integer nreg = 4;
constant integer t = UInt(Zt:'00');
constant integer esize = 64;
constant integer offset = SInt(imm4);
```

Assembler Symbols

- <Zt1> For the "Two registers" variant: is the name of the first scalable vector register to be transferred, encoded as "Zt" times 2.
- For the "Four registers" variant: is the name of the first scalable vector register to be transferred, encoded as "Zt" times 4.

<Zt2>	Is the name of the second scalable vector register to be transferred, encoded as "Zt" times 2 plus 1.
<PNg>	Is the name of the governing scalable predicate register PN8-PN15, with predicate-as-counter encoding, encoded in the "PNg" field.
<Xn SP>	Is the 64-bit name of the general-purpose base register or stack pointer, encoded in the "Rn" field.
<imm>	For the "Two registers" variant: is the optional signed immediate vector offset, a multiple of 2 in the range -16 to 14, defaulting to 0, encoded in the "imm4" field. For the "Four registers" variant: is the optional signed immediate vector offset, a multiple of 4 in the range -32 to 28, defaulting to 0, encoded in the "imm4" field.
<Zt4>	Is the name of the fourth scalable vector register to be transferred, encoded as "Zt" times 4 plus 3.

Operation

```

if IsFeatureImplemented(FEAT_SVE2p1) then CheckSVEEnabled\(\); else CheckStreamingSVEEnabled\(\);
constant integer VL = CurrentVL;
constant integer PL = VL DIV 8;
constant integer elements = VL DIV esize;
constant integer mbytes = esize DIV 8;
bits(64) base;
bits(64) addr;
constant bits(PL) pred = P[g, PL];
constant bits(PL * nreg) mask = CounterToPredicate(pred<15:0>, PL * nreg);
array [0..3] of bits(VL) values;
constant boolean contiguous = TRUE;
constant boolean nontemporal = TRUE;
constant integer transfer = t;
constant boolean tagchecked = n != 31;
constant AccessDescriptor accdesc = CreateAccDescSVE(MemOp_LOAD, nontemporal, contiguous,
                                                    tagchecked);

if !AnyActiveElement(mask, esize) then
    if n == 31 && ConstrainUnpredictableBool(Unpredictable\_CHECKSPNONEACTIVE) then
        CheckSPAlignment();
    else
        if n == 31 then CheckSPAlignment();

base = if n == 31 then SP[64] else X[n, 64];
addr = AddressAdd(base, offset * nreg * elements * mbytes, accdesc);

for r = 0 to nreg-1
    for e = 0 to elements-1
        if ActivePredicateElement(mask, r * elements + e, esize) then
            Elem[values[r], e, esize] = Mem[addr, mbytes, accdesc];
        else
            Elem[values[r], e, esize] = Zeros(esize);
        addr = AddressIncrement(addr, mbytes, accdesc);

for r = 0 to nreg-1
    Z[transfer+r, VL] = values[r];

```

Operational information

If PSTATE.DIT is 1, the timing of this instruction is insensitive to the value of the data being loaded or stored when its governing predicate register contains the same value for each execution.

Internal version only: aarchmrs v2025-03_rel, pseudocode v2025-03_rel; Build timestamp: 2025-03-21T17:41

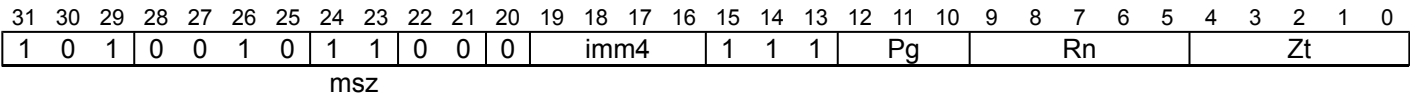
Copyright © 2010-2025 Arm Limited or its affiliates. All rights reserved. This document is Non-Confidential.

LDNT1D (scalar plus immediate, single register)

Contiguous load non-temporal doublewords to vector (immediate index)

Contiguous load non-temporal of doublewords to elements of a vector register from the memory address generated by a 64-bit scalar base and immediate index in the range -8 to 7 which is multiplied by the vector's in-memory size, irrespective of predication, and added to the base address. Inactive elements will not cause a read from Device memory or signal a fault, and are set to zero in the destination vector. A non-temporal load is a hint to the system that this data is unlikely to be referenced again soon.

SVE (FEAT_SVE || FEAT_SME)



Encoding

LDNT1D { <Zt>.D }, <Pg>/Z, [<Xn|SP>{, #<imm>, MUL VL}]

Decode for this encoding

```
if !IsFeatureImplemented(FEAT_SVE) && !IsFeatureImplemented(FEAT_SME) then
    EndOfDecode(Decode_UNDEF);
constant integer t = UInt(Zt);
constant integer n = UInt(Rn);
constant integer g = UInt(Pg);
constant integer esize = 64;
constant integer offset = SInt(imm4);
```

Assembler Symbols

- <Zt> Is the name of the scalable vector register to be transferred, encoded in the "Zt" field.
- <Pg> Is the name of the governing scalable predicate register P0-P7, encoded in the "Pg" field.
- <Xn|SP> Is the 64-bit name of the general-purpose base register or stack pointer, encoded in the "Rn" field.
- <imm> Is the optional signed immediate vector offset, in the range -8 to 7, defaulting to 0, encoded in the "imm4" field.

Operation

```
CheckSVEEnabled();
constant integer VL = CurrentVL;
constant integer PL = VL DIV 8;
constant integer elements = VL DIV esize;
bits(64) base;
constant bits(PL) mask = P[g, PL];
bits(64) addr;
bits(VL) result;
constant integer mbytes = esize DIV 8;
constant boolean contiguous = TRUE;
constant boolean nontemporal = TRUE;
constant boolean tagchecked = n != 31;
constant AccessDescriptor accdesc = CreateAccDescSVE(MemOp\_LOAD, nontemporal, contiguous,
                                                    tagchecked);

if !AnyActiveElement(mask, esize) then
    if n == 31 && ConstrainUnpredictableBool(Unpredictable\_CHECKSPNONEACTIVE) then
        CheckSPAlignment();
    else
        if n == 31 then CheckSPAlignment();

base = if n == 31 then SP[64] else X[n, 64];
addr = AddressAdd(base, offset * elements * mbytes, accdesc);

for e = 0 to elements-1
    if ActivePredicateElement(mask, e, esize) then
        Elem[result, e, esize] = Mem[addr, mbytes, accdesc];
    else
        Elem[result, e, esize] = Zeros(esize);
        addr = AddressIncrement(addr, mbytes, accdesc);

Z[t, VL] = result;
```

Operational information

If PSTATE.DIT is 1, the timing of this instruction is insensitive to the value of the data being loaded or stored when its governing predicate register contains the same value for each execution.

Internal version only: aarchmrs v2025-03_rel, pseudocode v2025-03_rel ; Build timestamp: 2025-03-21T17:41

Copyright © 2010-2025 Arm Limited or its affiliates. All rights reserved. This document is Non-Confidential.

LDNT1D (scalar plus scalar, consecutive registers)

Contiguous load non-temporal of doublewords to multiple consecutive vectors (scalar index)

This instruction performs a contiguous non-temporal load of doublewords to elements of two or four consecutive vector registers from the memory address generated by a 64-bit scalar base and scalar index which is added to the base address. After each element access the index value is incremented, but the index register is not updated.

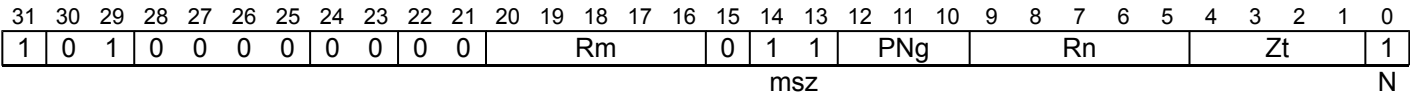
Inactive elements will not cause a read from Device memory or signal a fault, and are set to zero in the destination vector.

A non-temporal load is a hint to the system that this data is unlikely to be referenced again soon.

It has encodings from 2 classes: [Two registers](#) and [Four registers](#)

Two registers

(FEAT_SME2 || FEAT_SVE2p1)



Encoding

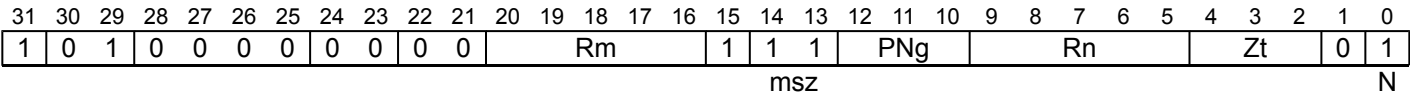
LDNT1D { <Zt1>.D-<Zt2>.D }, <PNg>/Z, [<Xn|SP>, <Xm>, LSL #3]

Decode for this encoding

```
if !IsFeatureImplemented(FEAT_SME2) && !IsFeatureImplemented(FEAT_SVE2p1) then
    EndOfDecode(Decode_UNDEF);
constant integer n = UInt(Rn);
constant integer m = UInt(Rm);
constant integer g = UInt('1':PNg);
constant integer nreg = 2;
constant integer t = UInt(Zt:'0');
constant integer esize = 64;
```

Four registers

(FEAT_SME2 || FEAT_SVE2p1)



Encoding

LDNT1D { <Zt1>.D-<Zt4>.D }, <PNg>/Z, [<Xn|SP>, <Xm>, LSL #3]

Decode for this encoding

```
if !IsFeatureImplemented(FEAT_SME2) && !IsFeatureImplemented(FEAT_SVE2p1) then
    EndOfDecode(Decode_UNDEF);
constant integer n = UInt(Rn);
constant integer m = UInt(Rm);
constant integer g = UInt('1':PNg);
constant integer nreg = 4;
constant integer t = UInt(Zt:'00');
constant integer esize = 64;
```

Assembler Symbols

- <Zt1> For the "Two registers" variant: is the name of the first scalable vector register to be transferred, encoded as "Zt" times 2.
- For the "Four registers" variant: is the name of the first scalable vector register to be transferred, encoded as "Zt" times 4.

<Zt2>	Is the name of the second scalable vector register to be transferred, encoded as "Zt" times 2 plus 1.
<PNg>	Is the name of the governing scalable predicate register PN8-PN15, with predicate-as-counter encoding, encoded in the "PNg" field.
<Xn SP>	Is the 64-bit name of the general-purpose base register or stack pointer, encoded in the "Rn" field.
<Xm>	Is the 64-bit name of the general-purpose offset register, encoded in the "Rm" field.
<Zt4>	Is the name of the fourth scalable vector register to be transferred, encoded as "Zt" times 4 plus 3.

Operation

```

if IsFeatureImplemented(FEAT_SVE2p1) then CheckSVEEnabled\(\); else CheckStreamingSVEEnabled\(\);
constant integer VL = CurrentVL;
constant integer PL = VL DIV 8;
constant integer elements = VL DIV esize;
constant integer mbytes = esize DIV 8;
bits(64) offset;
bits(64) base;
bits(64) addr;
constant bits(PL) pred = P[g, PL];
constant bits(PL * nreg) mask = CounterToPredicate(pred<15:0>, PL * nreg);
array [0..3] of bits(VL) values;
constant boolean contiguous = TRUE;
constant boolean nontemporal = TRUE;
constant integer transfer = t;
constant boolean tagchecked = TRUE;
constant AccessDescriptor accdesc = CreateAccDescSVE(MemOp\_LOAD, nontemporal, contiguous,
tagchecked);

if !AnyActiveElement(mask, esize) then
    if n == 31 && ConstrainUnpredictableBool(Unpredictable\_CHECKSPNONEACTIVE) then
        CheckSPAlignment();
    else
        if n == 31 then CheckSPAlignment();

base = if n == 31 then SP[64] else X[n, 64];
offset = X[m, 64];
addr = AddressAdd(base, UInt(offset) * mbytes, accdesc);

for r = 0 to nreg-1
    for e = 0 to elements-1
        if ActivePredicateElement(mask, r * elements + e, esize) then
            Elem[values[r], e, esize] = Mem[addr, mbytes, accdesc];
        else
            Elem[values[r], e, esize] = Zeros(esize);
        addr = AddressIncrement(addr, mbytes, accdesc);

for r = 0 to nreg-1
    Z[transfer+r, VL] = values[r];

```

Operational information

If PSTATE.DIT is 1, the timing of this instruction is insensitive to the value of the data being loaded or stored when its governing predicate register contains the same value for each execution.

Internal version only: aarchmrs v2025-03_rel, pseudocode v2025-03_rel ; Build timestamp: 2025-03-21T17:41

Copyright © 2010-2025 Arm Limited or its affiliates. All rights reserved. This document is Non-Confidential.

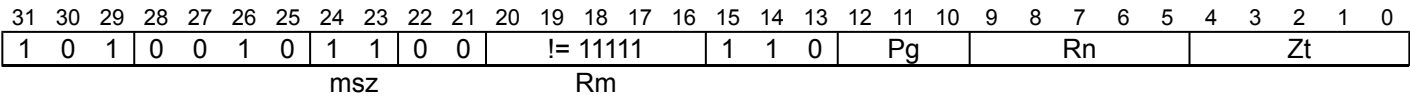
LDNT1D (scalar plus scalar, single register)

Contiguous load non-temporal doublewords to vector (scalar index)

Contiguous load non-temporal of doublewords to elements of a vector register from the memory address generated by a 64-bit scalar base and scalar index which is multiplied by 8 and added to the base address. After each element access the index value is incremented, but the index register is not updated. Inactive elements will not cause a read from Device memory or signal a fault, and are set to zero in the destination vector.

A non-temporal load is a hint to the system that this data is unlikely to be referenced again soon.

SVE (FEAT_SVE || FEAT_SME)



Encoding

LDNT1D { <Zt>.D }, <Pg>/Z, [<Xn|SP>, <Xm>, LSL #3]

Decode for this encoding

```
if !IsFeatureImplemented(FEAT_SVE) && !IsFeatureImplemented(FEAT_SME) then
    EndOfDecode(Decode_UNDEF);
if Rm == '11111' then EndOfDecode(Decode_UNDEF);
constant integer t = UInt(Zt);
constant integer n = UInt(Rn);
constant integer m = UInt(Rm);
constant integer g = UInt(Pg);
constant integer esize = 64;
```

Assembler Symbols

- <Zt> Is the name of the scalable vector register to be transferred, encoded in the "Zt" field.
- <Pg> Is the name of the governing scalable predicate register P0-P7, encoded in the "Pg" field.
- <Xn|SP> Is the 64-bit name of the general-purpose base register or stack pointer, encoded in the "Rn" field.
- <Xm> Is the 64-bit name of the general-purpose offset register, encoded in the "Rm" field.

Operation

```
CheckSVEEnabled();
constant integer VL = CurrentVL;
constant integer PL = VL DIV 8;
constant integer elements = VL DIV esize;
bits(64) base;
bits(64) offset;
constant bits(PL) mask = P[g, PL];
bits(64) addr;
bits(VL) result;
constant integer mbytes = esize DIV 8;
constant boolean contiguous = TRUE;
constant boolean nontemporal = TRUE;
constant boolean tagchecked = TRUE;
constant AccessDescriptor accdesc = CreateAccDescSVE(MemOp\_LOAD, nontemporal, contiguous,
                                                    tagchecked);

if !AnyActiveElement(mask, esize) then
    if n == 31 && ConstrainUnpredictableBool(Unpredictable\_CHECKSPNONEACTIVE) then
        CheckSPAlignment();
    else
        if n == 31 then CheckSPAlignment();

base = if n == 31 then SP[64] else X[n, 64];
offset = X[m, 64];
addr = AddressAdd(base, UInt(offset) * mbytes, accdesc);

for e = 0 to elements-1
    if ActivePredicateElement(mask, e, esize) then
        Elem[result, e, esize] = Mem[addr, mbytes, accdesc];
    else
        Elem[result, e, esize] = Zeros(esize);
        addr = AddressIncrement(addr, mbytes, accdesc);

Z[t, VL] = result;
```

Operational information

If PSTATE.DIT is 1, the timing of this instruction is insensitive to the value of the data being loaded or stored when its governing predicate register contains the same value for each execution.

Internal version only: aarchmrs v2025-03_rel, pseudocode v2025-03_rel ; Build timestamp: 2025-03-21T17:41

Copyright © 2010-2025 Arm Limited or its affiliates. All rights reserved. This document is Non-Confidential.

LDNT1D (vector plus scalar)

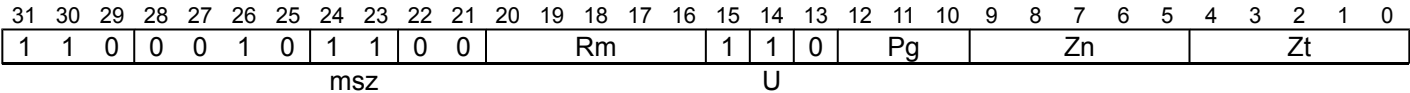
Gather load non-temporal unsigned doublewords

Gather load non-temporal of doublewords to active elements of a vector register from memory addresses generated by a vector base plus a 64-bit unscaled scalar register offset. Inactive elements will not cause a read from Device memory or signal faults, and are set to zero in the destination vector.

A non-temporal load is a hint to the system that this data is unlikely to be referenced again soon.

This instruction is illegal when executed in Streaming SVE mode, unless FEAT_SME_FA64 is implemented and enabled.

SVE2
(FEAT_SVE2)



Encoding

LDNT1D { <Zt>.D }, <Pg>/Z, [<Zn>.D{, <Xm>}]

Decode for this encoding

```
if !IsFeatureImplemented(FEAT_SVE2) then EndOfDecode(Decode_UNDEF);
constant integer t = UInt(Zt);
constant integer n = UInt(Zn);
constant integer m = UInt(Rm);
constant integer g = UInt(Pg);
constant integer esize = 64;
constant integer msize = 64;
constant boolean unsigned = TRUE;
```

Assembler Symbols

- <Zt> Is the name of the scalable vector register to be transferred, encoded in the "Zt" field.
- <Pg> Is the name of the governing scalable predicate register P0-P7, encoded in the "Pg" field.
- <Zn> Is the name of the base scalable vector register, encoded in the "Zn" field.
- <Xm> Is the optional 64-bit name of the general-purpose offset register, defaulting to XZR, encoded in the "Rm" field.

Operation

```
CheckNonStreamingSVEEnabled();
constant integer VL = CurrentVL;
constant integer PL = VL DIV 8;
constant integer elements = VL DIV esize;
constant bits(PL) mask = P[g, PL];
bits(VL) base;
bits(64) offset;
bits(VL) result;
bits(msize) data;
constant integer mbytes = msize DIV 8;
constant boolean contiguous = FALSE;
constant boolean nontemporal = TRUE;
constant boolean tagchecked = TRUE;
constant AccessDescriptor accdesc = CreateAccDescSVE(MemOp\_LOAD, nontemporal, contiguous,
                                                    tagchecked);

if AnyActiveElement(mask, esize) then
    base = Z[n, VL];
    offset = X[m, 64];

for e = 0 to elements-1
    if ActivePredicateElement(mask, e, esize) then
        constant bits(64) baddr = ZeroExtend(Elem[base, e, esize], 64);
        constant bits(64) addr = AddressAdd(baddr, offset, accdesc);
        data = Mem[addr, mbytes, accdesc];
        Elem[result, e, esize] = Extend(data, esize, unsigned);
    else
        Elem[result, e, esize] = Zeros(esize);

Z[t, VL] = result;
```

Operational information

If PSTATE.DIT is 1, the timing of this instruction is insensitive to the value of the data being loaded or stored when its governing predicate register contains the same value for each execution.

Internal version only: aarchmrs v2025-03_rel, pseudocode v2025-03_rel ; Build timestamp: 2025-03-21T17:41

Copyright © 2010-2025 Arm Limited or its affiliates. All rights reserved. This document is Non-Confidential.

LDNT1H (scalar plus immediate, consecutive registers)

Contiguous load non-temporal of halfwords to multiple consecutive vectors (immediate index)

This instruction performs a contiguous non-temporal load of halfwords to elements of two or four consecutive vector registers from the memory address generated by a 64-bit scalar base and immediate index which is multiplied by the vector's in-memory size, irrespective of predication, and added to the base address.

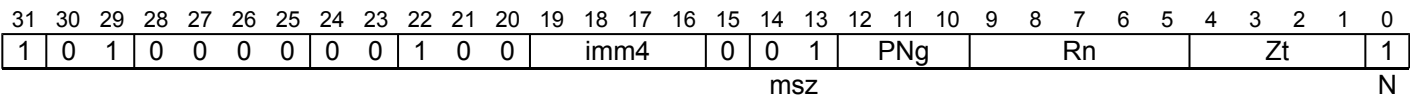
Inactive elements will not cause a read from Device memory or signal a fault, and are set to zero in the destination vector.

A non-temporal load is a hint to the system that this data is unlikely to be referenced again soon.

It has encodings from 2 classes: [Two registers](#) and [Four registers](#)

Two registers

(FEAT_SME2 || FEAT_SVE2p1)



Encoding

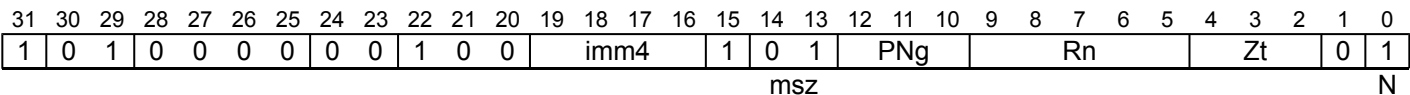
LDNT1H { <Zt1>.H-<Zt2>.H }, <PNg>/Z, [<Xn|SP>{, #<imm>, MUL VL}]

Decode for this encoding

```
if !IsFeatureImplemented(FEAT_SME2) && !IsFeatureImplemented(FEAT_SVE2p1) then
    EndOfDecode(Decode_UNDEF);
constant integer n = UInt(Rn);
constant integer g = UInt('1':PNg);
constant integer nreg = 2;
constant integer t = UInt(Zt:'0');
constant integer esize = 16;
constant integer offset = SInt(imm4);
```

Four registers

(FEAT_SME2 || FEAT_SVE2p1)



Encoding

LDNT1H { <Zt1>.H-<Zt4>.H }, <PNg>/Z, [<Xn|SP>{, #<imm>, MUL VL}]

Decode for this encoding

```
if !IsFeatureImplemented(FEAT_SME2) && !IsFeatureImplemented(FEAT_SVE2p1) then
    EndOfDecode(Decode_UNDEF);
constant integer n = UInt(Rn);
constant integer g = UInt('1':PNg);
constant integer nreg = 4;
constant integer t = UInt(Zt:'00');
constant integer esize = 16;
constant integer offset = SInt(imm4);
```

Assembler Symbols

- <Zt1> For the "Two registers" variant: is the name of the first scalable vector register to be transferred, encoded as "Zt" times 2.
- For the "Four registers" variant: is the name of the first scalable vector register to be transferred, encoded as "Zt" times 4.

<Zt2>	Is the name of the second scalable vector register to be transferred, encoded as "Zt" times 2 plus 1.
<PNg>	Is the name of the governing scalable predicate register PN8-PN15, with predicate-as-counter encoding, encoded in the "PNg" field.
<Xn SP>	Is the 64-bit name of the general-purpose base register or stack pointer, encoded in the "Rn" field.
<imm>	For the "Two registers" variant: is the optional signed immediate vector offset, a multiple of 2 in the range -16 to 14, defaulting to 0, encoded in the "imm4" field. For the "Four registers" variant: is the optional signed immediate vector offset, a multiple of 4 in the range -32 to 28, defaulting to 0, encoded in the "imm4" field.
<Zt4>	Is the name of the fourth scalable vector register to be transferred, encoded as "Zt" times 4 plus 3.

Operation

```

if IsFeatureImplemented(FEAT_SVE2p1) then CheckSVEEnabled\(\); else CheckStreamingSVEEnabled\(\);
constant integer VL = CurrentVL;
constant integer PL = VL DIV 8;
constant integer elements = VL DIV esize;
constant integer mbytes = esize DIV 8;
bits(64) base;
bits(64) addr;
constant bits(PL) pred = P[g, PL];
constant bits(PL * nreg) mask = CounterToPredicate(pred<15:0>, PL * nreg);
array [0..3] of bits(VL) values;
constant boolean contiguous = TRUE;
constant boolean nontemporal = TRUE;
constant integer transfer = t;
constant boolean tagchecked = n != 31;
constant AccessDescriptor accdesc = CreateAccDescSVE(MemOp_LOAD, nontemporal, contiguous,
                                                    tagchecked);

if !AnyActiveElement(mask, esize) then
    if n == 31 && ConstrainUnpredictableBool(Unpredictable\_CHECKSPNONEACTIVE) then
        CheckSPAlignment();
    else
        if n == 31 then CheckSPAlignment();

base = if n == 31 then SP[64] else X[n, 64];
addr = AddressAdd(base, offset * nreg * elements * mbytes, accdesc);

for r = 0 to nreg-1
    for e = 0 to elements-1
        if ActivePredicateElement(mask, r * elements + e, esize) then
            Elem[values[r], e, esize] = Mem[addr, mbytes, accdesc];
        else
            Elem[values[r], e, esize] = Zeros(esize);
        addr = AddressIncrement(addr, mbytes, accdesc);

for r = 0 to nreg-1
    Z[transfer+r, VL] = values[r];

```

Operational information

If PSTATE.DIT is 1, the timing of this instruction is insensitive to the value of the data being loaded or stored when its governing predicate register contains the same value for each execution.

Internal version only: aarchmrs v2025-03_rel, pseudocode v2025-03_rel; Build timestamp: 2025-03-21T17:41

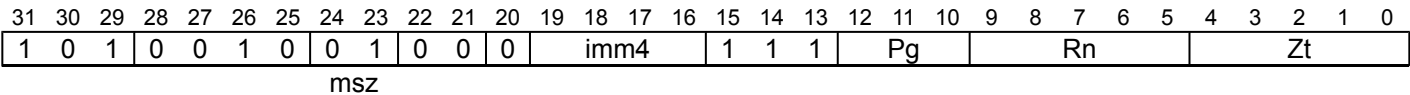
Copyright © 2010-2025 Arm Limited or its affiliates. All rights reserved. This document is Non-Confidential.

LDNT1H (scalar plus immediate, single register)

Contiguous load non-temporal halfwords to vector (immediate index)

Contiguous load non-temporal of halfwords to elements of a vector register from the memory address generated by a 64-bit scalar base and immediate index in the range -8 to 7 which is multiplied by the vector's in-memory size, irrespective of predication, and added to the base address. Inactive elements will not cause a read from Device memory or signal a fault, and are set to zero in the destination vector. A non-temporal load is a hint to the system that this data is unlikely to be referenced again soon.

SVE (FEAT_SVE || FEAT_SME)



Encoding

LDNT1H { <Zt>.H }, <Pg>/Z, [<Xn|SP>{, #<imm>, MUL VL}]

Decode for this encoding

```
if !IsFeatureImplemented(FEAT_SVE) && !IsFeatureImplemented(FEAT_SME) then
    EndOfDecode(Decode_UNDEF);
constant integer t = UInt(Zt);
constant integer n = UInt(Rn);
constant integer g = UInt(Pg);
constant integer esize = 16;
constant integer offset = SInt(imm4);
```

Assembler Symbols

- <Zt> Is the name of the scalable vector register to be transferred, encoded in the "Zt" field.
- <Pg> Is the name of the governing scalable predicate register P0-P7, encoded in the "Pg" field.
- <Xn|SP> Is the 64-bit name of the general-purpose base register or stack pointer, encoded in the "Rn" field.
- <imm> Is the optional signed immediate vector offset, in the range -8 to 7, defaulting to 0, encoded in the "imm4" field.

Operation

```
CheckSVEEnabled();
constant integer VL = CurrentVL;
constant integer PL = VL DIV 8;
constant integer elements = VL DIV esize;
bits(64) base;
constant bits(PL) mask = P[g, PL];
bits(64) addr;
bits(VL) result;
constant integer mbytes = esize DIV 8;
constant boolean contiguous = TRUE;
constant boolean nontemporal = TRUE;
constant boolean tagchecked = n != 31;
constant AccessDescriptor accdesc = CreateAccDescSVE(MemOp\_LOAD, nontemporal, contiguous,
                                                    tagchecked);

if !AnyActiveElement(mask, esize) then
    if n == 31 && ConstrainUnpredictableBool(Unpredictable\_CHECKSPNONEACTIVE) then
        CheckSPAlignment();
    else
        if n == 31 then CheckSPAlignment();

base = if n == 31 then SP[64] else X[n, 64];
addr = AddressAdd(base, offset * elements * mbytes, accdesc);

for e = 0 to elements-1
    if ActivePredicateElement(mask, e, esize) then
        Elem[result, e, esize] = Mem[addr, mbytes, accdesc];
    else
        Elem[result, e, esize] = Zeros(esize);
        addr = AddressIncrement(addr, mbytes, accdesc);

Z[t, VL] = result;
```

Operational information

If PSTATE.DIT is 1, the timing of this instruction is insensitive to the value of the data being loaded or stored when its governing predicate register contains the same value for each execution.

Internal version only: aarchmrs v2025-03_rel, pseudocode v2025-03_rel ; Build timestamp: 2025-03-21T17:41

Copyright © 2010-2025 Arm Limited or its affiliates. All rights reserved. This document is Non-Confidential.

LDNT1H (scalar plus scalar, consecutive registers)

Contiguous load non-temporal of halfwords to multiple consecutive vectors (scalar index)

This instruction performs a contiguous non-temporal load of halfwords to elements of two or four consecutive vector registers from the memory address generated by a 64-bit scalar base and scalar index which is added to the base address. After each element access the index value is incremented, but the index register is not updated.

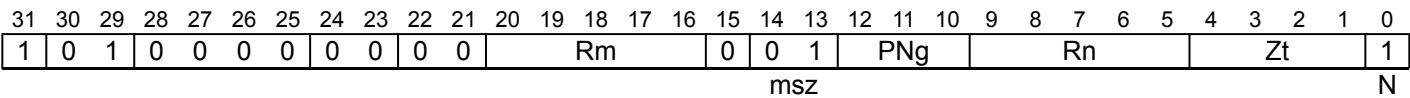
Inactive elements will not cause a read from Device memory or signal a fault, and are set to zero in the destination vector.

A non-temporal load is a hint to the system that this data is unlikely to be referenced again soon.

It has encodings from 2 classes: [Two registers](#) and [Four registers](#)

Two registers

(FEAT_SME2 || FEAT_SVE2p1)



Encoding

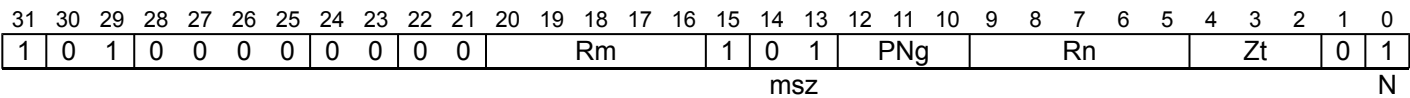
LDNT1H { <Zt1>.H-<Zt2>.H }, <PNg>/Z, [<Xn|SP>, <Xm>, LSL #1]

Decode for this encoding

```
if !IsFeatureImplemented(FEAT_SME2) && !IsFeatureImplemented(FEAT_SVE2p1) then
    EndOfDecode(Decode_UNDEF);
constant integer n = UInt(Rn);
constant integer m = UInt(Rm);
constant integer g = UInt('1':PNg);
constant integer nreg = 2;
constant integer t = UInt(Zt:'0');
constant integer esize = 16;
```

Four registers

(FEAT_SME2 || FEAT_SVE2p1)



Encoding

LDNT1H { <Zt1>.H-<Zt4>.H }, <PNg>/Z, [<Xn|SP>, <Xm>, LSL #1]

Decode for this encoding

```
if !IsFeatureImplemented(FEAT_SME2) && !IsFeatureImplemented(FEAT_SVE2p1) then
    EndOfDecode(Decode_UNDEF);
constant integer n = UInt(Rn);
constant integer m = UInt(Rm);
constant integer g = UInt('1':PNg);
constant integer nreg = 4;
constant integer t = UInt(Zt:'00');
constant integer esize = 16;
```

Assembler Symbols

- <Zt1> For the "Two registers" variant: is the name of the first scalable vector register to be transferred, encoded as "Zt" times 2.
- For the "Four registers" variant: is the name of the first scalable vector register to be transferred, encoded as "Zt" times 4.

<Zt2>	Is the name of the second scalable vector register to be transferred, encoded as "Zt" times 2 plus 1.
<PNg>	Is the name of the governing scalable predicate register PN8-PN15, with predicate-as-counter encoding, encoded in the "PNg" field.
<Xn SP>	Is the 64-bit name of the general-purpose base register or stack pointer, encoded in the "Rn" field.
<Xm>	Is the 64-bit name of the general-purpose offset register, encoded in the "Rm" field.
<Zt4>	Is the name of the fourth scalable vector register to be transferred, encoded as "Zt" times 4 plus 3.

Operation

```

if IsFeatureImplemented(FEAT_SVE2p1) then CheckSVEEnabled\(\); else CheckStreamingSVEEnabled\(\);
constant integer VL = CurrentVL;
constant integer PL = VL DIV 8;
constant integer elements = VL DIV esize;
constant integer mbytes = esize DIV 8;
bits(64) offset;
bits(64) base;
bits(64) addr;
constant bits(PL) pred = P[g, PL];
constant bits(PL * nreg) mask = CounterToPredicate(pred<15:0>, PL * nreg);
array [0..3] of bits(VL) values;
constant boolean contiguous = TRUE;
constant boolean nontemporal = TRUE;
constant integer transfer = t;
constant boolean tagchecked = TRUE;
constant AccessDescriptor accdesc = CreateAccDescSVE(MemOp\_LOAD, nontemporal, contiguous,
                                                    tagchecked);

if !AnyActiveElement(mask, esize) then
    if n == 31 && ConstrainUnpredictableBool(Unpredictable\_CHECKSPNONEACTIVE) then
        CheckSPAlignment();
    else
        if n == 31 then CheckSPAlignment();

base = if n == 31 then SP[64] else X[n, 64];
offset = X[m, 64];
addr = AddressAdd(base, UInt(offset) * mbytes, accdesc);

for r = 0 to nreg-1
    for e = 0 to elements-1
        if ActivePredicateElement(mask, r * elements + e, esize) then
            Elem[values[r], e, esize] = Mem[addr, mbytes, accdesc];
        else
            Elem[values[r], e, esize] = Zeros(esize);
        addr = AddressIncrement(addr, mbytes, accdesc);

for r = 0 to nreg-1
    Z[transfer+r, VL] = values[r];

```

Operational information

If PSTATE.DIT is 1, the timing of this instruction is insensitive to the value of the data being loaded or stored when its governing predicate register contains the same value for each execution.

Internal version only: aarchmrs v2025-03_rel, pseudocode v2025-03_rel ; Build timestamp: 2025-03-21T17:41

Copyright © 2010-2025 Arm Limited or its affiliates. All rights reserved. This document is Non-Confidential.

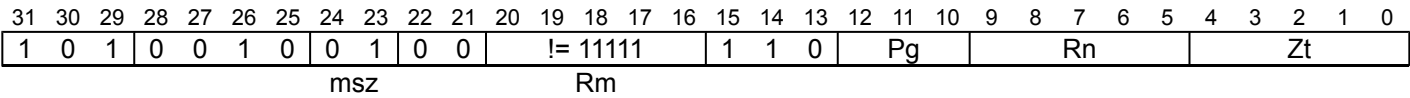
LDNT1H (scalar plus scalar, single register)

Contiguous load non-temporal halfwords to vector (scalar index)

Contiguous load non-temporal of halfwords to elements of a vector register from the memory address generated by a 64-bit scalar base and scalar index which is multiplied by 2 and added to the base address. After each element access the index value is incremented, but the index register is not updated. Inactive elements will not cause a read from Device memory or signal a fault, and are set to zero in the destination vector.

A non-temporal load is a hint to the system that this data is unlikely to be referenced again soon.

SVE (FEAT_SVE || FEAT_SME)



Encoding

LDNT1H { <Zt>.H }, <Pg>/Z, [<Xn|SP>, <Xm>, LSL #1]

Decode for this encoding

```
if !IsFeatureImplemented(FEAT_SVE) && !IsFeatureImplemented(FEAT_SME) then
    EndOfDecode(Decode_UNDEF);
if Rm == '11111' then EndOfDecode(Decode_UNDEF);
constant integer t = UInt(Zt);
constant integer n = UInt(Rn);
constant integer m = UInt(Rm);
constant integer g = UInt(Pg);
constant integer esize = 16;
```

Assembler Symbols

- <Zt> Is the name of the scalable vector register to be transferred, encoded in the "Zt" field.
- <Pg> Is the name of the governing scalable predicate register P0-P7, encoded in the "Pg" field.
- <Xn|SP> Is the 64-bit name of the general-purpose base register or stack pointer, encoded in the "Rn" field.
- <Xm> Is the 64-bit name of the general-purpose offset register, encoded in the "Rm" field.

Operation

```
CheckSVEEnabled();
constant integer VL = CurrentVL;
constant integer PL = VL DIV 8;
constant integer elements = VL DIV esize;
bits(64) base;
bits(64) offset;
constant bits(PL) mask = P[g, PL];
bits(64) addr;
bits(VL) result;
constant integer mbytes = esize DIV 8;
constant boolean contiguous = TRUE;
constant boolean nontemporal = TRUE;
constant boolean tagchecked = TRUE;
constant AccessDescriptor accdesc = CreateAccDescSVE(MemOp\_LOAD, nontemporal, contiguous,
                                                    tagchecked);

if !AnyActiveElement(mask, esize) then
    if n == 31 && ConstrainUnpredictableBool(Unpredictable\_CHECKSPNONEACTIVE) then
        CheckSPAlignment();
    else
        if n == 31 then CheckSPAlignment();

base = if n == 31 then SP[64] else X[n, 64];
offset = X[m, 64];
addr = AddressAdd(base, UInt(offset) * mbytes, accdesc);

for e = 0 to elements-1
    if ActivePredicateElement(mask, e, esize) then
        Elem[result, e, esize] = Mem[addr, mbytes, accdesc];
    else
        Elem[result, e, esize] = Zeros(esize);
    addr = AddressIncrement(addr, mbytes, accdesc);

Z[t, VL] = result;
```

Operational information

If PSTATE.DIT is 1, the timing of this instruction is insensitive to the value of the data being loaded or stored when its governing predicate register contains the same value for each execution.

Internal version only: aarchmrs v2025-03_rel, pseudocode v2025-03_rel ; Build timestamp: 2025-03-21T17:41

Copyright © 2010-2025 Arm Limited or its affiliates. All rights reserved. This document is Non-Confidential.

LDNT1H (vector plus scalar)

Gather load non-temporal unsigned halfwords

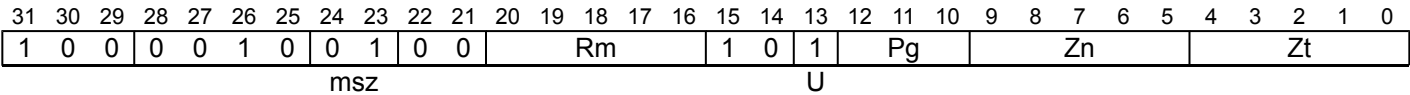
Gather load non-temporal of unsigned halfwords to active elements of a vector register from memory addresses generated by a vector base plus a 64-bit unscaled scalar register offset. Inactive elements will not cause a read from Device memory or signal faults, and are set to zero in the destination vector.

A non-temporal load is a hint to the system that this data is unlikely to be referenced again soon.

This instruction is illegal when executed in Streaming SVE mode, unless FEAT_SME_FA64 is implemented and enabled.

It has encodings from 2 classes: [32-bit unscaled offset](#) and [64-bit unscaled offset](#)

32-bit unscaled offset (FEAT_SVE2)



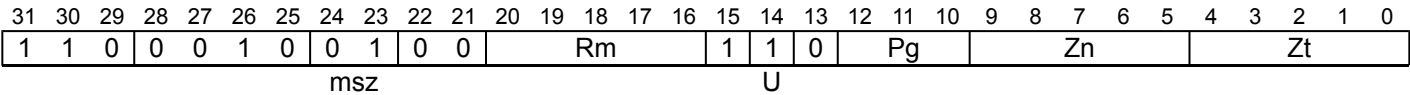
Encoding

LDNT1H { <Zt>.S }, <Pg>/Z, [<Zn>.S{, <Xm>}]

Decode for this encoding

```
if !IsFeatureImplemented(FEAT_SVE2) then EndOfDecode(Decode_UNDEF);
constant integer t = UInt(Zt);
constant integer n = UInt(Zn);
constant integer m = UInt(Rm);
constant integer g = UInt(Pg);
constant integer esize = 32;
constant integer msize = 16;
constant boolean unsigned = TRUE;
```

64-bit unscaled offset (FEAT_SVE2)



Encoding

LDNT1H { <Zt>.D }, <Pg>/Z, [<Zn>.D{, <Xm>}]

Decode for this encoding

```
if !IsFeatureImplemented(FEAT_SVE2) then EndOfDecode(Decode_UNDEF);
constant integer t = UInt(Zt);
constant integer n = UInt(Zn);
constant integer m = UInt(Rm);
constant integer g = UInt(Pg);
constant integer esize = 64;
constant integer msize = 16;
constant boolean unsigned = TRUE;
```

Assembler Symbols

- <Zt> Is the name of the scalable vector register to be transferred, encoded in the "Zt" field.
- <Pg> Is the name of the governing scalable predicate register P0-P7, encoded in the "Pg" field.

<Zn> Is the name of the base scalable vector register, encoded in the "Zn" field.

<Xm> Is the optional 64-bit name of the general-purpose offset register, defaulting to XZR, encoded in the "Rm" field.

Operation

```

CheckNonStreamingSVEEnabled();
constant integer VL = CurrentVL;
constant integer PL = VL DIV 8;
constant integer elements = VL DIV esize;
constant bits(PL) mask = P[g, PL];
bits(VL) base;
bits(64) offset;
bits(VL) result;
bits(msize) data;
constant integer mbytes = msize DIV 8;
constant boolean contiguous = FALSE;
constant boolean nontemporal = TRUE;
constant boolean tagchecked = TRUE;
constant AccessDescriptor accdesc = CreateAccDescSVE(MemOp_LOAD, nontemporal, contiguous,
                                                    tagchecked);

if AnyActiveElement(mask, esize) then
    base = Z[n, VL];
    offset = X[m, 64];

for e = 0 to elements-1
    if ActivePredicateElement(mask, e, esize) then
        constant bits(64) baddr = ZeroExtend(Elem[base, e, esize], 64);
        constant bits(64) addr = AddressAdd(baddr, offset, accdesc);
        data = Mem[addr, mbytes, accdesc];
        Elem[result, e, esize] = Extend(data, esize, unsigned);
    else
        Elem[result, e, esize] = Zeros(esize);

Z[t, VL] = result;

```

Operational information

If PSTATE.DIT is 1, the timing of this instruction is insensitive to the value of the data being loaded or stored when its governing predicate register contains the same value for each execution.

Internal version only: aarchmrs v2025-03_rel, pseudocode v2025-03_rel ; Build timestamp: 2025-03-21T17:41

Copyright © 2010-2025 Arm Limited or its affiliates. All rights reserved. This document is Non-Confidential.

LDNT1SB

Gather load non-temporal signed bytes

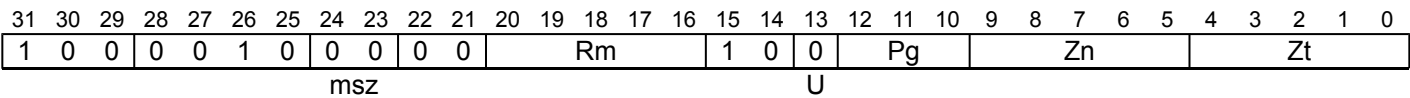
Gather load non-temporal of signed bytes to active elements of a vector register from memory addresses generated by a vector base plus a 64-bit unscaled scalar register offset. Inactive elements will not cause a read from Device memory or signal faults, and are set to zero in the destination vector.

A non-temporal load is a hint to the system that this data is unlikely to be referenced again soon.

This instruction is illegal when executed in Streaming SVE mode, unless FEAT_SME_FA64 is implemented and enabled.

It has encodings from 2 classes: [32-bit unscaled offset](#) and [64-bit unscaled offset](#)

32-bit unscaled offset
(FEAT_SVE2)



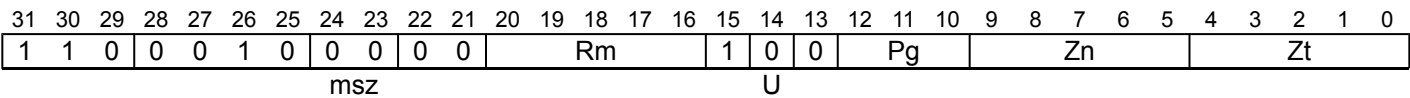
Encoding

```
LDNT1SB { <Zt>.S }, <Pg>/Z, [<Zn>.S{, <Xm>}]
```

Decode for this encoding

```
if !IsFeatureImplemented(FEAT_SVE2) then EndOfDecode(Decode_UNDEF);
constant integer t = UInt(Zt);
constant integer n = UInt(Zn);
constant integer m = UInt(Rm);
constant integer g = UInt(Pg);
constant integer esize = 32;
constant integer msize = 8;
constant boolean unsigned = FALSE;
```

64-bit unscaled offset
(FEAT_SVE2)



Encoding

```
LDNT1SB { <Zt>.D }, <Pg>/Z, [<Zn>.D{, <Xm>}]
```

Decode for this encoding

```
if !IsFeatureImplemented(FEAT_SVE2) then EndOfDecode(Decode_UNDEF);
constant integer t = UInt(Zt);
constant integer n = UInt(Zn);
constant integer m = UInt(Rm);
constant integer g = UInt(Pg);
constant integer esize = 64;
constant integer msize = 8;
constant boolean unsigned = FALSE;
```

Assembler Symbols

- <Zt> Is the name of the scalable vector register to be transferred, encoded in the "Zt" field.
- <Pg> Is the name of the governing scalable predicate register P0-P7, encoded in the "Pg" field.

- <Zn> Is the name of the base scalable vector register, encoded in the "Zn" field.
- <Xm> Is the optional 64-bit name of the general-purpose offset register, defaulting to XZR, encoded in the "Rm" field.

Operation

```

CheckNonStreamingSVEEnabled();
constant integer VL = CurrentVL;
constant integer PL = VL DIV 8;
constant integer elements = VL DIV esize;
constant bits(PL) mask = P[g, PL];
bits(VL) base;
bits(64) offset;
bits(VL) result;
bits(msize) data;
constant integer mbytes = msize DIV 8;
constant boolean contiguous = FALSE;
constant boolean nontemporal = TRUE;
constant boolean tagchecked = TRUE;
constant AccessDescriptor accdesc = CreateAccDescSVE(MemOp_LOAD, nontemporal, contiguous,
                                                    tagchecked);

if AnyActiveElement(mask, esize) then
    base = Z[n, VL];
    offset = X[m, 64];

for e = 0 to elements-1
    if ActivePredicateElement(mask, e, esize) then
        constant bits(64) baddr = ZeroExtend(Elem[base, e, esize], 64);
        constant bits(64) addr = AddressAdd(baddr, offset, accdesc);
        data = Mem[addr, mbytes, accdesc];
        Elem[result, e, esize] = Extend(data, esize, unsigned);
    else
        Elem[result, e, esize] = Zeros(esize);

Z[t, VL] = result;

```

Operational information

If PSTATE.DIT is 1, the timing of this instruction is insensitive to the value of the data being loaded or stored when its governing predicate register contains the same value for each execution.

Internal version only: aarchmrs v2025-03_rel, pseudocode v2025-03_rel ; Build timestamp: 2025-03-21T17:41

Copyright © 2010-2025 Arm Limited or its affiliates. All rights reserved. This document is Non-Confidential.

LDNT1SH

Gather load non-temporal signed halfwords

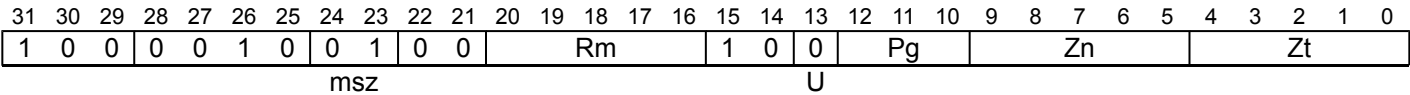
Gather load non-temporal of signed halfwords to active elements of a vector register from memory addresses generated by a vector base plus a 64-bit unscaled scalar register offset. Inactive elements will not cause a read from Device memory or signal faults, and are set to zero in the destination vector.

A non-temporal load is a hint to the system that this data is unlikely to be referenced again soon.

This instruction is illegal when executed in Streaming SVE mode, unless FEAT_SME_FA64 is implemented and enabled.

It has encodings from 2 classes: [32-bit unscaled offset](#) and [64-bit unscaled offset](#)

32-bit unscaled offset
(FEAT_SVE2)



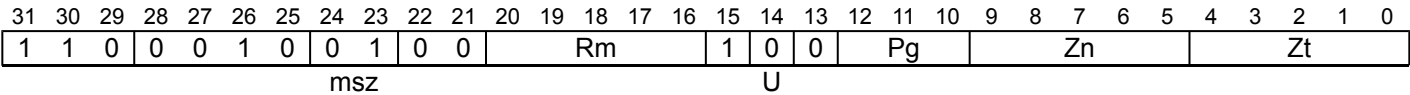
Encoding

```
LDNT1SH { <Zt>.S }, <Pg>/Z, [<Zn>.S{, <Xm>}]
```

Decode for this encoding

```
if !IsFeatureImplemented(FEAT_SVE2) then EndOfDecode(Decode_UNDEF);
constant integer t = UInt(Zt);
constant integer n = UInt(Zn);
constant integer m = UInt(Rm);
constant integer g = UInt(Pg);
constant integer esize = 32;
constant integer msize = 16;
constant boolean unsigned = FALSE;
```

64-bit unscaled offset
(FEAT_SVE2)



Encoding

```
LDNT1SH { <Zt>.D }, <Pg>/Z, [<Zn>.D{, <Xm>}]
```

Decode for this encoding

```
if !IsFeatureImplemented(FEAT_SVE2) then EndOfDecode(Decode_UNDEF);
constant integer t = UInt(Zt);
constant integer n = UInt(Zn);
constant integer m = UInt(Rm);
constant integer g = UInt(Pg);
constant integer esize = 64;
constant integer msize = 16;
constant boolean unsigned = FALSE;
```

Assembler Symbols

- <Zt> Is the name of the scalable vector register to be transferred, encoded in the "Zt" field.
- <Pg> Is the name of the governing scalable predicate register P0-P7, encoded in the "Pg" field.

- <Zn> Is the name of the base scalable vector register, encoded in the "Zn" field.
- <Xm> Is the optional 64-bit name of the general-purpose offset register, defaulting to XZR, encoded in the "Rm" field.

Operation

```

CheckNonStreamingSVEEnabled();
constant integer VL = CurrentVL;
constant integer PL = VL DIV 8;
constant integer elements = VL DIV esize;
constant bits(PL) mask = P[g, PL];
bits(VL) base;
bits(64) offset;
bits(VL) result;
bits(msize) data;
constant integer mbytes = msize DIV 8;
constant boolean contiguous = FALSE;
constant boolean nontemporal = TRUE;
constant boolean tagchecked = TRUE;
constant AccessDescriptor accdesc = CreateAccDescSVE(MemOp_LOAD, nontemporal, contiguous,
                                                    tagchecked);

if AnyActiveElement(mask, esize) then
    base = Z[n, VL];
    offset = X[m, 64];

for e = 0 to elements-1
    if ActivePredicateElement(mask, e, esize) then
        constant bits(64) baddr = ZeroExtend(Elem[base, e, esize], 64);
        constant bits(64) addr = AddressAdd(baddr, offset, accdesc);
        data = Mem[addr, mbytes, accdesc];
        Elem[result, e, esize] = Extend(data, esize, unsigned);
    else
        Elem[result, e, esize] = Zeros(esize);

Z[t, VL] = result;

```

Operational information

If PSTATE.DIT is 1, the timing of this instruction is insensitive to the value of the data being loaded or stored when its governing predicate register contains the same value for each execution.

Internal version only: aarchmrs v2025-03_rel, pseudocode v2025-03_rel ; Build timestamp: 2025-03-21T17:41

Copyright © 2010-2025 Arm Limited or its affiliates. All rights reserved. This document is Non-Confidential.

LDNT1SW

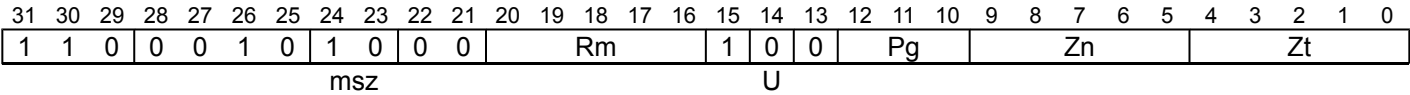
Gather load non-temporal signed words

Gather load non-temporal of signed words to active elements of a vector register from memory addresses generated by a vector base plus a 64-bit unscaled scalar register offset. Inactive elements will not cause a read from Device memory or signal faults, and are set to zero in the destination vector.

A non-temporal load is a hint to the system that this data is unlikely to be referenced again soon.

This instruction is illegal when executed in Streaming SVE mode, unless FEAT_SME_FA64 is implemented and enabled.

SVE2 (FEAT_SVE2)



Encoding

LDNT1SW { <Zt>.D }, <Pg>/Z, [<Zn>.D{, <Xm>}]

Decode for this encoding

```
if !IsFeatureImplemented(FEAT_SVE2) then EndOfDecode(Decode_UNDEF);
constant integer t = UInt(Zt);
constant integer n = UInt(Zn);
constant integer m = UInt(Rm);
constant integer g = UInt(Pg);
constant integer esize = 64;
constant integer msize = 32;
constant boolean unsigned = FALSE;
```

Assembler Symbols

- <Zt> Is the name of the scalable vector register to be transferred, encoded in the "Zt" field.
- <Pg> Is the name of the governing scalable predicate register P0-P7, encoded in the "Pg" field.
- <Zn> Is the name of the base scalable vector register, encoded in the "Zn" field.
- <Xm> Is the optional 64-bit name of the general-purpose offset register, defaulting to XZR, encoded in the "Rm" field.

Operation

```
CheckNonStreamingSVEEnabled();
constant integer VL = CurrentVL;
constant integer PL = VL DIV 8;
constant integer elements = VL DIV esize;
constant bits(PL) mask = P[g, PL];
bits(VL) base;
bits(64) offset;
bits(VL) result;
bits(msize) data;
constant integer mbytes = msize DIV 8;
constant boolean contiguous = FALSE;
constant boolean nontemporal = TRUE;
constant boolean tagchecked = TRUE;
constant AccessDescriptor accdesc = CreateAccDescSVE(MemOp\_LOAD, nontemporal, contiguous,
                                                    tagchecked);

if AnyActiveElement(mask, esize) then
    base = Z[n, VL];
    offset = X[m, 64];

for e = 0 to elements-1
    if ActivePredicateElement(mask, e, esize) then
        constant bits(64) baddr = ZeroExtend(Elem[base, e, esize], 64);
        constant bits(64) addr = AddressAdd(baddr, offset, accdesc);
        data = Mem[addr, mbytes, accdesc];
        Elem[result, e, esize] = Extend(data, esize, unsigned);
    else
        Elem[result, e, esize] = Zeros(esize);

Z[t, VL] = result;
```

Operational information

If PSTATE.DIT is 1, the timing of this instruction is insensitive to the value of the data being loaded or stored when its governing predicate register contains the same value for each execution.

Internal version only: aarchmrs v2025-03_rel, pseudocode v2025-03_rel ; Build timestamp: 2025-03-21T17:41

Copyright © 2010-2025 Arm Limited or its affiliates. All rights reserved. This document is Non-Confidential.

LDNT1W (scalar plus immediate, consecutive registers)

Contiguous load non-temporal of words to multiple consecutive vectors (immediate index)

This instruction performs a contiguous non-temporal load of words to elements of two or four consecutive vector registers from the memory address generated by a 64-bit scalar base and immediate index which is multiplied by the vector's in-memory size, irrespective of predication, and added to the base address.

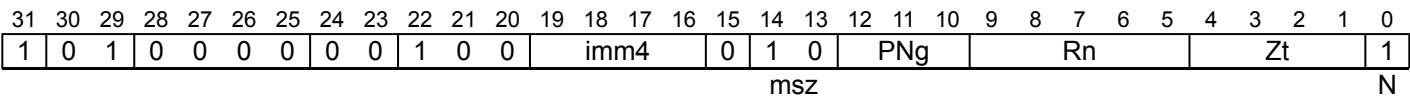
Inactive elements will not cause a read from Device memory or signal a fault, and are set to zero in the destination vector.

A non-temporal load is a hint to the system that this data is unlikely to be referenced again soon.

It has encodings from 2 classes: [Two registers](#) and [Four registers](#)

Two registers

(FEAT_SME2 || FEAT_SVE2p1)



Encoding

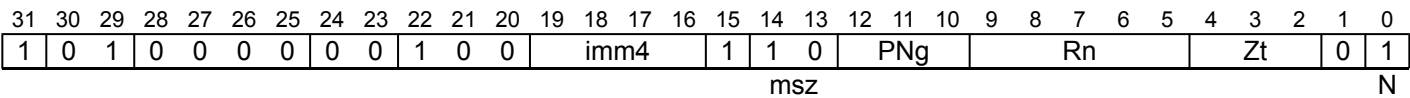
LDNT1W { <Zt1>.S-<Zt2>.S }, <PNg>/Z, [<Xn|SP>{, #<imm>, MUL VL}]

Decode for this encoding

```
if !IsFeatureImplemented(FEAT_SME2) && !IsFeatureImplemented(FEAT_SVE2p1) then
    EndOfDecode(Decode_UNDEF);
constant integer n = UInt(Rn);
constant integer g = UInt('1':PNg);
constant integer nreg = 2;
constant integer t = UInt(Zt:'0');
constant integer esize = 32;
constant integer offset = SInt(imm4);
```

Four registers

(FEAT_SME2 || FEAT_SVE2p1)



Encoding

LDNT1W { <Zt1>.S-<Zt4>.S }, <PNg>/Z, [<Xn|SP>{, #<imm>, MUL VL}]

Decode for this encoding

```
if !IsFeatureImplemented(FEAT_SME2) && !IsFeatureImplemented(FEAT_SVE2p1) then
    EndOfDecode(Decode_UNDEF);
constant integer n = UInt(Rn);
constant integer g = UInt('1':PNg);
constant integer nreg = 4;
constant integer t = UInt(Zt:'00');
constant integer esize = 32;
constant integer offset = SInt(imm4);
```

Assembler Symbols

- <Zt1> For the "Two registers" variant: is the name of the first scalable vector register to be transferred, encoded as "Zt" times 2.
- For the "Four registers" variant: is the name of the first scalable vector register to be transferred, encoded as "Zt" times 4.

<Zt2>	Is the name of the second scalable vector register to be transferred, encoded as "Zt" times 2 plus 1.
<PNg>	Is the name of the governing scalable predicate register PN8-PN15, with predicate-as-counter encoding, encoded in the "PNg" field.
<Xn SP>	Is the 64-bit name of the general-purpose base register or stack pointer, encoded in the "Rn" field.
<imm>	For the "Two registers" variant: is the optional signed immediate vector offset, a multiple of 2 in the range -16 to 14, defaulting to 0, encoded in the "imm4" field. For the "Four registers" variant: is the optional signed immediate vector offset, a multiple of 4 in the range -32 to 28, defaulting to 0, encoded in the "imm4" field.
<Zt4>	Is the name of the fourth scalable vector register to be transferred, encoded as "Zt" times 4 plus 3.

Operation

```

if IsFeatureImplemented(FEAT_SVE2p1) then CheckSVEEnabled\(\); else CheckStreamingSVEEnabled\(\);
constant integer VL = CurrentVL;
constant integer PL = VL DIV 8;
constant integer elements = VL DIV esize;
constant integer mbytes = esize DIV 8;
bits(64) base;
bits(64) addr;
constant bits(PL) pred = P[g, PL];
constant bits(PL * nreg) mask = CounterToPredicate(pred<15:0>, PL * nreg);
array [0..3] of bits(VL) values;
constant boolean contiguous = TRUE;
constant boolean nontemporal = TRUE;
constant integer transfer = t;
constant boolean tagchecked = n != 31;
constant AccessDescriptor accdesc = CreateAccDescSVE(MemOp_LOAD, nontemporal, contiguous,
                                                    tagchecked);

if !AnyActiveElement(mask, esize) then
    if n == 31 && ConstrainUnpredictableBool(Unpredictable\_CHECKSPNONEACTIVE) then
        CheckSPAlignment();
    else
        if n == 31 then CheckSPAlignment();

base = if n == 31 then SP[64] else X[n, 64];
addr = AddressAdd(base, offset * nreg * elements * mbytes, accdesc);

for r = 0 to nreg-1
    for e = 0 to elements-1
        if ActivePredicateElement(mask, r * elements + e, esize) then
            Elem[values[r], e, esize] = Mem[addr, mbytes, accdesc];
        else
            Elem[values[r], e, esize] = Zeros(esize);
        addr = AddressIncrement(addr, mbytes, accdesc);

for r = 0 to nreg-1
    Z[transfer+r, VL] = values[r];

```

Operational information

If PSTATE.DIT is 1, the timing of this instruction is insensitive to the value of the data being loaded or stored when its governing predicate register contains the same value for each execution.

Internal version only: aarchmrs v2025-03_rel, pseudocode v2025-03_rel; Build timestamp: 2025-03-21T17:41

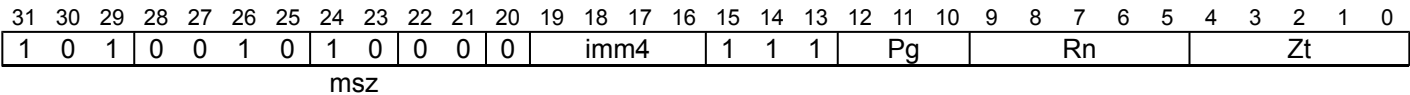
Copyright © 2010-2025 Arm Limited or its affiliates. All rights reserved. This document is Non-Confidential.

LDNT1W (scalar plus immediate, single register)

Contiguous load non-temporal words to vector (immediate index)

Contiguous load non-temporal of words to elements of a vector register from the memory address generated by a 64-bit scalar base and immediate index in the range -8 to 7 which is multiplied by the vector's in-memory size, irrespective of predication, and added to the base address. Inactive elements will not cause a read from Device memory or signal a fault, and are set to zero in the destination vector. A non-temporal load is a hint to the system that this data is unlikely to be referenced again soon.

SVE
(FEAT_SVE || FEAT_SME)



Encoding

```
LDNT1W { <Zt>.S }, <Pg>/Z, [<Xn|SP>{, #<imm>, MUL VL}]
```

Decode for this encoding

```
if !IsFeatureImplemented(FEAT_SVE) && !IsFeatureImplemented(FEAT_SME) then
    EndOfDecode(Decode_UNDEF);
constant integer t = UInt(Zt);
constant integer n = UInt(Rn);
constant integer g = UInt(Pg);
constant integer esize = 32;
constant integer offset = SInt(imm4);
```

Assembler Symbols

- <Zt> Is the name of the scalable vector register to be transferred, encoded in the "Zt" field.
- <Pg> Is the name of the governing scalable predicate register P0-P7, encoded in the "Pg" field.
- <Xn|SP> Is the 64-bit name of the general-purpose base register or stack pointer, encoded in the "Rn" field.
- <imm> Is the optional signed immediate vector offset, in the range -8 to 7, defaulting to 0, encoded in the "imm4" field.

Operation

```
CheckSVEEnabled();
constant integer VL = CurrentVL;
constant integer PL = VL DIV 8;
constant integer elements = VL DIV esize;
bits(64) base;
constant bits(PL) mask = P[g, PL];
bits(64) addr;
bits(VL) result;
constant integer mbytes = esize DIV 8;
constant boolean contiguous = TRUE;
constant boolean nontemporal = TRUE;
constant boolean tagchecked = n != 31;
constant AccessDescriptor accdesc = CreateAccDescSVE(MemOp\_LOAD, nontemporal, contiguous,
                                                    tagchecked);

if !AnyActiveElement(mask, esize) then
    if n == 31 && ConstrainUnpredictableBool(Unpredictable\_CHECKSPNONEACTIVE) then
        CheckSPAlignment();
else
    if n == 31 then CheckSPAlignment();

base = if n == 31 then SP[64] else X[n, 64];
addr = AddressAdd(base, offset * elements * mbytes, accdesc);

for e = 0 to elements-1
    if ActivePredicateElement(mask, e, esize) then
        Elem[result, e, esize] = Mem[addr, mbytes, accdesc];
    else
        Elem[result, e, esize] = Zeros(esize);
    addr = AddressIncrement(addr, mbytes, accdesc);

Z[t, VL] = result;
```

Operational information

If PSTATE.DIT is 1, the timing of this instruction is insensitive to the value of the data being loaded or stored when its governing predicate register contains the same value for each execution.

Internal version only: aarchmrs v2025-03_rel, pseudocode v2025-03_rel ; Build timestamp: 2025-03-21T17:41

Copyright © 2010-2025 Arm Limited or its affiliates. All rights reserved. This document is Non-Confidential.

LDNT1W (scalar plus scalar, consecutive registers)

Contiguous load non-temporal of words to multiple consecutive vectors (scalar index)

This instruction performs a contiguous non-temporal load of words to elements of two or four consecutive vector registers from the memory address generated by a 64-bit scalar base and scalar index which is added to the base address. After each element access the index value is incremented, but the index register is not updated.

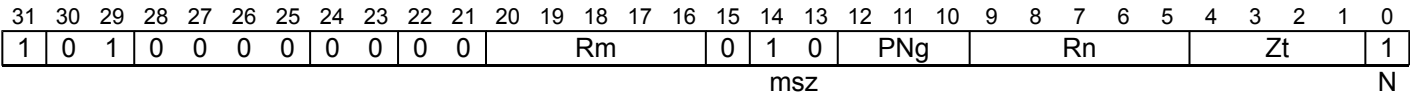
Inactive elements will not cause a read from Device memory or signal a fault, and are set to zero in the destination vector.

A non-temporal load is a hint to the system that this data is unlikely to be referenced again soon.

It has encodings from 2 classes: [Two registers](#) and [Four registers](#)

Two registers

(FEAT_SME2 || FEAT_SVE2p1)



Encoding

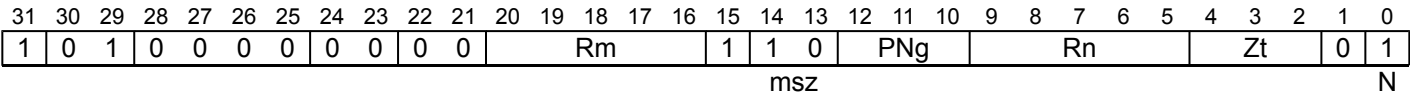
LDNT1W { <Zt1>.S-<Zt2>.S }, <PNg>/Z, [<Xn|SP>, <Xm>, LSL #2]

Decode for this encoding

```
if !IsFeatureImplemented(FEAT_SME2) && !IsFeatureImplemented(FEAT_SVE2p1) then
    EndOfDecode(Decode_UNDEF);
constant integer n = UInt(Rn);
constant integer m = UInt(Rm);
constant integer g = UInt('1':PNg);
constant integer nreg = 2;
constant integer t = UInt(Zt:'0');
constant integer esize = 32;
```

Four registers

(FEAT_SME2 || FEAT_SVE2p1)



Encoding

LDNT1W { <Zt1>.S-<Zt4>.S }, <PNg>/Z, [<Xn|SP>, <Xm>, LSL #2]

Decode for this encoding

```
if !IsFeatureImplemented(FEAT_SME2) && !IsFeatureImplemented(FEAT_SVE2p1) then
    EndOfDecode(Decode_UNDEF);
constant integer n = UInt(Rn);
constant integer m = UInt(Rm);
constant integer g = UInt('1':PNg);
constant integer nreg = 4;
constant integer t = UInt(Zt:'00');
constant integer esize = 32;
```

Assembler Symbols

- <Zt1> For the "Two registers" variant: is the name of the first scalable vector register to be transferred, encoded as "Zt" times 2.
- For the "Four registers" variant: is the name of the first scalable vector register to be transferred, encoded as "Zt" times 4.

<Zt2>	Is the name of the second scalable vector register to be transferred, encoded as "Zt" times 2 plus 1.
<PNg>	Is the name of the governing scalable predicate register PN8-PN15, with predicate-as-counter encoding, encoded in the "PNg" field.
<Xn SP>	Is the 64-bit name of the general-purpose base register or stack pointer, encoded in the "Rn" field.
<Xm>	Is the 64-bit name of the general-purpose offset register, encoded in the "Rm" field.
<Zt4>	Is the name of the fourth scalable vector register to be transferred, encoded as "Zt" times 4 plus 3.

Operation

```

if IsFeatureImplemented(FEAT_SVE2p1) then CheckSVEEnabled\(\); else CheckStreamingSVEEnabled\(\);
constant integer VL = CurrentVL;
constant integer PL = VL DIV 8;
constant integer elements = VL DIV esize;
constant integer mbytes = esize DIV 8;
bits(64) offset;
bits(64) base;
bits(64) addr;
constant bits(PL) pred = P[g, PL];
constant bits(PL * nreg) mask = CounterToPredicate(pred<15:0>, PL * nreg);
array [0..3] of bits(VL) values;
constant boolean contiguous = TRUE;
constant boolean nontemporal = TRUE;
constant integer transfer = t;
constant boolean tagchecked = TRUE;
constant AccessDescriptor accdesc = CreateAccDescSVE(MemOp\_LOAD, nontemporal, contiguous,
                                                    tagchecked);

if !AnyActiveElement(mask, esize) then
    if n == 31 && ConstrainUnpredictableBool(Unpredictable\_CHECKSPNONEACTIVE) then
        CheckSPAlignment();
    else
        if n == 31 then CheckSPAlignment();

base = if n == 31 then SP[64] else X[n, 64];
offset = X[m, 64];
addr = AddressAdd(base, UInt(offset) * mbytes, accdesc);

for r = 0 to nreg-1
    for e = 0 to elements-1
        if ActivePredicateElement(mask, r * elements + e, esize) then
            Elem[values[r], e, esize] = Mem[addr, mbytes, accdesc];
        else
            Elem[values[r], e, esize] = Zeros(esize);
        addr = AddressIncrement(addr, mbytes, accdesc);

for r = 0 to nreg-1
    Z[transfer+r, VL] = values[r];

```

Operational information

If PSTATE.DIT is 1, the timing of this instruction is insensitive to the value of the data being loaded or stored when its governing predicate register contains the same value for each execution.

Internal version only: aarchmrs v2025-03_rel, pseudocode v2025-03_rel ; Build timestamp: 2025-03-21T17:41

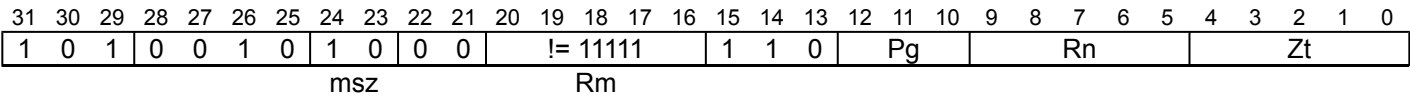
Copyright © 2010-2025 Arm Limited or its affiliates. All rights reserved. This document is Non-Confidential.

LDNT1W (scalar plus scalar, single register)

Contiguous load non-temporal words to vector (scalar index)

Contiguous load non-temporal of words to elements of a vector register from the memory address generated by a 64-bit scalar base and scalar index which is multiplied by 4 and added to the base address. After each element access the index value is incremented, but the index register is not updated. Inactive elements will not cause a read from Device memory or signal a fault, and are set to zero in the destination vector. A non-temporal load is a hint to the system that this data is unlikely to be referenced again soon.

SVE (FEAT_SVE || FEAT_SME)



Encoding

LDNT1W { <Zt>.S }, <Pg>/Z, [<Xn|SP>, <Xm>, LSL #2]

Decode for this encoding

```
if !IsFeatureImplemented(FEAT_SVE) && !IsFeatureImplemented(FEAT_SME) then
    EndOfDecode(Decode_UNDEF);
if Rm == '11111' then EndOfDecode(Decode_UNDEF);
constant integer t = UInt(Zt);
constant integer n = UInt(Rn);
constant integer m = UInt(Rm);
constant integer g = UInt(Pg);
constant integer esize = 32;
```

Assembler Symbols

- <Zt> Is the name of the scalable vector register to be transferred, encoded in the "Zt" field.
- <Pg> Is the name of the governing scalable predicate register P0-P7, encoded in the "Pg" field.
- <Xn|SP> Is the 64-bit name of the general-purpose base register or stack pointer, encoded in the "Rn" field.
- <Xm> Is the 64-bit name of the general-purpose offset register, encoded in the "Rm" field.

Operation

```
CheckSVEEnabled();
constant integer VL = CurrentVL;
constant integer PL = VL DIV 8;
constant integer elements = VL DIV esize;
bits(64) base;
bits(64) offset;
constant bits(PL) mask = P[g, PL];
bits(64) addr;
bits(VL) result;
constant integer mbytes = esize DIV 8;
constant boolean contiguous = TRUE;
constant boolean nontemporal = TRUE;
constant boolean tagchecked = TRUE;
constant AccessDescriptor accdesc = CreateAccDescSVE(MemOp\_LOAD, nontemporal, contiguous,
                                                    tagchecked);

if !AnyActiveElement(mask, esize) then
    if n == 31 && ConstrainUnpredictableBool(Unpredictable\_CHECKSPNONEACTIVE) then
        CheckSPAlignment();
    else
        if n == 31 then CheckSPAlignment();

base = if n == 31 then SP[64] else X[n, 64];
offset = X[m, 64];
addr = AddressAdd(base, UInt(offset) * mbytes, accdesc);

for e = 0 to elements-1
    if ActivePredicateElement(mask, e, esize) then
        Elem[result, e, esize] = Mem[addr, mbytes, accdesc];
    else
        Elem[result, e, esize] = Zeros(esize);
    addr = AddressIncrement(addr, mbytes, accdesc);

Z[t, VL] = result;
```

Operational information

If PSTATE.DIT is 1, the timing of this instruction is insensitive to the value of the data being loaded or stored when its governing predicate register contains the same value for each execution.

Internal version only: aarchmrs v2025-03_rel, pseudocode v2025-03_rel ; Build timestamp: 2025-03-21T17:41

Copyright © 2010-2025 Arm Limited or its affiliates. All rights reserved. This document is Non-Confidential.

LDNT1W (vector plus scalar)

Gather load non-temporal unsigned words

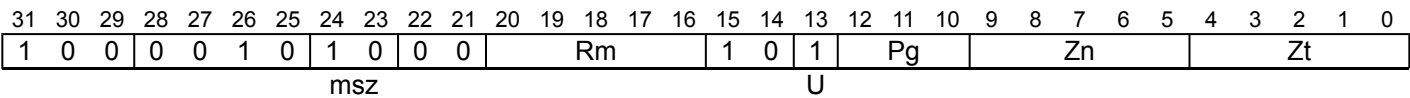
Gather load non-temporal of unsigned words to active elements of a vector register from memory addresses generated by a vector base plus a 64-bit unscaled scalar register offset. Inactive elements will not cause a read from Device memory or signal faults, and are set to zero in the destination vector.

A non-temporal load is a hint to the system that this data is unlikely to be referenced again soon.

This instruction is illegal when executed in Streaming SVE mode, unless FEAT_SME_FA64 is implemented and enabled.

It has encodings from 2 classes: [32-bit unscaled offset](#) and [64-bit unscaled offset](#)

32-bit unscaled offset (FEAT_SVE2)



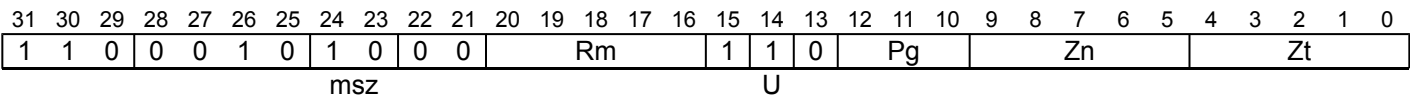
Encoding

LDNT1W { <Zt>.S }, <Pg>/Z, [<Zn>.S{, <Xm>}]

Decode for this encoding

```
if !IsFeatureImplemented(FEAT_SVE2) then EndOfDecode(Decode_UNDEF);
constant integer t = UInt(Zt);
constant integer n = UInt(Zn);
constant integer m = UInt(Rm);
constant integer g = UInt(Pg);
constant integer esize = 32;
constant integer msize = 32;
constant boolean unsigned = TRUE;
```

64-bit unscaled offset (FEAT_SVE2)



Encoding

LDNT1W { <Zt>.D }, <Pg>/Z, [<Zn>.D{, <Xm>}]

Decode for this encoding

```
if !IsFeatureImplemented(FEAT_SVE2) then EndOfDecode(Decode_UNDEF);
constant integer t = UInt(Zt);
constant integer n = UInt(Zn);
constant integer m = UInt(Rm);
constant integer g = UInt(Pg);
constant integer esize = 64;
constant integer msize = 32;
constant boolean unsigned = TRUE;
```

Assembler Symbols

- <Zt> Is the name of the scalable vector register to be transferred, encoded in the "Zt" field.
- <Pg> Is the name of the governing scalable predicate register P0-P7, encoded in the "Pg" field.

- <Zn> Is the name of the base scalable vector register, encoded in the "Zn" field.
- <Xm> Is the optional 64-bit name of the general-purpose offset register, defaulting to XZR, encoded in the "Rm" field.

Operation

```

CheckNonStreamingSVEEnabled();
constant integer VL = CurrentVL;
constant integer PL = VL DIV 8;
constant integer elements = VL DIV esize;
constant bits(PL) mask = P[g, PL];
bits(VL) base;
bits(64) offset;
bits(VL) result;
bits(msize) data;
constant integer mbytes = msize DIV 8;
constant boolean contiguous = FALSE;
constant boolean nontemporal = TRUE;
constant boolean tagchecked = TRUE;
constant AccessDescriptor accdesc = CreateAccDescSVE(MemOp_LOAD, nontemporal, contiguous,
                                                    tagchecked);

if AnyActiveElement(mask, esize) then
    base = Z[n, VL];
    offset = X[m, 64];

for e = 0 to elements-1
    if ActivePredicateElement(mask, e, esize) then
        constant bits(64) baddr = ZeroExtend(Elem[base, e, esize], 64);
        constant bits(64) addr = AddressAdd(baddr, offset, accdesc);
        data = Mem[addr, mbytes, accdesc];
        Elem[result, e, esize] = Extend(data, esize, unsigned);
    else
        Elem[result, e, esize] = Zeros(esize);

Z[t, VL] = result;

```

Operational information

If PSTATE.DIT is 1, the timing of this instruction is insensitive to the value of the data being loaded or stored when its governing predicate register contains the same value for each execution.

Internal version only: aarchmrs v2025-03_rel, pseudocode v2025-03_rel ; Build timestamp: 2025-03-21T17:41

Copyright © 2010-2025 Arm Limited or its affiliates. All rights reserved. This document is Non-Confidential.

LDR (predicate)

Load predicate register

Load a predicate register from a memory address generated by a 64-bit scalar base, plus an immediate offset in the range -256 to 255 which is multiplied by the current predicate register size in bytes. This instruction is unpredicated.

The load is performed as contiguous byte accesses, each containing 8 consecutive predicate bits in ascending element order, with no endian conversion and no guarantee of single-copy atomicity larger than a byte. However, if alignment is checked, then a general-purpose base register must be aligned to 2 bytes.

For programmer convenience, an assembler must also accept a predicate-as-counter register name for the destination predicate register.

SVE (FEAT_SVE || FEAT_SME)

31	30	29	28	27	26	25	24	23	22	21	20	19	18	17	16	15	14	13	12	11	10	9	8	7	6	5	4	3	2	1	0
1	0	0	0	0	1	0	1	1	0	imm9h						0	0	0	imm9l			Rn				0	Pt				

Encoding

LDR <Pt>, [<Xn|SP>{, #<imm>, MUL VL}]

Decode for this encoding

```
if !IsFeatureImplemented(FEAT_SVE) && !IsFeatureImplemented(FEAT_SME) then
    EndOfDecode(Decode_UNDEF);
constant integer t = UInt(Pt);
constant integer n = UInt(Rn);
constant integer imm = SInt(imm9h:imm9l);
```

Assembler Symbols

- <Pt> Is the name of the destination scalable predicate register, encoded in the "Pt" field.
- <Xn|SP> Is the 64-bit name of the general-purpose base register or stack pointer, encoded in the "Rn" field.
- <imm> Is the optional signed immediate vector offset, in the range -256 to 255, defaulting to 0, encoded in the "imm9h:imm9l" fields.

Operation

```
CheckSVEEnabled();
constant integer VL = CurrentVL;
constant integer PL = VL DIV 8;
constant integer elements = PL DIV 8;
bits(64) base;
constant integer offset = imm * elements;
bits(PL) result;
constant boolean contiguous = TRUE;
constant boolean nontemporal = FALSE;
constant boolean tagchecked = n != 31;
constant AccessDescriptor accdesc = CreateAccDescSVE(MemOp\_LOAD, nontemporal, contiguous,
                                                    tagchecked);

if n == 31 then
    CheckSPAlignment();
    base = SP[64];
else
    base = X[n, 64];

bits(64) addr = AddressAdd(base, offset, accdesc);

constant boolean aligned = IsAligned(addr, 2);

if !aligned && AlignmentEnforced() then
    constant FaultRecord fault = AlignmentFault(accdesc, addr);
    AArch64.Abort(fault);

for e = 0 to elements-1
    Elem[result, e, 8] = AArch64.MemSingle(addr, 1, accdesc, aligned);
    addr = AddressIncrement(addr, 1, accdesc);

P[t, PL] = result;
```

Operational information

If PSTATE.DIT is 1, the timing of this instruction is insensitive to the value of the data being loaded or stored.

Internal version only: aarchmrs v2025-03_rel, pseudocode v2025-03_rel ; Build timestamp: 2025-03-21T17:41

Copyright © 2010-2025 Arm Limited or its affiliates. All rights reserved. This document is Non-Confidential.

LDR (vector)

Load vector register

Load a vector register from a memory address generated by a 64-bit scalar base, plus an immediate offset in the range -256 to 255 which is multiplied by the current vector register size in bytes. This instruction is unpredicated.
The load is performed as contiguous byte accesses, with no endian conversion and no guarantee of single-copy atomicity larger than a byte. However, if alignment is checked, then the base register must be aligned to 16 bytes.

SVE (FEAT_SVE || FEAT_SME)

31	30	29	28	27	26	25	24	23	22	21	20	19	18	17	16	15	14	13	12	11	10	9	8	7	6	5	4	3	2	1	0
1	0	0	0	0	1	0	1	1	0	imm9h						0	1	0	imm9l			Rn						Zt			

Encoding

LDR <Zt>, [<Xn|SP>{, #<imm>, MUL VL}]

Decode for this encoding

```
if !IsFeatureImplemented(FEAT_SVE) && !IsFeatureImplemented(FEAT_SME) then
    EndOfDecode(Decode_UNDEF);
constant integer t = UInt(Zt);
constant integer n = UInt(Rn);
constant integer imm = SInt(imm9h:imm9l);
```

Assembler Symbols

- <Zt> Is the name of the scalable vector register to be transferred, encoded in the "Zt" field.
- <Xn|SP> Is the 64-bit name of the general-purpose base register or stack pointer, encoded in the "Rn" field.
- <imm> Is the optional signed immediate vector offset, in the range -256 to 255, defaulting to 0, encoded in the "imm9h:imm9l" fields.

Operation

```
CheckSVEEnabled();
constant integer VL = CurrentVL;
constant integer PL = VL DIV 8;
constant integer elements = VL DIV 8;
bits(64) base;
constant integer offset = imm * elements;
bits(VL) result;
constant boolean contiguous = TRUE;
constant boolean nontemporal = FALSE;
constant boolean tagchecked = n != 31;
constant AccessDescriptor accdesc = CreateAccDescSVE(MemOp\_LOAD, nontemporal, contiguous,
                                                    tagchecked);

if n == 31 then
    CheckSPAlignment();
    base = SP[64];
else
    base = X[n, 64];

bits(64) addr = AddressAdd(base, offset, accdesc);

constant boolean aligned = IsAligned(addr, 16);

if !aligned && AlignmentEnforced() then
    constant FaultRecord fault = AlignmentFault(accdesc, addr);
    AArch64.Abort(fault);

for e = 0 to elements-1
    Elem[result, e, 8] = AArch64.MemSingle(addr, 1, accdesc, aligned);
    addr = AddressIncrement(addr, 1, accdesc);

Z[t, VL] = result;
```

Operational information

If PSTATE.DIT is 1, the timing of this instruction is insensitive to the value of the data being loaded or stored.

Internal version only: aarchmrs v2025-03_rel, pseudocode v2025-03_rel ; Build timestamp: 2025-03-21T17:41

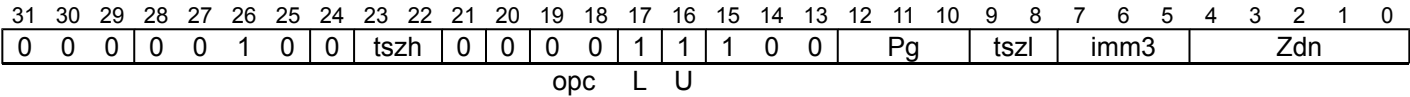
Copyright © 2010-2025 Arm Limited or its affiliates. All rights reserved. This document is Non-Confidential.

LSL (immediate, predicated)

Logical shift left by immediate (predicated)

Shift left by immediate each active element of the source vector, and destructively place the results in the corresponding elements of the source vector. The immediate shift amount is an unsigned value in the range 0 to number of bits per element minus 1. Inactive elements in the destination vector register remain unmodified.

SVE
(FEAT_SVE || FEAT_SME)



Encoding

LSL <Zdn>.<T>, <Pg>/M, <Zdn>.<T>, #<const>

Decode for this encoding

```
if !IsFeatureImplemented(FEAT_SVE) && !IsFeatureImplemented(FEAT_SME) then
    EndOfDecode(Decode_UNDEF);
constant bits(4) tsize = tszh:tszl;
if tsize == '0000' then EndOfDecode(Decode_UNDEF);
constant integer esize = 8 << HighestSetBit(tsize);
constant integer g = UInt(Pg);
constant integer dn = UInt(Zdn);
constant integer shift = UInt(tsize:imm3) - esize;
```

Assembler Symbols

<Zdn> Is the name of the source and destination scalable vector register, encoded in the "Zdn" field.

<T> Is the size specifier, encoded in "tszh:tszl":

tszh	tszl	<T>
00	00	RESERVED
00	01	B
00	1x	H
01	xx	S
1x	xx	D

<Pg> Is the name of the governing scalable predicate register P0-P7, encoded in the "Pg" field.

<const> Is the immediate shift amount, in the range 0 to number of bits per element minus 1, encoded in "tszh:tszl:imm3".

Operation

```
CheckSVEEnabled();
constant integer VL = CurrentVL;
constant integer elements = VL DIV esize;
constant integer PL = VL DIV 8;
constant bits(VL) operand1 = Z[dn, VL];
constant bits(PL) mask = P[g, PL];
bits(VL) result;

for e = 0 to elements-1
    constant bits(esize) element1 = Elem[operand1, e, esize];
    if ActivePredicateElement(mask, e, esize) then
        Elem[result, e, esize] = LSL(element1, shift);
    else
        Elem[result, e, esize] = Elem[operand1, e, esize];

Z[dn, VL] = result;
```

Operational information

If PSTATE.DIT is 1:

- The execution time of this instruction is independent of:
 - The values of the data supplied in any of its operand registers when its governing predicate register contains the same value for each execution.
 - The values of the NZCV flags.
- The response of this instruction to asynchronous exceptions does not vary based on:
 - The values of the data supplied in any of its operand registers when its governing predicate register contains the same value for each execution.
 - The values of the NZCV flags.

This instruction might be immediately preceded in program order by a MOVPRFX instruction. The MOVPRFX must conform to all of the following requirements, otherwise the behavior of the MOVPRFX and this instruction is CONSTRAINED UNPREDICTABLE:

- The MOVPRFX can be predicated or unpredicated.
- A predicated MOVPRFX must use the same governing predicate register as this instruction.
- A predicated MOVPRFX must use the larger of the destination element size and first source element size in the preferred disassembly of this instruction.
- The MOVPRFX must specify the same destination register as this instruction.
- The destination register must not refer to architectural register state referenced by any other source operand register of this instruction.

Internal version only: aarchmrs v2025-03_rel, pseudocode v2025-03_rel ; Build timestamp: 2025-03-21T17:41

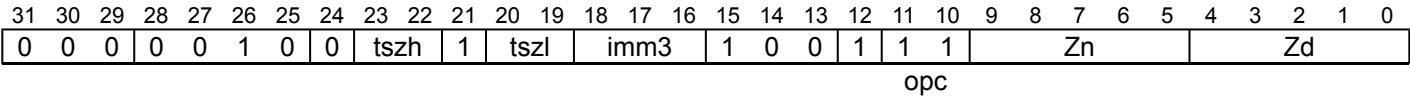
Copyright © 2010-2025 Arm Limited or its affiliates. All rights reserved. This document is Non-Confidential.

LSL (immediate, unpredicated)

Logical shift left by immediate (unpredicated)

Shift left by immediate each element of the source vector, and place the results in the corresponding elements of the destination vector. The immediate shift amount is an unsigned value in the range 0 to number of bits per element minus 1. This instruction is unpredicated.

SVE
(FEAT_SVE || FEAT_SME)



Encoding

LSL <Zd>.<T>, <Zn>.<T>, #<const>

Decode for this encoding

```
if !IsFeatureImplemented(FEAT_SVE) && !IsFeatureImplemented(FEAT_SME) then
    EndOfDecode(Decode_UNDEF);
constant bits(4) tsize = tszh:tszl;
if tsize == '0000' then EndOfDecode(Decode_UNDEF);
constant integer esize = 8 << HighestSetBit(tsize);
constant integer n = UInt(Zn);
constant integer d = UInt(Zd);
constant integer shift = UInt(tsize:imm3) - esize;
```

Assembler Symbols

<Zd> Is the name of the destination scalable vector register, encoded in the "Zd" field.

<T> Is the size specifier, encoded in "tszh:tszl":

tszh	tszl	<T>
00	00	RESERVED
00	01	B
00	1x	H
01	xx	S
1x	xx	D

<Zn> Is the name of the source scalable vector register, encoded in the "Zn" field.

<const> Is the immediate shift amount, in the range 0 to number of bits per element minus 1, encoded in "tszh:tszl:imm3".

Operation

```
CheckSVEEnabled();
constant integer VL = CurrentVL;
constant integer elements = VL DIV esize;
constant bits(VL) operand1 = Z[n, VL];
bits(VL) result;

for e = 0 to elements-1
    constant bits(esize) element1 = Elem[operand1, e, esize];
    Elem[result, e, esize] = LSL(element1, shift);

Z[d, VL] = result;
```

Operational information

If PSTATE.DIT is 1:

- The execution time of this instruction is independent of:
 - The values of the data supplied in any of its registers.
 - The values of the NZCV flags.
- The response of this instruction to asynchronous exceptions does not vary based on:
 - The values of the data supplied in any of its registers.
 - The values of the NZCV flags.

Internal version only: aarchmrs v2025-03_rel, pseudocode v2025-03_rel ; Build timestamp: 2025-03-21T17:41

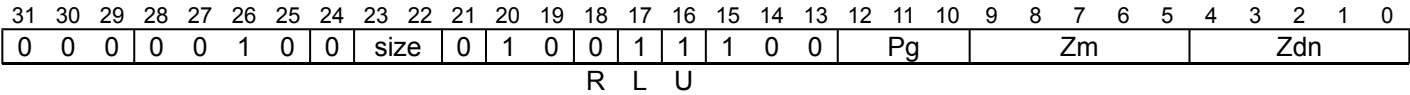
Copyright © 2010-2025 Arm Limited or its affiliates. All rights reserved. This document is Non-Confidential.

LSL (vectors)

Logical shift left by vector (predicated)

Shift left active elements of the first source vector by corresponding elements of the second source vector and destructively place the results in the corresponding elements of the first source vector. The shift amount operand is a vector of unsigned elements in which all bits are significant, and not used modulo the element size. Inactive elements in the destination vector register remain unmodified.

SVE
(FEAT_SVE || FEAT_SME)



Encoding

LSL <Zdn>.<T>, <Pg>/M, <Zdn>.<T>, <Zm>.<T>

Decode for this encoding

```
if !IsFeatureImplemented(FEAT_SVE) && !IsFeatureImplemented(FEAT_SME) then
    EndOfDecode(Decode_UNDEF);
constant integer esize = 8 << UInt(size);
constant integer g = UInt(Pg);
constant integer dn = UInt(Zdn);
constant integer m = UInt(Zm);
```

Assembler Symbols

<Zdn> Is the name of the first source and destination scalable vector register, encoded in the "Zdn" field.

<T> Is the size specifier, encoded in "size":

size	<T>
00	B
01	H
10	S
11	D

<Pg> Is the name of the governing scalable predicate register P0-P7, encoded in the "Pg" field.

<Zm> Is the name of the second source scalable vector register, encoded in the "Zm" field.

Operation

```
CheckSVEEnabled();
constant integer VL = CurrentVL;
constant integer PL = VL DIV 8;
constant integer elements = VL DIV esize;
constant bits(PL) mask = P[g, PL];
constant bits(VL) operand1 = Z[dn, VL];
constant bits(VL) operand2 = if AnyActiveElement(mask, esize) then Z[m, VL] else Zeros(VL);
bits(VL) result;

for e = 0 to elements-1
    if ActivePredicateElement(mask, e, esize) then
        constant bits(esize) element1 = Elem[operand1, e, esize];
        constant bits(esize) element2 = Elem[operand2, e, esize];
        constant integer shift = Min(UInt(element2), esize);
        Elem[result, e, esize] = LSL(element1, shift);
    else
        Elem[result, e, esize] = Elem[operand1, e, esize];

Z[dn, VL] = result;
```

Operational information

If PSTATE.DIT is 1:

- The execution time of this instruction is independent of:
 - The values of the data supplied in any of its operand registers when its governing predicate register contains the same value for each execution.
 - The values of the NZCV flags.
- The response of this instruction to asynchronous exceptions does not vary based on:
 - The values of the data supplied in any of its operand registers when its governing predicate register contains the same value for each execution.
 - The values of the NZCV flags.

This instruction might be immediately preceded in program order by a MOVPRFX instruction. The MOVPRFX must conform to all of the following requirements, otherwise the behavior of the MOVPRFX and this instruction is CONSTRAINED UNPREDICTABLE:

- The MOVPRFX can be predicated or unpredicated.
- A predicated MOVPRFX must use the same governing predicate register as this instruction.
- A predicated MOVPRFX must use the larger of the destination element size and first source element size in the preferred disassembly of this instruction.
- The MOVPRFX must specify the same destination register as this instruction.
- The destination register must not refer to architectural register state referenced by any other source operand register of this instruction.

Internal version only: aarchmrs v2025-03_rel, pseudocode v2025-03_rel ; Build timestamp: 2025-03-21T17:41

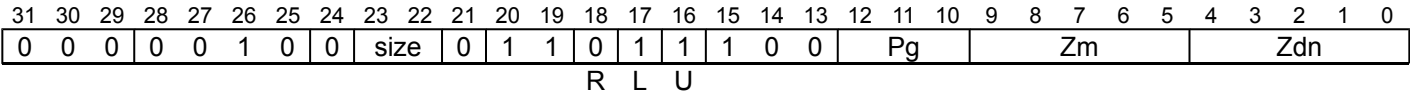
Copyright © 2010-2025 Arm Limited or its affiliates. All rights reserved. This document is Non-Confidential.

LSL (wide elements, predicated)

Logical shift left by 64-bit wide elements (predicated)

Shift left active elements of the first source vector by corresponding overlapping 64-bit elements of the second source vector and destructively place the results in the corresponding elements of the first source vector. The shift amount is a vector of unsigned 64-bit doubleword elements in which all bits are significant, and not used modulo the destination element size. Inactive elements in the destination vector register remain unmodified.

SVE
(FEAT_SVE || FEAT_SME)



Encoding

LSL <Zdn>.<T>, <Pg>/M, <Zdn>.<T>, <Zm>.<D>

Decode for this encoding

```
if !IsFeatureImplemented(FEAT_SVE) && !IsFeatureImplemented(FEAT_SME) then
    EndOfDecode(Decode_UNDEF);
if size == '11' then EndOfDecode(Decode_UNDEF);
constant integer esize = 8 << UInt(size);
constant integer g = UInt(Pg);
constant integer dn = UInt(Zdn);
constant integer m = UInt(Zm);
```

Assembler Symbols

<Zdn> Is the name of the first source and destination scalable vector register, encoded in the "Zdn" field.

<T> Is the size specifier, encoded in "size":

size	<T>
00	B
01	H
10	S
11	RESERVED

<Pg> Is the name of the governing scalable predicate register P0-P7, encoded in the "Pg" field.

<Zm> Is the name of the second source scalable vector register, encoded in the "Zm" field.

Operation

```
CheckSVEEnabled();
constant integer VL = CurrentVL;
constant integer PL = VL DIV 8;
constant integer elements = VL DIV esize;
constant bits(PL) mask = P[g, PL];
constant bits(VL) operand1 = Z[dn, VL];
constant bits(VL) operand2 = if AnyActiveElement(mask, esize) then Z[m, VL] else Zeros(VL);
bits(VL) result;

for e = 0 to elements-1
    if ActivePredicateElement(mask, e, esize) then
        constant bits(esize) element1 = Elem[operand1, e, esize];
        constant bits(64) element2 = Elem[operand2, (e * esize) DIV 64, 64];
        constant integer shift = Min(UInt(element2), esize);
        Elem[result, e, esize] = LSL(element1, shift);
    else
        Elem[result, e, esize] = Elem[operand1, e, esize];

Z[dn, VL] = result;
```

Operational information

If PSTATE.DIT is 1:

- The execution time of this instruction is independent of:
 - The values of the data supplied in any of its operand registers when its governing predicate register contains the same value for each execution.
 - The values of the NZCV flags.
- The response of this instruction to asynchronous exceptions does not vary based on:
 - The values of the data supplied in any of its operand registers when its governing predicate register contains the same value for each execution.
 - The values of the NZCV flags.

This instruction might be immediately preceded in program order by a MOVPRFX instruction. The MOVPRFX must conform to all of the following requirements, otherwise the behavior of the MOVPRFX and this instruction is CONSTRAINED UNPREDICTABLE:

- The MOVPRFX can be predicated or unpredicated.
- A predicated MOVPRFX must use the same governing predicate register as this instruction.
- A predicated MOVPRFX must use the larger of the destination element size and first source element size in the preferred disassembly of this instruction.
- The MOVPRFX must specify the same destination register as this instruction.
- The destination register must not refer to architectural register state referenced by any other source operand register of this instruction.

Internal version only: aarchmrs v2025-03_rel, pseudocode v2025-03_rel ; Build timestamp: 2025-03-21T17:41

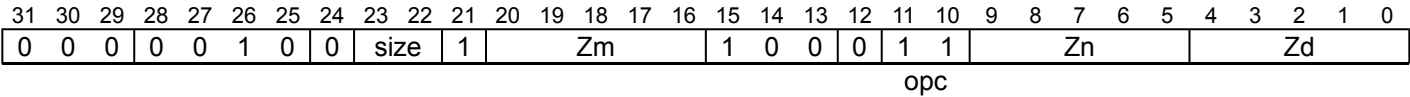
Copyright © 2010-2025 Arm Limited or its affiliates. All rights reserved. This document is Non-Confidential.

LSL (wide elements, unpredicated)

Logical shift left by 64-bit wide elements (unpredicated)

Shift left all elements of the first source vector by corresponding overlapping 64-bit elements of the second source vector and place the first in the corresponding elements of the destination vector. The shift amount is a vector of unsigned 64-bit doubleword elements in which all bits are significant, and not used modulo the destination element size. Inactive elements in the destination vector register remain unmodified.

SVE
(FEAT_SVE || FEAT_SME)



Encoding

LSL <Zd>.<T>, <Zn>.<T>, <Zm>.

Decode for this encoding

```
if !IsFeatureImplemented(FEAT_SVE) && !IsFeatureImplemented(FEAT_SME) then
    EndOfDecode(Decode_UNDEF);
if size == '11' then EndOfDecode(Decode_UNDEF);
constant integer esize = 8 << UInt(size);
constant integer n = UInt(Zn);
constant integer m = UInt(Zm);
constant integer d = UInt(Zd);
```

Assembler Symbols

<Zd> Is the name of the destination scalable vector register, encoded in the "Zd" field.

<T> Is the size specifier, encoded in "size":

size	<T>
00	B
01	H
10	S
11	RESERVED

<Zn> Is the name of the first source scalable vector register, encoded in the "Zn" field.

<Zm> Is the name of the second source scalable vector register, encoded in the "Zm" field.

Operation

```
CheckSVEEnabled();
constant integer VL = CurrentVL;
constant integer elements = VL DIV esize;
constant bits(VL) operand1 = Z[n, VL];
constant bits(VL) operand2 = Z[m, VL];
bits(VL) result;

for e = 0 to elements-1
    constant bits(esize) element1 = Elem[operand1, e, esize];
    constant bits(64) element2 = Elem[operand2, (e * esize) DIV 64, 64];
    constant integer shift = Min(UInt(element2), esize);
    Elem[result, e, esize] = LSL(element1, shift);

Z[d, VL] = result;
```


Operational information

If PSTATE.DIT is 1:

- The execution time of this instruction is independent of:
 - The values of the data supplied in any of its registers.
 - The values of the NZCV flags.
- The response of this instruction to asynchronous exceptions does not vary based on:
 - The values of the data supplied in any of its registers.
 - The values of the NZCV flags.

Internal version only: aarchmrs v2025-03_rel, pseudocode v2025-03_rel ; Build timestamp: 2025-03-21T17:41

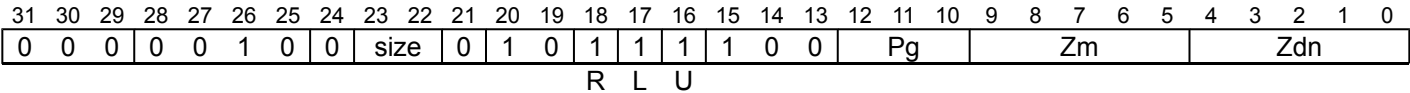
Copyright © 2010-2025 Arm Limited or its affiliates. All rights reserved. This document is Non-Confidential.

LSLR

Reversed logical shift left by vector (predicated)

Reversed shift left active elements of the second source vector by corresponding elements of the first source vector and destructively place the results in the corresponding elements of the first source vector. The shift amount operand is a vector of unsigned elements in which all bits are significant, and not used modulo the element size. Inactive elements in the destination vector register remain unmodified.

SVE
(FEAT_SVE || FEAT_SME)



Encoding

LSLR <Zdn>.<T>, <Pg>/M, <Zdn>.<T>, <Zm>.<T>

Decode for this encoding

```
if !IsFeatureImplemented(FEAT_SVE) && !IsFeatureImplemented(FEAT_SME) then
    EndOfDecode(Decode_UNDEF);
constant integer esize = 8 << UInt(size);
constant integer g = UInt(Pg);
constant integer dn = UInt(Zdn);
constant integer m = UInt(Zm);
```

Assembler Symbols

<Zdn> Is the name of the first source and destination scalable vector register, encoded in the "Zdn" field.

<T> Is the size specifier, encoded in "size":

size	<T>
00	B
01	H
10	S
11	D

<Pg> Is the name of the governing scalable predicate register P0-P7, encoded in the "Pg" field.

<Zm> Is the name of the second source scalable vector register, encoded in the "Zm" field.

Operation

```
CheckSVEEnabled();
constant integer VL = CurrentVL;
constant integer PL = VL DIV 8;
constant integer elements = VL DIV esize;
constant bits(PL) mask = P[g, PL];
constant bits(VL) operand1 = Z[dn, VL];
constant bits(VL) operand2 = if AnyActiveElement(mask, esize) then Z[m, VL] else Zeros(VL);
bits(VL) result;

for e = 0 to elements-1
    if ActivePredicateElement(mask, e, esize) then
        constant bits(esize) element1 = Elem[operand1, e, esize];
        constant bits(esize) element2 = Elem[operand2, e, esize];
        constant integer shift = Min(UInt(element1), esize);
        Elem[result, e, esize] = LSL(element2, shift);
    else
        Elem[result, e, esize] = Elem[operand1, e, esize];

Z[dn, VL] = result;
```

Operational information

If PSTATE.DIT is 1:

- The execution time of this instruction is independent of:
 - The values of the data supplied in any of its operand registers when its governing predicate register contains the same value for each execution.
 - The values of the NZCV flags.
- The response of this instruction to asynchronous exceptions does not vary based on:
 - The values of the data supplied in any of its operand registers when its governing predicate register contains the same value for each execution.
 - The values of the NZCV flags.

This instruction might be immediately preceded in program order by a MOVPRFX instruction. The MOVPRFX must conform to all of the following requirements, otherwise the behavior of the MOVPRFX and this instruction is CONSTRAINED UNPREDICTABLE:

- The MOVPRFX can be predicated or unpredicated.
- A predicated MOVPRFX must use the same governing predicate register as this instruction.
- A predicated MOVPRFX must use the larger of the destination element size and first source element size in the preferred disassembly of this instruction.
- The MOVPRFX must specify the same destination register as this instruction.
- The destination register must not refer to architectural register state referenced by any other source operand register of this instruction.

Internal version only: aarchmrs v2025-03_rel, pseudocode v2025-03_rel ; Build timestamp: 2025-03-21T17:41

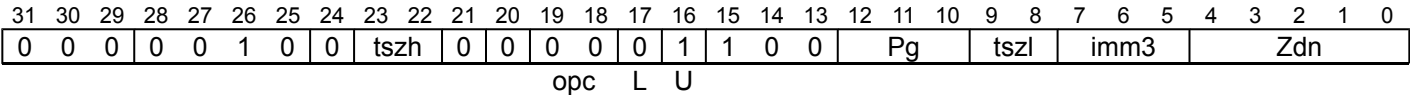
Copyright © 2010-2025 Arm Limited or its affiliates. All rights reserved. This document is Non-Confidential.

LSR (immediate, predicated)

Logical shift right by immediate (predicated)

Shift right by immediate, inserting zeroes, each active element of the source vector, and destructively place the results in the corresponding elements of the source vector. The immediate shift amount is an unsigned value in the range 1 to number of bits per element. Inactive elements in the destination vector register remain unmodified.

SVE
(FEAT_SVE || FEAT_SME)



Encoding

LSR <Zdn>.<T>, <Pg>/M, <Zdn>.<T>, #<const>

Decode for this encoding

```
if !IsFeatureImplemented(FEAT_SVE) && !IsFeatureImplemented(FEAT_SME) then
    EndOfDecode(Decode_UNDEF);
constant bits(4) tsize = tszh:tszl;
if tsize == '0000' then EndOfDecode(Decode_UNDEF);
constant integer esize = 8 << HighestSetBit(tsize);
constant integer g = UInt(Pg);
constant integer dn = UInt(Zdn);
constant integer shift = (2 * esize) - UInt(tsize:imm3);
```

Assembler Symbols

<Zdn> Is the name of the source and destination scalable vector register, encoded in the "Zdn" field.

<T> Is the size specifier, encoded in "tszh:tszl":

tszh	tszl	<T>
00	00	RESERVED
00	01	B
00	1x	H
01	xx	S
1x	xx	D

<Pg> Is the name of the governing scalable predicate register P0-P7, encoded in the "Pg" field.

<const> Is the immediate shift amount, in the range 1 to number of bits per element, encoded in "tszh:tszl:imm3".

Operation

```
CheckSVEEnabled();
constant integer VL = CurrentVL;
constant integer elements = VL DIV esize;
constant integer PL = VL DIV 8;
constant bits(VL) operand1 = Z[dn, VL];
constant bits(PL) mask = P[g, PL];
bits(VL) result;

for e = 0 to elements-1
    constant bits(esize) element1 = Elem[operand1, e, esize];
    if ActivePredicateElement(mask, e, esize) then
        Elem[result, e, esize] = LSR(element1, shift);
    else
        Elem[result, e, esize] = Elem[operand1, e, esize];

Z[dn, VL] = result;
```

Operational information

If PSTATE.DIT is 1:

- The execution time of this instruction is independent of:
 - The values of the data supplied in any of its operand registers when its governing predicate register contains the same value for each execution.
 - The values of the NZCV flags.
- The response of this instruction to asynchronous exceptions does not vary based on:
 - The values of the data supplied in any of its operand registers when its governing predicate register contains the same value for each execution.
 - The values of the NZCV flags.

This instruction might be immediately preceded in program order by a MOVPRFX instruction. The MOVPRFX must conform to all of the following requirements, otherwise the behavior of the MOVPRFX and this instruction is CONSTRAINED UNPREDICTABLE:

- The MOVPRFX can be predicated or unpredicated.
- A predicated MOVPRFX must use the same governing predicate register as this instruction.
- A predicated MOVPRFX must use the larger of the destination element size and first source element size in the preferred disassembly of this instruction.
- The MOVPRFX must specify the same destination register as this instruction.
- The destination register must not refer to architectural register state referenced by any other source operand register of this instruction.

Internal version only: aarchmrs v2025-03_rel, pseudocode v2025-03_rel ; Build timestamp: 2025-03-21T17:41

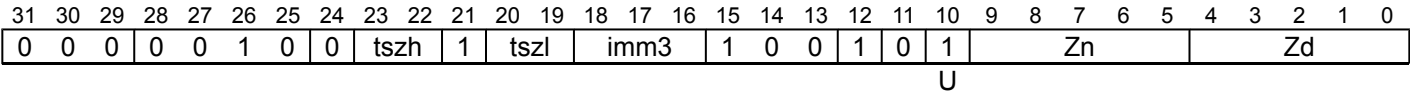
Copyright © 2010-2025 Arm Limited or its affiliates. All rights reserved. This document is Non-Confidential.

LSR (immediate, unpredicated)

Logical shift right by immediate (unpredicated)

Shift right by immediate, inserting zeroes, each element of the source vector, and place the results in the corresponding elements of the destination vector. The immediate shift amount is an unsigned value in the range 1 to number of bits per element. This instruction is unpredicated.

SVE
(FEAT_SVE || FEAT_SME)



Encoding

LSR <Zd>.<T>, <Zn>.<T>, #<const>

Decode for this encoding

```
if !IsFeatureImplemented(FEAT_SVE) && !IsFeatureImplemented(FEAT_SME) then
    EndOfDecode(Decode_UNDEF);
constant bits(4) tsize = tszh:tszl;
if tsize == '0000' then EndOfDecode(Decode_UNDEF);
constant integer esize = 8 << HighestSetBit(tsize);
constant integer n = UInt(Zn);
constant integer d = UInt(Zd);
constant integer shift = (2 * esize) - UInt(tsize:imm3);
```

Assembler Symbols

<Zd> Is the name of the destination scalable vector register, encoded in the "Zd" field.

<T> Is the size specifier, encoded in "tszh:tszl":

tszh	tszl	<T>
00	00	RESERVED
00	01	B
00	1x	H
01	xx	S
1x	xx	D

<Zn> Is the name of the source scalable vector register, encoded in the "Zn" field.

<const> Is the immediate shift amount, in the range 1 to number of bits per element, encoded in "tszh:tszl:imm3".

Operation

```
CheckSVEEnabled();
constant integer VL = CurrentVL;
constant integer elements = VL DIV esize;
constant bits(VL) operand1 = Z[n, VL];
bits(VL) result;

for e = 0 to elements-1
    constant bits(esize) element1 = Elem[operand1, e, esize];
    Elem[result, e, esize] = LSR(element1, shift);

Z[d, VL] = result;
```

Operational information

If PSTATE.DIT is 1:

- The execution time of this instruction is independent of:
 - The values of the data supplied in any of its registers.
 - The values of the NZCV flags.
- The response of this instruction to asynchronous exceptions does not vary based on:
 - The values of the data supplied in any of its registers.
 - The values of the NZCV flags.

Internal version only: aarchmrs v2025-03_rel, pseudocode v2025-03_rel ; Build timestamp: 2025-03-21T17:41

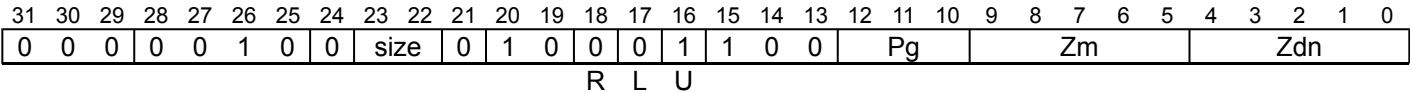
Copyright © 2010-2025 Arm Limited or its affiliates. All rights reserved. This document is Non-Confidential.

LSR (vectors)

Logical shift right by vector (predicated)

Shift right, inserting zeroes, active elements of the first source vector by corresponding elements of the second source vector and destructively place the results in the corresponding elements of the first source vector. The shift amount operand is a vector of unsigned elements in which all bits are significant, and not used modulo the element size. Inactive elements in the destination vector register remain unmodified.

SVE
(FEAT_SVE || FEAT_SME)



Encoding

LSR <Zdn>.<T>, <Pg>/M, <Zdn>.<T>, <Zm>.<T>

Decode for this encoding

```
if !IsFeatureImplemented(FEAT_SVE) && !IsFeatureImplemented(FEAT_SME) then
    EndOfDecode (Decode_UNDEF);
constant integer esize = 8 << UInt(size);
constant integer g = UInt(Pg);
constant integer dn = UInt(Zdn);
constant integer m = UInt(Zm);
```

Assembler Symbols

<Zdn> Is the name of the first source and destination scalable vector register, encoded in the "Zdn" field.

<T> Is the size specifier, encoded in "size":

size	<T>
00	B
01	H
10	S
11	D

<Pg> Is the name of the governing scalable predicate register P0-P7, encoded in the "Pg" field.

<Zm> Is the name of the second source scalable vector register, encoded in the "Zm" field.

Operation

```
CheckSVEEnabled();
constant integer VL = CurrentVL;
constant integer PL = VL DIV 8;
constant integer elements = VL DIV esize;
constant bits(PL) mask = P[g, PL];
constant bits(VL) operand1 = Z[dn, VL];
constant bits(VL) operand2 = if AnyActiveElement(mask, esize) then Z[m, VL] else Zeros(VL);
bits(VL) result;

for e = 0 to elements-1
    if ActivePredicateElement(mask, e, esize) then
        constant bits(esize) element1 = Elem[operand1, e, esize];
        constant bits(esize) element2 = Elem[operand2, e, esize];
        constant integer shift = Min(UInt(element2), esize);
        Elem[result, e, esize] = LSR(element1, shift);
    else
        Elem[result, e, esize] = Elem[operand1, e, esize];

Z[dn, VL] = result;
```

Operational information

If PSTATE.DIT is 1:

- The execution time of this instruction is independent of:
 - The values of the data supplied in any of its operand registers when its governing predicate register contains the same value for each execution.
 - The values of the NZCV flags.
- The response of this instruction to asynchronous exceptions does not vary based on:
 - The values of the data supplied in any of its operand registers when its governing predicate register contains the same value for each execution.
 - The values of the NZCV flags.

This instruction might be immediately preceded in program order by a MOVPRFX instruction. The MOVPRFX must conform to all of the following requirements, otherwise the behavior of the MOVPRFX and this instruction is CONSTRAINED UNPREDICTABLE:

- The MOVPRFX can be predicated or unpredicated.
- A predicated MOVPRFX must use the same governing predicate register as this instruction.
- A predicated MOVPRFX must use the larger of the destination element size and first source element size in the preferred disassembly of this instruction.
- The MOVPRFX must specify the same destination register as this instruction.
- The destination register must not refer to architectural register state referenced by any other source operand register of this instruction.

Internal version only: aarchmrs v2025-03_rel, pseudocode v2025-03_rel ; Build timestamp: 2025-03-21T17:41

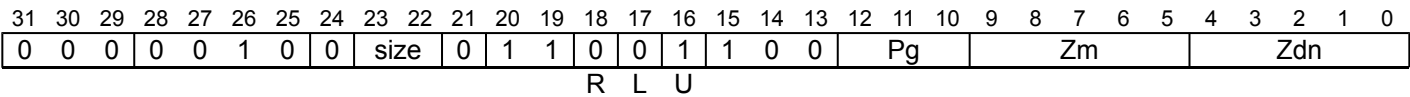
Copyright © 2010-2025 Arm Limited or its affiliates. All rights reserved. This document is Non-Confidential.

LSR (wide elements, predicated)

Logical shift right by 64-bit wide elements (predicated)

Shift right, inserting zeroes, active elements of the first source vector by corresponding overlapping 64-bit elements of the second source vector and destructively place the results in the corresponding elements of the first source vector. The shift amount is a vector of unsigned 64-bit doubleword elements in which all bits are significant, and not used modulo the destination element size. Inactive elements in the destination vector register remain unmodified.

SVE
(FEAT_SVE || FEAT_SME)



Encoding

LSR <Zdn>.<T>, <Pg>/M, <Zdn>.<T>, <Zm>.D

Decode for this encoding

```
if !IsFeatureImplemented(FEAT_SVE) && !IsFeatureImplemented(FEAT_SME) then
    EndOfDecode(Decode_UNDEF);
if size == '11' then EndOfDecode(Decode_UNDEF);
constant integer esize = 8 << UInt(size);
constant integer g = UInt(Pg);
constant integer dn = UInt(Zdn);
constant integer m = UInt(Zm);
```

Assembler Symbols

<Zdn> Is the name of the first source and destination scalable vector register, encoded in the "Zdn" field.

<T> Is the size specifier, encoded in "size":

size	<T>
00	B
01	H
10	S
11	RESERVED

<Pg> Is the name of the governing scalable predicate register P0-P7, encoded in the "Pg" field.

<Zm> Is the name of the second source scalable vector register, encoded in the "Zm" field.

Operation

```
CheckSVEEnabled();
constant integer VL = CurrentVL;
constant integer PL = VL DIV 8;
constant integer elements = VL DIV esize;
constant bits(PL) mask = P[g, PL];
constant bits(VL) operand1 = Z[dn, VL];
constant bits(VL) operand2 = if AnyActiveElement(mask, esize) then Z[m, VL] else Zeros(VL);
bits(VL) result;

for e = 0 to elements-1
    if ActivePredicateElement(mask, e, esize) then
        constant bits(esize) element1 = Elem[operand1, e, esize];
        constant bits(64) element2 = Elem[operand2, (e * esize) DIV 64, 64];
        constant integer shift = Min(UInt(element2), esize);
        Elem[result, e, esize] = LSR(element1, shift);
    else
        Elem[result, e, esize] = Elem[operand1, e, esize];

Z[dn, VL] = result;
```

Operational information

If PSTATE.DIT is 1:

- The execution time of this instruction is independent of:
 - The values of the data supplied in any of its operand registers when its governing predicate register contains the same value for each execution.
 - The values of the NZCV flags.
- The response of this instruction to asynchronous exceptions does not vary based on:
 - The values of the data supplied in any of its operand registers when its governing predicate register contains the same value for each execution.
 - The values of the NZCV flags.

This instruction might be immediately preceded in program order by a MOVPRFX instruction. The MOVPRFX must conform to all of the following requirements, otherwise the behavior of the MOVPRFX and this instruction is CONSTRAINED UNPREDICTABLE:

- The MOVPRFX can be predicated or unpredicated.
- A predicated MOVPRFX must use the same governing predicate register as this instruction.
- A predicated MOVPRFX must use the larger of the destination element size and first source element size in the preferred disassembly of this instruction.
- The MOVPRFX must specify the same destination register as this instruction.
- The destination register must not refer to architectural register state referenced by any other source operand register of this instruction.

Internal version only: aarchmrs v2025-03_rel, pseudocode v2025-03_rel ; Build timestamp: 2025-03-21T17:41

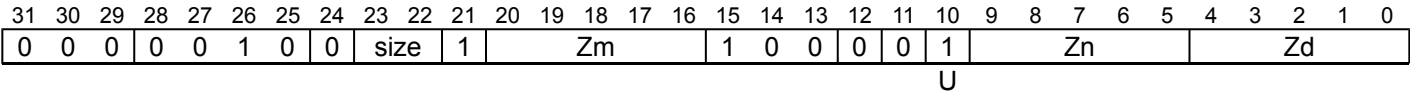
Copyright © 2010-2025 Arm Limited or its affiliates. All rights reserved. This document is Non-Confidential.

LSR (wide elements, unpredicated)

Logical shift right by 64-bit wide elements (unpredicated)

Shift right, inserting zeroes, all elements of the first source vector by corresponding overlapping 64-bit elements of the second source vector and place the first in the corresponding elements of the destination vector. The shift amount is a vector of unsigned 64-bit doubleword elements in which all bits are significant, and not used modulo the destination element size. This instruction is unpredicated.

SVE
(FEAT_SVE || FEAT_SME)



Encoding

LSR <Zd>.<T>, <Zn>.<T>, <Zm>.<D>

Decode for this encoding

```
if !IsFeatureImplemented(FEAT_SVE) && !IsFeatureImplemented(FEAT_SME) then
    EndOfDecode(Decode_UNDEF);
if size == '11' then EndOfDecode(Decode_UNDEF);
constant integer esize = 8 << UInt(size);
constant integer n = UInt(Zn);
constant integer m = UInt(Zm);
constant integer d = UInt(Zd);
```

Assembler Symbols

<Zd> Is the name of the destination scalable vector register, encoded in the "Zd" field.

<T> Is the size specifier, encoded in "size":

size	<T>
00	B
01	H
10	S
11	RESERVED

<Zn> Is the name of the first source scalable vector register, encoded in the "Zn" field.

<Zm> Is the name of the second source scalable vector register, encoded in the "Zm" field.

Operation

```
CheckSVEEnabled();
constant integer VL = CurrentVL;
constant integer elements = VL DIV esize;
constant bits(VL) operand1 = Z[n, VL];
constant bits(VL) operand2 = Z[m, VL];
bits(VL) result;

for e = 0 to elements-1
    constant bits(esize) element1 = Elem[operand1, e, esize];
    constant bits(64) element2 = Elem[operand2, (e * esize) DIV 64, 64];
    constant integer shift = Min(UInt(element2), esize);
    Elem[result, e, esize] = LSR(element1, shift);

Z[d, VL] = result;
```

Operational information

If PSTATE.DIT is 1:

- The execution time of this instruction is independent of:
 - The values of the data supplied in any of its registers.
 - The values of the NZCV flags.
- The response of this instruction to asynchronous exceptions does not vary based on:
 - The values of the data supplied in any of its registers.
 - The values of the NZCV flags.

Internal version only: aarchmrs v2025-03_rel, pseudocode v2025-03_rel ; Build timestamp: 2025-03-21T17:41

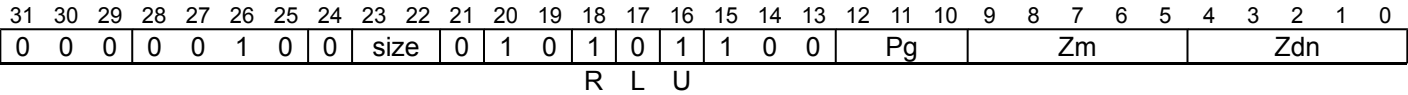
Copyright © 2010-2025 Arm Limited or its affiliates. All rights reserved. This document is Non-Confidential.

LSRR

Reversed logical shift right by vector (predicated)

Reversed shift right, inserting zeroes, active elements of the second source vector by corresponding elements of the first source vector and destructively place the results in the corresponding elements of the first source vector. The shift amount operand is a vector of unsigned elements in which all bits are significant, and not used modulo the element size. Inactive elements in the destination vector register remain unmodified.

SVE (FEAT_SVE || FEAT_SME)



Encoding

LSRR <Zdn>.<T>, <Pg>/M, <Zdn>.<T>, <Zm>.<T>

Decode for this encoding

```
if !IsFeatureImplemented(FEAT_SVE) && !IsFeatureImplemented(FEAT_SME) then
    EndOfDecode(Decode_UNDEF);
constant integer esize = 8 << UInt(size);
constant integer g = UInt(Pg);
constant integer dn = UInt(Zdn);
constant integer m = UInt(Zm);
```

Assembler Symbols

<Zdn> Is the name of the first source and destination scalable vector register, encoded in the "Zdn" field.

<T> Is the size specifier, encoded in "size":

size	<T>
00	B
01	H
10	S
11	D

<Pg> Is the name of the governing scalable predicate register P0-P7, encoded in the "Pg" field.

<Zm> Is the name of the second source scalable vector register, encoded in the "Zm" field.

Operation

```
CheckSVEEnabled();
constant integer VL = CurrentVL;
constant integer PL = VL DIV 8;
constant integer elements = VL DIV esize;
constant bits(PL) mask = P[g, PL];
constant bits(VL) operand1 = Z[dn, VL];
constant bits(VL) operand2 = if AnyActiveElement(mask, esize) then Z[m, VL] else Zeros(VL);
bits(VL) result;

for e = 0 to elements-1
    if ActivePredicateElement(mask, e, esize) then
        constant bits(esize) element1 = Elem[operand1, e, esize];
        constant bits(esize) element2 = Elem[operand2, e, esize];
        constant integer shift = Min(UInt(element1), esize);
        Elem[result, e, esize] = LSR(element2, shift);
    else
        Elem[result, e, esize] = Elem[operand1, e, esize];

Z[dn, VL] = result;
```

Operational information

If PSTATE.DIT is 1:

- The execution time of this instruction is independent of:
 - The values of the data supplied in any of its operand registers when its governing predicate register contains the same value for each execution.
 - The values of the NZCV flags.
- The response of this instruction to asynchronous exceptions does not vary based on:
 - The values of the data supplied in any of its operand registers when its governing predicate register contains the same value for each execution.
 - The values of the NZCV flags.

This instruction might be immediately preceded in program order by a MOVPRFX instruction. The MOVPRFX must conform to all of the following requirements, otherwise the behavior of the MOVPRFX and this instruction is CONSTRAINED UNPREDICTABLE:

- The MOVPRFX can be predicated or unpredicated.
- A predicated MOVPRFX must use the same governing predicate register as this instruction.
- A predicated MOVPRFX must use the larger of the destination element size and first source element size in the preferred disassembly of this instruction.
- The MOVPRFX must specify the same destination register as this instruction.
- The destination register must not refer to architectural register state referenced by any other source operand register of this instruction.

Internal version only: aarchmrs v2025-03_rel, pseudocode v2025-03_rel ; Build timestamp: 2025-03-21T17:41

Copyright © 2010-2025 Arm Limited or its affiliates. All rights reserved. This document is Non-Confidential.

LUTI2 (8-bit and 16-bit)

Lookup table read with 2-bit indices (8-bit and 16-bit)

This instruction copies indexed 8-bit or 16-bit elements from the low 128 bits of the table vector to the destination vector using packed 2-bit indices from a segment of the source vector. A segment corresponds to a portion of the source vector that is consumed in order to fill the destination vector. The segment is selected by the vector segment index. This instruction is unpredicated. It has encodings from 2 classes: [Byte](#) and [Halfword](#)

Byte

((FEAT_SVE2 || FEAT_SME2) && FEAT_LUT)

31	30	29	28	27	26	25	24	23	22	21	20	19	18	17	16	15	14	13	12	11	10	9	8	7	6	5	4	3	2	1	0
0	1	0	0	0	1	0	1	i2	1				Zm			1	0	1	1	0	0				Zn				Zd		

Encoding

LUTI2 <Zd>.B, { <Zn>.B }, <Zm>[<index>]

Decode for this encoding

```
if ((!IsFeatureImplemented(FEAT_SVE2) && !IsFeatureImplemented(FEAT_SME2)) ||
    !IsFeatureImplemented(FEAT_LUT)) then EndOfDecode(Decode_UNDEF);
constant integer isize = 2;
constant integer esize = 8;
constant integer m = UInt(Zm);
constant integer n = UInt(Zn);
constant integer d = UInt(Zd);
constant integer part = UInt(i2);
```

Halfword

((FEAT_SVE2 || FEAT_SME2) && FEAT_LUT)

31	30	29	28	27	26	25	24	23	22	21	20	19	18	17	16	15	14	13	12	11	10	9	8	7	6	5	4	3	2	1	0
0	1	0	0	0	1	0	1	i3h	1				Zm			1	0	1	i3l	1	0				Zn				Zd		

Encoding

LUTI2 <Zd>.H, { <Zn>.H }, <Zm>[<index>]

Decode for this encoding

```
if ((!IsFeatureImplemented(FEAT_SVE2) && !IsFeatureImplemented(FEAT_SME2)) ||
    !IsFeatureImplemented(FEAT_LUT)) then EndOfDecode(Decode_UNDEF);
constant integer isize = 2;
constant integer esize = 16;
constant integer m = UInt(Zm);
constant integer n = UInt(Zn);
constant integer d = UInt(Zd);
constant integer part = UInt(i3h:i3l);
```

Assembler Symbols

- <Zd> Is the name of the destination scalable vector register, encoded in the "Zd" field.
- <Zn> Is the name of the table vector register, encoded in the "Zn" field.
- <Zm> Is the name of the source scalable vector register, encoded in the "Zm" field.
- <index> For the "Byte" variant: is the vector segment index, in the range 0 to 3, encoded in the "i2" field.
For the "Halfword" variant: is the vector segment index, in the range 0 to 7, encoded in the "i3h:i3l" fields.

Operation

```
if IsFeatureImplemented(FEAT_SME2) then CheckSVEEnabled\(\); else CheckNonStreamingSVEEnabled\(\);
constant integer VL = CurrentVL;
constant integer elements = VL DIV esize;
constant integer ibase = elements * part;
constant bits(VL) indices = Z[m, VL];
constant bits(VL) table = Z[n, VL];
bits(VL) result;

for e = 0 to elements-1
    constant integer index = UInt(Elem[indices, ibase + e, isize]);
    Elem[result, e, esize] = Elem[table, index, esize];

Z[d, VL] = result;
```

Operational information

If PSTATE.DIT is 1:

- The execution time of this instruction is independent of:
 - The values of the data supplied in any of its registers.
 - The values of the NZCV flags.
- The response of this instruction to asynchronous exceptions does not vary based on:
 - The values of the data supplied in any of its registers.
 - The values of the NZCV flags.

Internal version only: aarchmrs v2025-03_rel, pseudocode v2025-03_rel ; Build timestamp: 2025-03-21T17:41

Copyright © 2010-2025 Arm Limited or its affiliates. All rights reserved. This document is Non-Confidential.

LUTi4 (8-bit and 16-bit)

Lookup table read with 4-bit indices (8-bit and 16-bit)

This instruction copies indexed 8-bit or 16-bit elements from the low 128 or 256 bits of the table vector, or from the low 128 bits of the two table vectors to the destination vector using packed 4-bit indices from a segment of the source vector. A segment corresponds to a portion of the source vector that is consumed in order to fill the destination vector. The segment is selected by the vector segment index. This instruction is unpredicated.

It has encodings from 3 classes: [Byte, single register table](#) , [Halfword, two register table](#) and [Halfword, single register table](#)

Byte, single register table

((FEAT_SVE2 || FEAT_SME2) && FEAT_LUT)

31	30	29	28	27	26	25	24	23	22	21	20	19	18	17	16	15	14	13	12	11	10	9	8	7	6	5	4	3	2	1	0
0	1	0	0	0	1	0	1	i1	1	1	Zm				1	0	1	0	0	1	Zn				Zd						

Encoding

LUTi4 <Zd>.B, { <Zn>.B }, <Zm>[<index>]

Decode for this encoding

```
if ((!IsFeatureImplemented(FEAT_SVE2) && !IsFeatureImplemented(FEAT_SME2)) ||
    !IsFeatureImplemented(FEAT_LUT)) then EndOfDecode(Decode_UNDEF);
constant integer isize = 4;
constant integer esize = 8;
constant integer ntblr = 1;
constant integer m = UInt(Zm);
constant integer n = UInt(Zn);
constant integer d = UInt(Zd);
constant integer part = UInt(i1);
```

Halfword, two register table

((FEAT_SVE2 || FEAT_SME2) && FEAT_LUT)

31	30	29	28	27	26	25	24	23	22	21	20	19	18	17	16	15	14	13	12	11	10	9	8	7	6	5	4	3	2	1	0
0	1	0	0	0	1	0	1	i2	1	Zm				1	0	1	1	0	1	Zn				Zd							
op																															

Encoding

LUTi4 <Zd>.H, { <Zn1>.H, <Zn2>.H }, <Zm>[<index>]

Decode for this encoding

```
if ((!IsFeatureImplemented(FEAT_SVE2) && !IsFeatureImplemented(FEAT_SME2)) ||
    !IsFeatureImplemented(FEAT_LUT)) then EndOfDecode(Decode_UNDEF);
constant integer isize = 4;
constant integer esize = 16;
constant integer ntblr = 2;
constant integer m = UInt(Zm);
constant integer n = UInt(Zn);
constant integer d = UInt(Zd);
constant integer part = UInt(i2);
```

Halfword, single register table

((FEAT_SVE2 || FEAT_SME2) && FEAT_LUT)

31	30	29	28	27	26	25	24	23	22	21	20	19	18	17	16	15	14	13	12	11	10	9	8	7	6	5	4	3	2	1	0
0	1	0	0	0	1	0	1	i2	1	Zm				1	0	1	1	1	1	Zn				Zd							
op																															

Encoding

LUTi4 <Zd>.H, { <Zn>.H }, <Zm>[<index>]

Decode for this encoding

```
if ((!IsFeatureImplemented(FEAT_SVE2) && !IsFeatureImplemented(FEAT_SME2)) ||
    !IsFeatureImplemented(FEAT_LUT)) then EndOfDecode(Decode_UNDEF);
if MaxImplementedAnyVL() < 256 then EndOfDecode(Decode_UNDEF);
constant integer isize = 4;
constant integer esize = 16;
constant integer ntblr = 1;
constant integer m = UInt(Zm);
constant integer n = UInt(Zn);
constant integer d = UInt(Zd);
constant integer part = UInt(i2);
```

Assembler Symbols

<Zd>	Is the name of the destination scalable vector register, encoded in the "Zd" field.
<Zn>	Is the name of the table vector register, encoded in the "Zn" field.
<Zm>	Is the name of the source scalable vector register, encoded in the "Zm" field.
<index>	For the "Byte, single register table" variant: is the vector segment index, in the range 0 to 1, encoded in the "i1" field. For the "Halfword, single register table" and "Halfword, two register table" variants: is the vector segment index, in the range 0 to 3, encoded in the "i2" field.
<Zn1>	Is the name of the first table vector register, encoded as "Zn".
<Zn2>	Is the name of the second table vector register, encoded as "Zn" plus 1 modulo 32.

Operation

```
if IsFeatureImplemented(FEAT_SME2) then CheckSVEEnabled(); else CheckNonStreamingSVEEnabled();
constant integer VL = CurrentVL;
if ntblr == 1 && esize == 16 && VL < 256 then EndOfDecode(Decode_UNDEF);
constant integer elements = VL DIV esize;
constant integer tablesize = if ntblr == 1 && esize == 16 then 256 else 128;
constant integer eltsptable = tablesize DIV esize;
constant integer ibase = elements * part;
constant bits(VL) indices = Z[m, VL];
constant bits(VL) table1 = Z[n+0, VL];
constant bits(VL) table2 = if ntblr == 2 then Z[(n+1) MOD 32, VL] else Zeros(VL);
bits(VL) result;
bits(esize) res;

for e = 0 to elements-1
    constant integer index = UInt(Elem[indices, ibase + e, isize]);
    if index < eltsptable then
        res = Elem[table1, index, esize];
    else
        assert ntblr == 2;
        res = Elem[table2, index - eltsptable, esize];
        Elem[result, e, esize] = res;

Z[d, VL] = result;
```

Operational information

If PSTATE.DIT is 1:

- The execution time of this instruction is independent of:
 - The values of the data supplied in any of its registers.
 - The values of the NZCV flags.
- The response of this instruction to asynchronous exceptions does not vary based on:
 - The values of the data supplied in any of its registers.

- The values of the NZCV flags.

Internal version only: aarchmrs v2025-03_rel, pseudocode v2025-03_rel ; Build timestamp: 2025-03-21T17:41

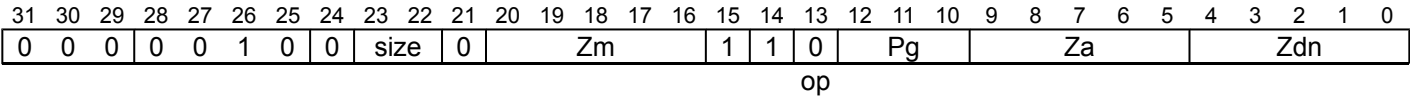
Copyright © 2010-2025 Arm Limited or its affiliates. All rights reserved. This document is Non-Confidential.

MAD

Multiply-add vectors (predicated), writing multiplicand [$Z_{dn} = Z_a + Z_{dn} * Z_m$]

Multiply the corresponding active elements of the first and second source vectors and add to elements of the third (addend) vector. Destructively place the results in the destination and first source (multiplicand) vector. Inactive elements in the destination vector register remain unmodified.

SVE
(FEAT_SVE || FEAT_SME)



Encoding

MAD <Zdn>.<T>, <Pg>/M, <Zm>.<T>, <Za>.<T>

Decode for this encoding

```
if !IsFeatureImplemented(FEAT_SVE) && !IsFeatureImplemented(FEAT_SME) then
    EndOfDecode(Decode_UNDEF);
constant integer esize = 8 << UInt(size);
constant integer g = UInt(Pg);
constant integer dn = UInt(Zdn);
constant integer m = UInt(Zm);
constant integer a = UInt(Za);
constant boolean sub_op = FALSE;
```

Assembler Symbols

<Zdn> Is the name of the first source and destination scalable vector register, encoded in the "Zdn" field.

<T> Is the size specifier, encoded in "size":

size	<T>
00	B
01	H
10	S
11	D

<Pg> Is the name of the governing scalable predicate register P0-P7, encoded in the "Pg" field.

<Zm> Is the name of the second source scalable vector register, encoded in the "Zm" field.

<Za> Is the name of the third source scalable vector register, encoded in the "Za" field.

Operation

```
CheckSVEEnabled();
constant integer VL = CurrentVL;
constant integer PL = VL DIV 8;
constant integer elements = VL DIV esize;
constant bits(PL) mask = P[g, PL];
constant bits(VL) operand1 = Z[dn, VL];
constant bits(VL) operand2 = if AnyActiveElement(mask, esize) then Z[m, VL] else Zeros(VL);
constant bits(VL) operand3 = if AnyActiveElement(mask, esize) then Z[a, VL] else Zeros(VL);
bits(VL) result;

for e = 0 to elements-1
    if ActivePredicateElement(mask, e, esize) then
        constant integer element1 = UInt(Elem[operand1, e, esize]);
        constant integer element2 = UInt(Elem[operand2, e, esize]);
        constant integer product = element1 * element2;
        if sub_op then
            Elem[result, e, esize] = Elem[operand3, e, esize] - product;
        else
            Elem[result, e, esize] = Elem[operand3, e, esize] + product;
    else
        Elem[result, e, esize] = Elem[operand1, e, esize];

Z[dn, VL] = result;
```

Operational information

If PSTATE.DIT is 1:

- The execution time of this instruction is independent of:
 - The values of the data supplied in any of its operand registers when its governing predicate register contains the same value for each execution.
 - The values of the NZCV flags.
- The response of this instruction to asynchronous exceptions does not vary based on:
 - The values of the data supplied in any of its operand registers when its governing predicate register contains the same value for each execution.
 - The values of the NZCV flags.

This instruction might be immediately preceded in program order by a MOVPRFX instruction. The MOVPRFX must conform to all of the following requirements, otherwise the behavior of the MOVPRFX and this instruction is CONSTRAINED UNPREDICTABLE:

- The MOVPRFX can be predicated or unpredicated.
- A predicated MOVPRFX must use the same governing predicate register as this instruction.
- A predicated MOVPRFX must use the larger of the destination element size and first source element size in the preferred disassembly of this instruction.
- The MOVPRFX must specify the same destination register as this instruction.
- The destination register must not refer to architectural register state referenced by any other source operand register of this instruction.

Internal version only: aarchmrs v2025-03_rel, pseudocode v2025-03_rel ; Build timestamp: 2025-03-21T17:41

Copyright © 2010-2025 Arm Limited or its affiliates. All rights reserved. This document is Non-Confidential.

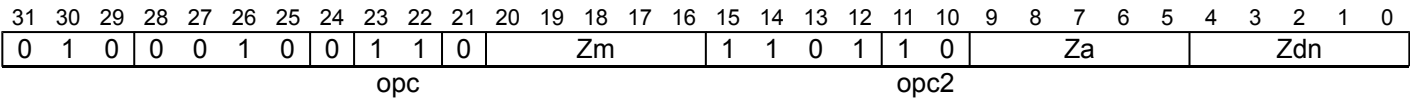
MADPT

Multiply-add checked pointer vectors, writing multiplicand [$Z_{dn} = Z_a + Z_{dn} * Z_m$]

Multiply with overflow check the elements of the first and second source vectors and add with pointer check to elements of the third (addend) vector. Destructively place the results in the destination and first source (multiplicand) vector.

This instruction is illegal when executed in Streaming SVE mode, unless FEAT_SME_FA64 is implemented and enabled.

SVE2 (FEAT_SVE && FEAT_CPA)



Encoding

MADPT <Zdn>.D, <Zm>.D, <Za>.D

Decode for this encoding

```
if !IsFeatureImplemented(FEAT_SVE) || !IsFeatureImplemented(FEAT_CPA) then
    EndOfDecode(Decode_UNDEF);
constant integer dn = UInt(Zdn);
constant integer m  = UInt(Zm);
constant integer a  = UInt(Za);
```

Assembler Symbols

- <Zdn> Is the name of the first source and destination scalable vector register, encoded in the "Zdn" field.
- <Zm> Is the name of the second source scalable vector register, encoded in the "Zm" field.
- <Za> Is the name of the third source scalable vector register, encoded in the "Za" field.

Operation

```
CheckNonStreamingSVEEnabled();
constant integer VL = CurrentVL;
constant integer elements = VL DIV 64;
constant bits(VL) operand1 = Z[dn, VL];
constant bits(VL) operand2 = Z[m, VL];
constant bits(VL) operand3 = Z[a, VL];
bits(VL) result;

for e = 0 to elements-1
    constant integer element1 = SInt(Elem[operand1, e, 64]);
    constant integer element2 = SInt(Elem[operand2, e, 64]);
    constant integer product = element1 * element2;
    constant boolean overflow = (product != SInt(product<63:0>));
    constant bits(64) addend = Elem[operand3, e, 64];
    Elem[result, e, 64] = PointerMultiplyAddCheck(addend + product, addend, overflow);
Z[dn, VL] = result;
```

Operational information

This instruction might be immediately preceded in program order by a MOVPRFX instruction. The MOVPRFX must conform to all of the following requirements, otherwise the behavior of the MOVPRFX and this instruction is CONSTRAINED UNPREDICTABLE:

- The MOVPRFX must be unpredicated.
- The MOVPRFX must specify the same destination register as this instruction.
- The destination register must not refer to architectural register state referenced by any other source operand register of this instruction.

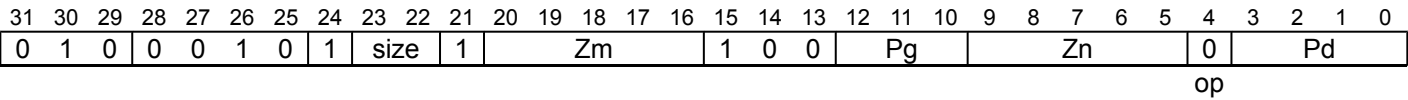
MATCH

Detect any matching elements, setting the condition flags

This instruction compares each active 8-bit or 16-bit character in the first source vector with all of the characters in the corresponding 128-bit segment of the second source vector. Where the first source element detects any matching characters in the second segment it places true in the corresponding element of the destination predicate, otherwise false. Inactive elements in the destination predicate register are set to zero. Sets the First (N), None (Z), !Last (C) condition flags based on the predicate result, and the V flag to zero.

This instruction is illegal when executed in Streaming SVE mode, unless FEAT_SME_FA64 is implemented and enabled.

SVE2
(FEAT_SVE2)



Encoding

```
MATCH <Pd>.<T>, <Pg>/Z, <Zn>.<T>, <Zm>.<T>
```

Decode for this encoding

```
if !IsFeatureImplemented(FEAT_SVE2) then EndOfDecode(Decode_UNDEF);
if size IN {'1x'} then EndOfDecode(Decode_UNDEF);
constant integer esize = 8 << UInt(size);
constant integer g = UInt(Pg);
constant integer d = UInt(Pd);
constant integer n = UInt(Zn);
constant integer m = UInt(Zm);
```

Assembler Symbols

<Pd> Is the name of the destination scalable predicate register, encoded in the "Pd" field.

<T> Is the size specifier, encoded in “size<0>”:

size<0>	<T>
0	B
1	H

<Pg> Is the name of the governing scalable predicate register P0-P7, encoded in the "Pg" field.

<Zn> Is the name of the first source scalable vector register, encoded in the "Zn" field.

<Zm> Is the name of the second source scalable vector register, encoded in the "Zm" field.

Operation

```
CheckNonStreamingSVEEnabled();
constant integer VL = CurrentVL;
constant integer PL = VL DIV 8;
constant integer elements = VL DIV esize;
constant integer eltspersegment = 128 DIV esize;
constant bits(PL) mask = P[g, PL];
constant bits(VL) operand1 = if AnyActiveElement(mask, esize) then Z[n, VL] else Zeros(VL);
constant bits(VL) operand2 = if AnyActiveElement(mask, esize) then Z[m, VL] else Zeros(VL);
bits(PL) result;
constant integer psize = esize DIV 8;

for e = 0 to elements-1
    if ActivePredicateElement(mask, e, esize) then
        constant integer segmentbase = e - (e MOD eltspersegment);
        Elem[result, e, psize] = ZeroExtend('0', psize);
        constant bits(esize) element1 = Elem[operand1, e, esize];
        for i = segmentbase to (segmentbase + eltspersegment) - 1
            constant bits(esize) element2 = Elem[operand2, i, esize];
            if element1 == element2 then
                Elem[result, e, psize] = ZeroExtend('1', psize);
    else
        Elem[result, e, psize] = ZeroExtend('0', psize);

PSTATE.<N,Z,C,V> = PredTest(mask, result, esize);
P[d, PL] = result;
```

Internal version only: aarchmrs v2025-03_rel, pseudocode v2025-03_rel ; Build timestamp: 2025-03-21T17:41

Copyright © 2010-2025 Arm Limited or its affiliates. All rights reserved. This document is Non-Confidential.

MLA (indexed)

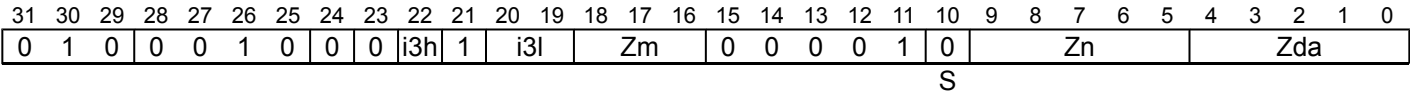
Multiply-add to accumulator (indexed)

Multiply all integer elements within each 128-bit segment of the first source vector by the specified element in the corresponding second source vector segment. The products are then destructively added to the corresponding elements of the addend and destination vector.

The elements within the second source vector are specified using an immediate index which selects the same element position within each 128-bit vector segment. The index range is from 0 to one less than the number of elements per 128-bit segment. This instruction is unpredicated.

It has encodings from 3 classes: 16-bit , 32-bit and 64-bit

16-bit
(FEAT_SVE2 || FEAT_SME)



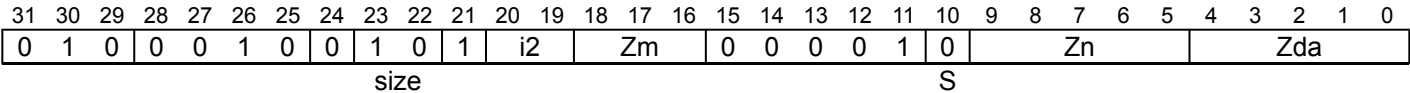
Encoding

```
MLA <Zda>.H, <Zn>.H, <Zm>.H[<imm>]
```

Decode for this encoding

```
if !IsFeatureImplemented(FEAT_SVE2) && !IsFeatureImplemented(FEAT_SME) then
    EndOfDecode(Decode_UNDEF);
constant integer esize = 16;
constant integer index = UInt(i3h:i3l);
constant integer n = UInt(Zn);
constant integer m = UInt(Zm);
constant integer da = UInt(Zda);
```

32-bit
(FEAT_SVE2 || FEAT_SME)



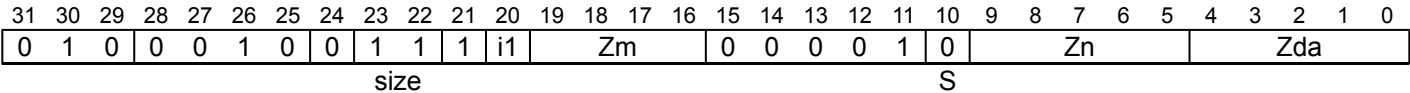
Encoding

```
MLA <Zda>.S, <Zn>.S, <Zm>.S[<imm>]
```

Decode for this encoding

```
if !IsFeatureImplemented(FEAT_SVE2) && !IsFeatureImplemented(FEAT_SME) then
    EndOfDecode(Decode_UNDEF);
constant integer esize = 32;
constant integer index = UInt(i2);
constant integer n = UInt(Zn);
constant integer m = UInt(Zm);
constant integer da = UInt(Zda);
```

64-bit
(FEAT_SVE2 || FEAT_SME)



Encoding

MLA <Zda>.D, <Zn>.D, <Zm>.D[<imm>]

Decode for this encoding

```
if !IsFeatureImplemented(FEAT_SVE2) && !IsFeatureImplemented(FEAT_SME) then
    EndOfDecode(Decode_UNDEF);
constant integer esize = 64;
constant integer index = UInt(i1);
constant integer n = UInt(Zn);
constant integer m = UInt(Zm);
constant integer da = UInt(Zda);
```

Assembler Symbols

<Zda>	Is the name of the third source and destination scalable vector register, encoded in the "Zda" field.
<Zn>	Is the name of the first source scalable vector register, encoded in the "Zn" field.
<Zm>	For the "16-bit" and "32-bit" variants: is the name of the second source scalable vector register Z0-Z7, encoded in the "Zm" field. For the "64-bit" variant: is the name of the second source scalable vector register Z0-Z15, encoded in the "Zm" field.
<imm>	For the "16-bit" variant: is the element index, in the range 0 to 7, encoded in the "i3h:i3l" fields. For the "32-bit" variant: is the element index, in the range 0 to 3, encoded in the "i2" field. For the "64-bit" variant: is the element index, in the range 0 to 1, encoded in the "i1" field.

Operation

```
CheckSVEEnabled();
constant integer VL = CurrentVL;
constant integer elements = VL DIV esize;
constant integer eltsperssegment = 128 DIV esize;
constant bits(VL) operand1 = Z[n, VL];
constant bits(VL) operand2 = Z[m, VL];
bits(VL) result = Z[da, VL];

for e = 0 to elements-1
    constant integer segmentbase = e - (e MOD eltsperssegment);
    constant integer s = segmentbase + index;
    constant integer element1 = UInt(Elem[operand1, e, esize]);
    constant integer element2 = UInt(Elem[operand2, s, esize]);
    constant bits(esize) product = (element1 * element2)<esize-1:0>;
    Elem[result, e, esize] = Elem[result, e, esize] + product;

Z[da, VL] = result;
```

Operational information

If PSTATE.DIT is 1:

- The execution time of this instruction is independent of:
 - The values of the data supplied in any of its registers.
 - The values of the NZCV flags.
- The response of this instruction to asynchronous exceptions does not vary based on:
 - The values of the data supplied in any of its registers.
 - The values of the NZCV flags.

This instruction might be immediately preceded in program order by a MOVPRFX instruction. The MOVPRFX must conform to all of the following requirements, otherwise the behavior of the MOVPRFX and this instruction is CONSTRAINED UNPREDICTABLE:

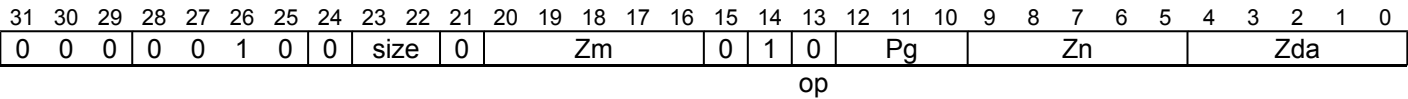
- The MOVPRFX must be unpredicated.
- The MOVPRFX must specify the same destination register as this instruction.
- The destination register must not refer to architectural register state referenced by any other source operand register of this instruction.

MLA (vectors)

Multiply-add vectors (predicated), writing addend [Zda = Zda + Zn * Zm]

Multiply the corresponding active elements of the first and second source vectors and add to elements of the third source (addend) vector. Destructively place the results in the destination and third source (addend) vector. Inactive elements in the destination vector register remain unmodified.

SVE
(FEAT_SVE || FEAT_SME)



Encoding

MLA <Zda>.<T>, <Pg>/M, <Zn>.<T>, <Zm>.<T>

Decode for this encoding

```
if !IsFeatureImplemented(FEAT_SVE) && !IsFeatureImplemented(FEAT_SME) then
    EndOfDecode(Decode_UNDEF);
constant integer esize = 8 << UInt(size);
constant integer g = UInt(Pg);
constant integer n = UInt(Zn);
constant integer m = UInt(Zm);
constant integer da = UInt(Zda);
constant boolean sub_op = FALSE;
```

Assembler Symbols

<Zda> Is the name of the third source and destination scalable vector register, encoded in the "Zda" field.

<T> Is the size specifier, encoded in "size":

size	<T>
00	B
01	H
10	S
11	D

<Pg> Is the name of the governing scalable predicate register P0-P7, encoded in the "Pg" field.

<Zn> Is the name of the first source scalable vector register, encoded in the "Zn" field.

<Zm> Is the name of the second source scalable vector register, encoded in the "Zm" field.

Operation

```
CheckSVEEnabled();
constant integer VL = CurrentVL;
constant integer PL = VL DIV 8;
constant integer elements = VL DIV esize;
constant bits(PL) mask = P[g, PL];
constant bits(VL) operand1 = if AnyActiveElement(mask, esize) then Z[n, VL] else Zeros(VL);
constant bits(VL) operand2 = if AnyActiveElement(mask, esize) then Z[m, VL] else Zeros(VL);
constant bits(VL) operand3 = Z[da, VL];
bits(VL) result;

for e = 0 to elements-1
    if ActivePredicateElement(mask, e, esize) then
        constant integer element1 = UInt(Elem[operand1, e, esize]);
        constant integer element2 = UInt(Elem[operand2, e, esize]);
        constant integer product = element1 * element2;
        if sub_op then
            Elem[result, e, esize] = Elem[operand3, e, esize] - product;
        else
            Elem[result, e, esize] = Elem[operand3, e, esize] + product;
    else
        Elem[result, e, esize] = Elem[operand3, e, esize];

Z[da, VL] = result;
```

Operational information

If PSTATE.DIT is 1:

- The execution time of this instruction is independent of:
 - The values of the data supplied in any of its operand registers when its governing predicate register contains the same value for each execution.
 - The values of the NZCV flags.
- The response of this instruction to asynchronous exceptions does not vary based on:
 - The values of the data supplied in any of its operand registers when its governing predicate register contains the same value for each execution.
 - The values of the NZCV flags.

This instruction might be immediately preceded in program order by a MOVPRFX instruction. The MOVPRFX must conform to all of the following requirements, otherwise the behavior of the MOVPRFX and this instruction is CONSTRAINED UNPREDICTABLE:

- The MOVPRFX can be predicated or unpredicated.
- A predicated MOVPRFX must use the same governing predicate register as this instruction.
- A predicated MOVPRFX must use the larger of the destination element size and first source element size in the preferred disassembly of this instruction.
- The MOVPRFX must specify the same destination register as this instruction.
- The destination register must not refer to architectural register state referenced by any other source operand register of this instruction.

Internal version only: aarchmrs v2025-03_rel, pseudocode v2025-03_rel ; Build timestamp: 2025-03-21T17:41

Copyright © 2010-2025 Arm Limited or its affiliates. All rights reserved. This document is Non-Confidential.

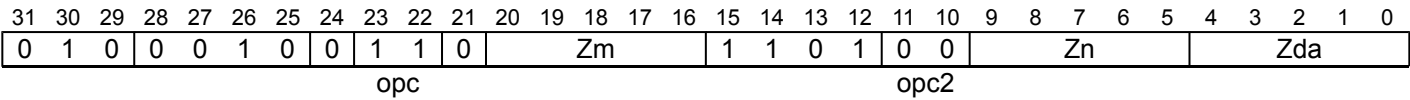
MLAPT

Multiply-add checked pointer vectors, writing addend [$Zda = Zda + Z_n * Z_m$]

Multiply with overflow check the elements of the first and second source vectors and add pointer check to elements of the third source (addend) vector. Destructively place the results in the destination and third source (addend) vector.

This instruction is illegal when executed in Streaming SVE mode, unless FEAT_SME_FA64 is implemented and enabled.

SVE2 (FEAT_SVE && FEAT_CPA)



Encoding

MLAPT <Zda>.D, <Zn>.D, <Zm>.D

Decode for this encoding

```
if !IsFeatureImplemented(FEAT_SVE) || !IsFeatureImplemented(FEAT_CPA) then
    EndOfDecode(Decode_UNDEF);
constant integer n = UInt(Zn);
constant integer m = UInt(Zm);
constant integer da = UInt(Zda);
```

Assembler Symbols

- <Zda> Is the name of the third source and destination scalable vector register, encoded in the "Zda" field.
- <Zn> Is the name of the first source scalable vector register, encoded in the "Zn" field.
- <Zm> Is the name of the second source scalable vector register, encoded in the "Zm" field.

Operation

```
CheckNonStreamingSVEEnabled();
constant integer VL = CurrentVL;
constant integer elements = VL DIV 64;
constant bits(VL) operand1 = Z[n, VL];
constant bits(VL) operand2 = Z[m, VL];
constant bits(VL) operand3 = Z[da, VL];
bits(VL) result;

for e = 0 to elements-1
    constant integer element1 = SInt(Elem[operand1, e, 64]);
    constant integer element2 = SInt(Elem[operand2, e, 64]);
    constant integer product = element1 * element2;
    constant boolean overflow = (product != SInt(product<63:0>));
    constant bits(64) addend = Elem[operand3, e, 64];
    Elem[result, e, 64] = PointerMultiplyAddCheck(addend + product, addend, overflow);
Z[da, VL] = result;
```

Operational information

This instruction might be immediately preceded in program order by a MOVPRFX instruction. The MOVPRFX must conform to all of the following requirements, otherwise the behavior of the MOVPRFX and this instruction is CONSTRAINED UNPREDICTABLE:

- The MOVPRFX must be unpredicated.
- The MOVPRFX must specify the same destination register as this instruction.
- The destination register must not refer to architectural register state referenced by any other source operand register of this instruction.

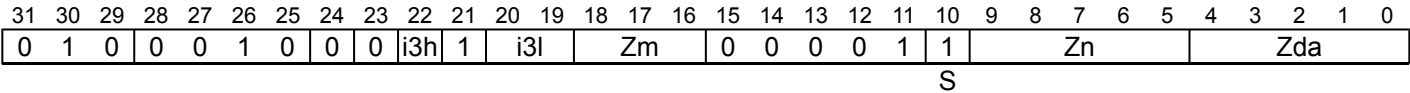
MLS (indexed)

Multiply-subtract from accumulator (indexed)

Multiply all integer elements within each 128-bit segment of the first source vector by the specified element in the corresponding second source vector segment. The products are then destructively subtracted from the corresponding elements of the addend and destination vector. The elements within the second source vector are specified using an immediate index which selects the same element position within each 128-bit vector segment. The index range is from 0 to one less than the number of elements per 128-bit segment. This instruction is unpredicated.

It has encodings from 3 classes: 16-bit , 32-bit and 64-bit

16-bit
(FEAT_SVE2 || FEAT_SME)



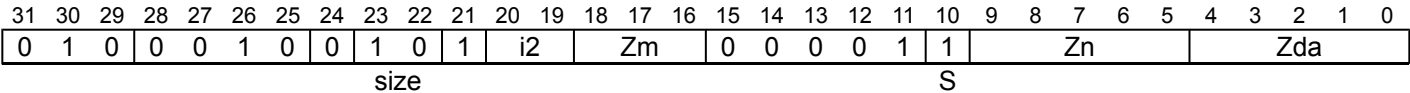
Encoding

MLS <Zda>.H, <Zn>.H, <Zm>.H[<imm>]

Decode for this encoding

```
if !IsFeatureImplemented(FEAT_SVE2) && !IsFeatureImplemented(FEAT_SME) then
    EndOfDecode(Decode_UNDEF);
constant integer esize = 16;
constant integer index = UInt(i3h:i3l);
constant integer n = UInt(Zn);
constant integer m = UInt(Zm);
constant integer da = UInt(Zda);
```

32-bit
(FEAT_SVE2 || FEAT_SME)



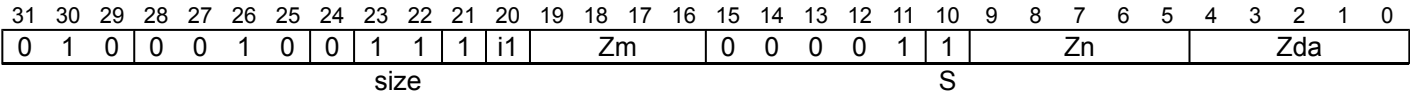
Encoding

MLS <Zda>.S, <Zn>.S, <Zm>.S[<imm>]

Decode for this encoding

```
if !IsFeatureImplemented(FEAT_SVE2) && !IsFeatureImplemented(FEAT_SME) then
    EndOfDecode(Decode_UNDEF);
constant integer esize = 32;
constant integer index = UInt(i2);
constant integer n = UInt(Zn);
constant integer m = UInt(Zm);
constant integer da = UInt(Zda);
```

64-bit
(FEAT_SVE2 || FEAT_SME)



Encoding

MLS <Zda>.D, <Zn>.D, <Zm>.D[<imm>]

Decode for this encoding

```
if !IsFeatureImplemented(FEAT_SVE2) && !IsFeatureImplemented(FEAT_SME) then
    EndOfDecode(Decode_UNDEF);
constant integer esize = 64;
constant integer index = UInt(i1);
constant integer n = UInt(Zn);
constant integer m = UInt(Zm);
constant integer da = UInt(Zda);
```

Assembler Symbols

<Zda>	Is the name of the third source and destination scalable vector register, encoded in the "Zda" field.
<Zn>	Is the name of the first source scalable vector register, encoded in the "Zn" field.
<Zm>	For the "16-bit" and "32-bit" variants: is the name of the second source scalable vector register Z0-Z7, encoded in the "Zm" field. For the "64-bit" variant: is the name of the second source scalable vector register Z0-Z15, encoded in the "Zm" field.
<imm>	For the "16-bit" variant: is the element index, in the range 0 to 7, encoded in the "i3h:i3l" fields. For the "32-bit" variant: is the element index, in the range 0 to 3, encoded in the "i2" field. For the "64-bit" variant: is the element index, in the range 0 to 1, encoded in the "i1" field.

Operation

```
CheckSVEEnabled();
constant integer VL = CurrentVL;
constant integer elements = VL DIV esize;
constant integer eltspersegment = 128 DIV esize;
constant bits(VL) operand1 = Z[n, VL];
constant bits(VL) operand2 = Z[m, VL];
bits(VL) result = Z[da, VL];

for e = 0 to elements-1
    constant integer segmentbase = e - (e MOD eltspersegment);
    constant integer s = segmentbase + index;
    constant integer element1 = UInt(Elem[operand1, e, esize]);
    constant integer element2 = UInt(Elem[operand2, s, esize]);
    constant bits(esize) product = (element1 * element2) < esize-1:0 >;
    Elem[result, e, esize] = Elem[result, e, esize] - product;

Z[da, VL] = result;
```

Operational information

If PSTATE.DIT is 1:

- The execution time of this instruction is independent of:
 - The values of the data supplied in any of its registers.
 - The values of the NZCV flags.
- The response of this instruction to asynchronous exceptions does not vary based on:
 - The values of the data supplied in any of its registers.
 - The values of the NZCV flags.

This instruction might be immediately preceded in program order by a MOVPRFX instruction. The MOVPRFX must conform to all of the following requirements, otherwise the behavior of the MOVPRFX and this instruction is CONSTRAINED UNPREDICTABLE:

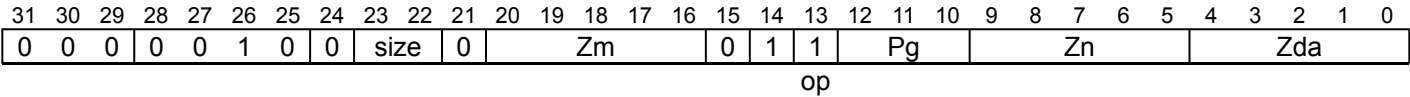
- The MOVPRFX must be unpredicated.
- The MOVPRFX must specify the same destination register as this instruction.
- The destination register must not refer to architectural register state referenced by any other source operand register of this instruction.

MLS (vectors)

Multiply-subtract vectors (predicated), writing addend [Zda = Zda - Zn * Zm]

Multiply the corresponding active elements of the first and second source vectors and subtract from elements of the third source (addend) vector. Destructively place the results in the destination and third source (addend) vector. Inactive elements in the destination vector register remain unmodified.

SVE
(FEAT_SVE || FEAT_SME)



Encoding

MLS <Zda>.<T>, <Pg>/M, <Zn>.<T>, <Zm>.<T>

Decode for this encoding

```
if !IsFeatureImplemented(FEAT_SVE) && !IsFeatureImplemented(FEAT_SME) then
    EndOfDecode(Decode_UNDEF);
constant integer esize = 8 << UInt(size);
constant integer g = UInt(Pg);
constant integer n = UInt(Zn);
constant integer m = UInt(Zm);
constant integer da = UInt(Zda);
constant boolean sub_op = TRUE;
```

Assembler Symbols

<Zda> Is the name of the third source and destination scalable vector register, encoded in the "Zda" field.

<T> Is the size specifier, encoded in "size":

Table with 2 columns: size, <T>. Rows: 00 B, 01 H, 10 S, 11 D.

<Pg> Is the name of the governing scalable predicate register P0-P7, encoded in the "Pg" field.

<Zn> Is the name of the first source scalable vector register, encoded in the "Zn" field.

<Zm> Is the name of the second source scalable vector register, encoded in the "Zm" field.

Operation

```
CheckSVEEnabled();
constant integer VL = CurrentVL;
constant integer PL = VL DIV 8;
constant integer elements = VL DIV esize;
constant bits(PL) mask = P[g, PL];
constant bits(VL) operand1 = if AnyActiveElement(mask, esize) then Z[n, VL] else Zeros(VL);
constant bits(VL) operand2 = if AnyActiveElement(mask, esize) then Z[m, VL] else Zeros(VL);
constant bits(VL) operand3 = Z[da, VL];
bits(VL) result;

for e = 0 to elements-1
    if ActivePredicateElement(mask, e, esize) then
        constant integer element1 = UInt(Elem[operand1, e, esize]);
        constant integer element2 = UInt(Elem[operand2, e, esize]);
        constant integer product = element1 * element2;
        if sub_op then
            Elem[result, e, esize] = Elem[operand3, e, esize] - product;
        else
            Elem[result, e, esize] = Elem[operand3, e, esize] + product;
    else
        Elem[result, e, esize] = Elem[operand3, e, esize];

Z[da, VL] = result;
```

Operational information

If PSTATE.DIT is 1:

- The execution time of this instruction is independent of:
 - The values of the data supplied in any of its operand registers when its governing predicate register contains the same value for each execution.
 - The values of the NZCV flags.
- The response of this instruction to asynchronous exceptions does not vary based on:
 - The values of the data supplied in any of its operand registers when its governing predicate register contains the same value for each execution.
 - The values of the NZCV flags.

This instruction might be immediately preceded in program order by a MOVPRFX instruction. The MOVPRFX must conform to all of the following requirements, otherwise the behavior of the MOVPRFX and this instruction is CONSTRAINED UNPREDICTABLE:

- The MOVPRFX can be predicated or unpredicated.
- A predicated MOVPRFX must use the same governing predicate register as this instruction.
- A predicated MOVPRFX must use the larger of the destination element size and first source element size in the preferred disassembly of this instruction.
- The MOVPRFX must specify the same destination register as this instruction.
- The destination register must not refer to architectural register state referenced by any other source operand register of this instruction.

Internal version only: aarchmrs v2025-03_rel, pseudocode v2025-03_rel ; Build timestamp: 2025-03-21T17:41

Copyright © 2010-2025 Arm Limited or its affiliates. All rights reserved. This document is Non-Confidential.

MOV

Move logical bitmask immediate to vector (unpredicated)

Unconditionally broadcast the logical bitmask immediate into each element of the destination vector. This instruction is unpredicated. The immediate is a 64-bit value consisting of a single run of ones or zeros repeating every 2, 4, 8, 16, 32 or 64 bits.

This is an alias of [DUPM](#). This means:

- The encodings in this description are named to match the encodings of [DUPM](#).
- The description of [DUPM](#) gives the operational pseudocode, any CONSTRAINED UNPREDICTABLE behavior, and any operational information for this instruction.

SVE
(FEAT_SVE || FEAT_SME)

31	30	29	28	27	26	25	24	23	22	21	20	19	18	17	16	15	14	13	12	11	10	9	8	7	6	5	4	3	2	1	0
0	0	0	0	0	1	0	1	1	1	0	0	0	0	imm13														Zd			

Encoding

MOV <Zd>.<T>, #<const>

is equivalent to

DUPM <Zd>.<T>, #<const>

and is the preferred disassembly when `SVEMoveMaskPreferred(imm13)`.

Assembler Symbols

<Zd> Is the name of the destination scalable vector register, encoded in the "Zd" field.

<T> Is the size specifier, encoded in "imm13":

imm13	<T>
0xxxxxx0xxxxx	S
0xxxxxx10xxxx	H
0xxxxxx110xxx	B
0xxxxxx1110xx	B
0xxxxxx11110x	B
0xxxxxx11111x	RESERVED
1xxxxxxxxxxxxx	D

<const> Is a 64, 32, 16 or 8-bit bitmask consisting of replicated 2, 4, 8, 16, 32 or 64 bit fields, each field containing a rotated run of non-zero bits, encoded in the "imm13" field.

Operation

The description of [DUPM](#) gives the operational pseudocode for this instruction.

Operational information

If PSTATE.DIT is 1:

- The execution time of this instruction is independent of:
 - The values of the data supplied in any of its registers.
 - The values of the NZCV flags.
- The response of this instruction to asynchronous exceptions does not vary based on:
 - The values of the data supplied in any of its registers.
 - The values of the NZCV flags.

MOV

Move predicate (unpredicated)

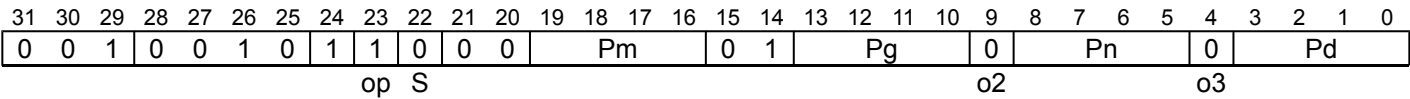
Read all elements from the source predicate and place in the destination predicate. This instruction is unpredicated. Does not set the condition flags. For programmer convenience, an assembler must also accept predicate-as-counter register names for the source and destination predicate registers.

This is an alias of [ORR \(predicates\)](#). This means:

- The encodings in this description are named to match the encodings of [ORR \(predicates\)](#).
- The description of [ORR \(predicates\)](#) gives the operational pseudocode, any CONSTRAINED UNPREDICTABLE behavior, and any operational information for this instruction.

Not setting the condition flags

(FEAT_SVE || FEAT_SME)



Encoding

MOV <Pd>.B, <Pn>.B

is equivalent to

ORR <Pd>.B, <Pn>/Z, <Pn>.B, <Pn>.B

and is the preferred disassembly when `S == '0' && Pn == Pm && Pm == Pg`.

Assembler Symbols

- <Pd> Is the name of the destination scalable predicate register, encoded in the "Pd" field.
- <Pn> Is the name of the source scalable predicate register, encoded in the "Pn" field.

Operation

The description of [ORR \(predicates\)](#) gives the operational pseudocode for this instruction.

Operational information

If PSTATE.DIT is 1:

- The execution time of this instruction is independent of:
 - The values of the data supplied in any of its operand registers when its governing predicate register contains the same value for each execution.
 - The values of the NZCV flags.
- The response of this instruction to asynchronous exceptions does not vary based on:
 - The values of the data supplied in any of its operand registers when its governing predicate register contains the same value for each execution.
 - The values of the NZCV flags.

MOV (immediate, merging)

Move signed integer immediate to vector elements (merging)

Move a signed integer immediate to each active element in the destination vector. Inactive elements in the destination vector register remain unmodified.

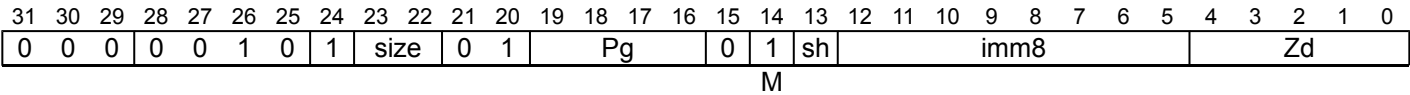
The immediate operand is a signed value in the range -128 to +127, and for element widths of 16 bits or higher it may also be a signed multiple of 256 in the range -32768 to +32512 (excluding 0).

The immediate is encoded in 8 bits with an optional left shift by 8. The preferred disassembly when the shift option is specified is "#<imm8>, LSL #8". However an assembler and disassembler may also allow use of the shifted 16-bit value unless the immediate is 0 and the shift amount is 8, which must be unambiguously described as "#0, LSL #8".

This is an alias of [CPY \(immediate, merging\)](#). This means:

- The encodings in this description are named to match the encodings of [CPY \(immediate, merging\)](#).
- The description of [CPY \(immediate, merging\)](#) gives the operational pseudocode, any CONSTRAINED UNPREDICTABLE behavior, and any operational information for this instruction.

SVE (FEAT_SVE || FEAT_SME)



Encoding

MOV <Zd>.<T>, <Pg>/M, #<imm>{, <shift>}

is equivalent to

CPY <Zd>.<T>, <Pg>/M, #<imm>{, <shift>}

and is always the preferred disassembly.

Assembler Symbols

<Zd> Is the name of the destination scalable vector register, encoded in the "Zd" field.

<T> Is the size specifier, encoded in "size":

size	<T>
00	B
01	H
10	S
11	D

<Pg> Is the name of the governing scalable predicate register, encoded in the "Pg" field.

<imm> Is a signed immediate in the range -128 to 127, encoded in the "imm8" field.

<shift> Is the optional left shift to apply to the immediate, defaulting to LSL #0 and encoded in "sh":

sh	<shift>
0	LSL #0
1	LSL #8

Operation

The description of [CPY \(immediate, merging\)](#) gives the operational pseudocode for this instruction.

Operational information

If PSTATE.DIT is 1:

- The execution time of this instruction is independent of:
 - The values of the data supplied in any of its operand registers when its governing predicate register contains the same value for each execution.
 - The values of the NZCV flags.
- The response of this instruction to asynchronous exceptions does not vary based on:
 - The values of the data supplied in any of its operand registers when its governing predicate register contains the same value for each execution.
 - The values of the NZCV flags.

This instruction might be immediately preceded in program order by a `MOVPRFX` instruction. The `MOVPRFX` must conform to all of the following requirements, otherwise the behavior of the `MOVPRFX` and this instruction is **CONSTRAINED UNPREDICTABLE**:

- The `MOVPRFX` can be predicated or unpredicated.
- A predicated `MOVPRFX` must use the same governing predicate register as this instruction.
- A predicated `MOVPRFX` must use the larger of the destination element size and first source element size in the preferred disassembly of this instruction.
- The `MOVPRFX` must specify the same destination register as this instruction.
- The destination register must not refer to architectural register state referenced by any other source operand register of this instruction.

Internal version only: aarchmrs v2025-03_rel, pseudocode v2025-03_rel ; Build timestamp: 2025-03-21T17:41

Copyright © 2010-2025 Arm Limited or its affiliates. All rights reserved. This document is Non-Confidential.

MOV (immediate, unpredicated)

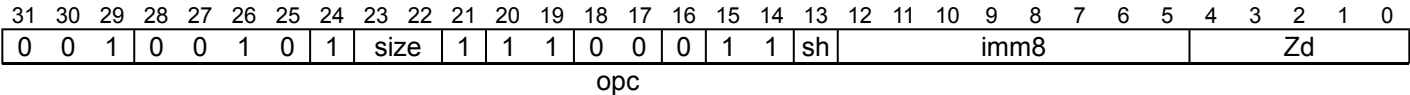
Move signed immediate to vector elements (unpredicated)

Unconditionally broadcast the signed integer immediate into each element of the destination vector. This instruction is unpredicated. The immediate operand is a signed value in the range -128 to +127, and for element widths of 16 bits or higher it may also be a signed multiple of 256 in the range -32768 to +32512 (excluding 0). The immediate is encoded in 8 bits with an optional left shift by 8. The preferred disassembly when the shift option is specified is "**#<imm8>, LSL #8**". However an assembler and disassembler may also allow use of the shifted 16-bit value unless the immediate is 0 and the shift amount is 8, which must be unambiguously described as "**#0, LSL #8**".

This is an alias of [DUP \(immediate\)](#). This means:

- The encodings in this description are named to match the encodings of [DUP \(immediate\)](#).
- The description of [DUP \(immediate\)](#) gives the operational pseudocode, any CONSTRAINED UNPREDICTABLE behavior, and any operational information for this instruction.

SVE (FEAT_SVE || FEAT_SME)



Encoding

MOV <Zd>.<T>, **#<imm>**{, **<shift>**}

is equivalent to

DUP <Zd>.<T>, **#<imm>{, **<shift>**}**

and is always the preferred disassembly.

Assembler Symbols

<Zd> Is the name of the destination scalable vector register, encoded in the "Zd" field.

<T> Is the size specifier, encoded in "size":

size	<T>
00	B
01	H
10	S
11	D

<imm> Is a signed immediate in the range -128 to 127, encoded in the "imm8" field.

<shift> Is the optional left shift to apply to the immediate, defaulting to LSL #0 and encoded in "sh":

sh	<shift>
0	LSL #0
1	LSL #8

Operation

The description of [DUP \(immediate\)](#) gives the operational pseudocode for this instruction.

Operational information

If PSTATE.DIT is 1:

- The execution time of this instruction is independent of:
 - The values of the data supplied in any of its registers.
 - The values of the NZCV flags.
- The response of this instruction to asynchronous exceptions does not vary based on:
 - The values of the data supplied in any of its registers.
 - The values of the NZCV flags.

Internal version only: aarchmrs v2025-03_rel, pseudocode v2025-03_rel ; Build timestamp: 2025-03-21T17:41

Copyright © 2010-2025 Arm Limited or its affiliates. All rights reserved. This document is Non-Confidential.

MOV (immediate, zeroing)

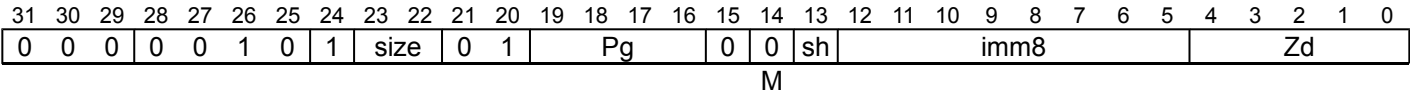
Move signed integer immediate to vector elements (zeroing)

Move a signed integer immediate to each active element in the destination vector. Inactive elements in the destination vector register are set to zero. The immediate operand is a signed value in the range -128 to +127, and for element widths of 16 bits or higher it may also be a signed multiple of 256 in the range -32768 to +32512 (excluding 0). The immediate is encoded in 8 bits with an optional left shift by 8. The preferred disassembly when the shift option is specified is "#<imm8>, LSL #8". However an assembler and disassembler may also allow use of the shifted 16-bit value unless the immediate is 0 and the shift amount is 8, which must be unambiguously described as "#0, LSL #8".

This is an alias of [CPY \(immediate, zeroing\)](#). This means:

- The encodings in this description are named to match the encodings of [CPY \(immediate, zeroing\)](#).
- The description of [CPY \(immediate, zeroing\)](#) gives the operational pseudocode, any CONSTRAINED UNPREDICTABLE behavior, and any operational information for this instruction.

SVE (FEAT_SVE || FEAT_SME)



Encoding

MOV <Zd>.<T>, <Pg>/Z, #<imm>{, <shift>}

is equivalent to

CPY <Zd>.<T>, <Pg>/Z, #<imm>{, <shift>}

and is always the preferred disassembly.

Assembler Symbols

<Zd> Is the name of the destination scalable vector register, encoded in the "Zd" field.

<T> Is the size specifier, encoded in "size":

size	<T>
00	B
01	H
10	S
11	D

<Pg> Is the name of the governing scalable predicate register, encoded in the "Pg" field.

<imm> Is a signed immediate in the range -128 to 127, encoded in the "imm8" field.

<shift> Is the optional left shift to apply to the immediate, defaulting to LSL #0 and encoded in "sh":

sh	<shift>
0	LSL #0
1	LSL #8

Operation

The description of [CPY \(immediate, zeroing\)](#) gives the operational pseudocode for this instruction.

Operational information

If PSTATE.DIT is 1:

- The execution time of this instruction is independent of:
 - The values of the data supplied in any of its operand registers when its governing predicate register contains the same value for each execution.
 - The values of the NZCV flags.
- The response of this instruction to asynchronous exceptions does not vary based on:
 - The values of the data supplied in any of its operand registers when its governing predicate register contains the same value for each execution.
 - The values of the NZCV flags.

Internal version only: aarchmrs v2025-03_rel, pseudocode v2025-03_rel ; Build timestamp: 2025-03-21T17:41

Copyright © 2010-2025 Arm Limited or its affiliates. All rights reserved. This document is Non-Confidential.

MOV (predicate, merging)

Move predicates (merging)

Read active elements from the source predicate and place in the corresponding elements of the destination predicate. Inactive elements in the destination predicate register remain unmodified. Does not set the condition flags.

This is an alias of [SEL \(predicates\)](#). This means:

- The encodings in this description are named to match the encodings of [SEL \(predicates\)](#).
- The description of [SEL \(predicates\)](#) gives the operational pseudocode, any CONSTRAINED UNPREDICTABLE behavior, and any operational information for this instruction.

SVE (FEAT_SVE || FEAT_SME)

31	30	29	28	27	26	25	24	23	22	21	20	19	18	17	16	15	14	13	12	11	10	9	8	7	6	5	4	3	2	1	0
0	0	1	0	0	1	0	1	0	0	0	0	Pm			0	1	Pg			1	Pn			1	Pd						
op S												o2						o3													

Encoding

MOV <Pd>.B, <Pg>/M, <Pn>.B

is equivalent to

SEL <Pd>.B, <Pg>, <Pn>.B, <Pd>.B

and is the preferred disassembly when Pd == Pm.

Assembler Symbols

- <Pd> Is the name of the destination scalable predicate register, encoded in the "Pd" field.
- <Pg> Is the name of the governing scalable predicate register, encoded in the "Pg" field.
- <Pn> Is the name of the source scalable predicate register, encoded in the "Pn" field.

Operation

The description of [SEL \(predicates\)](#) gives the operational pseudocode for this instruction.

Operational information

If PSTATE.DIT is 1:

- The execution time of this instruction is independent of:
 - The values of the data supplied in any of its operand registers when its governing predicate register contains the same value for each execution.
 - The values of the NZCV flags.
- The response of this instruction to asynchronous exceptions does not vary based on:
 - The values of the data supplied in any of its operand registers when its governing predicate register contains the same value for each execution.
 - The values of the NZCV flags.

MOV (predicate, zeroing)

Move predicates (zeroing)

Read active elements from the source predicate and place in the corresponding elements of the destination predicate. Inactive elements in the destination predicate register are set to zero. Does not set the condition flags.

This is an alias of [AND \(predicates\)](#). This means:

- The encodings in this description are named to match the encodings of [AND \(predicates\)](#).
- The description of [AND \(predicates\)](#) gives the operational pseudocode, any CONSTRAINED UNPREDICTABLE behavior, and any operational information for this instruction.

Not setting the condition flags

(FEAT_SVE || FEAT_SME)

31	30	29	28	27	26	25	24	23	22	21	20	19	18	17	16	15	14	13	12	11	10	9	8	7	6	5	4	3	2	1	0
0	0	1	0	0	1	0	1	0	0	0	0	Pm				0	1	Pg				0	Pn				0	Pd			
op S												o2				o3															

Encoding

MOV <Pd>.B, <Pg>/Z, <Pn>.B

is equivalent to

AND <Pd>.B, <Pg>/Z, <Pn>.B, <Pn>.B

and is the preferred disassembly when S == '0' && Pn == Pm.

Assembler Symbols

- <Pd> Is the name of the destination scalable predicate register, encoded in the "Pd" field.
- <Pg> Is the name of the governing scalable predicate register, encoded in the "Pg" field.
- <Pn> Is the name of the source scalable predicate register, encoded in the "Pn" field.

Operation

The description of [AND \(predicates\)](#) gives the operational pseudocode for this instruction.

Operational information

If PSTATE.DIT is 1:

- The execution time of this instruction is independent of:
 - The values of the data supplied in any of its operand registers when its governing predicate register contains the same value for each execution.
 - The values of the NZCV flags.
- The response of this instruction to asynchronous exceptions does not vary based on:
 - The values of the data supplied in any of its operand registers when its governing predicate register contains the same value for each execution.
 - The values of the NZCV flags.

MOV (scalar, predicated)

Move general-purpose register to vector elements (predicated)

Move the general-purpose scalar source register to each active element in the destination vector. Inactive elements in the destination vector register remain unmodified.

This is an alias of [CPY \(scalar\)](#). This means:

- The encodings in this description are named to match the encodings of [CPY \(scalar\)](#).
- The description of [CPY \(scalar\)](#) gives the operational pseudocode, any CONSTRAINED UNPREDICTABLE behavior, and any operational information for this instruction.

SVE (FEAT_SVE || FEAT_SME)

31	30	29	28	27	26	25	24	23	22	21	20	19	18	17	16	15	14	13	12	11	10	9	8	7	6	5	4	3	2	1	0
0	0	0	0	0	1	0	1	size	1	0	1	0	0	0	1	0	1	Pg	Rn				Zd								

Encoding

MOV <Zd>.<T>, <Pg>/M, <R><n | SP>

is equivalent to

CPY <Zd>.<T>, <Pg>/M, <R><n | SP>

and is always the preferred disassembly.

Assembler Symbols

<Zd> Is the name of the destination scalable vector register, encoded in the "Zd" field.

<T> Is the size specifier, encoded in “size”:

size	<T>
00	B
01	H
10	S
11	D

<Pg> Is the name of the governing scalable predicate register P0-P7, encoded in the "Pg" field.

<R> Is a width specifier, encoded in “size”:

size	<R>
00	W
01	W
10	W
11	X

<n|SP> Is the number [0-30] of the general-purpose source register or the name SP (31), encoded in the "Rn" field.

Operation

The description of [CPY \(scalar\)](#) gives the operational pseudocode for this instruction.

Operational information

If PSTATE.DIT is 1:

- The execution time of this instruction is independent of:

- The values of the data supplied in any of its operand registers when its governing predicate register contains the same value for each execution.
- The values of the NZCV flags.
- The response of this instruction to asynchronous exceptions does not vary based on:
 - The values of the data supplied in any of its operand registers when its governing predicate register contains the same value for each execution.
 - The values of the NZCV flags.

This instruction might be immediately preceded in program order by a `MOVPRFX` instruction. The `MOVPRFX` must conform to all of the following requirements, otherwise the behavior of the `MOVPRFX` and this instruction is `CONSTRAINED UNPREDICTABLE`:

- The `MOVPRFX` can be predicated or unpredicated.
- A predicated `MOVPRFX` must use the same governing predicate register as this instruction.
- A predicated `MOVPRFX` must use the larger of the destination element size and first source element size in the preferred disassembly of this instruction.
- The `MOVPRFX` must specify the same destination register as this instruction.
- The destination register must not refer to architectural register state referenced by any other source operand register of this instruction.

Internal version only: aarchmrs v2025-03_rel, pseudocode v2025-03_rel ; Build timestamp: 2025-03-21T17:41

Copyright © 2010-2025 Arm Limited or its affiliates. All rights reserved. This document is Non-Confidential.

MOV (scalar, unpredicated)

Move general-purpose register to vector elements (unpredicated)

Unconditionally broadcast the general-purpose scalar source register into each element of the destination vector. This instruction is unpredicated.

This is an alias of [DUP \(scalar\)](#). This means:

- The encodings in this description are named to match the encodings of [DUP \(scalar\)](#).
- The description of [DUP \(scalar\)](#) gives the operational pseudocode, any CONSTRAINED UNPREDICTABLE behavior, and any operational information for this instruction.

SVE (FEAT_SVE || FEAT_SME)

31	30	29	28	27	26	25	24	23	22	21	20	19	18	17	16	15	14	13	12	11	10	9	8	7	6	5	4	3	2	1	0		
0	0	0	0	0	1	0	1	size	1	0	0	0	0	0	0	0	0	1	1	1	0	Rn						Zd					

Encoding

MOV [<Zd>.<T>](#), [<R><n | SP>](#)

is equivalent to

[DUP <Zd>.<T>](#), [<R><n | SP>](#)

and is always the preferred disassembly.

Assembler Symbols

<Zd> Is the name of the destination scalable vector register, encoded in the "Zd" field.

<T> Is the size specifier, encoded in “size”:

size	<T>
00	B
01	H
10	S
11	D

<R> Is a width specifier, encoded in “size”:

size	<R>
00	W
01	W
10	W
11	X

<n|SP> Is the number [0-30] of the general-purpose source register or the name SP (31), encoded in the "Rn" field.

Operation

The description of [DUP \(scalar\)](#) gives the operational pseudocode for this instruction.

Operational information

If PSTATE.DIT is 1:

- The execution time of this instruction is independent of:
 - The values of the data supplied in any of its registers.
 - The values of the NZCV flags.
- The response of this instruction to asynchronous exceptions does not vary based on:
 - The values of the data supplied in any of its registers.

- The values of the NZCV flags.

Internal version only: aarchmrs v2025-03_rel, pseudocode v2025-03_rel ; Build timestamp: 2025-03-21T17:41

Copyright © 2010-2025 Arm Limited or its affiliates. All rights reserved. This document is Non-Confidential.

MOV (SIMD&FP scalar, predicated)

Move SIMD&FP scalar register to vector elements (predicated)

Move the SIMD & floating-point scalar source register to each active element in the destination vector. Inactive elements in the destination vector register remain unmodified.

This is an alias of [CPY \(SIMD&FP scalar\)](#). This means:

- The encodings in this description are named to match the encodings of [CPY \(SIMD&FP scalar\)](#).
- The description of [CPY \(SIMD&FP scalar\)](#) gives the operational pseudocode, any CONSTRAINED UNPREDICTABLE behavior, and any operational information for this instruction.

SVE (FEAT_SVE || FEAT_SME)

31	30	29	28	27	26	25	24	23	22	21	20	19	18	17	16	15	14	13	12	11	10	9	8	7	6	5	4	3	2	1	0
0	0	0	0	0	1	0	1	size	1	0	0	0	0	0	0	1	0	0	Pg			Vn				Zd					

Encoding

MOV <Zd>.<T>, <Pg>/M, <V><n>

is equivalent to

CPY <Zd>.<T>, <Pg>/M, <V><n>

and is always the preferred disassembly.

Assembler Symbols

<Zd> Is the name of the destination scalable vector register, encoded in the "Zd" field.

<T> Is the size specifier, encoded in “size”:

size	<T>
00	B
01	H
10	S
11	D

<Pg> Is the name of the governing scalable predicate register P0-P7, encoded in the "Pg" field.

<V> Is a width specifier, encoded in “size”:

size	<V>
00	B
01	H
10	S
11	D

<n> Is the number [0-31] of the source SIMD&FP register, encoded in the "Vn" field.

Operation

The description of [CPY \(SIMD&FP scalar\)](#) gives the operational pseudocode for this instruction.

Operational information

If PSTATE.DIT is 1:

- The execution time of this instruction is independent of:

- The values of the data supplied in any of its operand registers when its governing predicate register contains the same value for each execution.
- The values of the NZCV flags.
- The response of this instruction to asynchronous exceptions does not vary based on:
 - The values of the data supplied in any of its operand registers when its governing predicate register contains the same value for each execution.
 - The values of the NZCV flags.

This instruction might be immediately preceded in program order by a `MOVPRFX` instruction. The `MOVPRFX` must conform to all of the following requirements, otherwise the behavior of the `MOVPRFX` and this instruction is `CONSTRAINED UNPREDICTABLE`:

- The `MOVPRFX` can be predicated or unpredicated.
- A predicated `MOVPRFX` must use the same governing predicate register as this instruction.
- A predicated `MOVPRFX` must use the larger of the destination element size and first source element size in the preferred disassembly of this instruction.
- The `MOVPRFX` must specify the same destination register as this instruction.
- The destination register must not refer to architectural register state referenced by any other source operand register of this instruction.

Internal version only: aarchmrs v2025-03_rel, pseudocode v2025-03_rel ; Build timestamp: 2025-03-21T17:41

Copyright © 2010-2025 Arm Limited or its affiliates. All rights reserved. This document is Non-Confidential.

MOV (SIMD&FP scalar, unpredicated)

Move indexed element or SIMD&FP scalar to vector (unpredicated)

Unconditionally broadcast the SIMD&FP scalar into each element of the destination vector. This instruction is unpredicated.

This is an alias of [DUP \(indexed\)](#). This means:

- The encodings in this description are named to match the encodings of [DUP \(indexed\)](#).
- The description of [DUP \(indexed\)](#) gives the operational pseudocode, any CONSTRAINED UNPREDICTABLE behavior, and any operational information for this instruction.

SVE (FEAT_SVE || FEAT_SME)

31	30	29	28	27	26	25	24	23	22	21	20	19	18	17	16	15	14	13	12	11	10	9	8	7	6	5	4	3	2	1	0
0	0	0	0	0	1	0	1	imm2	1	tsz				0	0	1	0	0	0	Zn				Zd							

Encoding

MOV [<Zd>.<T>](#), [<V><n>](#)

is equivalent to

[DUP <Zd>.<T>](#), [<Zn>.<T>](#)[0]

and is the preferred disassembly when `BitCount(imm2:tsz) == 1`.

Encoding

MOV [<Zd>.<T>](#), [<Zn>.<T>](#)[[<imm>](#)]

is equivalent to

[DUP <Zd>.<T>](#), [<Zn>.<T>](#)[[<imm>](#)]

and is the preferred disassembly when `BitCount(imm2:tsz) > 1`.

Assembler Symbols

[<Zd>](#) Is the name of the destination scalable vector register, encoded in the "Zd" field.

[<T>](#) Is the size specifier, encoded in “tsz”:

tsz	<T>
00000	RESERVED
xxxx1	B
xxx10	H
xx100	S
x1000	D
10000	Q

[<V>](#) Is a width specifier, encoded in “tsz”:

tsz	<V>
00000	RESERVED
xxxx1	B
xxx10	H
xx100	S
x1000	D
10000	Q

[<n>](#) Is the number [0-31] of the source SIMD&FP register, encoded in the "Zn" field.

<Zn>	Is the name of the source scalable vector register, encoded in the "Zn" field.
<imm>	Is the immediate index, in the range 0 to one less than the number of elements in 512 bits, encoded in "imm2:tsz".

Operation

The description of [DUP \(indexed\)](#) gives the operational pseudocode for this instruction.

Operational information

If PSTATE.DIT is 1:

- The execution time of this instruction is independent of:
 - The values of the data supplied in any of its registers.
 - The values of the NZCV flags.
- The response of this instruction to asynchronous exceptions does not vary based on:
 - The values of the data supplied in any of its registers.
 - The values of the NZCV flags.

Internal version only: aarchmrs v2025-03_rel, pseudocode v2025-03_rel ; Build timestamp: 2025-03-21T17:41

Copyright © 2010-2025 Arm Limited or its affiliates. All rights reserved. This document is Non-Confidential.

MOV (vector, predicated)

Move vector elements (predicated)

Move elements from the source vector to the corresponding elements of the destination vector. Inactive elements in the destination vector register remain unmodified.

This is an alias of [SEL \(vectors\)](#). This means:

- The encodings in this description are named to match the encodings of [SEL \(vectors\)](#).
- The description of [SEL \(vectors\)](#) gives the operational pseudocode, any CONSTRAINED UNPREDICTABLE behavior, and any operational information for this instruction.

SVE (FEAT_SVE || FEAT_SME)

31	30	29	28	27	26	25	24	23	22	21	20	19	18	17	16	15	14	13	12	11	10	9	8	7	6	5	4	3	2	1	0
0	0	0	0	0	1	0	1	size	1	Zm				1	1	Pv			Zn			Zd									

Encoding

MOV <Zd>.<T>, <Pv>/M, <Zn>.<T>

is equivalent to

SEL <Zd>.<T>, <Pv>, <Zn>.<T>, <Zd>.<T>

and is the preferred disassembly when `Zd == Zm`.

Assembler Symbols

<Zd> Is the name of the destination scalable vector register, encoded in the "Zd" field.

<T> Is the size specifier, encoded in "size":

size	<T>
00	B
01	H
10	S
11	D

<Pv> Is the name of the vector select predicate register, encoded in the "Pv" field.

<Zn> Is the name of the source scalable vector register, encoded in the "Zn" field.

Operation

The description of [SEL \(vectors\)](#) gives the operational pseudocode for this instruction.

Operational information

If PSTATE.DIT is 1:

- The execution time of this instruction is independent of:
 - The values of the data supplied in any of its registers.
 - The values of the NZCV flags.
- The response of this instruction to asynchronous exceptions does not vary based on:
 - The values of the data supplied in any of its registers.
 - The values of the NZCV flags.

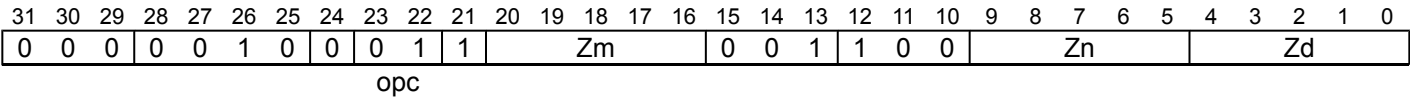
MOV (vector, unpredicated)

Move vector register (unpredicated)
Move vector register. This instruction is unpredicated.

This is an alias of [ORR \(vectors, unpredicated\)](#). This means:

- The encodings in this description are named to match the encodings of [ORR \(vectors, unpredicated\)](#).
- The description of [ORR \(vectors, unpredicated\)](#) gives the operational pseudocode, any CONSTRAINED UNPREDICTABLE behavior, and any operational information for this instruction.

SVE
(FEAT_SVE || FEAT_SME)



Encoding

MOV <Zd>.D, <Zn>.D
is equivalent to
[ORR](#) <Zd>.D, <Zn>.D, <Zn>.D
and is the preferred disassembly when `Zn == Zm`.

Assembler Symbols

- <Zd> Is the name of the destination scalable vector register, encoded in the "Zd" field.
- <Zn> Is the name of the source scalable vector register, encoded in the "Zn" field.

Operation

The description of [ORR \(vectors, unpredicated\)](#) gives the operational pseudocode for this instruction.

Operational information

- If PSTATE.DIT is 1:
- The execution time of this instruction is independent of:
 - The values of the data supplied in any of its registers.
 - The values of the NZCV flags.
 - The response of this instruction to asynchronous exceptions does not vary based on:
 - The values of the data supplied in any of its registers.
 - The values of the NZCV flags.

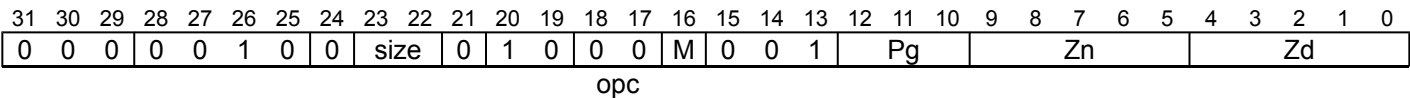
MOVPRFX (predicated)

Move prefix (predicated)

The predicated MOVPRFX instruction is a hint to hardware that the instruction may be combined with the destructive instruction which follows it in program order to create a single constructive operation. Since it is a hint it is also permitted to be implemented as a discrete vector copy, and the result of executing the pair of instructions with or without combining is identical. The choice of combined versus discrete operation may vary dynamically. Unless the combination of a constructive operation with merging predication is specifically required, it is strongly recommended that for performance reasons software should prefer to use the zeroing form of predicated MOVPRFX or the unpredicated MOVPRFX instruction.

Although the operation of the instruction is defined as a simple predicated vector copy, it is required that the prefixed instruction at PC+4 must be an SVE destructive binary or ternary instruction encoding, or a unary operation with merging predication, but excluding other MOVPRFX instructions. The prefixed instruction must specify the same predicate register, and have the same maximum element size (ignoring a fixed 64-bit "wide vector" operand), and the same destination vector as the MOVPRFX instruction. The prefixed instruction must not use the destination register in any other operand position, even if they have different names but refer to the same architectural register state. Any other use is UNPREDICTABLE.

SVE
(FEAT_SVE || FEAT_SME)



Encoding

MOVPRFX <Zd>.<T>, <Pg>/<ZM>, <Zn>.<T>

Decode for this encoding

```
if !IsFeatureImplemented(FEAT_SVE) && !IsFeatureImplemented(FEAT_SME) then
    EndOfDecode(Decode_UNDEF);
constant integer esize = 8 << UInt(size);
constant integer g = UInt(Pg);
constant integer n = UInt(Zn);
constant integer d = UInt(Zd);
constant boolean merging = (M == '1');
```

Assembler Symbols

<Zd> Is the name of the destination scalable vector register, encoded in the "Zd" field.

<T> Is the size specifier, encoded in "size":

size	<T>
00	B
01	H
10	S
11	D

<Pg> Is the name of the governing scalable predicate register P0-P7, encoded in the "Pg" field.

<ZM> Is the predication qualifier, encoded in "M":

M	<ZM>
0	Z
1	M

<Zn> Is the name of the source scalable vector register, encoded in the "Zn" field.

Operation

```
CheckSVEEnabled();
constant integer VL = CurrentVL;
constant integer PL = VL DIV 8;
constant integer elements = VL DIV esize;
constant bits(PL) mask = P[g, PL];
constant bits(VL) operand1 = if AnyActiveElement(mask, esize) then Z[n, VL] else Zeros(VL);
constant bits(VL) dest = if merging then Z[d, VL] else Zeros(VL);
bits(VL) result;

for e = 0 to elements-1
    if ActivePredicateElement(mask, e, esize) then
        constant bits(esize) element = Elem[operand1, e, esize];
        Elem[result, e, esize] = element;
    else
        Elem[result, e, esize] = Elem[dest, e, esize];

Z[d, VL] = result;
```

Operational information

If PSTATE.DIT is 1:

- The execution time of this instruction is independent of:
 - The values of the data supplied in any of its operand registers when its governing predicate register contains the same value for each execution.
 - The values of the NZCV flags.
- The response of this instruction to asynchronous exceptions does not vary based on:
 - The values of the data supplied in any of its operand registers when its governing predicate register contains the same value for each execution.
 - The values of the NZCV flags.

Internal version only: aarchmrs v2025-03_rel, pseudocode v2025-03_rel ; Build timestamp: 2025-03-21T17:41

Copyright © 2010-2025 Arm Limited or its affiliates. All rights reserved. This document is Non-Confidential.

MOVPRFX (unpredicated)

Move prefix (unpredicated)

The unpredicated `MOVPRFX` instruction is a hint to hardware that the instruction may be combined with the destructive instruction which follows it in program order to create a single constructive operation. Since it is a hint it is also permitted to be implemented as a discrete vector copy, and the result of executing the pair of instructions with or without combining is identical. The choice of combined versus discrete operation may vary dynamically. Although the operation of the instruction is defined as a simple unpredicated vector copy, it is required that the prefixed instruction at PC+4 must be an SVE destructive binary or ternary instruction encoding, or a unary operation with merging predication, but excluding other `MOVPRFX` instructions. The prefixed instruction must specify the same destination vector as the `MOVPRFX` instruction. The prefixed instruction must not use the destination register in any other operand position, even if they have different names but refer to the same architectural register state. Any other use is UNPREDICTABLE.

SVE (FEAT_SVE || FEAT_SME)

31	30	29	28	27	26	25	24	23	22	21	20	19	18	17	16	15	14	13	12	11	10	9	8	7	6	5	4	3	2	1	0
0	0	0	0	0	1	0	0	0	0	1	0	0	0	0	0	1	0	1	1	1	1	Zn				Zd					
opc												opc2																			

Encoding

`MOVPRFX <Zd>, <Zn>`

Decode for this encoding

```
if !IsFeatureImplemented(FEAT_SVE) && !IsFeatureImplemented(FEAT_SME) then
    EndOfDecode(Decode_UNDEF);
constant integer n = UInt(Zn);
constant integer d = UInt(Zd);
```

Assembler Symbols

- <Zd> Is the name of the destination scalable vector register, encoded in the "Zd" field.
- <Zn> Is the name of the source scalable vector register, encoded in the "Zn" field.

Operation

```
CheckSVEEnabled();
constant integer VL = CurrentVL;
constant bits(VL) result = Z[n, VL];
Z[d, VL] = result;
```

Operational information

- If PSTATE.DIT is 1:
- The execution time of this instruction is independent of:
 - The values of the data supplied in any of its registers.
 - The values of the NZCV flags.
 - The response of this instruction to asynchronous exceptions does not vary based on:
 - The values of the data supplied in any of its registers.
 - The values of the NZCV flags.

MOVS (predicated)

Move predicates (zeroing), setting the condition flags

Read active elements from the source predicate and place in the corresponding elements of the destination predicate. Inactive elements in the destination predicate register are set to zero. Sets the First (N), None (Z), !Last (C) condition flags based on the predicate result, and the V flag to zero.

This is an alias of [ANDS](#). This means:

- The encodings in this description are named to match the encodings of [ANDS](#).
- The description of [ANDS](#) gives the operational pseudocode, any CONSTRAINED UNPREDICTABLE behavior, and any operational information for this instruction.

Setting the condition flags

(FEAT_SVE || FEAT_SME)

31	30	29	28	27	26	25	24	23	22	21	20	19	18	17	16	15	14	13	12	11	10	9	8	7	6	5	4	3	2	1	0
0	0	1	0	0	1	0	1	0	1	0	0	Pm			0	1	Pg			0	Pn			0	Pd						
op S										o2										o3											

Encoding

MOVS [<Pd>](#).B, [<Pg>](#)/Z, [<Pn>](#).B

is equivalent to

[ANDS](#) [<Pd>](#).B, [<Pg>](#)/Z, [<Pn>](#).B, [<Pn>](#).B

and is the preferred disassembly when `S == '1' && Pn == Pm`.

Assembler Symbols

- <Pd> Is the name of the destination scalable predicate register, encoded in the "Pd" field.
- <Pg> Is the name of the governing scalable predicate register, encoded in the "Pg" field.
- <Pn> Is the name of the source scalable predicate register, encoded in the "Pn" field.

Operation

The description of [ANDS](#) gives the operational pseudocode for this instruction.

Operational information

If PSTATE.DIT is 1:

- The execution time of this instruction is independent of:
 - The values of the data supplied in any of its operand registers when its governing predicate register contains the same value for each execution.
 - The values of the NZCV flags.
- The response of this instruction to asynchronous exceptions does not vary based on:
 - The values of the data supplied in any of its operand registers when its governing predicate register contains the same value for each execution.
 - The values of the NZCV flags.

If FEAT_SME is implemented and the PE is in Streaming SVE mode, then any subsequent instruction which is dependent on the NZCV condition flags written by this instruction might be significantly delayed.

MOVS (unpredicated)

Move predicate (unpredicated), setting the condition flags

Read all elements from the source predicate and place in the destination predicate. This instruction is unpredicated. Sets the First (N), None (Z), !Last (C) condition flags based on the predicate result, and the V flag to zero.

This is an alias of [ORRS](#). This means:

- The encodings in this description are named to match the encodings of [ORRS](#).
- The description of [ORRS](#) gives the operational pseudocode, any CONSTRAINED UNPREDICTABLE behavior, and any operational information for this instruction.

Setting the condition flags

(FEAT_SVE || FEAT_SME)

31	30	29	28	27	26	25	24	23	22	21	20	19	18	17	16	15	14	13	12	11	10	9	8	7	6	5	4	3	2	1	0
0	0	1	0	0	1	0	1	1	1	0	0	Pm			0	1	Pg			0	Pn			0	Pd						
op S										o2										o3											

Encoding

MOVS <Pd>.B, <Pn>.B

is equivalent to

ORRS <Pd>.B, <Pn>/Z, <Pn>.B, <Pn>.B

and is the preferred disassembly when `S == '1' && Pn == Pm && Pm == Pg`.

Assembler Symbols

- <Pd> Is the name of the destination scalable predicate register, encoded in the "Pd" field.
- <Pn> Is the name of the source scalable predicate register, encoded in the "Pn" field.

Operation

The description of [ORRS](#) gives the operational pseudocode for this instruction.

Operational information

If PSTATE.DIT is 1:

- The execution time of this instruction is independent of:
 - The values of the data supplied in any of its operand registers when its governing predicate register contains the same value for each execution.
 - The values of the NZCV flags.
- The response of this instruction to asynchronous exceptions does not vary based on:
 - The values of the data supplied in any of its operand registers when its governing predicate register contains the same value for each execution.
 - The values of the NZCV flags.

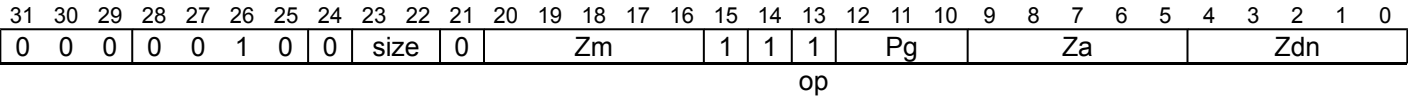
If FEAT_SME is implemented and the PE is in Streaming SVE mode, then any subsequent instruction which is dependent on the NZCV condition flags written by this instruction might be significantly delayed.

MSB

Multiply-subtract vectors (predicated), writing multiplicand [$Z_{dn} = Z_a - Z_{dn} * Z_m$]

Multiply the corresponding active elements of the first and second source vectors and subtract from elements of the third (addend) vector. Destructively place the results in the destination and first source (multiplicand) vector. Inactive elements in the destination vector register remain unmodified.

SVE
(FEAT_SVE || FEAT_SME)



Encoding

MSB <Zdn>.<T>, <Pg>/M, <Zm>.<T>, <Za>.<T>

Decode for this encoding

```
if !IsFeatureImplemented(FEAT_SVE) && !IsFeatureImplemented(FEAT_SME) then
    EndOfDecode(Decode_UNDEF);
constant integer esize = 8 << UInt(size);
constant integer g = UInt(Pg);
constant integer dn = UInt(Zdn);
constant integer m = UInt(Zm);
constant integer a = UInt(Za);
constant boolean sub_op = TRUE;
```

Assembler Symbols

<Zdn> Is the name of the first source and destination scalable vector register, encoded in the "Zdn" field.

<T> Is the size specifier, encoded in "size":

size	<T>
00	B
01	H
10	S
11	D

<Pg> Is the name of the governing scalable predicate register P0-P7, encoded in the "Pg" field.

<Zm> Is the name of the second source scalable vector register, encoded in the "Zm" field.

<Za> Is the name of the third source scalable vector register, encoded in the "Za" field.

Operation

```
CheckSVEEnabled();
constant integer VL = CurrentVL;
constant integer PL = VL DIV 8;
constant integer elements = VL DIV esize;
constant bits(PL) mask = P[g, PL];
constant bits(VL) operand1 = Z[dn, VL];
constant bits(VL) operand2 = if AnyActiveElement(mask, esize) then Z[m, VL] else Zeros(VL);
constant bits(VL) operand3 = if AnyActiveElement(mask, esize) then Z[a, VL] else Zeros(VL);
bits(VL) result;

for e = 0 to elements-1
    if ActivePredicateElement(mask, e, esize) then
        constant integer element1 = UInt(Elem[operand1, e, esize]);
        constant integer element2 = UInt(Elem[operand2, e, esize]);
        constant integer product = element1 * element2;
        if sub_op then
            Elem[result, e, esize] = Elem[operand3, e, esize] - product;
        else
            Elem[result, e, esize] = Elem[operand3, e, esize] + product;
    else
        Elem[result, e, esize] = Elem[operand1, e, esize];

Z[dn, VL] = result;
```

Operational information

If PSTATE.DIT is 1:

- The execution time of this instruction is independent of:
 - The values of the data supplied in any of its operand registers when its governing predicate register contains the same value for each execution.
 - The values of the NZCV flags.
- The response of this instruction to asynchronous exceptions does not vary based on:
 - The values of the data supplied in any of its operand registers when its governing predicate register contains the same value for each execution.
 - The values of the NZCV flags.

This instruction might be immediately preceded in program order by a MOVPRFX instruction. The MOVPRFX must conform to all of the following requirements, otherwise the behavior of the MOVPRFX and this instruction is CONSTRAINED UNPREDICTABLE:

- The MOVPRFX can be predicated or unpredicated.
- A predicated MOVPRFX must use the same governing predicate register as this instruction.
- A predicated MOVPRFX must use the larger of the destination element size and first source element size in the preferred disassembly of this instruction.
- The MOVPRFX must specify the same destination register as this instruction.
- The destination register must not refer to architectural register state referenced by any other source operand register of this instruction.

Internal version only: aarchmrs v2025-03_rel, pseudocode v2025-03_rel ; Build timestamp: 2025-03-21T17:41

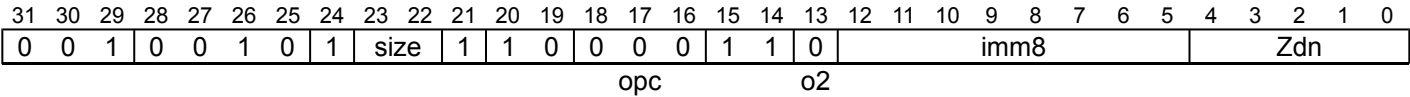
Copyright © 2010-2025 Arm Limited or its affiliates. All rights reserved. This document is Non-Confidential.

MUL (immediate)

Multiply by immediate (unpredicated)

Multiply by an immediate each element of the source vector, and destructively place the results in the corresponding elements of the source vector. The immediate is a signed 8-bit value in the range -128 to +127, inclusive. This instruction is unpredicated.

SVE
(FEAT_SVE || FEAT_SME)



Encoding

MUL <Zdn>.<T>, <Zdn>.<T>, #<imm>

Decode for this encoding

```
if !IsFeatureImplemented(FEAT_SVE) && !IsFeatureImplemented(FEAT_SME) then
    EndOfDecode(Decode_UNDEF);
constant integer esize = 8 << UInt(size);
constant integer dn = UInt(Zdn);
constant integer imm = SInt(imm8);
```

Assembler Symbols

<Zdn> Is the name of the source and destination scalable vector register, encoded in the "Zdn" field.

<T> Is the size specifier, encoded in "size":

size	<T>
00	B
01	H
10	S
11	D

<imm> Is the signed immediate operand, in the range -128 to 127, encoded in the "imm8" field.

Operation

```
CheckSVEEnabled();
constant integer VL = CurrentVL;
constant integer elements = VL DIV esize;
constant bits(VL) operand1 = Z[dn, VL];
bits(VL) result;

for e = 0 to elements-1
    constant integer element1 = SInt(Elem[operand1, e, esize]);
    Elem[result, e, esize] = (element1 * imm)<esize-1:0>;

Z[dn, VL] = result;
```

Operational information

- If PSTATE.DIT is 1:
- The execution time of this instruction is independent of:
 - The values of the data supplied in any of its registers.
 - The values of the NZCV flags.
 - The response of this instruction to asynchronous exceptions does not vary based on:

- The values of the data supplied in any of its registers.
- The values of the NZCV flags.

This instruction might be immediately preceded in program order by a `MOVPRFX` instruction. The `MOVPRFX` must conform to all of the following requirements, otherwise the behavior of the `MOVPRFX` and this instruction is **CONSTRAINED UNPREDICTABLE**:

- The `MOVPRFX` must be unpredicated.
- The `MOVPRFX` must specify the same destination register as this instruction.
- The destination register must not refer to architectural register state referenced by any other source operand register of this instruction.

Internal version only: aarchmrs v2025-03_rel, pseudocode v2025-03_rel ; Build timestamp: 2025-03-21T17:41

Copyright © 2010-2025 Arm Limited or its affiliates. All rights reserved. This document is Non-Confidential.

MUL (indexed)

Multiply (indexed)

Multiply all integer elements within each 128-bit segment of the first source vector by the specified element in the corresponding second source vector segment. The results are placed in the corresponding elements of the destination vector.

The elements within the second source vector are specified using an immediate index which selects the same element position within each 128-bit vector segment. The index range is from 0 to one less than the number of elements per 128-bit segment. This instruction is unpredicated.

It has encodings from 3 classes: 16-bit , 32-bit and 64-bit

16-bit
(FEAT_SVE2 || FEAT_SME)

Table with 32 columns (31 to 0) and 1 row. Fields include: 0-3: 0, 4-7: 0, 8-11: 0, 12-15: 0, 16-19: 0, 20-23: 0, 24-27: 0, 28-31: 0. Other fields include i3h, i3l, Zm, and Zn, Zd.

Encoding

MUL <Zd>.H, <Zn>.H, <Zm>.H[<imm>]

Decode for this encoding

```
if !IsFeatureImplemented(FEAT_SVE2) && !IsFeatureImplemented(FEAT_SME) then
    EndOfDecode(Decode_UNDEF);
constant integer esize = 16;
constant integer index = UInt(i3h:i3l);
constant integer n = UInt(Zn);
constant integer m = UInt(Zm);
constant integer d = UInt(Zd);
```

32-bit
(FEAT_SVE2 || FEAT_SME)

Table with 32 columns (31 to 0) and 1 row. Fields include: 0-3: 0, 4-7: 0, 8-11: 0, 12-15: 0, 16-19: 0, 20-23: 0, 24-27: 0, 28-31: 0. Other fields include i2, Zm, and Zn, Zd. A 'size' label is centered below the table.

Encoding

MUL <Zd>.S, <Zn>.S, <Zm>.S[<imm>]

Decode for this encoding

```
if !IsFeatureImplemented(FEAT_SVE2) && !IsFeatureImplemented(FEAT_SME) then
    EndOfDecode(Decode_UNDEF);
constant integer esize = 32;
constant integer index = UInt(i2);
constant integer n = UInt(Zn);
constant integer m = UInt(Zm);
constant integer d = UInt(Zd);
```

64-bit
(FEAT_SVE2 || FEAT_SME)

Table with 32 columns (31 to 0) and 1 row. Fields include: 0-3: 0, 4-7: 0, 8-11: 0, 12-15: 0, 16-19: 0, 20-23: 0, 24-27: 0, 28-31: 0. Other fields include i1, Zm, and Zn, Zd. A 'size' label is centered below the table.

Encoding

MUL <Zd>.D, <Zn>.D, <Zm>.D[<imm>]

Decode for this encoding

```
if !IsFeatureImplemented(FEAT_SVE2) && !IsFeatureImplemented(FEAT_SME) then
    EndOfDecode(Decode_UNDEF);
constant integer esize = 64;
constant integer index = UInt(i1);
constant integer n = UInt(Zn);
constant integer m = UInt(Zm);
constant integer d = UInt(Zd);
```

Assembler Symbols

<Zd>	Is the name of the destination scalable vector register, encoded in the "Zd" field.
<Zn>	Is the name of the first source scalable vector register, encoded in the "Zn" field.
<Zm>	For the "16-bit" and "32-bit" variants: is the name of the second source scalable vector register Z0-Z7, encoded in the "Zm" field. For the "64-bit" variant: is the name of the second source scalable vector register Z0-Z15, encoded in the "Zm" field.
<imm>	For the "16-bit" variant: is the element index, in the range 0 to 7, encoded in the "i3h:i3l" fields. For the "32-bit" variant: is the element index, in the range 0 to 3, encoded in the "i2" field. For the "64-bit" variant: is the element index, in the range 0 to 1, encoded in the "i1" field.

Operation

```
CheckSVEEnabled();
constant integer VL = CurrentVL;
constant integer elements = VL DIV esize;
constant integer eltsperssegment = 128 DIV esize;
constant bits(VL) operand1 = Z[n, VL];
constant bits(VL) operand2 = Z[m, VL];
bits(VL) result;

for e = 0 to elements-1
    constant integer segmentbase = e - (e MOD eltsperssegment);
    constant integer s = segmentbase + index;
    constant integer element1 = UInt(Elem[operand1, e, esize]);
    constant integer element2 = UInt(Elem[operand2, s, esize]);
    constant integer res = element1 * element2;
    Elem[result, e, esize] = res<esize-1:0>;

Z[d, VL] = result;
```

Operational information

If PSTATE.DIT is 1:

- The execution time of this instruction is independent of:
 - The values of the data supplied in any of its registers.
 - The values of the NZCV flags.
- The response of this instruction to asynchronous exceptions does not vary based on:
 - The values of the data supplied in any of its registers.
 - The values of the NZCV flags.

Internal version only: aarchmrs v2025-03_rel, pseudocode v2025-03_rel ; Build timestamp: 2025-03-21T17:41

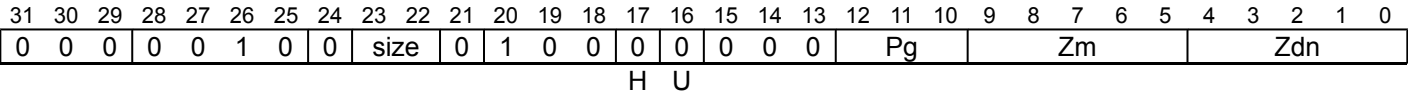
Copyright © 2010-2025 Arm Limited or its affiliates. All rights reserved. This document is Non-Confidential.

MUL (vectors, predicated)

Multiply vectors (predicated)

Multiply active elements of the first source vector by corresponding elements of the second source vector and destructively place the results in the corresponding elements of the first source vector. Inactive elements in the destination vector register remain unmodified.

SVE (FEAT_SVE || FEAT_SME)



Encoding

```
MUL <Zdn>.<T>, <Pg>/M, <Zdn>.<T>, <Zm>.<T>
```

Decode for this encoding

```
if !IsFeatureImplemented(FEAT_SVE) && !IsFeatureImplemented(FEAT_SME) then
    EndOfDecode(Decode_UNDEF);
constant integer esize = 8 << UInt(size);
constant integer g = UInt(Pg);
constant integer dn = UInt(Zdn);
constant integer m = UInt(Zm);
```

Assembler Symbols

<Zdn> Is the name of the first source and destination scalable vector register, encoded in the "Zdn" field.

<T> Is the size specifier, encoded in "size":

size	<T>
00	B
01	H
10	S
11	D

<Pg> Is the name of the governing scalable predicate register P0-P7, encoded in the "Pg" field.

<Zm> Is the name of the second source scalable vector register, encoded in the "Zm" field.

Operation

```
CheckSVEEnabled();
constant integer VL = CurrentVL;
constant integer PL = VL DIV 8;
constant integer elements = VL DIV esize;
constant bits(PL) mask = P[g, PL];
constant bits(VL) operand1 = Z[dn, VL];
constant bits(VL) operand2 = if AnyActiveElement(mask, esize) then Z[m, VL] else Zeros(VL);
bits(VL) result;

for e = 0 to elements-1
    constant integer element1 = UInt(Elem[operand1, e, esize]);
    constant integer element2 = UInt(Elem[operand2, e, esize]);
    if ActivePredicateElement(mask, e, esize) then
        constant integer product = element1 * element2;
        Elem[result, e, esize] = product<esize-1:0>;
    else
        Elem[result, e, esize] = Elem[operand1, e, esize];

Z[dn, VL] = result;
```

Operational information

If PSTATE.DIT is 1:

- The execution time of this instruction is independent of:
 - The values of the data supplied in any of its operand registers when its governing predicate register contains the same value for each execution.
 - The values of the NZCV flags.
- The response of this instruction to asynchronous exceptions does not vary based on:
 - The values of the data supplied in any of its operand registers when its governing predicate register contains the same value for each execution.
 - The values of the NZCV flags.

This instruction might be immediately preceded in program order by a MOVPRFX instruction. The MOVPRFX must conform to all of the following requirements, otherwise the behavior of the MOVPRFX and this instruction is CONSTRAINED UNPREDICTABLE:

- The MOVPRFX can be predicated or unpredicated.
- A predicated MOVPRFX must use the same governing predicate register as this instruction.
- A predicated MOVPRFX must use the larger of the destination element size and first source element size in the preferred disassembly of this instruction.
- The MOVPRFX must specify the same destination register as this instruction.
- The destination register must not refer to architectural register state referenced by any other source operand register of this instruction.

Internal version only: aarchmrs v2025-03_rel, pseudocode v2025-03_rel ; Build timestamp: 2025-03-21T17:41

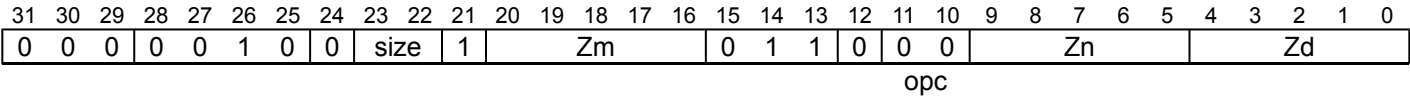
Copyright © 2010-2025 Arm Limited or its affiliates. All rights reserved. This document is Non-Confidential.

MUL (vectors, unpredicated)

Multiply vectors (unpredicated)

Multiply all elements of the first source vector by corresponding elements of the second source vector and place the results in the corresponding elements of the destination vector. This instruction is unpredicated.

SVE2
(FEAT_SVE2 || FEAT_SME)



Encoding

MUL <Zd>.<T>, <Zn>.<T>, <Zm>.<T>

Decode for this encoding

```
if !IsFeatureImplemented(FEAT_SVE2) && !IsFeatureImplemented(FEAT_SME) then
    EndOfDecode(Decode_UNDEF);
constant integer esize = 8 << UInt(size);
constant integer n = UInt(Zn);
constant integer m = UInt(Zm);
constant integer d = UInt(Zd);
```

Assembler Symbols

<Zd> Is the name of the destination scalable vector register, encoded in the "Zd" field.

<T> Is the size specifier, encoded in "size":

size	<T>
00	B
01	H
10	S
11	D

<Zn> Is the name of the first source scalable vector register, encoded in the "Zn" field.

<Zm> Is the name of the second source scalable vector register, encoded in the "Zm" field.

Operation

```
CheckSVEEnabled();
constant integer VL = CurrentVL;
constant integer elements = VL DIV esize;
constant bits(VL) operand1 = Z[n, VL];
constant bits(VL) operand2 = Z[m, VL];
bits(VL) result;

for e = 0 to elements-1
    constant integer element1 = UInt(Elem[operand1, e, esize]);
    constant integer element2 = UInt(Elem[operand2, e, esize]);
    constant integer product = element1 * element2;
    Elem[result, e, esize] = product<esize-1:0>;

Z[d, VL] = result;
```

Operational information

If PSTATE.DIT is 1:

- The execution time of this instruction is independent of:
 - The values of the data supplied in any of its registers.
 - The values of the NZCV flags.
- The response of this instruction to asynchronous exceptions does not vary based on:
 - The values of the data supplied in any of its registers.
 - The values of the NZCV flags.

Internal version only: aarchmrs v2025-03_rel, pseudocode v2025-03_rel ; Build timestamp: 2025-03-21T17:41

Copyright © 2010-2025 Arm Limited or its affiliates. All rights reserved. This document is Non-Confidential.

NAND

Bitwise NAND predicates

Bitwise NAND active elements of the second source predicate with corresponding elements of the first source predicate and place the results in the corresponding elements of the destination predicate. Inactive elements in the destination predicate register are set to zero. Does not set the condition flags.

Not setting the condition flags (FEAT_SVE || FEAT_SME)

31	30	29	28	27	26	25	24	23	22	21	20	19	18	17	16	15	14	13	12	11	10	9	8	7	6	5	4	3	2	1	0
0	0	1	0	0	1	0	1	1	0	0	0	Pm			0	1	Pg			1	Pn			1	Pd						
op S																o2				o3											

Encoding

NAND <Pd>.B, <Pg>/Z, <Pn>.B, <Pm>.B

Decode for this encoding

```
if !IsFeatureImplemented(FEAT_SVE) && !IsFeatureImplemented(FEAT_SME) then
    EndOfDecode(Decode_UNDEF);
constant integer esize = 8;
constant integer g = UInt(Pg);
constant integer n = UInt(Pn);
constant integer m = UInt(Pm);
constant integer d = UInt(Pd);
constant boolean setflags = FALSE;
```

Assembler Symbols

- <Pd> Is the name of the destination scalable predicate register, encoded in the "Pd" field.
- <Pg> Is the name of the governing scalable predicate register, encoded in the "Pg" field.
- <Pn> Is the name of the first source scalable predicate register, encoded in the "Pn" field.
- <Pm> Is the name of the second source scalable predicate register, encoded in the "Pm" field.

Operation

```
CheckSVEEnabled();
constant integer VL = CurrentVL;
constant integer PL = VL DIV 8;
constant integer elements = VL DIV esize;
constant bits(PL) mask = P[g, PL];
constant bits(PL) operand1 = P[n, PL];
constant bits(PL) operand2 = P[m, PL];
bits(PL) result;
constant integer psize = esize DIV 8;

for e = 0 to elements-1
    constant bit element1 = PredicateElement(operand1, e, esize);
    constant bit element2 = PredicateElement(operand2, e, esize);
    if ActivePredicateElement(mask, e, esize) then
        Elem[result, e, psize] = ZeroExtend(NOT(element1 AND element2), psize);
    else
        Elem[result, e, psize] = ZeroExtend('0', psize);

if setflags then
    PSTATE.<N,Z,C,V> = PredTest(mask, result, esize);
P[d, PL] = result;
```

Operational information

If PSTATE.DIT is 1:

- The execution time of this instruction is independent of:
 - The values of the data supplied in any of its operand registers when its governing predicate register contains the same value for each execution.
 - The values of the NZCV flags.
- The response of this instruction to asynchronous exceptions does not vary based on:
 - The values of the data supplied in any of its operand registers when its governing predicate register contains the same value for each execution.
 - The values of the NZCV flags.

Internal version only: aarchmrs v2025-03_rel, pseudocode v2025-03_rel ; Build timestamp: 2025-03-21T17:41

Copyright © 2010-2025 Arm Limited or its affiliates. All rights reserved. This document is Non-Confidential.

NANDS

Bitwise NAND predicates, setting the condition flags

Bitwise NAND active elements of the second source predicate with corresponding elements of the first source predicate and place the results in the corresponding elements of the destination predicate. Inactive elements in the destination predicate register are set to zero. Sets the First (N), None (Z), !Last (C) condition flags based on the predicate result, and the V flag to zero.

Setting the condition flags (FEAT_SVE || FEAT_SME)

31	30	29	28	27	26	25	24	23	22	21	20	19	18	17	16	15	14	13	12	11	10	9	8	7	6	5	4	3	2	1	0
0	0	1	0	0	1	0	1	1	1	0	0	Pm			0	1	Pg			1	Pn			1	Pd						
op S												o2				o3															

Encoding

NANDS <Pd>.B, <Pg>/Z, <Pn>.B, <Pm>.B

Decode for this encoding

```
if !IsFeatureImplemented(FEAT_SVE) && !IsFeatureImplemented(FEAT_SME) then
    EndOfDecode(Decode_UNDEF);
constant integer esize = 8;
constant integer g = UInt(Pg);
constant integer n = UInt(Pn);
constant integer m = UInt(Pm);
constant integer d = UInt(Pd);
constant boolean setflags = TRUE;
```

Assembler Symbols

- <Pd> Is the name of the destination scalable predicate register, encoded in the "Pd" field.
- <Pg> Is the name of the governing scalable predicate register, encoded in the "Pg" field.
- <Pn> Is the name of the first source scalable predicate register, encoded in the "Pn" field.
- <Pm> Is the name of the second source scalable predicate register, encoded in the "Pm" field.

Operation

```
CheckSVEEnabled();
constant integer VL = CurrentVL;
constant integer PL = VL DIV 8;
constant integer elements = VL DIV esize;
constant bits(PL) mask = P[g, PL];
constant bits(PL) operand1 = P[n, PL];
constant bits(PL) operand2 = P[m, PL];
bits(PL) result;
constant integer psize = esize DIV 8;

for e = 0 to elements-1
    constant bit element1 = PredicateElement(operand1, e, esize);
    constant bit element2 = PredicateElement(operand2, e, esize);
    if ActivePredicateElement(mask, e, esize) then
        Elem[result, e, psize] = ZeroExtend(NOT(element1 AND element2), psize);
    else
        Elem[result, e, psize] = ZeroExtend('0', psize);

if setflags then
    PSTATE.<N,Z,C,V> = PredTest(mask, result, esize);
P[d, PL] = result;
```

Operational information

If PSTATE.DIT is 1:

- The execution time of this instruction is independent of:
 - The values of the data supplied in any of its operand registers when its governing predicate register contains the same value for each execution.
 - The values of the NZCV flags.
- The response of this instruction to asynchronous exceptions does not vary based on:
 - The values of the data supplied in any of its operand registers when its governing predicate register contains the same value for each execution.
 - The values of the NZCV flags.

If FEAT_SME is implemented and the PE is in Streaming SVE mode, then any subsequent instruction which is dependent on the NZCV condition flags written by this instruction might be significantly delayed.

Internal version only: aarchmrs v2025-03_rel, pseudocode v2025-03_rel ; Build timestamp: 2025-03-21T17:41

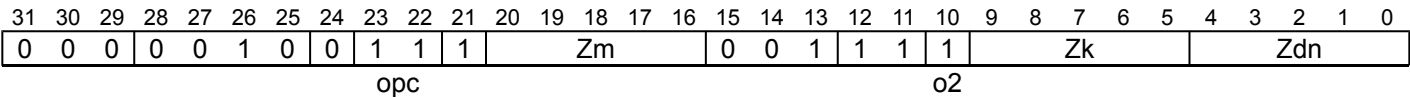
Copyright © 2010-2025 Arm Limited or its affiliates. All rights reserved. This document is Non-Confidential.

NBSL

Bitwise inverted select

Selects bits from the first source vector where the corresponding bit in the third source vector is '1', and from the second source vector where the corresponding bit in the third source vector is '0'. The inverted result is placed destructively in the destination and first source vector. This instruction is unpredicated.

SVE2
(FEAT_SVE2 || FEAT_SME)



Encoding

NBSL <Zdn>.D, <Zdn>.D, <Zm>.D, <Zk>.D

Decode for this encoding

```
if !IsFeatureImplemented(FEAT_SVE2) && !IsFeatureImplemented(FEAT_SME) then
    EndOfDecode(Decode_UNDEF);
constant integer m = UInt(Zm);
constant integer k = UInt(Zk);
constant integer dn = UInt(Zdn);
```

Assembler Symbols

- <Zdn> Is the name of the first source and destination scalable vector register, encoded in the "Zdn" field.
- <Zm> Is the name of the second source scalable vector register, encoded in the "Zm" field.
- <Zk> Is the name of the third source scalable vector register, encoded in the "Zk" field.

Operation

```
CheckSVEEnabled();
constant integer VL = CurrentVL;
constant bits(VL) operand1 = Z[dn, VL];
constant bits(VL) operand2 = Z[m, VL];
constant bits(VL) operand3 = Z[k, VL];

Z[dn, VL] = NOT((operand1 AND operand3) OR (operand2 AND NOT(operand3)));
```

Operational information

- If PSTATE.DIT is 1:
- The execution time of this instruction is independent of:
 - The values of the data supplied in any of its registers.
 - The values of the NZCV flags.
 - The response of this instruction to asynchronous exceptions does not vary based on:
 - The values of the data supplied in any of its registers.
 - The values of the NZCV flags.

This instruction might be immediately preceded in program order by a MOVPRFX instruction. The MOVPRFX must conform to all of the following requirements, otherwise the behavior of the MOVPRFX and this instruction is CONSTRAINED UNPREDICTABLE:

- The MOVPRFX must be unpredicated.
- The MOVPRFX must specify the same destination register as this instruction.
- The destination register must not refer to architectural register state referenced by any other source operand register of this instruction.

NEG

Negate (predicated)

Negate the signed integer value in each active element of the source vector, and place the results in the corresponding elements of the destination vector. Inactive elements in the destination vector register remain unmodified or are set to zero, depending on whether merging or zeroing predication is selected.

It has encodings from 2 classes: [Merging](#) and [Zeroing](#)

Merging (FEAT_SVE || FEAT_SME)

31	30	29	28	27	26	25	24	23	22	21	20	19	18	17	16	15	14	13	12	11	10	9	8	7	6	5	4	3	2	1	0
0	0	0	0	0	1	0	0	size	0	1	0	1	1	1	1	0	1	Pg			Zn					Zd					
M											opc																				

Encoding

NEG <Zd>.<T>, <Pg>/M, <Zn>.<T>

Decode for this encoding

```
if !IsFeatureImplemented(FEAT_SVE) && !IsFeatureImplemented(FEAT_SME) then
    EndOfDecode(Decode_UNDEF);
constant integer esize = 8 << UInt(size);
constant integer g = UInt(Pg);
constant integer n = UInt(Zn);
constant integer d = UInt(Zd);
constant boolean merging = TRUE;
```

Zeroing (FEAT_SVE2p2 || FEAT_SME2p2)

31	30	29	28	27	26	25	24	23	22	21	20	19	18	17	16	15	14	13	12	11	10	9	8	7	6	5	4	3	2	1	0
0	0	0	0	0	1	0	0	size	0	0	0	1	1	1	1	0	1	Pg			Zn					Zd					
M											opc																				

Encoding

NEG <Zd>.<T>, <Pg>/Z, <Zn>.<T>

Decode for this encoding

```
if !IsFeatureImplemented(FEAT_SVE2p2) && !IsFeatureImplemented(FEAT_SME2p2) then
    EndOfDecode(Decode_UNDEF);
constant integer esize = 8 << UInt(size);
constant integer g = UInt(Pg);
constant integer n = UInt(Zn);
constant integer d = UInt(Zd);
constant boolean merging = FALSE;
```

Assembler Symbols

- <Zd> Is the name of the destination scalable vector register, encoded in the "Zd" field.
- <T> Is the size specifier, encoded in “size”:

size	<T>
00	B
01	H
10	S
11	D

<Pg> Is the name of the governing scalable predicate register P0-P7, encoded in the "Pg" field.

<Zn> Is the name of the source scalable vector register, encoded in the "Zn" field.

Operation

```

CheckSVEEnabled();
constant integer VL = CurrentVL;
constant integer PL = VL DIV 8;
constant integer elements = VL DIV esize;
constant bits(PL) mask = P[g, PL];
constant bits(VL) operand = if AnyActiveElement(mask, esize) then Z[n, VL] else Zeros(VL);
bits(VL) result = if merging then Z[d, VL] else Zeros(VL);

for e = 0 to elements-1
    if ActivePredicateElement(mask, e, esize) then
        integer element = SInt(Elem[operand, e, esize]);
        element = -element;
        Elem[result, e, esize] = element<esize-1:0>;

Z[d, VL] = result;

```

Operational information

If PSTATE.DIT is 1:

- The execution time of this instruction is independent of:
 - The values of the data supplied in any of its operand registers when its governing predicate register contains the same value for each execution.
 - The values of the NZCV flags.
- The response of this instruction to asynchronous exceptions does not vary based on:
 - The values of the data supplied in any of its operand registers when its governing predicate register contains the same value for each execution.
 - The values of the NZCV flags.

The merging variant of this instruction might be immediately preceded in program order by a MOVPRFX instruction. The MOVPRFX must conform to all of the following requirements, otherwise the behavior of the MOVPRFX and the merging variant of this instruction is CONSTRAINED UNPREDICTABLE:

- The MOVPRFX can be predicated or unpredicated.
- A predicated MOVPRFX must use the same governing predicate register as the merging variant this instruction.
- A predicated MOVPRFX must use the larger of the destination element size and first source element size in the preferred disassembly of the merging variant of this instruction.
- The MOVPRFX must specify the same destination register as the merging variant of this instruction.
- The destination register must not refer to architectural register state referenced by any other source operand register of the merging variant of this instruction.

Internal version only: aarchmrs v2025-03_rel, pseudocode v2025-03_rel ; Build timestamp: 2025-03-21T17:41

Copyright © 2010-2025 Arm Limited or its affiliates. All rights reserved. This document is Non-Confidential.

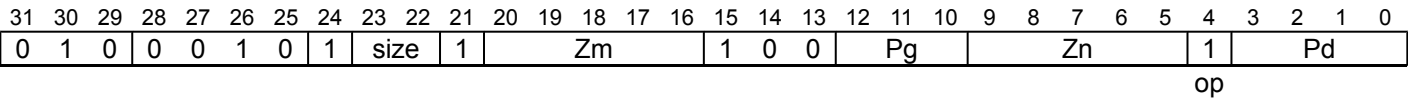
NMATCH

Detect no matching elements, setting the condition flags

This instruction compares each active 8-bit or 16-bit character in the first source vector with all of the characters in the corresponding 128-bit segment of the second source vector. Where the first source element detects no matching characters in the second segment it places true in the corresponding element of the destination predicate, otherwise false. Inactive elements in the destination predicate register are set to zero. Sets the First (N), None (Z), !Last (C) condition flags based on the predicate result, and the V flag to zero.

This instruction is illegal when executed in Streaming SVE mode, unless FEAT_SME_FA64 is implemented and enabled.

SVE2 (FEAT_SVE2)



Encoding

NMATCH <Pd>.<T>, <Pg>/Z, <Zn>.<T>, <Zm>.<T>

Decode for this encoding

```
if !IsFeatureImplemented(FEAT_SVE2) then EndOfDecode(Decode_UNDEF);
if size IN {'1x'} then EndOfDecode(Decode_UNDEF);
constant integer esize = 8 << UInt(size);
constant integer g = UInt(Pg);
constant integer d = UInt(Pd);
constant integer n = UInt(Zn);
constant integer m = UInt(Zm);
```

Assembler Symbols

<Pd> Is the name of the destination scalable predicate register, encoded in the "Pd" field.

<T> Is the size specifier, encoded in “size<0>”:

size<0>	<T>
0	B
1	H

<Pg> Is the name of the governing scalable predicate register P0-P7, encoded in the "Pg" field.

<Zn> Is the name of the first source scalable vector register, encoded in the "Zn" field.

<Zm> Is the name of the second source scalable vector register, encoded in the "Zm" field.

Operation

```
CheckNonStreamingSVEEnabled();
constant integer VL = CurrentVL;
constant integer PL = VL DIV 8;
constant integer elements = VL DIV esize;
constant integer eltspersegment = 128 DIV esize;
constant bits(PL) mask = P[g, PL];
constant bits(VL) operand1 = if AnyActiveElement(mask, esize) then Z[n, VL] else Zeros(VL);
constant bits(VL) operand2 = if AnyActiveElement(mask, esize) then Z[m, VL] else Zeros(VL);
bits(PL) result;
constant integer psize = esize DIV 8;

for e = 0 to elements-1
    if ActivePredicateElement(mask, e, esize) then
        constant integer segmentbase = e - (e MOD eltspersegment);
        Elem[result, e, psize] = ZeroExtend('1', psize);
        constant bits(esize) element1 = Elem[operand1, e, esize];
        for i = segmentbase to (segmentbase + eltspersegment) - 1
            constant bits(esize) element2 = Elem[operand2, i, esize];
            if element1 == element2 then
                Elem[result, e, psize] = ZeroExtend('0', psize);
    else
        Elem[result, e, psize] = ZeroExtend('0', psize);

PSTATE.<N,Z,C,V> = PredTest(mask, result, esize);
P[d, PL] = result;
```

Internal version only: aarchmrs v2025-03_rel, pseudocode v2025-03_rel ; Build timestamp: 2025-03-21T17:41

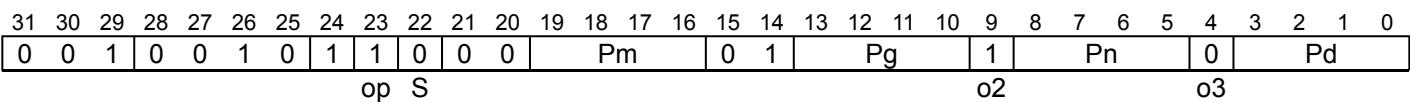
Copyright © 2010-2025 Arm Limited or its affiliates. All rights reserved. This document is Non-Confidential.

NOR

Bitwise NOR predicates

Bitwise NOR active elements of the second source predicate with corresponding elements of the first source predicate and place the results in the corresponding elements of the destination predicate. Inactive elements in the destination predicate register are set to zero. Does not set the condition flags.

Not setting the condition flags (FEAT_SVE || FEAT_SME)



Encoding

NOR <Pd>.B, <Pg>/Z, <Pn>.B, <Pm>.B

Decode for this encoding

```
if !IsFeatureImplemented(FEAT_SVE) && !IsFeatureImplemented(FEAT_SME) then
    EndOfDecode(Decode_UNDEF);
constant integer esize = 8;
constant integer g = UInt(Pg);
constant integer n = UInt(Pn);
constant integer m = UInt(Pm);
constant integer d = UInt(Pd);
constant boolean setflags = FALSE;
```

Assembler Symbols

- <Pd> Is the name of the destination scalable predicate register, encoded in the "Pd" field.
- <Pg> Is the name of the governing scalable predicate register, encoded in the "Pg" field.
- <Pn> Is the name of the first source scalable predicate register, encoded in the "Pn" field.
- <Pm> Is the name of the second source scalable predicate register, encoded in the "Pm" field.

Operation

```
CheckSVEEnabled();
constant integer VL = CurrentVL;
constant integer PL = VL DIV 8;
constant integer elements = VL DIV esize;
constant bits(PL) mask = P[g, PL];
constant bits(PL) operand1 = P[n, PL];
constant bits(PL) operand2 = P[m, PL];
bits(PL) result;
constant integer psize = esize DIV 8;

for e = 0 to elements-1
    constant bit element1 = PredicateElement(operand1, e, esize);
    constant bit element2 = PredicateElement(operand2, e, esize);
    if ActivePredicateElement(mask, e, esize) then
        Elem[result, e, psize] = ZeroExtend(NOT(element1 OR element2), psize);
    else
        Elem[result, e, psize] = ZeroExtend('0', psize);

if setflags then
    PSTATE.<N,Z,C,V> = PredTest(mask, result, esize);
P[d, PL] = result;
```

Operational information

If PSTATE.DIT is 1:

- The execution time of this instruction is independent of:
 - The values of the data supplied in any of its operand registers when its governing predicate register contains the same value for each execution.
 - The values of the NZCV flags.
- The response of this instruction to asynchronous exceptions does not vary based on:
 - The values of the data supplied in any of its operand registers when its governing predicate register contains the same value for each execution.
 - The values of the NZCV flags.

Internal version only: aarchmrs v2025-03_rel, pseudocode v2025-03_rel ; Build timestamp: 2025-03-21T17:41

Copyright © 2010-2025 Arm Limited or its affiliates. All rights reserved. This document is Non-Confidential.

NORS

Bitwise NOR predicates, setting the condition flags

Bitwise NOR active elements of the second source predicate with corresponding elements of the first source predicate and place the results in the corresponding elements of the destination predicate. Inactive elements in the destination predicate register are set to zero. Sets the First (N), None (Z), !Last (C) condition flags based on the predicate result, and the V flag to zero.

Setting the condition flags (FEAT_SVE || FEAT_SME)

31	30	29	28	27	26	25	24	23	22	21	20	19	18	17	16	15	14	13	12	11	10	9	8	7	6	5	4	3	2	1	0
0	0	1	0	0	1	0	1	1	1	0	0	Pm			0	1	Pg			1	Pn			0	Pd						
op S												o2				o3															

Encoding

NORS <Pd>.B, <Pg>/Z, <Pn>.B, <Pm>.B

Decode for this encoding

```
if !IsFeatureImplemented(FEAT_SVE) && !IsFeatureImplemented(FEAT_SME) then
    EndOfDecode(Decode_UNDEF);
constant integer esize = 8;
constant integer g = UInt(Pg);
constant integer n = UInt(Pn);
constant integer m = UInt(Pm);
constant integer d = UInt(Pd);
constant boolean setflags = TRUE;
```

Assembler Symbols

- <Pd> Is the name of the destination scalable predicate register, encoded in the "Pd" field.
- <Pg> Is the name of the governing scalable predicate register, encoded in the "Pg" field.
- <Pn> Is the name of the first source scalable predicate register, encoded in the "Pn" field.
- <Pm> Is the name of the second source scalable predicate register, encoded in the "Pm" field.

Operation

```
CheckSVEEnabled();
constant integer VL = CurrentVL;
constant integer PL = VL DIV 8;
constant integer elements = VL DIV esize;
constant bits(PL) mask = P[g, PL];
constant bits(PL) operand1 = P[n, PL];
constant bits(PL) operand2 = P[m, PL];
bits(PL) result;
constant integer psize = esize DIV 8;

for e = 0 to elements-1
    constant bit element1 = PredicateElement(operand1, e, esize);
    constant bit element2 = PredicateElement(operand2, e, esize);
    if ActivePredicateElement(mask, e, esize) then
        Elem[result, e, psize] = ZeroExtend(NOT(element1 OR element2), psize);
    else
        Elem[result, e, psize] = ZeroExtend('0', psize);

if setflags then
    PSTATE.<N,Z,C,V> = PredTest(mask, result, esize);
P[d, PL] = result;
```

Operational information

If PSTATE.DIT is 1:

- The execution time of this instruction is independent of:
 - The values of the data supplied in any of its operand registers when its governing predicate register contains the same value for each execution.
 - The values of the NZCV flags.
- The response of this instruction to asynchronous exceptions does not vary based on:
 - The values of the data supplied in any of its operand registers when its governing predicate register contains the same value for each execution.
 - The values of the NZCV flags.

If FEAT_SME is implemented and the PE is in Streaming SVE mode, then any subsequent instruction which is dependent on the NZCV condition flags written by this instruction might be significantly delayed.

Internal version only: aarchmrs v2025-03_rel, pseudocode v2025-03_rel ; Build timestamp: 2025-03-21T17:41

Copyright © 2010-2025 Arm Limited or its affiliates. All rights reserved. This document is Non-Confidential.

NOT (predicate)

Bitwise invert predicate

Bitwise invert each active element of the source predicate, and place the results in the corresponding elements of the destination predicate. Inactive elements in the destination predicate register are set to zero. Does not set the condition flags.

This is an alias of [EOR \(predicates\)](#). This means:

- The encodings in this description are named to match the encodings of [EOR \(predicates\)](#).
- The description of [EOR \(predicates\)](#) gives the operational pseudocode, any CONSTRAINED UNPREDICTABLE behavior, and any operational information for this instruction.

Not setting the condition flags (FEAT_SVE || FEAT_SME)

31	30	29	28	27	26	25	24	23	22	21	20	19	18	17	16	15	14	13	12	11	10	9	8	7	6	5	4	3	2	1	0
0	0	1	0	0	1	0	1	0	0	0	0	Pm				0	1	Pg				1	Pn				0	Pd			
op S												o2				o3															

Encoding

NOT <Pd>.B, <Pg>/Z, <Pn>.B

is equivalent to

EOR <Pd>.B, <Pg>/Z, <Pn>.B, <Pg>.B

and is the preferred disassembly when Pm == Pg.

Assembler Symbols

- <Pd> Is the name of the destination scalable predicate register, encoded in the "Pd" field.
- <Pg> Is the name of the governing scalable predicate register, encoded in the "Pg" field.
- <Pn> Is the name of the source scalable predicate register, encoded in the "Pn" field.

Operation

The description of [EOR \(predicates\)](#) gives the operational pseudocode for this instruction.

Operational information

- If PSTATE.DIT is 1:
- The execution time of this instruction is independent of:
 - The values of the data supplied in any of its operand registers when its governing predicate register contains the same value for each execution.
 - The values of the NZCV flags.
 - The response of this instruction to asynchronous exceptions does not vary based on:
 - The values of the data supplied in any of its operand registers when its governing predicate register contains the same value for each execution.
 - The values of the NZCV flags.

NOT (vector)

Bitwise invert vector (predicated)

Bitwise invert each active element of the source vector, and place the results in the corresponding elements of the destination vector. Inactive elements in the destination vector register remain unmodified or are set to zero, depending on whether merging or zeroing predication is selected.

It has encodings from 2 classes: [Merging](#) and [Zeroing](#)

Merging (FEAT_SVE || FEAT_SME)

31	30	29	28	27	26	25	24	23	22	21	20	19	18	17	16	15	14	13	12	11	10	9	8	7	6	5	4	3	2	1	0
0	0	0	0	0	1	0	0	size	0	1	1	1	1	0	1	0	1	Pg			Zn			Zd							
M											opc																				

Encoding

NOT <Zd>.<T>, <Pg>/M, <Zn>.<T>

Decode for this encoding

```
if !IsFeatureImplemented(FEAT_SVE) && !IsFeatureImplemented(FEAT_SME) then
    EndOfDecode(Decode_UNDEF);
constant integer esize = 8 << UInt(size);
constant integer g = UInt(Pg);
constant integer n = UInt(Zn);
constant integer d = UInt(Zd);
constant boolean merging = TRUE;
```

Zeroing (FEAT_SVE2p2 || FEAT_SME2p2)

31	30	29	28	27	26	25	24	23	22	21	20	19	18	17	16	15	14	13	12	11	10	9	8	7	6	5	4	3	2	1	0
0	0	0	0	0	1	0	0	size	0	0	1	1	1	0	1	0	1	Pg			Zn			Zd							
M											opc																				

Encoding

NOT <Zd>.<T>, <Pg>/Z, <Zn>.<T>

Decode for this encoding

```
if !IsFeatureImplemented(FEAT_SVE2p2) && !IsFeatureImplemented(FEAT_SME2p2) then
    EndOfDecode(Decode_UNDEF);
constant integer esize = 8 << UInt(size);
constant integer g = UInt(Pg);
constant integer n = UInt(Zn);
constant integer d = UInt(Zd);
constant boolean merging = FALSE;
```

Assembler Symbols

- <Zd> Is the name of the destination scalable vector register, encoded in the "Zd" field.
- <T> Is the size specifier, encoded in "size":

size	<T>
00	B
01	H
10	S
11	D

<Pg> Is the name of the governing scalable predicate register P0-P7, encoded in the "Pg" field.

<Zn> Is the name of the source scalable vector register, encoded in the "Zn" field.

Operation

```

CheckSVEEnabled();
constant integer VL = CurrentVL;
constant integer PL = VL DIV 8;
constant integer elements = VL DIV esize;
constant bits(PL) mask = P[g, PL];
constant bits(VL) operand = if AnyActiveElement(mask, esize) then Z[n, VL] else Zeros(VL);
bits(VL) result = if merging then Z[d, VL] else Zeros(VL);

for e = 0 to elements-1
    if ActivePredicateElement(mask, e, esize) then
        constant bits(esize) element = Elem[operand, e, esize];
        Elem[result, e, esize] = NOT element;

Z[d, VL] = result;

```

Operational information

If PSTATE.DIT is 1:

- The execution time of this instruction is independent of:
 - The values of the data supplied in any of its operand registers when its governing predicate register contains the same value for each execution.
 - The values of the NZCV flags.
- The response of this instruction to asynchronous exceptions does not vary based on:
 - The values of the data supplied in any of its operand registers when its governing predicate register contains the same value for each execution.
 - The values of the NZCV flags.

The merging variant of this instruction might be immediately preceded in program order by a MOVPRFX instruction. The MOVPRFX must conform to all of the following requirements, otherwise the behavior of the MOVPRFX and the merging variant of this instruction is CONSTRAINED

UNPREDICTABLE:

- The MOVPRFX can be predicated or unpredicated.
- A predicated MOVPRFX must use the same governing predicate register as the merging variant this instruction.
- A predicated MOVPRFX must use the larger of the destination element size and first source element size in the preferred disassembly of the merging variant of this instruction.
- The MOVPRFX must specify the same destination register as the merging variant of this instruction.
- The destination register must not refer to architectural register state referenced by any other source operand register of the merging variant of this instruction.

Internal version only: aarchmrs v2025-03_rel, pseudocode v2025-03_rel ; Build timestamp: 2025-03-21T17:41

Copyright © 2010-2025 Arm Limited or its affiliates. All rights reserved. This document is Non-Confidential.

NOTS

Bitwise invert predicate, setting the condition flags

Bitwise invert each active element of the source predicate, and place the results in the corresponding elements of the destination predicate. Inactive elements in the destination predicate register are set to zero. Sets the First (N), None (Z), !Last (C) condition flags based on the predicate result, and the V flag to zero.

This is an alias of [EORS](#). This means:

- The encodings in this description are named to match the encodings of [EORS](#).
- The description of [EORS](#) gives the operational pseudocode, any CONSTRAINED UNPREDICTABLE behavior, and any operational information for this instruction.

Setting the condition flags

(FEAT_SVE || FEAT_SME)

31	30	29	28	27	26	25	24	23	22	21	20	19	18	17	16	15	14	13	12	11	10	9	8	7	6	5	4	3	2	1	0
0	0	1	0	0	1	0	1	0	1	0	0	Pm			0	1	Pg			1	Pn			0	Pd						
op S										o2										o3											

Encoding

NOTS [<Pd>.B](#), [<Pg>/Z](#), [<Pn>.B](#)

is equivalent to

[EORS](#) [<Pd>.B](#), [<Pg>/Z](#), [<Pn>.B](#), [<Pg>.B](#)

and is the preferred disassembly when `Pm == Pg`.

Assembler Symbols

- <Pd> Is the name of the destination scalable predicate register, encoded in the "Pd" field.
- <Pg> Is the name of the governing scalable predicate register, encoded in the "Pg" field.
- <Pn> Is the name of the source scalable predicate register, encoded in the "Pn" field.

Operation

The description of [EORS](#) gives the operational pseudocode for this instruction.

Operational information

If PSTATE.DIT is 1:

- The execution time of this instruction is independent of:
 - The values of the data supplied in any of its operand registers when its governing predicate register contains the same value for each execution.
 - The values of the NZCV flags.
- The response of this instruction to asynchronous exceptions does not vary based on:
 - The values of the data supplied in any of its operand registers when its governing predicate register contains the same value for each execution.
 - The values of the NZCV flags.

If FEAT_SME is implemented and the PE is in Streaming SVE mode, then any subsequent instruction which is dependent on the NZCV condition flags written by this instruction might be significantly delayed.

ORN (immediate)

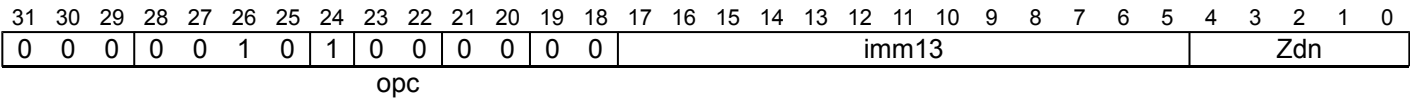
Bitwise inclusive OR with inverted immediate (unpredicated)

Bitwise inclusive OR an inverted immediate with each 64-bit element of the source vector, and destructively place the results in the corresponding elements of the source vector. The immediate is a 64-bit value consisting of a single run of ones or zeros repeating every 2, 4, 8, 16, 32 or 64 bits. This instruction is unpredicated.

This is a pseudo-instruction of [ORR \(immediate\)](#). This means:

- The encodings in this description are named to match the encodings of [ORR \(immediate\)](#).
- The assembler syntax is used only for assembly, and is not used on disassembly.
- The description of [ORR \(immediate\)](#) gives the operational pseudocode, any CONSTRAINED UNPREDICTABLE behavior, and any operational information for this instruction.

SVE
(FEAT_SVE || FEAT_SME)



Encoding

ORN <Zdn>.<T>, <Zdn>.<T>, #<const>

is equivalent to

ORR <Zdn>.<T>, <Zdn>.<T>, #(-<const> - 1)

Assembler Symbols

- <Zdn> Is the name of the source and destination scalable vector register, encoded in the "Zdn" field.
- <T> Is the size specifier, encoded in "imm13":

imm13	<T>
0xxxxxx0xxxxx	S
0xxxxxx10xxxx	H
0xxxxxx110xxx	B
0xxxxxx1110xx	B
0xxxxxx11110x	B
0xxxxxx11111x	RESERVED
1xxxxxxxxxxxxx	D
- <const> Is a 64, 32, 16 or 8-bit bitmask consisting of replicated 2, 4, 8, 16, 32 or 64 bit fields, each field containing a rotated run of non-zero bits, encoded in the "imm13" field.

Operation

The description of [ORR \(immediate\)](#) gives the operational pseudocode for this instruction.

Operational information

- If PSTATE.DIT is 1:
 - The execution time of this instruction is independent of:
 - The values of the data supplied in any of its registers.
 - The values of the NZCV flags.
 - The response of this instruction to asynchronous exceptions does not vary based on:
 - The values of the data supplied in any of its registers.
 - The values of the NZCV flags.

This instruction might be immediately preceded in program order by a `MOVPRFX` instruction. The `MOVPRFX` must conform to all of the following requirements, otherwise the behavior of the `MOVPRFX` and this instruction is `CONSTRAINED UNPREDICTABLE`:

- The `MOVPRFX` must be unpredicated.
- The `MOVPRFX` must specify the same destination register as this instruction.
- The destination register must not refer to architectural register state referenced by any other source operand register of this instruction.

Internal version only: aarchmrs v2025-03_rel, pseudocode v2025-03_rel ; Build timestamp: 2025-03-21T17:41

Copyright © 2010-2025 Arm Limited or its affiliates. All rights reserved. This document is Non-Confidential.

ORN (predicates)

Bitwise inclusive OR inverted predicate

Bitwise inclusive OR inverted active elements of the second source predicate with corresponding elements of the first source predicate and place the results in the corresponding elements of the destination predicate. Inactive elements in the destination predicate register are set to zero. Does not set the condition flags.

Not setting the condition flags

(FEAT_SVE || FEAT_SME)

31	30	29	28	27	26	25	24	23	22	21	20	19	18	17	16	15	14	13	12	11	10	9	8	7	6	5	4	3	2	1	0
0	0	1	0	0	1	0	1	1	0	0	0	Pm			0	1	Pg			0	Pn			1	Pd						
op S												o2						o3													

Encoding

ORN <Pd>.B, <Pg>/Z, <Pn>.B, <Pm>.B

Decode for this encoding

```
if !IsFeatureImplemented(FEAT_SVE) && !IsFeatureImplemented(FEAT_SME) then
    EndOfDecode(Decode_UNDEF);
constant integer esize = 8;
constant integer g = UInt(Pg);
constant integer n = UInt(Pn);
constant integer m = UInt(Pm);
constant integer d = UInt(Pd);
constant boolean setflags = FALSE;
```

Assembler Symbols

- <Pd> Is the name of the destination scalable predicate register, encoded in the "Pd" field.
- <Pg> Is the name of the governing scalable predicate register, encoded in the "Pg" field.
- <Pn> Is the name of the first source scalable predicate register, encoded in the "Pn" field.
- <Pm> Is the name of the second source scalable predicate register, encoded in the "Pm" field.

Operation

```
CheckSVEEnabled();
constant integer VL = CurrentVL;
constant integer PL = VL DIV 8;
constant integer elements = VL DIV esize;
constant bits(PL) mask = P[g, PL];
constant bits(PL) operand1 = P[n, PL];
constant bits(PL) operand2 = P[m, PL];
bits(PL) result;
constant integer psize = esize DIV 8;

for e = 0 to elements-1
    constant bit element1 = PredicateElement(operand1, e, esize);
    constant bit element2 = PredicateElement(operand2, e, esize);
    if ActivePredicateElement(mask, e, esize) then
        Elem[result, e, psize] = ZeroExtend(element1 OR (NOT element2), psize);
    else
        Elem[result, e, psize] = ZeroExtend('0', psize);

if setflags then
    PSTATE.<N,Z,C,V> = PredTest(mask, result, esize);
P[d, PL] = result;
```

Operational information

If PSTATE.DIT is 1:

- The execution time of this instruction is independent of:
 - The values of the data supplied in any of its operand registers when its governing predicate register contains the same value for each execution.
 - The values of the NZCV flags.
- The response of this instruction to asynchronous exceptions does not vary based on:
 - The values of the data supplied in any of its operand registers when its governing predicate register contains the same value for each execution.
 - The values of the NZCV flags.

Internal version only: aarchmrs v2025-03_rel, pseudocode v2025-03_rel ; Build timestamp: 2025-03-21T17:41

Copyright © 2010-2025 Arm Limited or its affiliates. All rights reserved. This document is Non-Confidential.

ORNS

Bitwise inclusive OR inverted predicate, setting the condition flags

Bitwise inclusive OR inverted active elements of the second source predicate with corresponding elements of the first source predicate and place the results in the corresponding elements of the destination predicate. Inactive elements in the destination predicate register are set to zero. Sets the First (N), None (Z), !Last (C) condition flags based on the predicate result, and the V flag to zero.

Setting the condition flags (FEAT_SVE || FEAT_SME)

31	30	29	28	27	26	25	24	23	22	21	20	19	18	17	16	15	14	13	12	11	10	9	8	7	6	5	4	3	2	1	0
0	0	1	0	0	1	0	1	1	1	0	0	Pm			0	1	Pg			0	Pn			1	Pd						
op S												o2						o3													

Encoding

ORNS <Pd>.B, <Pg>/Z, <Pn>.B, <Pm>.B

Decode for this encoding

```
if !IsFeatureImplemented(FEAT_SVE) && !IsFeatureImplemented(FEAT_SME) then
    EndOfDecode(Decode_UNDEF);
constant integer esize = 8;
constant integer g = UInt(Pg);
constant integer n = UInt(Pn);
constant integer m = UInt(Pm);
constant integer d = UInt(Pd);
constant boolean setflags = TRUE;
```

Assembler Symbols

- <Pd> Is the name of the destination scalable predicate register, encoded in the "Pd" field.
- <Pg> Is the name of the governing scalable predicate register, encoded in the "Pg" field.
- <Pn> Is the name of the first source scalable predicate register, encoded in the "Pn" field.
- <Pm> Is the name of the second source scalable predicate register, encoded in the "Pm" field.

Operation

```
CheckSVEEnabled();
constant integer VL = CurrentVL;
constant integer PL = VL DIV 8;
constant integer elements = VL DIV esize;
constant bits(PL) mask = P[g, PL];
constant bits(PL) operand1 = P[n, PL];
constant bits(PL) operand2 = P[m, PL];
bits(PL) result;
constant integer psize = esize DIV 8;

for e = 0 to elements-1
    constant bit element1 = PredicateElement(operand1, e, esize);
    constant bit element2 = PredicateElement(operand2, e, esize);
    if ActivePredicateElement(mask, e, esize) then
        Elem[result, e, psize] = ZeroExtend(element1 OR (NOT element2), psize);
    else
        Elem[result, e, psize] = ZeroExtend('0', psize);

if setflags then
    PSTATE.<N,Z,C,V> = PredTest(mask, result, esize);
P[d, PL] = result;
```

Operational information

If PSTATE.DIT is 1:

- The execution time of this instruction is independent of:
 - The values of the data supplied in any of its operand registers when its governing predicate register contains the same value for each execution.
 - The values of the NZCV flags.
- The response of this instruction to asynchronous exceptions does not vary based on:
 - The values of the data supplied in any of its operand registers when its governing predicate register contains the same value for each execution.
 - The values of the NZCV flags.

If FEAT_SME is implemented and the PE is in Streaming SVE mode, then any subsequent instruction which is dependent on the NZCV condition flags written by this instruction might be significantly delayed.

Internal version only: aarchmrs v2025-03_rel, pseudocode v2025-03_rel ; Build timestamp: 2025-03-21T17:41

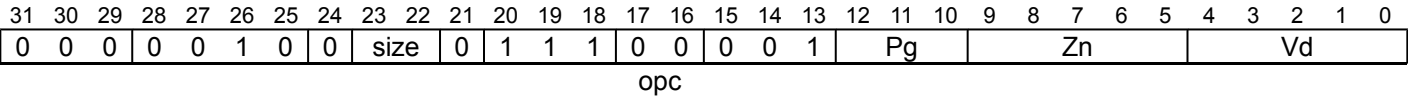
Copyright © 2010-2025 Arm Limited or its affiliates. All rights reserved. This document is Non-Confidential.

ORQV

Bitwise inclusive OR reduction of quadword vector segments

Bitwise inclusive OR of the same element numbers from each 128-bit source vector segment, placing each result into the corresponding element number of the 128-bit SIMD&FP destination register. Inactive elements in the source vector are treated as all zeros.

SVE2
(FEAT_SVE2p1 || FEAT_SME2p1)



Encoding

```
ORQV <Vd>.<T>, <Pg>, <Zn>.<Tb>
```

Decode for this encoding

```
if !IsFeatureImplemented(FEAT_SVE2p1) && !IsFeatureImplemented(FEAT_SME2p1) then
    EndOfDecode(Decode_UNDEF);
constant integer esize = 8 << UInt(size);
constant integer g = UInt(Pg);
constant integer n = UInt(Zn);
constant integer d = UInt(Vd);
```

Assembler Symbols

<Vd> Is the name of the destination SIMD&FP register, encoded in the "Vd" field.

<T> Is an arrangement specifier, encoded in “size”:

size	<T>
00	16B
01	8H
10	4S
11	2D

<Pg> Is the name of the governing scalable predicate register P0-P7, encoded in the "Pg" field.

<Zn> Is the name of the source scalable vector register, encoded in the "Zn" field.

<Tb> Is the size specifier, encoded in “size”:

size	<Tb>
00	B
01	H
10	S
11	D

Operation

```
CheckSVEEnabled();
constant integer VL = CurrentVL;
constant integer PL = VL DIV 8;
constant integer segments = VL DIV 128;
constant integer elemperssegment = 128 DIV esize;
constant bits(PL) mask = P[g, PL];
constant bits(VL) operand = if AnyActiveElement(mask, esize) then Z[n, VL] else Zeros(VL);
bits(128) result = Zeros(128);
bits(128) stmp = Zeros(128);

bits(esize) dtmp;

for e = 0 to elemperssegment-1
    dtmp = Zeros(esize);
    for s = 0 to segments-1
        if ActivePredicateElement(mask, s * elemperssegment + e, esize) then
            stmp = Elem[operand, s, 128];
            dtmp = dtmp OR Elem[stmp, e, esize];
        Elem[result, e, esize] = dtmp<esize-1:0>;

V[d, 128] = result;
```

Operational information

If PSTATE.DIT is 1:

- The execution time of this instruction is independent of:
 - The values of the data supplied in any of its operand registers when its governing predicate register contains the same value for each execution.
 - The values of the NZCV flags.
- The response of this instruction to asynchronous exceptions does not vary based on:
 - The values of the data supplied in any of its operand registers when its governing predicate register contains the same value for each execution.
 - The values of the NZCV flags.

Internal version only: aarchmrs v2025-03_rel, pseudocode v2025-03_rel ; Build timestamp: 2025-03-21T17:41

Copyright © 2010-2025 Arm Limited or its affiliates. All rights reserved. This document is Non-Confidential.

ORR (immediate)

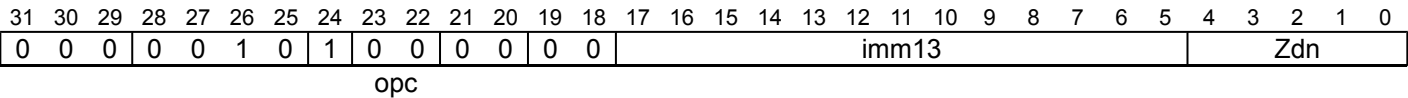
Bitwise inclusive OR with immediate (unpredicated)

Bitwise inclusive OR an immediate with each 64-bit element of the source vector, and destructively place the results in the corresponding elements of the source vector. The immediate is a 64-bit value consisting of a single run of ones or zeros repeating every 2, 4, 8, 16, 32 or 64 bits. This instruction is unpredicated.

This instruction is used by the pseudo-instruction [ORN \(immediate\)](#).

SVE

(FEAT_SVE || FEAT_SME)



Encoding

ORR <Zdn>.<T>, <Zdn>.<T>, #<const>

Decode for this encoding

```
if !IsFeatureImplemented(FEAT_SVE) && !IsFeatureImplemented(FEAT_SME) then
    EndOfDecode(Decode_UNDEF);
constant integer dn = UInt(Zdn);
bits(64) imm;
(imm, -) = DecodeBitMasks(imm13<12>, imm13<5:0>, imm13<11:6>, TRUE, 64);
```

Assembler Symbols

- <Zdn> Is the name of the source and destination scalable vector register, encoded in the "Zdn" field.
- <T> Is the size specifier, encoded in "imm13":

imm13	<T>
0xxxxxx0xxxxx	S
0xxxxxx10xxxx	H
0xxxxxx110xxx	B
0xxxxxx1110xx	B
0xxxxxx11110x	B
0xxxxxx11111x	RESERVED
1xxxxxxxxxxxxx	D
- <const> Is a 64, 32, 16 or 8-bit bitmask consisting of replicated 2, 4, 8, 16, 32 or 64 bit fields, each field containing a rotated run of non-zero bits, encoded in the "imm13" field.

Operation

```
CheckSVEEnabled();
constant integer VL = CurrentVL;
constant integer elements = VL DIV 64;
constant bits(VL) operand = Z[dn, VL];
bits(VL) result;

for e = 0 to elements-1
    constant bits(64) element1 = Elem[operand, e, 64];
    Elem[result, e, 64] = element1 OR imm;

Z[dn, VL] = result;
```

Operational information

If PSTATE.DIT is 1:

- The execution time of this instruction is independent of:
 - The values of the data supplied in any of its registers.
 - The values of the NZCV flags.
- The response of this instruction to asynchronous exceptions does not vary based on:
 - The values of the data supplied in any of its registers.
 - The values of the NZCV flags.

This instruction might be immediately preceded in program order by a `MOVPRFX` instruction. The `MOVPRFX` must conform to all of the following requirements, otherwise the behavior of the `MOVPRFX` and this instruction is **CONSTRAINED UNPREDICTABLE**:

- The `MOVPRFX` must be unpredicated.
- The `MOVPRFX` must specify the same destination register as this instruction.
- The destination register must not refer to architectural register state referenced by any other source operand register of this instruction.

Internal version only: aarchmrs v2025-03_rel, pseudocode v2025-03_rel ; Build timestamp: 2025-03-21T17:41

Copyright © 2010-2025 Arm Limited or its affiliates. All rights reserved. This document is Non-Confidential.

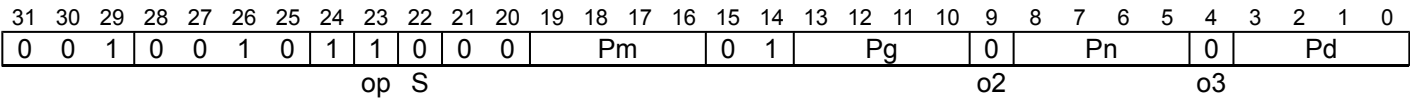
ORR (predicates)

Bitwise inclusive OR predicates

Bitwise inclusive OR active elements of the second source predicate with corresponding elements of the first source predicate and place the results in the corresponding elements of the destination predicate. Inactive elements in the destination predicate register are set to zero. Does not set the condition flags.

This instruction is used by the alias [MOV](#).

Not setting the condition flags (FEAT_SVE || FEAT_SME)



Encoding

ORR <Pd>.B, <Pg>/Z, <Pn>.B, <Pm>.B

Decode for this encoding

```
if !IsFeatureImplemented(FEAT_SVE) && !IsFeatureImplemented(FEAT_SME) then
    EndOfDecode(Decode_UNDEF);
constant integer esize = 8;
constant integer g = UInt(Pg);
constant integer n = UInt(Pn);
constant integer m = UInt(Pm);
constant integer d = UInt(Pd);
constant boolean setflags = FALSE;
```

Assembler Symbols

- <Pd> Is the name of the destination scalable predicate register, encoded in the "Pd" field.
- <Pg> Is the name of the governing scalable predicate register, encoded in the "Pg" field.
- <Pn> Is the name of the first source scalable predicate register, encoded in the "Pn" field.
- <Pm> Is the name of the second source scalable predicate register, encoded in the "Pm" field.

Alias Conditions

Alias	Is preferred when
MOV	S == '0' && Pn == Pm && Pm == Pg

Operation

```
CheckSVEEnabled();
constant integer VL = CurrentVL;
constant integer PL = VL DIV 8;
constant integer elements = VL DIV esize;
constant bits(PL) mask = P[g, PL];
constant bits(PL) operand1 = P[n, PL];
constant bits(PL) operand2 = P[m, PL];
bits(PL) result;
constant integer psize = esize DIV 8;

for e = 0 to elements-1
    constant bit element1 = PredicateElement(operand1, e, esize);
    constant bit element2 = PredicateElement(operand2, e, esize);
    if ActivePredicateElement(mask, e, esize) then
        Elem[result, e, psize] = ZeroExtend(element1 OR element2, psize);
    else
        Elem[result, e, psize] = ZeroExtend('0', psize);

if setflags then
    PSTATE.<N,Z,C,V> = PredTest(mask, result, esize);
P[d, PL] = result;
```

Operational information

If PSTATE.DIT is 1:

- The execution time of this instruction is independent of:
 - The values of the data supplied in any of its operand registers when its governing predicate register contains the same value for each execution.
 - The values of the NZCV flags.
- The response of this instruction to asynchronous exceptions does not vary based on:
 - The values of the data supplied in any of its operand registers when its governing predicate register contains the same value for each execution.
 - The values of the NZCV flags.

Internal version only: aarchmrs v2025-03_rel, pseudocode v2025-03_rel ; Build timestamp: 2025-03-21T17:41

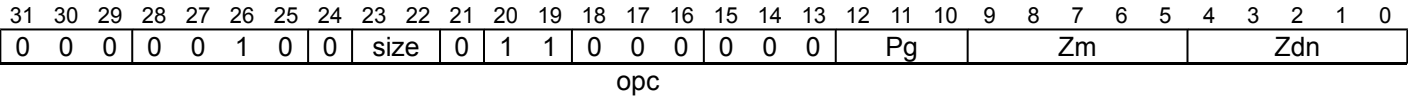
Copyright © 2010-2025 Arm Limited or its affiliates. All rights reserved. This document is Non-Confidential.

ORR (vectors, predicated)

Bitwise inclusive OR vectors (predicated)

Bitwise inclusive OR active elements of the second source vector with corresponding elements of the first source vector and destructively place the results in the corresponding elements of the first source vector. Inactive elements in the destination vector register remain unmodified.

SVE (FEAT_SVE || FEAT_SME)



Encoding

ORR <Zdn>.<T>, <Pg>/M, <Zdn>.<T>, <Zm>.<T>

Decode for this encoding

```
if !IsFeatureImplemented(FEAT_SVE) && !IsFeatureImplemented(FEAT_SME) then
    EndOfDecode(Decode_UNDEF);
constant integer esize = 8 << UInt(size);
constant integer g = UInt(Pg);
constant integer dn = UInt(Zdn);
constant integer m = UInt(Zm);
```

Assembler Symbols

<Zdn> Is the name of the first source and destination scalable vector register, encoded in the "Zdn" field.

<T> Is the size specifier, encoded in "size":

size	<T>
00	B
01	H
10	S
11	D

<Pg> Is the name of the governing scalable predicate register P0-P7, encoded in the "Pg" field.

<Zm> Is the name of the second source scalable vector register, encoded in the "Zm" field.

Operation

```
CheckSVEEnabled();
constant integer VL = CurrentVL;
constant integer PL = VL DIV 8;
constant integer elements = VL DIV esize;
constant bits(PL) mask = P[g, PL];
constant bits(VL) operand1 = Z[dn, VL];
constant bits(VL) operand2 = if AnyActiveElement(mask, esize) then Z[m, VL] else Zeros(VL);
bits(VL) result;

for e = 0 to elements-1
    constant bits(esize) element1 = Elem[operand1, e, esize];
    constant bits(esize) element2 = Elem[operand2, e, esize];
    if ActivePredicateElement(mask, e, esize) then
        Elem[result, e, esize] = element1 OR element2;
    else
        Elem[result, e, esize] = Elem[operand1, e, esize];

Z[dn, VL] = result;
```

Operational information

If PSTATE.DIT is 1:

- The execution time of this instruction is independent of:
 - The values of the data supplied in any of its operand registers when its governing predicate register contains the same value for each execution.
 - The values of the NZCV flags.
- The response of this instruction to asynchronous exceptions does not vary based on:
 - The values of the data supplied in any of its operand registers when its governing predicate register contains the same value for each execution.
 - The values of the NZCV flags.

This instruction might be immediately preceded in program order by a MOVPRFX instruction. The MOVPRFX must conform to all of the following requirements, otherwise the behavior of the MOVPRFX and this instruction is CONSTRAINED UNPREDICTABLE:

- The MOVPRFX can be predicated or unpredicated.
- A predicated MOVPRFX must use the same governing predicate register as this instruction.
- A predicated MOVPRFX must use the larger of the destination element size and first source element size in the preferred disassembly of this instruction.
- The MOVPRFX must specify the same destination register as this instruction.
- The destination register must not refer to architectural register state referenced by any other source operand register of this instruction.

Internal version only: aarchmrs v2025-03_rel, pseudocode v2025-03_rel ; Build timestamp: 2025-03-21T17:41

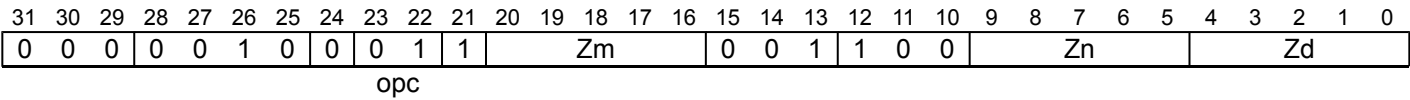
Copyright © 2010-2025 Arm Limited or its affiliates. All rights reserved. This document is Non-Confidential.

ORR (vectors, unpredicated)

Bitwise inclusive OR vectors (unpredicated)

Bitwise inclusive OR all elements of the second source vector with corresponding elements of the first source vector and place the first in the corresponding elements of the destination vector. This instruction is unpredicated.
This instruction is used by the alias [MOV \(vector, unpredicated\)](#).

SVE
(FEAT_SVE || FEAT_SME)



Encoding

ORR <Zd>.D, <Zn>.D, <Zm>.D

Decode for this encoding

```
if !IsFeatureImplemented(FEAT_SVE) && !IsFeatureImplemented(FEAT_SME) then
    EndOfDecode(Decode_UNDEF);
constant integer n = UInt(Zn);
constant integer m = UInt(Zm);
constant integer d = UInt(Zd);
```

Assembler Symbols

- <Zd> Is the name of the destination scalable vector register, encoded in the "Zd" field.
- <Zn> Is the name of the first source scalable vector register, encoded in the "Zn" field.
- <Zm> Is the name of the second source scalable vector register, encoded in the "Zm" field.

Alias Conditions

Alias	Is preferred when
MOV (vector, unpredicated)	Zn == Zm

Operation

```
CheckSVEEnabled();
constant integer VL = CurrentVL;
constant bits(VL) operand1 = Z[n, VL];
constant bits(VL) operand2 = Z[m, VL];

Z[d, VL] = operand1 OR operand2;
```

Operational information

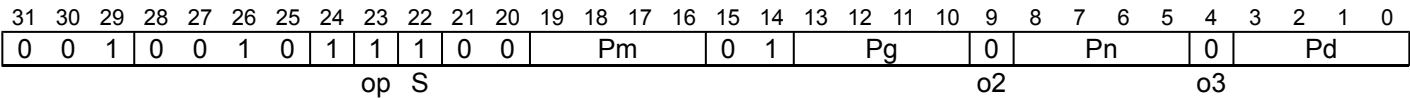
- If PSTATE.DIT is 1:
- The execution time of this instruction is independent of:
 - The values of the data supplied in any of its registers.
 - The values of the NZCV flags.
 - The response of this instruction to asynchronous exceptions does not vary based on:
 - The values of the data supplied in any of its registers.
 - The values of the NZCV flags.

ORRS

Bitwise inclusive OR predicates, setting the condition flags

Bitwise inclusive OR active elements of the second source predicate with corresponding elements of the first source predicate and place the results in the corresponding elements of the destination predicate. Inactive elements in the destination predicate register are set to zero. Sets the First (N), None (Z), !Last (C) condition flags based on the predicate result, and the V flag to zero. This instruction is used by the alias [MOVS \(unpredicated\)](#).

Setting the condition flags
(FEAT_SVE || FEAT_SME)



Encoding

ORRS <Pd>.B, <Pg>/Z, <Pn>.B, <Pm>.B

Decode for this encoding

```
if !IsFeatureImplemented(FEAT_SVE) && !IsFeatureImplemented(FEAT_SME) then
    EndOfDecode(Decode_UNDEF);
constant integer esize = 8;
constant integer g = UInt(Pg);
constant integer n = UInt(Pn);
constant integer m = UInt(Pm);
constant integer d = UInt(Pd);
constant boolean setflags = TRUE;
```

Assembler Symbols

- <Pd> Is the name of the destination scalable predicate register, encoded in the "Pd" field.
- <Pg> Is the name of the governing scalable predicate register, encoded in the "Pg" field.
- <Pn> Is the name of the first source scalable predicate register, encoded in the "Pn" field.
- <Pm> Is the name of the second source scalable predicate register, encoded in the "Pm" field.

Alias Conditions

Alias	Is preferred when
MOVS (unpredicated)	S == '1' && Pn == Pm && Pm == Pg

Operation

```
CheckSVEEnabled();
constant integer VL = CurrentVL;
constant integer PL = VL DIV 8;
constant integer elements = VL DIV esize;
constant bits(PL) mask = P[g, PL];
constant bits(PL) operand1 = P[n, PL];
constant bits(PL) operand2 = P[m, PL];
bits(PL) result;
constant integer psize = esize DIV 8;

for e = 0 to elements-1
    constant bit element1 = PredicateElement(operand1, e, esize);
    constant bit element2 = PredicateElement(operand2, e, esize);
    if ActivePredicateElement(mask, e, esize) then
        Elem[result, e, psize] = ZeroExtend(element1 OR element2, psize);
    else
        Elem[result, e, psize] = ZeroExtend('0', psize);

if setflags then
    PSTATE.<N,Z,C,V> = PredTest(mask, result, esize);
P[d, PL] = result;
```

Operational information

If PSTATE.DIT is 1:

- The execution time of this instruction is independent of:
 - The values of the data supplied in any of its operand registers when its governing predicate register contains the same value for each execution.
 - The values of the NZCV flags.
- The response of this instruction to asynchronous exceptions does not vary based on:
 - The values of the data supplied in any of its operand registers when its governing predicate register contains the same value for each execution.
 - The values of the NZCV flags.

If FEAT_SME is implemented and the PE is in Streaming SVE mode, then any subsequent instruction which is dependent on the NZCV condition flags written by this instruction might be significantly delayed.

Internal version only: aarchmrs v2025-03_rel, pseudocode v2025-03_rel ; Build timestamp: 2025-03-21T17:41

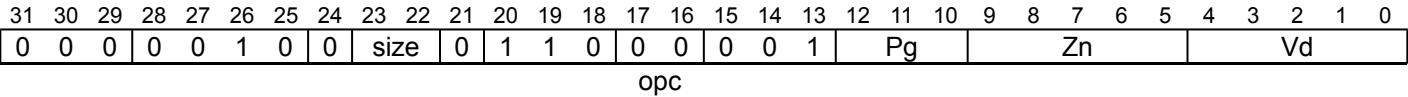
Copyright © 2010-2025 Arm Limited or its affiliates. All rights reserved. This document is Non-Confidential.

ORV

Bitwise inclusive OR reduction to scalar

Bitwise inclusive OR horizontally across all lanes of a vector, and place the result in the SIMD&FP scalar destination register. Inactive elements in the source vector are treated as zero.

SVE
(FEAT_SVE || FEAT_SME)



Encoding

ORV <V><d>, <Pg>, <Zn>.<T>

Decode for this encoding

```
if !IsFeatureImplemented(FEAT_SVE) && !IsFeatureImplemented(FEAT_SME) then
    EndOfDecode(Decode_UNDEF);
constant integer esize = 8 << UInt(size);
constant integer g = UInt(Pg);
constant integer n = UInt(Zn);
constant integer d = UInt(Vd);
```

Assembler Symbols

<V> Is a width specifier, encoded in “size”:

size	<V>
00	B
01	H
10	S
11	D

<d> Is the number [0-31] of the destination SIMD&FP register, encoded in the "Vd" field.

<Pg> Is the name of the governing scalable predicate register P0-P7, encoded in the "Pg" field.

<Zn> Is the name of the source scalable vector register, encoded in the "Zn" field.

<T> Is the size specifier, encoded in “size”:

size	<T>
00	B
01	H
10	S
11	D

Operation

```
CheckSVEEnabled();
constant integer VL = CurrentVL;
constant integer PL = VL DIV 8;
constant integer elements = VL DIV esize;
constant bits(PL) mask = P[g, PL];
constant bits(VL) operand = if AnyActiveElement(mask, esize) then Z[n, VL] else Zeros(VL);
bits(esize) result = Zeros(esize);

for e = 0 to elements-1
    if ActivePredicateElement(mask, e, esize) then
        result = result OR Elem[operand, e, esize];

V[d, esize] = result;
```

Operational information

If PSTATE.DIT is 1:

- The execution time of this instruction is independent of:
 - The values of the data supplied in any of its operand registers when its governing predicate register contains the same value for each execution.
 - The values of the NZCV flags.
- The response of this instruction to asynchronous exceptions does not vary based on:
 - The values of the data supplied in any of its operand registers when its governing predicate register contains the same value for each execution.
 - The values of the NZCV flags.

Internal version only: aarchmrs v2025-03_rel, pseudocode v2025-03_rel ; Build timestamp: 2025-03-21T17:41

Copyright © 2010-2025 Arm Limited or its affiliates. All rights reserved. This document is Non-Confidential.

PEXT (predicate pair)

Predicate extract pair from predicate-as-counter

Converts the source predicate-as-counter into a four register wide predicate-as-mask, and copies the two portions of the mask value selected by the portion index to the two destination predicate registers. A portion corresponds to a one predicate register fraction of the wider predicate-as-mask value.

SVE2
(FEAT_SME2 || FEAT_SVE2p1)

31	30	29	28	27	26	25	24	23	22	21	20	19	18	17	16	15	14	13	12	11	10	9	8	7	6	5	4	3	2	1	0
0	0	1	0	0	1	0	1	size	1	0	0	0	0	0	0	0	1	1	1	0	1	0	i1	PNn		1	Pd				

Encoding

```
PEXT { <Pd1>.<T>, <Pd2>.<T> }, <PNn>[<imm>]
```

Decode for this encoding

```
if !IsFeatureImplemented(FEAT_SME2) && !IsFeatureImplemented(FEAT_SVE2p1) then
    EndOfDecode(Decode_UNDEF);
constant integer esize = 8 << UInt(size);
constant integer n = UInt('1':PNn);
constant integer d0 = UInt(Pd);
constant integer d1 = (UInt(Pd) + 1) MOD 16;
constant integer part = UInt(i1);
```

Assembler Symbols

<Pd1> Is the name of the first destination scalable predicate register, encoded in the "Pd" field.

<T> Is the size specifier, encoded in “size”:

size	<T>
00	B
01	H
10	S
11	D

<Pd2> Is the name of the second destination scalable predicate register, encoded in the "Pd" field.

<PNn> Is the name of the first source scalable predicate register PN8-PN15, with predicate-as-counter encoding, encoded in the "PNn" field.

<imm> Is the portion index, in the range 0 to 1, encoded in the "i1" field.

Operation

```
if IsFeatureImplemented(FEAT_SVE2p1) then CheckSVEEnabled\(\); else CheckStreamingSVEEnabled\(\);
constant integer VL = CurrentVL;
constant integer PL = VL DIV 8;
constant integer elements = VL DIV esize;
constant bits(PL) pred = P[n, PL];
constant bits(PL*4) mask = CounterToPredicate(pred<15:0>, PL*4);
bits(PL) result0;
bits(PL) result1;
constant integer psize = esize DIV 8;

for e = 0 to elements-1
    constant bit pbit = PredicateElement(mask, part * 2 * elements + e, esize);
    Elem[result0, e, psize] = ZeroExtend(pbit, psize);

for e = 0 to elements-1
    constant bit pbit = PredicateElement(mask, part * 2 * elements + elements + e, esize);
    Elem[result1, e, psize] = ZeroExtend(pbit, psize);

P[d0, PL] = result0;
P[d1, PL] = result1;
```

Internal version only: aarchmrs v2025-03_rel, pseudocode v2025-03_rel ; Build timestamp: 2025-03-21T17:41

Copyright © 2010-2025 Arm Limited or its affiliates. All rights reserved. This document is Non-Confidential.

PEXT (predicate)

Predicate extract from predicate-as-counter

Converts the source predicate-as-counter into a four register wide predicate-as-mask, and copies the portion of the mask value selected by the portion index to the destination predicate register. A portion corresponds to a one predicate register fraction of the wider predicate-as-mask value.

SVE2
(FEAT_SME2 || FEAT_SVE2p1)

31 30 29 28 27 26 25 24 23 22 21 20 19 18 17 16 15 14 13 12 11 10 9 8 7 6 5 4 3 2 1 0
0 0 1 0 0 1 0 1 size 1 0 0 0 0 0 0 1 1 1 0 0 imm2 PNn 1 Pd

Encoding

PEXT <Pd>.<T>, <PNn>[<imm>]

Decode for this encoding

if !IsFeatureImplemented(FEAT_SME2) && !IsFeatureImplemented(FEAT_SVE2p1) then
EndOfDecode(Decode_UNDEF);
constant integer esize = 8 << UInt(size);
constant integer n = UInt('1':PNn);
constant integer d = UInt(Pd);
constant integer part = UInt(imm2);

Assembler Symbols

- <Pd> Is the name of the destination scalable predicate register, encoded in the "Pd" field.
- <T> Is the size specifier, encoded in "size":
size <T>
00 B
01 H
10 S
11 D
- <PNn> Is the name of the first source scalable predicate register PN8-PN15, with predicate-as-counter encoding, encoded in the "PNn" field.
- <imm> Is the portion index, in the range 0 to 3, encoded in the "imm2" field.

Operation

if IsFeatureImplemented(FEAT_SVE2p1) then CheckSVEEnabled(); else CheckStreamingSVEEnabled();
constant integer VL = CurrentVL;
constant integer PL = VL DIV 8;
constant integer elements = VL DIV esize;
constant bits(PL) pred = P[n, PL];
constant bits(PL*4) mask = CounterToPredicate(pred<15:0>, PL*4);
bits(PL) result;
constant integer psize = esize DIV 8;

for e = 0 to elements-1
constant bit pbit = PredicateElement(mask, part * elements + e, esize);
Elem[result, e, psize] = ZeroExtend(pbit, psize);

P[d, PL] = result;

PFALSE

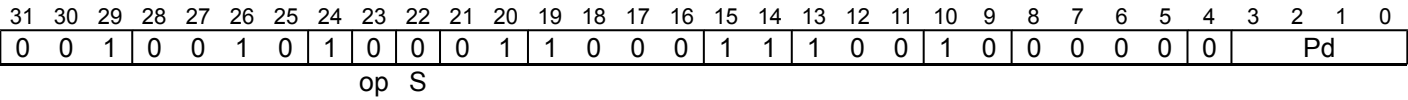
Set all predicate elements to false

Set all elements in the destination predicate to false.

For programmer convenience, an assembler must also accept predicate-as-counter register name for the destination predicate register.

SVE

(FEAT_SVE || FEAT_SME)



Encoding

PFALSE <Pd>.B

Decode for this encoding

```
if !IsFeatureImplemented(FEAT_SVE) && !IsFeatureImplemented(FEAT_SME) then
    EndOfDecode(Decode_UNDEF);
constant integer d = UInt(Pd);
```

Assembler Symbols

<Pd> Is the name of the destination scalable predicate register, encoded in the "Pd" field.

Operation

```
CheckSVEEnabled();
constant integer VL = CurrentVL;
constant integer PL = VL DIV 8;
P[d, PL] = Zeros(PL);
```

Operational information

- If PSTATE.DIT is 1:
- The execution time of this instruction is independent of:
 - The values of the data supplied in any of its registers.
 - The values of the NZCV flags.
 - The response of this instruction to asynchronous exceptions does not vary based on:
 - The values of the data supplied in any of its registers.
 - The values of the NZCV flags.

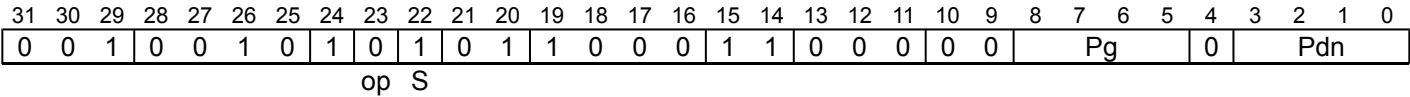
PFIRST

Set the first active predicate element to true

Sets the first active element in the destination predicate to true, otherwise elements from the source predicate are passed through unchanged. Sets the First (N), None (Z), !Last (C) condition flags based on the predicate result, and the V flag to zero.

SVE

(FEAT_SVE || FEAT_SME)



Encoding

PFIRST <Pdn>.B, <Pg>, <Pdn>.B

Decode for this encoding

```
if !IsFeatureImplemented(FEAT_SVE) && !IsFeatureImplemented(FEAT_SME) then
    EndOfDecode(Decode_UNDEF);
constant integer esize = 8;
constant integer g = UInt(Pg);
constant integer dn = UInt(Pdn);
```

Assembler Symbols

- <Pdn> Is the name of the source and destination scalable predicate register, encoded in the "Pdn" field.
- <Pg> Is the name of the governing scalable predicate register, encoded in the "Pg" field.

Operation

```
CheckSVEEnabled();
constant integer VL = CurrentVL;
constant integer PL = VL DIV 8;
constant integer elements = VL DIV esize;
constant bits(PL) mask = P[g, PL];
bits(PL) result = P[dn, PL];
integer first = -1;
constant integer psize = esize DIV 8;

for e = 0 to elements-1
    if ActivePredicateElement(mask, e, esize) && first == -1 then
        first = e;

if first >= 0 then
    Elem[result, first, psize] = ZeroExtend('1', psize);

PSTATE.<N,Z,C,V> = PredTest(mask, result, esize);
P[dn, PL] = result;
```

Operational information

If FEAT_SME is implemented and the PE is in Streaming SVE mode, then any subsequent instruction which is dependent on the NZCV condition flags written by this instruction might be significantly delayed.

PMLAL

Multi-vector polynomial multiply long and accumulate vectors

Polynomial multiply over [0, 1] the corresponding even-numbered elements of the first and second source vectors, and bitwise exclusive-OR the result with the overlapping double-width elements of the first destination vector. Perform the same operation with odd-numbered elements of the source vectors, writing to the second destination vector. This instruction is unpredicated.

This instruction is legal when executed in Streaming SVE mode if both FEAT_SSVE_AES and FEAT_SVE_AES2 are implemented.

SVE2

(FEAT_SVE_AES2)

31	30	29	28	27	26	25	24	23	22	21	20	19	18	17	16	15	14	13	12	11	10	9	8	7	6	5	4	3	2	1	0
0	1	0	0	0	1	0	1	0	0	1	Zm				1	1	1	1	1	1	Zn				Zda				0		
size																															

Encoding

PMLAL { <Zda1>.Q- <Zda2>.Q }, <Zn>.D, <Zm>.D

Decode for this encoding

```
if !IsFeatureImplemented(FEAT_SVE_AES2) then EndOfDecode(Decode_UNDEF);
constant integer esize = 128;
constant integer n = UInt(Zn);
constant integer m = UInt(Zm);
constant integer da = UInt(Zda:'0');
```

Assembler Symbols

- <Zda1> Is the name of the first scalable vector register of the destination multi-vector group, encoded as "Zda" times 2.
- <Zda2> Is the name of the second scalable vector register of the destination multi-vector group, encoded as "Zda" times 2 plus 1.
- <Zn> Is the name of the first source scalable vector register, encoded in the "Zn" field.
- <Zm> Is the name of the second source scalable vector register, encoded in the "Zm" field.

Operation

```
if IsFeatureImplemented(FEAT_SSVE_AES) then
    CheckSVEEnabled();
else
    CheckNonStreamingSVEEnabled();
constant integer VL = CurrentVL;
constant integer elements = VL DIV esize;
constant bits(VL) operand1 = Z[n, VL];
constant bits(VL) operand2 = Z[m, VL];
bits(VL) result_lo = Z[da + 0, VL];
bits(VL) result_hi = Z[da + 1, VL];

for e = 0 to elements-1
    constant bits(esize DIV 2) element1_lo = Elem[operand1, 2*e + 0, esize DIV 2];
    constant bits(esize DIV 2) element2_lo = Elem[operand2, 2*e + 0, esize DIV 2];
    constant bits(esize DIV 2) element1_hi = Elem[operand1, 2*e + 1, esize DIV 2];
    constant bits(esize DIV 2) element2_hi = Elem[operand2, 2*e + 1, esize DIV 2];
    constant bits(esize) product_lo = PolynomialMult(element1_lo, element2_lo);
    constant bits(esize) product_hi = PolynomialMult(element1_hi, element2_hi);
    Elem[result_lo, e, esize] = Elem[result_lo, e, esize] EOR product_lo;
    Elem[result_hi, e, esize] = Elem[result_hi, e, esize] EOR product_hi;

Z[da + 0, VL] = result_lo;
Z[da + 1, VL] = result_hi;
```


PMOV (to predicate)

Move predicate from vector

Copy a packed bitmap, where bit value 0b1 represents TRUE and bit value 0b0 represents FALSE, from a portion of the source vector register to elements of the destination SVE predicate register.

Because the number of bits in an SVE predicate element scales with the vector element size, the behavior varies according to the specified element size.

- When the predicate element specifier is B, each bit [N] from the least-significant VL/8 bits in the source vector register is copied to bit [N] of the destination predicate register. The portion index, if specified, must be 0.
- When the predicate element specifier is H, each bit [N] within the indexed block of VL/16 bits in the source vector register is copied to bit [N*2] of the destination predicate register, and the other bits in the predicate are set to zero. The portion index is in the range 0 to 1, inclusive.
- When the predicate element specifier is S, each bit [N] within the indexed block of VL/32 bits in the source vector register is copied to bit [N*4] of the destination predicate register, and the other bits in the predicate are set to zero. The portion index is in the range 0 to 3, inclusive.
- When the predicate element specifier is D, each bit [N] within the indexed block of VL/64 bits in the source vector register is copied to bit [N*8] of the destination predicate register, and the other bits in the predicate are set to zero. The portion index is in the range 0 to 7, inclusive.

The portion index is optional, defaulting to 0 if omitted.

It has encodings from 4 classes: [Byte](#) , [Doubleword](#) , [Halfword](#) and [Word](#)

Byte

(FEAT_SVE2p1 || FEAT_SME2p1)

31	30	29	28	27	26	25	24	23	22	21	20	19	18	17	16	15	14	13	12	11	10	9	8	7	6	5	4	3	2	1	0
0	0	0	0	0	1	0	1	0	0	1	0	1	0	1	0	0	0	1	1	1	0	Zn				0	Pd				
opc												opc2																			

Encoding

PMOV <Pd>.B, <Zn>

Decode for this encoding

```
if !IsFeatureImplemented(FEAT_SVE2p1) && !IsFeatureImplemented(FEAT_SME2p1) then
    EndOfDecode(Decode_UNDEF);
constant integer n = UInt(Zn);
constant integer d = UInt(Pd);
constant integer esize = 8;
constant integer imm = 0;
```

Doubleword

(FEAT_SVE2p1 || FEAT_SME2p1)

31	30	29	28	27	26	25	24	23	22	21	20	19	18	17	16	15	14	13	12	11	10	9	8	7	6	5	4	3	2	1	0
0	0	0	0	0	1	0	1	1	i3h	1	0	1	i3l	0	0	0	1	1	1	0	Zn				0	Pd					

Encoding

PMOV <Pd>.D, <Zn>{[<imm>]}

Decode for this encoding

```
if !IsFeatureImplemented(FEAT_SVE2p1) && !IsFeatureImplemented(FEAT_SME2p1) then
    EndOfDecode(Decode_UNDEF);
constant integer n = UInt(Zn);
constant integer d = UInt(Pd);
constant integer esize = 64;
constant integer imm = UInt(i3h:i3l);
```

Halfword

(FEAT_SVE2p1 || FEAT_SME2p1)

31	30	29	28	27	26	25	24	23	22	21	20	19	18	17	16	15	14	13	12	11	10	9	8	7	6	5	4	3	2	1	0
0	0	0	0	0	1	0	1	0	0	1	0	1	1	i1	0	0	0	1	1	1	0	Zn				0	Pd				

opc

Encoding

```
PMOV <Pd>.H, <Zn>{[<imm>]}
```

Decode for this encoding

```
if !IsFeatureImplemented(FEAT_SVE2p1) && !IsFeatureImplemented(FEAT_SME2p1) then
    EndOfDecode(Decode_UNDEF);
constant integer n = UInt(Zn);
constant integer d = UInt(Pd);
constant integer esize = 16;
constant integer imm = UInt(i1);
```

Word

(FEAT_SVE2p1 || FEAT_SME2p1)

31	30	29	28	27	26	25	24	23	22	21	20	19	18	17	16	15	14	13	12	11	10	9	8	7	6	5	4	3	2	1	0
0	0	0	0	0	1	0	1	0	1	1	0	1	i2	0	0	0	1	1	1	0	Zn				0	Pd					

opc

Encoding

```
PMOV <Pd>.S, <Zn>{[<imm>]}
```

Decode for this encoding

```
if !IsFeatureImplemented(FEAT_SVE2p1) && !IsFeatureImplemented(FEAT_SME2p1) then
    EndOfDecode(Decode_UNDEF);
constant integer n = UInt(Zn);
constant integer d = UInt(Pd);
constant integer esize = 32;
constant integer imm = UInt(i2);
```

Assembler Symbols

- <Pd> Is the name of the destination scalable predicate register, encoded in the "Pd" field.
- <Zn> Is the name of the source scalable vector register, encoded in the "Zn" field.
- <imm> For the "Doubleword" variant: is the optional portion index, in the range 0 to 7, defaulting to 0, encoded in the "i3h:i3l" fields.
For the "Halfword" variant: is the optional portion index, in the range 0 to 1, defaulting to 0, encoded in the "i1" field.
For the "Word" variant: is the optional portion index, in the range 0 to 3, defaulting to 0, encoded in the "i2" field.

Operation

```
CheckSVEEnabled();  
constant integer VL = CurrentVL;  
constant integer PL = VL DIV 8;  
constant integer elements = VL DIV esize;  
constant bits(VL) operand = Z[n, VL];  
bits(PL) result;  
constant integer psize = esize DIV 8;  
  
for e = 0 to elements-1  
    Elem[result, e, psize] = ZeroExtend(operand<(elements * imm) + e>, psize);  
  
P[d, PL] = result;
```

Internal version only: aarchmrs v2025-03_rel, pseudocode v2025-03_rel ; Build timestamp: 2025-03-21T17:41

Copyright © 2010-2025 Arm Limited or its affiliates. All rights reserved. This document is Non-Confidential.

PMOV (to vector)

Move predicate to vector

Copy the source SVE predicate register elements into the destination vector register as a packed bitmap with one bit per predicate element, where bit value 0b1 represents a TRUE predicate element, and bit value 0b0 represents a FALSE predicate element.

Because the number of bits in an SVE predicate element scales with the vector element size, the behavior varies according to the specified element size.

- When the predicate element specifier is B, every bit in the predicate register is copied to the least-significant VL/8 bits of the destination vector register. The portion index, if specified, must be 0.
- When the predicate element specifier is H, every second bit in the predicate register is copied to the indexed block of VL/16 bits in the destination vector register, where the portion index is in the range 0 to 1, inclusive.
- When the predicate element specifier is S, every fourth bit in the predicate register is copied to the indexed block of VL/32 bits in the destination vector register, where the portion index is in the range 0 to 3, inclusive.
- When the predicate element specifier is D, every eighth bit in the predicate register is copied to the indexed block of VL/64 bits in the destination vector register, where the portion index is in the range 0 to 7, inclusive.

The portion index is optional, defaulting to 0 if omitted. When the index is zero, the instruction writes zeroes to the most significant VL-(VL/esize) bits of the destination vector register. When a non-zero index is specified, the packed bitmap is inserted into the destination vector register, and the unindexed blocks remain unchanged.

It has encodings from 4 classes: [Byte](#) , [Doubleword](#) , [Halfword](#) and [Word](#)

Byte (FEAT_SVE2p1 || FEAT_SME2p1)

31	30	29	28	27	26	25	24	23	22	21	20	19	18	17	16	15	14	13	12	11	10	9	8	7	6	5	4	3	2	1	0
0	0	0	0	0	1	0	1	0	0	1	0	1	0	1	1	0	0	1	1	1	0	0	Pn				Zd				
opc												opc2																			

Encoding

PMOV <Zd>, <Pn>.B

Decode for this encoding

```
if !IsFeatureImplemented(FEAT_SVE2p1) && !IsFeatureImplemented(FEAT_SME2p1) then
    EndOfDecode(Decode_UNDEF);
constant integer n = UInt(Pn);
constant integer d = UInt(Zd);
constant integer esize = 8;
constant integer imm = 0;
```

Doubleword (FEAT_SVE2p1 || FEAT_SME2p1)

31	30	29	28	27	26	25	24	23	22	21	20	19	18	17	16	15	14	13	12	11	10	9	8	7	6	5	4	3	2	1	0
0	0	0	0	0	1	0	1	1	i3h	1	0	1	i3l	1	0	0	1	1	1	0	0	Pn				Zd					

Encoding

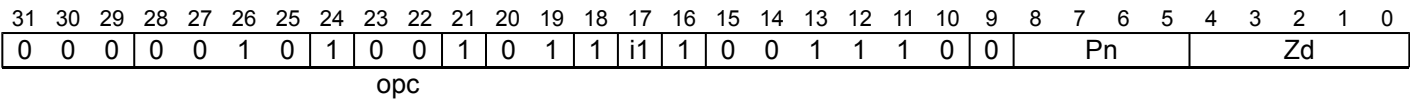
PMOV <Zd>{[<imm>]}, <Pn>.D

Decode for this encoding

```
if !IsFeatureImplemented(FEAT_SVE2p1) && !IsFeatureImplemented(FEAT_SME2p1) then
    EndOfDecode(Decode_UNDEF);
constant integer n = UInt(Pn);
constant integer d = UInt(Zd);
constant integer esize = 64;
constant integer imm = UInt(i3h:i3l);
```

Halfword

(FEAT_SVE2p1 || FEAT_SME2p1)



Encoding

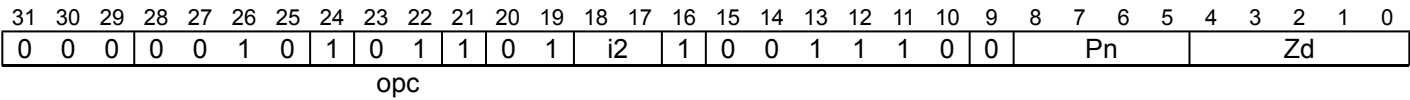
```
PMOV <Zd>{ [<imm>] }, <Pn>.H
```

Decode for this encoding

```
if !IsFeatureImplemented(FEAT_SVE2p1) && !IsFeatureImplemented(FEAT_SME2p1) then
    EndOfDecode(Decode_UNDEF);
constant integer n = UInt(Pn);
constant integer d = UInt(Zd);
constant integer esize = 16;
constant integer imm = UInt(i1);
```

Word

(FEAT_SVE2p1 || FEAT_SME2p1)



Encoding

```
PMOV <Zd>{ [<imm>] }, <Pn>.S
```

Decode for this encoding

```
if !IsFeatureImplemented(FEAT_SVE2p1) && !IsFeatureImplemented(FEAT_SME2p1) then
    EndOfDecode(Decode_UNDEF);
constant integer n = UInt(Pn);
constant integer d = UInt(Zd);
constant integer esize = 32;
constant integer imm = UInt(i2);
```

Assembler Symbols

- <Zd> Is the name of the destination scalable vector register, encoded in the "Zd" field.
- <Pn> Is the name of the source scalable predicate register, encoded in the "Pn" field.
- <imm> For the "Doubleword" variant: is the optional portion index, in the range 0 to 7, defaulting to 0, encoded in the "i3h:i3l" fields.
For the "Halfword" variant: is the optional portion index, in the range 0 to 1, defaulting to 0, encoded in the "i1" field.
For the "Word" variant: is the optional portion index, in the range 0 to 3, defaulting to 0, encoded in the "i2" field.

Operation

```
CheckSVEEnabled();
constant integer VL = CurrentVL;
constant integer PL = VL DIV 8;
constant integer elements = VL DIV esize;
constant bits(PL) operand = P[n, PL];
bits(VL) result;

if imm == 0 then
    result = Zeros(VL);
else
    result = Z[d, VL];

for e = 0 to elements-1
    result<(elements * imm) + e> = PredicateElement(operand, e, esize);

Z[d, VL] = result;
```

Internal version only: aarchmrs v2025-03_rel, pseudocode v2025-03_rel ; Build timestamp: 2025-03-21T17:41

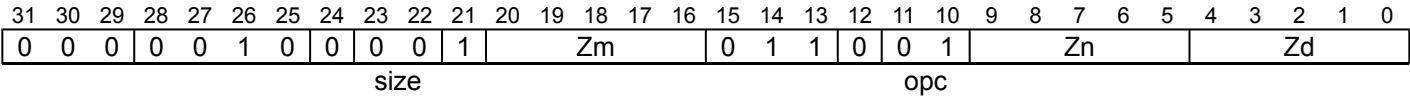
Copyright © 2010-2025 Arm Limited or its affiliates. All rights reserved. This document is Non-Confidential.

PMUL

Polynomial multiply vectors (unpredicated)

Polynomial multiply over [0, 1] all elements of the second source vector to corresponding elements of the first source vector and place the results in the corresponding elements of the destination vector. This instruction is unpredicated.

SVE2
(FEAT_SVE2 || FEAT_SME)



Encoding

PMUL <Zd>.B, <Zn>.B, <Zm>.B

Decode for this encoding

```
if !IsFeatureImplemented(FEAT_SVE2) && !IsFeatureImplemented(FEAT_SME) then
    EndOfDecode(Decode_UNDEF);
constant integer esize = 8;
constant integer n = UInt(Zn);
constant integer m = UInt(Zm);
constant integer d = UInt(Zd);
```

Assembler Symbols

- <Zd> Is the name of the destination scalable vector register, encoded in the "Zd" field.
- <Zn> Is the name of the first source scalable vector register, encoded in the "Zn" field.
- <Zm> Is the name of the second source scalable vector register, encoded in the "Zm" field.

Operation

```
CheckSVEEnabled();
constant integer VL = CurrentVL;
constant integer elements = VL DIV esize;
constant bits(VL) operand1 = Z[n, VL];
constant bits(VL) operand2 = Z[m, VL];
bits(VL) result;

for e = 0 to elements-1
    constant bits(esize) element1 = Elem[operand1, e, esize];
    constant bits(esize) element2 = Elem[operand2, e, esize];
    Elem[result, e, esize] = PolynomialMult(element1, element2)<esize-1:0>;

Z[d, VL] = result;
```

Operational information

- If PSTATE.DIT is 1:
- The execution time of this instruction is independent of:
 - The values of the data supplied in any of its registers.
 - The values of the NZCV flags.
 - The response of this instruction to asynchronous exceptions does not vary based on:
 - The values of the data supplied in any of its registers.
 - The values of the NZCV flags.

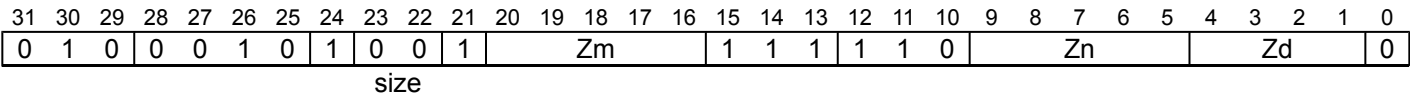
PMULL

Multi-vector polynomial multiply long

Polynomial multiply over [0, 1] the corresponding even-numbered elements of the first and second source vectors, and place the results in the overlapping double-width elements of the first destination vector. Perform the same operation with odd-numbered elements of the source vectors, writing to the second destination vector. This instruction is unpredicated.

This instruction is legal when executed in Streaming SVE mode if both FEAT_SSVE_AES and FEAT_SVE_AES2 are implemented.

SVE2
(FEAT_SVE_AES2)



Encoding

PMULL { <Zd1>.Q-<Zd2>.Q }, <Zn>.D, <Zm>.D

Decode for this encoding

```
if !IsFeatureImplemented(FEAT_SVE_AES2) then EndOfDecode(Decode_UNDEF);
constant integer esize = 128;
constant integer n = UInt(Zn);
constant integer m = UInt(Zm);
constant integer d = UInt(Zd:'0');
```

Assembler Symbols

- <Zd1> Is the name of the first scalable vector register of the destination multi-vector group, encoded as "Zd" times 2.
- <Zd2> Is the name of the second scalable vector register of the destination multi-vector group, encoded as "Zd" times 2 plus 1.
- <Zn> Is the name of the first source scalable vector register, encoded in the "Zn" field.
- <Zm> Is the name of the second source scalable vector register, encoded in the "Zm" field.

Operation

```
if IsFeatureImplemented(FEAT_SSVE_AES) then
    CheckSVEEnabled();
else
    CheckNonStreamingSVEEnabled();
constant integer VL = CurrentVL;
constant integer elements = VL DIV esize;
constant bits(VL) operand1 = Z[n, VL];
constant bits(VL) operand2 = Z[m, VL];
bits(VL) result_lo;
bits(VL) result_hi;

for e = 0 to elements-1
    constant bits(esize DIV 2) element1_lo = Elem[operand1, 2*e + 0, esize DIV 2];
    constant bits(esize DIV 2) element2_lo = Elem[operand2, 2*e + 0, esize DIV 2];
    constant bits(esize DIV 2) element1_hi = Elem[operand1, 2*e + 1, esize DIV 2];
    constant bits(esize DIV 2) element2_hi = Elem[operand2, 2*e + 1, esize DIV 2];
    Elem[result_lo, e, esize] = PolynomialMult(element1_lo, element2_lo);
    Elem[result_hi, e, esize] = PolynomialMult(element1_hi, element2_hi);

Z[d + 0, VL] = result_lo;
Z[d + 1, VL] = result_hi;
```


PMULLB

Polynomial multiply long (bottom)

Polynomial multiply over [0, 1] the corresponding even-numbered elements of the first and second source vectors, and place the results in the overlapping double-width elements of the destination vector. This instruction is unpredicated.
ID_AA64ZFR0_EL1.AES indicates whether the 128-bit element variant is implemented. The 128-bit element variant is legal when executed in Streaming SVE mode if one of the following is true:

- Both FEAT_SSVE_AES and FEAT_SVE_PMULL128 are implemented.
- FEAT_SME_FA64 is implemented and enabled.

It has encodings from 2 classes: [16-bit or 64-bit elements](#) and [128-bit element](#)

16-bit or 64-bit elements
(FEAT_SVE2 || FEAT_SME)

31	30	29	28	27	26	25	24	23	22	21	20	19	18	17	16	15	14	13	12	11	10	9	8	7	6	5	4	3	2	1	0
0	1	0	0	0	1	0	1	!= 00	0	Zm						0	1	1	0	1	0	Zn						Zd			
size										op U T																					

Encoding

PMULLB <Zd>.<T>, <Zn>.<Tb>, <Zm>.<Tb>

Decode for this encoding

```
if !IsFeatureImplemented(FEAT_SVE2) && !IsFeatureImplemented(FEAT_SME) then
    EndOfDecode(Decode_UNDEF);
if size<0> == '0' then EndOfDecode(Decode_UNDEF);
constant integer esize = 8 << UInt(size);
constant integer n = UInt(Zn);
constant integer m = UInt(Zm);
constant integer d = UInt(Zd);
```

128-bit element
(FEAT_SVE_PMULL128)

31	30	29	28	27	26	25	24	23	22	21	20	19	18	17	16	15	14	13	12	11	10	9	8	7	6	5	4	3	2	1	0	
0	1	0	0	0	1	0	1	0	0	0	Zm						0	1	1	0	1	0	Zn						Zd			
size										op U T																						

Encoding

PMULLB <Zd>.Q, <Zn>.D, <Zm>.D

Decode for this encoding

```
if !IsFeatureImplemented(FEAT_SVE_PMULL128) then EndOfDecode(Decode_UNDEF);
constant integer esize = 128;
constant integer n = UInt(Zn);
constant integer m = UInt(Zm);
constant integer d = UInt(Zd);
```

Assembler Symbols

- <Zd>
- Is the name of the destination scalable vector register, encoded in the "Zd" field.
- <T>
- Is the size specifier, encoded in “size”:

size	<T>
01	H
1x	D

<Zn> Is the name of the first source scalable vector register, encoded in the "Zn" field.

<Tb> Is the size specifier, encoded in "size":

size	<Tb>
01	B
1x	S

<Zm> Is the name of the second source scalable vector register, encoded in the "Zm" field.

Operation

```

if esize == 128 then
    if IsFeatureImplemented(FEAT_SSVE_AES) then
        CheckSVEEnabled\(\);
    else
        CheckNonStreamingSVEEnabled\(\);
else
    CheckSVEEnabled\(\);
constant integer VL = CurrentVL;
constant integer elements = VL DIV esize;
constant bits(VL) operand1 = Z[n, VL];
constant bits(VL) operand2 = Z[m, VL];
bits(VL) result;

for e = 0 to elements-1
    constant bits(esize DIV 2) element1 = Elem[operand1, 2*e + 0, esize DIV 2];
    constant bits(esize DIV 2) element2 = Elem[operand2, 2*e + 0, esize DIV 2];
    Elem[result, e, esize] = PolynomialMult(element1, element2);

Z[d, VL] = result;

```

Operational information

If PSTATE.DIT is 1:

- The execution time of this instruction is independent of:
 - The values of the data supplied in any of its registers.
 - The values of the NZCV flags.
- The response of this instruction to asynchronous exceptions does not vary based on:
 - The values of the data supplied in any of its registers.
 - The values of the NZCV flags.

Internal version only: aarchmrs v2025-03_rel, pseudocode v2025-03_rel ; Build timestamp: 2025-03-21T17:41

Copyright © 2010-2025 Arm Limited or its affiliates. All rights reserved. This document is Non-Confidential.

PMULLT

Polynomial multiply long (top)

Polynomial multiply over [0, 1] the corresponding odd-numbered elements of the first and second source vectors, and place the results in the overlapping double-width elements of the destination vector. This instruction is unpredicated.
ID_AA64ZFR0_EL1.AES indicates whether the 128-bit element variant is implemented. The 128-bit element variant is legal when executed in Streaming SVE mode if one of the following is true:

- Both FEAT_SSVE_AES and FEAT_SVE_PMULL128 are implemented.
- FEAT_SME_FA64 is implemented and enabled.

It has encodings from 2 classes: [16-bit or 64-bit elements](#) and [128-bit element](#)

16-bit or 64-bit elements
(FEAT_SVE2 || FEAT_SME)

31	30	29	28	27	26	25	24	23	22	21	20	19	18	17	16	15	14	13	12	11	10	9	8	7	6	5	4	3	2	1	0
0	1	0	0	0	1	0	1	!= 00	0	Zm						0	1	1	0	1	1	Zn						Zd			
size										op U T																					

Encoding

PMULLT <Zd>.<T>, <Zn>.<Tb>, <Zm>.<Tb>

Decode for this encoding

```
if !IsFeatureImplemented(FEAT_SVE2) && !IsFeatureImplemented(FEAT_SME) then
    EndOfDecode(Decode_UNDEF);
if size<0> == '0' then EndOfDecode(Decode_UNDEF);
constant integer esize = 8 << UInt(size);
constant integer n = UInt(Zn);
constant integer m = UInt(Zm);
constant integer d = UInt(Zd);
```

128-bit element
(FEAT_SVE_PMULL128)

31	30	29	28	27	26	25	24	23	22	21	20	19	18	17	16	15	14	13	12	11	10	9	8	7	6	5	4	3	2	1	0	
0	1	0	0	0	1	0	1	0	0	0	Zm						0	1	1	0	1	1	Zn						Zd			
size										op U T																						

Encoding

PMULLT <Zd>.Q, <Zn>.D, <Zm>.D

Decode for this encoding

```
if !IsFeatureImplemented(FEAT_SVE_PMULL128) then EndOfDecode(Decode_UNDEF);
constant integer esize = 128;
constant integer n = UInt(Zn);
constant integer m = UInt(Zm);
constant integer d = UInt(Zd);
```

Assembler Symbols

- <Zd>
- Is the name of the destination scalable vector register, encoded in the "Zd" field.
- <T>
- Is the size specifier, encoded in “size”:

size	<T>
01	H
1x	D

<Zn> Is the name of the first source scalable vector register, encoded in the "Zn" field.

<Tb> Is the size specifier, encoded in "size":

size	<Tb>
01	B
1x	S

<Zm> Is the name of the second source scalable vector register, encoded in the "Zm" field.

Operation

```

if esize == 128 then
    if IsFeatureImplemented(FEAT_SSVE_AES) then
        CheckSVEEnabled\(\);
    else
        CheckNonStreamingSVEEnabled\(\);
else
    CheckSVEEnabled\(\);
constant integer VL = CurrentVL;
constant integer elements = VL DIV esize;
constant bits(VL) operand1 = Z[n, VL];
constant bits(VL) operand2 = Z[m, VL];
bits(VL) result;

for e = 0 to elements-1
    constant bits(esize DIV 2) element1 = Elem[operand1, 2*e + 1, esize DIV 2];
    constant bits(esize DIV 2) element2 = Elem[operand2, 2*e + 1, esize DIV 2];
    Elem[result, e, esize] = PolynomialMult(element1, element2);

Z[d, VL] = result;

```

Operational information

If PSTATE.DIT is 1:

- The execution time of this instruction is independent of:
 - The values of the data supplied in any of its registers.
 - The values of the NZCV flags.
- The response of this instruction to asynchronous exceptions does not vary based on:
 - The values of the data supplied in any of its registers.
 - The values of the NZCV flags.

Internal version only: aarchmrs v2025-03_rel, pseudocode v2025-03_rel ; Build timestamp: 2025-03-21T17:41

Copyright © 2010-2025 Arm Limited or its affiliates. All rights reserved. This document is Non-Confidential.

PNEXT

Find next active predicate

An instruction used to construct a loop which iterates over all true elements in the vector select predicate register. If all elements in the first source predicate register are false it determines the first true element in the vector select predicate register, otherwise it determines the next true element in the vector select predicate register that follows the last true element in the first source predicate register. All elements of the destination predicate register are set to false, except the element corresponding to the determined vector select element, if any, which is set to true. Sets the First (N), None (Z), !Last (C) condition flags based on the predicate result, and the V flag to zero.

SVE

(FEAT_SVE || FEAT_SME)

31	30	29	28	27	26	25	24	23	22	21	20	19	18	17	16	15	14	13	12	11	10	9	8	7	6	5	4	3	2	1	0
0	0	1	0	0	1	0	1	size	0	1	1	0	0	1	1	1	0	0	0	1	0	Pv			0	Pdn					

Encoding

PNEXT <Pdn>.<T>, <Pv>, <Pdn>.<T>

Decode for this encoding

```
if !IsFeatureImplemented(FEAT_SVE) && !IsFeatureImplemented(FEAT_SME) then
    EndOfDecode(Decode_UNDEF);
constant integer esize = 8 << UInt(size);
constant integer v = UInt(Pv);
constant integer dn = UInt(Pdn);
```

Assembler Symbols

<Pdn> Is the name of the first source and destination scalable predicate register, encoded in the "Pdn" field.

<T> Is the size specifier, encoded in "size":

size	<T>
00	B
01	H
10	S
11	D

<Pv> Is the name of the vector select predicate register, encoded in the "Pv" field.

Operation

```
CheckSVEEnabled();
constant integer VL = CurrentVL;
constant integer PL = VL DIV 8;
constant integer elements = VL DIV esize;
constant bits(PL) mask = P[v, PL];
constant bits(PL) operand = P[dn, PL];
bits(PL) result;
constant integer psize = esize DIV 8;

integer next = LastActiveElement(operand, esize) + 1;

while next < elements && (!ActivePredicateElement(mask, next, esize)) do
    next = next + 1;

result = Zeros(PL);
if next < elements then
    Elem[result, next, psize] = ZeroExtend('1', psize);

PSTATE.<N,Z,C,V> = PredTest(mask, result, esize);
P[dn, PL] = result;
```

Operational information

If FEAT_SME is implemented and the PE is in Streaming SVE mode, then any subsequent instruction which is dependent on the NZCV condition flags written by this instruction might be significantly delayed.

Internal version only: aarchmrs v2025-03_rel, pseudocode v2025-03_rel ; Build timestamp: 2025-03-21T17:41

Copyright © 2010-2025 Arm Limited or its affiliates. All rights reserved. This document is Non-Confidential.

PRFB (scalar plus immediate)

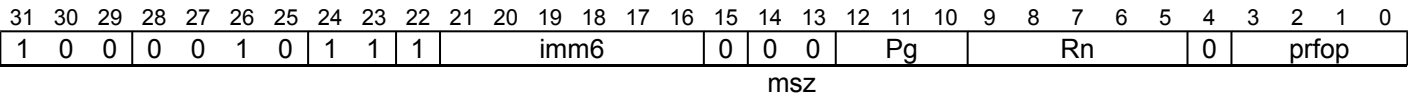
Contiguous prefetch bytes (immediate index)

Contiguous prefetch of byte elements from the memory address generated by a 64-bit scalar base and immediate index in the range -32 to 31 which is multiplied by the vector's in-memory size, irrespective of predication, and added to the base address.

Note

- Arm strongly recommends the following for this instruction:
- A PE does not perform a prefetch as a result of Inactive elements.
 - Software uses the predicate operand to suppress prefetches from unwanted addresses.

SVE
(FEAT_SVE || FEAT_SME)



Encoding

PRFB <prfop>, <Pg>, [<Xn|SP>{, #<imm>, MUL VL}]

Decode for this encoding

```
if !IsFeatureImplemented(FEAT_SVE) && !IsFeatureImplemented(FEAT_SME) then
    EndOfDecode(Decode_UNDEF);
constant integer esize = 8;
constant integer g = UInt(Pg);
constant integer n = UInt(Rn);
constant integer level = UInt(prfop<2:1>);
constant boolean stream = (prfop<0> == '1');
constant PrefetchHint pref_hint = if prfop<3> == '0' then Prefetch_READ else Prefetch_WRITE;
constant integer scale = 0;
constant integer offset = SInt(imm6);
```

Assembler Symbols

<prfop> Is the prefetch operation specifier, encoded in “prfop”:

prfop	<prfop>
0000	PLDL1KEEP
0001	PLDL1STRM
0010	PLDL2KEEP
0011	PLDL2STRM
0100	PLDL3KEEP
0101	PLDL3STRM
x11x	#uimm4
1000	PSTL1KEEP
1001	PSTL1STRM
1010	PSTL2KEEP
1011	PSTL2STRM
1100	PSTL3KEEP
1101	PSTL3STRM

- <Pg> Is the name of the governing scalable predicate register P0-P7, encoded in the "Pg" field.
- <Xn|SP> Is the 64-bit name of the general-purpose base register or stack pointer, encoded in the "Rn" field.
- <imm> Is the optional signed immediate vector offset, in the range -32 to 31, defaulting to 0, encoded in the "imm6" field.

Operation

```
CheckSVEEnabled();
constant integer VL = CurrentVL;
constant integer PL = VL DIV 8;
constant integer elements = VL DIV esize;
constant bits(PL) mask = P[g, PL];
bits(64) base;

if AnyActiveElement(mask, esize) then
    base = if n == 31 then SP[64] else X[n, 64];

for e = 0 to elements-1
    if ActivePredicateElement(mask, e, esize) then
        constant integer eoff = (offset * elements) + e;
        constant bits(64) addr = base + (eoff << scale);
        Hint Prefetch(addr, pref_hint, level, stream);
```

Internal version only: aarchmrs v2025-03_rel, pseudocode v2025-03_rel ; Build timestamp: 2025-03-21T17:41

Copyright © 2010-2025 Arm Limited or its affiliates. All rights reserved. This document is Non-Confidential.

PRFB (scalar plus scalar)

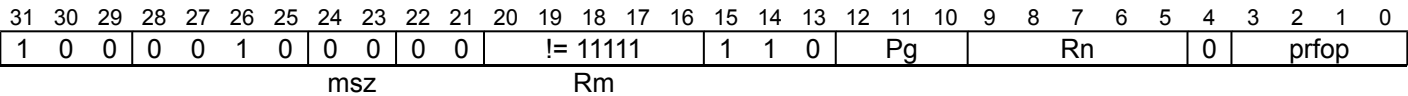
Contiguous prefetch bytes (scalar index)

Contiguous prefetch of byte elements from the memory address generated by a 64-bit scalar base and scalar index which is added to the base address. After each element prefetch the index value is incremented, but the index register is not updated.

Note

- Arm strongly recommends the following for this instruction:
- A PE does not perform a prefetch as a result of Inactive elements.
 - Software uses the predicate operand to suppress prefetches from unwanted addresses.

SVE
(FEAT_SVE || FEAT_SME)



Encoding

PRFB <prfop>, <Pg>, [<Xn|SP>, <Xm>]

Decode for this encoding

```
if !IsFeatureImplemented(FEAT_SVE) && !IsFeatureImplemented(FEAT_SME) then
    EndOfDecode(Decode_UNDEF);
if Rm == '11111' then EndOfDecode(Decode_UNDEF);
constant integer esize = 8;
constant integer g = UInt(Pg);
constant integer n = UInt(Rn);
constant integer m = UInt(Rm);
constant integer level = UInt(prfop<2:1>);
constant boolean stream = (prfop<0> == '1');
constant PrefetchHint pref_hint = if prfop<3> == '0' then Prefetch_READ else Prefetch_WRITE;
constant integer scale = 0;
```

Assembler Symbols

<prfop> Is the prefetch operation specifier, encoded in “prfop”:

prfop	<prfop>
0000	PLDL1KEEP
0001	PLDL1STRM
0010	PLDL2KEEP
0011	PLDL2STRM
0100	PLDL3KEEP
0101	PLDL3STRM
x11x	#uimm4
1000	PSTL1KEEP
1001	PSTL1STRM
1010	PSTL2KEEP
1011	PSTL2STRM
1100	PSTL3KEEP
1101	PSTL3STRM

- <Pg> Is the name of the governing scalable predicate register P0-P7, encoded in the "Pg" field.
- <Xn|SP> Is the 64-bit name of the general-purpose base register or stack pointer, encoded in the "Rn" field.
- <Xm> Is the 64-bit name of the general-purpose offset register, encoded in the "Rm" field.

Operation

```
CheckSVEEnabled();  
constant integer VL = CurrentVL;  
constant integer PL = VL DIV 8;  
constant integer elements = VL DIV esize;  
constant bits(PL) mask = P[g, PL];  
bits(64) base;  
bits(64) offset;  
  
if AnyActiveElement(mask, esize) then  
    base = if n == 31 then SP[64] else X[n, 64];  
    offset = X[m, 64];  
  
for e = 0 to elements-1  
    if ActivePredicateElement(mask, e, esize) then  
        constant integer eoff = UInt(offset) + e;  
        constant bits(64) addr = base + (eoff << scale);  
        Hint\_Prefetch(addr, pref_hint, level, stream);
```

Internal version only: aarchmrs v2025-03_rel, pseudocode v2025-03_rel ; Build timestamp: 2025-03-21T17:41

Copyright © 2010-2025 Arm Limited or its affiliates. All rights reserved. This document is Non-Confidential.

PRFB (scalar plus vector)

Gather prefetch bytes (scalar plus vector)

Gather prefetch of bytes from the active memory addresses generated by a 64-bit scalar base plus vector index. The index values are optionally sign or zero-extended from 32 to 64 bits. Inactive addresses are not prefetched from memory.

The <prfop> symbol specifies the prefetch hint as a combination of three options: access type PLD for load or PST for store; target cache level L1, L2 or L3; temporality (KEEP for temporal or STRM for non-temporal).

This instruction is illegal when executed in Streaming SVE mode, unless FEAT_SME_FA64 is implemented and enabled.

It has encodings from 3 classes: [32-bit scaled offset](#) , [32-bit unpacked scaled offset](#) and [64-bit scaled offset](#)

32-bit scaled offset

(FEAT_SVE)

31	30	29	28	27	26	25	24	23	22	21	20	19	18	17	16	15	14	13	12	11	10	9	8	7	6	5	4	3	2	1	0
1	0	0	0	0	1	0	0	0	xs	1	Zm				0	0	0	Pg			Rn				0	prfop					
msz																															

Encoding

PRFB <prfop>, <Pg>, [<Xn|SP>, <Zm>.S, <mod>]

Decode for this encoding

```
if !IsFeatureImplemented(FEAT_SVE) then EndOfDecode(Decode_UNDEF);
constant integer esize = 32;
constant integer g = UInt(Pg);
constant integer n = UInt(Rn);
constant integer m = UInt(Zm);
constant integer level = UInt(prfop<2:1>);
constant boolean stream = (prfop<0> == '1');
constant PrefetchHint pref_hint = if prfop<3> == '0' then Prefetch_READ else Prefetch_WRITE;
constant integer offs_size = 32;
constant boolean offs_unsigned = (xs == '0');
constant integer scale = 0;
```

32-bit unpacked scaled offset

(FEAT_SVE)

31	30	29	28	27	26	25	24	23	22	21	20	19	18	17	16	15	14	13	12	11	10	9	8	7	6	5	4	3	2	1	0
1	1	0	0	0	1	0	0	0	xs	1	Zm				0	0	0	Pg			Rn				0	prfop					
msz																															

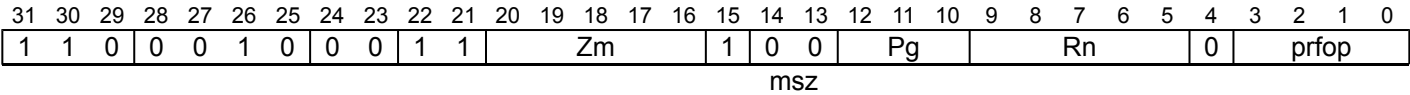
Encoding

PRFB <prfop>, <Pg>, [<Xn|SP>, <Zm>.D, <mod>]

Decode for this encoding

```
if !IsFeatureImplemented(FEAT_SVE) then EndOfDecode(Decode_UNDEF);
constant integer esize = 64;
constant integer g = UInt(Pg);
constant integer n = UInt(Rn);
constant integer m = UInt(Zm);
constant integer level = UInt(prfop<2:1>);
constant boolean stream = (prfop<0> == '1');
constant PrefetchHint pref_hint = if prfop<3> == '0' then Prefetch_READ else Prefetch_WRITE;
constant integer offs_size = 32;
constant boolean offs_unsigned = (xs == '0');
constant integer scale = 0;
```

64-bit scaled offset
(FEAT_SVE)



Encoding

```
PRFB <prfop>, <Pg>, [<Xn|SP>, <Zm>].D]
```

Decode for this encoding

```
if !IsFeatureImplemented(FEAT_SVE) then EndOfDecode(Decode_UNDEF);
constant integer esize = 64;
constant integer g = UInt(Pg);
constant integer n = UInt(Rn);
constant integer m = UInt(Zm);
constant integer level = UInt(prfop<2:1>);
constant boolean stream = (prfop<0> == '1');
constant PrefetchHint pref_hint = if prfop<3> == '0' then Prefetch_READ else Prefetch_WRITE;
constant integer offs_size = 64;
constant boolean offs_unsigned = TRUE;
constant integer scale = 0;
```

Assembler Symbols

<prfop> Is the prefetch operation specifier, encoded in “prfop”:

prfop	<prfop>
0000	PLDL1KEEP
0001	PLDL1STRM
0010	PLDL2KEEP
0011	PLDL2STRM
0100	PLDL3KEEP
0101	PLDL3STRM
x11x	#uimm4
1000	PSTL1KEEP
1001	PSTL1STRM
1010	PSTL2KEEP
1011	PSTL2STRM
1100	PSTL3KEEP
1101	PSTL3STRM

- <Pg> Is the name of the governing scalable predicate register P0-P7, encoded in the "Pg" field.
- <Xn|SP> Is the 64-bit name of the general-purpose base register or stack pointer, encoded in the "Rn" field.
- <Zm> Is the name of the offset scalable vector register, encoded in the "Zm" field.
- <mod> Is the index extend and shift specifier, encoded in “xs”:

xs	<mod>
0	UXTW
1	SXTW

Operation

```
CheckNonStreamingSVEEnabled();
constant integer VL = CurrentVL;
constant integer PL = VL DIV 8;
constant integer elements = VL DIV esize;
constant bits(PL) mask = P[g, PL];
bits(64) base;
bits(VL) offset;

if AnyActiveElement(mask, esize) then
    base = if n == 31 then SP[64] else X[n, 64];
    offset = Z[m, VL];

for e = 0 to elements-1
    if ActivePredicateElement(mask, e, esize) then
        constant integer off = Int(Elem[offset, e, esize]<offs_size-1:0>, offs_unsigned);
        constant bits(64) addr = base + (off << scale);
        Hint\_Prefetch(addr, pref_hint, level, stream);
```

Internal version only: aarchmrs v2025-03_rel, pseudocode v2025-03_rel ; Build timestamp: 2025-03-21T17:41

Copyright © 2010-2025 Arm Limited or its affiliates. All rights reserved. This document is Non-Confidential.

PRFB (vector plus immediate)

Gather prefetch bytes (vector plus immediate)

Gather prefetch of bytes from the active memory addresses generated by a vector base plus immediate index. The index is in the range 0 to 31. Inactive addresses are not prefetched from memory.

The <prfop> symbol specifies the prefetch hint as a combination of three options: access type PLD for load or PST for store; target cache level L1, L2 or L3; temporality (KEEP for temporal or STRM for non-temporal).

This instruction is illegal when executed in Streaming SVE mode, unless FEAT_SME_FA64 is implemented and enabled.

It has encodings from 2 classes: [32-bit element](#) and [64-bit element](#)

32-bit element

(FEAT_SVE)

31	30	29	28	27	26	25	24	23	22	21	20	19	18	17	16	15	14	13	12	11	10	9	8	7	6	5	4	3	2	1	0
1	0	0	0	0	1	0	0	0	0	0	imm5					1	1	1	Pg			Zn			0	prfop					
msz																															

Encoding

PRFB <prfop>, <Pg>, [<Zn>.S{, #<imm>}]

Decode for this encoding

```
if !IsFeatureImplemented(FEAT_SVE) then EndOfDecode(Decode_UNDEF);
constant integer esize = 32;
constant integer g = UInt(Pg);
constant integer n = UInt(Zn);
constant integer level = UInt(prfop<2:1>);
constant boolean stream = (prfop<0> == '1');
constant PrefetchHint pref_hint = if prfop<3> == '0' then Prefetch_READ else Prefetch_WRITE;
constant integer scale = 0;
constant integer offset = UInt(imm5);
```

64-bit element

(FEAT_SVE)

31	30	29	28	27	26	25	24	23	22	21	20	19	18	17	16	15	14	13	12	11	10	9	8	7	6	5	4	3	2	1	0
1	1	0	0	0	1	0	0	0	0	0	imm5					1	1	1	Pg			Zn			0	prfop					
msz																															

Encoding

PRFB <prfop>, <Pg>, [<Zn>.D{, #<imm>}]

Decode for this encoding

```
if !IsFeatureImplemented(FEAT_SVE) then EndOfDecode(Decode_UNDEF);
constant integer esize = 64;
constant integer g = UInt(Pg);
constant integer n = UInt(Zn);
constant integer level = UInt(prfop<2:1>);
constant boolean stream = (prfop<0> == '1');
constant PrefetchHint pref_hint = if prfop<3> == '0' then Prefetch_READ else Prefetch_WRITE;
constant integer scale = 0;
constant integer offset = UInt(imm5);
```

Assembler Symbols

<prfop> Is the prefetch operation specifier, encoded in “prfop”:

prfop	<prfop>
0000	PLDL1KEEP
0001	PLDL1STRM
0010	PLDL2KEEP
0011	PLDL2STRM
0100	PLDL3KEEP
0101	PLDL3STRM
x11x	#uimm4
1000	PSTL1KEEP
1001	PSTL1STRM
1010	PSTL2KEEP
1011	PSTL2STRM
1100	PSTL3KEEP
1101	PSTL3STRM

- <Pg> Is the name of the governing scalable predicate register P0-P7, encoded in the "Pg" field.
- <Zn> Is the name of the base scalable vector register, encoded in the "Zn" field.
- <imm> Is the optional unsigned immediate byte offset, in the range 0 to 31, defaulting to 0, encoded in the "imm5" field.

Operation

```
CheckNonStreamingSVEEnabled();
constant integer VL = CurrentVL;
constant integer PL = VL DIV 8;
constant integer elements = VL DIV esize;
constant bits(PL) mask = P[g, PL];
bits(VL) base;

if AnyActiveElement(mask, esize) then
    base = Z[n, VL];

for e = 0 to elements-1
    if ActivePredicateElement(mask, e, esize) then
        constant bits(64) addr = ZeroExtend(Elem[base, e, esize], 64) + (offset << scale);
        Hint_Prefetch(addr, pref_hint, level, stream);
```

PRFD (scalar plus immediate)

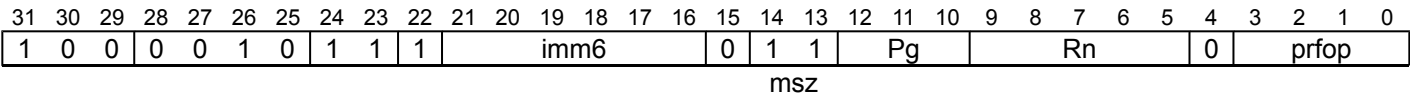
Contiguous prefetch doublewords (immediate index)

Contiguous prefetch of doubleword elements from the memory address generated by a 64-bit scalar base and immediate index in the range -32 to 31 which is multiplied by the vector's in-memory size, irrespective of predication, and added to the base address.

Note

- Arm strongly recommends the following for this instruction:
- A PE does not perform a prefetch as a result of Inactive elements.
 - Software uses the predicate operand to suppress prefetches from unwanted addresses.

SVE
(FEAT_SVE || FEAT_SME)



Encoding

PRFD <prfop>, <Pg>, [<Xn|SP>{, #<imm>, MUL VL}]

Decode for this encoding

```
if !IsFeatureImplemented(FEAT_SVE) && !IsFeatureImplemented(FEAT_SME) then
    EndOfDecode(Decode_UNDEF);
constant integer esize = 64;
constant integer g = UInt(Pg);
constant integer n = UInt(Rn);
constant integer level = UInt(prfop<2:1>);
constant boolean stream = (prfop<0> == '1');
constant PrefetchHint pref_hint = if prfop<3> == '0' then Prefetch_READ else Prefetch_WRITE;
constant integer scale = 3;
constant integer offset = SInt(imm6);
```

Assembler Symbols

<prfop> Is the prefetch operation specifier, encoded in “prfop”:

prfop	<prfop>
0000	PLDL1KEEP
0001	PLDL1STRM
0010	PLDL2KEEP
0011	PLDL2STRM
0100	PLDL3KEEP
0101	PLDL3STRM
x11x	#uimm4
1000	PSTL1KEEP
1001	PSTL1STRM
1010	PSTL2KEEP
1011	PSTL2STRM
1100	PSTL3KEEP
1101	PSTL3STRM

- <Pg> Is the name of the governing scalable predicate register P0-P7, encoded in the "Pg" field.
- <Xn|SP> Is the 64-bit name of the general-purpose base register or stack pointer, encoded in the "Rn" field.
- <imm> Is the optional signed immediate vector offset, in the range -32 to 31, defaulting to 0, encoded in the "imm6" field.

Operation

```
CheckSVEEnabled();  
constant integer VL = CurrentVL;  
constant integer PL = VL DIV 8;  
constant integer elements = VL DIV esize;  
constant bits(PL) mask = P[g, PL];  
bits(64) base;  
  
if AnyActiveElement(mask, esize) then  
    base = if n == 31 then SP[64] else X[n, 64];  
  
for e = 0 to elements-1  
    if ActivePredicateElement(mask, e, esize) then  
        constant integer eoff = (offset * elements) + e;  
        constant bits(64) addr = base + (eoff << scale);  
        Hint Prefetch(addr, pref_hint, level, stream);
```

Internal version only: aarchmrs v2025-03_rel, pseudocode v2025-03_rel ; Build timestamp: 2025-03-21T17:41

Copyright © 2010-2025 Arm Limited or its affiliates. All rights reserved. This document is Non-Confidential.

PRFD (scalar plus scalar)

Contiguous prefetch doublewords (scalar index)

Contiguous prefetch of doubleword elements from the memory address generated by a 64-bit scalar base and scalar index which is multiplied by 8 and added to the base address. After each element prefetch the index value is incremented, but the index register is not updated.

Note

- Arm strongly recommends the following for this instruction:
- A PE does not perform a prefetch as a result of Inactive elements.
 - Software uses the predicate operand to suppress prefetches from unwanted addresses.

SVE
(FEAT_SVE || FEAT_SME)

31	30	29	28	27	26	25	24	23	22	21	20	19	18	17	16	15	14	13	12	11	10	9	8	7	6	5	4	3	2	1	0
1	0	0	0	0	1	0	1	1	0	0	!= 11111				1	1	0	Pg			Rn				0	prfop					
msz											Rm																				

Encoding

PRFD <prfop>, <Pg>, [<Xn|SP>, <Xm>, LSL #3]

Decode for this encoding

```
if !IsFeatureImplemented(FEAT_SVE) && !IsFeatureImplemented(FEAT_SME) then
    EndOfDecode(Decode_UNDEF);
if Rm == '11111' then EndOfDecode(Decode_UNDEF);
constant integer esize = 64;
constant integer g = UInt(Pg);
constant integer n = UInt(Rn);
constant integer m = UInt(Rm);
constant integer level = UInt(prfop<2:1>);
constant boolean stream = (prfop<0> == '1');
constant PrefetchHint pref_hint = if prfop<3> == '0' then Prefetch_READ else Prefetch_WRITE;
constant integer scale = 3;
```

Assembler Symbols

<prfop> Is the prefetch operation specifier, encoded in “prfop”:

prfop	<prfop>
0000	PLDL1KEEP
0001	PLDL1STRM
0010	PLDL2KEEP
0011	PLDL2STRM
0100	PLDL3KEEP
0101	PLDL3STRM
x11x	#uimm4
1000	PSTL1KEEP
1001	PSTL1STRM
1010	PSTL2KEEP
1011	PSTL2STRM
1100	PSTL3KEEP
1101	PSTL3STRM

- <Pg> Is the name of the governing scalable predicate register P0-P7, encoded in the "Pg" field.
- <Xn|SP> Is the 64-bit name of the general-purpose base register or stack pointer, encoded in the "Rn" field.
- <Xm> Is the 64-bit name of the general-purpose offset register, encoded in the "Rm" field.

Operation

```
CheckSVEEnabled();
constant integer VL = CurrentVL;
constant integer PL = VL DIV 8;
constant integer elements = VL DIV esize;
constant bits(PL) mask = P[g, PL];
bits(64) base;
bits(64) offset;

if AnyActiveElement(mask, esize) then
    base = if n == 31 then SP[64] else X[n, 64];
    offset = X[m, 64];

for e = 0 to elements-1
    if ActivePredicateElement(mask, e, esize) then
        constant integer eoff = UInt(offset) + e;
        constant bits(64) addr = base + (eoff << scale);
        Hint_Prefetch(addr, pref_hint, level, stream);
```

Internal version only: aarchmrs v2025-03_rel, pseudocode v2025-03_rel ; Build timestamp: 2025-03-21T17:41

Copyright © 2010-2025 Arm Limited or its affiliates. All rights reserved. This document is Non-Confidential.

PRFD (scalar plus vector)

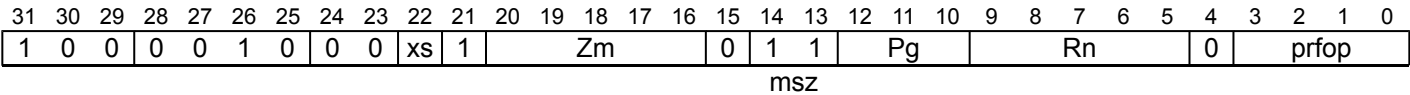
Gather prefetch doublewords (scalar plus vector)

Gather prefetch of doublewords from the active memory addresses generated by a 64-bit scalar base plus vector index. The index values are optionally first sign or zero-extended from 32 to 64 bits and then multiplied by 8. Inactive addresses are not prefetched from memory. The <prfop> symbol specifies the prefetch hint as a combination of three options: access type PLD for load or PST for store; target cache level L1, L2 or L3; temporality (KEEP for temporal or STRM for non-temporal).

This instruction is illegal when executed in Streaming SVE mode, unless FEAT_SME_FA64 is implemented and enabled.

It has encodings from 3 classes: [32-bit scaled offset](#) , [32-bit unpacked scaled offset](#) and [64-bit scaled offset](#)

32-bit scaled offset
(FEAT_SVE)



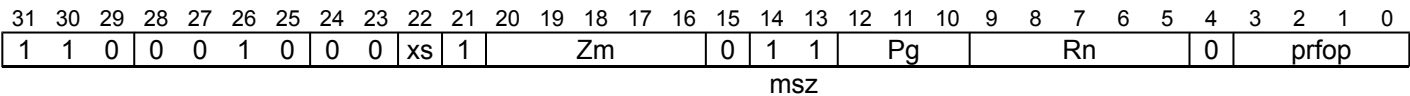
Encoding

PRFD <prfop>, <Pg>, [<Xn|SP>, <Zm>.S, <mod> #3]

Decode for this encoding

```
if !IsFeatureImplemented(FEAT_SVE) then EndOfDecode(Decode_UNDEF);
constant integer esize = 32;
constant integer g = UInt(Pg);
constant integer n = UInt(Rn);
constant integer m = UInt(Zm);
constant integer level = UInt(prfop<2:1>);
constant boolean stream = (prfop<0> == '1');
constant PrefetchHint pref_hint = if prfop<3> == '0' then Prefetch_READ else Prefetch_WRITE;
constant integer offs_size = 32;
constant boolean offs_unsigned = (xs == '0');
constant integer scale = 3;
```

32-bit unpacked scaled offset
(FEAT_SVE)



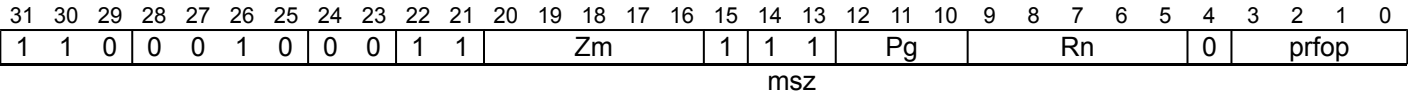
Encoding

PRFD <prfop>, <Pg>, [<Xn|SP>, <Zm>.D, <mod> #3]

Decode for this encoding

```
if !IsFeatureImplemented(FEAT_SVE) then EndOfDecode(Decode_UNDEF);
constant integer esize = 64;
constant integer g = UInt(Pg);
constant integer n = UInt(Rn);
constant integer m = UInt(Zm);
constant integer level = UInt(prfop<2:1>);
constant boolean stream = (prfop<0> == '1');
constant PrefetchHint pref_hint = if prfop<3> == '0' then Prefetch_READ else Prefetch_WRITE;
constant integer offs_size = 32;
constant boolean offs_unsigned = (xs == '0');
constant integer scale = 3;
```

64-bit scaled offset
(FEAT_SVE)



Encoding

PRFD <prfop>, <Pg>, [<Xn|SP>, <Zm>].D, LSL #3]

Decode for this encoding

```
if !IsFeatureImplemented(FEAT_SVE) then EndOfDecode(Decode_UNDEF);
constant integer esize = 64;
constant integer g = UInt(Pg);
constant integer n = UInt(Rn);
constant integer m = UInt(Zm);
constant integer level = UInt(prfop<2:1>);
constant boolean stream = (prfop<0> == '1');
constant PrefetchHint pref_hint = if prfop<3> == '0' then Prefetch_READ else Prefetch_WRITE;
constant integer offs_size = 64;
constant boolean offs_unsigned = TRUE;
constant integer scale = 3;
```

Assembler Symbols

<prfop> Is the prefetch operation specifier, encoded in “prfop”:

prfop	<prfop>
0000	PLDL1KEEP
0001	PLDL1STRM
0010	PLDL2KEEP
0011	PLDL2STRM
0100	PLDL3KEEP
0101	PLDL3STRM
x11x	#uimm4
1000	PSTL1KEEP
1001	PSTL1STRM
1010	PSTL2KEEP
1011	PSTL2STRM
1100	PSTL3KEEP
1101	PSTL3STRM

- <Pg> Is the name of the governing scalable predicate register P0-P7, encoded in the "Pg" field.
- <Xn|SP> Is the 64-bit name of the general-purpose base register or stack pointer, encoded in the "Rn" field.
- <Zm> Is the name of the offset scalable vector register, encoded in the "Zm" field.
- <mod> Is the index extend and shift specifier, encoded in “xs”:

xs	<mod>
0	UXTW
1	SXTW

Operation

```
CheckNonStreamingSVEEnabled();
constant integer VL = CurrentVL;
constant integer PL = VL DIV 8;
constant integer elements = VL DIV esize;
constant bits(PL) mask = P[g, PL];
bits(64) base;
bits(VL) offset;

if AnyActiveElement(mask, esize) then
    base = if n == 31 then SP[64] else X[n, 64];
    offset = Z[m, VL];

for e = 0 to elements-1
    if ActivePredicateElement(mask, e, esize) then
        constant integer off = Int(Elem[offset, e, esize]<offs_size-1:0>, offs_unsigned);
        constant bits(64) addr = base + (off << scale);
        Hint\_Prefetch(addr, pref_hint, level, stream);
```

Internal version only: aarchmrs v2025-03_rel, pseudocode v2025-03_rel ; Build timestamp: 2025-03-21T17:41

Copyright © 2010-2025 Arm Limited or its affiliates. All rights reserved. This document is Non-Confidential.

PRFD (vector plus immediate)

Gather prefetch doublewords (vector plus immediate)

Gather prefetch of doublewords from the active memory addresses generated by a vector base plus immediate index. The index is a multiple of 8 in the range 0 to 248. Inactive addresses are not prefetched from memory.

The <prfop> symbol specifies the prefetch hint as a combination of three options: access type PLD for load or PST for store; target cache level L1, L2 or L3; temporality (KEEP for temporal or STRM for non-temporal).

This instruction is illegal when executed in Streaming SVE mode, unless FEAT_SME_FA64 is implemented and enabled.

It has encodings from 2 classes: [32-bit element](#) and [64-bit element](#)

32-bit element

(FEAT_SVE)

31	30	29	28	27	26	25	24	23	22	21	20	19	18	17	16	15	14	13	12	11	10	9	8	7	6	5	4	3	2	1	0
1	0	0	0	0	1	0	1	1	0	0	imm5					1	1	1	Pg			Zn			0	prfop					
msz																															

Encoding

PRFD <prfop>, <Pg>, [<Zn>.S{, #<imm>}]

Decode for this encoding

```
if !IsFeatureImplemented(FEAT_SVE) then EndOfDecode(Decode_UNDEF);
constant integer esize = 32;
constant integer g = UInt(Pg);
constant integer n = UInt(Zn);
constant integer level = UInt(prfop<2:1>);
constant boolean stream = (prfop<0> == '1');
constant PrefetchHint pref_hint = if prfop<3> == '0' then Prefetch_READ else Prefetch_WRITE;
constant integer scale = 3;
constant integer offset = UInt(imm5);
```

64-bit element

(FEAT_SVE)

31	30	29	28	27	26	25	24	23	22	21	20	19	18	17	16	15	14	13	12	11	10	9	8	7	6	5	4	3	2	1	0
1	1	0	0	0	1	0	1	1	0	0	imm5					1	1	1	Pg			Zn			0	prfop					
msz																															

Encoding

PRFD <prfop>, <Pg>, [<Zn>.D{, #<imm>}]

Decode for this encoding

```
if !IsFeatureImplemented(FEAT_SVE) then EndOfDecode(Decode_UNDEF);
constant integer esize = 64;
constant integer g = UInt(Pg);
constant integer n = UInt(Zn);
constant integer level = UInt(prfop<2:1>);
constant boolean stream = (prfop<0> == '1');
constant PrefetchHint pref_hint = if prfop<3> == '0' then Prefetch_READ else Prefetch_WRITE;
constant integer scale = 3;
constant integer offset = UInt(imm5);
```

Assembler Symbols

<prfop> Is the prefetch operation specifier, encoded in “prfop”:

prfop	<prfop>
0000	PLDL1KEEP
0001	PLDL1STRM
0010	PLDL2KEEP
0011	PLDL2STRM
0100	PLDL3KEEP
0101	PLDL3STRM
x11x	#uimm4
1000	PSTL1KEEP
1001	PSTL1STRM
1010	PSTL2KEEP
1011	PSTL2STRM
1100	PSTL3KEEP
1101	PSTL3STRM

- <Pg> Is the name of the governing scalable predicate register P0-P7, encoded in the "Pg" field.
- <Zn> Is the name of the base scalable vector register, encoded in the "Zn" field.
- <imm> Is the optional unsigned immediate byte offset, a multiple of 8 in the range 0 to 248, defaulting to 0, encoded in the "imm5" field.

Operation

```
CheckNonStreamingSVEEnabled();
constant integer VL = CurrentVL;
constant integer PL = VL DIV 8;
constant integer elements = VL DIV esize;
constant bits(PL) mask = P[g, PL];
bits(VL) base;

if AnyActiveElement(mask, esize) then
    base = Z[n, VL];

for e = 0 to elements-1
    if ActivePredicateElement(mask, e, esize) then
        constant bits(64) addr = ZeroExtend(Elem[base, e, esize], 64) + (offset << scale);
        Hint_Prefetch(addr, pref_hint, level, stream);
```

PRFH (scalar plus immediate)

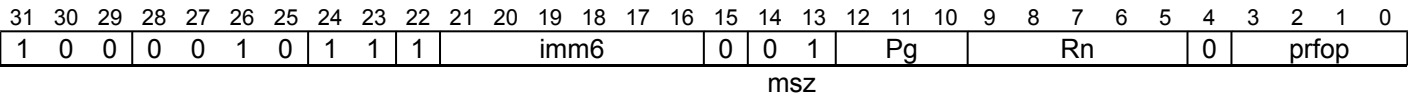
Contiguous prefetch halfwords (immediate index)

Contiguous prefetch of halfword elements from the memory address generated by a 64-bit scalar base and immediate index in the range -32 to 31 which is multiplied by the vector's in-memory size, irrespective of predication, and added to the base address.

Note

- Arm strongly recommends the following for this instruction:
- A PE does not perform a prefetch as a result of Inactive elements.
 - Software uses the predicate operand to suppress prefetches from unwanted addresses.

SVE
(FEAT_SVE || FEAT_SME)



Encoding

PRFH <prfop>, <Pg>, [<Xn|SP>{, #<imm>, MUL VL}]

Decode for this encoding

```
if !IsFeatureImplemented(FEAT_SVE) && !IsFeatureImplemented(FEAT_SME) then
    EndOfDecode(Decode_UNDEF);
constant integer esize = 16;
constant integer g = UInt(Pg);
constant integer n = UInt(Rn);
constant integer level = UInt(prfop<2:1>);
constant boolean stream = (prfop<0> == '1');
constant PrefetchHint pref_hint = if prfop<3> == '0' then Prefetch_READ else Prefetch_WRITE;
constant integer scale = 1;
constant integer offset = SInt(imm6);
```

Assembler Symbols

<prfop> Is the prefetch operation specifier, encoded in “prfop”:

prfop	<prfop>
0000	PLDL1KEEP
0001	PLDL1STRM
0010	PLDL2KEEP
0011	PLDL2STRM
0100	PLDL3KEEP
0101	PLDL3STRM
x11x	#uimm4
1000	PSTL1KEEP
1001	PSTL1STRM
1010	PSTL2KEEP
1011	PSTL2STRM
1100	PSTL3KEEP
1101	PSTL3STRM

- <Pg> Is the name of the governing scalable predicate register P0-P7, encoded in the "Pg" field.
- <Xn|SP> Is the 64-bit name of the general-purpose base register or stack pointer, encoded in the "Rn" field.
- <imm> Is the optional signed immediate vector offset, in the range -32 to 31, defaulting to 0, encoded in the "imm6" field.

Operation

```
CheckSVEEnabled();  
constant integer VL = CurrentVL;  
constant integer PL = VL DIV 8;  
constant integer elements = VL DIV esize;  
constant bits(PL) mask = P[g, PL];  
bits(64) base;  
  
if AnyActiveElement(mask, esize) then  
    base = if n == 31 then SP[64] else X[n, 64];  
  
for e = 0 to elements-1  
    if ActivePredicateElement(mask, e, esize) then  
        constant integer eoff = (offset * elements) + e;  
        constant bits(64) addr = base + (eoff << scale);  
        Hint Prefetch(addr, pref_hint, level, stream);
```

Internal version only: aarchmrs v2025-03_rel, pseudocode v2025-03_rel ; Build timestamp: 2025-03-21T17:41

Copyright © 2010-2025 Arm Limited or its affiliates. All rights reserved. This document is Non-Confidential.

PRFH (scalar plus scalar)

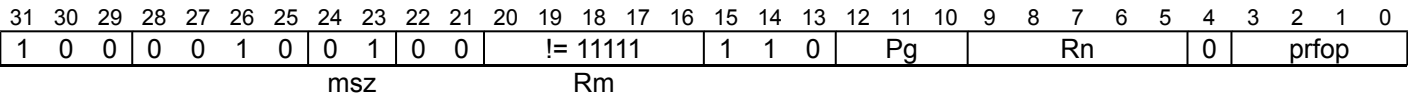
Contiguous prefetch halfwords (scalar index)

Contiguous prefetch of halfword elements from the memory address generated by a 64-bit scalar base and scalar index which is multiplied by 2 and added to the base address. After each element prefetch the index value is incremented, but the index register is not updated.

Note

- Arm strongly recommends the following for this instruction:
- A PE does not perform a prefetch as a result of Inactive elements.
 - Software uses the predicate operand to suppress prefetches from unwanted addresses.

SVE
(FEAT_SVE || FEAT_SME)



Encoding

PRFH <prfop>, <Pg>, [<Xn|SP>, <Xm>, LSL #1]

Decode for this encoding

```
if !IsFeatureImplemented(FEAT_SVE) && !IsFeatureImplemented(FEAT_SME) then
    EndOfDecode(Decode_UNDEF);
if Rm == '11111' then EndOfDecode(Decode_UNDEF);
constant integer esize = 16;
constant integer g = UInt(Pg);
constant integer n = UInt(Rn);
constant integer m = UInt(Rm);
constant integer level = UInt(prfop<2:1>);
constant boolean stream = (prfop<0> == '1');
constant PrefetchHint pref_hint = if prfop<3> == '0' then Prefetch_READ else Prefetch_WRITE;
constant integer scale = 1;
```

Assembler Symbols

<prfop> Is the prefetch operation specifier, encoded in “prfop”:

prfop	<prfop>
0000	PLDL1KEEP
0001	PLDL1STRM
0010	PLDL2KEEP
0011	PLDL2STRM
0100	PLDL3KEEP
0101	PLDL3STRM
x11x	#uimm4
1000	PSTL1KEEP
1001	PSTL1STRM
1010	PSTL2KEEP
1011	PSTL2STRM
1100	PSTL3KEEP
1101	PSTL3STRM

- <Pg> Is the name of the governing scalable predicate register P0-P7, encoded in the "Pg" field.
- <Xn|SP> Is the 64-bit name of the general-purpose base register or stack pointer, encoded in the "Rn" field.
- <Xm> Is the 64-bit name of the general-purpose offset register, encoded in the "Rm" field.

Operation

```
CheckSVEEnabled();
constant integer VL = CurrentVL;
constant integer PL = VL DIV 8;
constant integer elements = VL DIV esize;
constant bits(PL) mask = P[g, PL];
bits(64) base;
bits(64) offset;

if AnyActiveElement(mask, esize) then
    base = if n == 31 then SP[64] else X[n, 64];
    offset = X[m, 64];

for e = 0 to elements-1
    if ActivePredicateElement(mask, e, esize) then
        constant integer eoff = UInt(offset) + e;
        constant bits(64) addr = base + (eoff << scale);
        Hint\_Prefetch(addr, pref_hint, level, stream);
```

Internal version only: aarchmrs v2025-03_rel, pseudocode v2025-03_rel ; Build timestamp: 2025-03-21T17:41

Copyright © 2010-2025 Arm Limited or its affiliates. All rights reserved. This document is Non-Confidential.

PRFH (scalar plus vector)

Gather prefetch halfwords (scalar plus vector)

Gather prefetch of halfwords from the active memory addresses generated by a 64-bit scalar base plus vector index. The index values are optionally first sign or zero-extended from 32 to 64 bits and then multiplied by 2. Inactive addresses are not prefetched from memory.

The <prfop> symbol specifies the prefetch hint as a combination of three options: access type PLD for load or PST for store; target cache level L1, L2 or L3; temporality (KEEP for temporal or STRM for non-temporal).

This instruction is illegal when executed in Streaming SVE mode, unless FEAT_SME_FA64 is implemented and enabled.

It has encodings from 3 classes: [32-bit scaled offset](#) , [32-bit unpacked scaled offset](#) and [64-bit scaled offset](#)

32-bit scaled offset

(FEAT_SVE)

31	30	29	28	27	26	25	24	23	22	21	20	19	18	17	16	15	14	13	12	11	10	9	8	7	6	5	4	3	2	1	0
1	0	0	0	0	1	0	0	0	xs	1	Zm				0	0	1	Pg			Rn				0	prfop					
msz																															

Encoding

PRFH <prfop>, <Pg>, [<Xn|SP>, <Zm>.S, <mod> #1]

Decode for this encoding

```
if !IsFeatureImplemented(FEAT_SVE) then EndOfDecode(Decode_UNDEF);
constant integer esize = 32;
constant integer g = UInt(Pg);
constant integer n = UInt(Rn);
constant integer m = UInt(Zm);
constant integer level = UInt(prfop<2:1>);
constant boolean stream = (prfop<0> == '1');
constant PrefetchHint pref_hint = if prfop<3> == '0' then Prefetch_READ else Prefetch_WRITE;
constant integer offs_size = 32;
constant boolean offs_unsigned = (xs == '0');
constant integer scale = 1;
```

32-bit unpacked scaled offset

(FEAT_SVE)

31	30	29	28	27	26	25	24	23	22	21	20	19	18	17	16	15	14	13	12	11	10	9	8	7	6	5	4	3	2	1	0
1	1	0	0	0	1	0	0	0	xs	1	Zm				0	0	1	Pg			Rn				0	prfop					
msz																															

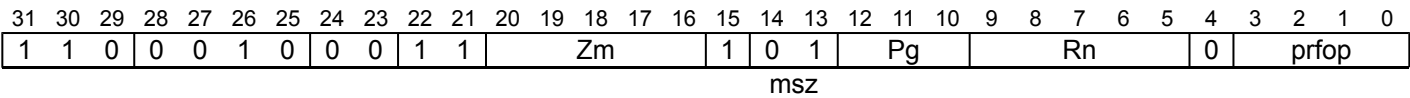
Encoding

PRFH <prfop>, <Pg>, [<Xn|SP>, <Zm>.D, <mod> #1]

Decode for this encoding

```
if !IsFeatureImplemented(FEAT_SVE) then EndOfDecode(Decode_UNDEF);
constant integer esize = 64;
constant integer g = UInt(Pg);
constant integer n = UInt(Rn);
constant integer m = UInt(Zm);
constant integer level = UInt(prfop<2:1>);
constant boolean stream = (prfop<0> == '1');
constant PrefetchHint pref_hint = if prfop<3> == '0' then Prefetch_READ else Prefetch_WRITE;
constant integer offs_size = 32;
constant boolean offs_unsigned = (xs == '0');
constant integer scale = 1;
```

64-bit scaled offset
(FEAT_SVE)



Encoding

```
PRFH <prfop>, <Pg>, [<Xn|SP>, <Zm>].D, LSL #1]
```

Decode for this encoding

```
if !IsFeatureImplemented(FEAT_SVE) then EndOfDecode(Decode_UNDEF);
constant integer esize = 64;
constant integer g = UInt(Pg);
constant integer n = UInt(Rn);
constant integer m = UInt(Zm);
constant integer level = UInt(prfop<2:1>);
constant boolean stream = (prfop<0> == '1');
constant PrefetchHint pref_hint = if prfop<3> == '0' then Prefetch_READ else Prefetch_WRITE;
constant integer offs_size = 64;
constant boolean offs_unsigned = TRUE;
constant integer scale = 1;
```

Assembler Symbols

<prfop> Is the prefetch operation specifier, encoded in “prfop”:

prfop	<prfop>
0000	PLDL1KEEP
0001	PLDL1STRM
0010	PLDL2KEEP
0011	PLDL2STRM
0100	PLDL3KEEP
0101	PLDL3STRM
x11x	#uimm4
1000	PSTL1KEEP
1001	PSTL1STRM
1010	PSTL2KEEP
1011	PSTL2STRM
1100	PSTL3KEEP
1101	PSTL3STRM

- <Pg> Is the name of the governing scalable predicate register P0-P7, encoded in the "Pg" field.
- <Xn|SP> Is the 64-bit name of the general-purpose base register or stack pointer, encoded in the "Rn" field.
- <Zm> Is the name of the offset scalable vector register, encoded in the "Zm" field.
- <mod> Is the index extend and shift specifier, encoded in “xs”:

xs	<mod>
0	UXTW
1	SXTW

Operation

```
CheckNonStreamingSVEEnabled();
constant integer VL = CurrentVL;
constant integer PL = VL DIV 8;
constant integer elements = VL DIV esize;
constant bits(PL) mask = P[g, PL];
bits(64) base;
bits(VL) offset;

if AnyActiveElement(mask, esize) then
    base = if n == 31 then SP[64] else X[n, 64];
    offset = Z[m, VL];

for e = 0 to elements-1
    if ActivePredicateElement(mask, e, esize) then
        constant integer off = Int(Elem[offset, e, esize]<offs_size-1:0>, offs_unsigned);
        constant bits(64) addr = base + (off << scale);
        Hint\_Prefetch(addr, pref_hint, level, stream);
```

Internal version only: aarchmrs v2025-03_rel, pseudocode v2025-03_rel ; Build timestamp: 2025-03-21T17:41

Copyright © 2010-2025 Arm Limited or its affiliates. All rights reserved. This document is Non-Confidential.

PRFH (vector plus immediate)

Gather prefetch halfwords (vector plus immediate)

Gather prefetch of halfwords from the active memory addresses generated by a vector base plus immediate index. The index is a multiple of 2 in the range 0 to 62. Inactive addresses are not prefetched from memory.

The <prfop> symbol specifies the prefetch hint as a combination of three options: access type PLD for load or PST for store; target cache level L1, L2 or L3; temporality (KEEP for temporal or STRM for non-temporal).

This instruction is illegal when executed in Streaming SVE mode, unless FEAT_SME_FA64 is implemented and enabled.

It has encodings from 2 classes: [32-bit element](#) and [64-bit element](#)

32-bit element

(FEAT_SVE)

31	30	29	28	27	26	25	24	23	22	21	20	19	18	17	16	15	14	13	12	11	10	9	8	7	6	5	4	3	2	1	0
1	0	0	0	0	1	0	0	1	0	0	imm5					1	1	1	Pg			Zn			0	prfop					
msz																															

Encoding

PRFH <prfop>, <Pg>, [<Zn>.S{, #<imm>}]

Decode for this encoding

```
if !IsFeatureImplemented(FEAT_SVE) then EndOfDecode(Decode_UNDEF);
constant integer esize = 32;
constant integer g = UInt(Pg);
constant integer n = UInt(Zn);
constant integer level = UInt(prfop<2:1>);
constant boolean stream = (prfop<0> == '1');
constant PrefetchHint pref_hint = if prfop<3> == '0' then Prefetch_READ else Prefetch_WRITE;
constant integer scale = 1;
constant integer offset = UInt(imm5);
```

64-bit element

(FEAT_SVE)

31	30	29	28	27	26	25	24	23	22	21	20	19	18	17	16	15	14	13	12	11	10	9	8	7	6	5	4	3	2	1	0
1	1	0	0	0	1	0	0	1	0	0	imm5					1	1	1	Pg			Zn			0	prfop					
msz																															

Encoding

PRFH <prfop>, <Pg>, [<Zn>.D{, #<imm>}]

Decode for this encoding

```
if !IsFeatureImplemented(FEAT_SVE) then EndOfDecode(Decode_UNDEF);
constant integer esize = 64;
constant integer g = UInt(Pg);
constant integer n = UInt(Zn);
constant integer level = UInt(prfop<2:1>);
constant boolean stream = (prfop<0> == '1');
constant PrefetchHint pref_hint = if prfop<3> == '0' then Prefetch_READ else Prefetch_WRITE;
constant integer scale = 1;
constant integer offset = UInt(imm5);
```

Assembler Symbols

<prfop> Is the prefetch operation specifier, encoded in “prfop”:

prfop	<prfop>
0000	PLDL1KEEP
0001	PLDL1STRM
0010	PLDL2KEEP
0011	PLDL2STRM
0100	PLDL3KEEP
0101	PLDL3STRM
x11x	#uimm4
1000	PSTL1KEEP
1001	PSTL1STRM
1010	PSTL2KEEP
1011	PSTL2STRM
1100	PSTL3KEEP
1101	PSTL3STRM

- <Pg> Is the name of the governing scalable predicate register P0-P7, encoded in the "Pg" field.
- <Zn> Is the name of the base scalable vector register, encoded in the "Zn" field.
- <imm> Is the optional unsigned immediate byte offset, a multiple of 2 in the range 0 to 62, defaulting to 0, encoded in the "imm5" field.

Operation

```
CheckNonStreamingSVEEnabled();
constant integer VL = CurrentVL;
constant integer PL = VL DIV 8;
constant integer elements = VL DIV esize;
constant bits(PL) mask = P[g, PL];
bits(VL) base;

if AnyActiveElement(mask, esize) then
    base = Z[n, VL];

for e = 0 to elements-1
    if ActivePredicateElement(mask, e, esize) then
        constant bits(64) addr = ZeroExtend(Elem[base, e, esize], 64) + (offset << scale);
        Hint_Prefetch(addr, pref_hint, level, stream);
```


PRFW (scalar plus immediate)

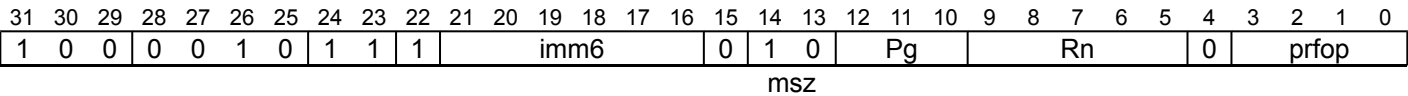
Contiguous prefetch words (immediate index)

Contiguous prefetch of word elements from the memory address generated by a 64-bit scalar base and immediate index in the range -32 to 31 which is multiplied by the vector's in-memory size, irrespective of predication, and added to the base address.

Note

- Arm strongly recommends the following for this instruction:
- A PE does not perform a prefetch as a result of Inactive elements.
- Software uses the predicate operand to suppress prefetches from unwanted addresses.

SVE
(FEAT_SVE || FEAT_SME)



Encoding

PRFW <prfop>, <Pg>, [<Xn|SP>{, #<imm>, MUL VL}]

Decode for this encoding

```
if !IsFeatureImplemented(FEAT_SVE) && !IsFeatureImplemented(FEAT_SME) then
    EndOfDecode(Decode_UNDEF);
constant integer esize = 32;
constant integer g = UInt(Pg);
constant integer n = UInt(Rn);
constant integer level = UInt(prfop<2:1>);
constant boolean stream = (prfop<0> == '1');
constant PrefetchHint pref_hint = if prfop<3> == '0' then Prefetch_READ else Prefetch_WRITE;
constant integer scale = 2;
constant integer offset = SInt(imm6);
```

Assembler Symbols

<prfop> Is the prefetch operation specifier, encoded in “prfop”:

prfop	<prfop>
0000	PLDL1KEEP
0001	PLDL1STRM
0010	PLDL2KEEP
0011	PLDL2STRM
0100	PLDL3KEEP
0101	PLDL3STRM
x11x	#uimm4
1000	PSTL1KEEP
1001	PSTL1STRM
1010	PSTL2KEEP
1011	PSTL2STRM
1100	PSTL3KEEP
1101	PSTL3STRM

- <Pg> Is the name of the governing scalable predicate register P0-P7, encoded in the "Pg" field.
- <Xn|SP> Is the 64-bit name of the general-purpose base register or stack pointer, encoded in the "Rn" field.
- <imm> Is the optional signed immediate vector offset, in the range -32 to 31, defaulting to 0, encoded in the "imm6" field.

Operation

```
CheckSVEEnabled();  
constant integer VL = CurrentVL;  
constant integer PL = VL DIV 8;  
constant integer elements = VL DIV esize;  
constant bits(PL) mask = P[g, PL];  
bits(64) base;  
  
if AnyActiveElement(mask, esize) then  
    base = if n == 31 then SP[64] else X[n, 64];  
  
for e = 0 to elements-1  
    if ActivePredicateElement(mask, e, esize) then  
        constant integer eoff = (offset * elements) + e;  
        constant bits(64) addr = base + (eoff << scale);  
        Hint Prefetch(addr, pref_hint, level, stream);
```

Internal version only: aarchmrs v2025-03_rel, pseudocode v2025-03_rel ; Build timestamp: 2025-03-21T17:41

Copyright © 2010-2025 Arm Limited or its affiliates. All rights reserved. This document is Non-Confidential.

PRFW (scalar plus scalar)

Contiguous prefetch words (scalar index)

Contiguous prefetch of word elements from the memory address generated by a 64-bit scalar base and scalar index which is multiplied by 4 and added to the base address. After each element prefetch the index value is incremented, but the index register is not updated.

Note

- Arm strongly recommends the following for this instruction:
- A PE does not perform a prefetch as a result of Inactive elements.
 - Software uses the predicate operand to suppress prefetches from unwanted addresses.

SVE
(FEAT_SVE || FEAT_SME)

31	30	29	28	27	26	25	24	23	22	21	20	19	18	17	16	15	14	13	12	11	10	9	8	7	6	5	4	3	2	1	0
1	0	0	0	0	1	0	1	0	0	0	!= 11111				1	1	0	Pg			Rn				0	prfop					
msz											Rm																				

Encoding

PRFW <prfop>, <Pg>, [<Xn|SP>, <Xm>, LSL #2]

Decode for this encoding

```
if !IsFeatureImplemented(FEAT_SVE) && !IsFeatureImplemented(FEAT_SME) then
    EndOfDecode(Decode_UNDEF);
if Rm == '11111' then EndOfDecode(Decode_UNDEF);
constant integer esize = 32;
constant integer g = UInt(Pg);
constant integer n = UInt(Rn);
constant integer m = UInt(Rm);
constant integer level = UInt(prfop<2:1>);
constant boolean stream = (prfop<0> == '1');
constant PrefetchHint pref_hint = if prfop<3> == '0' then Prefetch_READ else Prefetch_WRITE;
constant integer scale = 2;
```

Assembler Symbols

<prfop> Is the prefetch operation specifier, encoded in “prfop”:

prfop	<prfop>
0000	PLDL1KEEP
0001	PLDL1STRM
0010	PLDL2KEEP
0011	PLDL2STRM
0100	PLDL3KEEP
0101	PLDL3STRM
x11x	#uimm4
1000	PSTL1KEEP
1001	PSTL1STRM
1010	PSTL2KEEP
1011	PSTL2STRM
1100	PSTL3KEEP
1101	PSTL3STRM

- <Pg> Is the name of the governing scalable predicate register P0-P7, encoded in the "Pg" field.
- <Xn|SP> Is the 64-bit name of the general-purpose base register or stack pointer, encoded in the "Rn" field.
- <Xm> Is the 64-bit name of the general-purpose offset register, encoded in the "Rm" field.

Operation

```
CheckSVEEnabled();  
constant integer VL = CurrentVL;  
constant integer PL = VL DIV 8;  
constant integer elements = VL DIV esize;  
constant bits(PL) mask = P[g, PL];  
bits(64) base;  
bits(64) offset;  
  
if AnyActiveElement(mask, esize) then  
    base = if n == 31 then SP[64] else X[n, 64];  
    offset = X[m, 64];  
  
for e = 0 to elements-1  
    if ActivePredicateElement(mask, e, esize) then  
        constant integer eoff = UInt(offset) + e;  
        constant bits(64) addr = base + (eoff << scale);  
        Hint\_Prefetch(addr, pref_hint, level, stream);
```

Internal version only: aarchmrs v2025-03_rel, pseudocode v2025-03_rel ; Build timestamp: 2025-03-21T17:41

Copyright © 2010-2025 Arm Limited or its affiliates. All rights reserved. This document is Non-Confidential.

PRFW (scalar plus vector)

Gather prefetch words (scalar plus vector)

Gather prefetch of words from the active memory addresses generated by a 64-bit scalar base plus vector index. The index values are optionally first sign or zero-extended from 32 to 64 bits and then multiplied by 4. Inactive addresses are not prefetched from memory.

The <prfop> symbol specifies the prefetch hint as a combination of three options: access type PLD for load or PST for store; target cache level L1, L2 or L3; temporality (KEEP for temporal or STRM for non-temporal).

This instruction is illegal when executed in Streaming SVE mode, unless FEAT_SME_FA64 is implemented and enabled.

It has encodings from 3 classes: [32-bit scaled offset](#) , [32-bit unpacked scaled offset](#) and [64-bit scaled offset](#)

32-bit scaled offset

(FEAT_SVE)

31	30	29	28	27	26	25	24	23	22	21	20	19	18	17	16	15	14	13	12	11	10	9	8	7	6	5	4	3	2	1	0
1	0	0	0	0	1	0	0	0	xs	1			Zm			0	1	0		Pg					Rn		0			prfop	
																msz															

Encoding

PRFW <prfop>, <Pg>, [<Xn|SP>, <Zm>.S, <mod> #2]

Decode for this encoding

```
if !IsFeatureImplemented(FEAT_SVE) then EndOfDecode(Decode_UNDEF);
constant integer esize = 32;
constant integer g = UInt(Pg);
constant integer n = UInt(Rn);
constant integer m = UInt(Zm);
constant integer level = UInt(prfop<2:1>);
constant boolean stream = (prfop<0> == '1');
constant PrefetchHint pref_hint = if prfop<3> == '0' then Prefetch_READ else Prefetch_WRITE;
constant integer offs_size = 32;
constant boolean offs_unsigned = (xs == '0');
constant integer scale = 2;
```

32-bit unpacked scaled offset

(FEAT_SVE)

31	30	29	28	27	26	25	24	23	22	21	20	19	18	17	16	15	14	13	12	11	10	9	8	7	6	5	4	3	2	1	0
1	1	0	0	0	1	0	0	0	xs	1			Zm			0	1	0		Pg					Rn		0			prfop	
																msz															

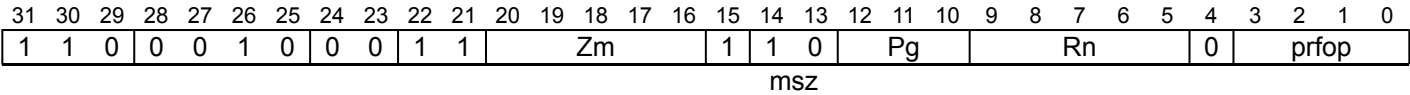
Encoding

PRFW <prfop>, <Pg>, [<Xn|SP>, <Zm>.D, <mod> #2]

Decode for this encoding

```
if !IsFeatureImplemented(FEAT_SVE) then EndOfDecode(Decode_UNDEF);
constant integer esize = 64;
constant integer g = UInt(Pg);
constant integer n = UInt(Rn);
constant integer m = UInt(Zm);
constant integer level = UInt(prfop<2:1>);
constant boolean stream = (prfop<0> == '1');
constant PrefetchHint pref_hint = if prfop<3> == '0' then Prefetch_READ else Prefetch_WRITE;
constant integer offs_size = 32;
constant boolean offs_unsigned = (xs == '0');
constant integer scale = 2;
```

64-bit scaled offset
(FEAT_SVE)



Encoding

PRFW <prfop>, <Pg>, [<Xn|SP>, <Zm>].D, LSL #2]

Decode for this encoding

```
if !IsFeatureImplemented(FEAT_SVE) then EndOfDecode(Decode_UNDEF);
constant integer esize = 64;
constant integer g = UInt(Pg);
constant integer n = UInt(Rn);
constant integer m = UInt(Zm);
constant integer level = UInt(prfop<2:1>);
constant boolean stream = (prfop<0> == '1');
constant PrefetchHint pref_hint = if prfop<3> == '0' then Prefetch_READ else Prefetch_WRITE;
constant integer offs_size = 64;
constant boolean offs_unsigned = TRUE;
constant integer scale = 2;
```

Assembler Symbols

<prfop> Is the prefetch operation specifier, encoded in “prfop”:

prfop	<prfop>
0000	PLDL1KEEP
0001	PLDL1STRM
0010	PLDL2KEEP
0011	PLDL2STRM
0100	PLDL3KEEP
0101	PLDL3STRM
x11x	#uimm4
1000	PSTL1KEEP
1001	PSTL1STRM
1010	PSTL2KEEP
1011	PSTL2STRM
1100	PSTL3KEEP
1101	PSTL3STRM

- <Pg> Is the name of the governing scalable predicate register P0-P7, encoded in the "Pg" field.
- <Xn|SP> Is the 64-bit name of the general-purpose base register or stack pointer, encoded in the "Rn" field.
- <Zm> Is the name of the offset scalable vector register, encoded in the "Zm" field.
- <mod> Is the index extend and shift specifier, encoded in “xs”:

xs	<mod>
0	UXTW
1	SXTW

Operation

```
CheckNonStreamingSVEEnabled();
constant integer VL = CurrentVL;
constant integer PL = VL DIV 8;
constant integer elements = VL DIV esize;
constant bits(PL) mask = P[g, PL];
bits(64) base;
bits(VL) offset;

if AnyActiveElement(mask, esize) then
    base = if n == 31 then SP[64] else X[n, 64];
    offset = Z[m, VL];

for e = 0 to elements-1
    if ActivePredicateElement(mask, e, esize) then
        constant integer off = Int(Elem[offset, e, esize]<offs_size-1:0>, offs_unsigned);
        constant bits(64) addr = base + (off << scale);
        Hint\_Prefetch(addr, pref_hint, level, stream);
```

Internal version only: aarchmrs v2025-03_rel, pseudocode v2025-03_rel ; Build timestamp: 2025-03-21T17:41

Copyright © 2010-2025 Arm Limited or its affiliates. All rights reserved. This document is Non-Confidential.

PRFW (vector plus immediate)

Gather prefetch words (vector plus immediate)

Gather prefetch of words from the active memory addresses generated by a vector base plus immediate index. The index is a multiple of 4 in the range 0 to 124. Inactive addresses are not prefetched from memory.

The <prfop> symbol specifies the prefetch hint as a combination of three options: access type PLD for load or PST for store; target cache level L1, L2 or L3; temporality (KEEP for temporal or STRM for non-temporal).

This instruction is illegal when executed in Streaming SVE mode, unless FEAT_SME_FA64 is implemented and enabled.

It has encodings from 2 classes: [32-bit element](#) and [64-bit element](#)

32-bit element
(FEAT_SVE)

31	30	29	28	27	26	25	24	23	22	21	20	19	18	17	16	15	14	13	12	11	10	9	8	7	6	5	4	3	2	1	0
1	0	0	0	0	1	0	1	0	0	0	imm5					1	1	1	Pg			Zn			0	prfop					
msz																															

Encoding

PRFW <prfop>, <Pg>, [<Zn>.S{, #<imm>}]

Decode for this encoding

```
if !IsFeatureImplemented(FEAT_SVE) then EndOfDecode(Decode_UNDEF);
constant integer esize = 32;
constant integer g = UInt(Pg);
constant integer n = UInt(Zn);
constant integer level = UInt(prfop<2:1>);
constant boolean stream = (prfop<0> == '1');
constant PrefetchHint pref_hint = if prfop<3> == '0' then Prefetch_READ else Prefetch_WRITE;
constant integer scale = 2;
constant integer offset = UInt(imm5);
```

64-bit element
(FEAT_SVE)

31	30	29	28	27	26	25	24	23	22	21	20	19	18	17	16	15	14	13	12	11	10	9	8	7	6	5	4	3	2	1	0
1	1	0	0	0	1	0	1	0	0	0	imm5					1	1	1	Pg			Zn			0	prfop					
msz																															

Encoding

PRFW <prfop>, <Pg>, [<Zn>.D{, #<imm>}]

Decode for this encoding

```
if !IsFeatureImplemented(FEAT_SVE) then EndOfDecode(Decode_UNDEF);
constant integer esize = 64;
constant integer g = UInt(Pg);
constant integer n = UInt(Zn);
constant integer level = UInt(prfop<2:1>);
constant boolean stream = (prfop<0> == '1');
constant PrefetchHint pref_hint = if prfop<3> == '0' then Prefetch_READ else Prefetch_WRITE;
constant integer scale = 2;
constant integer offset = UInt(imm5);
```


Assembler Symbols

<prfop> Is the prefetch operation specifier, encoded in “prfop”:

prfop	<prfop>
0000	PLDL1KEEP
0001	PLDL1STRM
0010	PLDL2KEEP
0011	PLDL2STRM
0100	PLDL3KEEP
0101	PLDL3STRM
x11x	#uimm4
1000	PSTL1KEEP
1001	PSTL1STRM
1010	PSTL2KEEP
1011	PSTL2STRM
1100	PSTL3KEEP
1101	PSTL3STRM

- <Pg> Is the name of the governing scalable predicate register P0-P7, encoded in the "Pg" field.
- <Zn> Is the name of the base scalable vector register, encoded in the "Zn" field.
- <imm> Is the optional unsigned immediate byte offset, a multiple of 4 in the range 0 to 124, defaulting to 0, encoded in the "imm5" field.

Operation

```
CheckNonStreamingSVEEnabled();
constant integer VL = CurrentVL;
constant integer PL = VL DIV 8;
constant integer elements = VL DIV esize;
constant bits(PL) mask = P[g, PL];
bits(VL) base;

if AnyActiveElement(mask, esize) then
    base = Z[n, VL];

for e = 0 to elements-1
    if ActivePredicateElement(mask, e, esize) then
        constant bits(64) addr = ZeroExtend(Elem[base, e, esize], 64) + (offset << scale);
        Hint_Prefetch(addr, pref_hint, level, stream);
```

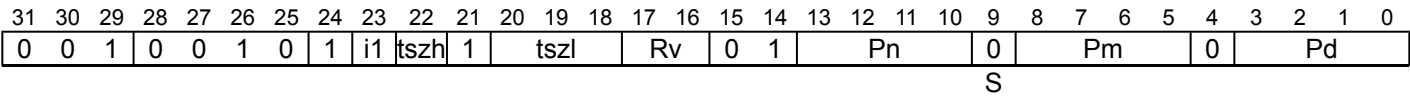
PSEL

Predicate select between predicate register or all-false

If the indexed element of the second source predicate is true, place the contents of the first source predicate register into the destination predicate register, otherwise set the destination predicate to all-false. The indexed element is determined by the sum of a general-purpose index register and an immediate, modulo the number of elements. Does not set the condition flags.

For programmer convenience, an assembler must also accept predicate-as-counter register names for the destination predicate register and the first source predicate register.

SVE2
(FEAT_SME || FEAT_SVE2p1)



Encoding

```
PSEL <Pd>, <Pn>, <Pm>.<T>[<Wv>, <imm>]
```

Decode for this encoding

```
if !IsFeatureImplemented(FEAT_SME) && !IsFeatureImplemented(FEAT_SVE2p1) then
    EndOfDecode(Decode_UNDEF);
constant bits(5) imm5 = i1:tszh:tszl;
integer esize;
integer imm;
case tszh:tszl of
    when '0000' EndOfDecode(Decode_UNDEF);
    when '1000' esize = 64; imm = UInt(imm5<4>);
    when 'x100' esize = 32; imm = UInt(imm5<4:3>);
    when 'xx10' esize = 16; imm = UInt(imm5<4:2>);
    when 'xxx1' esize = 8; imm = UInt(imm5<4:1>);
constant integer n = UInt(Pn);
constant integer m = UInt(Pm);
constant integer d = UInt(Pd);
constant integer v = UInt('011':Rv);
```

Assembler Symbols

- <Pd> Is the name of the destination scalable predicate register, encoded in the "Pd" field.
- <Pn> Is the name of the first source scalable predicate register, encoded in the "Pn" field.
- <Pm> Is the name of the second source scalable predicate register, encoded in the "Pm" field.
- <T> Is the size specifier, encoded in “tszh:tszl”:

tszh	tszl	<T>
0	000	RESERVED
x	xx1	B
x	x10	H
x	100	S
1	000	D

- <Wv> Is the 32-bit name of the vector select register W12-W15, encoded in the "Rv" field.
- <imm> Is the element index, in the range 0 to one less than the number of vector elements in a 128-bit vector register, encoded in "i1:tszh:tszl".

Operation

```
CheckSVEEnabled();
constant integer VL = CurrentVL;
constant integer PL = VL DIV 8;
constant integer elements = VL DIV esize;
constant bits(PL) operand1 = P[n, PL];
constant bits(PL) operand2 = P[m, PL];
constant bits(32) idx = X[v, 32];
constant integer element = (UInt(idx) + imm) MOD elements;
bits(PL) result;

if ActivePredicateElement(operand2, element, esize) then
    result = operand1;
else
    result = Zeros(PL);

P[d, PL] = result;
```

Operational information

If PSTATE.DIT is 1:

- The execution time of this instruction is independent of:
 - The values of the data supplied in any of its registers.
 - The values of the NZCV flags.
- The response of this instruction to asynchronous exceptions does not vary based on:
 - The values of the data supplied in any of its registers.
 - The values of the NZCV flags.

Internal version only: aarchmrs v2025-03_rel, pseudocode v2025-03_rel ; Build timestamp: 2025-03-21T17:41

Copyright © 2010-2025 Arm Limited or its affiliates. All rights reserved. This document is Non-Confidential.

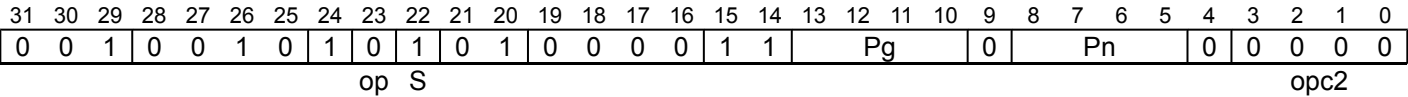
PTEST

Set condition flags for predicate

Sets the First (N), None (Z), !Last (C) condition flags based on the predicate source register, and the V flag to zero.

SVE

(FEAT_SVE || FEAT_SME)



Encoding

PTEST <Pg>, <Pn>.B

Decode for this encoding

```
if !IsFeatureImplemented(FEAT_SVE) && !IsFeatureImplemented(FEAT_SME) then
    EndOfDecode(Decode_UNDEF);
constant integer esize = 8;
constant integer g = UInt(Pg);
constant integer n = UInt(Pn);
```

Assembler Symbols

- <Pg> Is the name of the governing scalable predicate register, encoded in the "Pg" field.
- <Pn> Is the name of the source scalable predicate register, encoded in the "Pn" field.

Operation

```
CheckSVEEnabled();
constant integer VL = CurrentVL;
constant integer PL = VL DIV 8;
constant bits(PL) mask = P[g, PL];
constant bits(PL) result = P[n, PL];

PSTATE.<N,Z,C,V> = PredTest(mask, result, esize);
```

Operational information

- If PSTATE.DIT is 1:
- The execution time of this instruction is independent of:
 - The values of the data supplied in any of its operand registers when its governing predicate register contains the same value for each execution.
 - The values of the NZCV flags.
 - The response of this instruction to asynchronous exceptions does not vary based on:
 - The values of the data supplied in any of its operand registers when its governing predicate register contains the same value for each execution.
 - The values of the NZCV flags.

If FEAT_SME is implemented and the PE is in Streaming SVE mode, then any subsequent instruction which is dependent on the predicate register written by this instruction might be significantly delayed.

PTRUE (predicate as counter)

Initialise predicate-as-counter to all active

Set the destination predicate as all-active elements, using the predicate-as-counter encoding.

SVE2

(FEAT_SME2 || FEAT_SVE2p1)

31	30	29	28	27	26	25	24	23	22	21	20	19	18	17	16	15	14	13	12	11	10	9	8	7	6	5	4	3	2	1	0
0	0	1	0	0	1	0	1	size	1	0	0	0	0	0	0	0	1	1	1	1	0	0	0	0	0	0	1	0			PNd

Encoding

PTRUE <PNd>.<T>

Decode for this encoding

```
if !IsFeatureImplemented(FEAT_SME2) && !IsFeatureImplemented(FEAT_SVE2p1) then
    EndOfDecode(Decode_UNDEF);
constant integer esize = 8 << UInt(size);
constant integer d = UInt('1':PNd);
```

Assembler Symbols

<PNd> Is the name of the destination scalable predicate register PN8-PN15, with predicate-as-counter encoding, encoded in the "PNd" field.

<T> Is the size specifier, encoded in “size”:

size	<T>
00	B
01	H
10	S
11	D

Operation

```
if IsFeatureImplemented(FEAT_SVE2p1) then CheckSVEEnabled(); else CheckStreamingSVEEnabled();
constant integer VL = CurrentVL;
constant integer PL = VL DIV 8;
constant integer elements = VL DIV esize;
constant bits(PL) result = EncodePredCount(esize, elements, elements, FALSE, PL);
P[d, PL] = result;
```

Operational information

- If PSTATE.DIT is 1:
- The execution time of this instruction is independent of:
 - The values of the data supplied in any of its registers.
 - The values of the NZCV flags.
 - The response of this instruction to asynchronous exceptions does not vary based on:
 - The values of the data supplied in any of its registers.
 - The values of the NZCV flags.

PTRUE (predicate)

Initialise predicate from named constraint

Set elements of the destination predicate to true if the element number satisfies the named predicate constraint, or to false otherwise. If the constraint specifies more elements than are available at the current vector length then all elements of the destination predicate are set to false.

The named predicate constraint limits the number of active elements in a single predicate to:

- A fixed number (VL1 to VL256)
- The largest power of two (POW2)
- The largest multiple of three or four (MUL3 or MUL4)
- All available, implicitly a multiple of two (ALL).

Unspecified or out of range constraint encodings generate an empty predicate or zero element count rather than Undefined Instruction exception. Does not set the condition flags.

Not setting the condition flags

(FEAT_SVE || FEAT_SME)

31	30	29	28	27	26	25	24	23	22	21	20	19	18	17	16	15	14	13	12	11	10	9	8	7	6	5	4	3	2	1	0
0	0	1	0	0	1	0	1	size	0	1	1	0	0	0	0	1	1	1	0	0	0	pattern			0	Pd					
S																															

Encoding

PTRUE <Pd>.<T>{, <pattern>}

Decode for this encoding

```
if !IsFeatureImplemented(FEAT_SVE) && !IsFeatureImplemented(FEAT_SME) then
    EndOfDecode(Decode_UNDEF);
constant integer esize = 8 << UInt(size);
constant integer d = UInt(Pd);
constant boolean setflags = FALSE;
constant bits(5) pat = pattern;
```

Assembler Symbols

<Pd> Is the name of the destination scalable predicate register, encoded in the "Pd" field.

<T> Is the size specifier, encoded in “size”:

size	<T>
00	B
01	H
10	S
11	D

<pattern> Is the optional pattern specifier, defaulting to ALL, encoded in “pattern”:

pattern	<pattern>
00000	POW2
00001	VL1
00010	VL2
00011	VL3
00100	VL4
00101	VL5
00110	VL6
00111	VL7
01000	VL8
01001	VL16
01010	VL32
01011	VL64
01100	VL128
01101	VL256
0111x	#uimm5
1xx00	#uimm5
1x0x1	#uimm5
1x010	#uimm5
101x1	#uimm5
10110	#uimm5
11101	MUL4
11110	MUL3
11111	ALL

Operation

```

CheckSVEEnabled();
constant integer VL = CurrentVL;
constant integer PL = VL DIV 8;
constant integer elements = VL DIV esize;
constant integer count = DecodePredCount(pat, esize);
bits(PL) result;
constant integer psize = esize DIV 8;

for e = 0 to elements-1
    constant bit pbit = if e < count then '1' else '0';
    Elem[result, e, psize] = ZeroExtend(pbit, psize);

if setflags then
    PSTATE.<N,Z,C,V> = PredTest(result, result, esize);
P[d, PL] = result;

```

Operational information

If PSTATE.DIT is 1:

- The execution time of this instruction is independent of:
 - The values of the data supplied in any of its registers.
 - The values of the NZCV flags.
- The response of this instruction to asynchronous exceptions does not vary based on:
 - The values of the data supplied in any of its registers.
 - The values of the NZCV flags.

Internal version only: aarchmrs v2025-03_rel, pseudocode v2025-03_rel ; Build timestamp: 2025-03-21T17:41

Copyright © 2010-2025 Arm Limited or its affiliates. All rights reserved. This document is Non-Confidential.

PTRUES

Initialise predicate from named constraint and set the condition flags

Set elements of the destination predicate to true if the element number satisfies the named predicate constraint, or to false otherwise. If the constraint specifies more elements than are available at the current vector length then all elements of the destination predicate are set to false.

The named predicate constraint limits the number of active elements in a single predicate to:

- A fixed number (VL1 to VL256)
- The largest power of two (POW2)
- The largest multiple of three or four (MUL3 or MUL4)
- All available, implicitly a multiple of two (ALL).

Unspecified or out of range constraint encodings generate an empty predicate or zero element count rather than Undefined Instruction exception. Sets the First (N), None (Z), !Last (C) condition flags based on the predicate result, and the V flag to zero.

Setting the condition flags

(FEAT_SVE || FEAT_SME)

31	30	29	28	27	26	25	24	23	22	21	20	19	18	17	16	15	14	13	12	11	10	9	8	7	6	5	4	3	2	1	0
0	0	1	0	0	1	0	1	size	0	1	1	0	0	1	1	1	1	0	0	0	pattern					0	Pd				
S																															

Encoding

```
PTRUES <Pd>.<T>{, <pattern>}
```

Decode for this encoding

```
if !IsFeatureImplemented(FEAT_SVE) && !IsFeatureImplemented(FEAT_SME) then
    EndOfDecode(Decode_UNDEF);
constant integer esize = 8 << UInt(size);
constant integer d = UInt(Pd);
constant boolean setflags = TRUE;
constant bits(5) pat = pattern;
```

Assembler Symbols

<Pd> Is the name of the destination scalable predicate register, encoded in the "Pd" field.

<T> Is the size specifier, encoded in “size”:

size	<T>
00	B
01	H
10	S
11	D

<pattern> Is the optional pattern specifier, defaulting to ALL, encoded in “pattern”:

pattern	<pattern>
00000	POW2
00001	VL1
00010	VL2
00011	VL3
00100	VL4
00101	VL5
00110	VL6
00111	VL7
01000	VL8
01001	VL16
01010	VL32
01011	VL64
01100	VL128
01101	VL256
0111x	#uimm5
1xx00	#uimm5
1x0x1	#uimm5
1x010	#uimm5
101x1	#uimm5
10110	#uimm5
11101	MUL4
11110	MUL3
11111	ALL

Operation

```

CheckSVEEnabled();
constant integer VL = CurrentVL;
constant integer PL = VL DIV 8;
constant integer elements = VL DIV esize;
constant integer count = DecodePredCount(pat, esize);
bits(PL) result;
constant integer psize = esize DIV 8;

for e = 0 to elements-1
    constant bit pbit = if e < count then '1' else '0';
    Elem[result, e, psize] = ZeroExtend(pbit, psize);

if setflags then
    PSTATE.<N,Z,C,V> = PredTest(result, result, esize);
P[d, PL] = result;

```

Operational information

If PSTATE.DIT is 1:

- The execution time of this instruction is independent of:
 - The values of the data supplied in any of its registers.
 - The values of the NZCV flags.
- The response of this instruction to asynchronous exceptions does not vary based on:
 - The values of the data supplied in any of its registers.
 - The values of the NZCV flags.

If FEAT_SME is implemented and the PE is in Streaming SVE mode, then any subsequent instruction which is dependent on the NZCV condition flags written by this instruction might be significantly delayed.

Internal version only: aarchmrs v2025-03_rel, pseudocode v2025-03_rel ; Build timestamp: 2025-03-21T17:41

Copyright © 2010-2025 Arm Limited or its affiliates. All rights reserved. This document is Non-Confidential.

PUNPKHI, PUNPKLO

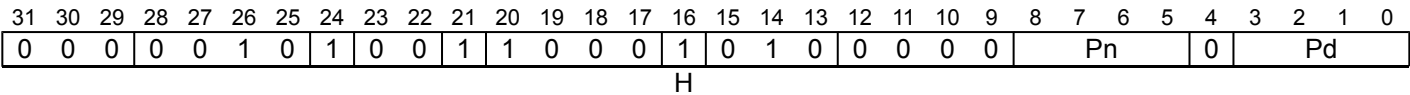
Unpack and widen half of predicate

Unpack elements from the lowest or highest half of the source predicate and place in elements of twice their size within the destination predicate. This instruction is unpredicated.

It has encodings from 2 classes: [High half](#) and [Low half](#)

High half

(FEAT_SVE || FEAT_SME)



Encoding

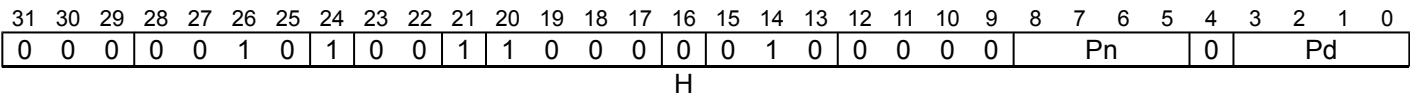
PUNPKHI <Pd>.H, <Pn>.B

Decode for this encoding

```
if !IsFeatureImplemented(FEAT_SVE) && !IsFeatureImplemented(FEAT_SME) then
    EndOfDecode(Decode_UNDEF);
constant integer esize = 16;
constant integer n = UInt(Pn);
constant integer d = UInt(Pd);
constant boolean hi = TRUE;
```

Low half

(FEAT_SVE || FEAT_SME)



Encoding

PUNPKLO <Pd>.H, <Pn>.B

Decode for this encoding

```
if !IsFeatureImplemented(FEAT_SVE) && !IsFeatureImplemented(FEAT_SME) then
    EndOfDecode(Decode_UNDEF);
constant integer esize = 16;
constant integer n = UInt(Pn);
constant integer d = UInt(Pd);
constant boolean hi = FALSE;
```

Assembler Symbols

- <Pd> Is the name of the destination scalable predicate register, encoded in the "Pd" field.
- <Pn> Is the name of the source scalable predicate register, encoded in the "Pn" field.

Operation

```
CheckSVEEnabled();  
constant integer VL = CurrentVL;  
constant integer PL = VL DIV 8;  
constant integer elements = VL DIV esize;  
constant bits(PL) operand = P[n, PL];  
bits(PL) result;  
constant integer psize = esize DIV 8;  
  
for e = 0 to elements-1  
    constant bit pbit = PredicateElement(operand, if hi then e + elements else e, esize DIV 2);  
    Elem[result, e, psize] = ZeroExtend(pbit, psize);  
  
P[d, PL] = result;
```

Internal version only: aarchmrs v2025-03_rel, pseudocode v2025-03_rel ; Build timestamp: 2025-03-21T17:41

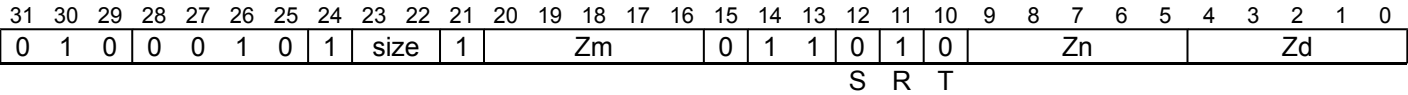
Copyright © 2010-2025 Arm Limited or its affiliates. All rights reserved. This document is Non-Confidential.

RADDHNB

Rounding add narrow high part (bottom)

Add each vector element of the first source vector to the corresponding vector element of the second source vector, and place the most significant rounded half of the result in the even-numbered half-width destination elements, while setting the odd-numbered elements to zero. This instruction is unpredicated.

SVE2
(FEAT_SVE2 || FEAT_SME)



Encoding

RADDHNB <Zd>.<T>, <Zn>.<Tb>, <Zm>.<Tb>

Decode for this encoding

```
if !IsFeatureImplemented(FEAT_SVE2) && !IsFeatureImplemented(FEAT_SME) then
    EndOfDecode(Decode_UNDEF);
if size == '00' then EndOfDecode(Decode_UNDEF);
constant integer esize = 8 << UInt(size);
constant integer n = UInt(Zn);
constant integer m = UInt(Zm);
constant integer d = UInt(Zd);
```

Assembler Symbols

<Zd> Is the name of the destination scalable vector register, encoded in the "Zd" field.

<T> Is the size specifier, encoded in “size”:

size	<T>
00	RESERVED
01	B
10	H
11	S

<Zn> Is the name of the first source scalable vector register, encoded in the "Zn" field.

<Tb> Is the size specifier, encoded in “size”:

size	<Tb>
00	RESERVED
01	H
10	S
11	D

<Zm> Is the name of the second source scalable vector register, encoded in the "Zm" field.

Operation

```
CheckSVEEnabled();
constant integer VL = CurrentVL;
constant integer elements = VL DIV esize;
constant bits(VL) operand1 = Z[n, VL];
constant bits(VL) operand2 = Z[m, VL];
bits(VL) result;
constant integer halfesize = esize DIV 2;

for e = 0 to elements-1
    constant integer element1 = UInt(Elem[operand1, e, esize]);
    constant integer element2 = UInt(Elem[operand2, e, esize]);
    constant integer res = ((element1 + element2) + (1 << (halfesize - 1))) >> halfesize;
    Elem[result, 2*e + 0, halfesize] = res<halfesize-1:0>;
    Elem[result, 2*e + 1, halfesize] = Zeros(halfesize);

Z[d, VL] = result;
```

Operational information

If PSTATE.DIT is 1:

- The execution time of this instruction is independent of:
 - The values of the data supplied in any of its registers.
 - The values of the NZCV flags.
- The response of this instruction to asynchronous exceptions does not vary based on:
 - The values of the data supplied in any of its registers.
 - The values of the NZCV flags.

Internal version only: aarchmrs v2025-03_rel, pseudocode v2025-03_rel ; Build timestamp: 2025-03-21T17:41

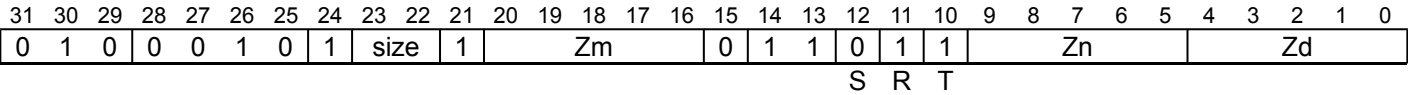
Copyright © 2010-2025 Arm Limited or its affiliates. All rights reserved. This document is Non-Confidential.

RADDHNT

Rounding add narrow high part (top)

Add each vector element of the first source vector to the corresponding vector element of the second source vector, and place the most significant rounded half of the result in the odd-numbered half-width destination elements, leaving the even-numbered elements unchanged. This instruction is unpredicated.

SVE2
(FEAT_SVE2 || FEAT_SME)



Encoding

RADDHNT <Zd>.<T>, <Zn>.<Tb>, <Zm>.<Tb>

Decode for this encoding

```
if !IsFeatureImplemented(FEAT_SVE2) && !IsFeatureImplemented(FEAT_SME) then
    EndOfDecode(Decode_UNDEF);
if size == '00' then EndOfDecode(Decode_UNDEF);
constant integer esize = 8 << UInt(size);
constant integer n = UInt(Zn);
constant integer m = UInt(Zm);
constant integer d = UInt(Zd);
```

Assembler Symbols

<Zd> Is the name of the destination scalable vector register, encoded in the "Zd" field.

<T> Is the size specifier, encoded in “size”:

size	<T>
00	RESERVED
01	B
10	H
11	S

<Zn> Is the name of the first source scalable vector register, encoded in the "Zn" field.

<Tb> Is the size specifier, encoded in “size”:

size	<Tb>
00	RESERVED
01	H
10	S
11	D

<Zm> Is the name of the second source scalable vector register, encoded in the "Zm" field.

Operation

```
CheckSVEEnabled();
constant integer VL = CurrentVL;
constant integer elements = VL DIV esize;
constant bits(VL) operand1 = Z[n, VL];
constant bits(VL) operand2 = Z[m, VL];
bits(VL) result = Z[d, VL];
constant integer halfesize = esize DIV 2;

for e = 0 to elements-1
    constant integer element1 = UInt(Elem[operand1, e, esize]);
    constant integer element2 = UInt(Elem[operand2, e, esize]);
    constant integer res = ((element1 + element2) + (1 << (halfesize - 1))) >> halfesize;
    Elem[result, 2*e + 1, halfesize] = res<halfesize-1:0>;

Z[d, VL] = result;
```

Operational information

If PSTATE.DIT is 1:

- The execution time of this instruction is independent of:
 - The values of the data supplied in any of its registers.
 - The values of the NZCV flags.
- The response of this instruction to asynchronous exceptions does not vary based on:
 - The values of the data supplied in any of its registers.
 - The values of the NZCV flags.

Internal version only: aarchmrs v2025-03_rel, pseudocode v2025-03_rel ; Build timestamp: 2025-03-21T17:41

Copyright © 2010-2025 Arm Limited or its affiliates. All rights reserved. This document is Non-Confidential.

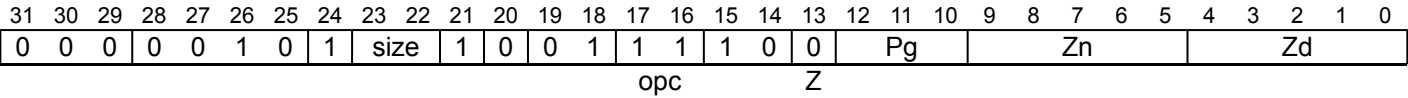
RBIT

Reverse bits (predicated)

Reverse bits in each active element of the source vector, and place the results in the corresponding elements of the destination vector. Inactive elements in the destination vector register remain unmodified or are set to zero, depending on whether merging or zeroing predication is selected. It has encodings from 2 classes: [Merging](#) and [Zeroing](#)

Merging

(FEAT_SVE || FEAT_SME)



Encoding

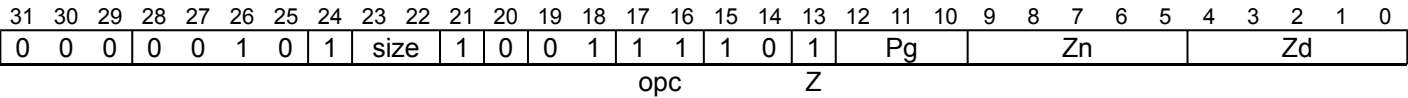
RBIT <Zd>.<T>, <Pg>/M, <Zn>.<T>

Decode for this encoding

```
if !IsFeatureImplemented(FEAT_SVE) && !IsFeatureImplemented(FEAT_SME) then
    EndOfDecode(Decode_UNDEF);
constant integer esize = 8 << UInt(size);
constant integer g = UInt(Pg);
constant integer n = UInt(Zn);
constant integer d = UInt(Zd);
constant boolean merging = TRUE;
```

Zeroing

(FEAT_SVE2p2 || FEAT_SME2p2)



Encoding

RBIT <Zd>.<T>, <Pg>/Z, <Zn>.<T>

Decode for this encoding

```
if !IsFeatureImplemented(FEAT_SVE2p2) && !IsFeatureImplemented(FEAT_SME2p2) then
    EndOfDecode(Decode_UNDEF);
constant integer esize = 8 << UInt(size);
constant integer g = UInt(Pg);
constant integer n = UInt(Zn);
constant integer d = UInt(Zd);
constant boolean merging = FALSE;
```

Assembler Symbols

- <Zd> Is the name of the destination scalable vector register, encoded in the "Zd" field.
- <T> Is the size specifier, encoded in “size”:

size	<T>
00	B
01	H
10	S
11	D

<Pg> Is the name of the governing scalable predicate register P0-P7, encoded in the "Pg" field.

<Zn> Is the name of the source scalable vector register, encoded in the "Zn" field.

Operation

```

CheckSVEEnabled();
constant integer VL = CurrentVL;
constant integer PL = VL DIV 8;
constant integer elements = VL DIV esize;
constant bits(PL) mask = P[g, PL];
constant bits(VL) operand = if AnyActiveElement(mask, esize) then Z[n, VL] else Zeros(VL);
bits(VL) result = if merging then Z[d, VL] else Zeros(VL);

for e = 0 to elements-1
    if ActivePredicateElement(mask, e, esize) then
        constant bits(esize) element = Elem[operand, e, esize];
        Elem[result, e, esize] = BitReverse(element);

Z[d, VL] = result;

```

Operational information

If PSTATE.DIT is 1:

- The execution time of this instruction is independent of:
 - The values of the data supplied in any of its operand registers when its governing predicate register contains the same value for each execution.
 - The values of the NZCV flags.
- The response of this instruction to asynchronous exceptions does not vary based on:
 - The values of the data supplied in any of its operand registers when its governing predicate register contains the same value for each execution.
 - The values of the NZCV flags.

The merging variant of this instruction might be immediately preceded in program order by a MOVPRFX instruction. The MOVPRFX must conform to all of the following requirements, otherwise the behavior of the MOVPRFX and the merging variant of this instruction is CONSTRAINED

UNPREDICTABLE:

- The MOVPRFX can be predicated or unpredicated.
- A predicated MOVPRFX must use the same governing predicate register as the merging variant this instruction.
- A predicated MOVPRFX must use the larger of the destination element size and first source element size in the preferred disassembly of the merging variant of this instruction.
- The MOVPRFX must specify the same destination register as the merging variant of this instruction.
- The destination register must not refer to architectural register state referenced by any other source operand register of the merging variant of this instruction.

Internal version only: aarchmrs v2025-03_rel, pseudocode v2025-03_rel ; Build timestamp: 2025-03-21T17:41

Copyright © 2010-2025 Arm Limited or its affiliates. All rights reserved. This document is Non-Confidential.

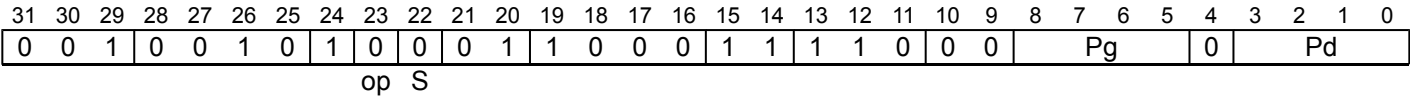
RDFFR (predicated)

Return predicate of succesfully loaded elements

Read the first-fault register (FFR) and place active elements in the corresponding elements of the destination predicate. Inactive elements in the destination predicate register are set to zero. Does not set the condition flags.

This instruction is illegal when executed in Streaming SVE mode, unless FEAT_SME_FA64 is implemented and enabled.

Not setting the condition flags
(FEAT_SVE)



Encoding

RDFFR <Pd>.B, <Pg>/Z

Decode for this encoding

```
if !IsFeatureImplemented(FEAT_SVE) then EndOfDecode(Decode_UNDEF);
constant integer g = UInt(Pg);
constant integer d = UInt(Pd);
constant boolean setflags = FALSE;
```

Assembler Symbols

- <Pd> Is the name of the destination scalable predicate register, encoded in the "Pd" field.
- <Pg> Is the name of the governing scalable predicate register, encoded in the "Pg" field.

Operation

```
CheckNonStreamingSVEEnabled();
constant integer VL = CurrentVL;
constant integer PL = VL DIV 8;
constant bits(PL) mask = P[g, PL];
constant bits(PL) ffr = FFR[PL];
constant bits(PL) result = ffr AND mask;

if setflags then
    PSTATE.<N,Z,C,V> = PredTest(mask, result, 8);
P[d, PL] = result;
```

Operational information

- If PSTATE.DIT is 1:
- The execution time of this instruction is independent of:
 - The values of the data supplied in any of its operand registers when its governing predicate register contains the same value for each execution.
 - The values of the NZCV flags.
 - The response of this instruction to asynchronous exceptions does not vary based on:
 - The values of the data supplied in any of its operand registers when its governing predicate register contains the same value for each execution.
 - The values of the NZCV flags.

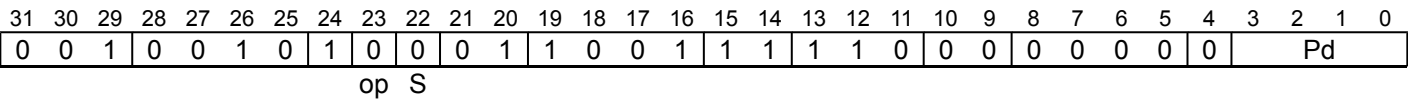
RDFFR (unpredicated)

Read the first-fault register

Read the first-fault register (FFR) and place in the destination predicate without predication.

This instruction is illegal when executed in Streaming SVE mode, unless FEAT_SME_FA64 is implemented and enabled.

SVE (FEAT_SVE)



Encoding

RDFFR <Pd>.B

Decode for this encoding

```
if !IsFeatureImplemented(FEAT_SVE) then EndOfDecode(Decode_UNDEF);
constant integer d = UInt(Pd);
```

Assembler Symbols

<Pd> Is the name of the destination scalable predicate register, encoded in the "Pd" field.

Operation

```
CheckNonStreamingSVEEnabled();
constant integer VL = CurrentVL;
constant integer PL = VL DIV 8;
constant bits(PL) ffr = FFR[PL];
P[d, PL] = ffr;
```

Operational information

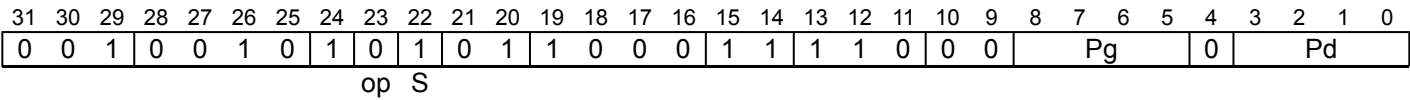
- If PSTATE.DIT is 1:
- The execution time of this instruction is independent of:
 - The values of the data supplied in any of its registers.
 - The values of the NZCV flags.
 - The response of this instruction to asynchronous exceptions does not vary based on:
 - The values of the data supplied in any of its registers.
 - The values of the NZCV flags.

RDFFRS

Return predicate of succesfully loaded elements, setting the condition flags

Read the first-fault register (FFR) and place active elements in the corresponding elements of the destination predicate. Inactive elements in the destination predicate register are set to zero. Sets the First (N), None (Z), !Last (C) condition flags based on the predicate result, and the V flag to zero. This instruction is illegal when executed in Streaming SVE mode, unless FEAT_SME_FA64 is implemented and enabled.

Setting the condition flags
(FEAT_SVE)



Encoding

RDFFRS <Pd>.B, <Pg>/Z

Decode for this encoding

```
if !IsFeatureImplemented(FEAT_SVE) then EndOfDecode(Decode_UNDEF);
constant integer g = UInt(Pg);
constant integer d = UInt(Pd);
constant boolean setflags = TRUE;
```

Assembler Symbols

- <Pd> Is the name of the destination scalable predicate register, encoded in the "Pd" field.
- <Pg> Is the name of the governing scalable predicate register, encoded in the "Pg" field.

Operation

```
CheckNonStreamingSVEEnabled();
constant integer VL = CurrentVL;
constant integer PL = VL DIV 8;
constant bits(PL) mask = P[g, PL];
constant bits(PL) ffr = FFR[PL];
constant bits(PL) result = ffr AND mask;

if setflags then
    PSTATE.<N,Z,C,V> = PredTest(mask, result, 8);
    P[d, PL] = result;
```

Operational information

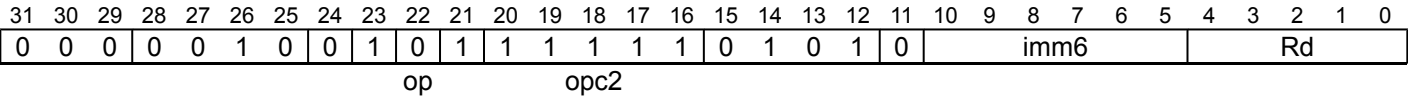
- If PSTATE.DIT is 1:
- The execution time of this instruction is independent of:
 - The values of the data supplied in any of its operand registers when its governing predicate register contains the same value for each execution.
 - The values of the NZCV flags.
 - The response of this instruction to asynchronous exceptions does not vary based on:
 - The values of the data supplied in any of its operand registers when its governing predicate register contains the same value for each execution.
 - The values of the NZCV flags.

RDVL

Read multiple of vector register size to scalar register

Multiply the current vector register size in bytes by an immediate in the range -32 to 31 and place the result in the 64-bit destination general-purpose register.

SVE (FEAT_SVE || FEAT_SME)



Encoding

RDVL <Xd>, #<imm>

Decode for this encoding

```
if !IsFeatureImplemented(FEAT_SVE) && !IsFeatureImplemented(FEAT_SME) then
    EndOfDecode(Decode_UNDEF);
constant integer d = UInt(Rd);
constant integer imm = SInt(imm6);
```

Assembler Symbols

- <Xd> Is the 64-bit name of the destination general-purpose register, encoded in the "Rd" field.
- <imm> Is the signed immediate operand, in the range -32 to 31, encoded in the "imm6" field.

Operation

```
CheckSVEEnabled();
constant integer VL = CurrentVL;
constant integer len = imm * (VL DIV 8);
X[d, 64] = len<63:0>;
```

Operational information

- If PSTATE.DIT is 1:
- The execution time of this instruction is independent of:
 - The values of the data supplied in any of its registers.
 - The values of the NZCV flags.
 - The response of this instruction to asynchronous exceptions does not vary based on:
 - The values of the data supplied in any of its registers.
 - The values of the NZCV flags.

REV (predicate)

Reverse all elements in a predicate

Reverse the order of all elements in the source predicate and place in the destination predicate. This instruction is unpredicated.

SVE

(FEAT_SVE || FEAT_SME)

31	30	29	28	27	26	25	24	23	22	21	20	19	18	17	16	15	14	13	12	11	10	9	8	7	6	5	4	3	2	1	0
0	0	0	0	0	1	0	1	size	1	1	0	1	0	0	0	1	0	0	0	0	0	Pn			0	Pd					

Encoding

REV <Pd>.<T>, <Pn>.<T>

Decode for this encoding

```
if !IsFeatureImplemented(FEAT_SVE) && !IsFeatureImplemented(FEAT_SME) then
    EndOfDecode(Decode_UNDEF);
constant integer esize = 8 << UInt(size);
constant integer n = UInt(Pn);
constant integer d = UInt(Pd);
```

Assembler Symbols

<Pd> Is the name of the destination scalable predicate register, encoded in the "Pd" field.

<T> Is the size specifier, encoded in “size”:

size	<T>
00	B
01	H
10	S
11	D

<Pn> Is the name of the source scalable predicate register, encoded in the "Pn" field.

Operation

```
CheckSVEEnabled();
constant integer VL = CurrentVL;
constant integer PL = VL DIV 8;
constant bits(PL) operand = P[n, PL];
constant bits(PL) result = Reverse(operand, esize DIV 8);
P[d, PL] = result;
```

Operational information

- If PSTATE.DIT is 1:
- The execution time of this instruction is independent of:
 - The values of the data supplied in any of its registers.
 - The values of the NZCV flags.
 - The response of this instruction to asynchronous exceptions does not vary based on:
 - The values of the data supplied in any of its registers.
 - The values of the NZCV flags.

REV (vector)

Reverse all elements in a vector (unpredicated)

Reverse the order of all elements in the source vector and place in the destination vector. This instruction is unpredicated.

SVE

(FEAT_SVE || FEAT_SME)

31	30	29	28	27	26	25	24	23	22	21	20	19	18	17	16	15	14	13	12	11	10	9	8	7	6	5	4	3	2	1	0
0	0	0	0	0	1	0	1	size	1	1	1	0	0	0	0	0	0	1	1	1	0	Zn				Zd					

Encoding

```
REV <Zd>.<T>, <Zn>.<T>
```

Decode for this encoding

```
if !IsFeatureImplemented(FEAT_SVE) && !IsFeatureImplemented(FEAT_SME) then
    EndOfDecode(Decode_UNDEF);
constant integer esize = 8 << UInt(size);
constant integer n = UInt(Zn);
constant integer d = UInt(Zd);
```

Assembler Symbols

<Zd> Is the name of the destination scalable vector register, encoded in the "Zd" field.

<T> Is the size specifier, encoded in “size”:

size	<T>
00	B
01	H
10	S
11	D

<Zn> Is the name of the source scalable vector register, encoded in the "Zn" field.

Operation

```
CheckSVEEnabled();
constant integer VL = CurrentVL;
constant bits(VL) operand = Z[n, VL];
constant bits(VL) result = Reverse(operand, esize);
Z[d, VL] = result;
```

Operational information

- If PSTATE.DIT is 1:
- The execution time of this instruction is independent of:
 - The values of the data supplied in any of its registers.
 - The values of the NZCV flags.
 - The response of this instruction to asynchronous exceptions does not vary based on:
 - The values of the data supplied in any of its registers.
 - The values of the NZCV flags.

REVB, REVH, REVW

Reverse bytes / halfwords / words within elements (predicated)

Reverse the order of 8-bit bytes, 16-bit halfwords or 32-bit words within each active element of the source vector, and place the results in the corresponding elements of the destination vector. Inactive elements in the destination vector register remain unmodified or are set to zero, depending on whether merging or zeroing predication is selected.

It has encodings from 6 classes: [Byte, merging](#) , [Byte, zeroing](#) , [Halfword, merging](#) , [Halfword, zeroing](#) , [Word, merging](#) and [Word, zeroing](#)

Byte, merging (FEAT_SVE || FEAT_SME)

31	30	29	28	27	26	25	24	23	22	21	20	19	18	17	16	15	14	13	12	11	10	9	8	7	6	5	4	3	2	1	0
0	0	0	0	0	1	0	1	size	1	0	0	1	0	0	1	0	0	Pg	Zn				Zd								
opc																Z															

Encoding

REVB <Zd>.<T>, <Pg>/M, <Zn>.<T>

Decode for this encoding

```
if !IsFeatureImplemented(FEAT_SVE) && !IsFeatureImplemented(FEAT_SME) then
    EndOfDecode(Decode_UNDEF);
if size == '00' then EndOfDecode(Decode_UNDEF);
constant integer esize = 8 << UInt(size);
constant integer g = UInt(Pg);
constant integer n = UInt(Zn);
constant integer d = UInt(Zd);
constant integer swsize = 8;
constant boolean merging = TRUE;
```

Byte, zeroing (FEAT_SVE2p2 || FEAT_SME2p2)

31	30	29	28	27	26	25	24	23	22	21	20	19	18	17	16	15	14	13	12	11	10	9	8	7	6	5	4	3	2	1	0
0	0	0	0	0	1	0	1	size	1	0	0	1	0	0	1	0	1	Pg			Zn				Zd						
opc																Z															

Encoding

REVB <Zd>.<T>, <Pg>/Z, <Zn>.<T>

Decode for this encoding

```
if !IsFeatureImplemented(FEAT_SVE2p2) && !IsFeatureImplemented(FEAT_SME2p2) then
    EndOfDecode(Decode_UNDEF);
if size == '00' then EndOfDecode(Decode_UNDEF);
constant integer esize = 8 << UInt(size);
constant integer g = UInt(Pg);
constant integer n = UInt(Zn);
constant integer d = UInt(Zd);
constant integer swsize = 8;
constant boolean merging = FALSE;
```

Halfword, merging
(FEAT_SVE || FEAT_SME)

31	30	29	28	27	26	25	24	23	22	21	20	19	18	17	16	15	14	13	12	11	10	9	8	7	6	5	4	3	2	1	0
0	0	0	0	0	1	0	1	size	1	0	0	1	0	1	1	0	0	Pg			Zn				Zd						
opc																Z															

Encoding

REVB <Zd>.<T>, <Pg>/M, <Zn>.<T>

Decode for this encoding

```
if !IsFeatureImplemented(FEAT_SVE) && !IsFeatureImplemented(FEAT_SME) then
    EndOfDecode(Decode_UNDEF);
if size IN {'0x'} then EndOfDecode(Decode_UNDEF);
constant integer esize = 8 << UInt(size);
constant integer g = UInt(Pg);
constant integer n = UInt(Zn);
constant integer d = UInt(Zd);
constant integer swsize = 16;
constant boolean merging = TRUE;
```

Halfword, zeroing
(FEAT_SVE2p2 || FEAT_SME2p2)

31	30	29	28	27	26	25	24	23	22	21	20	19	18	17	16	15	14	13	12	11	10	9	8	7	6	5	4	3	2	1	0
0	0	0	0	0	1	0	1	size	1	0	0	1	0	1	1	0	1	Pg			Zn				Zd						
opc																Z															

Encoding

REVB <Zd>.<T>, <Pg>/Z, <Zn>.<T>

Decode for this encoding

```
if !IsFeatureImplemented(FEAT_SVE2p2) && !IsFeatureImplemented(FEAT_SME2p2) then
    EndOfDecode(Decode_UNDEF);
if size IN {'0x'} then EndOfDecode(Decode_UNDEF);
constant integer esize = 8 << UInt(size);
constant integer g = UInt(Pg);
constant integer n = UInt(Zn);
constant integer d = UInt(Zd);
constant integer swsize = 16;
constant boolean merging = FALSE;
```

Word, merging
(FEAT_SVE || FEAT_SME)

31	30	29	28	27	26	25	24	23	22	21	20	19	18	17	16	15	14	13	12	11	10	9	8	7	6	5	4	3	2	1	0
0	0	0	0	0	1	0	1	size	1	0	0	1	1	0	1	0	0	0	Pg		Zn				Zd						
opc																Z															

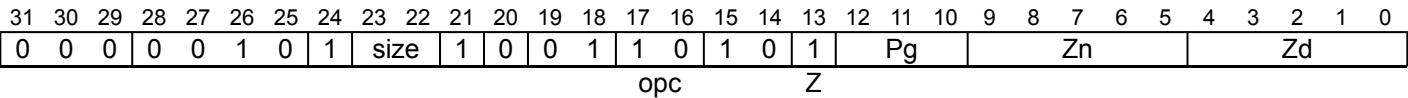
Encoding

REVV <Zd>.D, <Pg>/M, <Zn>.D

Decode for this encoding

```
if !IsFeatureImplemented(FEAT_SVE) && !IsFeatureImplemented(FEAT_SME) then
    EndOfDecode(Decode_UNDEF);
if size != '11' then EndOfDecode(Decode_UNDEF);
constant integer esize = 8 << UInt(size);
constant integer g = UInt(Pg);
constant integer n = UInt(Zn);
constant integer d = UInt(Zd);
constant integer swsize = 32;
constant boolean merging = TRUE;
```

Word, zeroing
(FEAT_SVE2p2 || FEAT_SME2p2)



Encoding

REVV <Zd>.D, <Pg>/Z, <Zn>.D

Decode for this encoding

```
if !IsFeatureImplemented(FEAT_SVE2p2) && !IsFeatureImplemented(FEAT_SME2p2) then
    EndOfDecode(Decode_UNDEF);
if size != '11' then EndOfDecode(Decode_UNDEF);
constant integer esize = 8 << UInt(size);
constant integer g = UInt(Pg);
constant integer n = UInt(Zn);
constant integer d = UInt(Zd);
constant integer swsize = 32;
constant boolean merging = FALSE;
```

Assembler Symbols

<Zd> Is the name of the destination scalable vector register, encoded in the "Zd" field.

<T> For the "Byte, merging" and "Byte, zeroing" variants: is the size specifier, encoded in “size”:

size	<T>
00	RESERVED
01	H
10	S
11	D

For the "Halfword, merging" and "Halfword, zeroing" variants: is the size specifier, encoded in “size<0>”:

size<0>	<T>
0	S
1	D

<Pg> Is the name of the governing scalable predicate register P0-P7, encoded in the "Pg" field.

<Zn> Is the name of the source scalable vector register, encoded in the "Zn" field.

Operation

```
CheckSVEEnabled();
constant integer VL = CurrentVL;
constant integer PL = VL DIV 8;
constant integer elements = VL DIV esize;
constant bits(PL) mask = P[g, PL];
constant bits(VL) operand = if AnyActiveElement(mask, esize) then Z[n, VL] else Zeros(VL);
bits(VL) result = if merging then Z[d, VL] else Zeros(VL);

for e = 0 to elements-1
    if ActivePredicateElement(mask, e, esize) then
        constant bits(esize) element = Elem[operand, e, esize];
        Elem[result, e, esize] = Reverse(element, swsize);

Z[d, VL] = result;
```

Operational information

If PSTATE.DIT is 1:

- The execution time of this instruction is independent of:
 - The values of the data supplied in any of its operand registers when its governing predicate register contains the same value for each execution.
 - The values of the NZCV flags.
- The response of this instruction to asynchronous exceptions does not vary based on:
 - The values of the data supplied in any of its operand registers when its governing predicate register contains the same value for each execution.
 - The values of the NZCV flags.

The merging variant of this instruction might be immediately preceded in program order by a MOVPRFX instruction. The MOVPRFX must conform to all of the following requirements, otherwise the behavior of the MOVPRFX and the merging variant of this instruction is CONSTRAINED

UNPREDICTABLE:

- The MOVPRFX can be predicated or unpredicated.
- A predicated MOVPRFX must use the same governing predicate register as the merging variant this instruction.
- A predicated MOVPRFX must use the larger of the destination element size and first source element size in the preferred disassembly of the merging variant of this instruction.
- The MOVPRFX must specify the same destination register as the merging variant of this instruction.
- The destination register must not refer to architectural register state referenced by any other source operand register of the merging variant of this instruction.

Internal version only: aarchmrs v2025-03_rel, pseudocode v2025-03_rel ; Build timestamp: 2025-03-21T17:41

Copyright © 2010-2025 Arm Limited or its affiliates. All rights reserved. This document is Non-Confidential.

REVD

Reverse 64-bit doublewords in elements (predicated)

Reverse the order of 64-bit doublewords within each active element of the source vector, and place the results in the corresponding elements of the destination vector. Inactive elements in the destination vector register remain unmodified or are set to zero, depending on whether merging or zeroing predication is selected.

It has encodings from 2 classes: [Merging](#) and [Zeroing](#)

Merging

(FEAT_SME || FEAT_SVE2p1)

31	30	29	28	27	26	25	24	23	22	21	20	19	18	17	16	15	14	13	12	11	10	9	8	7	6	5	4	3	2	1	0
0	0	0	0	0	1	0	1	0	0	1	0	1	1	1	0	1	0	0	Pg			Zn			Zd						
size																Z															

Encoding

REVD <Zd>.Q, <Pg>/M, <Zn>.Q

Decode for this encoding

```
if !IsFeatureImplemented(FEAT_SME) && !IsFeatureImplemented(FEAT_SVE2p1) then
    EndOfDecode(Decode_UNDEF);
constant integer esize = 128;
constant integer g = UInt(Pg);
constant integer n = UInt(Zn);
constant integer d = UInt(Zd);
constant integer swsize = 64;
constant boolean merging = TRUE;
```

Zeroing

(FEAT_SVE2p2 || FEAT_SME2p2)

31	30	29	28	27	26	25	24	23	22	21	20	19	18	17	16	15	14	13	12	11	10	9	8	7	6	5	4	3	2	1	0
0	0	0	0	0	1	0	1	0	0	1	0	1	1	1	0	1	0	1	Pg			Zn			Zd						
size																Z															

Encoding

REVD <Zd>.Q, <Pg>/Z, <Zn>.Q

Decode for this encoding

```
if !IsFeatureImplemented(FEAT_SVE2p2) && !IsFeatureImplemented(FEAT_SME2p2) then
    EndOfDecode(Decode_UNDEF);
constant integer esize = 128;
constant integer g = UInt(Pg);
constant integer n = UInt(Zn);
constant integer d = UInt(Zd);
constant integer swsize = 64;
constant boolean merging = FALSE;
```

Assembler Symbols

- <Zd> Is the name of the destination scalable vector register, encoded in the "Zd" field.
- <Pg> Is the name of the governing scalable predicate register P0-P7, encoded in the "Pg" field.
- <Zn> Is the name of the source scalable vector register, encoded in the "Zn" field.

Operation

```
CheckSVEEnabled();
constant integer VL = CurrentVL;
constant integer PL = VL DIV 8;
constant integer elements = VL DIV esize;
constant bits(PL) mask = P[g, PL];
constant bits(VL) operand = if AnyActiveElement(mask, esize) then Z[n, VL] else Zeros(VL);
bits(VL) result = if merging then Z[d, VL] else Zeros(VL);

for e = 0 to elements-1
    if ActivePredicateElement(mask, e, esize) then
        constant bits(esize) element = Elem[operand, e, esize];
        Elem[result, e, esize] = Reverse(element, swsize);

Z[d, VL] = result;
```

Operational information

If PSTATE.DIT is 1:

- The execution time of this instruction is independent of:
 - The values of the data supplied in any of its operand registers when its governing predicate register contains the same value for each execution.
 - The values of the NZCV flags.
- The response of this instruction to asynchronous exceptions does not vary based on:
 - The values of the data supplied in any of its operand registers when its governing predicate register contains the same value for each execution.
 - The values of the NZCV flags.

Internal version only: aarchmrs v2025-03_rel, pseudocode v2025-03_rel ; Build timestamp: 2025-03-21T17:41

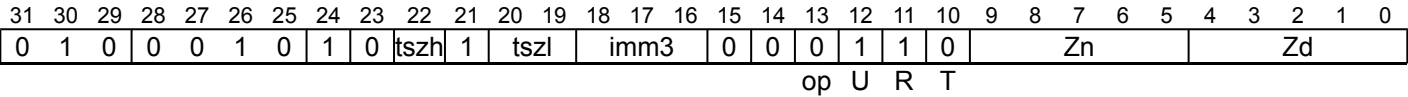
Copyright © 2010-2025 Arm Limited or its affiliates. All rights reserved. This document is Non-Confidential.

RSHRNB

Rounding shift right narrow by immediate (bottom)

Shift each unsigned integer value in the source vector elements right by an immediate value, and place the rounded results in the even-numbered half-width destination elements, while setting the odd-numbered elements to zero. The immediate shift amount is an unsigned value in the range 1 to number of bits per element. This instruction is unpredicated.

SVE2
(FEAT_SVE2 || FEAT_SME)



Encoding

RSHRNB <Zd>.<T>, <Zn>.<Tb>, #<const>

Decode for this encoding

```
if !IsFeatureImplemented(FEAT_SVE2) && !IsFeatureImplemented(FEAT_SME) then
    EndOfDecode(Decode_UNDEF);
constant bits(3) tsize = tszh:tszl;
if tsize == '000' then EndOfDecode(Decode_UNDEF);
constant integer esize = 8 << HighestSetBit(tsize);
constant integer n = UInt(Zn);
constant integer d = UInt(Zd);
constant integer shift = (2 * esize) - UInt(tsize:imm3);
```

Assembler Symbols

<Zd> Is the name of the destination scalable vector register, encoded in the "Zd" field.

<T> Is the size specifier, encoded in “tszh:tszl”:

tszh	tszl	<T>
0	00	RESERVED
0	01	B
0	1x	H
1	xx	S

<Zn> Is the name of the source scalable vector register, encoded in the "Zn" field.

<Tb> Is the size specifier, encoded in “tszh:tszl”:

tszh	tszl	<Tb>
0	00	RESERVED
0	01	H
0	1x	S
1	xx	D

<const> Is the immediate shift amount, in the range 1 to number of bits per element, encoded in "tszh:tszl:imm3".

Operation

```
CheckSVEEnabled();
constant integer VL = CurrentVL;
constant integer elements = VL DIV (2 * esize);
constant bits(VL) operand = Z[n, VL];
bits(VL) result;
for e = 0 to elements-1
    constant bits(2*esize) element = Elem[operand, e, 2*esize];
    constant integer res = (UInt(element) + (1 << (shift-1))) >> shift;
    Elem[result, 2*e + 0, esize] = res<esize-1:0>;
    Elem[result, 2*e + 1, esize] = Zeros(esize);

Z[d, VL] = result;
```

Operational information

If PSTATE.DIT is 1:

- The execution time of this instruction is independent of:
 - The values of the data supplied in any of its registers.
 - The values of the NZCV flags.
- The response of this instruction to asynchronous exceptions does not vary based on:
 - The values of the data supplied in any of its registers.
 - The values of the NZCV flags.

Internal version only: aarchmrs v2025-03_rel, pseudocode v2025-03_rel ; Build timestamp: 2025-03-21T17:41

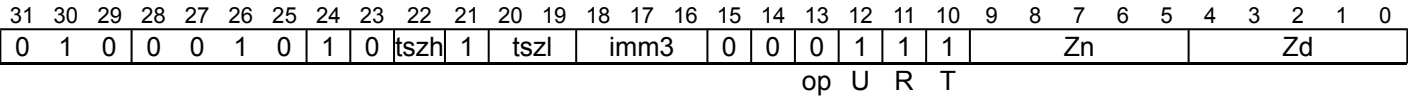
Copyright © 2010-2025 Arm Limited or its affiliates. All rights reserved. This document is Non-Confidential.

RSHRNT

Rounding shift right narrow by immediate (top)

Shift each unsigned integer value in the source vector elements right by an immediate value, and place the rounded results in the odd-numbered half-width destination elements, leaving the even-numbered elements unchanged. The immediate shift amount is an unsigned value in the range 1 to number of bits per element. This instruction is unpredicated.

SVE2
(FEAT_SVE2 || FEAT_SME)



Encoding

RSRNT <Zd>.<T>, <Zn>.<Tb>, #<const>

Decode for this encoding

```
if !IsFeatureImplemented(FEAT_SVE2) && !IsFeatureImplemented(FEAT_SME) then
    EndOfDecode(Decode_UNDEF);
constant bits(3) tsize = tsh:tsl;
if tsize == '000' then EndOfDecode(Decode_UNDEF);
constant integer esize = 8 << HighestSetBit(tsize);
constant integer n = UInt(Zn);
constant integer d = UInt(Zd);
constant integer shift = (2 * esize) - UInt(tsize:imm3);
```

Assembler Symbols

<Zd> Is the name of the destination scalable vector register, encoded in the "Zd" field.

<T> Is the size specifier, encoded in "tsh:tsl":

tsh	tsl	<T>
0	00	RESERVED
0	01	B
0	1x	H
1	xx	S

<Zn> Is the name of the source scalable vector register, encoded in the "Zn" field.

<Tb> Is the size specifier, encoded in "tsh:tsl":

tsh	tsl	<Tb>
0	00	RESERVED
0	01	H
0	1x	S
1	xx	D

<const> Is the immediate shift amount, in the range 1 to number of bits per element, encoded in "tsh:tsl:imm3".

Operation

```
CheckSVEEnabled();
constant integer VL = CurrentVL;
constant integer elements = VL DIV (2 * esize);
constant bits(VL) operand = Z[n, VL];
bits(VL) result = Z[d, VL];
for e = 0 to elements-1
    constant bits(2*esize) element = Elem[operand, e, 2*esize];
    constant integer res = (UInt(element) + (1 << (shift-1))) >> shift;
    Elem[result, 2*e + 1, esize] = res<esize-1:0>;

Z[d, VL] = result;
```

Operational information

If PSTATE.DIT is 1:

- The execution time of this instruction is independent of:
 - The values of the data supplied in any of its registers.
 - The values of the NZCV flags.
- The response of this instruction to asynchronous exceptions does not vary based on:
 - The values of the data supplied in any of its registers.
 - The values of the NZCV flags.

Internal version only: aarchmrs v2025-03_rel, pseudocode v2025-03_rel ; Build timestamp: 2025-03-21T17:41

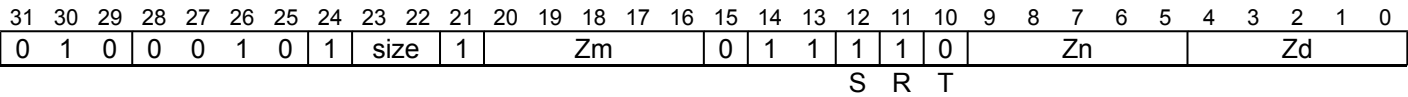
Copyright © 2010-2025 Arm Limited or its affiliates. All rights reserved. This document is Non-Confidential.

RSUBHNB

Rounding subtract narrow high part (bottom)

Subtract each vector element of the second source vector from the corresponding vector element in the first source vector, and place the most significant rounded half of the result in the even-numbered half-width destination elements, while setting the odd-numbered half-width destination elements to zero. This instruction is unpredicated.

SVE2
(FEAT_SVE2 || FEAT_SME)



Encoding

RSUBHNB <Zd>.<T>, <Zn>.<Tb>, <Zm>.<Tb>

Decode for this encoding

```
if !IsFeatureImplemented(FEAT_SVE2) && !IsFeatureImplemented(FEAT_SME) then
    EndOfDecode(Decode_UNDEF);
if size == '00' then EndOfDecode(Decode_UNDEF);
constant integer esize = 8 << UInt(size);
constant integer n = UInt(Zn);
constant integer m = UInt(Zm);
constant integer d = UInt(Zd);
```

Assembler Symbols

<Zd> Is the name of the destination scalable vector register, encoded in the "Zd" field.

<T> Is the size specifier, encoded in “size”:

size	<T>
00	RESERVED
01	B
10	H
11	S

<Zn> Is the name of the first source scalable vector register, encoded in the "Zn" field.

<Tb> Is the size specifier, encoded in “size”:

size	<Tb>
00	RESERVED
01	H
10	S
11	D

<Zm> Is the name of the second source scalable vector register, encoded in the "Zm" field.

Operation

```
CheckSVEEnabled();
constant integer VL = CurrentVL;
constant integer elements = VL DIV esize;
constant bits(VL) operand1 = Z[n, VL];
constant bits(VL) operand2 = Z[m, VL];
bits(VL) result;
constant integer halfesize = esize DIV 2;

for e = 0 to elements-1
    constant integer element1 = UInt(Elem[operand1, e, esize]);
    constant integer element2 = UInt(Elem[operand2, e, esize]);
    constant integer res = ((element1 - element2) + (1 << (halfesize - 1))) >> halfesize;
    Elem[result, 2*e + 0, halfesize] = res<halfesize-1:0>;
    Elem[result, 2*e + 1, halfesize] = Zeros(halfesize);

Z[d, VL] = result;
```

Operational information

If PSTATE.DIT is 1:

- The execution time of this instruction is independent of:
 - The values of the data supplied in any of its registers.
 - The values of the NZCV flags.
- The response of this instruction to asynchronous exceptions does not vary based on:
 - The values of the data supplied in any of its registers.
 - The values of the NZCV flags.

Internal version only: aarchmrs v2025-03_rel, pseudocode v2025-03_rel ; Build timestamp: 2025-03-21T17:41

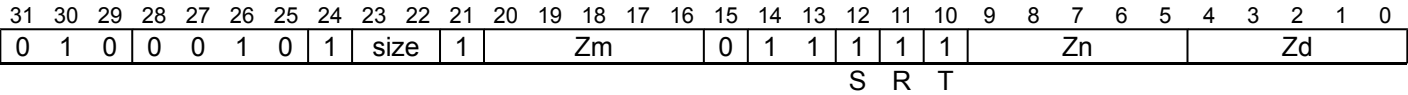
Copyright © 2010-2025 Arm Limited or its affiliates. All rights reserved. This document is Non-Confidential.

RSUBHNT

Rounding subtract narrow high part (top)

Subtract each vector element of the second source vector from the corresponding vector element in the first source vector, and place the most significant rounded half of the result in the odd-numbered half-width destination elements, leaving the even-numbered elements unchanged. This instruction is unpredicated.

SVE2
(FEAT_SVE2 || FEAT_SME)



Encoding

RSUBHNT <Zd>.<T>, <Zn>.<Tb>, <Zm>.<Tb>

Decode for this encoding

```
if !IsFeatureImplemented(FEAT_SVE2) && !IsFeatureImplemented(FEAT_SME) then
    EndOfDecode(Decode_UNDEF);
if size == '00' then EndOfDecode(Decode_UNDEF);
constant integer esize = 8 << UInt(size);
constant integer n = UInt(Zn);
constant integer m = UInt(Zm);
constant integer d = UInt(Zd);
```

Assembler Symbols

<Zd> Is the name of the destination scalable vector register, encoded in the "Zd" field.

<T> Is the size specifier, encoded in “size”:

size	<T>
00	RESERVED
01	B
10	H
11	S

<Zn> Is the name of the first source scalable vector register, encoded in the "Zn" field.

<Tb> Is the size specifier, encoded in “size”:

size	<Tb>
00	RESERVED
01	H
10	S
11	D

<Zm> Is the name of the second source scalable vector register, encoded in the "Zm" field.

Operation

```
CheckSVEEnabled();
constant integer VL = CurrentVL;
constant integer elements = VL DIV esize;
constant bits(VL) operand1 = Z[n, VL];
constant bits(VL) operand2 = Z[m, VL];
bits(VL) result = Z[d, VL];
constant integer halfesize = esize DIV 2;

for e = 0 to elements-1
    constant integer element1 = UInt(Elem[operand1, e, esize]);
    constant integer element2 = UInt(Elem[operand2, e, esize]);
    constant integer res = ((element1 - element2) + (1 << (halfesize - 1))) >> halfesize;
    Elem[result, 2*e + 1, halfesize] = res<halfesize-1:0>;

Z[d, VL] = result;
```

Operational information

If PSTATE.DIT is 1:

- The execution time of this instruction is independent of:
 - The values of the data supplied in any of its registers.
 - The values of the NZCV flags.
- The response of this instruction to asynchronous exceptions does not vary based on:
 - The values of the data supplied in any of its registers.
 - The values of the NZCV flags.

Internal version only: aarchmrs v2025-03_rel, pseudocode v2025-03_rel ; Build timestamp: 2025-03-21T17:41

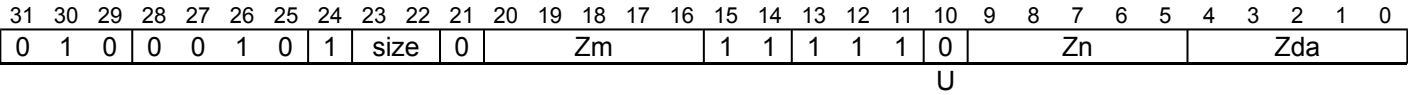
Copyright © 2010-2025 Arm Limited or its affiliates. All rights reserved. This document is Non-Confidential.

SABA

Signed absolute difference and accumulate

Compute the absolute difference between signed integer values in elements of the second source vector and corresponding elements of the first source vector, and add the difference to the corresponding elements of the destination vector. This instruction is unpredicated.

SVE2
(FEAT_SVE2 || FEAT_SME)



Encoding

SABA <Zda>.<T>, <Zn>.<T>, <Zm>.<T>

Decode for this encoding

```
if !IsFeatureImplemented(FEAT_SVE2) && !IsFeatureImplemented(FEAT_SME) then
    EndOfDecode(Decode_UNDEF);
constant integer esize = 8 << UInt(size);
constant integer n = UInt(Zn);
constant integer m = UInt(Zm);
constant integer da = UInt(Zda);
constant boolean unsigned = FALSE;
```

Assembler Symbols

<Zda> Is the name of the third source and destination scalable vector register, encoded in the "Zda" field.

<T> Is the size specifier, encoded in "size":

size	<T>
00	B
01	H
10	S
11	D

<Zn> Is the name of the first source scalable vector register, encoded in the "Zn" field.

<Zm> Is the name of the second source scalable vector register, encoded in the "Zm" field.

Operation

```
CheckSVEEnabled();
constant integer VL = CurrentVL;
constant integer elements = VL DIV esize;
constant bits(VL) operand1 = Z[n, VL];
constant bits(VL) operand2 = Z[m, VL];
bits(VL) result = Z[da, VL];

for e = 0 to elements-1
    constant integer element1 = Int(Elem[operand1, e, esize], unsigned);
    constant integer element2 = Int(Elem[operand2, e, esize], unsigned);
    constant bits(esize) absdiff = Abs(element1 - element2)<esize-1:0>;
    Elem[result, e, esize] = Elem[result, e, esize] + absdiff;

Z[da, VL] = result;
```


Operational information

If PSTATE.DIT is 1:

- The execution time of this instruction is independent of:
 - The values of the data supplied in any of its registers.
 - The values of the NZCV flags.
- The response of this instruction to asynchronous exceptions does not vary based on:
 - The values of the data supplied in any of its registers.
 - The values of the NZCV flags.

This instruction might be immediately preceded in program order by a `MOVPRFX` instruction. The `MOVPRFX` must conform to all of the following requirements, otherwise the behavior of the `MOVPRFX` and this instruction is **CONSTRAINED UNPREDICTABLE**:

- The `MOVPRFX` must be unpredicated.
- The `MOVPRFX` must specify the same destination register as this instruction.
- The destination register must not refer to architectural register state referenced by any other source operand register of this instruction.

Internal version only: aarchmrs v2025-03_rel, pseudocode v2025-03_rel ; Build timestamp: 2025-03-21T17:41

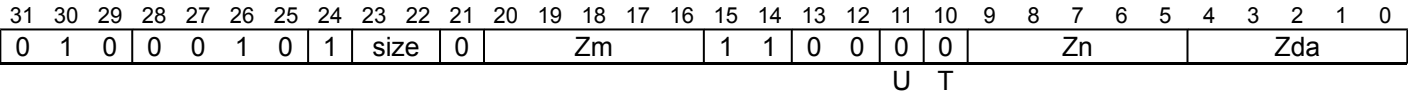
Copyright © 2010-2025 Arm Limited or its affiliates. All rights reserved. This document is Non-Confidential.

SABALB

Signed absolute difference and accumulate long (bottom)

Compute the absolute difference between even-numbered signed integer values in elements of the second source vector and corresponding elements of the first source vector, and destructively add to the overlapping double-width elements of the addend vector. This instruction is unpredicated.

SVE2
(FEAT_SVE2 || FEAT_SME)



Encoding

SABALB <Zda>.<T>, <Zn>.<Tb>, <Zm>.<Tb>

Decode for this encoding

```
if !IsFeatureImplemented(FEAT_SVE2) && !IsFeatureImplemented(FEAT_SME) then
    EndOfDecode(Decode_UNDEF);
if size == '00' then EndOfDecode(Decode_UNDEF);
constant integer esize = 8 << UInt(size);
constant integer n = UInt(Zn);
constant integer m = UInt(Zm);
constant integer da = UInt(Zda);
```

Assembler Symbols

<Zda> Is the name of the third source and destination scalable vector register, encoded in the "Zda" field.

<T> Is the size specifier, encoded in “size”:

size	<T>
00	RESERVED
01	H
10	S
11	D

<Zn> Is the name of the first source scalable vector register, encoded in the "Zn" field.

<Tb> Is the size specifier, encoded in “size”:

size	<Tb>
00	RESERVED
01	B
10	H
11	S

<Zm> Is the name of the second source scalable vector register, encoded in the "Zm" field.

Operation

```
CheckSVEEnabled();
constant integer VL = CurrentVL;
constant integer elements = VL DIV esize;
constant bits(VL) operand1 = Z[n, VL];
constant bits(VL) operand2 = Z[m, VL];
bits(VL) result = Z[da, VL];

for e = 0 to elements-1
    constant integer element1 = SInt(Elem[operand1, 2*e + 0, esize DIV 2]);
    constant integer element2 = SInt(Elem[operand2, 2*e + 0, esize DIV 2]);
    constant bits(esize) absdiff = Abs(element1 - element2)<esize-1:0>;
    Elem[result, e, esize] = Elem[result, e, esize] + absdiff;

Z[da, VL] = result;
```

Operational information

If PSTATE.DIT is 1:

- The execution time of this instruction is independent of:
 - The values of the data supplied in any of its registers.
 - The values of the NZCV flags.
- The response of this instruction to asynchronous exceptions does not vary based on:
 - The values of the data supplied in any of its registers.
 - The values of the NZCV flags.

This instruction might be immediately preceded in program order by a MOVPRFX instruction. The MOVPRFX must conform to all of the following requirements, otherwise the behavior of the MOVPRFX and this instruction is CONSTRAINED UNPREDICTABLE:

- The MOVPRFX must be unpredicated.
- The MOVPRFX must specify the same destination register as this instruction.
- The destination register must not refer to architectural register state referenced by any other source operand register of this instruction.

Internal version only: aarchmrs v2025-03_rel, pseudocode v2025-03_rel ; Build timestamp: 2025-03-21T17:41

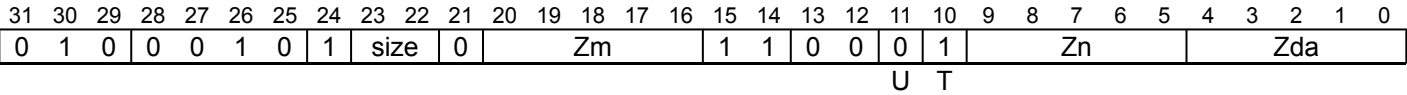
Copyright © 2010-2025 Arm Limited or its affiliates. All rights reserved. This document is Non-Confidential.

SABALT

Signed absolute difference and accumulate long (top)

Compute the absolute difference between odd-numbered signed elements of the second source vector and corresponding elements of the first source vector, and destructively add to the overlapping double-width elements of the addend vector. This instruction is unpredicated.

SVE2
(FEAT_SVE2 || FEAT_SME)



Encoding

SABALT <Zda>.<T>, <Zn>.<Tb>, <Zm>.<Tb>

Decode for this encoding

```
if !IsFeatureImplemented(FEAT_SVE2) && !IsFeatureImplemented(FEAT_SME) then
    EndOfDecode(Decode_UNDEF);
if size == '00' then EndOfDecode(Decode_UNDEF);
constant integer esize = 8 << UInt(size);
constant integer n = UInt(Zn);
constant integer m = UInt(Zm);
constant integer da = UInt(Zda);
```

Assembler Symbols

<Zda> Is the name of the third source and destination scalable vector register, encoded in the "Zda" field.

<T> Is the size specifier, encoded in “size”:

size	<T>
00	RESERVED
01	H
10	S
11	D

<Zn> Is the name of the first source scalable vector register, encoded in the "Zn" field.

<Tb> Is the size specifier, encoded in “size”:

size	<Tb>
00	RESERVED
01	B
10	H
11	S

<Zm> Is the name of the second source scalable vector register, encoded in the "Zm" field.

Operation

```
CheckSVEEnabled();
constant integer VL = CurrentVL;
constant integer elements = VL DIV esize;
constant bits(VL) operand1 = Z[n, VL];
constant bits(VL) operand2 = Z[m, VL];
bits(VL) result = Z[da, VL];

for e = 0 to elements-1
    constant integer element1 = SInt(Elem[operand1, 2*e + 1, esize DIV 2]);
    constant integer element2 = SInt(Elem[operand2, 2*e + 1, esize DIV 2]);
    constant bits(esize) absdiff = Abs(element1 - element2)<esize-1:0>;
    Elem[result, e, esize] = Elem[result, e, esize] + absdiff;

Z[da, VL] = result;
```

Operational information

If PSTATE.DIT is 1:

- The execution time of this instruction is independent of:
 - The values of the data supplied in any of its registers.
 - The values of the NZCV flags.
- The response of this instruction to asynchronous exceptions does not vary based on:
 - The values of the data supplied in any of its registers.
 - The values of the NZCV flags.

This instruction might be immediately preceded in program order by a MOVPRFX instruction. The MOVPRFX must conform to all of the following requirements, otherwise the behavior of the MOVPRFX and this instruction is CONSTRAINED UNPREDICTABLE:

- The MOVPRFX must be unpredicated.
- The MOVPRFX must specify the same destination register as this instruction.
- The destination register must not refer to architectural register state referenced by any other source operand register of this instruction.

Internal version only: aarchmrs v2025-03_rel, pseudocode v2025-03_rel ; Build timestamp: 2025-03-21T17:41

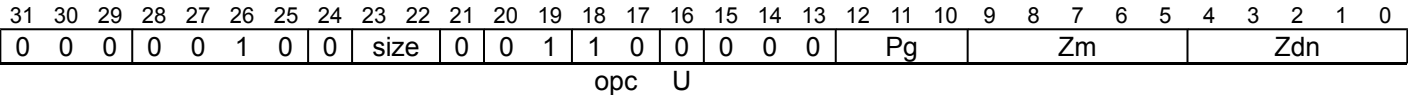
Copyright © 2010-2025 Arm Limited or its affiliates. All rights reserved. This document is Non-Confidential.

SABD

Signed absolute difference (predicated)

Compute the absolute difference between signed integer values in active elements of the second source vector and corresponding elements of the first source vector and destructively place the difference in the corresponding elements of the first source vector. Inactive elements in the destination vector register remain unmodified.

SVE
(FEAT_SVE || FEAT_SME)



Encoding

SABD <Zdn>.<T>, <Pg>/M, <Zdn>.<T>, <Zm>.<T>

Decode for this encoding

```
if !IsFeatureImplemented(FEAT_SVE) && !IsFeatureImplemented(FEAT_SME) then
    EndOfDecode(Decode_UNDEF);
constant integer esize = 8 << UInt(size);
constant integer g = UInt(Pg);
constant integer dn = UInt(Zdn);
constant integer m = UInt(Zm);
```

Assembler Symbols

<Zdn> Is the name of the first source and destination scalable vector register, encoded in the "Zdn" field.

<T> Is the size specifier, encoded in "size":

size	<T>
00	B
01	H
10	S
11	D

<Pg> Is the name of the governing scalable predicate register P0-P7, encoded in the "Pg" field.

<Zm> Is the name of the second source scalable vector register, encoded in the "Zm" field.

Operation

```
CheckSVEEnabled();
constant integer VL = CurrentVL;
constant integer PL = VL DIV 8;
constant integer elements = VL DIV esize;
constant bits(PL) mask = P[g, PL];
constant bits(VL) operand1 = Z[dn, VL];
constant bits(VL) operand2 = if AnyActiveElement(mask, esize) then Z[m, VL] else Zeros(VL);
bits(VL) result;

for e = 0 to elements-1
    constant integer element1 = SInt(Elem[operand1, e, esize]);
    constant integer element2 = SInt(Elem[operand2, e, esize]);
    if ActivePredicateElement(mask, e, esize) then
        constant integer absdiff = Abs(element1 - element2);
        Elem[result, e, esize] = absdiff<esize-1:0>;
    else
        Elem[result, e, esize] = Elem[operand1, e, esize];

Z[dn, VL] = result;
```

Operational information

If PSTATE.DIT is 1:

- The execution time of this instruction is independent of:
 - The values of the data supplied in any of its operand registers when its governing predicate register contains the same value for each execution.
 - The values of the NZCV flags.
- The response of this instruction to asynchronous exceptions does not vary based on:
 - The values of the data supplied in any of its operand registers when its governing predicate register contains the same value for each execution.
 - The values of the NZCV flags.

This instruction might be immediately preceded in program order by a MOVPRFX instruction. The MOVPRFX must conform to all of the following requirements, otherwise the behavior of the MOVPRFX and this instruction is CONSTRAINED UNPREDICTABLE:

- The MOVPRFX can be predicated or unpredicated.
- A predicated MOVPRFX must use the same governing predicate register as this instruction.
- A predicated MOVPRFX must use the larger of the destination element size and first source element size in the preferred disassembly of this instruction.
- The MOVPRFX must specify the same destination register as this instruction.
- The destination register must not refer to architectural register state referenced by any other source operand register of this instruction.

Internal version only: aarchmrs v2025-03_rel, pseudocode v2025-03_rel ; Build timestamp: 2025-03-21T17:41

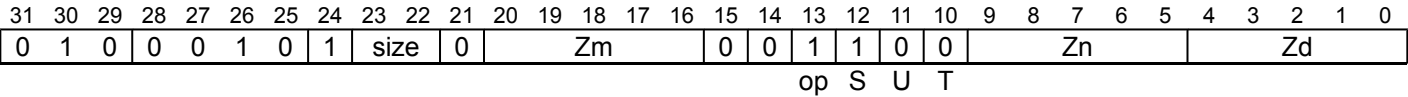
Copyright © 2010-2025 Arm Limited or its affiliates. All rights reserved. This document is Non-Confidential.

SABDLB

Signed absolute difference long (bottom)

Compute the absolute difference between even-numbered signed integer values in elements of the second source vector and corresponding elements of the first source vector, and place the results in the overlapping double-width elements of the destination vector. This instruction is unpredicated.

SVE2
(FEAT_SVE2 || FEAT_SME)



Encoding

SABDLB <Zd>.<T>, <Zn>.<Tb>, <Zm>.<Tb>

Decode for this encoding

```
if !IsFeatureImplemented(FEAT_SVE2) && !IsFeatureImplemented(FEAT_SME) then
    EndOfDecode(Decode_UNDEF);
if size == '00' then EndOfDecode(Decode_UNDEF);
constant integer esize = 8 << UInt(size);
constant integer n = UInt(Zn);
constant integer m = UInt(Zm);
constant integer d = UInt(Zd);
```

Assembler Symbols

<Zd> Is the name of the destination scalable vector register, encoded in the "Zd" field.

<T> Is the size specifier, encoded in “size”:

size	<T>
00	RESERVED
01	H
10	S
11	D

<Zn> Is the name of the first source scalable vector register, encoded in the "Zn" field.

<Tb> Is the size specifier, encoded in “size”:

size	<Tb>
00	RESERVED
01	B
10	H
11	S

<Zm> Is the name of the second source scalable vector register, encoded in the "Zm" field.

Operation

```
CheckSVEEnabled();
constant integer VL = CurrentVL;
constant integer elements = VL DIV esize;
constant bits(VL) operand1 = Z[n, VL];
constant bits(VL) operand2 = Z[m, VL];
bits(VL) result;

for e = 0 to elements-1
    constant integer element1 = SInt(Elem[operand1, 2*e + 0, esize DIV 2]);
    constant integer element2 = SInt(Elem[operand2, 2*e + 0, esize DIV 2]);
    constant integer res = Abs(element1 - element2);
    Elem[result, e, esize] = res<esize-1:0>;

Z[d, VL] = result;
```

Operational information

If PSTATE.DIT is 1:

- The execution time of this instruction is independent of:
 - The values of the data supplied in any of its registers.
 - The values of the NZCV flags.
- The response of this instruction to asynchronous exceptions does not vary based on:
 - The values of the data supplied in any of its registers.
 - The values of the NZCV flags.

Internal version only: aarchmrs v2025-03_rel, pseudocode v2025-03_rel ; Build timestamp: 2025-03-21T17:41

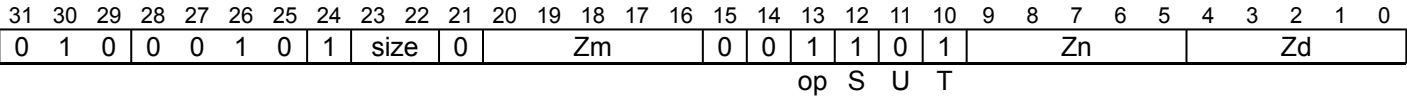
Copyright © 2010-2025 Arm Limited or its affiliates. All rights reserved. This document is Non-Confidential.

SABDLT

Signed absolute difference long (top)

Compute the absolute difference between odd-numbered signed integer values in elements of the second source vector and corresponding elements of the first source vector, and place the results in overlapping double-width elements of the destination vector. This instruction is unpredicated.

SVE2
(FEAT_SVE2 || FEAT_SME)



Encoding

SABDLT <Zd>.<T>, <Zn>.<Tb>, <Zm>.<Tb>

Decode for this encoding

```
if !IsFeatureImplemented(FEAT_SVE2) && !IsFeatureImplemented(FEAT_SME) then
    EndOfDecode(Decode_UNDEF);
if size == '00' then EndOfDecode(Decode_UNDEF);
constant integer esize = 8 << UInt(size);
constant integer n = UInt(Zn);
constant integer m = UInt(Zm);
constant integer d = UInt(Zd);
```

Assembler Symbols

<Zd> Is the name of the destination scalable vector register, encoded in the "Zd" field.

<T> Is the size specifier, encoded in “size”:

size	<T>
00	RESERVED
01	H
10	S
11	D

<Zn> Is the name of the first source scalable vector register, encoded in the "Zn" field.

<Tb> Is the size specifier, encoded in “size”:

size	<Tb>
00	RESERVED
01	B
10	H
11	S

<Zm> Is the name of the second source scalable vector register, encoded in the "Zm" field.

Operation

```
CheckSVEEnabled();
constant integer VL = CurrentVL;
constant integer elements = VL DIV esize;
constant bits(VL) operand1 = Z[n, VL];
constant bits(VL) operand2 = Z[m, VL];
bits(VL) result;

for e = 0 to elements-1
    constant integer element1 = SInt(Elem[operand1, 2*e + 1, esize DIV 2]);
    constant integer element2 = SInt(Elem[operand2, 2*e + 1, esize DIV 2]);
    constant integer res = Abs(element1 - element2);
    Elem[result, e, esize] = res<esize-1:0>;

Z[d, VL] = result;
```

Operational information

If PSTATE.DIT is 1:

- The execution time of this instruction is independent of:
 - The values of the data supplied in any of its registers.
 - The values of the NZCV flags.
- The response of this instruction to asynchronous exceptions does not vary based on:
 - The values of the data supplied in any of its registers.
 - The values of the NZCV flags.

Internal version only: aarchmrs v2025-03_rel, pseudocode v2025-03_rel ; Build timestamp: 2025-03-21T17:41

Copyright © 2010-2025 Arm Limited or its affiliates. All rights reserved. This document is Non-Confidential.

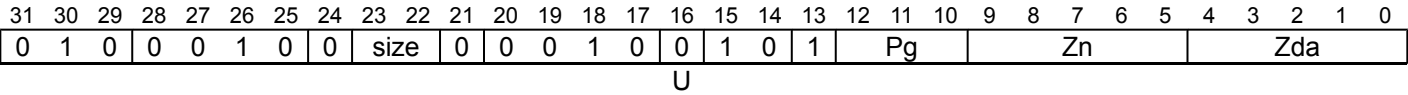
SADALP

Signed add and accumulate long pairwise

Add pairs of adjacent signed integer values and accumulate the results into the overlapping double-width elements of the destination vector.

SVE2

(FEAT_SVE2 || FEAT_SME)



Encoding

SADALP <Zda>.<T>, <Pg>/M, <Zn>.<Tb>

Decode for this encoding

```
if !IsFeatureImplemented(FEAT_SVE2) && !IsFeatureImplemented(FEAT_SME) then
    EndOfDecode(Decode_UNDEF);
if size == '00' then EndOfDecode(Decode_UNDEF);
constant integer esize = 8 << UInt(size);
constant integer g = UInt(Pg);
constant integer n = UInt(Zn);
constant integer da = UInt(Zda);
```

Assembler Symbols

<Zda> Is the name of the second source and destination scalable vector register, encoded in the "Zda" field.

<T> Is the size specifier, encoded in “size”:

size	<T>
00	RESERVED
01	H
10	S
11	D

<Pg> Is the name of the governing scalable predicate register P0-P7, encoded in the "Pg" field.

<Zn> Is the name of the first source scalable vector register, encoded in the "Zn" field.

<Tb> Is the size specifier, encoded in “size”:

size	<Tb>
00	RESERVED
01	B
10	H
11	S

Operation

```
CheckSVEEnabled();
constant integer VL = CurrentVL;
constant integer PL = VL DIV 8;
constant integer elements = VL DIV esize;
constant bits(PL) mask = P[g, PL];
constant bits(VL) operand_acc = Z[da, VL];
constant bits(VL) operand_src = if AnyActiveElement(mask, esize) then Z[n, VL] else Zeros(VL);
bits(VL) result;

for e = 0 to elements-1
    if !ActivePredicateElement(mask, e, esize) then
        Elem[result, e, esize] = Elem[operand_acc, e, esize];
    else
        constant integer element1 = SInt(Elem[operand_src, 2*e + 0, esize DIV 2]);
        constant integer element2 = SInt(Elem[operand_src, 2*e + 1, esize DIV 2]);
        constant bits(esize) sum = (element1 + element2)<esize-1:0>;
        Elem[result, e, esize] = Elem[operand_acc, e, esize] + sum;

Z[da, VL] = result;
```

Operational information

If PSTATE.DIT is 1:

- The execution time of this instruction is independent of:
 - The values of the data supplied in any of its operand registers when its governing predicate register contains the same value for each execution.
 - The values of the NZCV flags.
- The response of this instruction to asynchronous exceptions does not vary based on:
 - The values of the data supplied in any of its operand registers when its governing predicate register contains the same value for each execution.
 - The values of the NZCV flags.

This instruction might be immediately preceded in program order by a MOVPRFX instruction. The MOVPRFX must conform to all of the following requirements, otherwise the behavior of the MOVPRFX and this instruction is CONSTRAINED UNPREDICTABLE:

- The MOVPRFX can be predicated or unpredicated.
- A predicated MOVPRFX must use the same governing predicate register as this instruction.
- A predicated MOVPRFX must use the larger of the destination element size and first source element size in the preferred disassembly of this instruction.
- The MOVPRFX must specify the same destination register as this instruction.
- The destination register must not refer to architectural register state referenced by any other source operand register of this instruction.

Internal version only: aarchmrs v2025-03_rel, pseudocode v2025-03_rel ; Build timestamp: 2025-03-21T17:41

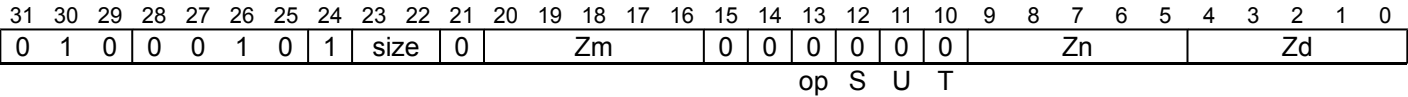
Copyright © 2010-2025 Arm Limited or its affiliates. All rights reserved. This document is Non-Confidential.

SADDLB

Signed add long (bottom)

Add the corresponding even-numbered signed elements of the first and second source vectors, and place the results in the overlapping double-width elements of the destination vector. This instruction is unpredicated.

SVE2
(FEAT_SVE2 || FEAT_SME)



Encoding

SADDLB <Zd>.<T>, <Zn>.<Tb>, <Zm>.<Tb>

Decode for this encoding

```
if !IsFeatureImplemented(FEAT_SVE2) && !IsFeatureImplemented(FEAT_SME) then
    EndOfDecode(Decode_UNDEF);
if size == '00' then EndOfDecode(Decode_UNDEF);
constant integer esize = 8 << UInt(size);
constant integer n = UInt(Zn);
constant integer m = UInt(Zm);
constant integer d = UInt(Zd);
constant integer sel1 = 0;
constant integer sel2 = 0;
constant boolean unsigned = FALSE;
```

Assembler Symbols

<Zd> Is the name of the destination scalable vector register, encoded in the "Zd" field.

<T> Is the size specifier, encoded in "size":

size	<T>
00	RESERVED
01	H
10	S
11	D

<Zn> Is the name of the first source scalable vector register, encoded in the "Zn" field.

<Tb> Is the size specifier, encoded in "size":

size	<Tb>
00	RESERVED
01	B
10	H
11	S

<Zm> Is the name of the second source scalable vector register, encoded in the "Zm" field.

Operation

```
CheckSVEEnabled();
constant integer VL = CurrentVL;
constant integer elements = VL DIV esize;
constant bits(VL) operand1 = Z[n, VL];
constant bits(VL) operand2 = Z[m, VL];
bits(VL) result;

for e = 0 to elements-1
    constant integer element1 = Int(Elem[operand1, 2*e + sel1, esize DIV 2], unsigned);
    constant integer element2 = Int(Elem[operand2, 2*e + sel2, esize DIV 2], unsigned);
    constant integer res = element1 + element2;
    Elem[result, e, esize] = res<esize-1:0>;

Z[d, VL] = result;
```

Operational information

If PSTATE.DIT is 1:

- The execution time of this instruction is independent of:
 - The values of the data supplied in any of its registers.
 - The values of the NZCV flags.
- The response of this instruction to asynchronous exceptions does not vary based on:
 - The values of the data supplied in any of its registers.
 - The values of the NZCV flags.

Internal version only: aarchmrs v2025-03_rel, pseudocode v2025-03_rel ; Build timestamp: 2025-03-21T17:41

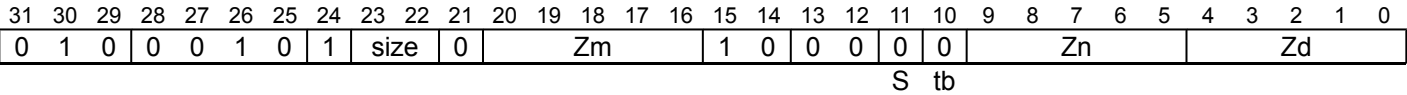
Copyright © 2010-2025 Arm Limited or its affiliates. All rights reserved. This document is Non-Confidential.

SADDLBT

Signed add long (bottom + top)

Add the even-numbered signed elements of the first source vector to the odd-numbered signed elements of the second source vector, and place the results in the overlapping double-width elements of the destination vector. This instruction is unpredicated.

SVE2
(FEAT_SVE2 || FEAT_SME)



Encoding

SADDLBT <Zd>.<T>, <Zn>.<Tb>, <Zm>.<Tb>

Decode for this encoding

```
if !IsFeatureImplemented(FEAT_SVE2) && !IsFeatureImplemented(FEAT_SME) then
    EndOfDecode(Decode_UNDEF);
if size == '00' then EndOfDecode(Decode_UNDEF);
constant integer esize = 8 << UInt(size);
constant integer n = UInt(Zn);
constant integer m = UInt(Zm);
constant integer d = UInt(Zd);
constant integer sel1 = 0;
constant integer sel2 = 1;
constant boolean unsigned = FALSE;
```

Assembler Symbols

<Zd> Is the name of the destination scalable vector register, encoded in the "Zd" field.

<T> Is the size specifier, encoded in “size”:

size	<T>
00	RESERVED
01	H
10	S
11	D

<Zn> Is the name of the first source scalable vector register, encoded in the "Zn" field.

<Tb> Is the size specifier, encoded in “size”:

size	<Tb>
00	RESERVED
01	B
10	H
11	S

<Zm> Is the name of the second source scalable vector register, encoded in the "Zm" field.

Operation

```
CheckSVEEnabled();
constant integer VL = CurrentVL;
constant integer elements = VL DIV esize;
constant bits(VL) operand1 = Z[n, VL];
constant bits(VL) operand2 = Z[m, VL];
bits(VL) result;

for e = 0 to elements-1
    constant integer element1 = Int(Elem[operand1, 2*e + sel1, esize DIV 2], unsigned);
    constant integer element2 = Int(Elem[operand2, 2*e + sel2, esize DIV 2], unsigned);
    constant integer res = element1 + element2;
    Elem[result, e, esize] = res<esize-1:0>;

Z[d, VL] = result;
```

Operational information

If PSTATE.DIT is 1:

- The execution time of this instruction is independent of:
 - The values of the data supplied in any of its registers.
 - The values of the NZCV flags.
- The response of this instruction to asynchronous exceptions does not vary based on:
 - The values of the data supplied in any of its registers.
 - The values of the NZCV flags.

Internal version only: aarchmrs v2025-03_rel, pseudocode v2025-03_rel ; Build timestamp: 2025-03-21T17:41

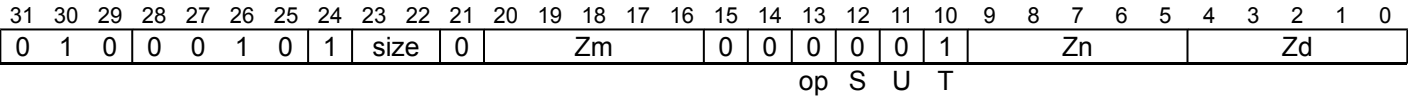
Copyright © 2010-2025 Arm Limited or its affiliates. All rights reserved. This document is Non-Confidential.

SADDLT

Signed add long (top)

Add the corresponding odd-numbered signed elements of the first and second source vectors, and place the results in the overlapping double-width elements of the destination vector. This instruction is unpredicated.

SVE2
(FEAT_SVE2 || FEAT_SME)



Encoding

SADDLT <Zd>.<T>, <Zn>.<Tb>, <Zm>.<Tb>

Decode for this encoding

```
if !IsFeatureImplemented(FEAT_SVE2) && !IsFeatureImplemented(FEAT_SME) then
    EndOfDecode(Decode_UNDEF);
if size == '00' then EndOfDecode(Decode_UNDEF);
constant integer esize = 8 << UInt(size);
constant integer n = UInt(Zn);
constant integer m = UInt(Zm);
constant integer d = UInt(Zd);
constant integer sel1 = 1;
constant integer sel2 = 1;
constant boolean unsigned = FALSE;
```

Assembler Symbols

<Zd> Is the name of the destination scalable vector register, encoded in the "Zd" field.

<T> Is the size specifier, encoded in “size”:

size	<T>
00	RESERVED
01	H
10	S
11	D

<Zn> Is the name of the first source scalable vector register, encoded in the "Zn" field.

<Tb> Is the size specifier, encoded in “size”:

size	<Tb>
00	RESERVED
01	B
10	H
11	S

<Zm> Is the name of the second source scalable vector register, encoded in the "Zm" field.

Operation

```
CheckSVEEnabled();
constant integer VL = CurrentVL;
constant integer elements = VL DIV esize;
constant bits(VL) operand1 = Z[n, VL];
constant bits(VL) operand2 = Z[m, VL];
bits(VL) result;

for e = 0 to elements-1
    constant integer element1 = Int(Elem[operand1, 2*e + sel1, esize DIV 2], unsigned);
    constant integer element2 = Int(Elem[operand2, 2*e + sel2, esize DIV 2], unsigned);
    constant integer res = element1 + element2;
    Elem[result, e, esize] = res<esize-1:0>;

Z[d, VL] = result;
```

Operational information

If PSTATE.DIT is 1:

- The execution time of this instruction is independent of:
 - The values of the data supplied in any of its registers.
 - The values of the NZCV flags.
- The response of this instruction to asynchronous exceptions does not vary based on:
 - The values of the data supplied in any of its registers.
 - The values of the NZCV flags.

Internal version only: aarchmrs v2025-03_rel, pseudocode v2025-03_rel ; Build timestamp: 2025-03-21T17:41

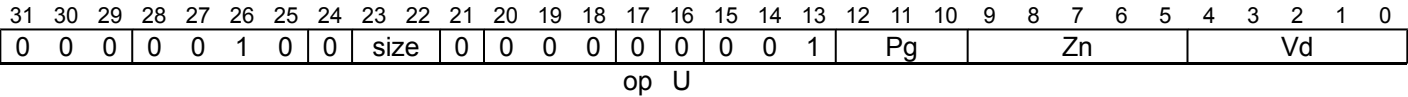
Copyright © 2010-2025 Arm Limited or its affiliates. All rights reserved. This document is Non-Confidential.

SADDV

Signed add reduction to scalar

Signed add horizontally across all lanes of a vector, and place the result in the SIMD&FP scalar destination register. Narrow elements are first sign-extended to 64 bits. Inactive elements in the source vector are treated as zero.

SVE
(FEAT_SVE || FEAT_SME)



Encoding

SADDV <Dd>, <Pg>, <Zn>.<T>

Decode for this encoding

```
if !IsFeatureImplemented(FEAT_SVE) && !IsFeatureImplemented(FEAT_SME) then
    EndOfDecode(Decode_UNDEF);
if size == '11' then EndOfDecode(Decode_UNDEF);
constant integer esize = 8 << UInt(size);
constant integer g = UInt(Pg);
constant integer n = UInt(Zn);
constant integer d = UInt(Vd);
```

Assembler Symbols

- <Dd> Is the 64-bit name of the destination SIMD&FP register, encoded in the "Vd" field.
- <Pg> Is the name of the governing scalable predicate register P0-P7, encoded in the "Pg" field.
- <Zn> Is the name of the source scalable vector register, encoded in the "Zn" field.
- <T> Is the size specifier, encoded in "size":

size	<T>
00	B
01	H
10	S
11	RESERVED

Operation

```
CheckSVEEnabled();
constant integer VL = CurrentVL;
constant integer PL = VL DIV 8;
constant integer elements = VL DIV esize;
constant bits(PL) mask = P[g, PL];
constant bits(VL) operand = Z[n, VL];
integer sum = 0;

for e = 0 to elements-1
    if ActivePredicateElement(mask, e, esize) then
        constant integer element = SInt(Elem[operand, e, esize]);
        sum = sum + element;

V[d, 64] = sum<63:0>;
```

Operational information

If PSTATE.DIT is 1:

- The execution time of this instruction is independent of:
 - The values of the data supplied in any of its operand registers when its governing predicate register contains the same value for each execution.
 - The values of the NZCV flags.
- The response of this instruction to asynchronous exceptions does not vary based on:
 - The values of the data supplied in any of its operand registers when its governing predicate register contains the same value for each execution.
 - The values of the NZCV flags.

Internal version only: aarchmrs v2025-03_rel, pseudocode v2025-03_rel ; Build timestamp: 2025-03-21T17:41

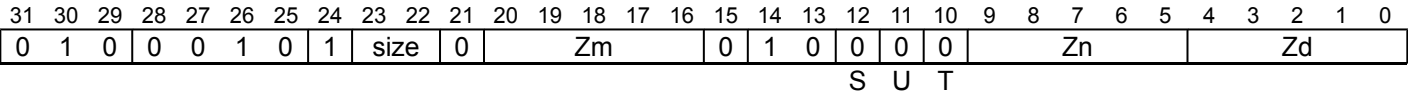
Copyright © 2010-2025 Arm Limited or its affiliates. All rights reserved. This document is Non-Confidential.

SADDWB

Signed add wide (bottom)

Add the even-numbered signed elements of the second source vector to the overlapping double-width elements of the first source vector and place the results in the corresponding double-width elements of the destination vector. This instruction is unpredicated.

SVE2
(FEAT_SVE2 || FEAT_SME)



Encoding

```
SADDWB <Zd>.<T>, <Zn>.<T>, <Zm>.<Tb>
```

Decode for this encoding

```
if !IsFeatureImplemented(FEAT_SVE2) && !IsFeatureImplemented(FEAT_SME) then
    EndOfDecode(Decode_UNDEF);
if size == '00' then EndOfDecode(Decode_UNDEF);
constant integer esize = 8 << UInt(size);
constant integer n = UInt(Zn);
constant integer m = UInt(Zm);
constant integer d = UInt(Zd);
```

Assembler Symbols

<Zd> Is the name of the destination scalable vector register, encoded in the "Zd" field.

<T> Is the size specifier, encoded in “size”:

size	<T>
00	RESERVED
01	H
10	S
11	D

<Zn> Is the name of the first source scalable vector register, encoded in the "Zn" field.

<Zm> Is the name of the second source scalable vector register, encoded in the "Zm" field.

<Tb> Is the size specifier, encoded in “size”:

size	<Tb>
00	RESERVED
01	B
10	H
11	S

Operation

```
CheckSVEEnabled();
constant integer VL = CurrentVL;
constant integer elements = VL DIV esize;
constant bits(VL) operand1 = Z[n, VL];
constant bits(VL) operand2 = Z[m, VL];
bits(VL) result;

for e = 0 to elements-1
    constant integer element1 = SInt(Elem[operand1, e, esize]);
    constant integer element2 = SInt(Elem[operand2, 2*e + 0, esize DIV 2]);
    Elem[result, e, esize] = (element1 + element2)<esize-1:0>;

Z[d, VL] = result;
```

Operational information

If PSTATE.DIT is 1:

- The execution time of this instruction is independent of:
 - The values of the data supplied in any of its registers.
 - The values of the NZCV flags.
- The response of this instruction to asynchronous exceptions does not vary based on:
 - The values of the data supplied in any of its registers.
 - The values of the NZCV flags.

Internal version only: aarchmrs v2025-03_rel, pseudocode v2025-03_rel ; Build timestamp: 2025-03-21T17:41

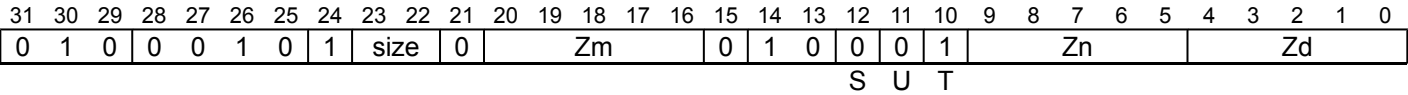
Copyright © 2010-2025 Arm Limited or its affiliates. All rights reserved. This document is Non-Confidential.

SADDWT

Signed add wide (top)

Add the odd-numbered signed elements of the second source vector to the overlapping double-width elements of the first source vector and place the results in the corresponding double-width elements of the destination vector. This instruction is unpredicated.

SVE2
(FEAT_SVE2 || FEAT_SME)



Encoding

SADDWT <Zd>.<T>, <Zn>.<T>, <Zm>.<Tb>

Decode for this encoding

```
if !IsFeatureImplemented(FEAT_SVE2) && !IsFeatureImplemented(FEAT_SME) then
    EndOfDecode(Decode_UNDEF);
if size == '00' then EndOfDecode(Decode_UNDEF);
constant integer esize = 8 << UInt(size);
constant integer n = UInt(Zn);
constant integer m = UInt(Zm);
constant integer d = UInt(Zd);
```

Assembler Symbols

<Zd> Is the name of the destination scalable vector register, encoded in the "Zd" field.

<T> Is the size specifier, encoded in “size”:

size	<T>
00	RESERVED
01	H
10	S
11	D

<Zn> Is the name of the first source scalable vector register, encoded in the "Zn" field.

<Zm> Is the name of the second source scalable vector register, encoded in the "Zm" field.

<Tb> Is the size specifier, encoded in “size”:

size	<Tb>
00	RESERVED
01	B
10	H
11	S

Operation

```
CheckSVEEnabled();
constant integer VL = CurrentVL;
constant integer elements = VL DIV esize;
constant bits(VL) operand1 = Z[n, VL];
constant bits(VL) operand2 = Z[m, VL];
bits(VL) result;

for e = 0 to elements-1
    constant integer element1 = SInt(Elem[operand1, e, esize]);
    constant integer element2 = SInt(Elem[operand2, 2*e + 1, esize DIV 2]);
    Elem[result, e, esize] = (element1 + element2)<esize-1:0>;

Z[d, VL] = result;
```

Operational information

If PSTATE.DIT is 1:

- The execution time of this instruction is independent of:
 - The values of the data supplied in any of its registers.
 - The values of the NZCV flags.
- The response of this instruction to asynchronous exceptions does not vary based on:
 - The values of the data supplied in any of its registers.
 - The values of the NZCV flags.

Internal version only: aarchmrs v2025-03_rel, pseudocode v2025-03_rel ; Build timestamp: 2025-03-21T17:41

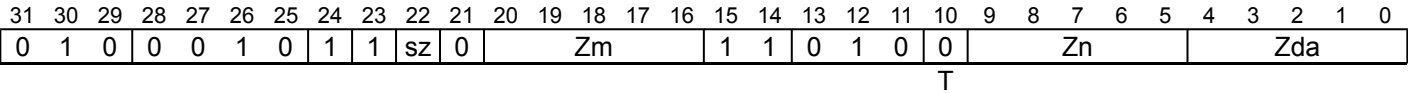
Copyright © 2010-2025 Arm Limited or its affiliates. All rights reserved. This document is Non-Confidential.

SBCLB

Subtract with carry long (bottom)

Subtract the even-numbered elements of the first source vector and the inverted 1-bit carry from the least-significant bit of the odd-numbered elements of the second source vector from the even-numbered elements of the destination and accumulator vector. The 1-bit carry output is placed in the corresponding odd-numbered element of the destination vector.

SVE2
(FEAT_SVE2 || FEAT_SME)



Encoding

SBCLB <Zda>.<T>, <Zn>.<T>, <Zm>.<T>

Decode for this encoding

```
if !IsFeatureImplemented(FEAT_SVE2) && !IsFeatureImplemented(FEAT_SME) then
    EndOfDecode(Decode_UNDEF);
constant integer esize = 32 << UInt(sz);
constant integer n = UInt(Zn);
constant integer m = UInt(Zm);
constant integer da = UInt(Zda);
```

Assembler Symbols

<Zda> Is the name of the third source and destination scalable vector register, encoded in the "Zda" field.

<T> Is the size specifier, encoded in "sz":

sz	<T>
0	S
1	D

<Zn> Is the name of the first source scalable vector register, encoded in the "Zn" field.

<Zm> Is the name of the second source scalable vector register, encoded in the "Zm" field.

Operation

```
CheckSVEEnabled();
constant integer VL = CurrentVL;
constant integer pairs = VL DIV (esize * 2);
constant bits(VL) operand = Z[n, VL];
constant bits(VL) carries = Z[m, VL];
bits(VL) result = Z[da, VL];

for p = 0 to pairs-1
    constant bits(esize) element1 = Elem[result, 2*p + 0, esize];
    constant bits(esize) element2 = Elem[operand, 2*p + 0, esize];
    constant bit carry_in = Elem[carries, 2*p + 1, esize]<0>;

    constant (res, nzcvc) = AddWithCarry(element1, NOT(element2), carry_in);
    constant bit carry_out = nzcvc<1>;

    Elem[result, 2*p + 0, esize] = res;
    Elem[result, 2*p + 1, esize] = ZeroExtend(carry_out, esize);

Z[da, VL] = result;
```

Operational information

If PSTATE.DIT is 1:

- The execution time of this instruction is independent of:
 - The values of the data supplied in any of its registers.
 - The values of the NZCV flags.
- The response of this instruction to asynchronous exceptions does not vary based on:
 - The values of the data supplied in any of its registers.
 - The values of the NZCV flags.

This instruction might be immediately preceded in program order by a MOVPRFX instruction. The MOVPRFX must conform to all of the following requirements, otherwise the behavior of the MOVPRFX and this instruction is CONSTRAINED UNPREDICTABLE:

- The MOVPRFX must be unpredicated.
- The MOVPRFX must specify the same destination register as this instruction.
- The destination register must not refer to architectural register state referenced by any other source operand register of this instruction.

Internal version only: aarchmrs v2025-03_rel, pseudocode v2025-03_rel ; Build timestamp: 2025-03-21T17:41

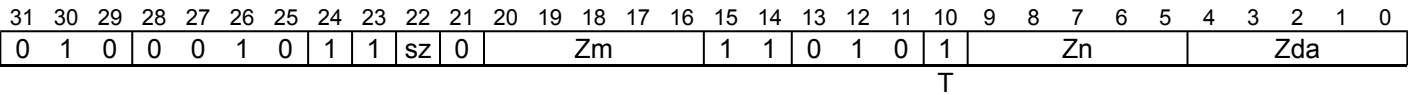
Copyright © 2010-2025 Arm Limited or its affiliates. All rights reserved. This document is Non-Confidential.

SBCLT

Subtract with carry long (top)

Subtract the odd-numbered elements of the first source vector and the inverted 1-bit carry from the least-significant bit of the odd-numbered elements of the second source vector from the even-numbered elements of the destination and accumulator vector. The 1-bit carry output is placed in the corresponding odd-numbered element of the destination vector.

SVE2 (FEAT_SVE2 || FEAT_SME)



Encoding

SBCLT <Zda>.<T>, <Zn>.<T>, <Zm>.<T>

Decode for this encoding

```
if !IsFeatureImplemented(FEAT_SVE2) && !IsFeatureImplemented(FEAT_SME) then
    EndOfDecode(Decode_UNDEF);
constant integer esize = 32 << UInt(sz);
constant integer n = UInt(Zn);
constant integer m = UInt(Zm);
constant integer da = UInt(Zda);
```

Assembler Symbols

<Zda> Is the name of the third source and destination scalable vector register, encoded in the "Zda" field.

<T> Is the size specifier, encoded in “sz”:

sz	<T>
0	S
1	D

<Zn> Is the name of the first source scalable vector register, encoded in the "Zn" field.

<Zm> Is the name of the second source scalable vector register, encoded in the "Zm" field.

Operation

```
CheckSVEEnabled();
constant integer VL = CurrentVL;
constant integer pairs = VL DIV (esize * 2);
constant bits(VL) operand = Z[n, VL];
constant bits(VL) carries = Z[m, VL];
bits(VL) result = Z[da, VL];

for p = 0 to pairs-1
    constant bits(esize) element1 = Elem[result, 2*p + 0, esize];
    constant bits(esize) element2 = Elem[operand, 2*p + 1, esize];
    constant bit carry_in = Elem[carries, 2*p + 1, esize]<0>;

    constant (res, nzcvc) = AddWithCarry(element1, NOT(element2), carry_in);
    constant bit carry_out = nzcvc<1>;

    Elem[result, 2*p + 0, esize] = res;
    Elem[result, 2*p + 1, esize] = ZeroExtend(carry_out, esize);

Z[da, VL] = result;
```

Operational information

If PSTATE.DIT is 1:

- The execution time of this instruction is independent of:
 - The values of the data supplied in any of its registers.
 - The values of the NZCV flags.
- The response of this instruction to asynchronous exceptions does not vary based on:
 - The values of the data supplied in any of its registers.
 - The values of the NZCV flags.

This instruction might be immediately preceded in program order by a MOVPRFX instruction. The MOVPRFX must conform to all of the following requirements, otherwise the behavior of the MOVPRFX and this instruction is CONSTRAINED UNPREDICTABLE:

- The MOVPRFX must be unpredicated.
- The MOVPRFX must specify the same destination register as this instruction.
- The destination register must not refer to architectural register state referenced by any other source operand register of this instruction.

Internal version only: aarchmrs v2025-03_rel, pseudocode v2025-03_rel ; Build timestamp: 2025-03-21T17:41

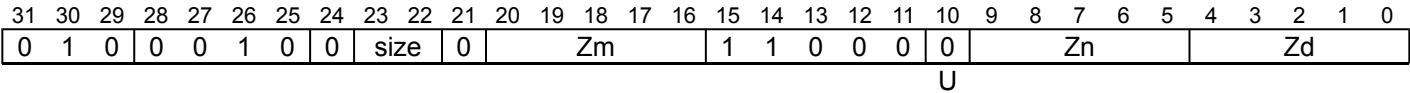
Copyright © 2010-2025 Arm Limited or its affiliates. All rights reserved. This document is Non-Confidential.

SCLAMP

Signed clamp to minimum/maximum vector

Clamp each signed element in the destination vector to between the signed minimum value in the corresponding element of the first source vector and the signed maximum value in the corresponding element of the second source vector and destructively write the results in the corresponding elements of the destination vector. This instruction is unpredicated.

SVE2
(FEAT_SME || FEAT_SVE2p1)



Encoding

SCLAMP <Zd>.<T>, <Zn>.<T>, <Zm>.<T>

Decode for this encoding

```
if !IsFeatureImplemented(FEAT_SME) && !IsFeatureImplemented(FEAT_SVE2p1) then
    EndOfDecode(Decode_UNDEF);
constant integer esize = 8 << UInt(size);
constant integer n = UInt(Zn);
constant integer m = UInt(Zm);
constant integer d = UInt(Zd);
```

Assembler Symbols

<Zd> Is the name of the destination scalable vector register, encoded in the "Zd" field.

<T> Is the size specifier, encoded in "size":

size	<T>
00	B
01	H
10	S
11	D

<Zn> Is the name of the first source scalable vector register, encoded in the "Zn" field.

<Zm> Is the name of the second source scalable vector register, encoded in the "Zm" field.

Operation

```
CheckSVEEnabled();
constant integer VL = CurrentVL;
constant integer elements = VL DIV esize;
constant bits(VL) operand1 = Z[n, VL];
constant bits(VL) operand2 = Z[m, VL];
constant bits(VL) operand3 = Z[d, VL];
bits(VL) result;

for e = 0 to elements-1
    constant integer element1 = SInt(Elem[operand1, e, esize]);
    constant integer element2 = SInt(Elem[operand2, e, esize]);
    constant integer element3 = SInt(Elem[operand3, e, esize]);
    constant integer res = Min(Max(element1, element3), element2);
    Elem[result, e, esize] = res<esize-1:0>;

Z[d, VL] = result;
```

Operational information

If PSTATE.DIT is 1:

- The execution time of this instruction is independent of:
 - The values of the data supplied in any of its registers.
 - The values of the NZCV flags.
- The response of this instruction to asynchronous exceptions does not vary based on:
 - The values of the data supplied in any of its registers.
 - The values of the NZCV flags.

This instruction might be immediately preceded in program order by a `MOVPRFX` instruction. The `MOVPRFX` must conform to all of the following requirements, otherwise the behavior of the `MOVPRFX` and this instruction is **CONSTRAINED UNPREDICTABLE**:

- The `MOVPRFX` must be unpredicated.
- The `MOVPRFX` must specify the same destination register as this instruction.
- The destination register must not refer to architectural register state referenced by any other source operand register of this instruction.

Internal version only: aarchmrs v2025-03_rel, pseudocode v2025-03_rel ; Build timestamp: 2025-03-21T17:41

Copyright © 2010-2025 Arm Limited or its affiliates. All rights reserved. This document is Non-Confidential.

SCVTF (predicated)

Signed integer convert to floating-point (predicated)

Convert to floating-point from the signed integer in each active element of the source vector, and place the results in the corresponding elements of the destination vector. Inactive elements in the destination vector register remain unmodified or are set to zero, depending on whether merging or zeroing predication is selected.

If the input and result types have a different size the smaller type is held unpacked in the least significant bits of elements of the larger size. When the input is the smaller type the upper bits of each source element are ignored. When the result is the smaller type the results are zero-extended to fill each destination element.

It has encodings from 14 classes: [16-bit to half-precision, merging](#) , [16-bit to half-precision, zeroing](#) , [32-bit to half-precision, merging](#) , [32-bit to half-precision, zeroing](#) , [32-bit to single-precision, merging](#) , [32-bit to single-precision, zeroing](#) , [32-bit to double-precision, merging](#) , [32-bit to double-precision, zeroing](#) , [64-bit to half-precision, merging](#) , [64-bit to half-precision, zeroing](#) , [64-bit to single-precision, merging](#) , [64-bit to single-precision, zeroing](#) , [64-bit to double-precision, merging](#) and [64-bit to double-precision, zeroing](#)

16-bit to half-precision, merging
(FEAT_SVE || FEAT_SME)

31	30	29	28	27	26	25	24	23	22	21	20	19	18	17	16	15	14	13	12	11	10	9	8	7	6	5	4	3	2	1	0
0	1	1	0	0	1	0	1	0	1	0	1	0	0	1	0	1	0	1	Pg			Zn				Zd					
opc												opc2 int_U																			

Encoding

SCVTF <Zd>.H, <Pg>/M, <Zn>.H

Decode for this encoding

```
if !IsFeatureImplemented(FEAT_SVE) && !IsFeatureImplemented(FEAT_SME) then
    EndOfDecode(Decode_UNDEF);
constant integer esize = 16;
constant integer g = UInt(Pg);
constant integer n = UInt(Zn);
constant integer d = UInt(Zd);
constant integer s_esign = 16;
constant integer d_esign = 16;
constant boolean unsigned = FALSE;
constant FPRounding rounding = FPRoundingMode(FPCR);
constant boolean merging = TRUE;
```

16-bit to half-precision, zeroing
(FEAT_SVE2p2 || FEAT_SME2p2)

31	30	29	28	27	26	25	24	23	22	21	20	19	18	17	16	15	14	13	12	11	10	9	8	7	6	5	4	3	2	1	0
0	1	1	0	0	1	0	0	0	1	0	1	1	1	0	0	1	1	0	Pg			Zn				Zd					
opc												o2				o3 int_U															

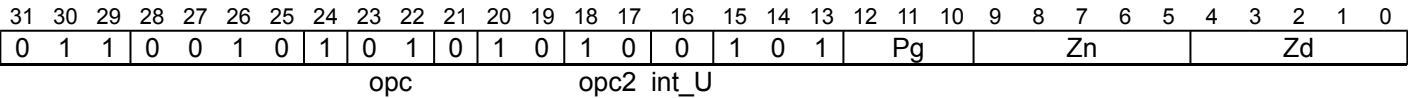
Encoding

SCVTF <Zd>.H, <Pg>/Z, <Zn>.H

Decode for this encoding

```
if !IsFeatureImplemented(FEAT_SVE2p2) && !IsFeatureImplemented(FEAT_SME2p2) then
    EndOfDecode(Decode_UNDEF);
constant integer esize = 16;
constant integer g = UInt(Pg);
constant integer n = UInt(Zn);
constant integer d = UInt(Zd);
constant integer s_esign = 16;
constant integer d_esign = 16;
constant boolean unsigned = FALSE;
constant FPRounding rounding = FPRoundingMode(FPCR);
constant boolean merging = FALSE;
```

32-bit to half-precision, merging
(FEAT_SVE || FEAT_SME)



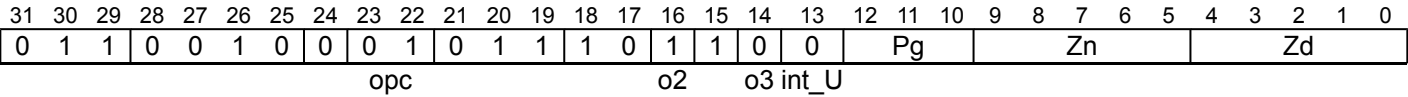
Encoding

SCVTF <Zd>.H, <Pg>/M, <Zn>.S

Decode for this encoding

```
if !IsFeatureImplemented(FEAT_SVE) && !IsFeatureImplemented(FEAT_SME) then
    EndOfDecode(Decode_UNDEF);
constant integer esize = 32;
constant integer g = UInt(Pg);
constant integer n = UInt(Zn);
constant integer d = UInt(Zd);
constant integer s_esign = 32;
constant integer d_esign = 16;
constant boolean unsigned = FALSE;
constant FPRounding rounding = FPRoundingMode(FPCR);
constant boolean merging = TRUE;
```

32-bit to half-precision, zeroing
(FEAT_SVE2p2 || FEAT_SME2p2)



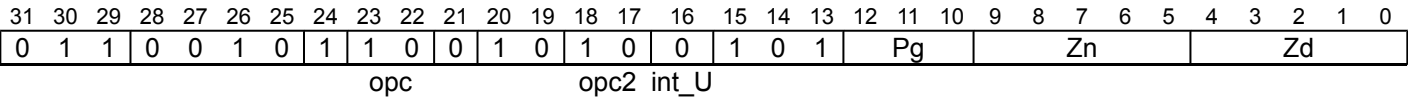
Encoding

SCVTF <Zd>.H, <Pg>/Z, <Zn>.S

Decode for this encoding

```
if !IsFeatureImplemented(FEAT_SVE2p2) && !IsFeatureImplemented(FEAT_SME2p2) then
    EndOfDecode(Decode_UNDEF);
constant integer esize = 32;
constant integer g = UInt(Pg);
constant integer n = UInt(Zn);
constant integer d = UInt(Zd);
constant integer s_esign = 32;
constant integer d_esign = 16;
constant boolean unsigned = FALSE;
constant FPRounding rounding = FPRoundingMode(FPCR);
constant boolean merging = FALSE;
```

32-bit to single-precision, merging
(FEAT_SVE || FEAT_SME)



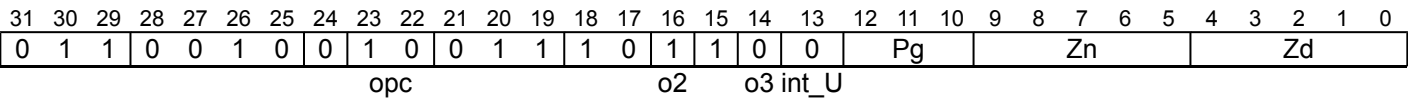
Encoding

SCVTF <Zd>.S, <Pg>/M, <Zn>.S

Decode for this encoding

```
if !IsFeatureImplemented(FEAT_SVE) && !IsFeatureImplemented(FEAT_SME) then
    EndOfDecode(Decode_UNDEF);
constant integer esize = 32;
constant integer g = UInt(Pg);
constant integer n = UInt(Zn);
constant integer d = UInt(Zd);
constant integer s_esign = 32;
constant integer d_esign = 32;
constant boolean unsigned = FALSE;
constant FPRounding rounding = FPRoundingMode(FPCR);
constant boolean merging = TRUE;
```

32-bit to single-precision, zeroing
(FEAT_SVE2p2 || FEAT_SME2p2)



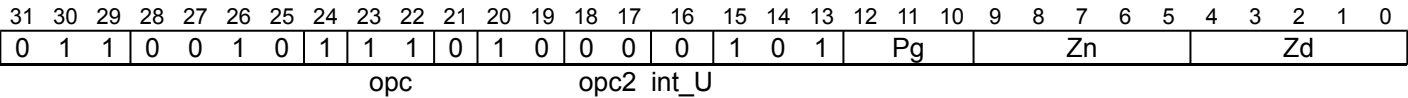
Encoding

SCVTF <Zd>.S, <Pg>/Z, <Zn>.S

Decode for this encoding

```
if !IsFeatureImplemented(FEAT_SVE2p2) && !IsFeatureImplemented(FEAT_SME2p2) then
    EndOfDecode(Decode_UNDEF);
constant integer esize = 32;
constant integer g = UInt(Pg);
constant integer n = UInt(Zn);
constant integer d = UInt(Zd);
constant integer s_esign = 32;
constant integer d_esign = 32;
constant boolean unsigned = FALSE;
constant FPRounding rounding = FPRoundingMode(FPCR);
constant boolean merging = FALSE;
```

32-bit to double-precision, merging
(FEAT_SVE || FEAT_SME)



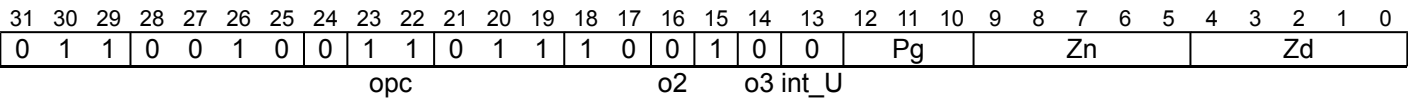
Encoding

SCVTF <Zd>.D, <Pg>/M, <Zn>.S

Decode for this encoding

```
if !IsFeatureImplemented(FEAT_SVE) && !IsFeatureImplemented(FEAT_SME) then
    EndOfDecode(Decode_UNDEF);
constant integer esize = 64;
constant integer g = UInt(Pg);
constant integer n = UInt(Zn);
constant integer d = UInt(Zd);
constant integer s_esign = 32;
constant integer d_esign = 64;
constant boolean unsigned = FALSE;
constant FPRounding rounding = FPRoundingMode(FPCR);
constant boolean merging = TRUE;
```

32-bit to double-precision, zeroing
(FEAT_SVE2p2 || FEAT_SME2p2)



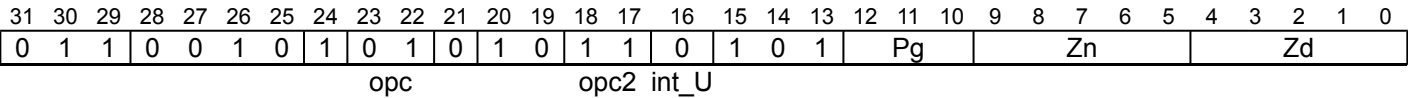
Encoding

SCVTF <Zd>.D, <Pg>/Z, <Zn>.S

Decode for this encoding

```
if !IsFeatureImplemented(FEAT_SVE2p2) && !IsFeatureImplemented(FEAT_SME2p2) then
    EndOfDecode(Decode_UNDEF);
constant integer esize = 64;
constant integer g = UInt(Pg);
constant integer n = UInt(Zn);
constant integer d = UInt(Zd);
constant integer s_esize = 32;
constant integer d_esize = 64;
constant boolean unsigned = FALSE;
constant FPRounding rounding = FPRoundingMode(FPCR);
constant boolean merging = FALSE;
```

64-bit to half-precision, merging
(FEAT_SVE || FEAT_SME)



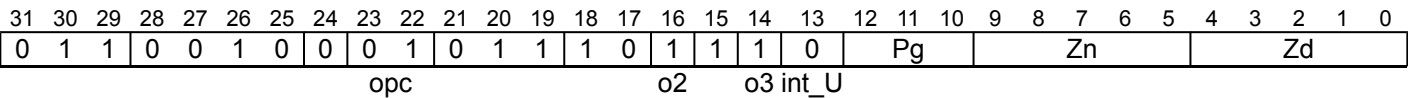
Encoding

SCVTF <Zd>.H, <Pg>/M, <Zn>.D

Decode for this encoding

```
if !IsFeatureImplemented(FEAT_SVE) && !IsFeatureImplemented(FEAT_SME) then
    EndOfDecode(Decode_UNDEF);
constant integer esize = 64;
constant integer g = UInt(Pg);
constant integer n = UInt(Zn);
constant integer d = UInt(Zd);
constant integer s_esize = 64;
constant integer d_esize = 16;
constant boolean unsigned = FALSE;
constant FPRounding rounding = FPRoundingMode(FPCR);
constant boolean merging = TRUE;
```

64-bit to half-precision, zeroing
(FEAT_SVE2p2 || FEAT_SME2p2)



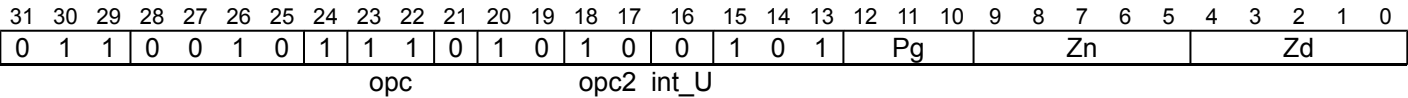
Encoding

SCVTF <Zd>.H, <Pg>/Z, <Zn>.D

Decode for this encoding

```
if !IsFeatureImplemented(FEAT_SVE2p2) && !IsFeatureImplemented(FEAT_SME2p2) then
    EndOfDecode(Decode_UNDEF);
constant integer esize = 64;
constant integer g = UInt(Pg);
constant integer n = UInt(Zn);
constant integer d = UInt(Zd);
constant integer s_esign = 64;
constant integer d_esign = 16;
constant boolean unsigned = FALSE;
constant FPRounding rounding = FPRoundingMode(FPCR);
constant boolean merging = FALSE;
```

64-bit to single-precision, merging
(FEAT_SVE || FEAT_SME)



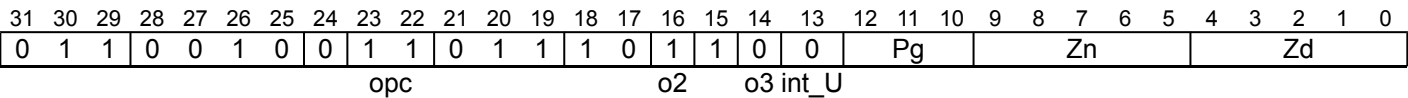
Encoding

SCVTF <Zd>.S, <Pg>/M, <Zn>.D

Decode for this encoding

```
if !IsFeatureImplemented(FEAT_SVE) && !IsFeatureImplemented(FEAT_SME) then
    EndOfDecode(Decode_UNDEF);
constant integer esize = 64;
constant integer g = UInt(Pg);
constant integer n = UInt(Zn);
constant integer d = UInt(Zd);
constant integer s_esign = 64;
constant integer d_esign = 32;
constant boolean unsigned = FALSE;
constant FPRounding rounding = FPRoundingMode(FPCR);
constant boolean merging = TRUE;
```

64-bit to single-precision, zeroing
(FEAT_SVE2p2 || FEAT_SME2p2)



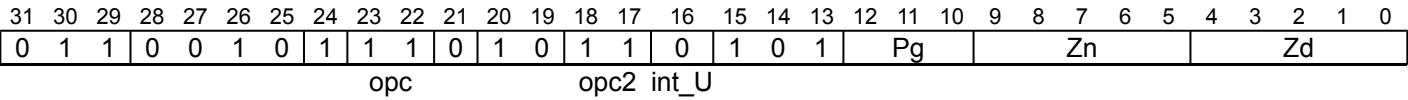
Encoding

SCVTF <Zd>.S, <Pg>/Z, <Zn>.D

Decode for this encoding

```
if !IsFeatureImplemented(FEAT_SVE2p2) && !IsFeatureImplemented(FEAT_SME2p2) then
    EndOfDecode(Decode_UNDEF);
constant integer esize = 64;
constant integer g = UInt(Pg);
constant integer n = UInt(Zn);
constant integer d = UInt(Zd);
constant integer s_esign = 64;
constant integer d_esign = 32;
constant boolean unsigned = FALSE;
constant FPRounding rounding = FPRoundingMode(FPCR);
constant boolean merging = FALSE;
```

64-bit to double-precision, merging
(FEAT_SVE || FEAT_SME)



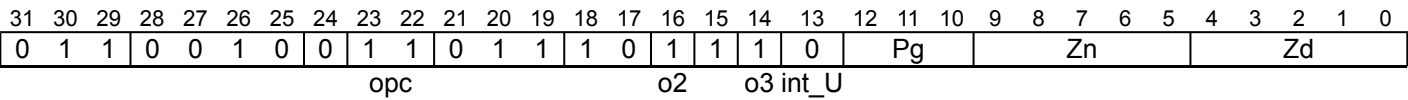
Encoding

SCVTF <Zd>.D, <Pg>/M, <Zn>.D

Decode for this encoding

```
if !IsFeatureImplemented(FEAT_SVE) && !IsFeatureImplemented(FEAT_SME) then
    EndOfDecode(Decode_UNDEF);
constant integer esize = 64;
constant integer g = UInt(Pg);
constant integer n = UInt(Zn);
constant integer d = UInt(Zd);
constant integer s_esign = 64;
constant integer d_esign = 64;
constant boolean unsigned = FALSE;
constant FPRounding rounding = FPRoundingMode(FPCR);
constant boolean merging = TRUE;
```

64-bit to double-precision, zeroing
(FEAT_SVE2p2 || FEAT_SME2p2)



Encoding

SCVTF <Zd>.D, <Pg>/Z, <Zn>.D

Decode for this encoding

```
if !IsFeatureImplemented(FEAT_SVE2p2) && !IsFeatureImplemented(FEAT_SME2p2) then
    EndOfDecode(Decode_UNDEF);
constant integer esize = 64;
constant integer g = UInt(Pg);
constant integer n = UInt(Zn);
constant integer d = UInt(Zd);
constant integer s_esign = 64;
constant integer d_esign = 64;
constant boolean unsigned = FALSE;
constant FPRounding rounding = FPRoundingMode(FPCR);
constant boolean merging = FALSE;
```

Assembler Symbols

<Zd>	Is the name of the destination scalable vector register, encoded in the "Zd" field.
<Pg>	Is the name of the governing scalable predicate register P0-P7, encoded in the "Pg" field.
<Zn>	Is the name of the source scalable vector register, encoded in the "Zn" field.

Operation

```
CheckSVEEnabled();
constant integer VL = CurrentVL;
constant integer PL = VL DIV 8;
constant integer elements = VL DIV esize;
constant bits(PL) mask = P[g, PL];
constant bits(VL) operand = if AnyActiveElement(mask, esize) then Z[n, VL] else Zeros(VL);
bits(VL) result = if merging then Z[d, VL] else Zeros(VL);

for e = 0 to elements-1
    if ActivePredicateElement(mask, e, esize) then
        constant bits(esize) element = Elem[operand, e, esize];
        constant bits(d_esign) fpval = FixedToFP(element<s_esign-1:0>, 0, unsigned, FPCR, rounding,
                                                    d_esign);
        Elem[result, e, esize] = ZeroExtend(fpval, esize);

Z[d, VL] = result;
```

Operational information

For the "16-bit to half-precision, merging", "32-bit to half-precision, merging", "32-bit to single-precision, merging", "32-bit to double-precision, merging", "64-bit to half-precision, merging", "64-bit to single-precision, merging", "64-bit to double-precision, merging" variants:

The merging variant of this instruction might be immediately preceded in program order by a MOVPRFX instruction. The MOVPRFX must conform to all of the following requirements, otherwise the behavior of the MOVPRFX and the merging variant of this instruction is CONSTRAINED

UNPREDICTABLE:

- The MOVPRFX can be predicated or unpredicated.
- A predicated MOVPRFX must use the same governing predicate register as the merging variant this instruction.
- A predicated MOVPRFX must use the larger of the destination element size and first source element size in the preferred disassembly of the merging variant of this instruction.
- The MOVPRFX must specify the same destination register as the merging variant of this instruction.
- The destination register must not refer to architectural register state referenced by any other source operand register of the merging variant of this instruction.

Internal version only: aarchmrs v2025-03_rel, pseudocode v2025-03_rel ; Build timestamp: 2025-03-21T17:41

Copyright © 2010-2025 Arm Limited or its affiliates. All rights reserved. This document is Non-Confidential.

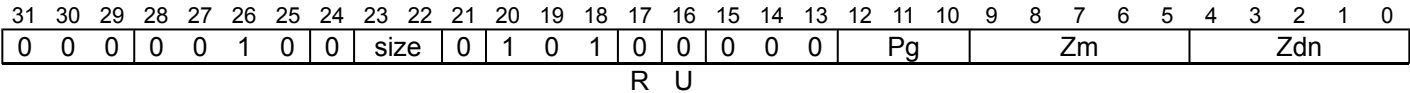
SDIV

Signed divide (predicated)

Signed divide active elements of the first source vector by corresponding elements of the second source vector and destructively place the quotient in the corresponding elements of the first source vector. Inactive elements in the destination vector register remain unmodified.

SVE

(FEAT_SVE || FEAT_SME)



Encoding

SDIV <Zdn>.<T>, <Pg>/M, <Zdn>.<T>, <Zm>.<T>

Decode for this encoding

```
if !IsFeatureImplemented(FEAT_SVE) && !IsFeatureImplemented(FEAT_SME) then
    EndOfDecode(Decode_UNDEF);
if size IN {'0x'} then EndOfDecode(Decode_UNDEF);
constant integer esize = 8 << UInt(size);
constant integer g = UInt(Pg);
constant integer dn = UInt(Zdn);
constant integer m = UInt(Zm);
```

Assembler Symbols

<Zdn> Is the name of the first source and destination scalable vector register, encoded in the "Zdn" field.

<T> Is the size specifier, encoded in “size<0>”:

size<0>	<T>
0	S
1	D

<Pg> Is the name of the governing scalable predicate register P0-P7, encoded in the "Pg" field.

<Zm> Is the name of the second source scalable vector register, encoded in the "Zm" field.

Operation

```
CheckSVEEnabled();
constant integer VL = CurrentVL;
constant integer PL = VL DIV 8;
constant integer elements = VL DIV esize;
constant bits(PL) mask = P[g, PL];
constant bits(VL) operand1 = Z[dn, VL];
constant bits(VL) operand2 = if AnyActiveElement(mask, esize) then Z[m, VL] else Zeros(VL);
bits(VL) result;

for e = 0 to elements-1
    if ActivePredicateElement(mask, e, esize) then
        constant integer dividend = SInt(Elem[operand1, e, esize]);
        constant integer divisor = SInt(Elem[operand2, e, esize]);
        integer quotient;
        if divisor == 0 then
            quotient = 0;
        elseif (dividend < 0) == (divisor < 0) then
            quotient = Abs(dividend) DIV Abs(divisor); // same signs - positive result
        else
            quotient = -(Abs(dividend) DIV Abs(divisor)); // different signs - negative result
        Elem[result, e, esize] = quotient<esize-1:0>;
    else
        Elem[result, e, esize] = Elem[operand1, e, esize];

Z[dn, VL] = result;
```

Operational information

This instruction might be immediately preceded in program order by a MOVPRFX instruction. The MOVPRFX must conform to all of the following requirements, otherwise the behavior of the MOVPRFX and this instruction is CONSTRAINED UNPREDICTABLE:

- The MOVPRFX can be predicated or unpredicated.
- A predicated MOVPRFX must use the same governing predicate register as this instruction.
- A predicated MOVPRFX must use the larger of the destination element size and first source element size in the preferred disassembly of this instruction.
- The MOVPRFX must specify the same destination register as this instruction.
- The destination register must not refer to architectural register state referenced by any other source operand register of this instruction.

Internal version only: aarchmrs v2025-03_rel, pseudocode v2025-03_rel ; Build timestamp: 2025-03-21T17:41

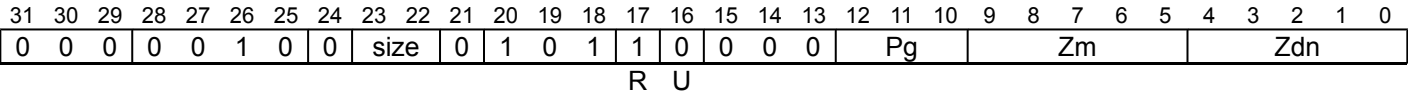
Copyright © 2010-2025 Arm Limited or its affiliates. All rights reserved. This document is Non-Confidential.

SDIVR

Signed reversed divide (predicated)

Signed reversed divide active elements of the second source vector by corresponding elements of the first source vector and destructively place the quotient in the corresponding elements of the first source vector. Inactive elements in the destination vector register remain unmodified.

SVE
(FEAT_SVE || FEAT_SME)



Encoding

SDIVR <Zdn>.<T>, <Pg>/M, <Zdn>.<T>, <Zm>.<T>

Decode for this encoding

```
if !IsFeatureImplemented(FEAT_SVE) && !IsFeatureImplemented(FEAT_SME) then
    EndOfDecode(Decode_UNDEF);
if size IN {'0x'} then EndOfDecode(Decode_UNDEF);
constant integer esize = 8 << UInt(size);
constant integer g = UInt(Pg);
constant integer dn = UInt(Zdn);
constant integer m = UInt(Zm);
```

Assembler Symbols

<Zdn> Is the name of the first source and destination scalable vector register, encoded in the "Zdn" field.

<T> Is the size specifier, encoded in "size<0>":

size<0>	<T>
0	S
1	D

<Pg> Is the name of the governing scalable predicate register P0-P7, encoded in the "Pg" field.

<Zm> Is the name of the second source scalable vector register, encoded in the "Zm" field.

Operation

```
CheckSVEEnabled();
constant integer VL = CurrentVL;
constant integer PL = VL DIV 8;
constant integer elements = VL DIV esize;
constant bits(PL) mask = P[g, PL];
constant bits(VL) operand1 = Z[dn, VL];
constant bits(VL) operand2 = if AnyActiveElement(mask, esize) then Z[m, VL] else Zeros(VL);
bits(VL) result;

for e = 0 to elements-1
    if ActivePredicateElement(mask, e, esize) then
        constant integer divisor = SInt(Elem[operand1, e, esize]);
        constant integer dividend = SInt(Elem[operand2, e, esize]);
        integer quotient;
        if divisor == 0 then
            quotient = 0;
        elseif (dividend < 0) == (divisor < 0) then
            quotient = Abs(dividend) DIV Abs(divisor); // same signs - positive result
        else
            quotient = -(Abs(dividend) DIV Abs(divisor)); // different signs - negative result
        Elem[result, e, esize] = quotient<esize-1:0>;
    else
        Elem[result, e, esize] = Elem[operand1, e, esize];

Z[dn, VL] = result;
```

Operational information

This instruction might be immediately preceded in program order by a MOVPRFX instruction. The MOVPRFX must conform to all of the following requirements, otherwise the behavior of the MOVPRFX and this instruction is CONSTRAINED UNPREDICTABLE:

- The MOVPRFX can be predicated or unpredicated.
- A predicated MOVPRFX must use the same governing predicate register as this instruction.
- A predicated MOVPRFX must use the larger of the destination element size and first source element size in the preferred disassembly of this instruction.
- The MOVPRFX must specify the same destination register as this instruction.
- The destination register must not refer to architectural register state referenced by any other source operand register of this instruction.

Internal version only: aarchmrs v2025-03_rel, pseudocode v2025-03_rel ; Build timestamp: 2025-03-21T17:41

Copyright © 2010-2025 Arm Limited or its affiliates. All rights reserved. This document is Non-Confidential.

SDOT (2-way, indexed)

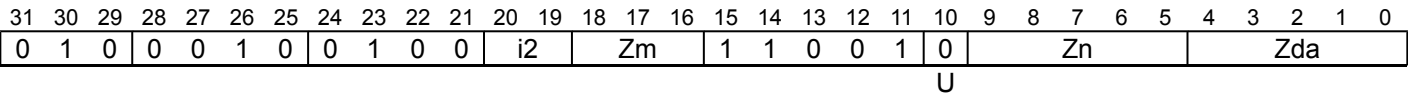
Signed integer indexed dot product

The signed integer indexed dot product instruction computes the dot product of a group of two signed 16-bit integer values held in each 32-bit element of the first source vector multiplied by a group of two signed 16-bit integer values in an indexed 32-bit element of the second source vector, and then destructively adds the widened dot product to the corresponding 32-bit element of the destination vector.

The groups within the second source vector are specified using an immediate index which selects the same group position within each 128-bit vector segment. The index range is from 0 to 3.

This instruction is unpredicated.

16-bit to 32-bit (FEAT_SME2 || FEAT_SVE2p1)



Encoding

SDOT <Zda>.S, <Zn>.H, <Zm>.H[<imm>]

Decode for this encoding

```
if !IsFeatureImplemented(FEAT_SME2) && !IsFeatureImplemented(FEAT_SVE2p1) then
    EndOfDecode(Decode_UNDEF);
constant integer esize = 32;
constant integer index = UInt(i2);
constant integer n = UInt(Zn);
constant integer m = UInt(Zm);
constant integer da = UInt(Zda);
```

Assembler Symbols

- <Zda> Is the name of the third source and destination scalable vector register, encoded in the "Zda" field.
- <Zn> Is the name of the first source scalable vector register, encoded in the "Zn" field.
- <Zm> Is the name of the second source scalable vector register Z0-Z7, encoded in the "Zm" field.
- <imm> Is the immediate index of a group of two 16-bit elements within each 128-bit vector segment, in the range 0 to 3, encoded in the "i2" field.

Operation

```
CheckSVEEnabled();
constant integer VL = CurrentVL;
constant integer elements = VL DIV esize;
constant integer eltspersegment = 128 DIV esize;
constant bits(VL) operand1 = Z[n, VL];
constant bits(VL) operand2 = Z[m, VL];
constant bits(VL) operand3 = Z[da, VL];
bits(VL) result;

for e = 0 to elements-1
    constant integer segmentbase = e - (e MOD eltspersegment);
    constant integer s = segmentbase + index;
    bits(esize) res = Elem[operand3, e, esize];
    for i = 0 to 1
        constant integer element1 = SInt(Elem[operand1, 2 * e + i, esize DIV 2]);
        constant integer element2 = SInt(Elem[operand2, 2 * s + i, esize DIV 2]);
        res = res + element1 * element2;
    Elem[result, e, esize] = res;

Z[da, VL] = result;
```

Operational information

If PSTATE.DIT is 1:

- The execution time of this instruction is independent of:
 - The values of the data supplied in any of its registers.
 - The values of the NZCV flags.
- The response of this instruction to asynchronous exceptions does not vary based on:
 - The values of the data supplied in any of its registers.
 - The values of the NZCV flags.

This instruction might be immediately preceded in program order by a MOVPRFX instruction. The MOVPRFX must conform to all of the following requirements, otherwise the behavior of the MOVPRFX and this instruction is CONSTRAINED UNPREDICTABLE:

- The MOVPRFX must be unpredicated.
- The MOVPRFX must specify the same destination register as this instruction.
- The destination register must not refer to architectural register state referenced by any other source operand register of this instruction.

Internal version only: aarchmrs v2025-03_rel, pseudocode v2025-03_rel ; Build timestamp: 2025-03-21T17:41

Copyright © 2010-2025 Arm Limited or its affiliates. All rights reserved. This document is Non-Confidential.

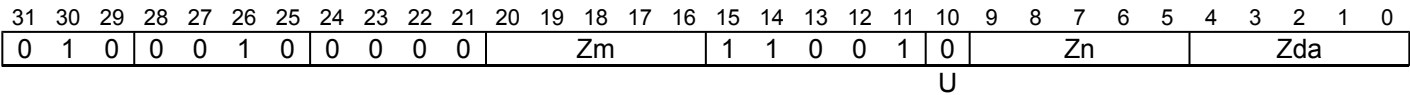
SDOT (2-way, vectors)

Signed integer dot product

The signed integer dot product instruction computes the dot product of a group of two signed 16-bit integer values held in each 32-bit element of the first source vector multiplied by a group of two signed 16-bit integer values in the corresponding 32-bit element of the second source vector, and then destructively adds the widened dot product to the corresponding 32-bit element of the destination vector.

This instruction is unpredicated.

16-bit to 32-bit (FEAT_SME2 || FEAT_SVE2p1)



Encoding

SDOT <Zda>.S, <Zn>.H, <Zm>.H

Decode for this encoding

```
if !IsFeatureImplemented(FEAT_SME2) && !IsFeatureImplemented(FEAT_SVE2p1) then
    EndOfDecode(Decode_UNDEF);
constant integer esize = 32;
constant integer n = UInt(Zn);
constant integer m = UInt(Zm);
constant integer da = UInt(Zda);
```

Assembler Symbols

- <Zda> Is the name of the third source and destination scalable vector register, encoded in the "Zda" field.
- <Zn> Is the name of the first source scalable vector register, encoded in the "Zn" field.
- <Zm> Is the name of the second source scalable vector register, encoded in the "Zm" field.

Operation

```
CheckSVEEnabled();
constant integer VL = CurrentVL;
constant integer elements = VL DIV esize;
constant bits(VL) operand1 = Z[n, VL];
constant bits(VL) operand2 = Z[m, VL];
constant bits(VL) operand3 = Z[da, VL];
bits(VL) result;

for e = 0 to elements-1
    bits(esize) res = Elem[operand3, e, esize];
    for i = 0 to 1
        constant integer element1 = SInt(Elem[operand1, 2 * e + i, esize DIV 2]);
        constant integer element2 = SInt(Elem[operand2, 2 * e + i, esize DIV 2]);
        res = res + element1 * element2;
    Elem[result, e, esize] = res;

Z[da, VL] = result;
```

Operational information

- If PSTATE.DIT is 1:
- The execution time of this instruction is independent of:
 - The values of the data supplied in any of its registers.

- The values of the NZCV flags.
- The response of this instruction to asynchronous exceptions does not vary based on:
 - The values of the data supplied in any of its registers.
 - The values of the NZCV flags.

This instruction might be immediately preceded in program order by a `MOVPRFX` instruction. The `MOVPRFX` must conform to all of the following requirements, otherwise the behavior of the `MOVPRFX` and this instruction is **CONSTRAINED UNPREDICTABLE**:

- The `MOVPRFX` must be unpredicated.
- The `MOVPRFX` must specify the same destination register as this instruction.
- The destination register must not refer to architectural register state referenced by any other source operand register of this instruction.

Internal version only: aarchmrs v2025-03_rel, pseudocode v2025-03_rel ; Build timestamp: 2025-03-21T17:41

Copyright © 2010-2025 Arm Limited or its affiliates. All rights reserved. This document is Non-Confidential.

SDOT (4-way, indexed)

Signed integer indexed dot product

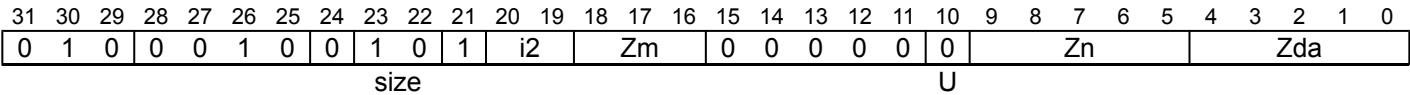
The signed integer indexed dot product instruction computes the dot product of a group of four signed 8-bit or 16-bit integer values held in each 32-bit or 64-bit element of the first source vector multiplied by a group of four signed 8-bit or 16-bit integer values in an indexed 32-bit or 64-bit element of the second source vector, and then destructively adds the widened dot product to the corresponding 32-bit or 64-bit element of the destination vector. The groups within the second source vector are specified using an immediate index which selects the same group position within each 128-bit vector segment. The index range is from 0 to one less than the number of groups per 128-bit segment.

This instruction is unpredicated.

It has encodings from 2 classes: [8-bit to 32-bit](#) and [16-bit to 64-bit](#)

8-bit to 32-bit

(FEAT_SVE || FEAT_SME)



Encoding

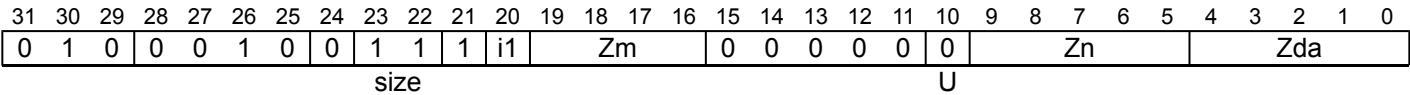
SDOT <Zda>.S, <Zn>.B, <Zm>.B[<imm>]

Decode for this encoding

```
if !IsFeatureImplemented(FEAT_SVE) && !IsFeatureImplemented(FEAT_SME) then
    EndOfDecode(Decode_UNDEF);
constant integer esize = 32;
constant integer index = UInt(i2);
constant integer n = UInt(Zn);
constant integer m = UInt(Zm);
constant integer da = UInt(Zda);
```

16-bit to 64-bit

(FEAT_SVE || FEAT_SME)



Encoding

SDOT <Zda>.D, <Zn>.H, <Zm>.H[<imm>]

Decode for this encoding

```
if !IsFeatureImplemented(FEAT_SVE) && !IsFeatureImplemented(FEAT_SME) then
    EndOfDecode(Decode_UNDEF);
constant integer esize = 64;
constant integer index = UInt(i1);
constant integer n = UInt(Zn);
constant integer m = UInt(Zm);
constant integer da = UInt(Zda);
```

Assembler Symbols

- <Zda> Is the name of the third source and destination scalable vector register, encoded in the "Zda" field.
- <Zn> Is the name of the first source scalable vector register, encoded in the "Zn" field.

- <Zm> For the "8-bit to 32-bit" variant: is the name of the second source scalable vector register Z0-Z7, encoded in the "Zm" field.
For the "16-bit to 64-bit" variant: is the name of the second source scalable vector register Z0-Z15, encoded in the "Zm" field.
- <imm> For the "8-bit to 32-bit" variant: is the immediate index of a 32-bit group of four 8-bit values within each 128-bit vector segment, in the range 0 to 3, encoded in the "i2" field.
For the "16-bit to 64-bit" variant: is the immediate index of a 64-bit group of four 16-bit values within each 128-bit vector segment, in the range 0 to 1, encoded in the "i1" field.

Operation

```

CheckSVEEnabled();
constant integer VL = CurrentVL;
constant integer elements = VL DIV esize;
constant integer eltspersegment = 128 DIV esize;
constant bits(VL) operand1 = Z[n, VL];
constant bits(VL) operand2 = Z[m, VL];
constant bits(VL) operand3 = Z[da, VL];
bits(VL) result;

for e = 0 to elements-1
    constant integer segmentbase = e - (e MOD eltspersegment);
    constant integer s = segmentbase + index;
    bits(esize) res = Elem[operand3, e, esize];
    for i = 0 to 3
        constant integer element1 = SInt(Elem[operand1, 4 * e + i, esize DIV 4]);
        constant integer element2 = SInt(Elem[operand2, 4 * s + i, esize DIV 4]);
        res = res + element1 * element2;
    Elem[result, e, esize] = res;
Z[da, VL] = result;

```

Operational information

If PSTATE.DIT is 1:

- The execution time of this instruction is independent of:
 - The values of the data supplied in any of its registers.
 - The values of the NZCV flags.
- The response of this instruction to asynchronous exceptions does not vary based on:
 - The values of the data supplied in any of its registers.
 - The values of the NZCV flags.

This instruction might be immediately preceded in program order by a MOVPRFX instruction. The MOVPRFX must conform to all of the following requirements, otherwise the behavior of the MOVPRFX and this instruction is CONSTRAINED UNPREDICTABLE:

- The MOVPRFX must be unpredicated.
- The MOVPRFX must specify the same destination register as this instruction.
- The destination register must not refer to architectural register state referenced by any other source operand register of this instruction.

Internal version only: aarchmrs v2025-03_rel, pseudocode v2025-03_rel ; Build timestamp: 2025-03-21T17:41

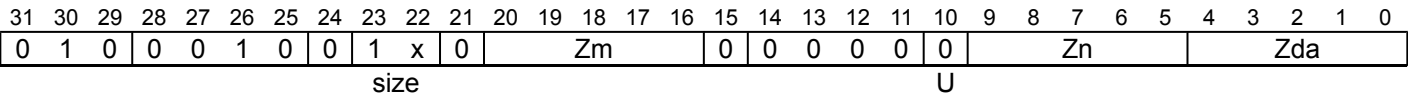
Copyright © 2010-2025 Arm Limited or its affiliates. All rights reserved. This document is Non-Confidential.

SDOT (4-way, vectors)

Signed integer dot product

The signed integer dot product instruction computes the dot product of a group of four signed 8-bit or 16-bit integer values held in each 32-bit or 64-bit element of the first source vector multiplied by a group of four signed 8-bit or 16-bit integer values in the corresponding 32-bit or 64-bit element of the second source vector, and then destructively adds the widened dot product to the corresponding 32-bit or 64-bit element of the destination vector. This instruction is unpredicated.

SVE (FEAT_SVE || FEAT_SME)



Encoding

SDOT <Zda>.<T>, <Zn>.<Tb>, <Zm>.<Tb>

Decode for this encoding

```
if !IsFeatureImplemented(FEAT_SVE) && !IsFeatureImplemented(FEAT_SME) then
    EndOfDecode(Decode_UNDEF);
if size IN {'0x'} then EndOfDecode(Decode_UNDEF);
constant integer esize = 8 << UInt(size);
constant integer n = UInt(Zn);
constant integer m = UInt(Zm);
constant integer da = UInt(Zda);
```

Assembler Symbols

<Zda> Is the name of the third source and destination scalable vector register, encoded in the "Zda" field.

<T> Is the size specifier, encoded in “size<0>”:

size<0>	<T>
0	S
1	D

<Zn> Is the name of the first source scalable vector register, encoded in the "Zn" field.

<Tb> Is the size specifier, encoded in “size<0>”:

size<0>	<Tb>
0	B
1	H

<Zm> Is the name of the second source scalable vector register, encoded in the "Zm" field.

Operation

```
CheckSVEEnabled();
constant integer VL = CurrentVL;
constant integer elements = VL DIV esize;
constant bits(VL) operand1 = Z[n, VL];
constant bits(VL) operand2 = Z[m, VL];
constant bits(VL) operand3 = Z[da, VL];
bits(VL) result;

for e = 0 to elements-1
    bits(esize) res = Elem[operand3, e, esize];
    for i = 0 to 3
        constant integer element1 = SInt(Elem[operand1, 4 * e + i, esize DIV 4]);
        constant integer element2 = SInt(Elem[operand2, 4 * e + i, esize DIV 4]);
        res = res + element1 * element2;
    Elem[result, e, esize] = res;

Z[da, VL] = result;
```

Operational information

If PSTATE.DIT is 1:

- The execution time of this instruction is independent of:
 - The values of the data supplied in any of its registers.
 - The values of the NZCV flags.
- The response of this instruction to asynchronous exceptions does not vary based on:
 - The values of the data supplied in any of its registers.
 - The values of the NZCV flags.

This instruction might be immediately preceded in program order by a MOVPRFX instruction. The MOVPRFX must conform to all of the following requirements, otherwise the behavior of the MOVPRFX and this instruction is CONSTRAINED UNPREDICTABLE:

- The MOVPRFX must be unpredicated.
- The MOVPRFX must specify the same destination register as this instruction.
- The destination register must not refer to architectural register state referenced by any other source operand register of this instruction.

Internal version only: aarchmrs v2025-03_rel, pseudocode v2025-03_rel ; Build timestamp: 2025-03-21T17:41

Copyright © 2010-2025 Arm Limited or its affiliates. All rights reserved. This document is Non-Confidential.

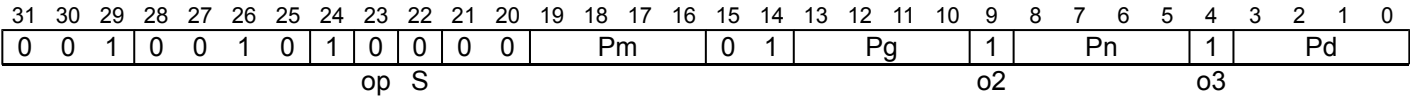
SEL (predicates)

Conditionally select elements from two predicates

Read active elements from the first source predicate and inactive elements from the second source predicate and place in the corresponding elements of the destination predicate. Does not set the condition flags.

This instruction is used by the alias [MOV \(predicate, merging\)](#).

SVE
(FEAT_SVE || FEAT_SME)



Encoding

SEL <Pd>.B, <Pg>, <Pn>.B, <Pm>.B

Decode for this encoding

```
if !IsFeatureImplemented(FEAT_SVE) && !IsFeatureImplemented(FEAT_SME) then
    EndOfDecode(Decode_UNDEF);
constant integer esize = 8;
constant integer g = UInt(Pg);
constant integer n = UInt(Pn);
constant integer m = UInt(Pm);
constant integer d = UInt(Pd);
```

Assembler Symbols

- <Pd> Is the name of the destination scalable predicate register, encoded in the "Pd" field.
- <Pg> Is the name of the governing scalable predicate register, encoded in the "Pg" field.
- <Pn> Is the name of the first source scalable predicate register, encoded in the "Pn" field.
- <Pm> Is the name of the second source scalable predicate register, encoded in the "Pm" field.

Alias Conditions

Alias	Is preferred when
MOV (predicate, merging)	Pd == Pm

Operation

```
CheckSVEEnabled();
constant integer VL = CurrentVL;
constant integer PL = VL DIV 8;
constant integer elements = VL DIV esize;
constant bits(PL) mask = P[g, PL];
constant bits(PL) operand1 = P[n, PL];
constant bits(PL) operand2 = P[m, PL];
bits(PL) result;
constant integer psize = esize DIV 8;

for e = 0 to elements-1
    constant bit element1 = PredicateElement(operand1, e, esize);
    constant bit element2 = PredicateElement(operand2, e, esize);
    if ActivePredicateElement(mask, e, esize) then
        Elem[result, e, psize] = ZeroExtend(element1, psize);
    else
        Elem[result, e, psize] = ZeroExtend(element2, psize);

P[d, PL] = result;
```

Operational information

If PSTATE.DIT is 1:

- The execution time of this instruction is independent of:
 - The values of the data supplied in any of its operand registers when its governing predicate register contains the same value for each execution.
 - The values of the NZCV flags.
- The response of this instruction to asynchronous exceptions does not vary based on:
 - The values of the data supplied in any of its operand registers when its governing predicate register contains the same value for each execution.
 - The values of the NZCV flags.

Internal version only: aarchmrs v2025-03_rel, pseudocode v2025-03_rel ; Build timestamp: 2025-03-21T17:41

Copyright © 2010-2025 Arm Limited or its affiliates. All rights reserved. This document is Non-Confidential.

SEL (vectors)

Conditionally select elements from two vectors

Select elements from the first source vector where the corresponding vector select predicate element is true, and from the second source vector where the predicate element is false, placing them in the corresponding elements of the destination vector.
This instruction is used by the alias [MOV \(vector, predicated\)](#).

SVE (FEAT_SVE || FEAT_SME)

31	30	29	28	27	26	25	24	23	22	21	20	19	18	17	16	15	14	13	12	11	10	9	8	7	6	5	4	3	2	1	0
0	0	0	0	0	1	0	1	size	1				Zm			1	1			Pv											Zd

Encoding

SEL <Zd>.<T>, <Pv>, <Zn>.<T>, <Zm>.<T>

Decode for this encoding

```
if !IsFeatureImplemented(FEAT_SVE) && !IsFeatureImplemented(FEAT_SME) then
    EndOfDecode(Decode_UNDEF);
constant integer esize = 8 << UInt(size);
constant integer v = UInt(Pv);
constant integer n = UInt(Zn);
constant integer m = UInt(Zm);
constant integer d = UInt(Zd);
```

Assembler Symbols

<Zd> Is the name of the destination scalable vector register, encoded in the "Zd" field.

<T> Is the size specifier, encoded in "size":

size	<T>
00	B
01	H
10	S
11	D

<Pv> Is the name of the vector select predicate register, encoded in the "Pv" field.

<Zn> Is the name of the first source scalable vector register, encoded in the "Zn" field.

<Zm> Is the name of the second source scalable vector register, encoded in the "Zm" field.

Alias Conditions

Alias	Is preferred when
MOV (vector, predicated)	Zd == Zm

Operation

```
CheckSVEEnabled();
constant integer VL = CurrentVL;
constant integer PL = VL DIV 8;
constant integer elements = VL DIV esize;
constant bits(PL) mask = P[v, PL];
constant bits(VL) operand1 = if AnyActiveElement(mask, esize) then Z[n, VL] else Zeros(VL);
constant bits(VL) operand2 = if AnyActiveElement(NOT(mask), esize) then Z[m, VL] else Zeros(VL);
bits(VL) result;

for e = 0 to elements-1
    if ActivePredicateElement(mask, e, esize) then
        Elem[result, e, esize] = Elem[operand1, e, esize];
    else
        Elem[result, e, esize] = Elem[operand2, e, esize];

Z[d, VL] = result;
```

Operational information

If PSTATE.DIT is 1:

- The execution time of this instruction is independent of:
 - The values of the data supplied in any of its registers.
 - The values of the NZCV flags.
- The response of this instruction to asynchronous exceptions does not vary based on:
 - The values of the data supplied in any of its registers.
 - The values of the NZCV flags.

Internal version only: aarchmrs v2025-03_rel, pseudocode v2025-03_rel ; Build timestamp: 2025-03-21T17:41

Copyright © 2010-2025 Arm Limited or its affiliates. All rights reserved. This document is Non-Confidential.

SETFFR

Initialise the first-fault register to all true

Initialise the first-fault register (FFR) to all true prior to a sequence of first-fault or non-fault loads. This instruction is unpredicated. This instruction is illegal when executed in Streaming SVE mode, unless FEAT_SME_FA64 is implemented and enabled.

SVE
(FEAT_SVE)

31	30	29	28	27	26	25	24	23	22	21	20	19	18	17	16	15	14	13	12	11	10	9	8	7	6	5	4	3	2	1	0
0	0	1	0	0	1	0	1	0	0	1	0	1	1	0	0	1	0	0	1	0	0	0	0	0	0	0	0	0	0	0	0
opc																															

Encoding

SETFFR

Decode for this encoding

```
if !IsFeatureImplemented(FEAT_SVE) then EndOfDecode(Decode_UNDEF);
```

Operation

```
CheckNonStreamingSVEEnabled();
constant integer VL = CurrentVL;
constant integer PL = VL DIV 8;
FFR[PL] = Ones(PL);
```

Operational information

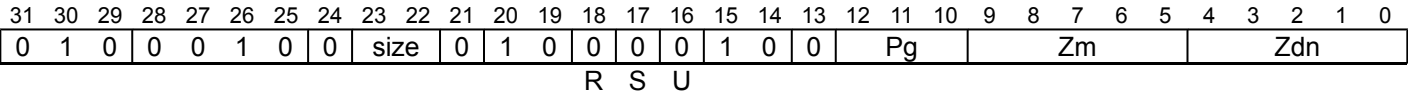
- If PSTATE.DIT is 1:
- The execution time of this instruction is independent of:
 - The values of the data supplied in any of its registers.
 - The values of the NZCV flags.
 - The response of this instruction to asynchronous exceptions does not vary based on:
 - The values of the data supplied in any of its registers.
 - The values of the NZCV flags.

SHADD

Signed halving addition

Add active signed elements of the first source vector to corresponding signed elements of the second source vector, shift right one bit, and destructively place the results in the corresponding elements of the first source vector. Inactive elements in the destination vector register remain unmodified.

SVE2 (FEAT_SVE2 || FEAT_SME)



Encoding

SHADD <Zdn>.<T>, <Pg>/M, <Zdn>.<T>, <Zm>.<T>

Decode for this encoding

```
if !IsFeatureImplemented(FEAT_SVE2) && !IsFeatureImplemented(FEAT_SME) then
    EndOfDecode(Decode_UNDEF);
constant integer esize = 8 << UInt(size);
constant integer g = UInt(Pg);
constant integer dn = UInt(Zdn);
constant integer m = UInt(Zm);
```

Assembler Symbols

<Zdn> Is the name of the first source and destination scalable vector register, encoded in the "Zdn" field.

<T> Is the size specifier, encoded in "size":

size	<T>
00	B
01	H
10	S
11	D

<Pg> Is the name of the governing scalable predicate register P0-P7, encoded in the "Pg" field.

<Zm> Is the name of the second source scalable vector register, encoded in the "Zm" field.

Operation

```
CheckSVEEnabled();
constant integer VL = CurrentVL;
constant integer PL = VL DIV 8;
constant integer elements = VL DIV esize;
constant bits(PL) mask = P[g, PL];
constant bits(VL) operand1 = Z[dn, VL];
constant bits(VL) operand2 = if AnyActiveElement(mask, esize) then Z[m, VL] else Zeros(VL);
bits(VL) result;

for e = 0 to elements-1
    constant integer element1 = SInt(Elem[operand1, e, esize]);
    constant integer element2 = SInt(Elem[operand2, e, esize]);
    if ActivePredicateElement(mask, e, esize) then
        constant integer res = (element1 + element2) >> 1;
        Elem[result, e, esize] = res<esize-1:0>;
    else
        Elem[result, e, esize] = Elem[operand1, e, esize];

Z[dn, VL] = result;
```

Operational information

If PSTATE.DIT is 1:

- The execution time of this instruction is independent of:
 - The values of the data supplied in any of its operand registers when its governing predicate register contains the same value for each execution.
 - The values of the NZCV flags.
- The response of this instruction to asynchronous exceptions does not vary based on:
 - The values of the data supplied in any of its operand registers when its governing predicate register contains the same value for each execution.
 - The values of the NZCV flags.

This instruction might be immediately preceded in program order by a MOVPRFX instruction. The MOVPRFX must conform to all of the following requirements, otherwise the behavior of the MOVPRFX and this instruction is CONSTRAINED UNPREDICTABLE:

- The MOVPRFX can be predicated or unpredicated.
- A predicated MOVPRFX must use the same governing predicate register as this instruction.
- A predicated MOVPRFX must use the larger of the destination element size and first source element size in the preferred disassembly of this instruction.
- The MOVPRFX must specify the same destination register as this instruction.
- The destination register must not refer to architectural register state referenced by any other source operand register of this instruction.

Internal version only: aarchmrs v2025-03_rel, pseudocode v2025-03_rel ; Build timestamp: 2025-03-21T17:41

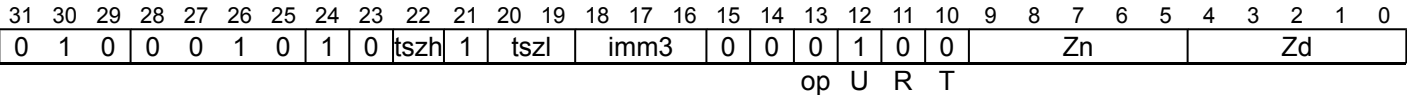
Copyright © 2010-2025 Arm Limited or its affiliates. All rights reserved. This document is Non-Confidential.

SHRNB

Shift right narrow by immediate (bottom)

Shift each unsigned integer value in the source vector elements right by an immediate value, and place the truncated results in the even-numbered half-width destination elements, while setting the odd-numbered elements to zero. The immediate shift amount is an unsigned value in the range 1 to number of bits per element. This instruction is unpredicated.

SVE2
(FEAT_SVE2 || FEAT_SME)



Encoding

SHRNB <Zd>.<T>, <Zn>.<Tb>, #<const>

Decode for this encoding

```
if !IsFeatureImplemented(FEAT_SVE2) && !IsFeatureImplemented(FEAT_SME) then
    EndOfDecode(Decode_UNDEF);
constant bits(3) tsize = tsh:tsl;
if tsize == '000' then EndOfDecode(Decode_UNDEF);
constant integer esize = 8 << HighestSetBit(tsize);
constant integer n = UInt(Zn);
constant integer d = UInt(Zd);
constant integer shift = (2 * esize) - UInt(tsize:imm3);
```

Assembler Symbols

<Zd> Is the name of the destination scalable vector register, encoded in the "Zd" field.

<T> Is the size specifier, encoded in “tsh:tsl”:

tsh	tsl	<T>
0	00	RESERVED
0	01	B
0	1x	H
1	xx	S

<Zn> Is the name of the source scalable vector register, encoded in the "Zn" field.

<Tb> Is the size specifier, encoded in “tsh:tsl”:

tsh	tsl	<Tb>
0	00	RESERVED
0	01	H
0	1x	S
1	xx	D

<const> Is the immediate shift amount, in the range 1 to number of bits per element, encoded in "tsh:tsl:imm3".

Operation

```
CheckSVEEnabled();
constant integer VL = CurrentVL;
constant integer elements = VL DIV (2 * esize);
constant bits(VL) operand = Z[n, VL];
bits(VL) result;
for e = 0 to elements-1
    constant bits(2*esize) element = Elem[operand, e, 2*esize];
    constant integer res = UInt(element) >> shift;
    Elem[result, 2*e + 0, esize] = res<esize-1:0>;
    Elem[result, 2*e + 1, esize] = Zeros(esize);

Z[d, VL] = result;
```

Operational information

If PSTATE.DIT is 1:

- The execution time of this instruction is independent of:
 - The values of the data supplied in any of its registers.
 - The values of the NZCV flags.
- The response of this instruction to asynchronous exceptions does not vary based on:
 - The values of the data supplied in any of its registers.
 - The values of the NZCV flags.

Internal version only: aarchmrs v2025-03_rel, pseudocode v2025-03_rel ; Build timestamp: 2025-03-21T17:41

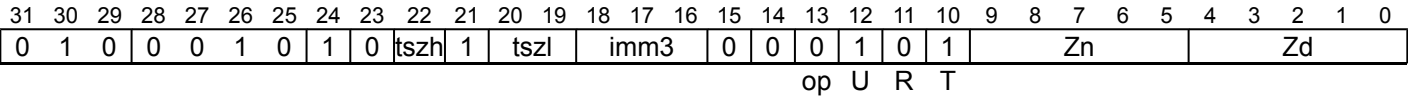
Copyright © 2010-2025 Arm Limited or its affiliates. All rights reserved. This document is Non-Confidential.

SHRNT

Shift right narrow by immediate (top)

Shift each unsigned integer value in the source vector elements right by an immediate value, and place the truncated results in the odd-numbered half-width destination elements, leaving the even-numbered elements unchanged. The immediate shift amount is an unsigned value in the range 1 to number of bits per element. This instruction is unpredicated.

SVE2
(FEAT_SVE2 || FEAT_SME)



Encoding

SHRNT <Zd>.<T>, <Zn>.<Tb>, #<const>

Decode for this encoding

```
if !IsFeatureImplemented(FEAT_SVE2) && !IsFeatureImplemented(FEAT_SME) then
    EndOfDecode(Decode_UNDEF);
constant bits(3) tsize = tsh:tsl;
if tsize == '000' then EndOfDecode(Decode_UNDEF);
constant integer esize = 8 << HighestSetBit(tsize);
constant integer n = UInt(Zn);
constant integer d = UInt(Zd);
constant integer shift = (2 * esize) - UInt(tsize:imm3);
```

Assembler Symbols

<Zd> Is the name of the destination scalable vector register, encoded in the "Zd" field.

<T> Is the size specifier, encoded in "tsh:tsl":

tsh	tsl	<T>
0	00	RESERVED
0	01	B
0	1x	H
1	xx	S

<Zn> Is the name of the source scalable vector register, encoded in the "Zn" field.

<Tb> Is the size specifier, encoded in "tsh:tsl":

tsh	tsl	<Tb>
0	00	RESERVED
0	01	H
0	1x	S
1	xx	D

<const> Is the immediate shift amount, in the range 1 to number of bits per element, encoded in "tsh:tsl:imm3".

Operation

```
CheckSVEEnabled();  
constant integer VL = CurrentVL;  
constant integer elements = VL DIV (2 * esize);  
constant bits(VL) operand = Z[n, VL];  
bits(VL) result = Z[d, VL];  
for e = 0 to elements-1  
    constant bits(2*esize) element = Elem[operand, e, 2*esize];  
    constant integer res = UInt(element) >> shift;  
    Elem[result, 2*e + 1, esize] = res<esize-1:0>;  
  
Z[d, VL] = result;
```

Operational information

If PSTATE.DIT is 1:

- The execution time of this instruction is independent of:
 - The values of the data supplied in any of its registers.
 - The values of the NZCV flags.
- The response of this instruction to asynchronous exceptions does not vary based on:
 - The values of the data supplied in any of its registers.
 - The values of the NZCV flags.

Internal version only: aarchmrs v2025-03_rel, pseudocode v2025-03_rel ; Build timestamp: 2025-03-21T17:41

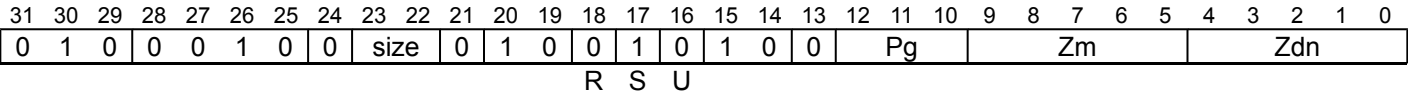
Copyright © 2010-2025 Arm Limited or its affiliates. All rights reserved. This document is Non-Confidential.

SHSUB

Signed halving subtract

Subtract active signed elements of the second source vector from corresponding signed elements of the first source vector, shift right one bit, and destructively place the results in the corresponding elements of the first source vector. Inactive elements in the destination vector register remain unmodified.

SVE2 (FEAT_SVE2 || FEAT_SME)



Encoding

SHSUB <Zdn>.<T>, <Pg>/M, <Zdn>.<T>, <Zm>.<T>

Decode for this encoding

```
if !IsFeatureImplemented(FEAT_SVE2) && !IsFeatureImplemented(FEAT_SME) then
    EndOfDecode(Decode_UNDEF);
constant integer esize = 8 << UInt(size);
constant integer g = UInt(Pg);
constant integer dn = UInt(Zdn);
constant integer m = UInt(Zm);
```

Assembler Symbols

<Zdn> Is the name of the first source and destination scalable vector register, encoded in the "Zdn" field.

<T> Is the size specifier, encoded in "size":

size	<T>
00	B
01	H
10	S
11	D

<Pg> Is the name of the governing scalable predicate register P0-P7, encoded in the "Pg" field.

<Zm> Is the name of the second source scalable vector register, encoded in the "Zm" field.

Operation

```
CheckSVEEnabled();
constant integer VL = CurrentVL;
constant integer PL = VL DIV 8;
constant integer elements = VL DIV esize;
constant bits(PL) mask = P[g, PL];
constant bits(VL) operand1 = Z[dn, VL];
constant bits(VL) operand2 = if AnyActiveElement(mask, esize) then Z[m, VL] else Zeros(VL);
bits(VL) result;

for e = 0 to elements-1
    constant integer element1 = SInt(Elem[operand1, e, esize]);
    constant integer element2 = SInt(Elem[operand2, e, esize]);
    if ActivePredicateElement(mask, e, esize) then
        constant integer res = (element1 - element2) >> 1;
        Elem[result, e, esize] = res<esize-1:0>;
    else
        Elem[result, e, esize] = Elem[operand1, e, esize];

Z[dn, VL] = result;
```

Operational information

If PSTATE.DIT is 1:

- The execution time of this instruction is independent of:
 - The values of the data supplied in any of its operand registers when its governing predicate register contains the same value for each execution.
 - The values of the NZCV flags.
- The response of this instruction to asynchronous exceptions does not vary based on:
 - The values of the data supplied in any of its operand registers when its governing predicate register contains the same value for each execution.
 - The values of the NZCV flags.

This instruction might be immediately preceded in program order by a MOVPRFX instruction. The MOVPRFX must conform to all of the following requirements, otherwise the behavior of the MOVPRFX and this instruction is CONSTRAINED UNPREDICTABLE:

- The MOVPRFX can be predicated or unpredicated.
- A predicated MOVPRFX must use the same governing predicate register as this instruction.
- A predicated MOVPRFX must use the larger of the destination element size and first source element size in the preferred disassembly of this instruction.
- The MOVPRFX must specify the same destination register as this instruction.
- The destination register must not refer to architectural register state referenced by any other source operand register of this instruction.

Internal version only: aarchmrs v2025-03_rel, pseudocode v2025-03_rel ; Build timestamp: 2025-03-21T17:41

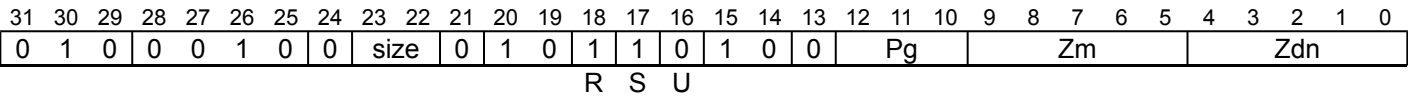
Copyright © 2010-2025 Arm Limited or its affiliates. All rights reserved. This document is Non-Confidential.

SHSUBR

Signed halving subtract reversed vectors

Subtract active signed elements of the first source vector from corresponding signed elements of the second source vector, shift right one bit, and destructively place the results in the corresponding elements of the first source vector. Inactive elements in the destination vector register remain unmodified.

SVE2 (FEAT_SVE2 || FEAT_SME)



Encoding

SHSUBR <Zdn>.<T>, <Pg>/M, <Zdn>.<T>, <Zm>.<T>

Decode for this encoding

```
if !IsFeatureImplemented(FEAT_SVE2) && !IsFeatureImplemented(FEAT_SME) then
    EndOfDecode(Decode_UNDEF);
constant integer esize = 8 << UInt(size);
constant integer g = UInt(Pg);
constant integer dn = UInt(Zdn);
constant integer m = UInt(Zm);
```

Assembler Symbols

<Zdn> Is the name of the first source and destination scalable vector register, encoded in the "Zdn" field.

<T> Is the size specifier, encoded in "size":

size	<T>
00	B
01	H
10	S
11	D

<Pg> Is the name of the governing scalable predicate register P0-P7, encoded in the "Pg" field.

<Zm> Is the name of the second source scalable vector register, encoded in the "Zm" field.

Operation

```
CheckSVEEnabled();
constant integer VL = CurrentVL;
constant integer PL = VL DIV 8;
constant integer elements = VL DIV esize;
constant bits(PL) mask = P[g, PL];
constant bits(VL) operand1 = Z[dn, VL];
constant bits(VL) operand2 = if AnyActiveElement(mask, esize) then Z[m, VL] else Zeros(VL);
bits(VL) result;

for e = 0 to elements-1
    constant integer element1 = SInt(Elem[operand1, e, esize]);
    constant integer element2 = SInt(Elem[operand2, e, esize]);
    if ActivePredicateElement(mask, e, esize) then
        constant integer res = (element2 - element1) >> 1;
        Elem[result, e, esize] = res<esize-1:0>;
    else
        Elem[result, e, esize] = Elem[operand1, e, esize];

Z[dn, VL] = result;
```

Operational information

If PSTATE.DIT is 1:

- The execution time of this instruction is independent of:
 - The values of the data supplied in any of its operand registers when its governing predicate register contains the same value for each execution.
 - The values of the NZCV flags.
- The response of this instruction to asynchronous exceptions does not vary based on:
 - The values of the data supplied in any of its operand registers when its governing predicate register contains the same value for each execution.
 - The values of the NZCV flags.

This instruction might be immediately preceded in program order by a MOVPRFX instruction. The MOVPRFX must conform to all of the following requirements, otherwise the behavior of the MOVPRFX and this instruction is CONSTRAINED UNPREDICTABLE:

- The MOVPRFX can be predicated or unpredicated.
- A predicated MOVPRFX must use the same governing predicate register as this instruction.
- A predicated MOVPRFX must use the larger of the destination element size and first source element size in the preferred disassembly of this instruction.
- The MOVPRFX must specify the same destination register as this instruction.
- The destination register must not refer to architectural register state referenced by any other source operand register of this instruction.

Internal version only: aarchmrs v2025-03_rel, pseudocode v2025-03_rel ; Build timestamp: 2025-03-21T17:41

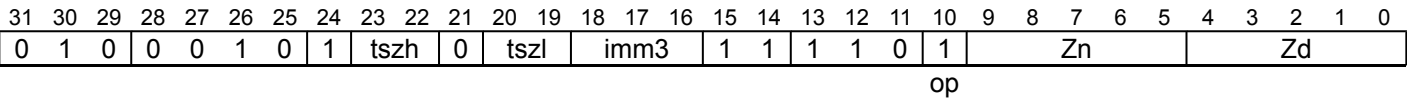
Copyright © 2010-2025 Arm Limited or its affiliates. All rights reserved. This document is Non-Confidential.

SLI

Shift left and insert (immediate)

Shift each source vector element left by an immediate value, and insert the result into the corresponding vector element in the destination vector register, merging the shifted bits from each source element with existing bits in each destination vector element. The immediate shift amount is an unsigned value in the range 0 to number of bits per element minus 1. This instruction is unpredicated.

SVE2
(FEAT_SVE2 || FEAT_SME)



Encoding

```
SLI <Zd>.<T>, <Zn>.<T>, #<const>
```

Decode for this encoding

```
if !IsFeatureImplemented(FEAT_SVE2) && !IsFeatureImplemented(FEAT_SME) then
    EndOfDecode(Decode_UNDEF);
constant bits(4) tsize = tszh:tszl;
if tsize == '0000' then EndOfDecode(Decode_UNDEF);
constant integer esize = 8 << HighestSetBit(tsize);
constant integer n = UInt(Zn);
constant integer d = UInt(Zd);
constant integer shift = UInt(tsize:imm3) - esize;
```

Assembler Symbols

<Zd> Is the name of the destination scalable vector register, encoded in the "Zd" field.

<T> Is the size specifier, encoded in “tszh:tszl”:

tszh	tszl	<T>
00	00	RESERVED
00	01	B
00	1x	H
01	xx	S
1x	xx	D

<Zn> Is the name of the source scalable vector register, encoded in the "Zn" field.

<const> Is the immediate shift amount, in the range 0 to number of bits per element minus 1, encoded in "tszh:tszl:imm3".

Operation

```
CheckSVEEnabled();
constant integer VL = CurrentVL;
constant integer elements = VL DIV esize;
constant bits(VL) operand = Z[n, VL];
bits(VL) result = Z[d, VL];

for e = 0 to elements-1
    constant bits(esize) element1 = Elem[result, e, esize];
    constant bits(esize) element2 = Elem[operand, e, esize];
    constant bits(esize) mask = LSL(Ones(esize), shift);
    constant bits(esize) shiftedval = LSL(element2, shift);
    Elem[result, e, esize] = (element1 AND (NOT mask)) OR shiftedval;

Z[d, VL] = result;
```

Operational information

If PSTATE.DIT is 1:

- The execution time of this instruction is independent of:
 - The values of the data supplied in any of its registers.
 - The values of the NZCV flags.
- The response of this instruction to asynchronous exceptions does not vary based on:
 - The values of the data supplied in any of its registers.
 - The values of the NZCV flags.

Internal version only: aarchmrs v2025-03_rel, pseudocode v2025-03_rel ; Build timestamp: 2025-03-21T17:41

Copyright © 2010-2025 Arm Limited or its affiliates. All rights reserved. This document is Non-Confidential.

SM4E

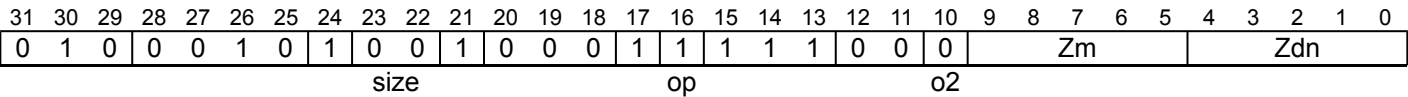
SM4 encryption and decryption

The SM4E instruction reads 16 bytes of input data from each 128-bit segment of the first source vector, together with four iterations of 32-bit round keys from the corresponding 128-bit segments of the second source vector. Each block of data is encrypted by four rounds in accordance with the SM4 standard, and destructively placed in the corresponding segments of the first source vector. This instruction is unpredicated.

ID_AA64ZFR0_EL1.SM4 indicates whether this instruction is implemented.

This instruction is illegal when executed in Streaming SVE mode, unless FEAT_SME_FA64 is implemented and enabled.

SVE2 (FEAT_SVE_SM4)



Encoding

SM4E <Zdn>.S, <Zdn>.S, <Zm>.S

Decode for this encoding

```
if !IsFeatureImplemented(FEAT_SVE_SM4) then EndOfDecode(Decode_UNDEF);
constant integer m = UInt(Zm);
constant integer dn = UInt(Zdn);
```

Assembler Symbols

- <Zdn> Is the name of the first source and destination scalable vector register, encoded in the "Zdn" field.
- <Zm> Is the name of the second source scalable vector register, encoded in the "Zm" field.

Operation

```
CheckNonStreamingSVEEnabled();
constant integer VL = CurrentVL;
constant integer segments = VL DIV 128;
constant bits(VL) operand1 = Z[dn, VL];
constant bits(VL) operand2 = Z[m, VL];
bits(VL) result;

for s = 0 to segments-1
    constant bits(128) key = Elem[operand2, s, 128];
    bits(32) intval;
    bits(128) roundresult = Elem[operand1, s, 128];
    bits(32) roundkey;

    for index = 0 to 3
        roundkey = Elem[key, index, 32];
        intval = roundresult<127:96> EOR roundresult<95:64> EOR roundresult<63:32> EOR roundkey;

        for i = 0 to 3
            Elem[intval, i, 8] = Sbox(Elem[intval, i, 8]);

        intval = (intval EOR
            ROL(intval, 2) EOR
            ROL(intval, 10) EOR
            ROL(intval, 18) EOR
            ROL(intval, 24));
        intval = intval EOR roundresult<31:0>;

        roundresult<31:0> = roundresult<63:32>;
        roundresult<63:32> = roundresult<95:64>;
        roundresult<95:64> = roundresult<127:96>;
        roundresult<127:96> = intval;

    Elem[result, s, 128] = roundresult;

Z[dn, VL] = result;
```

Operational information

If PSTATE.DIT is 1:

- The execution time of this instruction is independent of:
 - The values of the data supplied in any of its registers.
 - The values of the NZCV flags.
- The response of this instruction to asynchronous exceptions does not vary based on:
 - The values of the data supplied in any of its registers.
 - The values of the NZCV flags.

Internal version only: aarchmrs v2025-03_rel, pseudocode v2025-03_rel ; Build timestamp: 2025-03-21T17:41

Copyright © 2010-2025 Arm Limited or its affiliates. All rights reserved. This document is Non-Confidential.

SM4EKEY

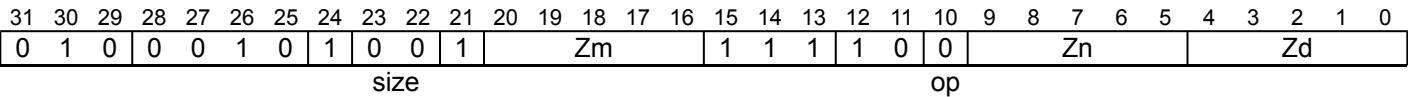
SM4 key updates

The SM4EKEY instruction reads four rounds of 32-bit input key values from each 128-bit segment of the first source vector, along with four rounds of 32-bit constants from the corresponding 128-bit segment of the second source vector. The four rounds of output key values are derived in accordance with the SM4 standard, and placed in the corresponding segments of the destination vector. This instruction is unpredicated.

ID_AA64ZFR0_EL1.SM4 indicates whether this instruction is implemented.

This instruction is illegal when executed in Streaming SVE mode, unless FEAT_SME_FA64 is implemented and enabled.

SVE2 (FEAT_SVE_SM4)



Encoding

SM4EKEY <Zd>.S, <Zn>.S, <Zm>.S

Decode for this encoding

```
if !IsFeatureImplemented(FEAT_SVE_SM4) then EndOfDecode(Decode_UNDEF);
constant integer n = UInt(Zn);
constant integer m = UInt(Zm);
constant integer d = UInt(Zd);
```

Assembler Symbols

- <Zd> Is the name of the destination scalable vector register, encoded in the "Zd" field.
- <Zn> Is the name of the first source scalable vector register, encoded in the "Zn" field.
- <Zm> Is the name of the second source scalable vector register, encoded in the "Zm" field.

Operation

```
CheckNonStreamingSVEEnabled();
constant integer VL = CurrentVL;
constant integer segments = VL DIV 128;
constant bits(VL) operand1 = Z[n, VL];
constant bits(VL) operand2 = Z[m, VL];
bits(VL) result;

for s = 0 to segments-1
    constant bits(128) source = Elem[operand2, s, 128];
    bits(32) intval;
    bits(32) const;
    bits(128) roundresult = Elem[operand1, s, 128];

    for index = 0 to 3
        const = Elem[source, index, 32];
        intval = roundresult<127:96> EOR roundresult<95:64> EOR roundresult<63:32> EOR const;
        for i = 0 to 3
            Elem[intval, i, 8] = Sbox(Elem[intval, i, 8]);

        intval = intval EOR ROL(intval, 13) EOR ROL(intval, 23);
        intval = intval EOR roundresult<31:0>;

        roundresult<31:0> = roundresult<63:32>;
        roundresult<63:32> = roundresult<95:64>;
        roundresult<95:64> = roundresult<127:96>;
        roundresult<127:96> = intval;

    Elem[result, s, 128] = roundresult;

Z[d, VL] = result;
```

Operational information

If PSTATE.DIT is 1:

- The execution time of this instruction is independent of:
 - The values of the data supplied in any of its registers.
 - The values of the NZCV flags.
- The response of this instruction to asynchronous exceptions does not vary based on:
 - The values of the data supplied in any of its registers.
 - The values of the NZCV flags.

Internal version only: aarchmrs v2025-03_rel, pseudocode v2025-03_rel ; Build timestamp: 2025-03-21T17:41

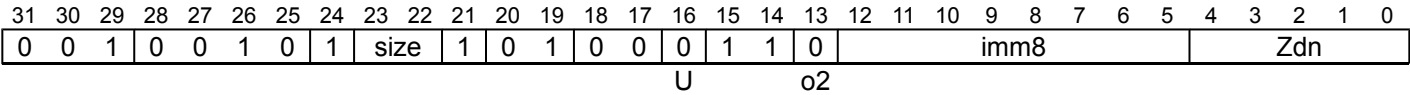
Copyright © 2010-2025 Arm Limited or its affiliates. All rights reserved. This document is Non-Confidential.

SMAX (immediate)

Signed maximum with immediate (unpredicated)

Determine the signed maximum of an immediate and each element of the source vector, and destructively place the results in the corresponding elements of the source vector. The immediate is a signed 8-bit value in the range -128 to +127, inclusive. This instruction is unpredicated.

SVE (FEAT_SVE || FEAT_SME)



Encoding

SMAX <Zdn>.<T>, <Zdn>.<T>, #<imm>

Decode for this encoding

```
if !IsFeatureImplemented(FEAT_SVE) && !IsFeatureImplemented(FEAT_SME) then
    EndOfDecode(Decode_UNDEF);
constant integer esize = 8 << UInt(size);
constant integer dn = UInt(Zdn);
constant boolean unsigned = FALSE;
constant integer imm = Int(imm8, unsigned);
```

Assembler Symbols

<Zdn> Is the name of the source and destination scalable vector register, encoded in the "Zdn" field.

<T> Is the size specifier, encoded in "size":

size	<T>
00	B
01	H
10	S
11	D

<imm> Is the signed immediate operand, in the range -128 to 127, encoded in the "imm8" field.

Operation

```
CheckSVEEnabled();
constant integer VL = CurrentVL;
constant integer elements = VL DIV esize;
constant bits(VL) operand1 = Z[dn, VL];
bits(VL) result;

for e = 0 to elements-1
    constant integer element1 = Int(Elem[operand1, e, esize], unsigned);
    Elem[result, e, esize] = Max(element1, imm<esize-1:0>);
Z[dn, VL] = result;
```

Operational information

- If PSTATE.DIT is 1:
- The execution time of this instruction is independent of:
 - The values of the data supplied in any of its registers.
 - The values of the NZCV flags.

- The response of this instruction to asynchronous exceptions does not vary based on:
 - The values of the data supplied in any of its registers.
 - The values of the NZCV flags.

This instruction might be immediately preceded in program order by a `MOVPRFX` instruction. The `MOVPRFX` must conform to all of the following requirements, otherwise the behavior of the `MOVPRFX` and this instruction is **CONSTRAINED UNPREDICTABLE**:

- The `MOVPRFX` must be unpredicated.
- The `MOVPRFX` must specify the same destination register as this instruction.
- The destination register must not refer to architectural register state referenced by any other source operand register of this instruction.

Internal version only: aarchmrs v2025-03_rel, pseudocode v2025-03_rel ; Build timestamp: 2025-03-21T17:41

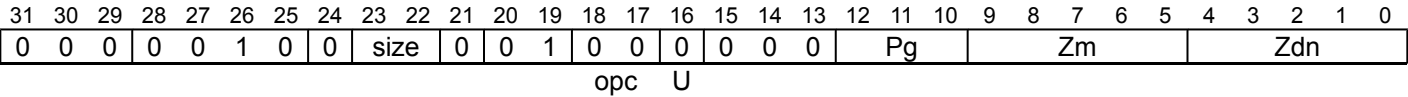
Copyright © 2010-2025 Arm Limited or its affiliates. All rights reserved. This document is Non-Confidential.

SMAX (vectors)

Signed maximum vectors (predicated)

Determine the signed maximum of active elements of the second source vector and corresponding elements of the first source vector and destructively place the results in the corresponding elements of the first source vector. Inactive elements in the destination vector register remain unmodified.

SVE (FEAT_SVE || FEAT_SME)



Encoding

SMAX <Zdn>.<T>, <Pg>/M, <Zdn>.<T>, <Zm>.<T>

Decode for this encoding

```
if !IsFeatureImplemented(FEAT_SVE) && !IsFeatureImplemented(FEAT_SME) then
    EndOfDecode(Decode_UNDEF);
constant integer esize = 8 << UInt(size);
constant integer g = UInt(Pg);
constant integer dn = UInt(Zdn);
constant integer m = UInt(Zm);
```

Assembler Symbols

<Zdn> Is the name of the first source and destination scalable vector register, encoded in the "Zdn" field.

<T> Is the size specifier, encoded in "size":

size	<T>
00	B
01	H
10	S
11	D

<Pg> Is the name of the governing scalable predicate register P0-P7, encoded in the "Pg" field.

<Zm> Is the name of the second source scalable vector register, encoded in the "Zm" field.

Operation

```
CheckSVEEnabled();
constant integer VL = CurrentVL;
constant integer PL = VL DIV 8;
constant integer elements = VL DIV esize;
constant bits(PL) mask = P[g, PL];
constant bits(VL) operand1 = Z[dn, VL];
constant bits(VL) operand2 = if AnyActiveElement(mask, esize) then Z[m, VL] else Zeros(VL);
bits(VL) result;

for e = 0 to elements-1
    constant integer element1 = SInt(Elem[operand1, e, esize]);
    constant integer element2 = SInt(Elem[operand2, e, esize]);
    if ActivePredicateElement(mask, e, esize) then
        constant integer maximum = Max(element1, element2);
        Elem[result, e, esize] = maximum<esize-1:0>;
    else
        Elem[result, e, esize] = Elem[operand1, e, esize];

Z[dn, VL] = result;
```

Operational information

If PSTATE.DIT is 1:

- The execution time of this instruction is independent of:
 - The values of the data supplied in any of its operand registers when its governing predicate register contains the same value for each execution.
 - The values of the NZCV flags.
- The response of this instruction to asynchronous exceptions does not vary based on:
 - The values of the data supplied in any of its operand registers when its governing predicate register contains the same value for each execution.
 - The values of the NZCV flags.

This instruction might be immediately preceded in program order by a MOVPRFX instruction. The MOVPRFX must conform to all of the following requirements, otherwise the behavior of the MOVPRFX and this instruction is CONSTRAINED UNPREDICTABLE:

- The MOVPRFX can be predicated or unpredicated.
- A predicated MOVPRFX must use the same governing predicate register as this instruction.
- A predicated MOVPRFX must use the larger of the destination element size and first source element size in the preferred disassembly of this instruction.
- The MOVPRFX must specify the same destination register as this instruction.
- The destination register must not refer to architectural register state referenced by any other source operand register of this instruction.

Internal version only: aarchmrs v2025-03_rel, pseudocode v2025-03_rel ; Build timestamp: 2025-03-21T17:41

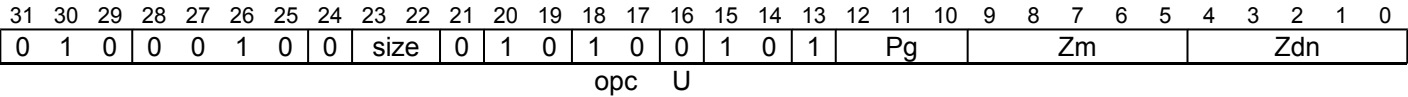
Copyright © 2010-2025 Arm Limited or its affiliates. All rights reserved. This document is Non-Confidential.

SMAXP

Signed maximum pairwise

Compute the maximum value of each pair of adjacent signed integer elements within each source vector, and interleave the results from corresponding lanes. The interleaved result values are destructively placed in the first source vector.

SVE2
(FEAT_SVE2 || FEAT_SME)



Encoding

SMAXP <Zdn>.<T>, <Pg>/M, <Zdn>.<T>, <Zm>.<T>

Decode for this encoding

```
if !IsFeatureImplemented(FEAT_SVE2) && !IsFeatureImplemented(FEAT_SME) then
    EndOfDecode(Decode_UNDEF);
constant integer esize = 8 << UInt(size);
constant integer g = UInt(Pg);
constant integer m = UInt(Zm);
constant integer dn = UInt(Zdn);
```

Assembler Symbols

<Zdn> Is the name of the first source and destination scalable vector register, encoded in the "Zdn" field.

<T> Is the size specifier, encoded in "size":

size	<T>
00	B
01	H
10	S
11	D

<Pg> Is the name of the governing scalable predicate register P0-P7, encoded in the "Pg" field.

<Zm> Is the name of the second source scalable vector register, encoded in the "Zm" field.

Operation

```
CheckSVEEnabled();
constant integer VL = CurrentVL;
constant integer PL = VL DIV 8;
constant integer elements = VL DIV esize;
constant bits(PL) mask = P[g, PL];
constant bits(VL) operand1 = Z[dn, VL];
constant bits(VL) operand2 = if AnyActiveElement(mask, esize) then Z[m, VL] else Zeros(VL);
bits(VL) result;
integer element1;
integer element2;

for e = 0 to elements-1
    if !ActivePredicateElement(mask, e, esize) then
        Elem[result, e, esize] = Elem[operand1, e, esize];
    else
        if IsEven(e) then
            element1 = SInt(Elem[operand1, e + 0, esize]);
            element2 = SInt(Elem[operand1, e + 1, esize]);
        else
            element1 = SInt(Elem[operand2, e - 1, esize]);
            element2 = SInt(Elem[operand2, e + 0, esize]);
        constant integer res = Max(element1, element2);
        Elem[result, e, esize] = res<esize-1:0>;

Z[dn, VL] = result;
```

Operational information

If PSTATE.DIT is 1:

- The execution time of this instruction is independent of:
 - The values of the data supplied in any of its operand registers when its governing predicate register contains the same value for each execution.
 - The values of the NZCV flags.
- The response of this instruction to asynchronous exceptions does not vary based on:
 - The values of the data supplied in any of its operand registers when its governing predicate register contains the same value for each execution.
 - The values of the NZCV flags.

This instruction might be immediately preceded in program order by a MOVPRFX instruction. The MOVPRFX must conform to all of the following requirements, otherwise the behavior of the MOVPRFX and this instruction is CONSTRAINED UNPREDICTABLE:

- The MOVPRFX must be unpredicated.
- The MOVPRFX must specify the same destination register as this instruction.
- The destination register must not refer to architectural register state referenced by any other source operand register of this instruction.

Internal version only: aarchmrs v2025-03_rel, pseudocode v2025-03_rel ; Build timestamp: 2025-03-21T17:41

Copyright © 2010-2025 Arm Limited or its affiliates. All rights reserved. This document is Non-Confidential.

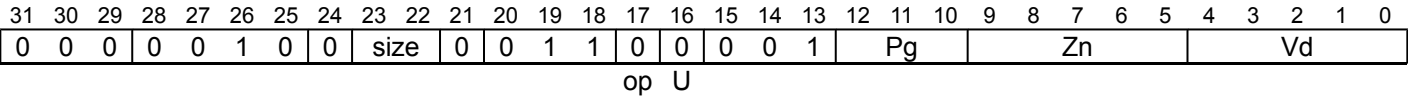
SMAXQV

Signed maximum reduction of quadword vector segments

Signed maximum of the same element numbers from each 128-bit source vector segment, placing each result into the corresponding element number of the 128-bit SIMD&FP destination register. Inactive elements in the source vector are treated as the minimum signed integer for the element size.

SVE2

(FEAT_SVE2p1 || FEAT_SME2p1)



Encoding

SMAXQV <Vd>.<T>, <Pg>, <Zn>.<Tb>

Decode for this encoding

```
if !IsFeatureImplemented(FEAT_SVE2p1) && !IsFeatureImplemented(FEAT_SME2p1) then
    EndOfDecode(Decode_UNDEF);
constant integer esize = 8 << UInt(size);
constant integer g = UInt(Pg);
constant integer n = UInt(Zn);
constant integer d = UInt(Vd);
constant boolean unsigned = FALSE;
```

Assembler Symbols

<Vd> Is the name of the destination SIMD&FP register, encoded in the "Vd" field.

<T> Is an arrangement specifier, encoded in “size”:

size	<T>
00	16B
01	8H
10	4S
11	2D

<Pg> Is the name of the governing scalable predicate register P0-P7, encoded in the "Pg" field.

<Zn> Is the name of the source scalable vector register, encoded in the "Zn" field.

<Tb> Is the size specifier, encoded in “size”:

size	<Tb>
00	B
01	H
10	S
11	D

Operation

```
CheckSVEEnabled();
constant integer VL = CurrentVL;
constant integer PL = VL DIV 8;
constant integer segments = VL DIV 128;
constant integer elemperssegment = 128 DIV esize;
constant bits(PL) mask = P[g, PL];
constant bits(VL) operand = if AnyActiveElement(mask, esize) then Z[n, VL] else Zeros(VL);
bits(128) result = Zeros(128);
bits(128) stmp = Zeros(128);

integer dtmp;

for e = 0 to elemperssegment-1
    dtmp = if unsigned then 0 else -(2^(esize-1));
    for s = 0 to segments-1
        if ActivePredicateElement(mask, s * elemperssegment + e, esize) then
            stmp = Elem[operand, s, 128];
            dtmp = Max(dtmp, SInt(Elem[stmp, e, esize]));
        Elem[result, e, esize] = dtmp<esize-1:0>;

V[d, 128] = result;
```

Operational information

If PSTATE.DIT is 1:

- The execution time of this instruction is independent of:
 - The values of the data supplied in any of its operand registers when its governing predicate register contains the same value for each execution.
 - The values of the NZCV flags.
- The response of this instruction to asynchronous exceptions does not vary based on:
 - The values of the data supplied in any of its operand registers when its governing predicate register contains the same value for each execution.
 - The values of the NZCV flags.

Internal version only: aarchmrs v2025-03_rel, pseudocode v2025-03_rel ; Build timestamp: 2025-03-21T17:41

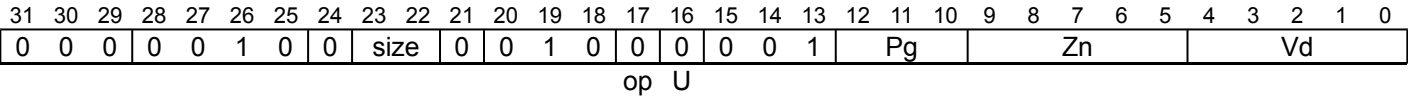
Copyright © 2010-2025 Arm Limited or its affiliates. All rights reserved. This document is Non-Confidential.

SMAXV

Signed maximum reduction to scalar

Signed maximum horizontally across all lanes of a vector, and place the result in the SIMD&FP scalar destination register. Inactive elements in the source vector are treated as the minimum signed integer for the element size.

SVE
(FEAT_SVE || FEAT_SME)



Encoding

SMAXV <V><d>, <Pg>, <Zn>.<T>

Decode for this encoding

```
if !IsFeatureImplemented(FEAT_SVE) && !IsFeatureImplemented(FEAT_SME) then
    EndOfDecode(Decode_UNDEF);
constant integer esize = 8 << UInt(size);
constant integer g = UInt(Pg);
constant integer n = UInt(Zn);
constant integer d = UInt(Vd);
constant boolean unsigned = FALSE;
```

Assembler Symbols

<V> Is a width specifier, encoded in "size":

size	<V>
00	B
01	H
10	S
11	D

<d> Is the number [0-31] of the destination SIMD&FP register, encoded in the "Vd" field.

<Pg> Is the name of the governing scalable predicate register P0-P7, encoded in the "Pg" field.

<Zn> Is the name of the source scalable vector register, encoded in the "Zn" field.

<T> Is the size specifier, encoded in "size":

size	<T>
00	B
01	H
10	S
11	D

Operation

```
CheckSVEEnabled();
constant integer VL = CurrentVL;
constant integer PL = VL DIV 8;
constant integer elements = VL DIV esize;
constant bits(PL) mask = P[g, PL];
constant bits(VL) operand = if AnyActiveElement(mask, esize) then Z[n, VL] else Zeros(VL);
integer maximum = if unsigned then 0 else -(2^(esize-1));

for e = 0 to elements-1
    if ActivePredicateElement(mask, e, esize) then
        constant integer element = Int(Elem[operand, e, esize], unsigned);
        maximum = Max(maximum, element);

V[d, esize] = maximum<esize-1:0>;
```

Operational information

If PSTATE.DIT is 1:

- The execution time of this instruction is independent of:
 - The values of the data supplied in any of its operand registers when its governing predicate register contains the same value for each execution.
 - The values of the NZCV flags.
- The response of this instruction to asynchronous exceptions does not vary based on:
 - The values of the data supplied in any of its operand registers when its governing predicate register contains the same value for each execution.
 - The values of the NZCV flags.

Internal version only: aarchmrs v2025-03_rel, pseudocode v2025-03_rel ; Build timestamp: 2025-03-21T17:41

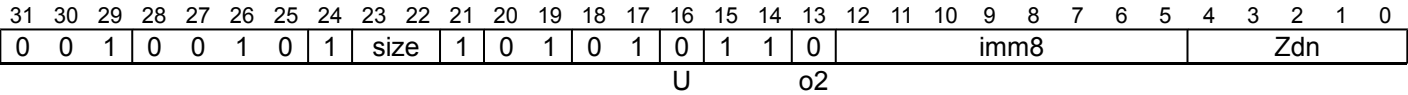
Copyright © 2010-2025 Arm Limited or its affiliates. All rights reserved. This document is Non-Confidential.

SMIN (immediate)

Signed minimum with immediate (unpredicated)

Determine the signed minimum of an immediate and each element of the source vector, and destructively place the results in the corresponding elements of the source vector. The immediate is a signed 8-bit value in the range -128 to +127, inclusive. This instruction is unpredicated.

SVE (FEAT_SVE || FEAT_SME)



Encoding

SMIN <Zdn>.<T>, <Zdn>.<T>, #<imm>

Decode for this encoding

```
if !IsFeatureImplemented(FEAT_SVE) && !IsFeatureImplemented(FEAT_SME) then
    EndOfDecode(Decode_UNDEF);
constant integer esize = 8 << UInt(size);
constant integer dn = UInt(Zdn);
constant boolean unsigned = FALSE;
constant integer imm = Int(imm8, unsigned);
```

Assembler Symbols

<Zdn> Is the name of the source and destination scalable vector register, encoded in the "Zdn" field.

<T> Is the size specifier, encoded in "size":

size	<T>
00	B
01	H
10	S
11	D

<imm> Is the signed immediate operand, in the range -128 to 127, encoded in the "imm8" field.

Operation

```
CheckSVEEnabled();
constant integer VL = CurrentVL;
constant integer elements = VL DIV esize;
constant bits(VL) operand1 = Z[dn, VL];
bits(VL) result;

for e = 0 to elements-1
    constant integer element1 = Int(Elem[operand1, e, esize], unsigned);
    Elem[result, e, esize] = Min(element1, imm<esize-1:0>);

Z[dn, VL] = result;
```

Operational information

- If PSTATE.DIT is 1:
- The execution time of this instruction is independent of:
 - The values of the data supplied in any of its registers.
 - The values of the NZCV flags.

- The response of this instruction to asynchronous exceptions does not vary based on:
 - The values of the data supplied in any of its registers.
 - The values of the NZCV flags.

This instruction might be immediately preceded in program order by a `MOVPRFX` instruction. The `MOVPRFX` must conform to all of the following requirements, otherwise the behavior of the `MOVPRFX` and this instruction is **CONSTRAINED UNPREDICTABLE**:

- The `MOVPRFX` must be unpredicated.
- The `MOVPRFX` must specify the same destination register as this instruction.
- The destination register must not refer to architectural register state referenced by any other source operand register of this instruction.

Internal version only: aarchmrs v2025-03_rel, pseudocode v2025-03_rel ; Build timestamp: 2025-03-21T17:41

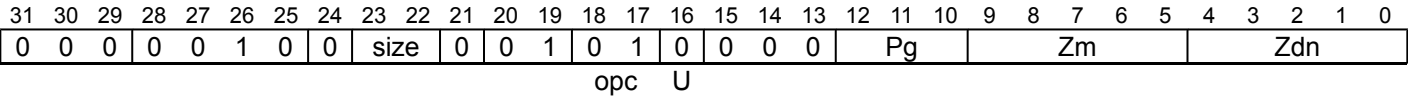
Copyright © 2010-2025 Arm Limited or its affiliates. All rights reserved. This document is Non-Confidential.

SMIN (vectors)

Signed minimum vectors (predicated)

Determine the signed minimum of active elements of the second source vector and corresponding elements of the first source vector and destructively place the results in the corresponding elements of the first source vector. Inactive elements in the destination vector register remain unmodified.

SVE
(FEAT_SVE || FEAT_SME)



Encoding

SMIN <Zdn>.<T>, <Pg>/M, <Zdn>.<T>, <Zm>.<T>

Decode for this encoding

```
if !IsFeatureImplemented(FEAT_SVE) && !IsFeatureImplemented(FEAT_SME) then
    EndOfDecode(Decode_UNDEF);
constant integer esize = 8 << UInt(size);
constant integer g = UInt(Pg);
constant integer dn = UInt(Zdn);
constant integer m = UInt(Zm);
```

Assembler Symbols

<Zdn> Is the name of the first source and destination scalable vector register, encoded in the "Zdn" field.

<T> Is the size specifier, encoded in "size":

size	<T>
00	B
01	H
10	S
11	D

<Pg> Is the name of the governing scalable predicate register P0-P7, encoded in the "Pg" field.

<Zm> Is the name of the second source scalable vector register, encoded in the "Zm" field.

Operation

```
CheckSVEEnabled();
constant integer VL = CurrentVL;
constant integer PL = VL DIV 8;
constant integer elements = VL DIV esize;
constant bits(PL) mask = P[g, PL];
constant bits(VL) operand1 = Z[dn, VL];
constant bits(VL) operand2 = if AnyActiveElement(mask, esize) then Z[m, VL] else Zeros(VL);
bits(VL) result;

for e = 0 to elements-1
    constant integer element1 = SInt(Elem[operand1, e, esize]);
    constant integer element2 = SInt(Elem[operand2, e, esize]);
    if ActivePredicateElement(mask, e, esize) then
        constant integer minimum = Min(element1, element2);
        Elem[result, e, esize] = minimum<esize-1:0>;
    else
        Elem[result, e, esize] = Elem[operand1, e, esize];

Z[dn, VL] = result;
```

Operational information

If PSTATE.DIT is 1:

- The execution time of this instruction is independent of:
 - The values of the data supplied in any of its operand registers when its governing predicate register contains the same value for each execution.
 - The values of the NZCV flags.
- The response of this instruction to asynchronous exceptions does not vary based on:
 - The values of the data supplied in any of its operand registers when its governing predicate register contains the same value for each execution.
 - The values of the NZCV flags.

This instruction might be immediately preceded in program order by a MOVPRFX instruction. The MOVPRFX must conform to all of the following requirements, otherwise the behavior of the MOVPRFX and this instruction is CONSTRAINED UNPREDICTABLE:

- The MOVPRFX can be predicated or unpredicated.
- A predicated MOVPRFX must use the same governing predicate register as this instruction.
- A predicated MOVPRFX must use the larger of the destination element size and first source element size in the preferred disassembly of this instruction.
- The MOVPRFX must specify the same destination register as this instruction.
- The destination register must not refer to architectural register state referenced by any other source operand register of this instruction.

Internal version only: aarchmrs v2025-03_rel, pseudocode v2025-03_rel ; Build timestamp: 2025-03-21T17:41

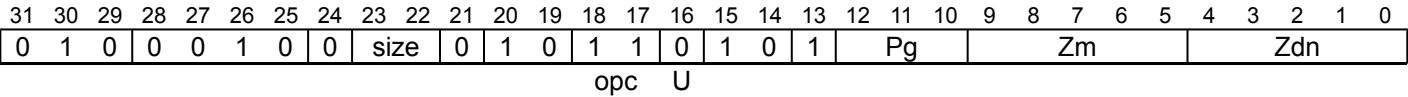
Copyright © 2010-2025 Arm Limited or its affiliates. All rights reserved. This document is Non-Confidential.

SMINP

Signed minimum pairwise

Compute the minimum value of each pair of adjacent signed integer elements within each source vector, and interleave the results from corresponding lanes. The interleaved result values are destructively placed in the first source vector.

SVE2 (FEAT_SVE2 || FEAT_SME)



Encoding

SMINP <Zdn>.<T>, <Pg>/M, <Zdn>.<T>, <Zm>.<T>

Decode for this encoding

```
if !IsFeatureImplemented(FEAT_SVE2) && !IsFeatureImplemented(FEAT_SME) then
    EndOfDecode(Decode_UNDEF);
constant integer esize = 8 << UInt(size);
constant integer g = UInt(Pg);
constant integer m = UInt(Zm);
constant integer dn = UInt(Zdn);
```

Assembler Symbols

<Zdn> Is the name of the first source and destination scalable vector register, encoded in the "Zdn" field.

<T> Is the size specifier, encoded in "size":

size	<T>
00	B
01	H
10	S
11	D

<Pg> Is the name of the governing scalable predicate register P0-P7, encoded in the "Pg" field.

<Zm> Is the name of the second source scalable vector register, encoded in the "Zm" field.

Operation

```
CheckSVEEnabled();
constant integer VL = CurrentVL;
constant integer PL = VL DIV 8;
constant integer elements = VL DIV esize;
constant bits(PL) mask = P[g, PL];
constant bits(VL) operand1 = Z[dn, VL];
constant bits(VL) operand2 = if AnyActiveElement(mask, esize) then Z[m, VL] else Zeros(VL);
bits(VL) result;
integer element1;
integer element2;

for e = 0 to elements-1
    if !ActivePredicateElement(mask, e, esize) then
        Elem[result, e, esize] = Elem[operand1, e, esize];
    else
        if IsEven(e) then
            element1 = SInt(Elem[operand1, e + 0, esize]);
            element2 = SInt(Elem[operand1, e + 1, esize]);
        else
            element1 = SInt(Elem[operand2, e - 1, esize]);
            element2 = SInt(Elem[operand2, e + 0, esize]);
        constant integer res = Min(element1, element2);
        Elem[result, e, esize] = res<esize-1:0>;

Z[dn, VL] = result;
```

Operational information

If PSTATE.DIT is 1:

- The execution time of this instruction is independent of:
 - The values of the data supplied in any of its operand registers when its governing predicate register contains the same value for each execution.
 - The values of the NZCV flags.
- The response of this instruction to asynchronous exceptions does not vary based on:
 - The values of the data supplied in any of its operand registers when its governing predicate register contains the same value for each execution.
 - The values of the NZCV flags.

This instruction might be immediately preceded in program order by a MOVPRFX instruction. The MOVPRFX must conform to all of the following requirements, otherwise the behavior of the MOVPRFX and this instruction is CONSTRAINED UNPREDICTABLE:

- The MOVPRFX must be unpredicated.
- The MOVPRFX must specify the same destination register as this instruction.
- The destination register must not refer to architectural register state referenced by any other source operand register of this instruction.

Internal version only: aarchmrs v2025-03_rel, pseudocode v2025-03_rel ; Build timestamp: 2025-03-21T17:41

Copyright © 2010-2025 Arm Limited or its affiliates. All rights reserved. This document is Non-Confidential.

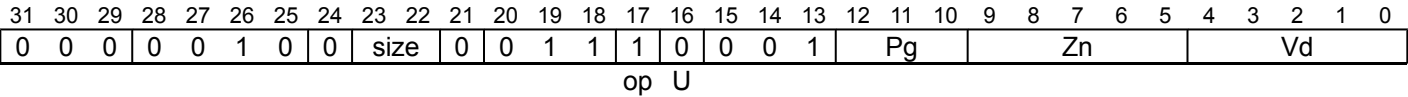
SMINQV

Signed minimum reduction of quadword vector segments

Signed minimum of the same element numbers from each 128-bit source vector segment, placing each result into the corresponding element number of the 128-bit SIMD&FP destination register. Inactive elements in the source vector are treated as the maximum signed integer for the element size.

SVE2

(FEAT_SVE2p1 || FEAT_SME2p1)



Encoding

```
SMINQV <Vd>.<T>, <Pg>, <Zn>.<Tb>
```

Decode for this encoding

```
if !IsFeatureImplemented(FEAT_SVE2p1) && !IsFeatureImplemented(FEAT_SME2p1) then
    EndOfDecode(Decode_UNDEF);
constant integer esize = 8 << UInt(size);
constant integer g = UInt(Pg);
constant integer n = UInt(Zn);
constant integer d = UInt(Vd);
constant boolean unsigned = FALSE;
```

Assembler Symbols

<Vd> Is the name of the destination SIMD&FP register, encoded in the "Vd" field.

<T> Is an arrangement specifier, encoded in “size”:

size	<T>
00	16B
01	8H
10	4S
11	2D

<Pg> Is the name of the governing scalable predicate register P0-P7, encoded in the "Pg" field.

<Zn> Is the name of the source scalable vector register, encoded in the "Zn" field.

<Tb> Is the size specifier, encoded in “size”:

size	<Tb>
00	B
01	H
10	S
11	D

Operation

```
CheckSVEEnabled();
constant integer VL = CurrentVL;
constant integer PL = VL DIV 8;
constant integer segments = VL DIV 128;
constant integer elemperssegment = 128 DIV esize;
constant bits(PL) mask = P[g, PL];
constant bits(VL) operand = if AnyActiveElement(mask, esize) then Z[n, VL] else Zeros(VL);
bits(128) result = Zeros(128);
bits(128) stmp = Zeros(128);

integer dtmp;

for e = 0 to elemperssegment-1
    dtmp = if unsigned then (2^esize - 1) else (2^(esize-1) - 1);
    for s = 0 to segments-1
        if ActivePredicateElement(mask, s * elemperssegment + e, esize) then
            stmp = Elem[operand, s, 128];
            dtmp = Min(dtmp, SInt(Elem[stmp, e, esize]));
        Elem[result, e, esize] = dtmp<esize-1:0>;

V[d, 128] = result;
```

Operational information

If PSTATE.DIT is 1:

- The execution time of this instruction is independent of:
 - The values of the data supplied in any of its operand registers when its governing predicate register contains the same value for each execution.
 - The values of the NZCV flags.
- The response of this instruction to asynchronous exceptions does not vary based on:
 - The values of the data supplied in any of its operand registers when its governing predicate register contains the same value for each execution.
 - The values of the NZCV flags.

Internal version only: aarchmrs v2025-03_rel, pseudocode v2025-03_rel ; Build timestamp: 2025-03-21T17:41

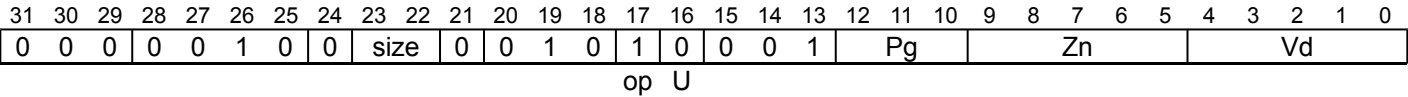
Copyright © 2010-2025 Arm Limited or its affiliates. All rights reserved. This document is Non-Confidential.

SMINV

Signed minimum reduction to scalar

Signed minimum horizontally across all lanes of a vector, and place the result in the SIMD&FP scalar destination register. Inactive elements in the source vector are treated as the maximum signed integer for the element size.

SVE
(FEAT_SVE || FEAT_SME)



Encoding

SMINV <V><d>, <Pg>, <Zn>.<T>

Decode for this encoding

```
if !IsFeatureImplemented(FEAT_SVE) && !IsFeatureImplemented(FEAT_SME) then
    EndOfDecode(Decode_UNDEF);
constant integer esize = 8 << UInt(size);
constant integer g = UInt(Pg);
constant integer n = UInt(Zn);
constant integer d = UInt(Vd);
constant boolean unsigned = FALSE;
```

Assembler Symbols

<V> Is a width specifier, encoded in "size":

size	<V>
00	B
01	H
10	S
11	D

<d> Is the number [0-31] of the destination SIMD&FP register, encoded in the "Vd" field.

<Pg> Is the name of the governing scalable predicate register P0-P7, encoded in the "Pg" field.

<Zn> Is the name of the source scalable vector register, encoded in the "Zn" field.

<T> Is the size specifier, encoded in "size":

size	<T>
00	B
01	H
10	S
11	D

Operation

```
CheckSVEEnabled();
constant integer VL = CurrentVL;
constant integer PL = VL DIV 8;
constant integer elements = VL DIV esize;
constant bits(PL) mask = P[g, PL];
constant bits(VL) operand = if AnyActiveElement(mask, esize) then Z[n, VL] else Zeros(VL);
integer minimum = if unsigned then (2^esize - 1) else (2^(esize-1) - 1);

for e = 0 to elements-1
    if ActivePredicateElement(mask, e, esize) then
        constant integer element = Int(Elem[operand, e, esize], unsigned);
        minimum = Min(minimum, element);

V[d, esize] = minimum<esize-1:0>;
```

Operational information

If PSTATE.DIT is 1:

- The execution time of this instruction is independent of:
 - The values of the data supplied in any of its operand registers when its governing predicate register contains the same value for each execution.
 - The values of the NZCV flags.
- The response of this instruction to asynchronous exceptions does not vary based on:
 - The values of the data supplied in any of its operand registers when its governing predicate register contains the same value for each execution.
 - The values of the NZCV flags.

Internal version only: aarchmrs v2025-03_rel, pseudocode v2025-03_rel ; Build timestamp: 2025-03-21T17:41

Copyright © 2010-2025 Arm Limited or its affiliates. All rights reserved. This document is Non-Confidential.

SMLALB (indexed)

Signed multiply-add long to accumulator (bottom, indexed)

Multiply the even-numbered signed elements within each 128-bit segment of the first source vector by the specified signed element in the corresponding second source vector segment and destructively add to the overlapping double-width elements of the addend vector. The elements within the second source vector are specified using an immediate index which selects the same element position within each 128-bit vector segment. The index range is from 0 to one less than the number of elements per 128-bit segment.

It has encodings from 2 classes: [32-bit](#) and [64-bit](#)

32-bit (FEAT_SVE2 || FEAT_SME)

31	30	29	28	27	26	25	24	23	22	21	20	19	18	17	16	15	14	13	12	11	10	9	8	7	6	5	4	3	2	1	0
0	1	0	0	0	1	0	0	1	0	1	i3h		Zm			1	0	0	0	i3l	0			Zn				Zda			
size												S			U			T													

Encoding

SMLALB <Zda>.S, <Zn>.H, <Zm>.H[<imm>]

Decode for this encoding

```
if !IsFeatureImplemented(FEAT_SVE2) && !IsFeatureImplemented(FEAT_SME) then
    EndOfDecode(Decode_UNDEF);
constant integer esize = 16;
constant integer index = UInt(i3h:i3l);
constant integer n = UInt(Zn);
constant integer m = UInt(Zm);
constant integer da = UInt(Zda);
constant integer sel = 0;
```

64-bit (FEAT_SVE2 || FEAT_SME)

31	30	29	28	27	26	25	24	23	22	21	20	19	18	17	16	15	14	13	12	11	10	9	8	7	6	5	4	3	2	1	0
0	1	0	0	0	1	0	0	1	1	1	i2h	Zm			1		0	0	0	i2l	0	Zn				Zda					
size												S			U			T													

Encoding

SMLALB <Zda>.D, <Zn>.S, <Zm>.S[<imm>]

Decode for this encoding

```
if !IsFeatureImplemented(FEAT_SVE2) && !IsFeatureImplemented(FEAT_SME) then
    EndOfDecode(Decode_UNDEF);
constant integer esize = 32;
constant integer index = UInt(i2h:i2l);
constant integer n = UInt(Zn);
constant integer m = UInt(Zm);
constant integer da = UInt(Zda);
constant integer sel = 0;
```

Assembler Symbols

- <Zda> Is the name of the third source and destination scalable vector register, encoded in the "Zda" field.
- <Zn> Is the name of the first source scalable vector register, encoded in the "Zn" field.
- <Zm> For the "32-bit" variant: is the name of the second source scalable vector register Z0-Z7, encoded in the "Zm" field.

For the "64-bit" variant: is the name of the second source scalable vector register Z0-Z15, encoded in the "Zm" field.

<imm> For the "32-bit" variant: is the element index, in the range 0 to 7, encoded in the "i3h:i3l" fields.

For the "64-bit" variant: is the element index, in the range 0 to 3, encoded in the "i2h:i2l" fields.

Operation

```
CheckSVEEnabled();
constant integer VL = CurrentVL;
constant integer elements = VL DIV (2 * esize);
constant integer eltspersegment = 128 DIV (2 * esize);
constant bits(VL) operand1 = Z[n, VL];
constant bits(VL) operand2 = Z[m, VL];
bits(VL) result = Z[da, VL];

for e = 0 to elements-1
    constant integer s = e - (e MOD eltspersegment);
    constant integer element1 = SInt(Elem[operand1, 2 * e + sel, esize]);
    constant integer element2 = SInt(Elem[operand2, 2 * s + index, esize]);
    constant bits(2*esize) product = (element1 * element2) < 2*esize-1:0>;
    Elem[result, e, 2*esize] = Elem[result, e, 2*esize] + product;

Z[da, VL] = result;
```

Operational information

If PSTATE.DIT is 1:

- The execution time of this instruction is independent of:
 - The values of the data supplied in any of its registers.
 - The values of the NZCV flags.
- The response of this instruction to asynchronous exceptions does not vary based on:
 - The values of the data supplied in any of its registers.
 - The values of the NZCV flags.

This instruction might be immediately preceded in program order by a MOVPRFX instruction. The MOVPRFX must conform to all of the following requirements, otherwise the behavior of the MOVPRFX and this instruction is CONSTRAINED UNPREDICTABLE:

- The MOVPRFX must be unpredicated.
- The MOVPRFX must specify the same destination register as this instruction.
- The destination register must not refer to architectural register state referenced by any other source operand register of this instruction.

Internal version only: aarchmrs v2025-03_rel, pseudocode v2025-03_rel ; Build timestamp: 2025-03-21T17:41

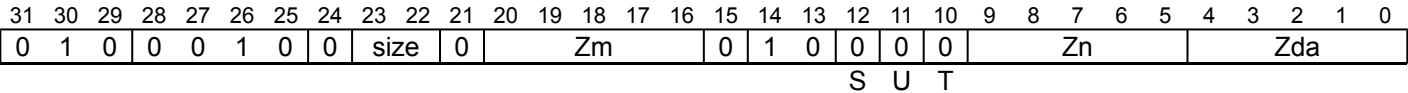
Copyright © 2010-2025 Arm Limited or its affiliates. All rights reserved. This document is Non-Confidential.

SMLALB (vectors)

Signed multiply-add long to accumulator (bottom)

Multiply the corresponding even-numbered signed elements of the first and second source vectors and destructively add to the overlapping double-width elements of the addend vector. This instruction is unpredicated.

SVE2
(FEAT_SVE2 || FEAT_SME)



Encoding

```
SMLALB <Zda>.<T>, <Zn>.<Tb>, <Zm>.<Tb>
```

Decode for this encoding

```
if !IsFeatureImplemented(FEAT_SVE2) && !IsFeatureImplemented(FEAT_SME) then
    EndOfDecode(Decode_UNDEF);
if size == '00' then EndOfDecode(Decode_UNDEF);
constant integer esize = 8 << UInt(size);
constant integer n = UInt(Zn);
constant integer m = UInt(Zm);
constant integer da = UInt(Zda);
```

Assembler Symbols

<Zda> Is the name of the third source and destination scalable vector register, encoded in the "Zda" field.

<T> Is the size specifier, encoded in “size”:

size	<T>
00	RESERVED
01	H
10	S
11	D

<Zn> Is the name of the first source scalable vector register, encoded in the "Zn" field.

<Tb> Is the size specifier, encoded in “size”:

size	<Tb>
00	RESERVED
01	B
10	H
11	S

<Zm> Is the name of the second source scalable vector register, encoded in the "Zm" field.

Operation

```
CheckSVEEnabled();
constant integer VL = CurrentVL;
constant integer elements = VL DIV esize;
constant bits(VL) operand1 = Z[n, VL];
constant bits(VL) operand2 = Z[m, VL];
bits(VL) result = Z[da, VL];

for e = 0 to elements-1
    constant integer element1 = SInt(Elem[operand1, 2*e + 0, esize DIV 2]);
    constant integer element2 = SInt(Elem[operand2, 2*e + 0, esize DIV 2]);
    constant bits(esize) product = (element1 * element2) < esize-1:0>;
    Elem[result, e, esize] = Elem[result, e, esize] + product;

Z[da, VL] = result;
```

Operational information

If PSTATE.DIT is 1:

- The execution time of this instruction is independent of:
 - The values of the data supplied in any of its registers.
 - The values of the NZCV flags.
- The response of this instruction to asynchronous exceptions does not vary based on:
 - The values of the data supplied in any of its registers.
 - The values of the NZCV flags.

This instruction might be immediately preceded in program order by a MOVPRFX instruction. The MOVPRFX must conform to all of the following requirements, otherwise the behavior of the MOVPRFX and this instruction is CONSTRAINED UNPREDICTABLE:

- The MOVPRFX must be unpredicated.
- The MOVPRFX must specify the same destination register as this instruction.
- The destination register must not refer to architectural register state referenced by any other source operand register of this instruction.

Internal version only: aarchmrs v2025-03_rel, pseudocode v2025-03_rel ; Build timestamp: 2025-03-21T17:41

Copyright © 2010-2025 Arm Limited or its affiliates. All rights reserved. This document is Non-Confidential.

SMLALT (indexed)

Signed multiply-add long to accumulator (top, indexed)

Multiply the odd-numbered signed elements within each 128-bit segment of the first source vector by the specified signed element in the corresponding second source vector segment and destructively add to the overlapping double-width elements of the addend vector.

The elements within the second source vector are specified using an immediate index which selects the same element position within each 128-bit vector segment. The index range is from 0 to one less than the number of elements per 128-bit segment.

It has encodings from 2 classes: [32-bit](#) and [64-bit](#)

32-bit (FEAT_SVE2 || FEAT_SME)

31	30	29	28	27	26	25	24	23	22	21	20	19	18	17	16	15	14	13	12	11	10	9	8	7	6	5	4	3	2	1	0
0	1	0	0	0	1	0	0	1	0	1	i3h		Zm			1	0	0	0	i3l	1			Zn				Zda			
size												S			U			T													

Encoding

SMLALT <Zda>.S, <Zn>.H, <Zm>.H[<imm>]

Decode for this encoding

```
if !IsFeatureImplemented(FEAT_SVE2) && !IsFeatureImplemented(FEAT_SME) then
    EndOfDecode(Decode_UNDEF);
constant integer esize = 16;
constant integer index = UInt(i3h:i3l);
constant integer n = UInt(Zn);
constant integer m = UInt(Zm);
constant integer da = UInt(Zda);
constant integer sel = 1;
```

64-bit (FEAT_SVE2 || FEAT_SME)

31	30	29	28	27	26	25	24	23	22	21	20	19	18	17	16	15	14	13	12	11	10	9	8	7	6	5	4	3	2	1	0
0	1	0	0	0	1	0	0	1	1	1	i2h	Zm			1		0	0	0	i2l	1	Zn				Zda					
size												S			U			T													

Encoding

SMLALT <Zda>.D, <Zn>.S, <Zm>.S[<imm>]

Decode for this encoding

```
if !IsFeatureImplemented(FEAT_SVE2) && !IsFeatureImplemented(FEAT_SME) then
    EndOfDecode(Decode_UNDEF);
constant integer esize = 32;
constant integer index = UInt(i2h:i2l);
constant integer n = UInt(Zn);
constant integer m = UInt(Zm);
constant integer da = UInt(Zda);
constant integer sel = 1;
```

Assembler Symbols

- <Zda> Is the name of the third source and destination scalable vector register, encoded in the "Zda" field.
- <Zn> Is the name of the first source scalable vector register, encoded in the "Zn" field.
- <Zm> For the "32-bit" variant: is the name of the second source scalable vector register Z0-Z7, encoded in the "Zm" field.

For the "64-bit" variant: is the name of the second source scalable vector register Z0-Z15, encoded in the "Zm" field.

<imm> For the "32-bit" variant: is the element index, in the range 0 to 7, encoded in the "i3h:i3l" fields.

For the "64-bit" variant: is the element index, in the range 0 to 3, encoded in the "i2h:i2l" fields.

Operation

```
CheckSVEEnabled();
constant integer VL = CurrentVL;
constant integer elements = VL DIV (2 * esize);
constant integer eltspersegment = 128 DIV (2 * esize);
constant bits(VL) operand1 = Z[n, VL];
constant bits(VL) operand2 = Z[m, VL];
bits(VL) result = Z[da, VL];

for e = 0 to elements-1
    constant integer s = e - (e MOD eltspersegment);
    constant integer element1 = SInt(Elem[operand1, 2 * e + sel, esize]);
    constant integer element2 = SInt(Elem[operand2, 2 * s + index, esize]);
    constant bits(2*esize) product = (element1 * element2) < 2*esize-1:0>;
    Elem[result, e, 2*esize] = Elem[result, e, 2*esize] + product;

Z[da, VL] = result;
```

Operational information

If PSTATE.DIT is 1:

- The execution time of this instruction is independent of:
 - The values of the data supplied in any of its registers.
 - The values of the NZCV flags.
- The response of this instruction to asynchronous exceptions does not vary based on:
 - The values of the data supplied in any of its registers.
 - The values of the NZCV flags.

This instruction might be immediately preceded in program order by a MOVPRFX instruction. The MOVPRFX must conform to all of the following requirements, otherwise the behavior of the MOVPRFX and this instruction is CONSTRAINED UNPREDICTABLE:

- The MOVPRFX must be unpredicated.
- The MOVPRFX must specify the same destination register as this instruction.
- The destination register must not refer to architectural register state referenced by any other source operand register of this instruction.

Internal version only: aarchmrs v2025-03_rel, pseudocode v2025-03_rel ; Build timestamp: 2025-03-21T17:41

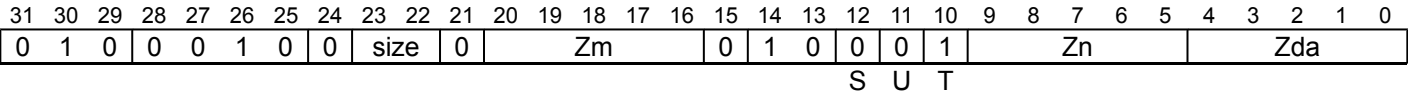
Copyright © 2010-2025 Arm Limited or its affiliates. All rights reserved. This document is Non-Confidential.

SMLALT (vectors)

Signed multiply-add long to accumulator (top)

Multiply the corresponding odd-numbered signed elements of the first and second source vectors and destructively add to the overlapping double-width elements of the addend vector. This instruction is unpredicated.

SVE2
(FEAT_SVE2 || FEAT_SME)



Encoding

SMLALT <Zda>.<T>, <Zn>.<Tb>, <Zm>.<Tb>

Decode for this encoding

```
if !IsFeatureImplemented(FEAT_SVE2) && !IsFeatureImplemented(FEAT_SME) then
    EndOfDecode(Decode_UNDEF);
if size == '00' then EndOfDecode(Decode_UNDEF);
constant integer esize = 8 << UInt(size);
constant integer n = UInt(Zn);
constant integer m = UInt(Zm);
constant integer da = UInt(Zda);
```

Assembler Symbols

<Zda> Is the name of the third source and destination scalable vector register, encoded in the "Zda" field.

<T> Is the size specifier, encoded in “size”:

size	<T>
00	RESERVED
01	H
10	S
11	D

<Zn> Is the name of the first source scalable vector register, encoded in the "Zn" field.

<Tb> Is the size specifier, encoded in “size”:

size	<Tb>
00	RESERVED
01	B
10	H
11	S

<Zm> Is the name of the second source scalable vector register, encoded in the "Zm" field.

Operation

```
CheckSVEEnabled();
constant integer VL = CurrentVL;
constant integer elements = VL DIV esize;
constant bits(VL) operand1 = Z[n, VL];
constant bits(VL) operand2 = Z[m, VL];
bits(VL) result = Z[da, VL];

for e = 0 to elements-1
    constant integer element1 = SInt(Elem[operand1, 2*e + 1, esize DIV 2]);
    constant integer element2 = SInt(Elem[operand2, 2*e + 1, esize DIV 2]);
    constant bits(esize) product = (element1 * element2) < esize-1:0>;
    Elem[result, e, esize] = Elem[result, e, esize] + product;

Z[da, VL] = result;
```

Operational information

If PSTATE.DIT is 1:

- The execution time of this instruction is independent of:
 - The values of the data supplied in any of its registers.
 - The values of the NZCV flags.
- The response of this instruction to asynchronous exceptions does not vary based on:
 - The values of the data supplied in any of its registers.
 - The values of the NZCV flags.

This instruction might be immediately preceded in program order by a MOVPRFX instruction. The MOVPRFX must conform to all of the following requirements, otherwise the behavior of the MOVPRFX and this instruction is CONSTRAINED UNPREDICTABLE:

- The MOVPRFX must be unpredicated.
- The MOVPRFX must specify the same destination register as this instruction.
- The destination register must not refer to architectural register state referenced by any other source operand register of this instruction.

Internal version only: aarchmrs v2025-03_rel, pseudocode v2025-03_rel ; Build timestamp: 2025-03-21T17:41

Copyright © 2010-2025 Arm Limited or its affiliates. All rights reserved. This document is Non-Confidential.

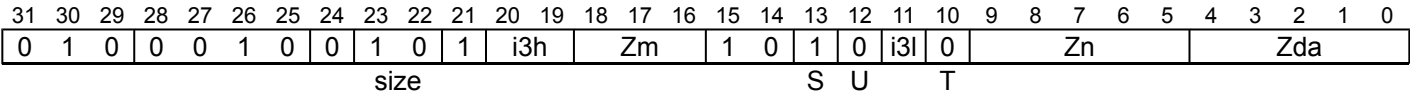
SMLS�B (indexed)

Signed multiply-subtract long from accumulator (bottom, indexed)

Multiply the even-numbered signed elements within each 128-bit segment of the first source vector by the specified signed element in the corresponding second source vector segment and destructively subtract from the overlapping double-width elements of the addend vector. The elements within the second source vector are specified using an immediate index which selects the same element position within each 128-bit vector segment. The index range is from 0 to one less than the number of elements per 128-bit segment.

It has encodings from 2 classes: [32-bit](#) and [64-bit](#)

32-bit (FEAT_SVE2 || FEAT_SME)



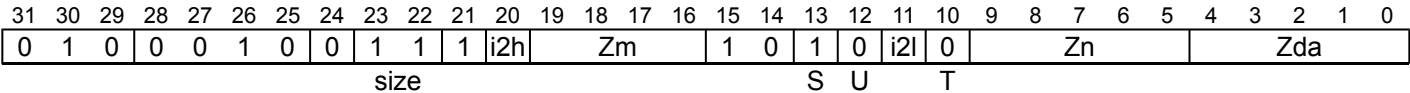
Encoding

SMLS�B <Zda>.S, <Zn>.H, <Zm>.H[<imm>]

Decode for this encoding

```
if !IsFeatureImplemented(FEAT_SVE2) && !IsFeatureImplemented(FEAT_SME) then
    EndOfDecode(Decode_UNDEF);
constant integer esize = 16;
constant integer index = UInt(i3h:i3l);
constant integer n = UInt(Zn);
constant integer m = UInt(Zm);
constant integer da = UInt(Zda);
constant integer sel = 0;
```

64-bit (FEAT_SVE2 || FEAT_SME)



Encoding

SMLS�B <Zda>.D, <Zn>.S, <Zm>.S[<imm>]

Decode for this encoding

```
if !IsFeatureImplemented(FEAT_SVE2) && !IsFeatureImplemented(FEAT_SME) then
    EndOfDecode(Decode_UNDEF);
constant integer esize = 32;
constant integer index = UInt(i2h:i2l);
constant integer n = UInt(Zn);
constant integer m = UInt(Zm);
constant integer da = UInt(Zda);
constant integer sel = 0;
```

Assembler Symbols

- <Zda> Is the name of the third source and destination scalable vector register, encoded in the "Zda" field.
- <Zn> Is the name of the first source scalable vector register, encoded in the "Zn" field.
- <Zm> For the "32-bit" variant: is the name of the second source scalable vector register Z0-Z7, encoded in the "Zm" field.

For the "64-bit" variant: is the name of the second source scalable vector register Z0-Z15, encoded in the "Zm" field.

<imm> For the "32-bit" variant: is the element index, in the range 0 to 7, encoded in the "i3h:i3l" fields.

For the "64-bit" variant: is the element index, in the range 0 to 3, encoded in the "i2h:i2l" fields.

Operation

```
CheckSVEEnabled();
constant integer VL = CurrentVL;
constant integer elements = VL DIV (2 * esize);
constant integer eltspersegment = 128 DIV (2 * esize);
constant bits(VL) operand1 = Z[n, VL];
constant bits(VL) operand2 = Z[m, VL];
bits(VL) result = Z[da, VL];

for e = 0 to elements-1
    constant integer s = e - (e MOD eltspersegment);
    constant integer element1 = SInt(Elem[operand1, 2 * e + sel, esize]);
    constant integer element2 = SInt(Elem[operand2, 2 * s + index, esize]);
    constant bits(2*esize) product = (element1 * element2) < 2*esize-1:0>;
    Elem[result, e, 2*esize] = Elem[result, e, 2*esize] - product;

Z[da, VL] = result;
```

Operational information

If PSTATE.DIT is 1:

- The execution time of this instruction is independent of:
 - The values of the data supplied in any of its registers.
 - The values of the NZCV flags.
- The response of this instruction to asynchronous exceptions does not vary based on:
 - The values of the data supplied in any of its registers.
 - The values of the NZCV flags.

This instruction might be immediately preceded in program order by a MOVPRFX instruction. The MOVPRFX must conform to all of the following requirements, otherwise the behavior of the MOVPRFX and this instruction is CONSTRAINED UNPREDICTABLE:

- The MOVPRFX must be unpredicated.
- The MOVPRFX must specify the same destination register as this instruction.
- The destination register must not refer to architectural register state referenced by any other source operand register of this instruction.

Internal version only: aarchmrs v2025-03_rel, pseudocode v2025-03_rel ; Build timestamp: 2025-03-21T17:41

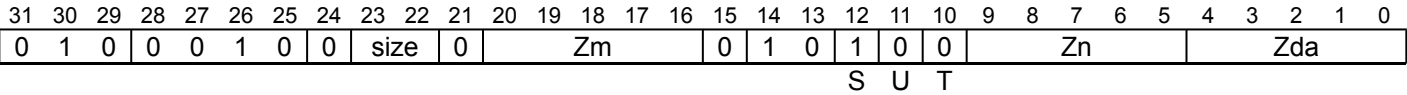
Copyright © 2010-2025 Arm Limited or its affiliates. All rights reserved. This document is Non-Confidential.

SMLS LB (vectors)

Signed multiply-subtract long from accumulator (bottom)

Multiply the corresponding even-numbered signed elements of the first and second source vectors and destructively subtract from the overlapping double-width elements of the addend vector. This instruction is unpredicated.

SVE2
(FEAT_SVE2 || FEAT_SME)



Encoding

SMLS LB <Zda>.<T>, <Zn>.<Tb>, <Zm>.<Tb>

Decode for this encoding

```
if !IsFeatureImplemented(FEAT_SVE2) && !IsFeatureImplemented(FEAT_SME) then
    EndOfDecode(Decode_UNDEF);
if size == '00' then EndOfDecode(Decode_UNDEF);
constant integer esize = 8 << UInt(size);
constant integer n = UInt(Zn);
constant integer m = UInt(Zm);
constant integer da = UInt(Zda);
```

Assembler Symbols

<Zda> Is the name of the third source and destination scalable vector register, encoded in the "Zda" field.

<T> Is the size specifier, encoded in "size":

size	<T>
00	RESERVED
01	H
10	S
11	D

<Zn> Is the name of the first source scalable vector register, encoded in the "Zn" field.

<Tb> Is the size specifier, encoded in "size":

size	<Tb>
00	RESERVED
01	B
10	H
11	S

<Zm> Is the name of the second source scalable vector register, encoded in the "Zm" field.

Operation

```
CheckSVEEnabled();
constant integer VL = CurrentVL;
constant integer elements = VL DIV esize;
constant bits(VL) operand1 = Z[n, VL];
constant bits(VL) operand2 = Z[m, VL];
bits(VL) result = Z[da, VL];

for e = 0 to elements-1
    constant integer element1 = SInt(Elem[operand1, 2*e + 0, esize DIV 2]);
    constant integer element2 = SInt(Elem[operand2, 2*e + 0, esize DIV 2]);
    constant bits(esize) product = (element1 * element2)<esize-1:0>;
    Elem[result, e, esize] = Elem[result, e, esize] - product;

Z[da, VL] = result;
```

Operational information

If PSTATE.DIT is 1:

- The execution time of this instruction is independent of:
 - The values of the data supplied in any of its registers.
 - The values of the NZCV flags.
- The response of this instruction to asynchronous exceptions does not vary based on:
 - The values of the data supplied in any of its registers.
 - The values of the NZCV flags.

This instruction might be immediately preceded in program order by a MOVPRFX instruction. The MOVPRFX must conform to all of the following requirements, otherwise the behavior of the MOVPRFX and this instruction is CONSTRAINED UNPREDICTABLE:

- The MOVPRFX must be unpredicated.
- The MOVPRFX must specify the same destination register as this instruction.
- The destination register must not refer to architectural register state referenced by any other source operand register of this instruction.

Internal version only: aarchmrs v2025-03_rel, pseudocode v2025-03_rel ; Build timestamp: 2025-03-21T17:41

Copyright © 2010-2025 Arm Limited or its affiliates. All rights reserved. This document is Non-Confidential.

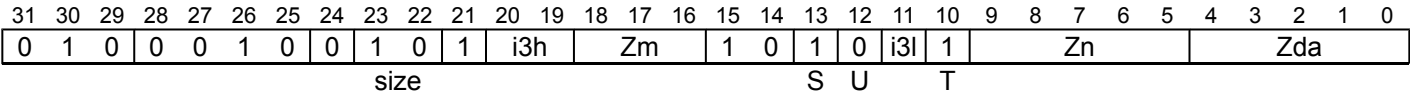
SMLSLT (indexed)

Signed multiply-subtract long from accumulator (top, indexed)

Multiply the odd-numbered signed elements within each 128-bit segment of the first source vector by the specified signed element in the corresponding second source vector segment and destructively subtract from the overlapping double-width elements of the addend vector.
The elements within the second source vector are specified using an immediate index which selects the same element position within each 128-bit vector segment. The index range is from 0 to one less than the number of elements per 128-bit segment.

It has encodings from 2 classes: [32-bit](#) and [64-bit](#)

32-bit (FEAT_SVE2 || FEAT_SME)



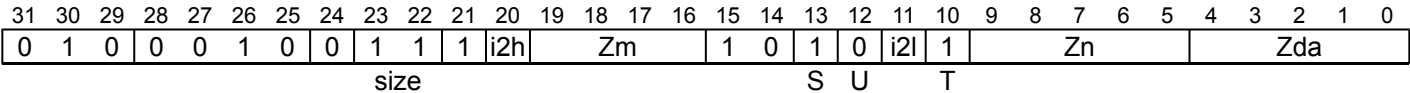
Encoding

SMLSLT <Zda>.S, <Zn>.H, <Zm>.H[<imm>]

Decode for this encoding

```
if !IsFeatureImplemented(FEAT_SVE2) && !IsFeatureImplemented(FEAT_SME) then
    EndOfDecode(Decode_UNDEF);
constant integer esize = 16;
constant integer index = UInt(i3h:i3l);
constant integer n = UInt(Zn);
constant integer m = UInt(Zm);
constant integer da = UInt(Zda);
constant integer sel = 1;
```

64-bit (FEAT_SVE2 || FEAT_SME)



Encoding

SMLSLT <Zda>.D, <Zn>.S, <Zm>.S[<imm>]

Decode for this encoding

```
if !IsFeatureImplemented(FEAT_SVE2) && !IsFeatureImplemented(FEAT_SME) then
    EndOfDecode(Decode_UNDEF);
constant integer esize = 32;
constant integer index = UInt(i2h:i2l);
constant integer n = UInt(Zn);
constant integer m = UInt(Zm);
constant integer da = UInt(Zda);
constant integer sel = 1;
```

Assembler Symbols

- <Zda> Is the name of the third source and destination scalable vector register, encoded in the "Zda" field.
- <Zn> Is the name of the first source scalable vector register, encoded in the "Zn" field.
- <Zm> For the "32-bit" variant: is the name of the second source scalable vector register Z0-Z7, encoded in the "Zm" field.

For the "64-bit" variant: is the name of the second source scalable vector register Z0-Z15, encoded in the "Zm" field.

<imm> For the "32-bit" variant: is the element index, in the range 0 to 7, encoded in the "i3h:i3l" fields.

For the "64-bit" variant: is the element index, in the range 0 to 3, encoded in the "i2h:i2l" fields.

Operation

```
CheckSVEEnabled();
constant integer VL = CurrentVL;
constant integer elements = VL DIV (2 * esize);
constant integer eltspersegment = 128 DIV (2 * esize);
constant bits(VL) operand1 = Z[n, VL];
constant bits(VL) operand2 = Z[m, VL];
bits(VL) result = Z[da, VL];

for e = 0 to elements-1
    constant integer s = e - (e MOD eltspersegment);
    constant integer element1 = SInt(Elem[operand1, 2 * e + sel, esize]);
    constant integer element2 = SInt(Elem[operand2, 2 * s + index, esize]);
    constant bits(2*esize) product = (element1 * element2) < 2*esize-1:0>;
    Elem[result, e, 2*esize] = Elem[result, e, 2*esize] - product;

Z[da, VL] = result;
```

Operational information

If PSTATE.DIT is 1:

- The execution time of this instruction is independent of:
 - The values of the data supplied in any of its registers.
 - The values of the NZCV flags.
- The response of this instruction to asynchronous exceptions does not vary based on:
 - The values of the data supplied in any of its registers.
 - The values of the NZCV flags.

This instruction might be immediately preceded in program order by a MOVPRFX instruction. The MOVPRFX must conform to all of the following requirements, otherwise the behavior of the MOVPRFX and this instruction is CONSTRAINED UNPREDICTABLE:

- The MOVPRFX must be unpredicated.
- The MOVPRFX must specify the same destination register as this instruction.
- The destination register must not refer to architectural register state referenced by any other source operand register of this instruction.

Internal version only: aarchmrs v2025-03_rel, pseudocode v2025-03_rel ; Build timestamp: 2025-03-21T17:41

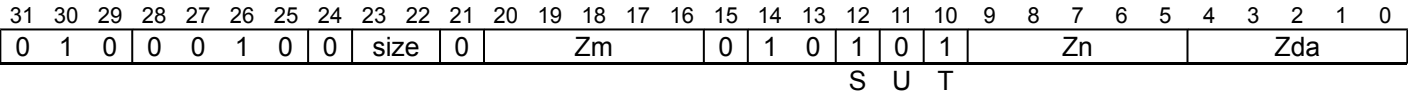
Copyright © 2010-2025 Arm Limited or its affiliates. All rights reserved. This document is Non-Confidential.

SMLSLT (vectors)

Signed multiply-subtract long from accumulator (top)

Multiply the corresponding odd-numbered signed elements of the first and second source vectors and destructively subtract from the overlapping double-width elements of the addend vector. This instruction is unpredicated.

SVE2 (FEAT_SVE2 || FEAT_SME)



Encoding

SMLSLT <Zda>.<T>, <Zn>.<Tb>, <Zm>.<Tb>

Decode for this encoding

```
if !IsFeatureImplemented(FEAT_SVE2) && !IsFeatureImplemented(FEAT_SME) then
    EndOfDecode(Decode_UNDEF);
if size == '00' then EndOfDecode(Decode_UNDEF);
constant integer esize = 8 << UInt(size);
constant integer n = UInt(Zn);
constant integer m = UInt(Zm);
constant integer da = UInt(Zda);
```

Assembler Symbols

<Zda> Is the name of the third source and destination scalable vector register, encoded in the "Zda" field.

<T> Is the size specifier, encoded in “size”:

size	<T>
00	RESERVED
01	H
10	S
11	D

<Zn> Is the name of the first source scalable vector register, encoded in the "Zn" field.

<Tb> Is the size specifier, encoded in “size”:

size	<Tb>
00	RESERVED
01	B
10	H
11	S

<Zm> Is the name of the second source scalable vector register, encoded in the "Zm" field.

Operation

```
CheckSVEEnabled();
constant integer VL = CurrentVL;
constant integer elements = VL DIV esize;
constant bits(VL) operand1 = Z[n, VL];
constant bits(VL) operand2 = Z[m, VL];
bits(VL) result = Z[da, VL];

for e = 0 to elements-1
    constant integer element1 = SInt(Elem[operand1, 2*e + 1, esize DIV 2]);
    constant integer element2 = SInt(Elem[operand2, 2*e + 1, esize DIV 2]);
    constant bits(esize) product = (element1 * element2)<esize-1:0>;
    Elem[result, e, esize] = Elem[result, e, esize] - product;

Z[da, VL] = result;
```

Operational information

If PSTATE.DIT is 1:

- The execution time of this instruction is independent of:
 - The values of the data supplied in any of its registers.
 - The values of the NZCV flags.
- The response of this instruction to asynchronous exceptions does not vary based on:
 - The values of the data supplied in any of its registers.
 - The values of the NZCV flags.

This instruction might be immediately preceded in program order by a MOVPRFX instruction. The MOVPRFX must conform to all of the following requirements, otherwise the behavior of the MOVPRFX and this instruction is CONSTRAINED UNPREDICTABLE:

- The MOVPRFX must be unpredicated.
- The MOVPRFX must specify the same destination register as this instruction.
- The destination register must not refer to architectural register state referenced by any other source operand register of this instruction.

Internal version only: aarchmrs v2025-03_rel, pseudocode v2025-03_rel ; Build timestamp: 2025-03-21T17:41

Copyright © 2010-2025 Arm Limited or its affiliates. All rights reserved. This document is Non-Confidential.

SMMLA

Signed 8-bit integer matrix multiply-accumulate to 32-bit integer

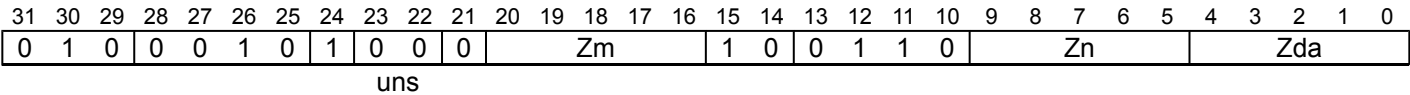
The signed integer matrix multiply-accumulate instruction multiplies the 2×8 matrix of signed 8-bit integer values held in each 128-bit segment of the first source vector by the 8×2 matrix of signed 8-bit integer values in the corresponding segment of the second source vector. The resulting 2×2 widened 32-bit integer matrix product is then destructively added to the 32-bit integer matrix accumulator held in the corresponding segment of the addend and destination vector. This is equivalent to performing an 8-way dot product per destination element.

This instruction is unpredicated.

ID_AA64ZFR0_EL1.I8MM indicates whether this instruction is implemented.

This instruction is illegal when executed in Streaming SVE mode, unless FEAT_SME_FA64 is implemented and enabled.

SVE
(FEAT_SVE && FEAT_I8MM)



Encoding

SMMLA <Zda>.S, <Zn>.B, <Zm>.B

Decode for this encoding

```
if !IsFeatureImplemented(FEAT_SVE) || !IsFeatureImplemented(FEAT_I8MM) then
    EndOfDecode(Decode_UNDEF);
constant integer n = UInt(Zn);
constant integer m = UInt(Zm);
constant integer da = UInt(Zda);
constant boolean op1_unsigned = FALSE;
constant boolean op2_unsigned = FALSE;
```

Assembler Symbols

- <Zda> Is the name of the third source and destination scalable vector register, encoded in the "Zda" field.
- <Zn> Is the name of the first source scalable vector register, encoded in the "Zn" field.
- <Zm> Is the name of the second source scalable vector register, encoded in the "Zm" field.

Operation

```
CheckNonStreamingSVEEnabled();
constant integer VL = CurrentVL;
constant integer segments = VL DIV 128;
constant bits(VL) operand1 = Z[n, VL];
constant bits(VL) operand2 = Z[m, VL];
constant bits(VL) operand3 = Z[da, VL];
bits(VL) result = Zeros(VL);
bits(128) op1, op2;
bits(128) res, addend;

for s = 0 to segments-1
    op1 = Elem[operand1, s, 128];
    op2 = Elem[operand2, s, 128];
    addend = Elem[operand3, s, 128];
    res = MatMulAdd(addend, op1, op2, op1_unsigned, op2_unsigned);
    Elem[result, s, 128] = res;

Z[da, VL] = result;
```

Operational information

If PSTATE.DIT is 1:

- The execution time of this instruction is independent of:
 - The values of the data supplied in any of its registers.
 - The values of the NZCV flags.
- The response of this instruction to asynchronous exceptions does not vary based on:
 - The values of the data supplied in any of its registers.
 - The values of the NZCV flags.

This instruction might be immediately preceded in program order by a `MOVPRFX` instruction. The `MOVPRFX` must conform to all of the following requirements, otherwise the behavior of the `MOVPRFX` and this instruction is **CONSTRAINED UNPREDICTABLE**:

- The `MOVPRFX` must be unpredicated.
- The `MOVPRFX` must specify the same destination register as this instruction.
- The destination register must not refer to architectural register state referenced by any other source operand register of this instruction.

Internal version only: aarchmrs v2025-03_rel, pseudocode v2025-03_rel ; Build timestamp: 2025-03-21T17:41

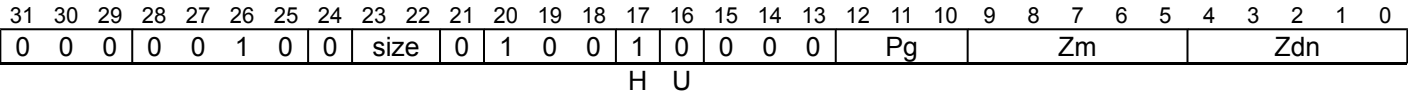
Copyright © 2010-2025 Arm Limited or its affiliates. All rights reserved. This document is Non-Confidential.

SMULH (predicated)

Signed multiply returning high half (predicated)

Widening multiply signed integer values in active elements of the first source vector by corresponding elements of the second source vector and destructively place the high half of the result in the corresponding elements of the first source vector. Inactive elements in the destination vector register remain unmodified.

SVE (FEAT_SVE || FEAT_SME)



Encoding

SMULH <Zdn>.<T>, <Pg>/M, <Zdn>.<T>, <Zm>.<T>

Decode for this encoding

```
if !IsFeatureImplemented(FEAT_SVE) && !IsFeatureImplemented(FEAT_SME) then
    EndOfDecode(Decode_UNDEF);
constant integer esize = 8 << UInt(size);
constant integer g = UInt(Pg);
constant integer dn = UInt(Zdn);
constant integer m = UInt(Zm);
```

Assembler Symbols

<Zdn> Is the name of the first source and destination scalable vector register, encoded in the "Zdn" field.

<T> Is the size specifier, encoded in "size":

size	<T>
00	B
01	H
10	S
11	D

<Pg> Is the name of the governing scalable predicate register P0-P7, encoded in the "Pg" field.

<Zm> Is the name of the second source scalable vector register, encoded in the "Zm" field.

Operation

```
CheckSVEEnabled();
constant integer VL = CurrentVL;
constant integer PL = VL DIV 8;
constant integer elements = VL DIV esize;
constant bits(PL) mask = P[g, PL];
constant bits(VL) operand1 = Z[dn, VL];
constant bits(VL) operand2 = if AnyActiveElement(mask, esize) then Z[m, VL] else Zeros(VL);
bits(VL) result;

for e = 0 to elements-1
    constant integer element1 = SInt(Elem[operand1, e, esize]);
    constant integer element2 = SInt(Elem[operand2, e, esize]);
    if ActivePredicateElement(mask, e, esize) then
        constant integer product = (element1 * element2) >> esize;
        Elem[result, e, esize] = product<esize-1:0>;
    else
        Elem[result, e, esize] = Elem[operand1, e, esize];

Z[dn, VL] = result;
```

Operational information

If PSTATE.DIT is 1:

- The execution time of this instruction is independent of:
 - The values of the data supplied in any of its operand registers when its governing predicate register contains the same value for each execution.
 - The values of the NZCV flags.
- The response of this instruction to asynchronous exceptions does not vary based on:
 - The values of the data supplied in any of its operand registers when its governing predicate register contains the same value for each execution.
 - The values of the NZCV flags.

This instruction might be immediately preceded in program order by a MOVPRFX instruction. The MOVPRFX must conform to all of the following requirements, otherwise the behavior of the MOVPRFX and this instruction is CONSTRAINED UNPREDICTABLE:

- The MOVPRFX can be predicated or unpredicated.
- A predicated MOVPRFX must use the same governing predicate register as this instruction.
- A predicated MOVPRFX must use the larger of the destination element size and first source element size in the preferred disassembly of this instruction.
- The MOVPRFX must specify the same destination register as this instruction.
- The destination register must not refer to architectural register state referenced by any other source operand register of this instruction.

Internal version only: aarchmrs v2025-03_rel, pseudocode v2025-03_rel ; Build timestamp: 2025-03-21T17:41

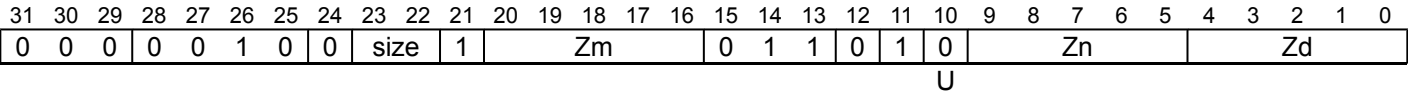
Copyright © 2010-2025 Arm Limited or its affiliates. All rights reserved. This document is Non-Confidential.

SMULH (unpredicated)

Signed multiply returning high half (unpredicated)

Widening multiply signed integer values of all elements of the first source vector by corresponding elements of the second source vector and place the high half of the result in the corresponding elements of the destination vector. This instruction is unpredicated.

SVE2 (FEAT_SVE2 || FEAT_SME)



Encoding

SMULH <Zd>.<T>, <Zn>.<T>, <Zm>.<T>

Decode for this encoding

```
if !IsFeatureImplemented(FEAT_SVE2) && !IsFeatureImplemented(FEAT_SME) then
    EndOfDecode(Decode_UNDEF);
constant integer esize = 8 << UInt(size);
constant integer n = UInt(Zn);
constant integer m = UInt(Zm);
constant integer d = UInt(Zd);
constant boolean unsigned = FALSE;
```

Assembler Symbols

<Zd> Is the name of the destination scalable vector register, encoded in the "Zd" field.

<T> Is the size specifier, encoded in "size":

size	<T>
00	B
01	H
10	S
11	D

<Zn> Is the name of the first source scalable vector register, encoded in the "Zn" field.

<Zm> Is the name of the second source scalable vector register, encoded in the "Zm" field.

Operation

```
CheckSVEEnabled();
constant integer VL = CurrentVL;
constant integer elements = VL DIV esize;
constant bits(VL) operand1 = Z[n, VL];
constant bits(VL) operand2 = Z[m, VL];
bits(VL) result;

for e = 0 to elements-1
    constant integer element1 = Int(Elem[operand1, e, esize], unsigned);
    constant integer element2 = Int(Elem[operand2, e, esize], unsigned);
    constant integer product = (element1 * element2) >> esize;
    Elem[result, e, esize] = product<esize-1:0>;

Z[d, VL] = result;
```

Operational information

If PSTATE.DIT is 1:

- The execution time of this instruction is independent of:
 - The values of the data supplied in any of its registers.
 - The values of the NZCV flags.
- The response of this instruction to asynchronous exceptions does not vary based on:
 - The values of the data supplied in any of its registers.
 - The values of the NZCV flags.

Internal version only: aarchmrs v2025-03_rel, pseudocode v2025-03_rel ; Build timestamp: 2025-03-21T17:41

Copyright © 2010-2025 Arm Limited or its affiliates. All rights reserved. This document is Non-Confidential.

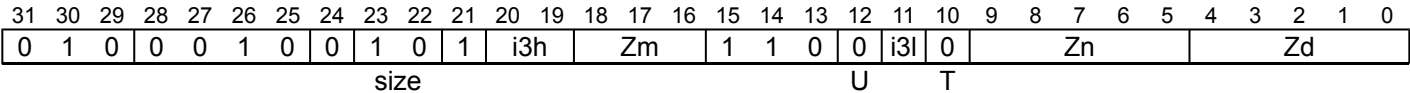
SMULLB (indexed)

Signed multiply long (bottom, indexed)

Multiply the even-numbered signed elements within each 128-bit segment of the first source vector by the specified signed element in the corresponding second source vector segment, and place the results in the overlapping double-width elements of the destination vector register. The elements within the second source vector are specified using an immediate index which selects the same element position within each 128-bit vector segment. The index range is from 0 to one less than the number of elements per 128-bit segment.

It has encodings from 2 classes: [32-bit](#) and [64-bit](#)

32-bit (FEAT_SVE2 || FEAT_SME)



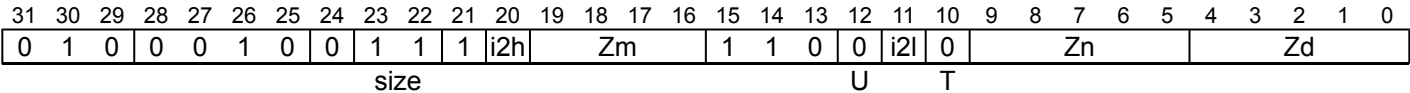
Encoding

SMULLB <Zd>.S, <Zn>.H, <Zm>.H[<imm>]

Decode for this encoding

```
if !IsFeatureImplemented(FEAT_SVE2) && !IsFeatureImplemented(FEAT_SME) then
    EndOfDecode(Decode_UNDEF);
constant integer esize = 16;
constant integer index = UInt(i3h:i3l);
constant integer n = UInt(Zn);
constant integer m = UInt(Zm);
constant integer d = UInt(Zd);
constant integer sel = 0;
```

64-bit (FEAT_SVE2 || FEAT_SME)



Encoding

SMULLB <Zd>.D, <Zn>.S, <Zm>.S[<imm>]

Decode for this encoding

```
if !IsFeatureImplemented(FEAT_SVE2) && !IsFeatureImplemented(FEAT_SME) then
    EndOfDecode(Decode_UNDEF);
constant integer esize = 32;
constant integer index = UInt(i2h:i2l);
constant integer n = UInt(Zn);
constant integer m = UInt(Zm);
constant integer d = UInt(Zd);
constant integer sel = 0;
```

Assembler Symbols

- <Zd> Is the name of the destination scalable vector register, encoded in the "Zd" field.
- <Zn> Is the name of the first source scalable vector register, encoded in the "Zn" field.
- <Zm> For the "32-bit" variant: is the name of the second source scalable vector register Z0-Z7, encoded in the "Zm" field.

For the "64-bit" variant: is the name of the second source scalable vector register Z0-Z15, encoded in the "Zm" field.

<imm>

For the "32-bit" variant: is the element index, in the range 0 to 7, encoded in the "i3h:i3l" fields.

For the "64-bit" variant: is the element index, in the range 0 to 3, encoded in the "i2h:i2l" fields.

Operation

```
CheckSVEEnabled();
constant integer VL = CurrentVL;
constant integer elements = VL DIV (2 * esize);
constant integer eltspersegment = 128 DIV (2 * esize);
constant bits(VL) operand1 = Z[n, VL];
constant bits(VL) operand2 = Z[m, VL];
bits(VL) result;

for e = 0 to elements-1
    constant integer s = e - (e MOD eltspersegment);
    constant integer element1 = SInt(Elem[operand1, 2 * e + sel, esize]);
    constant integer element2 = SInt(Elem[operand2, 2 * s + index, esize]);
    constant integer res = element1 * element2;
    Elem[result, e, 2*esize] = res<2*esize-1:0>;

Z[d, VL] = result;
```

Operational information

If PSTATE.DIT is 1:

- The execution time of this instruction is independent of:
 - The values of the data supplied in any of its registers.
 - The values of the NZCV flags.
- The response of this instruction to asynchronous exceptions does not vary based on:
 - The values of the data supplied in any of its registers.
 - The values of the NZCV flags.

Internal version only: aarchmrs v2025-03_rel, pseudocode v2025-03_rel ; Build timestamp: 2025-03-21T17:41

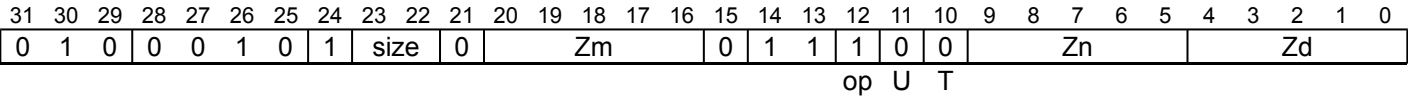
Copyright © 2010-2025 Arm Limited or its affiliates. All rights reserved. This document is Non-Confidential.

SMULLB (vectors)

Signed multiply long (bottom)

Multiply the corresponding even-numbered signed elements of the first and second source vectors, and place the results in the overlapping double-width elements of the destination vector. This instruction is unpredicated.

SVE2 (FEAT_SVE2 || FEAT_SME)



Encoding

SMULLB <Zd>.<T>, <Zn>.<Tb>, <Zm>.<Tb>

Decode for this encoding

```
if !IsFeatureImplemented(FEAT_SVE2) && !IsFeatureImplemented(FEAT_SME) then
    EndOfDecode(Decode_UNDEF);
if size == '00' then EndOfDecode(Decode_UNDEF);
constant integer esize = 8 << UInt(size);
constant integer n = UInt(Zn);
constant integer m = UInt(Zm);
constant integer d = UInt(Zd);
```

Assembler Symbols

<Zd> Is the name of the destination scalable vector register, encoded in the "Zd" field.

<T> Is the size specifier, encoded in “size”:

size	<T>
00	RESERVED
01	H
10	S
11	D

<Zn> Is the name of the first source scalable vector register, encoded in the "Zn" field.

<Tb> Is the size specifier, encoded in “size”:

size	<Tb>
00	RESERVED
01	B
10	H
11	S

<Zm> Is the name of the second source scalable vector register, encoded in the "Zm" field.

Operation

```
CheckSVEEnabled();
constant integer VL = CurrentVL;
constant integer elements = VL DIV esize;
constant bits(VL) operand1 = Z[n, VL];
constant bits(VL) operand2 = Z[m, VL];
bits(VL) result;

for e = 0 to elements-1
    constant integer element1 = SInt(Elem[operand1, 2*e + 0, esize DIV 2]);
    constant integer element2 = SInt(Elem[operand2, 2*e + 0, esize DIV 2]);
    constant integer res = element1 * element2;
    Elem[result, e, esize] = res<esize-1:0>;

Z[d, VL] = result;
```

Operational information

If PSTATE.DIT is 1:

- The execution time of this instruction is independent of:
 - The values of the data supplied in any of its registers.
 - The values of the NZCV flags.
- The response of this instruction to asynchronous exceptions does not vary based on:
 - The values of the data supplied in any of its registers.
 - The values of the NZCV flags.

Internal version only: aarchmrs v2025-03_rel, pseudocode v2025-03_rel ; Build timestamp: 2025-03-21T17:41

Copyright © 2010-2025 Arm Limited or its affiliates. All rights reserved. This document is Non-Confidential.

SMULLT (indexed)

Signed multiply long (top, indexed)

Multiply the odd-numbered signed elements within each 128-bit segment of the first source vector by the specified element in the corresponding second source vector segment, and place the results in the overlapping double-width elements of the destination vector register.

The elements within the second source vector are specified using an immediate index which selects the same element position within each 128-bit vector segment. The index range is from 0 to one less than the number of elements per 128-bit segment.

It has encodings from 2 classes: [32-bit](#) and [64-bit](#)

32-bit (FEAT_SVE2 || FEAT_SME)

31	30	29	28	27	26	25	24	23	22	21	20	19	18	17	16	15	14	13	12	11	10	9	8	7	6	5	4	3	2	1	0
0	1	0	0	0	1	0	0	1	0	1	i3h		Zm			1	1	0	0	i3l	1			Zn					Zd		
size												U				T															

Encoding

SMULLT <Zd>.S, <Zn>.H, <Zm>.H[<imm>]

Decode for this encoding

```
if !IsFeatureImplemented(FEAT_SVE2) && !IsFeatureImplemented(FEAT_SME) then
    EndOfDecode(Decode_UNDEF);
constant integer esize = 16;
constant integer index = UInt(i3h:i3l);
constant integer n = UInt(Zn);
constant integer m = UInt(Zm);
constant integer d = UInt(Zd);
constant integer sel = 1;
```

64-bit (FEAT_SVE2 || FEAT_SME)

31	30	29	28	27	26	25	24	23	22	21	20	19	18	17	16	15	14	13	12	11	10	9	8	7	6	5	4	3	2	1	0
0	1	0	0	0	1	0	0	1	1	1	i2h	Zm			1		1	0	0	i2l	1	Zn				Zd					
size												U				T															

Encoding

SMULLT <Zd>.D, <Zn>.S, <Zm>.S[<imm>]

Decode for this encoding

```
if !IsFeatureImplemented(FEAT_SVE2) && !IsFeatureImplemented(FEAT_SME) then
    EndOfDecode(Decode_UNDEF);
constant integer esize = 32;
constant integer index = UInt(i2h:i2l);
constant integer n = UInt(Zn);
constant integer m = UInt(Zm);
constant integer d = UInt(Zd);
constant integer sel = 1;
```

Assembler Symbols

- <Zd> Is the name of the destination scalable vector register, encoded in the "Zd" field.
- <Zn> Is the name of the first source scalable vector register, encoded in the "Zn" field.
- <Zm> For the "32-bit" variant: is the name of the second source scalable vector register Z0-Z7, encoded in the "Zm" field.

For the "64-bit" variant: is the name of the second source scalable vector register Z0-Z15, encoded in the "Zm" field.

<imm>

For the "32-bit" variant: is the element index, in the range 0 to 7, encoded in the "i3h:i3l" fields.

For the "64-bit" variant: is the element index, in the range 0 to 3, encoded in the "i2h:i2l" fields.

Operation

```
CheckSVEEnabled();
constant integer VL = CurrentVL;
constant integer elements = VL DIV (2 * esize);
constant integer eltspersegment = 128 DIV (2 * esize);
constant bits(VL) operand1 = Z[n, VL];
constant bits(VL) operand2 = Z[m, VL];
bits(VL) result;

for e = 0 to elements-1
    constant integer s = e - (e MOD eltspersegment);
    constant integer element1 = SInt(Elem[operand1, 2 * e + sel, esize]);
    constant integer element2 = SInt(Elem[operand2, 2 * s + index, esize]);
    constant integer res = element1 * element2;
    Elem[result, e, 2*esize] = res<2*esize-1:0>;

Z[d, VL] = result;
```

Operational information

If PSTATE.DIT is 1:

- The execution time of this instruction is independent of:
 - The values of the data supplied in any of its registers.
 - The values of the NZCV flags.
- The response of this instruction to asynchronous exceptions does not vary based on:
 - The values of the data supplied in any of its registers.
 - The values of the NZCV flags.

Internal version only: aarchmrs v2025-03_rel, pseudocode v2025-03_rel ; Build timestamp: 2025-03-21T17:41

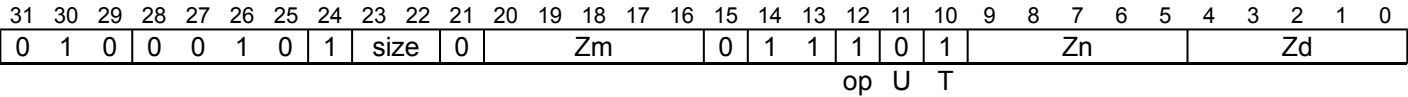
Copyright © 2010-2025 Arm Limited or its affiliates. All rights reserved. This document is Non-Confidential.

SMULLT (vectors)

Signed multiply long (top)

Multiply the corresponding odd-numbered signed elements of the first and second source vectors, and place the results in the overlapping double-width elements of the destination vector. This instruction is unpredicated.

SVE2 (FEAT_SVE2 || FEAT_SME)



Encoding

SMULLT <Zd>.<T>, <Zn>.<Tb>, <Zm>.<Tb>

Decode for this encoding

```
if !IsFeatureImplemented(FEAT_SVE2) && !IsFeatureImplemented(FEAT_SME) then
    EndOfDecode(Decode_UNDEF);
if size == '00' then EndOfDecode(Decode_UNDEF);
constant integer esize = 8 << UInt(size);
constant integer n = UInt(Zn);
constant integer m = UInt(Zm);
constant integer d = UInt(Zd);
```

Assembler Symbols

<Zd> Is the name of the destination scalable vector register, encoded in the "Zd" field.

<T> Is the size specifier, encoded in “size”:

size	<T>
00	RESERVED
01	H
10	S
11	D

<Zn> Is the name of the first source scalable vector register, encoded in the "Zn" field.

<Tb> Is the size specifier, encoded in “size”:

size	<Tb>
00	RESERVED
01	B
10	H
11	S

<Zm> Is the name of the second source scalable vector register, encoded in the "Zm" field.

Operation

```
CheckSVEEnabled();
constant integer VL = CurrentVL;
constant integer elements = VL DIV esize;
constant bits(VL) operand1 = Z[n, VL];
constant bits(VL) operand2 = Z[m, VL];
bits(VL) result;

for e = 0 to elements-1
    constant integer element1 = SInt(Elem[operand1, 2*e + 1, esize DIV 2]);
    constant integer element2 = SInt(Elem[operand2, 2*e + 1, esize DIV 2]);
    constant integer res = element1 * element2;
    Elem[result, e, esize] = res<esize-1:0>;

Z[d, VL] = result;
```

Operational information

If PSTATE.DIT is 1:

- The execution time of this instruction is independent of:
 - The values of the data supplied in any of its registers.
 - The values of the NZCV flags.
- The response of this instruction to asynchronous exceptions does not vary based on:
 - The values of the data supplied in any of its registers.
 - The values of the NZCV flags.

Internal version only: aarchmrs v2025-03_rel, pseudocode v2025-03_rel ; Build timestamp: 2025-03-21T17:41

Copyright © 2010-2025 Arm Limited or its affiliates. All rights reserved. This document is Non-Confidential.

SPLICE

Splice two vectors under predicate control

Select a region from the first source vector and copy it to the lowest-numbered elements of the result. Then set any remaining elements of the result to a copy of the lowest-numbered elements from the second source vector. The region is selected using the first and last true elements in the vector select predicate register. The result is placed destructively in the destination and first source vector, or constructively in the destination vector. It has encodings from 2 classes: [Constructive](#) and [Destructive](#)

Constructive

(FEAT_SVE2 || FEAT_SME)

31	30	29	28	27	26	25	24	23	22	21	20	19	18	17	16	15	14	13	12	11	10	9	8	7	6	5	4	3	2	1	0
0	0	0	0	0	1	0	1	size	1	0	1	1	0	1	1	0	0		Pv					Zn					Zd		

Encoding

SPLICE <Zd>.<T>, <Pv>, { <Zn1>.<T>, <Zn2>.<T> }

Decode for this encoding

```
if !IsFeatureImplemented(FEAT_SVE2) && !IsFeatureImplemented(FEAT_SME) then
    EndOfDecode(Decode_UNDEF);
constant integer esize = 8 << UInt(size);
constant integer v = UInt(Pv);
constant integer dst = UInt(Zd);
constant integer s1 = UInt(Zn);
constant integer s2 = (s1 + 1) MOD 32;
```

Destructive

(FEAT_SVE || FEAT_SME)

31	30	29	28	27	26	25	24	23	22	21	20	19	18	17	16	15	14	13	12	11	10	9	8	7	6	5	4	3	2	1	0
0	0	0	0	0	1	0	1	size	1	0	1	1	0	0	1	0	0	Pv			Zm			Zdn							

Encoding

SPLICE <Zdn>.<T>, <Pv>, <Zdn>.<T>, <Zm>.<T>

Decode for this encoding

```
if !IsFeatureImplemented(FEAT_SVE) && !IsFeatureImplemented(FEAT_SME) then
    EndOfDecode(Decode_UNDEF);
constant integer esize = 8 << UInt(size);
constant integer v = UInt(Pv);
constant integer dst = UInt(Zdn);
constant integer s1 = dst;
constant integer s2 = UInt(Zm);
```

Assembler Symbols

- <Zd> Is the name of the destination scalable vector register, encoded in the "Zd" field.
- <T> Is the size specifier, encoded in “size”:

size	<T>
00	B
01	H
10	S
11	D

- <Pv> Is the name of the vector select predicate register P0-P7, encoded in the "Pv" field.
- <Zn1> Is the name of the first scalable vector register of the source multi-vector group, encoded in the "Zn" field.
- <Zn2> Is the name of the second scalable vector register of the source multi-vector group, encoded in the "Zn" field.
- <Zdn> Is the name of the first source and destination scalable vector register, encoded in the "Zdn" field.
- <Zm> Is the name of the second source scalable vector register, encoded in the "Zm" field.

Operation

```

CheckSVEEnabled();
constant integer VL = CurrentVL;
constant integer PL = VL DIV 8;
constant integer elements = VL DIV esize;
constant bits(PL) mask = P[v, PL];
constant bits(VL) operand1 = if AnyActiveElement(mask, esize) then Z[s1, VL] else Zeros(VL);
constant bits(VL) operand2 = Z[s2, VL];
bits(VL) result;
integer x = 0;
boolean active = FALSE;
constant integer lastnum = LastActiveElement(mask, esize);

if lastnum >= 0 then
    for e = 0 to lastnum
        active = active || ActivePredicateElement(mask, e, esize);
        if active then
            Elem[result, x, esize] = Elem[operand1, e, esize];
            x = x + 1;

constant integer nelements = (elements - x) - 1;
for e = 0 to nelements
    Elem[result, x, esize] = Elem[operand2, e, esize];
    x = x + 1;

Z[dst, VL] = result;

```

Operational information

For the "Destructive" variant:

The destructive variant of this instruction might be immediately preceded in program order by a MOVPRFX instruction. The MOVPRFX must conform to all of the following requirements, otherwise the behavior of the MOVPRFX and the destructive variant of this instruction is CONSTRAINED UNPREDICTABLE:

- The MOVPRFX must be unpredicated.
- The MOVPRFX must specify the same destination register as this instruction.
- The destination register must not refer to architectural register state referenced by any other source operand register of this instruction.

Internal version only: aarchmrs v2025-03_rel, pseudocode v2025-03_rel ; Build timestamp: 2025-03-21T17:41

Copyright © 2010-2025 Arm Limited or its affiliates. All rights reserved. This document is Non-Confidential.

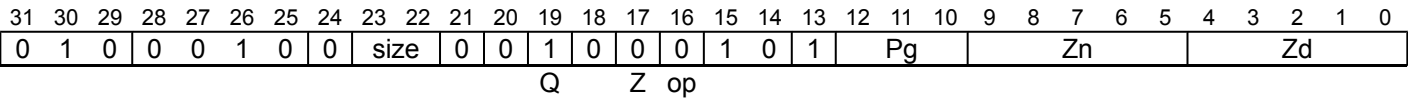
SQABS

Signed saturating absolute value

Compute the absolute value of the signed integer in each active element of the source vector, and place the results in the corresponding elements of the destination vector. Each result element is saturated to the N-bit element's signed integer range $-2^{(N-1)}$ to $(2^{(N-1)})-1$. Inactive elements in the destination vector register remain unmodified or are set to zero, depending on whether merging or zeroing predication is selected.

It has encodings from 2 classes: [Merging](#) and [Zeroing](#)

Merging
(FEAT_SVE2 || FEAT_SME)



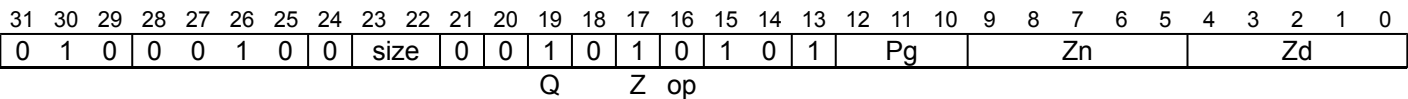
Encoding

SQABS <Zd>.<T>, <Pg>/M, <Zn>.<T>

Decode for this encoding

```
if !IsFeatureImplemented(FEAT_SVE2) && !IsFeatureImplemented(FEAT_SME) then
    EndOfDecode(Decode_UNDEF);
constant integer esize = 8 << UInt(size);
constant integer g = UInt(Pg);
constant integer n = UInt(Zn);
constant integer d = UInt(Zd);
constant boolean merging = TRUE;
```

Zeroing
(FEAT_SVE2p2 || FEAT_SME2p2)



Encoding

SQABS <Zd>.<T>, <Pg>/Z, <Zn>.<T>

Decode for this encoding

```
if !IsFeatureImplemented(FEAT_SVE2p2) && !IsFeatureImplemented(FEAT_SME2p2) then
    EndOfDecode(Decode_UNDEF);
constant integer esize = 8 << UInt(size);
constant integer g = UInt(Pg);
constant integer n = UInt(Zn);
constant integer d = UInt(Zd);
constant boolean merging = FALSE;
```

Assembler Symbols

<Zd> Is the name of the destination scalable vector register, encoded in the "Zd" field.

<T> Is the size specifier, encoded in “size”:

size	<T>
00	B
01	H
10	S
11	D

<Pg> Is the name of the governing scalable predicate register P0-P7, encoded in the "Pg" field.

<Zn> Is the name of the source scalable vector register, encoded in the "Zn" field.

Operation

```

CheckSVEEnabled();
constant integer VL = CurrentVL;
constant integer PL = VL DIV 8;
constant integer elements = VL DIV esize;
constant bits(PL) mask = P[g, PL];
constant bits(VL) operand = if AnyActiveElement(mask, esize) then Z[n, VL] else Zeros(VL);
bits(VL) result = if merging then Z[d, VL] else Zeros(VL);

for e = 0 to elements-1
    if ActivePredicateElement(mask, e, esize) then
        integer element = SInt(Elem[operand, e, esize]);
        element = Abs(element);
        Elem[result, e, esize] = SignedSat(element, esize);

Z[d, VL] = result;

```

Operational information

For the "Merging" variant:

The merging variant of this instruction might be immediately preceded in program order by a MOVPRFX instruction. The MOVPRFX must conform to all of the following requirements, otherwise the behavior of the MOVPRFX and the merging variant of this instruction is CONSTRAINED

UNPREDICTABLE:

- The MOVPRFX can be predicated or unpredicated.
- A predicated MOVPRFX must use the same governing predicate register as the merging variant this instruction.
- A predicated MOVPRFX must use the larger of the destination element size and first source element size in the preferred disassembly of the merging variant of this instruction.
- The MOVPRFX must specify the same destination register as the merging variant of this instruction.
- The destination register must not refer to architectural register state referenced by any other source operand register of the merging variant of this instruction.

Internal version only: aarchmrs v2025-03_rel, pseudocode v2025-03_rel ; Build timestamp: 2025-03-21T17:41

Copyright © 2010-2025 Arm Limited or its affiliates. All rights reserved. This document is Non-Confidential.

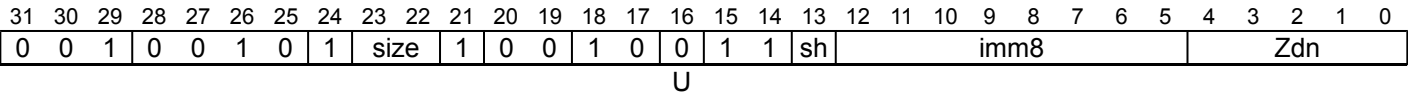
SQADD (immediate)

Signed saturating add immediate (unpredicated)

Signed saturating add of an unsigned immediate to each element of the source vector, and destructively place the results in the corresponding elements of the source vector. Each result element is saturated to the N-bit element's signed integer range $-2^{(N-1)}$ to $(2^{(N-1)})-1$. This instruction is unpredicated. The immediate is an unsigned value in the range 0 to 255, and for element widths of 16 bits or higher it may also be a positive multiple of 256 in the range 256 to 65280.

The immediate is encoded in 8 bits with an optional left shift by 8. The preferred disassembly when the shift option is specified is "**#<uimm8>**, LSL **#8**". However an assembler and disassembler may also allow use of the shifted 16-bit value unless the immediate is 0 and the shift amount is 8, which must be unambiguously described as "**#0**, LSL **#8**".

SVE (FEAT_SVE || FEAT_SME)



Encoding

SQADD <Zdn>.<T>, <Zdn>.<T>, #<imm>{, <shift>}

Decode for this encoding

```
if !IsFeatureImplemented(FEAT_SVE) && !IsFeatureImplemented(FEAT_SME) then
    EndOfDecode(Decode_UNDEF);
if size:sh == '001' then EndOfDecode(Decode_UNDEF);
constant integer esize = 8 << UInt(size);
constant integer dn = UInt(Zdn);
integer imm = UInt(imm8);
if sh == '1' then imm = imm << 8;
constant boolean unsigned = FALSE;
```

Assembler Symbols

<Zdn> Is the name of the source and destination scalable vector register, encoded in the "Zdn" field.

<T> Is the size specifier, encoded in “size”:

size	<T>
00	B
01	H
10	S
11	D

<imm> Is an unsigned immediate in the range 0 to 255, encoded in the "imm8" field.

<shift> Is the optional left shift to apply to the immediate, defaulting to LSL #0 and encoded in “sh”:

sh	<shift>
0	LSL #0
1	LSL #8

Operation

```
CheckSVEEnabled();
constant integer VL = CurrentVL;
constant integer elements = VL DIV esize;
constant bits(VL) operand1 = Z[dn, VL];
bits(VL) result;

for e = 0 to elements-1
    constant integer element1 = Int(Elem[operand1, e, esize], unsigned);
    (Elem[result, e, esize], -) = SatQ(element1 + imm, esize, unsigned);

Z[dn, VL] = result;
```

Operational information

This instruction might be immediately preceded in program order by a MOVPRFX instruction. The MOVPRFX must conform to all of the following requirements, otherwise the behavior of the MOVPRFX and this instruction is CONSTRAINED UNPREDICTABLE:

- The MOVPRFX must be unpredicated.
- The MOVPRFX must specify the same destination register as this instruction.
- The destination register must not refer to architectural register state referenced by any other source operand register of this instruction.

Internal version only: aarchmrs v2025-03_rel, pseudocode v2025-03_rel ; Build timestamp: 2025-03-21T17:41

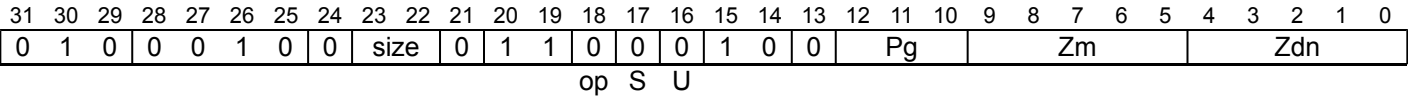
Copyright © 2010-2025 Arm Limited or its affiliates. All rights reserved. This document is Non-Confidential.

SQADD (vectors, predicated)

Signed saturating addition (predicated)

Add active signed elements of the first source vector to corresponding signed elements of the second source vector and destructively place the results in the corresponding elements of the first source vector. Each result element is saturated to the N-bit element's signed integer range $-2^{(N-1)}$ to $(2^{(N-1)})-1$. Inactive elements in the destination vector register remain unmodified.

SVE2
(FEAT_SVE2 || FEAT_SME)



Encoding

SQADD <Zdn>.<T>, <Pg>/M, <Zdn>.<T>, <Zm>.<T>

Decode for this encoding

```
if !IsFeatureImplemented(FEAT_SVE2) && !IsFeatureImplemented(FEAT_SME) then
    EndOfDecode(Decode_UNDEF);
constant integer esize = 8 << UInt(size);
constant integer g = UInt(Pg);
constant integer dn = UInt(Zdn);
constant integer m = UInt(Zm);
```

Assembler Symbols

<Zdn> Is the name of the first source and destination scalable vector register, encoded in the "Zdn" field.

<T> Is the size specifier, encoded in "size":

size	<T>
00	B
01	H
10	S
11	D

<Pg> Is the name of the governing scalable predicate register P0-P7, encoded in the "Pg" field.

<Zm> Is the name of the second source scalable vector register, encoded in the "Zm" field.

Operation

```
CheckSVEEnabled();
constant integer VL = CurrentVL;
constant integer PL = VL DIV 8;
constant integer elements = VL DIV esize;
constant bits(PL) mask = P[g, PL];
constant bits(VL) operand1 = Z[dn, VL];
constant bits(VL) operand2 = if AnyActiveElement(mask, esize) then Z[m, VL] else Zeros(VL);
bits(VL) result;

for e = 0 to elements-1
    constant integer element1 = SInt(Elem[operand1, e, esize]);
    constant integer element2 = SInt(Elem[operand2, e, esize]);
    if ActivePredicateElement(mask, e, esize) then
        Elem[result, e, esize] = SignedSat(element1 + element2, esize);
    else
        Elem[result, e, esize] = Elem[operand1, e, esize];

Z[dn, VL] = result;
```

Operational information

This instruction might be immediately preceded in program order by a MOVPRFX instruction. The MOVPRFX must conform to all of the following requirements, otherwise the behavior of the MOVPRFX and this instruction is CONSTRAINED UNPREDICTABLE:

- The MOVPRFX can be predicated or unpredicated.
- A predicated MOVPRFX must use the same governing predicate register as this instruction.
- A predicated MOVPRFX must use the larger of the destination element size and first source element size in the preferred disassembly of this instruction.
- The MOVPRFX must specify the same destination register as this instruction.
- The destination register must not refer to architectural register state referenced by any other source operand register of this instruction.

Internal version only: aarchmrs v2025-03_rel, pseudocode v2025-03_rel ; Build timestamp: 2025-03-21T17:41

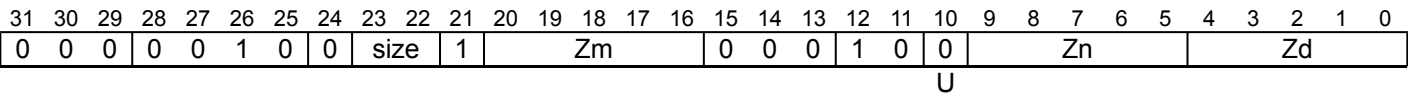
Copyright © 2010-2025 Arm Limited or its affiliates. All rights reserved. This document is Non-Confidential.

SQADD (vectors, unpredicated)

Signed saturating add vectors (unpredicated)

Signed saturating add all elements of the second source vector to corresponding elements of the first source vector and place the results in the corresponding elements of the destination vector. Each result element is saturated to the N-bit element's signed integer range $-2^{(N-1)}$ to $(2^{(N-1)})-1$. This instruction is unpredicated.

SVE
(FEAT_SVE || FEAT_SME)



Encoding

SQADD <Zd>.<T>, <Zn>.<T>, <Zm>.<T>

Decode for this encoding

```
if !IsFeatureImplemented(FEAT_SVE) && !IsFeatureImplemented(FEAT_SME) then
    EndOfDecode(Decode_UNDEF);
constant integer esize = 8 << UInt(size);
constant integer n = UInt(Zn);
constant integer m = UInt(Zm);
constant integer d = UInt(Zd);
constant boolean unsigned = FALSE;
```

Assembler Symbols

<Zd> Is the name of the destination scalable vector register, encoded in the "Zd" field.

<T> Is the size specifier, encoded in "size":

size	<T>
00	B
01	H
10	S
11	D

<Zn> Is the name of the first source scalable vector register, encoded in the "Zn" field.

<Zm> Is the name of the second source scalable vector register, encoded in the "Zm" field.

Operation

```
CheckSVEEnabled();
constant integer VL = CurrentVL;
constant integer elements = VL DIV esize;
constant bits(VL) operand1 = Z[n, VL];
constant bits(VL) operand2 = Z[m, VL];
bits(VL) result;

for e = 0 to elements-1
    constant integer element1 = Int(Elem[operand1, e, esize], unsigned);
    constant integer element2 = Int(Elem[operand2, e, esize], unsigned);
    (Elem[result, e, esize], -) = SatQ(element1 + element2, esize, unsigned);

Z[d, VL] = result;
```

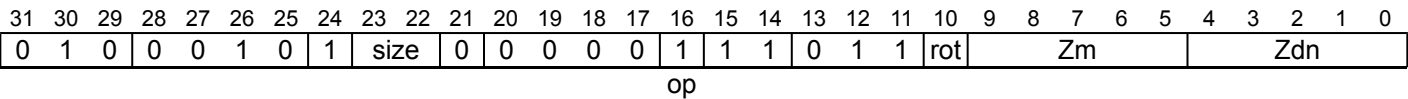

SQCADD

Saturating complex integer add with rotate

Add the real and imaginary components of the integral complex numbers from the first source vector to the complex numbers from the second source vector which have first been rotated by 90 or 270 degrees in the direction from the positive real axis towards the positive imaginary axis, when considered in polar representation, equivalent to multiplying the complex numbers in the second source vector by $\pm j$ beforehand. Destructively place the results in the corresponding elements of the first source vector. Each result element is saturated to the N-bit element's signed integer range $-2^{(N-1)}$ to $(2^{(N-1)})-1$. This instruction is unpredicated.

Each complex number is represented in a vector register as an even/odd pair of elements with the real part in the even-numbered element and the imaginary part in the odd-numbered element.

SVE2
(FEAT_SVE2 || FEAT_SME)



Encoding

```
SQCADD <Zdn>.<T>, <Zdn>.<T>, <Zm>.<T>, <const>
```

Decode for this encoding

```
if !IsFeatureImplemented(FEAT_SVE2) && !IsFeatureImplemented(FEAT_SME) then
    EndOfDecode(Decode_UNDEF);
constant integer esize = 8 << UInt(size);
constant integer m = UInt(Zm);
constant integer dn = UInt(Zdn);
constant boolean sub_i = (rot == '0');
constant boolean sub_r = (rot == '1');
```

Assembler Symbols

<Zdn> Is the name of the first source and destination scalable vector register, encoded in the "Zdn" field.

<T> Is the size specifier, encoded in "size":

size	<T>
00	B
01	H
10	S
11	D

<Zm> Is the name of the second source scalable vector register, encoded in the "Zm" field.

<const> Is the const specifier, encoded in "rot":

rot	<const>
0	#90
1	#270

Operation

```
CheckSVEEnabled();
constant integer VL = CurrentVL;
constant integer pairs = VL DIV (2 * esize);
constant bits(VL) operand1 = Z[dn, VL];
constant bits(VL) operand2 = Z[m, VL];
bits(VL) result;

for p = 0 to pairs-1
    integer acc_r = SInt(Elem[operand1, 2 * p + 0, esize]);
    integer acc_i = SInt(Elem[operand1, 2 * p + 1, esize]);
    constant integer elt2_r = SInt(Elem[operand2, 2 * p + 0, esize]);
    constant integer elt2_i = SInt(Elem[operand2, 2 * p + 1, esize]);
    if sub_i then
        acc_r = acc_r - elt2_i;
        acc_i = acc_i + elt2_r;
    if sub_r then
        acc_r = acc_r + elt2_i;
        acc_i = acc_i - elt2_r;

    Elem[result, 2 * p + 0, esize] = SignedSat(acc_r, esize);
    Elem[result, 2 * p + 1, esize] = SignedSat(acc_i, esize);

Z[dn, VL] = result;
```

Operational information

This instruction might be immediately preceded in program order by a MOVPRFX instruction. The MOVPRFX must conform to all of the following requirements, otherwise the behavior of the MOVPRFX and this instruction is CONSTRAINED UNPREDICTABLE:

- The MOVPRFX must be unpredicated.
- The MOVPRFX must specify the same destination register as this instruction.
- The destination register must not refer to architectural register state referenced by any other source operand register of this instruction.

Internal version only: aarchmrs v2025-03_rel, pseudocode v2025-03_rel ; Build timestamp: 2025-03-21T17:41

Copyright © 2010-2025 Arm Limited or its affiliates. All rights reserved. This document is Non-Confidential.

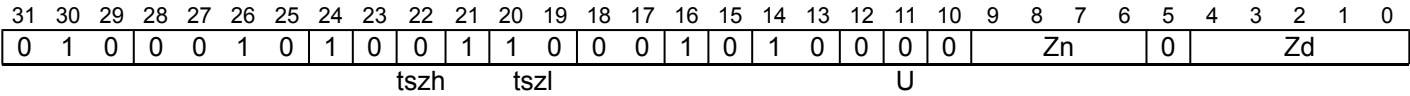
SQCVTN

Signed 32-bit integer saturating extract narrow and interleave to 16-bit integer

Saturate the signed integer value in each element of the group of two source vectors to half the original source element width, and place the two-way interleaved results in the half-width destination elements.

This instruction is unpredicated.

SVE2
(FEAT_SME2 || FEAT_SVE2p1)



Encoding

```
SQCVTN <Zd>.H, { <Zn1>.S-<Zn2>.S }
```

Decode for this encoding

```
if !IsFeatureImplemented(FEAT_SME2) && !IsFeatureImplemented(FEAT_SVE2p1) then
    EndOfDecode(Decode_UNDEF);
constant integer esize = 16;
constant integer n = UInt(Zn:'0');
constant integer d = UInt(Zd);
```

Assembler Symbols

- <Zd> Is the name of the destination scalable vector register, encoded in the "Zd" field.
- <Zn1> Is the name of the first scalable vector register of the source multi-vector group, encoded as "Zn" times 2.
- <Zn2> Is the name of the second scalable vector register of the source multi-vector group, encoded as "Zn" times 2 plus 1.

Operation

```
CheckSVEEnabled();
constant integer VL = CurrentVL;
constant integer elements = VL DIV (2 * esize);
bits(VL) result;

for e = 0 to elements-1
    for i = 0 to 1
        constant bits(VL) operand = Z[n+i, VL];
        constant integer element = SInt(Elem[operand, e, 2 * esize]);
        Elem[result, 2*e + i, esize] = SignedSat(element, esize);

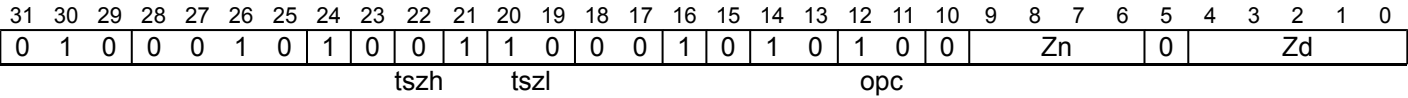
Z[d, VL] = result;
```

SQCVTUN

Signed 32-bit integer saturating unsigned extract narrow and interleave to 16-bit integer

Saturate the signed integer value in each element of the group of two source vectors to unsigned integer value that is half the original source element width, and place the two-way interleaved results in the half-width destination elements.
This instruction is unpredicated.

SVE2
(FEAT_SME2 || FEAT_SVE2p1)



Encoding

```
SQCVTUN <Zd>.H, { <Zn1>.S-<Zn2>.S }
```

Decode for this encoding

```
if !IsFeatureImplemented(FEAT_SME2) && !IsFeatureImplemented(FEAT_SVE2p1) then
    EndOfDecode(Decode_UNDEF);
constant integer esize = 16;
constant integer n = UInt(Zn:'0');
constant integer d = UInt(Zd);
```

Assembler Symbols

- <Zd> Is the name of the destination scalable vector register, encoded in the "Zd" field.
- <Zn1> Is the name of the first scalable vector register of the source multi-vector group, encoded as "Zn" times 2.
- <Zn2> Is the name of the second scalable vector register of the source multi-vector group, encoded as "Zn" times 2 plus 1.

Operation

```
CheckSVEEnabled();
constant integer VL = CurrentVL;
constant integer elements = VL DIV (2 * esize);
bits(VL) result;

for e = 0 to elements-1
    for i = 0 to 1
        constant bits(VL) operand = Z[n+i, VL];
        constant integer element = SInt(Elem[operand, e, 2 * esize]);
        Elem[result, 2*e + i, esize] = UnsignedSat(element, esize);

Z[d, VL] = result;
```


SQDECB

Signed saturating decrement scalar by multiple of 8-bit predicate constraint element count

Determines the number of active 8-bit elements implied by the named predicate constraint, multiplies that by an immediate in the range 1 to 16 inclusive, and then uses the result to decrement the scalar destination. The result is saturated to the source general-purpose register's signed integer range. A 32-bit saturated result is then sign-extended to 64 bits.

The named predicate constraint limits the number of active elements in a single predicate to:

- A fixed number (VL1 to VL256)
- The largest power of two (POW2)
- The largest multiple of three or four (MUL3 or MUL4)
- All available, implicitly a multiple of two (ALL).

Unspecified or out of range constraint encodings generate an empty predicate or zero element count rather than Undefined Instruction exception.

It has encodings from 2 classes: [32-bit](#) and [64-bit](#)

32-bit (FEAT_SVE || FEAT_SME)

31	30	29	28	27	26	25	24	23	22	21	20	19	18	17	16	15	14	13	12	11	10	9	8	7	6	5	4	3	2	1	0	
0	0	0	0	0	1	0	0	0	0	1	0	imm4				1	1	1	1	1	0	pattern					Rdn					
size											sf		D U																			

Encoding

SQDECB <Xdn>, <Wdn>{, <pattern>{, MUL #<imm>}}

Decode for this encoding

```
if !IsFeatureImplemented(FEAT_SVE) && !IsFeatureImplemented(FEAT_SME) then
    EndOfDecode(Decode_UNDEF);
constant integer esize = 8;
constant integer dn = UInt(Rdn);
constant bits(5) pat = pattern;
constant integer imm = UInt(imm4) + 1;

constant boolean unsigned = FALSE;
constant integer ssize = 32;
```

64-bit (FEAT_SVE || FEAT_SME)

31	30	29	28	27	26	25	24	23	22	21	20	19	18	17	16	15	14	13	12	11	10	9	8	7	6	5	4	3	2	1	0
0	0	0	0	0	1	0	0	0	0	1	1	imm4				1	1	1	1	1	0	pattern					Rdn				
size											sf		D U																		

Encoding

SQDECB <Xdn>{, <pattern>{, MUL #<imm>}}

Decode for this encoding

```
if !IsFeatureImplemented(FEAT_SVE) && !IsFeatureImplemented(FEAT_SME) then
    EndOfDecode(Decode_UNDEF);
constant integer esize = 8;
constant integer dn = UInt(Rdn);
constant bits(5) pat = pattern;
constant integer imm = UInt(imm4) + 1;

constant boolean unsigned = FALSE;
constant integer ssize = 64;
```

Assembler Symbols

- <Xdn>Is the 64-bit name of the source and destination general-purpose register, encoded in the "Rdn" field.
- <Wdn>Is the 32-bit name of the source and destination general-purpose register, encoded in the "Rdn" field.
- <pattern>Is the optional pattern specifier, defaulting to ALL, encoded in “pattern”:

pattern	<pattern>
00000	POW2
00001	VL1
00010	VL2
00011	VL3
00100	VL4
00101	VL5
00110	VL6
00111	VL7
01000	VL8
01001	VL16
01010	VL32
01011	VL64
01100	VL128
01101	VL256
0111x	#uimm5
1xx00	#uimm5
1x0x1	#uimm5
1x010	#uimm5
101x1	#uimm5
10110	#uimm5
11101	MUL4
11110	MUL3
11111	ALL

- <imm>Is the immediate multiplier, in the range 1 to 16, defaulting to 1, encoded in the "imm4" field.

Operation

```
CheckSVEEnabled();
constant integer count = DecodePredCount(pat, esize);
constant bits(ssize) operand1 = X[dn, ssize];
bits(ssize) result;
constant integer element1 = Int(operand1, unsigned);
(result, -) = SatQ(element1 - (count * imm), ssize, unsigned);
X[dn, 64] = Extend(result, 64, unsigned);
```

SQDECD (scalar)

Signed saturating decrement scalar by multiple of 64-bit predicate constraint element count

Determines the number of active 64-bit elements implied by the named predicate constraint, multiplies that by an immediate in the range 1 to 16 inclusive, and then uses the result to decrement the scalar destination. The result is saturated to the source general-purpose register's signed integer range. A 32-bit saturated result is then sign-extended to 64 bits.

The named predicate constraint limits the number of active elements in a single predicate to:

- A fixed number (VL1 to VL256)
- The largest power of two (POW2)
- The largest multiple of three or four (MUL3 or MUL4)
- All available, implicitly a multiple of two (ALL).

Unspecified or out of range constraint encodings generate an empty predicate or zero element count rather than Undefined Instruction exception.

It has encodings from 2 classes: [32-bit](#) and [64-bit](#)

32-bit (FEAT_SVE || FEAT_SME)

31	30	29	28	27	26	25	24	23	22	21	20	19	18	17	16	15	14	13	12	11	10	9	8	7	6	5	4	3	2	1	0
0	0	0	0	0	1	0	0	1	1	1	0	imm4				1	1	1	1	1	0	pattern					Rdn				
size												sf		D						U											

Encoding

SQDECD <Xdn>, <Wdn>{, <pattern>{, MUL #<imm>}}

Decode for this encoding

```
if !IsFeatureImplemented(FEAT_SVE) && !IsFeatureImplemented(FEAT_SME) then
    EndOfDecode(Decode_UNDEF);
constant integer esize = 64;
constant integer dn = UInt(Rdn);
constant bits(5) pat = pattern;
constant integer imm = UInt(imm4) + 1;

constant boolean unsigned = FALSE;
constant integer ssize = 32;
```

64-bit (FEAT_SVE || FEAT_SME)

31	30	29	28	27	26	25	24	23	22	21	20	19	18	17	16	15	14	13	12	11	10	9	8	7	6	5	4	3	2	1	0
0	0	0	0	0	1	0	0	1	1	1	1	imm4				1	1	1	1	1	0	pattern					Rdn				
size												sf		D						U											

Encoding

SQDECD <Xdn>{, <pattern>{, MUL #<imm>}}

Decode for this encoding

```
if !IsFeatureImplemented(FEAT_SVE) && !IsFeatureImplemented(FEAT_SME) then
    EndOfDecode(Decode_UNDEF);
constant integer esize = 64;
constant integer dn = UInt(Rdn);
constant bits(5) pat = pattern;
constant integer imm = UInt(imm4) + 1;

constant boolean unsigned = FALSE;
constant integer ssize = 64;
```

Assembler Symbols

- <Xdn>Is the 64-bit name of the source and destination general-purpose register, encoded in the "Rdn" field.
- <Wdn>Is the 32-bit name of the source and destination general-purpose register, encoded in the "Rdn" field.
- <pattern>Is the optional pattern specifier, defaulting to ALL, encoded in “pattern”:

pattern	<pattern>
00000	POW2
00001	VL1
00010	VL2
00011	VL3
00100	VL4
00101	VL5
00110	VL6
00111	VL7
01000	VL8
01001	VL16
01010	VL32
01011	VL64
01100	VL128
01101	VL256
0111x	#uimm5
1xx00	#uimm5
1x0x1	#uimm5
1x010	#uimm5
101x1	#uimm5
10110	#uimm5
11101	MUL4
11110	MUL3
11111	ALL

- <imm>Is the immediate multiplier, in the range 1 to 16, defaulting to 1, encoded in the "imm4" field.

Operation

```
CheckSVEEnabled();
constant integer count = DecodePredCount(pat, esize);
constant bits(ssize) operand1 = X[dn, ssize];
bits(ssize) result;
constant integer element1 = Int(operand1, unsigned);
(result, -) = SatQ(element1 - (count * imm), ssize, unsigned);
X[dn, 64] = Extend(result, 64, unsigned);
```

SQDECD (vector)

Signed saturating decrement vector by multiple of 64-bit predicate constraint element count

Determines the number of active 64-bit elements implied by the named predicate constraint, multiplies that by an immediate in the range 1 to 16 inclusive, and then uses the result to decrement all destination vector elements. The results are saturated to the 64-bit signed integer range.

The named predicate constraint limits the number of active elements in a single predicate to:

- A fixed number (VL1 to VL256)
- The largest power of two (POW2)
- The largest multiple of three or four (MUL3 or MUL4)
- All available, implicitly a multiple of two (ALL).

Unspecified or out of range constraint encodings generate an empty predicate or zero element count rather than Undefined Instruction exception.

SVE (FEAT_SVE || FEAT_SME)

31	30	29	28	27	26	25	24	23	22	21	20	19	18	17	16	15	14	13	12	11	10	9	8	7	6	5	4	3	2	1	0
0	0	0	0	0	1	0	0	1	1	1	0	imm4				1	1	0	0	1	0	pattern					Zdn				
size												D U																			

Encoding

SQDECD <Zdn>.D{, <pattern>{, MUL #<imm>}}

Decode for this encoding

```
if !IsFeatureImplemented(FEAT_SVE) && !IsFeatureImplemented(FEAT_SME) then
    EndOfDecode(Decode_UNDEF);
constant integer esize = 64;
constant integer dn = UInt(Zdn);
constant bits(5) pat = pattern;
constant integer imm = UInt(imm4) + 1;

constant boolean unsigned = FALSE;
```

Assembler Symbols

- <Zdn> Is the name of the source and destination scalable vector register, encoded in the "Zdn" field.
- <pattern> Is the optional pattern specifier, defaulting to ALL, encoded in “pattern”:

pattern	<pattern>
00000	POW2
00001	VL1
00010	VL2
00011	VL3
00100	VL4
00101	VL5
00110	VL6
00111	VL7
01000	VL8
01001	VL16
01010	VL32
01011	VL64
01100	VL128
01101	VL256
0111x	#uimm5
1xx00	#uimm5
1x0x1	#uimm5
1x010	#uimm5
101x1	#uimm5
10110	#uimm5
11101	MUL4
11110	MUL3
11111	ALL

<imm> Is the immediate multiplier, in the range 1 to 16, defaulting to 1, encoded in the "imm4" field.

Operation

```

CheckSVEEnabled();
constant integer VL = CurrentVL;
constant integer elements = VL DIV esize;
constant integer count = DecodePredCount(pat, esize);
constant bits(VL) operand1 = Z[dn, VL];
bits(VL) result;

for e = 0 to elements-1
    constant integer element1 = Int(Elem[operand1, e, esize], unsigned);
    (Elem[result, e, esize], -) = SatQ(element1 - (count * imm), esize, unsigned);

Z[dn, VL] = result;

```

Operational information

This instruction might be immediately preceded in program order by a MOVPRFX instruction. The MOVPRFX must conform to all of the following requirements, otherwise the behavior of the MOVPRFX and this instruction is CONSTRAINED UNPREDICTABLE:

- The MOVPRFX must be unpredicated.
- The MOVPRFX must specify the same destination register as this instruction.
- The destination register must not refer to architectural register state referenced by any other source operand register of this instruction.

Internal version only: aarchmrs v2025-03_rel, pseudocode v2025-03_rel ; Build timestamp: 2025-03-21T17:41

Copyright © 2010-2025 Arm Limited or its affiliates. All rights reserved. This document is Non-Confidential.

SQDECH (scalar)

Signed saturating decrement scalar by multiple of 16-bit predicate constraint element count

Determines the number of active 16-bit elements implied by the named predicate constraint, multiplies that by an immediate in the range 1 to 16 inclusive, and then uses the result to decrement the scalar destination. The result is saturated to the source general-purpose register's signed integer range. A 32-bit saturated result is then sign-extended to 64 bits.

The named predicate constraint limits the number of active elements in a single predicate to:

- A fixed number (VL1 to VL256)
- The largest power of two (POW2)
- The largest multiple of three or four (MUL3 or MUL4)
- All available, implicitly a multiple of two (ALL).

Unspecified or out of range constraint encodings generate an empty predicate or zero element count rather than Undefined Instruction exception.

It has encodings from 2 classes: [32-bit](#) and [64-bit](#)

32-bit (FEAT_SVE || FEAT_SME)

31	30	29	28	27	26	25	24	23	22	21	20	19	18	17	16	15	14	13	12	11	10	9	8	7	6	5	4	3	2	1	0
0	0	0	0	0	1	0	0	0	1	1	0	imm4				1	1	1	1	1	0	pattern					Rdn				
size												sf		D						U											

Encoding

SQDECH <Xdn>, <Wdn>{, <pattern>{, MUL #<imm>}}

Decode for this encoding

```
if !IsFeatureImplemented(FEAT_SVE) && !IsFeatureImplemented(FEAT_SME) then
    EndOfDecode(Decode_UNDEF);
constant integer esize = 16;
constant integer dn = UInt(Rdn);
constant bits(5) pat = pattern;
constant integer imm = UInt(imm4) + 1;

constant boolean unsigned = FALSE;
constant integer ssize = 32;
```

64-bit (FEAT_SVE || FEAT_SME)

31	30	29	28	27	26	25	24	23	22	21	20	19	18	17	16	15	14	13	12	11	10	9	8	7	6	5	4	3	2	1	0
0	0	0	0	0	1	0	0	0	1	1	1	imm4				1	1	1	1	1	0	pattern					Rdn				
size												sf		D						U											

Encoding

SQDECH <Xdn>{, <pattern>{, MUL #<imm>}}

Decode for this encoding

```
if !IsFeatureImplemented(FEAT_SVE) && !IsFeatureImplemented(FEAT_SME) then
    EndOfDecode(Decode_UNDEF);
constant integer esize = 16;
constant integer dn = UInt(Rdn);
constant bits(5) pat = pattern;
constant integer imm = UInt(imm4) + 1;

constant boolean unsigned = FALSE;
constant integer ssize = 64;
```

Assembler Symbols

- <Xdn>Is the 64-bit name of the source and destination general-purpose register, encoded in the "Rdn" field.
- <Wdn>Is the 32-bit name of the source and destination general-purpose register, encoded in the "Rdn" field.
- <pattern>Is the optional pattern specifier, defaulting to ALL, encoded in “pattern”:

pattern	<pattern>
00000	POW2
00001	VL1
00010	VL2
00011	VL3
00100	VL4
00101	VL5
00110	VL6
00111	VL7
01000	VL8
01001	VL16
01010	VL32
01011	VL64
01100	VL128
01101	VL256
0111x	#uimm5
1xx00	#uimm5
1x0x1	#uimm5
1x010	#uimm5
101x1	#uimm5
10110	#uimm5
11101	MUL4
11110	MUL3
11111	ALL

- <imm>Is the immediate multiplier, in the range 1 to 16, defaulting to 1, encoded in the "imm4" field.

Operation

```
CheckSVEEnabled();
constant integer count = DecodePredCount(pat, esize);
constant bits(ssize) operand1 = X[dn, ssize];
bits(ssize) result;
constant integer element1 = Int(operand1, unsigned);
(result, -) = SatQ(element1 - (count * imm), ssize, unsigned);
X[dn, 64] = Extend(result, 64, unsigned);
```


SQDECH (vector)

Signed saturating decrement vector by multiple of 16-bit predicate constraint element count

Determines the number of active 16-bit elements implied by the named predicate constraint, multiplies that by an immediate in the range 1 to 16 inclusive, and then uses the result to decrement all destination vector elements. The results are saturated to the 16-bit signed integer range.

The named predicate constraint limits the number of active elements in a single predicate to:

- A fixed number (VL1 to VL256)
- The largest power of two (POW2)
- The largest multiple of three or four (MUL3 or MUL4)
- All available, implicitly a multiple of two (ALL).

Unspecified or out of range constraint encodings generate an empty predicate or zero element count rather than Undefined Instruction exception.

SVE (FEAT_SVE || FEAT_SME)

31	30	29	28	27	26	25	24	23	22	21	20	19	18	17	16	15	14	13	12	11	10	9	8	7	6	5	4	3	2	1	0
0	0	0	0	0	1	0	0	0	1	1	0	imm4				1	1	0	0	1	0	pattern					Zdn				
size												D U																			

Encoding

SQDECH <Zdn>.H{, <pattern>{, MUL #<imm>}}

Decode for this encoding

```
if !IsFeatureImplemented(FEAT_SVE) && !IsFeatureImplemented(FEAT_SME) then
    EndOfDecode(Decode_UNDEF);
constant integer esize = 16;
constant integer dn = UInt(Zdn);
constant bits(5) pat = pattern;
constant integer imm = UInt(imm4) + 1;

constant boolean unsigned = FALSE;
```

Assembler Symbols

- <Zdn> Is the name of the source and destination scalable vector register, encoded in the "Zdn" field.
- <pattern> Is the optional pattern specifier, defaulting to ALL, encoded in “pattern”:

pattern	<pattern>
00000	POW2
00001	VL1
00010	VL2
00011	VL3
00100	VL4
00101	VL5
00110	VL6
00111	VL7
01000	VL8
01001	VL16
01010	VL32
01011	VL64
01100	VL128
01101	VL256
0111x	#uimm5
1xx00	#uimm5
1x0x1	#uimm5
1x010	#uimm5
101x1	#uimm5
10110	#uimm5
11101	MUL4
11110	MUL3
11111	ALL

<imm> Is the immediate multiplier, in the range 1 to 16, defaulting to 1, encoded in the "imm4" field.

Operation

```

CheckSVEEnabled();
constant integer VL = CurrentVL;
constant integer elements = VL DIV esize;
constant integer count = DecodePredCount(pat, esize);
constant bits(VL) operand1 = Z[dn, VL];
bits(VL) result;

for e = 0 to elements-1
    constant integer element1 = Int(Elem[operand1, e, esize], unsigned);
    (Elem[result, e, esize], -) = SatQ(element1 - (count * imm), esize, unsigned);

Z[dn, VL] = result;

```

Operational information

This instruction might be immediately preceded in program order by a MOVPRFX instruction. The MOVPRFX must conform to all of the following requirements, otherwise the behavior of the MOVPRFX and this instruction is CONSTRAINED UNPREDICTABLE:

- The MOVPRFX must be unpredicated.
- The MOVPRFX must specify the same destination register as this instruction.
- The destination register must not refer to architectural register state referenced by any other source operand register of this instruction.

Internal version only: aarchmrs v2025-03_rel, pseudocode v2025-03_rel ; Build timestamp: 2025-03-21T17:41

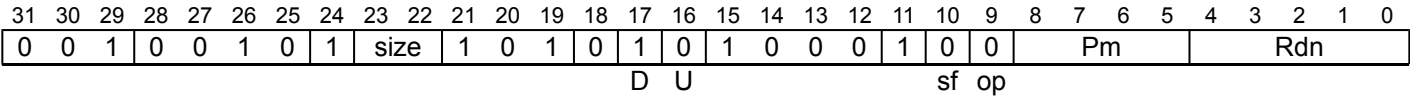
Copyright © 2010-2025 Arm Limited or its affiliates. All rights reserved. This document is Non-Confidential.

SQDECP (scalar)

Signed saturating decrement scalar by count of true predicate elements

Counts the number of true elements in the source predicate and then uses the result to decrement the scalar destination. The result is saturated to the source general-purpose register's signed integer range. A 32-bit saturated result is then sign-extended to 64 bits. It has encodings from 2 classes: [32-bit](#) and [64-bit](#)

32-bit (FEAT_SVE || FEAT_SME)



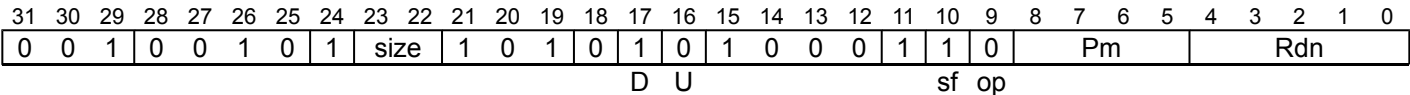
Encoding

SQDECP <Xdn>, <Pm>.<T>, <Wdn>

Decode for this encoding

```
if !IsFeatureImplemented(FEAT_SVE) && !IsFeatureImplemented(FEAT_SME) then
    EndOfDecode(Decode_UNDEF);
constant integer esize = 8 << UInt(size);
constant integer m = UInt(Pm);
constant integer dn = UInt(Rdn);
constant boolean unsigned = FALSE;
constant integer ssize = 32;
```

64-bit (FEAT_SVE || FEAT_SME)



Encoding

SQDECP <Xdn>, <Pm>.<T>

Decode for this encoding

```
if !IsFeatureImplemented(FEAT_SVE) && !IsFeatureImplemented(FEAT_SME) then
    EndOfDecode(Decode_UNDEF);
constant integer esize = 8 << UInt(size);
constant integer m = UInt(Pm);
constant integer dn = UInt(Rdn);
constant boolean unsigned = FALSE;
constant integer ssize = 64;
```

Assembler Symbols

- <Xdn> Is the 64-bit name of the source and destination general-purpose register, encoded in the "Rdn" field.
- <Pm> Is the name of the source scalable predicate register, encoded in the "Pm" field.
- <T> Is the size specifier, encoded in "size":

size	<T>
00	B
01	H
10	S
11	D

<Wdn> Is the 32-bit name of the source and destination general-purpose register, encoded in the "Rdn" field.

Operation

```

CheckSVEEnabled();
constant integer VL = CurrentVL;
constant integer PL = VL DIV 8;
constant integer elements = VL DIV esize;
constant bits(ssize) operand1 = X[dn, ssize];
constant bits(PL) operand2 = P[m, PL];
bits(ssize) result;
integer count = 0;

for e = 0 to elements-1
    if ActivePredicateElement(operand2, e, esize) then
        count = count + 1;

constant integer element = Int(operand1, unsigned);
(result, -) = SatQ(element - count, ssize, unsigned);
X[dn, 64] = Extend(result, 64, unsigned);

```

Operational information

If FEAT_SME is implemented and the PE is in Streaming SVE mode, then any subsequent instruction which is dependent on the general-purpose register written by this instruction might be significantly delayed.

Internal version only: aarchmrs v2025-03_rel, pseudocode v2025-03_rel ; Build timestamp: 2025-03-21T17:41

Copyright © 2010-2025 Arm Limited or its affiliates. All rights reserved. This document is Non-Confidential.

SQDECP (vector)

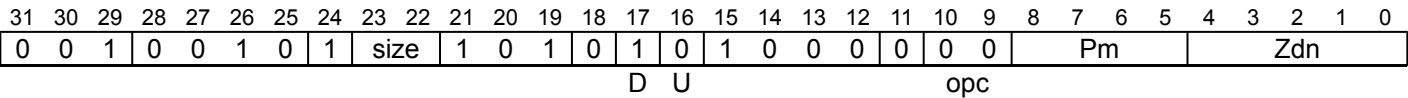
Signed saturating decrement vector by count of true predicate elements

Counts the number of true elements in the source predicate and then uses the result to decrement all destination vector elements. The results are saturated to the element signed integer range.

The predicate size specifier may be omitted in assembler source code, but this is deprecated and will be prohibited in a future release of the architecture.

SVE

(FEAT_SVE || FEAT_SME)



Encoding

```
SQDECP <Zdn>.<T>, <Pm>.<T>
```

Decode for this encoding

```
if !IsFeatureImplemented(FEAT_SVE) && !IsFeatureImplemented(FEAT_SME) then
    EndOfDecode(Decode_UNDEF);
if size == '00' then EndOfDecode(Decode_UNDEF);
constant integer esize = 8 << UInt(size);
constant integer m = UInt(Pm);
constant integer dn = UInt(Zdn);
constant boolean unsigned = FALSE;
```

Assembler Symbols

<Zdn> Is the name of the source and destination scalable vector register, encoded in the "Zdn" field.

<T> Is the size specifier, encoded in “size”:

size	<T>
00	RESERVED
01	H
10	S
11	D

<Pm> Is the name of the source scalable predicate register, encoded in the "Pm" field.

Operation

```
CheckSVEEnabled();
constant integer VL = CurrentVL;
constant integer PL = VL DIV 8;
constant integer elements = VL DIV esize;
constant bits(VL) operand1 = Z[dn, VL];
constant bits(PL) operand2 = P[m, PL];
bits(VL) result;
integer count = 0;

for e = 0 to elements-1
    if ActivePredicateElement(operand2, e, esize) then
        count = count + 1;

for e = 0 to elements-1
    constant integer element = Int(Elem[operand1, e, esize], unsigned);
    (Elem[result, e, esize], -) = SatQ(element - count, esize, unsigned);

Z[dn, VL] = result;
```

Operational information

This instruction might be immediately preceded in program order by a MOVPRFX instruction. The MOVPRFX must conform to all of the following requirements, otherwise the behavior of the MOVPRFX and this instruction is CONSTRAINED UNPREDICTABLE:

- The MOVPRFX must be unpredicated.
- The MOVPRFX must specify the same destination register as this instruction.
- The destination register must not refer to architectural register state referenced by any other source operand register of this instruction.

Internal version only: aarchmrs v2025-03_rel, pseudocode v2025-03_rel ; Build timestamp: 2025-03-21T17:41

Copyright © 2010-2025 Arm Limited or its affiliates. All rights reserved. This document is Non-Confidential.

SQDECW (scalar)

Signed saturating decrement scalar by multiple of 32-bit predicate constraint element count

Determines the number of active 32-bit elements implied by the named predicate constraint, multiplies that by an immediate in the range 1 to 16 inclusive, and then uses the result to decrement the scalar destination. The result is saturated to the source general-purpose register's signed integer range. A 32-bit saturated result is then sign-extended to 64 bits.

The named predicate constraint limits the number of active elements in a single predicate to:

- A fixed number (VL1 to VL256)
- The largest power of two (POW2)
- The largest multiple of three or four (MUL3 or MUL4)
- All available, implicitly a multiple of two (ALL).

Unspecified or out of range constraint encodings generate an empty predicate or zero element count rather than Undefined Instruction exception.

It has encodings from 2 classes: [32-bit](#) and [64-bit](#)

32-bit (FEAT_SVE || FEAT_SME)

31	30	29	28	27	26	25	24	23	22	21	20	19	18	17	16	15	14	13	12	11	10	9	8	7	6	5	4	3	2	1	0	
0	0	0	0	0	1	0	0	1	0	1	0	imm4				1	1	1	1	1	0	pattern					Rdn					
size											sf		D U																			

Encoding

SQDECW <Xdn>, <Wdn>{, <pattern>{, MUL #<imm>}}

Decode for this encoding

```
if !IsFeatureImplemented(FEAT_SVE) && !IsFeatureImplemented(FEAT_SME) then
    EndOfDecode(Decode_UNDEF);
constant integer esize = 32;
constant integer dn = UInt(Rdn);
constant bits(5) pat = pattern;
constant integer imm = UInt(imm4) + 1;

constant boolean unsigned = FALSE;
constant integer ssize = 32;
```

64-bit (FEAT_SVE || FEAT_SME)

31	30	29	28	27	26	25	24	23	22	21	20	19	18	17	16	15	14	13	12	11	10	9	8	7	6	5	4	3	2	1	0
0	0	0	0	0	1	0	0	1	0	1	1	imm4				1	1	1	1	1	0	pattern					Rdn				
size											sf		D								U										

Encoding

SQDECW <Xdn>{, <pattern>{, MUL #<imm>}}

Decode for this encoding

```
if !IsFeatureImplemented(FEAT_SVE) && !IsFeatureImplemented(FEAT_SME) then
    EndOfDecode(Decode_UNDEF);
constant integer esize = 32;
constant integer dn = UInt(Rdn);
constant bits(5) pat = pattern;
constant integer imm = UInt(imm4) + 1;

constant boolean unsigned = FALSE;
constant integer ssize = 64;
```

Assembler Symbols

- <Xdn>Is the 64-bit name of the source and destination general-purpose register, encoded in the "Rdn" field.
- <Wdn>Is the 32-bit name of the source and destination general-purpose register, encoded in the "Rdn" field.
- <pattern>Is the optional pattern specifier, defaulting to ALL, encoded in “pattern”:

pattern	<pattern>
00000	POW2
00001	VL1
00010	VL2
00011	VL3
00100	VL4
00101	VL5
00110	VL6
00111	VL7
01000	VL8
01001	VL16
01010	VL32
01011	VL64
01100	VL128
01101	VL256
0111x	#uimm5
1xx00	#uimm5
1x0x1	#uimm5
1x010	#uimm5
101x1	#uimm5
10110	#uimm5
11101	MUL4
11110	MUL3
11111	ALL

- <imm>Is the immediate multiplier, in the range 1 to 16, defaulting to 1, encoded in the "imm4" field.

Operation

```
CheckSVEEnabled();
constant integer count = DecodePredCount(pat, esize);
constant bits(ssize) operand1 = X[dn, ssize];
bits(ssize) result;
constant integer element1 = Int(operand1, unsigned);
(result, -) = SatQ(element1 - (count * imm), ssize, unsigned);
X[dn, 64] = Extend(result, 64, unsigned);
```


SQDECW (vector)

Signed saturating decrement vector by multiple of 32-bit predicate constraint element count

Determines the number of active 32-bit elements implied by the named predicate constraint, multiplies that by an immediate in the range 1 to 16 inclusive, and then uses the result to decrement all destination vector elements. The results are saturated to the 32-bit signed integer range.

The named predicate constraint limits the number of active elements in a single predicate to:

- A fixed number (VL1 to VL256)
- The largest power of two (POW2)
- The largest multiple of three or four (MUL3 or MUL4)
- All available, implicitly a multiple of two (ALL).

Unspecified or out of range constraint encodings generate an empty predicate or zero element count rather than Undefined Instruction exception.

SVE (FEAT_SVE || FEAT_SME)

31	30	29	28	27	26	25	24	23	22	21	20	19	18	17	16	15	14	13	12	11	10	9	8	7	6	5	4	3	2	1	0
0	0	0	0	0	1	0	0	1	0	1	0	imm4				1	1	0	0	1	0	pattern					Zdn				
size												D U																			

Encoding

SQDECW <Zdn>.S{, <pattern>{, MUL #<imm>}}

Decode for this encoding

```
if !IsFeatureImplemented(FEAT_SVE) && !IsFeatureImplemented(FEAT_SME) then
    EndOfDecode(Decode_UNDEF);
constant integer esize = 32;
constant integer dn = UInt(Zdn);
constant bits(5) pat = pattern;
constant integer imm = UInt(imm4) + 1;

constant boolean unsigned = FALSE;
```

Assembler Symbols

- <Zdn> Is the name of the source and destination scalable vector register, encoded in the "Zdn" field.
- <pattern> Is the optional pattern specifier, defaulting to ALL, encoded in “pattern”:

pattern	<pattern>
00000	POW2
00001	VL1
00010	VL2
00011	VL3
00100	VL4
00101	VL5
00110	VL6
00111	VL7
01000	VL8
01001	VL16
01010	VL32
01011	VL64
01100	VL128
01101	VL256
0111x	#uimm5
1xx00	#uimm5
1x0x1	#uimm5
1x010	#uimm5
101x1	#uimm5
10110	#uimm5
11101	MUL4
11110	MUL3
11111	ALL

<imm> Is the immediate multiplier, in the range 1 to 16, defaulting to 1, encoded in the "imm4" field.

Operation

```

CheckSVEEnabled();
constant integer VL = CurrentVL;
constant integer elements = VL DIV esize;
constant integer count = DecodePredCount(pat, esize);
constant bits(VL) operand1 = Z[dn, VL];
bits(VL) result;

for e = 0 to elements-1
    constant integer element1 = Int(Elem[operand1, e, esize], unsigned);
    (Elem[result, e, esize], -) = SatQ(element1 - (count * imm), esize, unsigned);

Z[dn, VL] = result;

```

Operational information

This instruction might be immediately preceded in program order by a MOVPRFX instruction. The MOVPRFX must conform to all of the following requirements, otherwise the behavior of the MOVPRFX and this instruction is CONSTRAINED UNPREDICTABLE:

- The MOVPRFX must be unpredicated.
- The MOVPRFX must specify the same destination register as this instruction.
- The destination register must not refer to architectural register state referenced by any other source operand register of this instruction.

Internal version only: aarchmrs v2025-03_rel, pseudocode v2025-03_rel ; Build timestamp: 2025-03-21T17:41

Copyright © 2010-2025 Arm Limited or its affiliates. All rights reserved. This document is Non-Confidential.

SQDMLALB (indexed)

Signed saturating doubling multiply-add long to accumulator (bottom, indexed)

Multiply then double the even-numbered signed elements within each 128-bit segment of the first source vector and specified signed element in the corresponding second source vector segment. Each intermediate value is saturated to the double-width N-bit value's signed integer range $-2^{(N-1)}$ to $(2^{(N-1)})-1$. Then destructively add to the overlapping double-width elements of the addend and destination vector. Each destination element is saturated to the double-width N-bit element's signed integer range $-2^{(N-1)}$ to $(2^{(N-1)})-1$.

The elements within the second source vector are specified using an immediate index which selects the same element position within each 128-bit vector segment. The index range is from 0 to one less than the number of elements per 128-bit segment.

It has encodings from 2 classes: [32-bit](#) and [64-bit](#)

32-bit

(FEAT_SVE2 || FEAT_SME)

31	30	29	28	27	26	25	24	23	22	21	20	19	18	17	16	15	14	13	12	11	10	9	8	7	6	5	4	3	2	1	0
0	1	0	0	0	1	0	0	1	0	1	i3h	Zm				0	0	1	0	i3l	0	Zn				Zda					
size											S				T																

Encoding

SQDMLALB <Zda>.S, <Zn>.H, <Zm>.H[<imm>]

Decode for this encoding

```
if !IsFeatureImplemented(FEAT_SVE2) && !IsFeatureImplemented(FEAT_SME) then
    EndOfDecode(Decode_UNDEF);
constant integer esize = 16;
constant integer index = UInt(i3h:i3l);
constant integer n = UInt(Zn);
constant integer m = UInt(Zm);
constant integer da = UInt(Zda);
constant integer sel = 0;
```

64-bit

(FEAT_SVE2 || FEAT_SME)

31	30	29	28	27	26	25	24	23	22	21	20	19	18	17	16	15	14	13	12	11	10	9	8	7	6	5	4	3	2	1	0
0	1	0	0	0	1	0	0	1	1	1	i2h	Zm				0	0	1	0	i2l	0	Zn				Zda					
size											S				T																

Encoding

SQDMLALB <Zda>.D, <Zn>.S, <Zm>.S[<imm>]

Decode for this encoding

```
if !IsFeatureImplemented(FEAT_SVE2) && !IsFeatureImplemented(FEAT_SME) then
    EndOfDecode(Decode_UNDEF);
constant integer esize = 32;
constant integer index = UInt(i2h:i2l);
constant integer n = UInt(Zn);
constant integer m = UInt(Zm);
constant integer da = UInt(Zda);
constant integer sel = 0;
```

Assembler Symbols

<Zda> Is the name of the third source and destination scalable vector register, encoded in the "Zda" field.

<Zn>	Is the name of the first source scalable vector register, encoded in the "Zn" field.
<Zm>	For the "32-bit" variant: is the name of the second source scalable vector register Z0-Z7, encoded in the "Zm" field. For the "64-bit" variant: is the name of the second source scalable vector register Z0-Z15, encoded in the "Zm" field.
<imm>	For the "32-bit" variant: is the element index, in the range 0 to 7, encoded in the "i3h:i3l" fields. For the "64-bit" variant: is the element index, in the range 0 to 3, encoded in the "i2h:i2l" fields.

Operation

```

CheckSVEEnabled();
constant integer VL = CurrentVL;
constant integer elements = VL DIV (2 * esize);
constant integer eltspersegment = 128 DIV (2 * esize);
constant bits(VL) operand1 = Z[n, VL];
constant bits(VL) operand2 = Z[m, VL];
bits(VL) result = Z[da, VL];

for e = 0 to elements-1
    constant integer s = e - (e MOD eltspersegment);
    constant integer element1 = SInt(Elem[operand1, 2 * e + sel, esize]);
    constant integer element2 = SInt(Elem[operand2, 2 * s + index, esize]);
    constant integer element3 = SInt(Elem[result, e, 2*esize]);
    constant integer product = SInt(SignedSat(2 * element1 * element2, 2*esize));
    constant integer res = element3 + product;
    Elem[result, e, 2*esize] = SignedSat(res, 2*esize);

Z[da, VL] = result;

```

Operational information

This instruction might be immediately preceded in program order by a MOVPRFX instruction. The MOVPRFX must conform to all of the following requirements, otherwise the behavior of the MOVPRFX and this instruction is CONSTRAINED UNPREDICTABLE:

- The MOVPRFX must be unpredicated.
- The MOVPRFX must specify the same destination register as this instruction.
- The destination register must not refer to architectural register state referenced by any other source operand register of this instruction.

Internal version only: aarchmrs v2025-03_rel, pseudocode v2025-03_rel ; Build timestamp: 2025-03-21T17:41

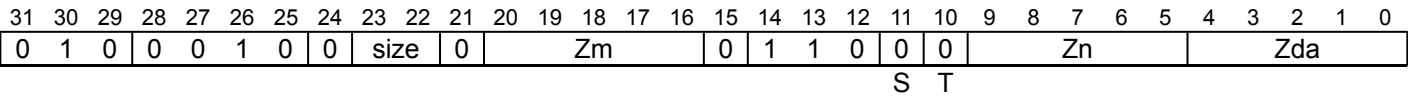
Copyright © 2010-2025 Arm Limited or its affiliates. All rights reserved. This document is Non-Confidential.

SQDMLALB (vectors)

Signed saturating doubling multiply-add long to accumulator (bottom)

Multiply then double the corresponding even-numbered signed elements of the first and second source vectors. Each intermediate value is saturated to the double-width N-bit value's signed integer range $-2^{(N-1)}$ to $(2^{(N-1)})-1$. Then destructively add to the overlapping double-width elements of the addend and destination vector. Each destination element is saturated to the double-width N-bit element's signed integer range $-2^{(N-1)}$ to $(2^{(N-1)})-1$. This instruction is unpredicated.

SVE2
(FEAT_SVE2 || FEAT_SME)



Encoding

SQDMLALB <Zda>.<T>, <Zn>.<Tb>, <Zm>.<Tb>

Decode for this encoding

```
if !IsFeatureImplemented(FEAT_SVE2) && !IsFeatureImplemented(FEAT_SME) then
    EndOfDecode(Decode_UNDEF);
if size == '00' then EndOfDecode(Decode_UNDEF);
constant integer esize = 8 << UInt(size);
constant integer n = UInt(Zn);
constant integer m = UInt(Zm);
constant integer da = UInt(Zda);
constant integer sel1 = 0;
constant integer sel2 = 0;
```

Assembler Symbols

<Zda> Is the name of the third source and destination scalable vector register, encoded in the "Zda" field.

<T> Is the size specifier, encoded in "size":

size	<T>
00	RESERVED
01	H
10	S
11	D

<Zn> Is the name of the first source scalable vector register, encoded in the "Zn" field.

<Tb> Is the size specifier, encoded in "size":

size	<Tb>
00	RESERVED
01	B
10	H
11	S

<Zm> Is the name of the second source scalable vector register, encoded in the "Zm" field.

Operation

```
CheckSVEEnabled();
constant integer VL = CurrentVL;
constant integer elements = VL DIV esize;
constant bits(VL) operand1 = Z[n, VL];
constant bits(VL) operand2 = Z[m, VL];
bits(VL) result = Z[da, VL];

for e = 0 to elements-1
    constant integer element1 = SInt(Elem[operand1, 2 * e + sel1, esize DIV 2]);
    constant integer element2 = SInt(Elem[operand2, 2 * e + sel2, esize DIV 2]);
    constant integer element3 = SInt(Elem[result, e, esize]);
    constant integer product = SInt(SignedSat(2 * element1 * element2, esize));
    Elem[result, e, esize] = SignedSat(element3 + product, esize);

Z[da, VL] = result;
```

Operational information

This instruction might be immediately preceded in program order by a MOVPRFX instruction. The MOVPRFX must conform to all of the following requirements, otherwise the behavior of the MOVPRFX and this instruction is CONSTRAINED UNPREDICTABLE:

- The MOVPRFX must be unpredicated.
- The MOVPRFX must specify the same destination register as this instruction.
- The destination register must not refer to architectural register state referenced by any other source operand register of this instruction.

Internal version only: aarchmrs v2025-03_rel, pseudocode v2025-03_rel ; Build timestamp: 2025-03-21T17:41

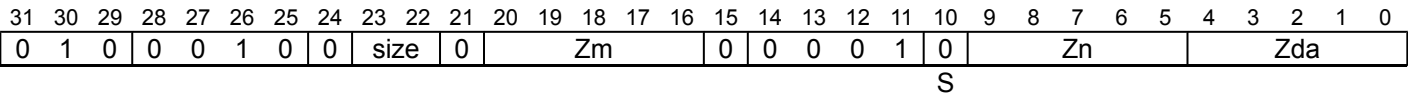
Copyright © 2010-2025 Arm Limited or its affiliates. All rights reserved. This document is Non-Confidential.

SQDMLALBT

Signed saturating doubling multiply-add long to accumulator (bottom × top)

Multiply then double the corresponding even-numbered signed elements of the first and odd-numbered signed elements of the second source vector. Each intermediate value is saturated to the double-width N-bit value's signed integer range $-2^{(N-1)}$ to $(2^{(N-1)})-1$. Then destructively add to the overlapping double-width elements of the addend and destination vector. Each destination element is saturated to the double-width N-bit element's signed integer range $-2^{(N-1)}$ to $(2^{(N-1)})-1$. This instruction is unpredicated.

SVE2
(FEAT_SVE2 || FEAT_SME)



Encoding

SQDMLALBT <Zda>.<T>, <Zn>.<Tb>, <Zm>.<Tb>

Decode for this encoding

```
if !IsFeatureImplemented(FEAT_SVE2) && !IsFeatureImplemented(FEAT_SME) then
    EndOfDecode(Decode_UNDEF);
if size == '00' then EndOfDecode(Decode_UNDEF);
constant integer esize = 8 << UInt(size);
constant integer n = UInt(Zn);
constant integer m = UInt(Zm);
constant integer da = UInt(Zda);
constant integer sel1 = 0;
constant integer sel2 = 1;
```

Assembler Symbols

<Zda> Is the name of the third source and destination scalable vector register, encoded in the "Zda" field.

<T> Is the size specifier, encoded in “size”:

size	<T>
00	RESERVED
01	H
10	S
11	D

<Zn> Is the name of the first source scalable vector register, encoded in the "Zn" field.

<Tb> Is the size specifier, encoded in “size”:

size	<Tb>
00	RESERVED
01	B
10	H
11	S

<Zm> Is the name of the second source scalable vector register, encoded in the "Zm" field.

Operation

```
CheckSVEEnabled();
constant integer VL = CurrentVL;
constant integer elements = VL DIV esize;
constant bits(VL) operand1 = Z[n, VL];
constant bits(VL) operand2 = Z[m, VL];
bits(VL) result = Z[da, VL];

for e = 0 to elements-1
    constant integer element1 = SInt(Elem[operand1, 2 * e + sel1, esize DIV 2]);
    constant integer element2 = SInt(Elem[operand2, 2 * e + sel2, esize DIV 2]);
    constant integer element3 = SInt(Elem[result, e, esize]);
    constant integer product = SInt(SignedSat(2 * element1 * element2, esize));
    Elem[result, e, esize] = SignedSat(element3 + product, esize);

Z[da, VL] = result;
```

Operational information

This instruction might be immediately preceded in program order by a MOVPRFX instruction. The MOVPRFX must conform to all of the following requirements, otherwise the behavior of the MOVPRFX and this instruction is CONSTRAINED UNPREDICTABLE:

- The MOVPRFX must be unpredicated.
- The MOVPRFX must specify the same destination register as this instruction.
- The destination register must not refer to architectural register state referenced by any other source operand register of this instruction.

Internal version only: aarchmrs v2025-03_rel, pseudocode v2025-03_rel ; Build timestamp: 2025-03-21T17:41

Copyright © 2010-2025 Arm Limited or its affiliates. All rights reserved. This document is Non-Confidential.

SQDMLALT (indexed)

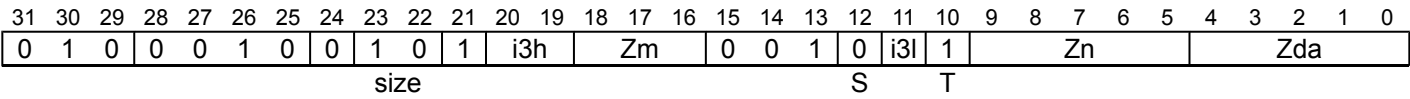
Signed saturating doubling multiply-add long to accumulator (top, indexed)

Multiply then double the odd-numbered signed elements within each 128-bit segment of the first source vector and the specified signed element in the corresponding second source vector segment. Each intermediate value is saturated to the double-width N-bit value's signed integer range $-2^{(N-1)}$ to $(2^{(N-1)})-1$. Then destructively add to the overlapping double-width elements of the addend and destination vector. Each destination element is saturated to the double-width N-bit element's signed integer range $-2^{(N-1)}$ to $(2^{(N-1)})-1$.

The elements within the second source vector are specified using an immediate index which selects the same element position within each 128-bit vector segment. The index range is from 0 to one less than the number of elements per 128-bit segment.

It has encodings from 2 classes: [32-bit](#) and [64-bit](#)

32-bit (FEAT_SVE2 || FEAT_SME)



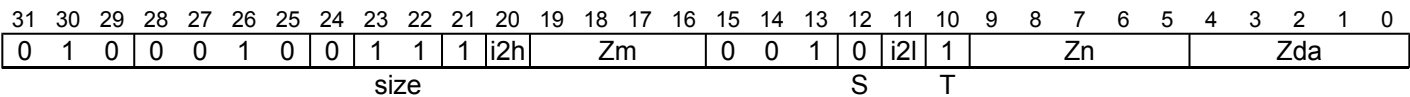
Encoding

SQDMLALT <Zda>.S, <Zn>.H, <Zm>.H[<imm>]

Decode for this encoding

```
if !IsFeatureImplemented(FEAT_SVE2) && !IsFeatureImplemented(FEAT_SME) then
  EndOfDecode(Decode_UNDEF);
constant integer esize = 16;
constant integer index = UInt(i3h:i3l);
constant integer n = UInt(Zn);
constant integer m = UInt(Zm);
constant integer da = UInt(Zda);
constant integer sel = 1;
```

64-bit (FEAT_SVE2 || FEAT_SME)



Encoding

SQDMLALT <Zda>.D, <Zn>.S, <Zm>.S[<imm>]

Decode for this encoding

```
if !IsFeatureImplemented(FEAT_SVE2) && !IsFeatureImplemented(FEAT_SME) then
  EndOfDecode(Decode_UNDEF);
constant integer esize = 32;
constant integer index = UInt(i2h:i2l);
constant integer n = UInt(Zn);
constant integer m = UInt(Zm);
constant integer da = UInt(Zda);
constant integer sel = 1;
```

Assembler Symbols

<Zda> Is the name of the third source and destination scalable vector register, encoded in the "Zda" field.

<Zn>	Is the name of the first source scalable vector register, encoded in the "Zn" field.
<Zm>	For the "32-bit" variant: is the name of the second source scalable vector register Z0-Z7, encoded in the "Zm" field. For the "64-bit" variant: is the name of the second source scalable vector register Z0-Z15, encoded in the "Zm" field.
<imm>	For the "32-bit" variant: is the element index, in the range 0 to 7, encoded in the "i3h:i3l" fields. For the "64-bit" variant: is the element index, in the range 0 to 3, encoded in the "i2h:i2l" fields.

Operation

```

CheckSVEEnabled();
constant integer VL = CurrentVL;
constant integer elements = VL DIV (2 * esize);
constant integer eltspersegment = 128 DIV (2 * esize);
constant bits(VL) operand1 = Z[n, VL];
constant bits(VL) operand2 = Z[m, VL];
bits(VL) result = Z[da, VL];

for e = 0 to elements-1
    constant integer s = e - (e MOD eltspersegment);
    constant integer element1 = SInt(Elem[operand1, 2 * e + sel, esize]);
    constant integer element2 = SInt(Elem[operand2, 2 * s + index, esize]);
    constant integer element3 = SInt(Elem[result, e, 2*esize]);
    constant integer product = SInt(SignedSat(2 * element1 * element2, 2*esize));
    constant integer res = element3 + product;
    Elem[result, e, 2*esize] = SignedSat(res, 2*esize);

Z[da, VL] = result;

```

Operational information

This instruction might be immediately preceded in program order by a MOVPRFX instruction. The MOVPRFX must conform to all of the following requirements, otherwise the behavior of the MOVPRFX and this instruction is CONSTRAINED UNPREDICTABLE:

- The MOVPRFX must be unpredicated.
- The MOVPRFX must specify the same destination register as this instruction.
- The destination register must not refer to architectural register state referenced by any other source operand register of this instruction.

Internal version only: aarchmrs v2025-03_rel, pseudocode v2025-03_rel ; Build timestamp: 2025-03-21T17:41

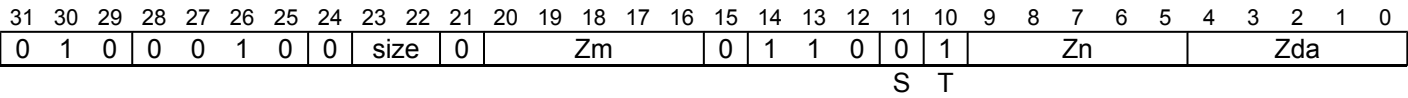
Copyright © 2010-2025 Arm Limited or its affiliates. All rights reserved. This document is Non-Confidential.

SQDMLALT (vectors)

Signed saturating doubling multiply-add long to accumulator (top)

Multiply then double the corresponding odd-numbered signed elements of the first and second source vectors. Each intermediate value is saturated to the double-width N-bit value's signed integer range $-2^{(N-1)}$ to $(2^{(N-1)})-1$. Then destructively add to the overlapping double-width elements of the addend and destination vector. Each destination element is saturated to the double-width N-bit element's signed integer range $-2^{(N-1)}$ to $(2^{(N-1)})-1$. This instruction is unpredicated.

SVE2
(FEAT_SVE2 || FEAT_SME)



Encoding

SQDMLALT <Zda>.<T>, <Zn>.<Tb>, <Zm>.<Tb>

Decode for this encoding

```
if !IsFeatureImplemented(FEAT_SVE2) && !IsFeatureImplemented(FEAT_SME) then
    EndOfDecode(Decode_UNDEF);
if size == '00' then EndOfDecode(Decode_UNDEF);
constant integer esize = 8 << UInt(size);
constant integer n = UInt(Zn);
constant integer m = UInt(Zm);
constant integer da = UInt(Zda);
constant integer sel1 = 1;
constant integer sel2 = 1;
```

Assembler Symbols

<Zda> Is the name of the third source and destination scalable vector register, encoded in the "Zda" field.

<T> Is the size specifier, encoded in "size":

size	<T>
00	RESERVED
01	H
10	S
11	D

<Zn> Is the name of the first source scalable vector register, encoded in the "Zn" field.

<Tb> Is the size specifier, encoded in "size":

size	<Tb>
00	RESERVED
01	B
10	H
11	S

<Zm> Is the name of the second source scalable vector register, encoded in the "Zm" field.

Operation

```
CheckSVEEnabled();
constant integer VL = CurrentVL;
constant integer elements = VL DIV esize;
constant bits(VL) operand1 = Z[n, VL];
constant bits(VL) operand2 = Z[m, VL];
bits(VL) result = Z[da, VL];

for e = 0 to elements-1
    constant integer element1 = SInt(Elem[operand1, 2 * e + sel1, esize DIV 2]);
    constant integer element2 = SInt(Elem[operand2, 2 * e + sel2, esize DIV 2]);
    constant integer element3 = SInt(Elem[result, e, esize]);
    constant integer product = SInt(SignedSat(2 * element1 * element2, esize));
    Elem[result, e, esize] = SignedSat(element3 + product, esize);

Z[da, VL] = result;
```

Operational information

This instruction might be immediately preceded in program order by a MOVPRFX instruction. The MOVPRFX must conform to all of the following requirements, otherwise the behavior of the MOVPRFX and this instruction is CONSTRAINED UNPREDICTABLE:

- The MOVPRFX must be unpredicated.
- The MOVPRFX must specify the same destination register as this instruction.
- The destination register must not refer to architectural register state referenced by any other source operand register of this instruction.

Internal version only: aarchmrs v2025-03_rel, pseudocode v2025-03_rel ; Build timestamp: 2025-03-21T17:41

Copyright © 2010-2025 Arm Limited or its affiliates. All rights reserved. This document is Non-Confidential.

SQDMLSLB (indexed)

Signed saturating doubling multiply-subtract long from accumulator (bottom, indexed)

Multiply then double the even-numbered signed elements within each 128-bit segment of the first source vector and the specified signed element in the corresponding second source vector segment. Each intermediate value is saturated to the double-width N-bit value's signed integer range $-2^{(N-1)}$ to $(2^{(N-1)})-1$. Then destructively subtract from the overlapping double-width elements of the addend and destination vector. Each destination element is saturated to the double-width N-bit element's signed integer range $-2^{(N-1)}$ to $(2^{(N-1)})-1$.

The elements within the second source vector are specified using an immediate index which selects the same element position within each 128-bit vector segment. The index range is from 0 to one less than the number of elements per 128-bit segment.

It has encodings from 2 classes: [32-bit](#) and [64-bit](#)

32-bit

(FEAT_SVE2 || FEAT_SME)

31	30	29	28	27	26	25	24	23	22	21	20	19	18	17	16	15	14	13	12	11	10	9	8	7	6	5	4	3	2	1	0
0	1	0	0	0	1	0	0	1	0	1	i3h	Zm			0	0	1	1	i3l	0	Zn					Zda					
size											S			T																	

Encoding

SQDMLSLB <Zda>.S, <Zn>.H, <Zm>.H[<imm>]

Decode for this encoding

```
if !IsFeatureImplemented(FEAT_SVE2) && !IsFeatureImplemented(FEAT_SME) then
    EndOfDecode(Decode_UNDEF);
constant integer esize = 16;
constant integer index = UInt(i3h:i3l);
constant integer n = UInt(Zn);
constant integer m = UInt(Zm);
constant integer da = UInt(Zda);
constant integer sel = 0;
```

64-bit

(FEAT_SVE2 || FEAT_SME)

31	30	29	28	27	26	25	24	23	22	21	20	19	18	17	16	15	14	13	12	11	10	9	8	7	6	5	4	3	2	1	0	
0	1	0	0	0	1	0	0	1	1	1	i2h	Zm			0			0	1	1	i2l	0	Zn					Zda				
size											S										T											

Encoding

SQDMLSLB <Zda>.D, <Zn>.S, <Zm>.S[<imm>]

Decode for this encoding

```
if !IsFeatureImplemented(FEAT_SVE2) && !IsFeatureImplemented(FEAT_SME) then
    EndOfDecode(Decode_UNDEF);
constant integer esize = 32;
constant integer index = UInt(i2h:i2l);
constant integer n = UInt(Zn);
constant integer m = UInt(Zm);
constant integer da = UInt(Zda);
constant integer sel = 0;
```

Assembler Symbols

<Zda> Is the name of the third source and destination scalable vector register, encoded in the "Zda" field.

<Zn>	Is the name of the first source scalable vector register, encoded in the "Zn" field.
<Zm>	For the "32-bit" variant: is the name of the second source scalable vector register Z0-Z7, encoded in the "Zm" field. For the "64-bit" variant: is the name of the second source scalable vector register Z0-Z15, encoded in the "Zm" field.
<imm>	For the "32-bit" variant: is the element index, in the range 0 to 7, encoded in the "i3h:i3l" fields. For the "64-bit" variant: is the element index, in the range 0 to 3, encoded in the "i2h:i2l" fields.

Operation

```

CheckSVEEnabled();
constant integer VL = CurrentVL;
constant integer elements = VL DIV (2 * esize);
constant integer eltspersegment = 128 DIV (2 * esize);
constant bits(VL) operand1 = Z[n, VL];
constant bits(VL) operand2 = Z[m, VL];
bits(VL) result = Z[da, VL];

for e = 0 to elements-1
    constant integer s = e - (e MOD eltspersegment);
    constant integer element1 = SInt(Elem[operand1, 2 * e + sel, esize]);
    constant integer element2 = SInt(Elem[operand2, 2 * s + index, esize]);
    constant integer element3 = SInt(Elem[result, e, 2*esize]);
    constant integer product = SInt(SignedSat(2 * element1 * element2, 2*esize));
    constant integer res = element3 - product;
    Elem[result, e, 2*esize] = SignedSat(res, 2*esize);

Z[da, VL] = result;

```

Operational information

This instruction might be immediately preceded in program order by a MOVPRFX instruction. The MOVPRFX must conform to all of the following requirements, otherwise the behavior of the MOVPRFX and this instruction is CONSTRAINED UNPREDICTABLE:

- The MOVPRFX must be unpredicated.
- The MOVPRFX must specify the same destination register as this instruction.
- The destination register must not refer to architectural register state referenced by any other source operand register of this instruction.

Internal version only: aarchmrs v2025-03_rel, pseudocode v2025-03_rel ; Build timestamp: 2025-03-21T17:41

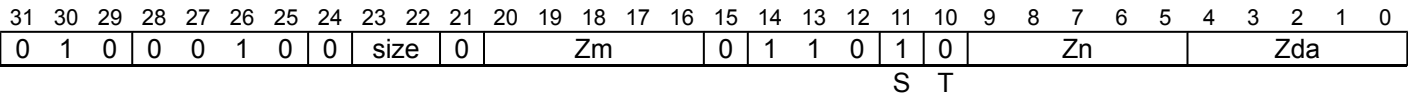
Copyright © 2010-2025 Arm Limited or its affiliates. All rights reserved. This document is Non-Confidential.

SQDMLSLB (vectors)

Signed saturating doubling multiply-subtract long from accumulator (bottom)

Multiply then double the corresponding even-numbered signed elements of the first and second source vectors. Each intermediate value is saturated to the double-width N-bit value's signed integer range $-2^{(N-1)}$ to $(2^{(N-1)})-1$. Then destructively subtract from the overlapping double-width elements of the addend and destination vector. Each destination element is saturated to the double-width N-bit element's signed integer range $-2^{(N-1)}$ to $(2^{(N-1)})-1$. This instruction is unpredicated.

SVE2
(FEAT_SVE2 || FEAT_SME)



Encoding

SQDMLSLB <Zda>.<T>, <Zn>.<Tb>, <Zm>.<Tb>

Decode for this encoding

```
if !IsFeatureImplemented(FEAT_SVE2) && !IsFeatureImplemented(FEAT_SME) then
    EndOfDecode(Decode_UNDEF);
if size == '00' then EndOfDecode(Decode_UNDEF);
constant integer esize = 8 << UInt(size);
constant integer n = UInt(Zn);
constant integer m = UInt(Zm);
constant integer da = UInt(Zda);
constant integer sel1 = 0;
constant integer sel2 = 0;
```

Assembler Symbols

<Zda> Is the name of the third source and destination scalable vector register, encoded in the "Zda" field.

<T> Is the size specifier, encoded in "size":

size	<T>
00	RESERVED
01	H
10	S
11	D

<Zn> Is the name of the first source scalable vector register, encoded in the "Zn" field.

<Tb> Is the size specifier, encoded in "size":

size	<Tb>
00	RESERVED
01	B
10	H
11	S

<Zm> Is the name of the second source scalable vector register, encoded in the "Zm" field.

Operation

```
CheckSVEEnabled();
constant integer VL = CurrentVL;
constant integer elements = VL DIV esize;
constant bits(VL) operand1 = Z[n, VL];
constant bits(VL) operand2 = Z[m, VL];
bits(VL) result = Z[da, VL];

for e = 0 to elements-1
    constant integer element1 = SInt(Elem[operand1, 2 * e + sel1, esize DIV 2]);
    constant integer element2 = SInt(Elem[operand2, 2 * e + sel2, esize DIV 2]);
    constant integer element3 = SInt(Elem[result, e, esize]);
    constant integer product = SInt(SignedSat(2 * element1 * element2, esize));
    Elem[result, e, esize] = SignedSat(element3 - product, esize);

Z[da, VL] = result;
```

Operational information

This instruction might be immediately preceded in program order by a MOVPRFX instruction. The MOVPRFX must conform to all of the following requirements, otherwise the behavior of the MOVPRFX and this instruction is CONSTRAINED UNPREDICTABLE:

- The MOVPRFX must be unpredicated.
- The MOVPRFX must specify the same destination register as this instruction.
- The destination register must not refer to architectural register state referenced by any other source operand register of this instruction.

Internal version only: aarchmrs v2025-03_rel, pseudocode v2025-03_rel ; Build timestamp: 2025-03-21T17:41

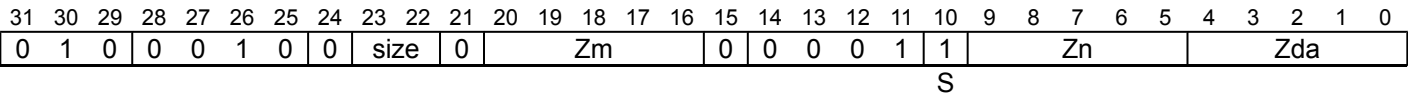
Copyright © 2010-2025 Arm Limited or its affiliates. All rights reserved. This document is Non-Confidential.

SQDMLSLBT

Signed saturating doubling multiply-subtract long from accumulator (bottom × top)

Multiply then double the corresponding even-numbered signed elements of the first and odd-numbered signed elements of the second source vector. Each intermediate value is saturated to the double-width N-bit value's signed integer range $-2^{(N-1)}$ to $(2^{(N-1)})-1$. Then destructively subtract from the overlapping double-width elements of the addend and destination vector. Each destination element is saturated to the double-width N-bit element's signed integer range $-2^{(N-1)}$ to $(2^{(N-1)})-1$. This instruction is unpredicated.

SVE2
(FEAT_SVE2 || FEAT_SME)



Encoding

SQDMLSLBT <Zda>.<T>, <Zn>.<Tb>, <Zm>.<Tb>

Decode for this encoding

```
if !IsFeatureImplemented(FEAT_SVE2) && !IsFeatureImplemented(FEAT_SME) then
    EndOfDecode(Decode_UNDEF);
if size == '00' then EndOfDecode(Decode_UNDEF);
constant integer esize = 8 << UInt(size);
constant integer n = UInt(Zn);
constant integer m = UInt(Zm);
constant integer da = UInt(Zda);
constant integer sel1 = 0;
constant integer sel2 = 1;
```

Assembler Symbols

<Zda> Is the name of the third source and destination scalable vector register, encoded in the "Zda" field.

<T> Is the size specifier, encoded in “size”:

size	<T>
00	RESERVED
01	H
10	S
11	D

<Zn> Is the name of the first source scalable vector register, encoded in the "Zn" field.

<Tb> Is the size specifier, encoded in “size”:

size	<Tb>
00	RESERVED
01	B
10	H
11	S

<Zm> Is the name of the second source scalable vector register, encoded in the "Zm" field.

Operation

```
CheckSVEEnabled();
constant integer VL = CurrentVL;
constant integer elements = VL DIV esize;
constant bits(VL) operand1 = Z[n, VL];
constant bits(VL) operand2 = Z[m, VL];
bits(VL) result = Z[da, VL];

for e = 0 to elements-1
    constant integer element1 = SInt(Elem[operand1, 2 * e + sel1, esize DIV 2]);
    constant integer element2 = SInt(Elem[operand2, 2 * e + sel2, esize DIV 2]);
    constant integer element3 = SInt(Elem[result, e, esize]);
    constant integer product = SInt(SignedSat(2 * element1 * element2, esize));
    Elem[result, e, esize] = SignedSat(element3 - product, esize);

Z[da, VL] = result;
```

Operational information

This instruction might be immediately preceded in program order by a MOVPRFX instruction. The MOVPRFX must conform to all of the following requirements, otherwise the behavior of the MOVPRFX and this instruction is CONSTRAINED UNPREDICTABLE:

- The MOVPRFX must be unpredicated.
- The MOVPRFX must specify the same destination register as this instruction.
- The destination register must not refer to architectural register state referenced by any other source operand register of this instruction.

Internal version only: aarchmrs v2025-03_rel, pseudocode v2025-03_rel ; Build timestamp: 2025-03-21T17:41

Copyright © 2010-2025 Arm Limited or its affiliates. All rights reserved. This document is Non-Confidential.

SQDMLSLT (indexed)

Signed saturating doubling multiply-subtract long from accumulator (top, indexed)

Multiply then double the odd-numbered signed elements within each 128-bit segment of the first source vector and the specified signed element in the corresponding second source vector segment. Each intermediate value is saturated to the double-width N-bit value's signed integer range $-2^{(N-1)}$ to $(2^{(N-1)})-1$. Then destructively subtract from the overlapping double-width elements of the addend and destination vector. Each destination element is saturated to the double-width N-bit element's signed integer range $-2^{(N-1)}$ to $(2^{(N-1)})-1$.

The elements within the second source vector are specified using an immediate index which selects the same element position within each 128-bit vector segment. The index range is from 0 to one less than the number of elements per 128-bit segment.

It has encodings from 2 classes: [32-bit](#) and [64-bit](#)

32-bit (FEAT_SVE2 || FEAT_SME)

31	30	29	28	27	26	25	24	23	22	21	20	19	18	17	16	15	14	13	12	11	10	9	8	7	6	5	4	3	2	1	0
0	1	0	0	0	1	0	0	1	0	1	i3h	Zm				0	0	1	1	i3l	1	Zn				Zda					
size												S				T															

Encoding

SQDMLSLT <Zda>.S, <Zn>.H, <Zm>.H[<imm>]

Decode for this encoding

```
if !IsFeatureImplemented(FEAT_SVE2) && !IsFeatureImplemented(FEAT_SME) then
    EndOfDecode(Decode_UNDEF);
constant integer esize = 16;
constant integer index = UInt(i3h:i3l);
constant integer n = UInt(Zn);
constant integer m = UInt(Zm);
constant integer da = UInt(Zda);
constant integer sel = 1;
```

64-bit (FEAT_SVE2 || FEAT_SME)

31	30	29	28	27	26	25	24	23	22	21	20	19	18	17	16	15	14	13	12	11	10	9	8	7	6	5	4	3	2	1	0
0	1	0	0	0	1	0	0	1	1	1	i2h	Zm				0	0	1	1	i2l	1	Zn				Zda					
size												S				T															

Encoding

SQDMLSLT <Zda>.D, <Zn>.S, <Zm>.S[<imm>]

Decode for this encoding

```
if !IsFeatureImplemented(FEAT_SVE2) && !IsFeatureImplemented(FEAT_SME) then
    EndOfDecode(Decode_UNDEF);
constant integer esize = 32;
constant integer index = UInt(i2h:i2l);
constant integer n = UInt(Zn);
constant integer m = UInt(Zm);
constant integer da = UInt(Zda);
constant integer sel = 1;
```

Assembler Symbols

<Zda> Is the name of the third source and destination scalable vector register, encoded in the "Zda" field.

<Zn>	Is the name of the first source scalable vector register, encoded in the "Zn" field.
<Zm>	For the "32-bit" variant: is the name of the second source scalable vector register Z0-Z7, encoded in the "Zm" field. For the "64-bit" variant: is the name of the second source scalable vector register Z0-Z15, encoded in the "Zm" field.
<imm>	For the "32-bit" variant: is the element index, in the range 0 to 7, encoded in the "i3h:i3l" fields. For the "64-bit" variant: is the element index, in the range 0 to 3, encoded in the "i2h:i2l" fields.

Operation

```

CheckSVEEnabled();
constant integer VL = CurrentVL;
constant integer elements = VL DIV (2 * esize);
constant integer eltspersegment = 128 DIV (2 * esize);
constant bits(VL) operand1 = Z[n, VL];
constant bits(VL) operand2 = Z[m, VL];
bits(VL) result = Z[da, VL];

for e = 0 to elements-1
    constant integer s = e - (e MOD eltspersegment);
    constant integer element1 = SInt(Elem[operand1, 2 * e + sel, esize]);
    constant integer element2 = SInt(Elem[operand2, 2 * s + index, esize]);
    constant integer element3 = SInt(Elem[result, e, 2*esize]);
    constant integer product = SInt(SignedSat(2 * element1 * element2, 2*esize));
    constant integer res = element3 - product;
    Elem[result, e, 2*esize] = SignedSat(res, 2*esize);

Z[da, VL] = result;

```

Operational information

This instruction might be immediately preceded in program order by a MOVPRFX instruction. The MOVPRFX must conform to all of the following requirements, otherwise the behavior of the MOVPRFX and this instruction is CONSTRAINED UNPREDICTABLE:

- The MOVPRFX must be unpredicated.
- The MOVPRFX must specify the same destination register as this instruction.
- The destination register must not refer to architectural register state referenced by any other source operand register of this instruction.

Internal version only: aarchmrs v2025-03_rel, pseudocode v2025-03_rel ; Build timestamp: 2025-03-21T17:41

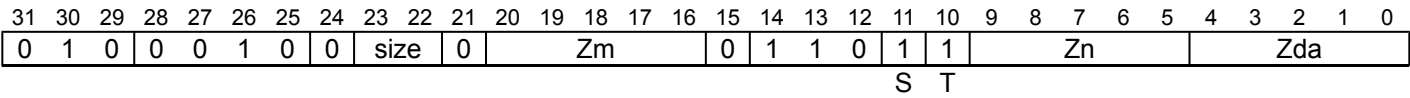
Copyright © 2010-2025 Arm Limited or its affiliates. All rights reserved. This document is Non-Confidential.

SQDMLSLT (vectors)

Signed saturating doubling multiply-subtract long from accumulator (top)

Multiply then double the corresponding odd-numbered signed elements of the first and second source vectors. Each intermediate value is saturated to the double-width N-bit value's signed integer range $-2^{(N-1)}$ to $(2^{(N-1)})-1$. Then destructively subtract from the overlapping double-width elements of the addend and destination vector. Each destination element is saturated to the double-width N-bit element's signed integer range $-2^{(N-1)}$ to $(2^{(N-1)})-1$. This instruction is unpredicated.

SVE2
(FEAT_SVE2 || FEAT_SME)



Encoding

SQDMLSLT <Zda>.<T>, <Zn>.<Tb>, <Zm>.<Tb>

Decode for this encoding

```
if !IsFeatureImplemented(FEAT_SVE2) && !IsFeatureImplemented(FEAT_SME) then
    EndOfDecode(Decode_UNDEF);
if size == '00' then EndOfDecode(Decode_UNDEF);
constant integer esize = 8 << UInt(size);
constant integer n = UInt(Zn);
constant integer m = UInt(Zm);
constant integer da = UInt(Zda);
constant integer sel1 = 1;
constant integer sel2 = 1;
```

Assembler Symbols

<Zda> Is the name of the third source and destination scalable vector register, encoded in the "Zda" field.

<T> Is the size specifier, encoded in "size":

size	<T>
00	RESERVED
01	H
10	S
11	D

<Zn> Is the name of the first source scalable vector register, encoded in the "Zn" field.

<Tb> Is the size specifier, encoded in "size":

size	<Tb>
00	RESERVED
01	B
10	H
11	S

<Zm> Is the name of the second source scalable vector register, encoded in the "Zm" field.

Operation

```
CheckSVEEnabled();
constant integer VL = CurrentVL;
constant integer elements = VL DIV esize;
constant bits(VL) operand1 = Z[n, VL];
constant bits(VL) operand2 = Z[m, VL];
bits(VL) result = Z[da, VL];

for e = 0 to elements-1
    constant integer element1 = SInt(Elem[operand1, 2 * e + sel1, esize DIV 2]);
    constant integer element2 = SInt(Elem[operand2, 2 * e + sel2, esize DIV 2]);
    constant integer element3 = SInt(Elem[result, e, esize]);
    constant integer product = SInt(SignedSat(2 * element1 * element2, esize));
    Elem[result, e, esize] = SignedSat(element3 - product, esize);

Z[da, VL] = result;
```

Operational information

This instruction might be immediately preceded in program order by a MOVPRFX instruction. The MOVPRFX must conform to all of the following requirements, otherwise the behavior of the MOVPRFX and this instruction is CONSTRAINED UNPREDICTABLE:

- The MOVPRFX must be unpredicated.
- The MOVPRFX must specify the same destination register as this instruction.
- The destination register must not refer to architectural register state referenced by any other source operand register of this instruction.

Internal version only: aarchmrs v2025-03_rel, pseudocode v2025-03_rel ; Build timestamp: 2025-03-21T17:41

Copyright © 2010-2025 Arm Limited or its affiliates. All rights reserved. This document is Non-Confidential.

SQDMULH (indexed)

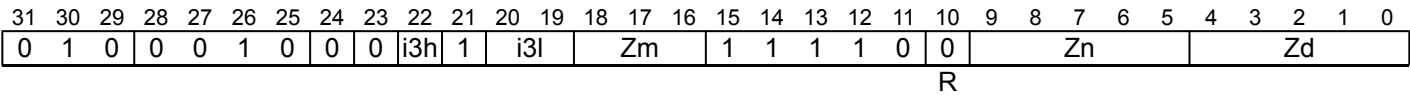
Signed saturating doubling multiply high (indexed)

Multiply all signed elements within each 128-bit segment of the first source vector by the specified signed element in the corresponding second source vector segment, double and place the most significant half of the result in the corresponding elements of the destination vector register. Each result element is saturated to the N-bit element's signed integer range $-2^{(N-1)}$ to $(2^{(N-1)})-1$.

The elements within the second source vector are specified using an immediate index which selects the same element position within each 128-bit vector segment. The index range is from 0 to one less than the number of elements per 128-bit segment.

It has encodings from 3 classes: 16-bit , 32-bit and 64-bit

16-bit
(FEAT_SVE2 || FEAT_SME)



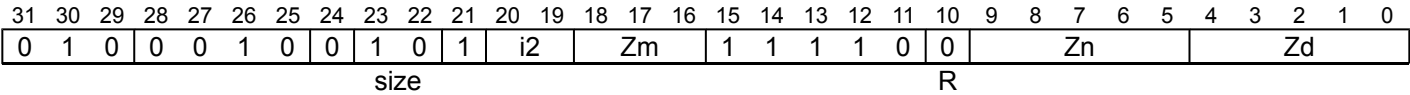
Encoding

SQDMULH <Zd>.H, <Zn>.H, <Zm>.H[<imm>]

Decode for this encoding

```
if !IsFeatureImplemented(FEAT_SVE2) && !IsFeatureImplemented(FEAT_SME) then
    EndOfDecode(Decode_UNDEF);
constant integer esize = 16;
constant integer index = UInt(i3h:i3l);
constant integer n = UInt(Zn);
constant integer m = UInt(Zm);
constant integer d = UInt(Zd);
```

32-bit
(FEAT_SVE2 || FEAT_SME)



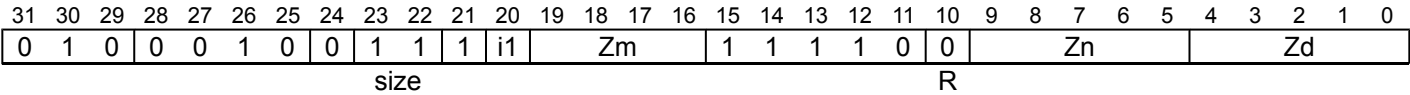
Encoding

SQDMULH <Zd>.S, <Zn>.S, <Zm>.S[<imm>]

Decode for this encoding

```
if !IsFeatureImplemented(FEAT_SVE2) && !IsFeatureImplemented(FEAT_SME) then
    EndOfDecode(Decode_UNDEF);
constant integer esize = 32;
constant integer index = UInt(i2);
constant integer n = UInt(Zn);
constant integer m = UInt(Zm);
constant integer d = UInt(Zd);
```

64-bit
(FEAT_SVE2 || FEAT_SME)



Encoding

SQDMULH <Zd>.D, <Zn>.D, <Zm>.D[<imm>]

Decode for this encoding

```
if !IsFeatureImplemented(FEAT_SVE2) && !IsFeatureImplemented(FEAT_SME) then
    EndOfDecode(Decode_UNDEF);
constant integer esize = 64;
constant integer index = UInt(i1);
constant integer n = UInt(Zn);
constant integer m = UInt(Zm);
constant integer d = UInt(Zd);
```

Assembler Symbols

<Zd>	Is the name of the destination scalable vector register, encoded in the "Zd" field.
<Zn>	Is the name of the first source scalable vector register, encoded in the "Zn" field.
<Zm>	For the "16-bit" and "32-bit" variants: is the name of the second source scalable vector register Z0-Z7, encoded in the "Zm" field. For the "64-bit" variant: is the name of the second source scalable vector register Z0-Z15, encoded in the "Zm" field.
<imm>	For the "16-bit" variant: is the element index, in the range 0 to 7, encoded in the "i3h:i3l" fields. For the "32-bit" variant: is the element index, in the range 0 to 3, encoded in the "i2" field. For the "64-bit" variant: is the element index, in the range 0 to 1, encoded in the "i1" field.

Operation

```
CheckSVEEnabled();
constant integer VL = CurrentVL;
constant integer elements = VL DIV esize;
constant integer eltsperssegment = 128 DIV esize;
constant bits(VL) operand1 = Z[n, VL];
constant bits(VL) operand2 = Z[m, VL];
bits(VL) result;

for e = 0 to elements-1
    constant integer segmentbase = e - (e MOD eltsperssegment);
    constant integer s = segmentbase + index;
    constant integer element1 = SInt(Elem[operand1, e, esize]);
    constant integer element2 = SInt(Elem[operand2, s, esize]);
    constant integer res = 2 * element1 * element2;
    Elem[result, e, esize] = SignedSat(res >> esize, esize);

Z[d, VL] = result;
```

Operational information

If PSTATE.DIT is 1:

- The execution time of this instruction is independent of:
 - The values of the data supplied in any of its registers.
 - The values of the NZCV flags.
- The response of this instruction to asynchronous exceptions does not vary based on:
 - The values of the data supplied in any of its registers.
 - The values of the NZCV flags.

Internal version only: aarchmrs v2025-03_rel, pseudocode v2025-03_rel ; Build timestamp: 2025-03-21T17:41

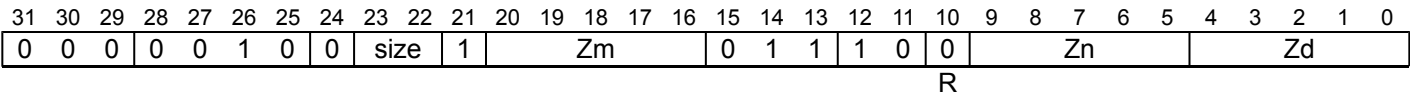
Copyright © 2010-2025 Arm Limited or its affiliates. All rights reserved. This document is Non-Confidential.

SQDMULH (vectors)

Signed saturating doubling multiply high (unpredicated)

Multiply then double the corresponding signed elements of the first and second source vectors, and place the most significant half of the results in the corresponding elements of the destination vector register. Each result element is saturated to the N-bit element's signed integer range $-2^{(N-1)}$ to $(2^{(N-1)})-1$. This instruction is unpredicated.

SVE2
(FEAT_SVE2 || FEAT_SME)



Encoding

SQDMULH <Zd>.<T>, <Zn>.<T>, <Zm>.<T>

Decode for this encoding

```
if !IsFeatureImplemented(FEAT_SVE2) && !IsFeatureImplemented(FEAT_SME) then
    EndOfDecode(Decode_UNDEF);
constant integer esize = 8 << UInt(size);
constant integer n = UInt(Zn);
constant integer m = UInt(Zm);
constant integer d = UInt(Zd);
```

Assembler Symbols

<Zd> Is the name of the destination scalable vector register, encoded in the "Zd" field.

<T> Is the size specifier, encoded in "size":

size	<T>
00	B
01	H
10	S
11	D

<Zn> Is the name of the first source scalable vector register, encoded in the "Zn" field.

<Zm> Is the name of the second source scalable vector register, encoded in the "Zm" field.

Operation

```
CheckSVEEnabled();
constant integer VL = CurrentVL;
constant integer elements = VL DIV esize;
constant bits(VL) operand1 = Z[n, VL];
constant bits(VL) operand2 = Z[m, VL];
bits(VL) result;

for e = 0 to elements-1
    constant integer element1 = SInt(Elem[operand1, e, esize]);
    constant integer element2 = SInt(Elem[operand2, e, esize]);
    constant integer res = 2 * element1 * element2;
    Elem[result, e, esize] = SignedSat(res >> esize, esize);

Z[d, VL] = result;
```

Operational information

If PSTATE.DIT is 1:

- The execution time of this instruction is independent of:
 - The values of the data supplied in any of its registers.
 - The values of the NZCV flags.
- The response of this instruction to asynchronous exceptions does not vary based on:
 - The values of the data supplied in any of its registers.
 - The values of the NZCV flags.

Internal version only: aarchmrs v2025-03_rel, pseudocode v2025-03_rel ; Build timestamp: 2025-03-21T17:41

Copyright © 2010-2025 Arm Limited or its affiliates. All rights reserved. This document is Non-Confidential.

SQDMULLB (indexed)

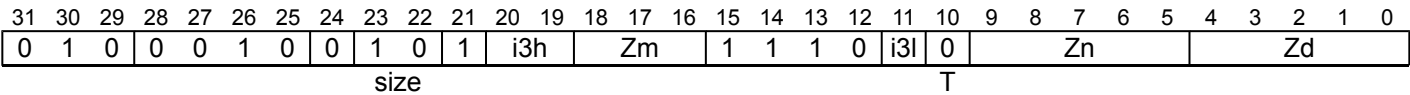
Signed saturating doubling multiply long (bottom, indexed)

Multiply then double the even-numbered signed elements within each 128-bit segment of the first source vector and the specified element in the corresponding second source vector segment, and place the results in overlapping double-width elements of the destination vector register. Each result element is saturated to the double-width N-bit element's signed integer range $-2^{(N-1)}$ to $(2^{(N-1)})-1$.

The elements within the second source vector are specified using an immediate index which selects the same element position within each 128-bit vector segment. The index range is from 0 to one less than the number of elements per 128-bit segment.

It has encodings from 2 classes: [32-bit](#) and [64-bit](#)

32-bit (FEAT_SVE2 || FEAT_SME)



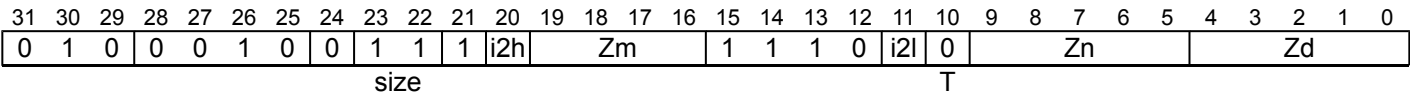
Encoding

SQDMULLB <Zd>.S, <Zn>.H, <Zm>.H[<imm>]

Decode for this encoding

```
if !IsFeatureImplemented(FEAT_SVE2) && !IsFeatureImplemented(FEAT_SME) then
    EndOfDecode(Decode_UNDEF);
constant integer esize = 16;
constant integer index = UInt(i3h:i3l);
constant integer n = UInt(Zn);
constant integer m = UInt(Zm);
constant integer d = UInt(Zd);
constant integer sel = 0;
```

64-bit (FEAT_SVE2 || FEAT_SME)



Encoding

SQDMULLB <Zd>.D, <Zn>.S, <Zm>.S[<imm>]

Decode for this encoding

```
if !IsFeatureImplemented(FEAT_SVE2) && !IsFeatureImplemented(FEAT_SME) then
    EndOfDecode(Decode_UNDEF);
constant integer esize = 32;
constant integer index = UInt(i2h:i2l);
constant integer n = UInt(Zn);
constant integer m = UInt(Zm);
constant integer d = UInt(Zd);
constant integer sel = 0;
```

Assembler Symbols

- <Zd> Is the name of the destination scalable vector register, encoded in the "Zd" field.
- <Zn> Is the name of the first source scalable vector register, encoded in the "Zn" field.

- <Zm> For the "32-bit" variant: is the name of the second source scalable vector register Z0-Z7, encoded in the "Zm" field.
For the "64-bit" variant: is the name of the second source scalable vector register Z0-Z15, encoded in the "Zm" field.
- <imm> For the "32-bit" variant: is the element index, in the range 0 to 7, encoded in the "i3h:i3l" fields.
For the "64-bit" variant: is the element index, in the range 0 to 3, encoded in the "i2h:i2l" fields.

Operation

```

CheckSVEEnabled();
constant integer VL = CurrentVL;
constant integer elements = VL DIV (2 * esize);
constant integer eltspersegment = 128 DIV (2 * esize);
constant bits(VL) operand1 = Z[n, VL];
constant bits(VL) operand2 = Z[m, VL];
bits(VL) result;

for e = 0 to elements-1
    constant integer s = e - (e MOD eltspersegment);
    constant integer element1 = SInt(Elem[operand1, 2 * e + sel, esize]);
    constant integer element2 = SInt(Elem[operand2, 2 * s + index, esize]);
    constant integer res = 2 * element1 * element2;
    Elem[result, e, 2*esize] = SignedSat(res, 2*esize);

Z[d, VL] = result;

```

Internal version only: aarchmrs v2025-03_rel, pseudocode v2025-03_rel ; Build timestamp: 2025-03-21T17:41

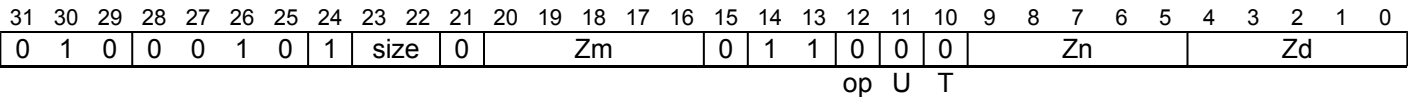
Copyright © 2010-2025 Arm Limited or its affiliates. All rights reserved. This document is Non-Confidential.

SQDMULLB (vectors)

Signed saturating doubling multiply long (bottom)

Multiply the corresponding even-numbered signed elements of the first and second source vectors, double and place the results in the overlapping double-width elements of the destination vector. Each result element is saturated to the double-width N-bit element's signed integer range $-2^{(N-1)}$ to $(2^{(N-1)})-1$. This instruction is unpredicated.

SVE2
(FEAT_SVE2 || FEAT_SME)



Encoding

SQDMULLB <Zd>.<T>, <Zn>.<Tb>, <Zm>.<Tb>

Decode for this encoding

```
if !IsFeatureImplemented(FEAT_SVE2) && !IsFeatureImplemented(FEAT_SME) then
    EndOfDecode(Decode_UNDEF);
if size == '00' then EndOfDecode(Decode_UNDEF);
constant integer esize = 8 << UInt(size);
constant integer n = UInt(Zn);
constant integer m = UInt(Zm);
constant integer d = UInt(Zd);
```

Assembler Symbols

<Zd> Is the name of the destination scalable vector register, encoded in the "Zd" field.

<T> Is the size specifier, encoded in “size”:

size	<T>
00	RESERVED
01	H
10	S
11	D

<Zn> Is the name of the first source scalable vector register, encoded in the "Zn" field.

<Tb> Is the size specifier, encoded in “size”:

size	<Tb>
00	RESERVED
01	B
10	H
11	S

<Zm> Is the name of the second source scalable vector register, encoded in the "Zm" field.

Operation

```
CheckSVEEnabled();  
constant integer VL = CurrentVL;  
constant integer elements = VL DIV esize;  
constant bits(VL) operand1 = Z[n, VL];  
constant bits(VL) operand2 = Z[m, VL];  
bits(VL) result;  
  
for e = 0 to elements-1  
    constant integer element1 = SInt(Elem[operand1, 2*e + 0, esize DIV 2]);  
    constant integer element2 = SInt(Elem[operand2, 2*e + 0, esize DIV 2]);  
    constant integer res = 2 * element1 * element2;  
    Elem[result, e, esize] = SignedSat(res, esize);  
  
Z[d, VL] = result;
```

Internal version only: aarchmrs v2025-03_rel, pseudocode v2025-03_rel ; Build timestamp: 2025-03-21T17:41

Copyright © 2010-2025 Arm Limited or its affiliates. All rights reserved. This document is Non-Confidential.

SQDMULLT (indexed)

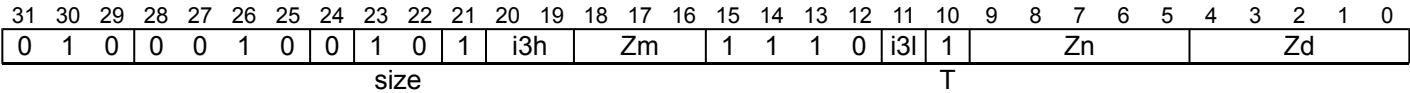
Signed saturating doubling multiply long (top, indexed)

Multiply then double the odd-numbered signed elements within each 128-bit segment of the first source vector and the specified element in the corresponding second source vector segment, and place the results in overlapping double-width elements of the destination vector register. Each result element is saturated to the double-width N-bit element's signed integer range $-2^{(N-1)}$ to $(2^{(N-1)})-1$.

The elements within the second source vector are specified using an immediate index which selects the same element position within each 128-bit vector segment. The index range is from 0 to one less than the number of elements per 128-bit segment.

It has encodings from 2 classes: [32-bit](#) and [64-bit](#)

32-bit (FEAT_SVE2 || FEAT_SME)



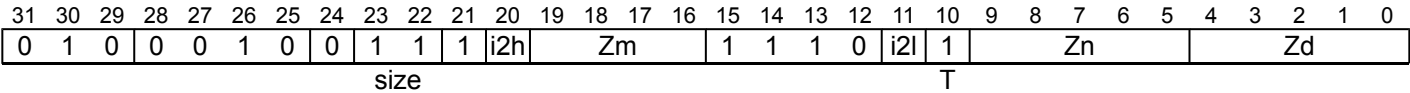
Encoding

SQDMULLT <Zd>.S, <Zn>.H, <Zm>.H[<imm>]

Decode for this encoding

```
if !IsFeatureImplemented(FEAT_SVE2) && !IsFeatureImplemented(FEAT_SME) then
    EndOfDecode(Decode_UNDEF);
constant integer esize = 16;
constant integer index = UInt(i3h:i3l);
constant integer n = UInt(Zn);
constant integer m = UInt(Zm);
constant integer d = UInt(Zd);
constant integer sel = 1;
```

64-bit (FEAT_SVE2 || FEAT_SME)



Encoding

SQDMULLT <Zd>.D, <Zn>.S, <Zm>.S[<imm>]

Decode for this encoding

```
if !IsFeatureImplemented(FEAT_SVE2) && !IsFeatureImplemented(FEAT_SME) then
    EndOfDecode(Decode_UNDEF);
constant integer esize = 32;
constant integer index = UInt(i2h:i2l);
constant integer n = UInt(Zn);
constant integer m = UInt(Zm);
constant integer d = UInt(Zd);
constant integer sel = 1;
```

Assembler Symbols

- <Zd> Is the name of the destination scalable vector register, encoded in the "Zd" field.
- <Zn> Is the name of the first source scalable vector register, encoded in the "Zn" field.

<Zm> For the "32-bit" variant: is the name of the second source scalable vector register Z0-Z7, encoded in the "Zm" field.
 For the "64-bit" variant: is the name of the second source scalable vector register Z0-Z15, encoded in the "Zm" field.

<imm> For the "32-bit" variant: is the element index, in the range 0 to 7, encoded in the "i3h:i3l" fields.
 For the "64-bit" variant: is the element index, in the range 0 to 3, encoded in the "i2h:i2l" fields.

Operation

```

CheckSVEEnabled();
constant integer VL = CurrentVL;
constant integer elements = VL DIV (2 * esize);
constant integer eltspersegment = 128 DIV (2 * esize);
constant bits(VL) operand1 = Z[n, VL];
constant bits(VL) operand2 = Z[m, VL];
bits(VL) result;

for e = 0 to elements-1
    constant integer s = e - (e MOD eltspersegment);
    constant integer element1 = SInt(Elem[operand1, 2 * e + sel, esize]);
    constant integer element2 = SInt(Elem[operand2, 2 * s + index, esize]);
    constant integer res = 2 * element1 * element2;
    Elem[result, e, 2*esize] = SignedSat(res, 2*esize);

Z[d, VL] = result;

```

Internal version only: aarchmrs v2025-03_rel, pseudocode v2025-03_rel ; Build timestamp: 2025-03-21T17:41

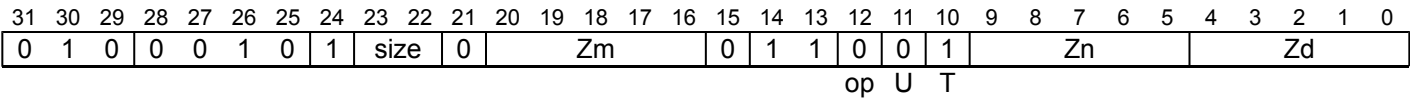
Copyright © 2010-2025 Arm Limited or its affiliates. All rights reserved. This document is Non-Confidential.

SQDMULLT (vectors)

Signed saturating doubling multiply long (top)

Multiply the corresponding odd-numbered signed elements of the first and second source vectors, double and place the results in the overlapping double-width elements of the destination vector. Each result element is saturated to the double-width N-bit element's signed integer range $-2^{(N-1)}$ to $(2^{(N-1)})-1$. This instruction is unpredicated.

SVE2
(FEAT_SVE2 || FEAT_SME)



Encoding

SQDMULLT <Zd>.<T>, <Zn>.<Tb>, <Zm>.<Tb>

Decode for this encoding

```
if !IsFeatureImplemented(FEAT_SVE2) && !IsFeatureImplemented(FEAT_SME) then
    EndOfDecode(Decode_UNDEF);
if size == '00' then EndOfDecode(Decode_UNDEF);
constant integer esize = 8 << UInt(size);
constant integer n = UInt(Zn);
constant integer m = UInt(Zm);
constant integer d = UInt(Zd);
```

Assembler Symbols

<Zd> Is the name of the destination scalable vector register, encoded in the "Zd" field.

<T> Is the size specifier, encoded in “size”:

size	<T>
00	RESERVED
01	H
10	S
11	D

<Zn> Is the name of the first source scalable vector register, encoded in the "Zn" field.

<Tb> Is the size specifier, encoded in “size”:

size	<Tb>
00	RESERVED
01	B
10	H
11	S

<Zm> Is the name of the second source scalable vector register, encoded in the "Zm" field.

Operation

```
CheckSVEEnabled();  
constant integer VL = CurrentVL;  
constant integer elements = VL DIV esize;  
constant bits(VL) operand1 = Z[n, VL];  
constant bits(VL) operand2 = Z[m, VL];  
bits(VL) result;  
  
for e = 0 to elements-1  
    constant integer element1 = SInt(Elem[operand1, 2*e + 1, esize DIV 2]);  
    constant integer element2 = SInt(Elem[operand2, 2*e + 1, esize DIV 2]);  
    constant integer res = 2 * element1 * element2;  
    Elem[result, e, esize] = SignedSat(res, esize);  
  
Z[d, VL] = result;
```

Internal version only: aarchmrs v2025-03_rel, pseudocode v2025-03_rel ; Build timestamp: 2025-03-21T17:41

Copyright © 2010-2025 Arm Limited or its affiliates. All rights reserved. This document is Non-Confidential.

SQINCB

Signed saturating increment scalar by multiple of 8-bit predicate constraint element count

Determines the number of active 8-bit elements implied by the named predicate constraint, multiplies that by an immediate in the range 1 to 16 inclusive, and then uses the result to increment the scalar destination. The result is saturated to the source general-purpose register's signed integer range. A 32-bit saturated result is then sign-extended to 64 bits.

The named predicate constraint limits the number of active elements in a single predicate to:

- A fixed number (VL1 to VL256)
- The largest power of two (POW2)
- The largest multiple of three or four (MUL3 or MUL4)
- All available, implicitly a multiple of two (ALL).

Unspecified or out of range constraint encodings generate an empty predicate or zero element count rather than Undefined Instruction exception.

It has encodings from 2 classes: [32-bit](#) and [64-bit](#)

32-bit (FEAT_SVE || FEAT_SME)

31	30	29	28	27	26	25	24	23	22	21	20	19	18	17	16	15	14	13	12	11	10	9	8	7	6	5	4	3	2	1	0
0	0	0	0	0	1	0	0	0	0	1	0	imm4				1	1	1	1	0	0	pattern					Rdn				
size								sf		D U																					

Encoding

SQINCB <Xdn>, <Wdn>{, <pattern>{, MUL #<imm>}}

Decode for this encoding

```
if !IsFeatureImplemented(FEAT_SVE) && !IsFeatureImplemented(FEAT_SME) then
    EndOfDecode(Decode_UNDEF);
constant integer esize = 8;
constant integer dn = UInt(Rdn);
constant bits(5) pat = pattern;
constant integer imm = UInt(imm4) + 1;

constant boolean unsigned = FALSE;
constant integer ssize = 32;
```

64-bit (FEAT_SVE || FEAT_SME)

31	30	29	28	27	26	25	24	23	22	21	20	19	18	17	16	15	14	13	12	11	10	9	8	7	6	5	4	3	2	1	0
0	0	0	0	0	1	0	0	0	0	1	1	imm4				1	1	1	1	0	0	pattern					Rdn				
size								sf		D										U											

Encoding

SQINCB <Xdn>{, <pattern>{, MUL #<imm>}}

Decode for this encoding

```
if !IsFeatureImplemented(FEAT_SVE) && !IsFeatureImplemented(FEAT_SME) then
    EndOfDecode(Decode_UNDEF);
constant integer esize = 8;
constant integer dn = UInt(Rdn);
constant bits(5) pat = pattern;
constant integer imm = UInt(imm4) + 1;

constant boolean unsigned = FALSE;
constant integer ssize = 64;
```

Assembler Symbols

- <Xdn>Is the 64-bit name of the source and destination general-purpose register, encoded in the "Rdn" field.
- <Wdn>Is the 32-bit name of the source and destination general-purpose register, encoded in the "Rdn" field.
- <pattern>Is the optional pattern specifier, defaulting to ALL, encoded in “pattern”:

pattern	<pattern>
00000	POW2
00001	VL1
00010	VL2
00011	VL3
00100	VL4
00101	VL5
00110	VL6
00111	VL7
01000	VL8
01001	VL16
01010	VL32
01011	VL64
01100	VL128
01101	VL256
0111x	#uimm5
1xx00	#uimm5
1x0x1	#uimm5
1x010	#uimm5
101x1	#uimm5
10110	#uimm5
11101	MUL4
11110	MUL3
11111	ALL

- <imm>Is the immediate multiplier, in the range 1 to 16, defaulting to 1, encoded in the "imm4" field.

Operation

```
CheckSVEEnabled();
constant integer count = DecodePredCount(pat, esize);
constant bits(ssize) operand1 = X[dn, ssize];
bits(ssize) result;
constant integer element1 = Int(operand1, unsigned);
(result, -) = SatQ(element1 + (count * imm), ssize, unsigned);
X[dn, 64] = Extend(result, 64, unsigned);
```

SQINCD (scalar)

Signed saturating increment scalar by multiple of 64-bit predicate constraint element count

Determines the number of active 64-bit elements implied by the named predicate constraint, multiplies that by an immediate in the range 1 to 16 inclusive, and then uses the result to increment the scalar destination. The result is saturated to the source general-purpose register's signed integer range. A 32-bit saturated result is then sign-extended to 64 bits.

The named predicate constraint limits the number of active elements in a single predicate to:

- A fixed number (VL1 to VL256)
- The largest power of two (POW2)
- The largest multiple of three or four (MUL3 or MUL4)
- All available, implicitly a multiple of two (ALL).

Unspecified or out of range constraint encodings generate an empty predicate or zero element count rather than Undefined Instruction exception.

It has encodings from 2 classes: [32-bit](#) and [64-bit](#)

32-bit (FEAT_SVE || FEAT_SME)

31	30	29	28	27	26	25	24	23	22	21	20	19	18	17	16	15	14	13	12	11	10	9	8	7	6	5	4	3	2	1	0
0	0	0	0	0	1	0	0	1	1	1	0	imm4				1	1	1	1	0	0	pattern					Rdn				
size												sf				D				U											

Encoding

SQINCD <Xdn>, <Wdn>{, <pattern>{, MUL #<imm>}}

Decode for this encoding

```
if !IsFeatureImplemented(FEAT_SVE) && !IsFeatureImplemented(FEAT_SME) then
    EndOfDecode(Decode_UNDEF);
constant integer esize = 64;
constant integer dn = UInt(Rdn);
constant bits(5) pat = pattern;
constant integer imm = UInt(imm4) + 1;

constant boolean unsigned = FALSE;
constant integer ssize = 32;
```

64-bit (FEAT_SVE || FEAT_SME)

31	30	29	28	27	26	25	24	23	22	21	20	19	18	17	16	15	14	13	12	11	10	9	8	7	6	5	4	3	2	1	0
0	0	0	0	0	1	0	0	1	1	1	1	imm4				1	1	1	1	0	0	pattern					Rdn				
size												sf				D				U											

Encoding

SQINCD <Xdn>{, <pattern>{, MUL #<imm>}}

Decode for this encoding

```
if !IsFeatureImplemented(FEAT_SVE) && !IsFeatureImplemented(FEAT_SME) then
    EndOfDecode(Decode_UNDEF);
constant integer esize = 64;
constant integer dn = UInt(Rdn);
constant bits(5) pat = pattern;
constant integer imm = UInt(imm4) + 1;

constant boolean unsigned = FALSE;
constant integer ssize = 64;
```

Assembler Symbols

- <Xdn>Is the 64-bit name of the source and destination general-purpose register, encoded in the "Rdn" field.
- <Wdn>Is the 32-bit name of the source and destination general-purpose register, encoded in the "Rdn" field.
- <pattern>Is the optional pattern specifier, defaulting to ALL, encoded in “pattern”:

pattern	<pattern>
00000	POW2
00001	VL1
00010	VL2
00011	VL3
00100	VL4
00101	VL5
00110	VL6
00111	VL7
01000	VL8
01001	VL16
01010	VL32
01011	VL64
01100	VL128
01101	VL256
0111x	#uimm5
1xx00	#uimm5
1x0x1	#uimm5
1x010	#uimm5
101x1	#uimm5
10110	#uimm5
11101	MUL4
11110	MUL3
11111	ALL

- <imm>Is the immediate multiplier, in the range 1 to 16, defaulting to 1, encoded in the "imm4" field.

Operation

```
CheckSVEEnabled();
constant integer count = DecodePredCount(pat, esize);
constant bits(ssize) operand1 = X[dn, ssize];
bits(ssize) result;
constant integer element1 = Int(operand1, unsigned);
(result, -) = SatQ(element1 + (count * imm), ssize, unsigned);
X[dn, 64] = Extend(result, 64, unsigned);
```

SQINCD (vector)

Signed saturating increment vector by multiple of 64-bit predicate constraint element count

Determines the number of active 64-bit elements implied by the named predicate constraint, multiplies that by an immediate in the range 1 to 16 inclusive, and then uses the result to increment all destination vector elements. The results are saturated to the 64-bit signed integer range.

The named predicate constraint limits the number of active elements in a single predicate to:

- A fixed number (VL1 to VL256)
- The largest power of two (POW2)
- The largest multiple of three or four (MUL3 or MUL4)
- All available, implicitly a multiple of two (ALL).

Unspecified or out of range constraint encodings generate an empty predicate or zero element count rather than Undefined Instruction exception.

SVE
(FEAT_SVE || FEAT_SME)

31	30	29	28	27	26	25	24	23	22	21	20	19	18	17	16	15	14	13	12	11	10	9	8	7	6	5	4	3	2	1	0
0	0	0	0	0	1	0	0	1	1	1	0	imm4				1	1	0	0	0	0	pattern					Zdn				
size												D U																			

Encoding

SQINCD <Zdn>.D{, <pattern>{, MUL #<imm>}}

Decode for this encoding

```
if !IsFeatureImplemented(FEAT_SVE) && !IsFeatureImplemented(FEAT_SME) then
    EndOfDecode(Decode_UNDEF);
constant integer esize = 64;
constant integer dn = UInt(Zdn);
constant bits(5) pat = pattern;
constant integer imm = UInt(imm4) + 1;

constant boolean unsigned = FALSE;
```

Assembler Symbols

- <Zdn> Is the name of the source and destination scalable vector register, encoded in the "Zdn" field.
- <pattern> Is the optional pattern specifier, defaulting to ALL, encoded in "pattern":

pattern	<pattern>
00000	POW2
00001	VL1
00010	VL2
00011	VL3
00100	VL4
00101	VL5
00110	VL6
00111	VL7
01000	VL8
01001	VL16
01010	VL32
01011	VL64
01100	VL128
01101	VL256
0111x	#uimm5
1xx00	#uimm5
1x0x1	#uimm5
1x010	#uimm5
101x1	#uimm5
10110	#uimm5
11101	MUL4
11110	MUL3
11111	ALL

<imm> Is the immediate multiplier, in the range 1 to 16, defaulting to 1, encoded in the "imm4" field.

Operation

```

CheckSVEEnabled();
constant integer VL = CurrentVL;
constant integer elements = VL DIV esize;
constant integer count = DecodePredCount(pat, esize);
constant bits(VL) operand1 = Z[dn, VL];
bits(VL) result;

for e = 0 to elements-1
    constant integer element1 = Int(Elem[operand1, e, esize], unsigned);
    (Elem[result, e, esize], -) = SatQ(element1 + (count * imm), esize, unsigned);

Z[dn, VL] = result;

```

Operational information

This instruction might be immediately preceded in program order by a MOVPRFX instruction. The MOVPRFX must conform to all of the following requirements, otherwise the behavior of the MOVPRFX and this instruction is CONSTRAINED UNPREDICTABLE:

- The MOVPRFX must be unpredicated.
- The MOVPRFX must specify the same destination register as this instruction.
- The destination register must not refer to architectural register state referenced by any other source operand register of this instruction.

Internal version only: aarchmrs v2025-03_rel, pseudocode v2025-03_rel ; Build timestamp: 2025-03-21T17:41

Copyright © 2010-2025 Arm Limited or its affiliates. All rights reserved. This document is Non-Confidential.

SQINCH (scalar)

Signed saturating increment scalar by multiple of 16-bit predicate constraint element count

Determines the number of active 16-bit elements implied by the named predicate constraint, multiplies that by an immediate in the range 1 to 16 inclusive, and then uses the result to increment the scalar destination. The result is saturated to the source general-purpose register's signed integer range. A 32-bit saturated result is then sign-extended to 64 bits.

The named predicate constraint limits the number of active elements in a single predicate to:

- A fixed number (VL1 to VL256)
- The largest power of two (POW2)
- The largest multiple of three or four (MUL3 or MUL4)
- All available, implicitly a multiple of two (ALL).

Unspecified or out of range constraint encodings generate an empty predicate or zero element count rather than Undefined Instruction exception.

It has encodings from 2 classes: [32-bit](#) and [64-bit](#)

32-bit (FEAT_SVE || FEAT_SME)

31	30	29	28	27	26	25	24	23	22	21	20	19	18	17	16	15	14	13	12	11	10	9	8	7	6	5	4	3	2	1	0
0	0	0	0	0	1	0	0	0	1	1	0	imm4				1	1	1	1	0	0	pattern					Rdn				
size												sf		D						U											

Encoding

SQINCH <Xdn>, <Wdn>{, <pattern>{, MUL #<imm>}}

Decode for this encoding

```
if !IsFeatureImplemented(FEAT_SVE) && !IsFeatureImplemented(FEAT_SME) then
    EndOfDecode(Decode_UNDEF);
constant integer esize = 16;
constant integer dn = UInt(Rdn);
constant bits(5) pat = pattern;
constant integer imm = UInt(imm4) + 1;

constant boolean unsigned = FALSE;
constant integer ssize = 32;
```

64-bit (FEAT_SVE || FEAT_SME)

31	30	29	28	27	26	25	24	23	22	21	20	19	18	17	16	15	14	13	12	11	10	9	8	7	6	5	4	3	2	1	0
0	0	0	0	0	1	0	0	0	1	1	1	imm4				1	1	1	1	0	0	pattern					Rdn				
size												sf		D						U											

Encoding

SQINCH <Xdn>{, <pattern>{, MUL #<imm>}}

Decode for this encoding

```
if !IsFeatureImplemented(FEAT_SVE) && !IsFeatureImplemented(FEAT_SME) then
    EndOfDecode(Decode_UNDEF);
constant integer esize = 16;
constant integer dn = UInt(Rdn);
constant bits(5) pat = pattern;
constant integer imm = UInt(imm4) + 1;

constant boolean unsigned = FALSE;
constant integer ssize = 64;
```

Assembler Symbols

- <Xdn>Is the 64-bit name of the source and destination general-purpose register, encoded in the "Rdn" field.
- <Wdn>Is the 32-bit name of the source and destination general-purpose register, encoded in the "Rdn" field.
- <pattern>Is the optional pattern specifier, defaulting to ALL, encoded in “pattern”:

pattern	<pattern>
00000	POW2
00001	VL1
00010	VL2
00011	VL3
00100	VL4
00101	VL5
00110	VL6
00111	VL7
01000	VL8
01001	VL16
01010	VL32
01011	VL64
01100	VL128
01101	VL256
0111x	#uimm5
1xx00	#uimm5
1x0x1	#uimm5
1x010	#uimm5
101x1	#uimm5
10110	#uimm5
11101	MUL4
11110	MUL3
11111	ALL

- <imm>Is the immediate multiplier, in the range 1 to 16, defaulting to 1, encoded in the "imm4" field.

Operation

```
CheckSVEEnabled();
constant integer count = DecodePredCount(pat, esize);
constant bits(ssize) operand1 = X[dn, ssize];
bits(ssize) result;
constant integer element1 = Int(operand1, unsigned);
(result, -) = SatQ(element1 + (count * imm), ssize, unsigned);
X[dn, 64] = Extend(result, 64, unsigned);
```

SQINCH (vector)

Signed saturating increment vector by multiple of 16-bit predicate constraint element count

Determines the number of active 16-bit elements implied by the named predicate constraint, multiplies that by an immediate in the range 1 to 16 inclusive, and then uses the result to increment all destination vector elements. The results are saturated to the 16-bit signed integer range.

The named predicate constraint limits the number of active elements in a single predicate to:

- A fixed number (VL1 to VL256)
- The largest power of two (POW2)
- The largest multiple of three or four (MUL3 or MUL4)
- All available, implicitly a multiple of two (ALL).

Unspecified or out of range constraint encodings generate an empty predicate or zero element count rather than Undefined Instruction exception.

SVE (FEAT_SVE || FEAT_SME)

31	30	29	28	27	26	25	24	23	22	21	20	19	18	17	16	15	14	13	12	11	10	9	8	7	6	5	4	3	2	1	0
0	0	0	0	0	1	0	0	0	1	1	0	imm4				1	1	0	0	0	0	pattern					Zdn				
size												D U																			

Encoding

SQINCH <Zdn>.H{, <pattern>{, MUL #<imm>}}

Decode for this encoding

```
if !IsFeatureImplemented(FEAT_SVE) && !IsFeatureImplemented(FEAT_SME) then
    EndOfDecode(Decode_UNDEF);
constant integer esize = 16;
constant integer dn = UInt(Zdn);
constant bits(5) pat = pattern;
constant integer imm = UInt(imm4) + 1;

constant boolean unsigned = FALSE;
```

Assembler Symbols

- <Zdn>
- Is the name of the source and destination scalable vector register, encoded in the "Zdn" field.
- <pattern>
- Is the optional pattern specifier, defaulting to ALL, encoded in “pattern”:

pattern	<pattern>
00000	POW2
00001	VL1
00010	VL2
00011	VL3
00100	VL4
00101	VL5
00110	VL6
00111	VL7
01000	VL8
01001	VL16
01010	VL32
01011	VL64
01100	VL128
01101	VL256
0111x	#uimm5
1xx00	#uimm5
1x0x1	#uimm5
1x010	#uimm5
101x1	#uimm5
10110	#uimm5
11101	MUL4
11110	MUL3
11111	ALL

<imm> Is the immediate multiplier, in the range 1 to 16, defaulting to 1, encoded in the "imm4" field.

Operation

```

CheckSVEEnabled();
constant integer VL = CurrentVL;
constant integer elements = VL DIV esize;
constant integer count = DecodePredCount(pat, esize);
constant bits(VL) operand1 = Z[dn, VL];
bits(VL) result;

for e = 0 to elements-1
    constant integer element1 = Int(Elem[operand1, e, esize], unsigned);
    (Elem[result, e, esize], -) = SatQ(element1 + (count * imm), esize, unsigned);

Z[dn, VL] = result;

```

Operational information

This instruction might be immediately preceded in program order by a MOVPRFX instruction. The MOVPRFX must conform to all of the following requirements, otherwise the behavior of the MOVPRFX and this instruction is CONSTRAINED UNPREDICTABLE:

- The MOVPRFX must be unpredicated.
- The MOVPRFX must specify the same destination register as this instruction.
- The destination register must not refer to architectural register state referenced by any other source operand register of this instruction.

Internal version only: aarchmrs v2025-03_rel, pseudocode v2025-03_rel ; Build timestamp: 2025-03-21T17:41

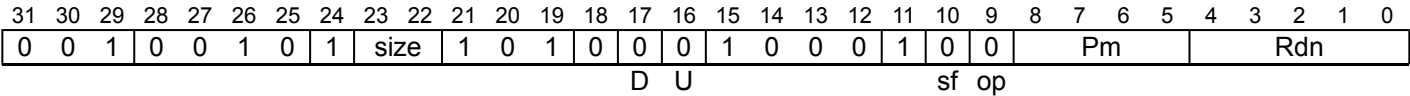
Copyright © 2010-2025 Arm Limited or its affiliates. All rights reserved. This document is Non-Confidential.

SQINCP (scalar)

Signed saturating increment scalar by count of true predicate elements

Counts the number of true elements in the source predicate and then uses the result to increment the scalar destination. The result is saturated to the source general-purpose register's signed integer range. A 32-bit saturated result is then sign-extended to 64 bits.
It has encodings from 2 classes: [32-bit](#) and [64-bit](#)

32-bit (FEAT_SVE || FEAT_SME)



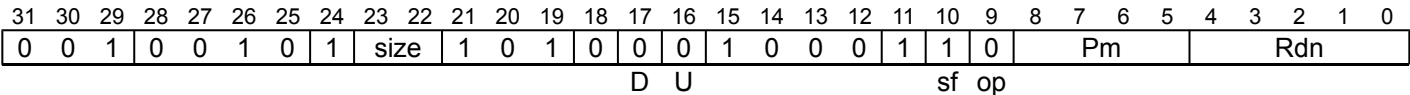
Encoding

SQINCP <Xdn>, <Pm>.<T>, <Wdn>

Decode for this encoding

```
if !IsFeatureImplemented(FEAT_SVE) && !IsFeatureImplemented(FEAT_SME) then
    EndOfDecode(Decode_UNDEF);
constant integer esize = 8 << UInt(size);
constant integer m = UInt(Pm);
constant integer dn = UInt(Rdn);
constant boolean unsigned = FALSE;
constant integer ssize = 32;
```

64-bit (FEAT_SVE || FEAT_SME)



Encoding

SQINCP <Xdn>, <Pm>.<T>

Decode for this encoding

```
if !IsFeatureImplemented(FEAT_SVE) && !IsFeatureImplemented(FEAT_SME) then
    EndOfDecode(Decode_UNDEF);
constant integer esize = 8 << UInt(size);
constant integer m = UInt(Pm);
constant integer dn = UInt(Rdn);
constant boolean unsigned = FALSE;
constant integer ssize = 64;
```

Assembler Symbols

- <Xdn> Is the 64-bit name of the source and destination general-purpose register, encoded in the "Rdn" field.
- <Pm> Is the name of the source scalable predicate register, encoded in the "Pm" field.
- <T> Is the size specifier, encoded in "size":

size	<T>
00	B
01	H
10	S
11	D

<Wdn> Is the 32-bit name of the source and destination general-purpose register, encoded in the "Rdn" field.

Operation

```

CheckSVEEnabled();
constant integer VL = CurrentVL;
constant integer PL = VL DIV 8;
constant integer elements = VL DIV esize;
constant bits(ssize) operand1 = X[dn, ssize];
constant bits(PL) operand2 = P[m, PL];
bits(ssize) result;
integer count = 0;

for e = 0 to elements-1
    if ActivePredicateElement(operand2, e, esize) then
        count = count + 1;

constant integer element = Int(operand1, unsigned);
(result, -) = SatQ(element + count, ssize, unsigned);
X[dn, 64] = Extend(result, 64, unsigned);

```

Operational information

If FEAT_SME is implemented and the PE is in Streaming SVE mode, then any subsequent instruction which is dependent on the general-purpose register written by this instruction might be significantly delayed.

Internal version only: aarchmrs v2025-03_rel, pseudocode v2025-03_rel ; Build timestamp: 2025-03-21T17:41

Copyright © 2010-2025 Arm Limited or its affiliates. All rights reserved. This document is Non-Confidential.

SQINCP (vector)

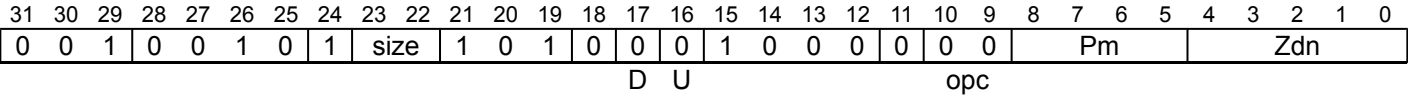
Signed saturating increment vector by count of true predicate elements

Counts the number of true elements in the source predicate and then uses the result to increment all destination vector elements. The results are saturated to the element signed integer range.

The predicate size specifier may be omitted in assembler source code, but this is deprecated and will be prohibited in a future release of the architecture.

SVE

(FEAT_SVE || FEAT_SME)



Encoding

SQINCP <Zdn>.<T>, <Pm>.<T>

Decode for this encoding

```
if !IsFeatureImplemented(FEAT_SVE) && !IsFeatureImplemented(FEAT_SME) then
    EndOfDecode(Decode_UNDEF);
if size == '00' then EndOfDecode(Decode_UNDEF);
constant integer esize = 8 << UInt(size);
constant integer m = UInt(Pm);
constant integer dn = UInt(Zdn);
constant boolean unsigned = FALSE;
```

Assembler Symbols

<Zdn> Is the name of the source and destination scalable vector register, encoded in the "Zdn" field.

<T> Is the size specifier, encoded in “size”:

size	<T>
00	RESERVED
01	H
10	S
11	D

<Pm> Is the name of the source scalable predicate register, encoded in the "Pm" field.

Operation

```
CheckSVEEnabled();
constant integer VL = CurrentVL;
constant integer PL = VL DIV 8;
constant integer elements = VL DIV esize;
constant bits(VL) operand1 = Z[dn, VL];
constant bits(PL) operand2 = P[m, PL];
bits(VL) result;
integer count = 0;

for e = 0 to elements-1
    if ActivePredicateElement(operand2, e, esize) then
        count = count + 1;

for e = 0 to elements-1
    constant integer element = Int(Elem[operand1, e, esize], unsigned);
    (Elem[result, e, esize], -) = SatQ(element + count, esize, unsigned);

Z[dn, VL] = result;
```

Operational information

This instruction might be immediately preceded in program order by a MOVPRFX instruction. The MOVPRFX must conform to all of the following requirements, otherwise the behavior of the MOVPRFX and this instruction is CONSTRAINED UNPREDICTABLE:

- The MOVPRFX must be unpredicated.
- The MOVPRFX must specify the same destination register as this instruction.
- The destination register must not refer to architectural register state referenced by any other source operand register of this instruction.

Internal version only: aarchmrs v2025-03_rel, pseudocode v2025-03_rel ; Build timestamp: 2025-03-21T17:41

Copyright © 2010-2025 Arm Limited or its affiliates. All rights reserved. This document is Non-Confidential.

SQINCW (scalar)

Signed saturating increment scalar by multiple of 32-bit predicate constraint element count

Determines the number of active 32-bit elements implied by the named predicate constraint, multiplies that by an immediate in the range 1 to 16 inclusive, and then uses the result to increment the scalar destination. The result is saturated to the source general-purpose register's signed integer range. A 32-bit saturated result is then sign-extended to 64 bits.

The named predicate constraint limits the number of active elements in a single predicate to:

- A fixed number (VL1 to VL256)
- The largest power of two (POW2)
- The largest multiple of three or four (MUL3 or MUL4)
- All available, implicitly a multiple of two (ALL).

Unspecified or out of range constraint encodings generate an empty predicate or zero element count rather than Undefined Instruction exception.

It has encodings from 2 classes: [32-bit](#) and [64-bit](#)

32-bit (FEAT_SVE || FEAT_SME)

31	30	29	28	27	26	25	24	23	22	21	20	19	18	17	16	15	14	13	12	11	10	9	8	7	6	5	4	3	2	1	0
0	0	0	0	0	1	0	0	1	0	1	0	imm4				1	1	1	1	0	0	pattern					Rdn				
size												sf				D				U											

Encoding

SQINCW <Xdn>, <Wdn>{, <pattern>{, MUL #<imm>}}

Decode for this encoding

```
if !IsFeatureImplemented(FEAT_SVE) && !IsFeatureImplemented(FEAT_SME) then
    EndOfDecode(Decode_UNDEF);
constant integer esize = 32;
constant integer dn = UInt(Rdn);
constant bits(5) pat = pattern;
constant integer imm = UInt(imm4) + 1;

constant boolean unsigned = FALSE;
constant integer ssize = 32;
```

64-bit (FEAT_SVE || FEAT_SME)

31	30	29	28	27	26	25	24	23	22	21	20	19	18	17	16	15	14	13	12	11	10	9	8	7	6	5	4	3	2	1	0
0	0	0	0	0	1	0	0	1	0	1	1	imm4				1	1	1	1	0	0	pattern					Rdn				
size												sf				D				U											

Encoding

SQINCW <Xdn>{, <pattern>{, MUL #<imm>}}

Decode for this encoding

```
if !IsFeatureImplemented(FEAT_SVE) && !IsFeatureImplemented(FEAT_SME) then
    EndOfDecode(Decode_UNDEF);
constant integer esize = 32;
constant integer dn = UInt(Rdn);
constant bits(5) pat = pattern;
constant integer imm = UInt(imm4) + 1;

constant boolean unsigned = FALSE;
constant integer ssize = 64;
```

Assembler Symbols

- <Xdn>Is the 64-bit name of the source and destination general-purpose register, encoded in the "Rdn" field.
- <Wdn>Is the 32-bit name of the source and destination general-purpose register, encoded in the "Rdn" field.
- <pattern>Is the optional pattern specifier, defaulting to ALL, encoded in “pattern”:

pattern	<pattern>
00000	POW2
00001	VL1
00010	VL2
00011	VL3
00100	VL4
00101	VL5
00110	VL6
00111	VL7
01000	VL8
01001	VL16
01010	VL32
01011	VL64
01100	VL128
01101	VL256
0111x	#uimm5
1xx00	#uimm5
1x0x1	#uimm5
1x010	#uimm5
101x1	#uimm5
10110	#uimm5
11101	MUL4
11110	MUL3
11111	ALL

- <imm>Is the immediate multiplier, in the range 1 to 16, defaulting to 1, encoded in the "imm4" field.

Operation

```
CheckSVEEnabled();
constant integer count = DecodePredCount(pat, esize);
constant bits(ssize) operand1 = X[dn, ssize];
bits(ssize) result;
constant integer element1 = Int(operand1, unsigned);
(result, -) = SatQ(element1 + (count * imm), ssize, unsigned);
X[dn, 64] = Extend(result, 64, unsigned);
```

SQINCW (vector)

Signed saturating increment vector by multiple of 32-bit predicate constraint element count

Determines the number of active 32-bit elements implied by the named predicate constraint, multiplies that by an immediate in the range 1 to 16 inclusive, and then uses the result to increment all destination vector elements. The results are saturated to the 32-bit signed integer range.

The named predicate constraint limits the number of active elements in a single predicate to:

- A fixed number (VL1 to VL256)
- The largest power of two (POW2)
- The largest multiple of three or four (MUL3 or MUL4)
- All available, implicitly a multiple of two (ALL).

Unspecified or out of range constraint encodings generate an empty predicate or zero element count rather than Undefined Instruction exception.

SVE (FEAT_SVE || FEAT_SME)

31	30	29	28	27	26	25	24	23	22	21	20	19	18	17	16	15	14	13	12	11	10	9	8	7	6	5	4	3	2	1	0
0	0	0	0	0	1	0	0	1	0	1	0	imm4				1	1	0	0	0	0	pattern					Zdn				
size												D U																			

Encoding

SQINCW <Zdn>.S{, <pattern>{, MUL #<imm>}}

Decode for this encoding

```
if !IsFeatureImplemented(FEAT_SVE) && !IsFeatureImplemented(FEAT_SME) then
    EndOfDecode(Decode_UNDEF);
constant integer esize = 32;
constant integer dn = UInt(Zdn);
constant bits(5) pat = pattern;
constant integer imm = UInt(imm4) + 1;

constant boolean unsigned = FALSE;
```

Assembler Symbols

- <Zdn>
- Is the name of the source and destination scalable vector register, encoded in the "Zdn" field.
- <pattern>
- Is the optional pattern specifier, defaulting to ALL, encoded in “pattern”:

pattern	<pattern>
00000	POW2
00001	VL1
00010	VL2
00011	VL3
00100	VL4
00101	VL5
00110	VL6
00111	VL7
01000	VL8
01001	VL16
01010	VL32
01011	VL64
01100	VL128
01101	VL256
0111x	#uimm5
1xx00	#uimm5
1x0x1	#uimm5
1x010	#uimm5
101x1	#uimm5
10110	#uimm5
11101	MUL4
11110	MUL3
11111	ALL

<imm> Is the immediate multiplier, in the range 1 to 16, defaulting to 1, encoded in the "imm4" field.

Operation

```

CheckSVEEnabled();
constant integer VL = CurrentVL;
constant integer elements = VL DIV esize;
constant integer count = DecodePredCount(pat, esize);
constant bits(VL) operand1 = Z[dn, VL];
bits(VL) result;

for e = 0 to elements-1
    constant integer element1 = Int(Elem[operand1, e, esize], unsigned);
    (Elem[result, e, esize], -) = SatQ(element1 + (count * imm), esize, unsigned);

Z[dn, VL] = result;

```

Operational information

This instruction might be immediately preceded in program order by a MOVPRFX instruction. The MOVPRFX must conform to all of the following requirements, otherwise the behavior of the MOVPRFX and this instruction is CONSTRAINED UNPREDICTABLE:

- The MOVPRFX must be unpredicated.
- The MOVPRFX must specify the same destination register as this instruction.
- The destination register must not refer to architectural register state referenced by any other source operand register of this instruction.

Internal version only: aarchmrs v2025-03_rel, pseudocode v2025-03_rel ; Build timestamp: 2025-03-21T17:41

Copyright © 2010-2025 Arm Limited or its affiliates. All rights reserved. This document is Non-Confidential.

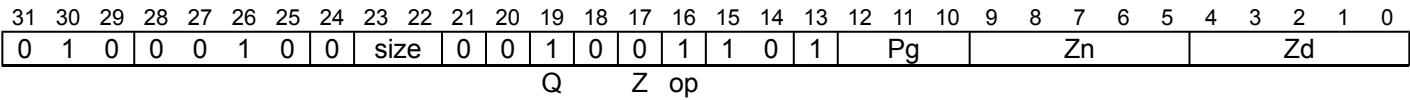
SQNEG

Signed saturating negate

Negate the signed integer value in each active element of the source vector, and place the results in the corresponding elements of the destination vector. Each result element is saturated to the N-bit element's signed integer range $-2^{(N-1)}$ to $(2^{(N-1)})-1$. Inactive elements in the destination vector register remain unmodified or are set to zero, depending on whether merging or zeroing predication is selected.

It has encodings from 2 classes: [Merging](#) and [Zeroing](#)

Merging (FEAT_SVE2 || FEAT_SME)



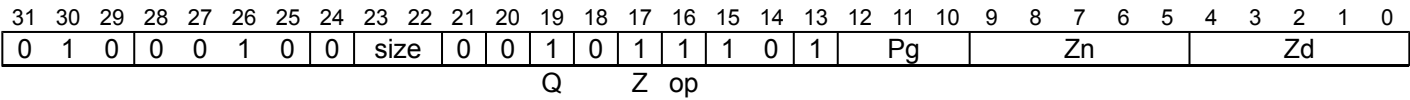
Encoding

SQNEG <Zd>.<T>, <Pg>/M, <Zn>.<T>

Decode for this encoding

```
if !IsFeatureImplemented(FEAT_SVE2) && !IsFeatureImplemented(FEAT_SME) then
    EndOfDecode(Decode_UNDEF);
constant integer esize = 8 << UInt(size);
constant integer g = UInt(Pg);
constant integer n = UInt(Zn);
constant integer d = UInt(Zd);
constant boolean merging = TRUE;
```

Zeroing (FEAT_SVE2p2 || FEAT_SME2p2)



Encoding

SQNEG <Zd>.<T>, <Pg>/Z, <Zn>.<T>

Decode for this encoding

```
if !IsFeatureImplemented(FEAT_SVE2p2) && !IsFeatureImplemented(FEAT_SME2p2) then
    EndOfDecode(Decode_UNDEF);
constant integer esize = 8 << UInt(size);
constant integer g = UInt(Pg);
constant integer n = UInt(Zn);
constant integer d = UInt(Zd);
constant boolean merging = FALSE;
```

Assembler Symbols

- <Zd> Is the name of the destination scalable vector register, encoded in the "Zd" field.
- <T> Is the size specifier, encoded in “size”:

size	<T>
00	B
01	H
10	S
11	D

<Pg> Is the name of the governing scalable predicate register P0-P7, encoded in the "Pg" field.

<Zn> Is the name of the source scalable vector register, encoded in the "Zn" field.

Operation

```

CheckSVEEnabled();
constant integer VL = CurrentVL;
constant integer PL = VL DIV 8;
constant integer elements = VL DIV esize;
constant bits(PL) mask = P[g, PL];
constant bits(VL) operand = if AnyActiveElement(mask, esize) then Z[n, VL] else Zeros(VL);
bits(VL) result = if merging then Z[d, VL] else Zeros(VL);

for e = 0 to elements-1
    if ActivePredicateElement(mask, e, esize) then
        integer element = SInt(Elem[operand, e, esize]);
        element = -element;
        Elem[result, e, esize] = SignedSat(element, esize);

Z[d, VL] = result;

```

Operational information

For the "Merging" variant:

The merging variant of this instruction might be immediately preceded in program order by a MOVPRFX instruction. The MOVPRFX must conform to all of the following requirements, otherwise the behavior of the MOVPRFX and the merging variant of this instruction is CONSTRAINED

UNPREDICTABLE:

- The MOVPRFX can be predicated or unpredicated.
- A predicated MOVPRFX must use the same governing predicate register as the merging variant this instruction.
- A predicated MOVPRFX must use the larger of the destination element size and first source element size in the preferred disassembly of the merging variant of this instruction.
- The MOVPRFX must specify the same destination register as the merging variant of this instruction.
- The destination register must not refer to architectural register state referenced by any other source operand register of the merging variant of this instruction.

Internal version only: aarchmrs v2025-03_rel, pseudocode v2025-03_rel ; Build timestamp: 2025-03-21T17:41

Copyright © 2010-2025 Arm Limited or its affiliates. All rights reserved. This document is Non-Confidential.

SQRDCMLAH (indexed)

Saturating rounding doubling complex integer multiply-add high with rotate (indexed)

Multiply without saturation the duplicated real components for rotations 0 and 180, or imaginary components for rotations 90 and 270, of the integral numbers in each 128-bit segment of the first source vector by the specified complex number in the corresponding the second source vector segment rotated by 0, 90, 180 or 270 degrees in the direction from the positive real axis towards the positive imaginary axis, when considered in polar representation.

Then double and add the products to the corresponding components of the complex numbers in the addend vector. Destructively place the most significant rounded half of the results in the corresponding elements of the addend vector. Each result element is saturated to the N-bit element's signed integer range $-2^{(N-1)}$ to $(2^{(N-1)})-1$. This instruction is unpredicated.

These transformations permit the creation of a variety of multiply-add and multiply-subtract operations on complex numbers by combining two of these instructions with the same vector operands but with rotations that are 90 degrees apart.

Each complex number is represented in a vector register as an even/odd pair of elements with the real part in the even-numbered element and the imaginary part in the odd-numbered element.

It has encodings from 2 classes: 16-bit and 32-bit

16-bit

(FEAT_SVE2 || FEAT_SME)

31	30	29	28	27	26	25	24	23	22	21	20	19	18	17	16	15	14	13	12	11	10	9	8	7	6	5	4	3	2	1	0
0	1	0	0	0	1	0	0	1	0	1	i2		Zm			0	1	1	1	rot					Zn					Zda	
size																															

Encoding

SQRDCMLAH <Zda>.H, <Zn>.H, <Zm>.H[<imm>], <const>

Decode for this encoding

```

if !IsFeatureImplemented(FEAT_SVE2) && !IsFeatureImplemented(FEAT_SME) then
    EndOfDecode(Decode_UNDEF);
constant integer esize = 16;
constant integer index = UInt(i2);
constant integer n = UInt(Zn);
constant integer m = UInt(Zm);
constant integer da = UInt(Zda);
constant integer sel_a = UInt(rot<0>);
constant integer sel_b = UInt(NOT(rot<0>));
constant boolean sub_r = (rot<0> != rot<1>);
constant boolean sub_i = (rot<1> == '1');

```

32-bit

(FEAT_SVE2 || FEAT_SME)

31	30	29	28	27	26	25	24	23	22	21	20	19	18	17	16	15	14	13	12	11	10	9	8	7	6	5	4	3	2	1	0
0	1	0	0	0	1	0	0	1	1	1	i1	Zm			0	1	1	1	rot			Zn				Zda					
size																															

Encoding

```
SQRDCMLAH <Zda>.S, <Zn>.S, <Zm>.S[<imm>], <const>
```

Decode for this encoding

```
if !IsFeatureImplemented(FEAT_SVE2) && !IsFeatureImplemented(FEAT_SME) then
    EndOfDecode(Decode_UNDEF);
constant integer esize = 32;
constant integer index = UInt(i1);
constant integer n = UInt(Zn);
constant integer m = UInt(Zm);
constant integer da = UInt(Zda);
constant integer sel_a = UInt(rot<0>);
constant integer sel_b = UInt(NOT(rot<0>));
constant boolean sub_r = (rot<0> != rot<1>);
constant boolean sub_i = (rot<1> == '1');
```

Assembler Symbols

- <Zda> Is the name of the third source and destination scalable vector register, encoded in the "Zda" field.
- <Zn> Is the name of the first source scalable vector register, encoded in the "Zn" field.
- <Zm> For the "16-bit" variant: is the name of the second source scalable vector register Z0-Z7, encoded in the "Zm" field.
For the "32-bit" variant: is the name of the second source scalable vector register Z0-Z15, encoded in the "Zm" field.
- <imm> For the "16-bit" variant: is the element index, in the range 0 to 3, encoded in the "i2" field.
For the "32-bit" variant: is the element index, in the range 0 to 1, encoded in the "i1" field.
- <const> Is the const specifier, encoded in “rot”:

rot	<const>
00	#0
01	#90
10	#180
11	#270

Operation

```
CheckSVEEnabled();
constant integer VL = CurrentVL;
constant integer pairs = VL DIV (2 * esize);
constant integer pairspersegment = 128 DIV (2 * esize);
constant bits(VL) operand1 = Z[n, VL];
constant bits(VL) operand2 = Z[m, VL];
constant bits(VL) operand3 = Z[da, VL];
bits(VL) result;

integer res_r, res_i;
for p = 0 to pairs-1
    constant integer segmentbase = p - (p MOD pairspersegment);
    constant integer s = segmentbase + index;
    constant integer elt1_a = SInt(Elem[operand1, 2 * p + sel_a, esize]);
    constant integer elt2_a = SInt(Elem[operand2, 2 * s + sel_a, esize]);
    constant integer elt2_b = SInt(Elem[operand2, 2 * s + sel_b, esize]);
    constant bits(esize) elt3_r = Elem[operand3, 2 * p + 0, esize];
    constant bits(esize) elt3_i = Elem[operand3, 2 * p + 1, esize];
    constant integer product_r = elt1_a * elt2_a;
    constant integer product_i = elt1_a * elt2_b;
    if sub_r then
        res_r = (SInt(elt3_r) << esize) - 2 * product_r;
    else
        res_r = (SInt(elt3_r) << esize) + 2 * product_r;
    res_r = (res_r + (1 << (esize-1))) >> esize;
    Elem[result, 2 * p + 0, esize] = SignedSat(res_r, esize);
    if sub_i then
        res_i = (SInt(elt3_i) << esize) - 2 * product_i;
    else
        res_i = (SInt(elt3_i) << esize) + 2 * product_i;
    res_i = (res_i + (1 << (esize-1))) >> esize;
    Elem[result, 2 * p + 1, esize] = SignedSat(res_i, esize);

Z[da, VL] = result;
```

Operational information

This instruction might be immediately preceded in program order by a MOVPRFX instruction. The MOVPRFX must conform to all of the following requirements, otherwise the behavior of the MOVPRFX and this instruction is CONSTRAINED UNPREDICTABLE:

- The MOVPRFX must be unpredicated.
- The MOVPRFX must specify the same destination register as this instruction.
- The destination register must not refer to architectural register state referenced by any other source operand register of this instruction.

Internal version only: aarchmrs v2025-03_rel, pseudocode v2025-03_rel ; Build timestamp: 2025-03-21T17:41

Copyright © 2010-2025 Arm Limited or its affiliates. All rights reserved. This document is Non-Confidential.

SQRDCMLAH (vectors)

Saturating rounding doubling complex integer multiply-add high with rotate

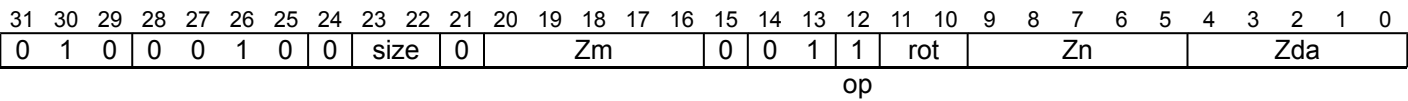
Multiply without saturation the duplicated real components for rotations 0 and 180, or imaginary components for rotations 90 and 270, of the integral numbers in the first source vector by the corresponding complex number in the second source vector rotated by 0, 90, 180 or 270 degrees in the direction from the positive real axis towards the positive imaginary axis, when considered in polar representation.

Then double and add the products to the corresponding components of the complex numbers in the addend vector. Destructively place the most significant rounded half of the results in the corresponding elements of the addend vector. Each result element is saturated to the N-bit element's signed integer range $-2^{(N-1)}$ to $(2^{(N-1)})-1$. This instruction is unpredicated.

These transformations permit the creation of a variety of multiply-add and multiply-subtract operations on complex numbers by combining two of these instructions with the same vector operands but with rotations that are 90 degrees apart.

Each complex number is represented in a vector register as an even/odd pair of elements with the real part in the even-numbered element and the imaginary part in the odd-numbered element.

SVE2
(FEAT_SVE2 || FEAT_SME)



Encoding

SQRDCMLAH <Zda>.<T>, <Zn>.<T>, <Zm>.<T>, <const>

Decode for this encoding

```
if !IsFeatureImplemented(FEAT_SVE2) && !IsFeatureImplemented(FEAT_SME) then
    EndOfDecode(Decode_UNDEF);
constant integer esize = 8 << UInt(size);
constant integer n = UInt(Zn);
constant integer m = UInt(Zm);
constant integer da = UInt(Zda);
constant integer sel_a = UInt(rot<0>);
constant integer sel_b = UInt(NOT(rot<0>));
constant boolean sub_r = (rot<0> != rot<1>);
constant boolean sub_i = (rot<1> == '1');
```

Assembler Symbols

<Zda> Is the name of the third source and destination scalable vector register, encoded in the "Zda" field.

<T> Is the size specifier, encoded in "size":

size	<T>
00	B
01	H
10	S
11	D

<Zn> Is the name of the first source scalable vector register, encoded in the "Zn" field.

<Zm> Is the name of the second source scalable vector register, encoded in the "Zm" field.

<const> Is the const specifier, encoded in "rot":

rot	<const>
00	#0
01	#90
10	#180
11	#270

Operation

```
CheckSVEEnabled();
constant integer VL = CurrentVL;
constant integer pairs = VL DIV (2 * esize);
constant bits(VL) operand1 = Z[n, VL];
constant bits(VL) operand2 = Z[m, VL];
constant bits(VL) operand3 = Z[da, VL];
bits(VL) result;

integer res_r, res_i;
for p = 0 to pairs-1
    constant integer elt1_a = SInt(Elem[operand1, 2 * p + sel_a, esize]);
    constant integer elt2_a = SInt(Elem[operand2, 2 * p + sel_a, esize]);
    constant integer elt2_b = SInt(Elem[operand2, 2 * p + sel_b, esize]);
    constant bits(esize) elt3_r = Elem[operand3, 2 * p + 0, esize];
    constant bits(esize) elt3_i = Elem[operand3, 2 * p + 1, esize];
    constant integer product_r = elt1_a * elt2_a;
    constant integer product_i = elt1_a * elt2_b;
    if sub_r then
        res_r = (SInt(elt3_r) << esize) - 2 * product_r;
    else
        res_r = (SInt(elt3_r) << esize) + 2 * product_r;
    res_r = (res_r + (1 << (esize-1))) >> esize;
    Elem[result, 2 * p + 0, esize] = SignedSat(res_r, esize);
    if sub_i then
        res_i = (SInt(elt3_i) << esize) - 2 * product_i;
    else
        res_i = (SInt(elt3_i) << esize) + 2 * product_i;
    res_i = (res_i + (1 << (esize-1))) >> esize;
    Elem[result, 2 * p + 1, esize] = SignedSat(res_i, esize);

Z[da, VL] = result;
```

Operational information

This instruction might be immediately preceded in program order by a MOVPRFX instruction. The MOVPRFX must conform to all of the following requirements, otherwise the behavior of the MOVPRFX and this instruction is CONSTRAINED UNPREDICTABLE:

- The MOVPRFX must be unpredicated.
- The MOVPRFX must specify the same destination register as this instruction.
- The destination register must not refer to architectural register state referenced by any other source operand register of this instruction.

Internal version only: aarchmrs v2025-03_rel, pseudocode v2025-03_rel ; Build timestamp: 2025-03-21T17:41

Copyright © 2010-2025 Arm Limited or its affiliates. All rights reserved. This document is Non-Confidential.

SQRDMLAH (indexed)

Signed saturating rounding doubling multiply-add high to accumulator (indexed)

Multiply then double all signed elements within each 128-bit segment of the first source vector and the specified signed element of the corresponding second source vector segment, and destructively add the rounded high half of each result to the corresponding elements of the addend and destination vector. Each destination element is saturated to the N-bit element's signed integer range $-2^{(N-1)}$ to $(2^{(N-1)})-1$.

The elements within the second source vector are specified using an immediate index which selects the same element position within each 128-bit vector segment. The index range is from 0 to one less than the number of elements per 128-bit segment.

It has encodings from 3 classes: [16-bit](#) , [32-bit](#) and [64-bit](#)

16-bit

(FEAT_SVE2 || FEAT_SME)

31	30	29	28	27	26	25	24	23	22	21	20	19	18	17	16	15	14	13	12	11	10	9	8	7	6	5	4	3	2	1	0	
0	1	0	0	0	1	0	0	0	i3h	1	i3l	Zm			0	0	0	1	0	0	Zn				Zda							
																					S											

Encoding

SQRDMLAH <Zda>.H, <Zn>.H, <Zm>.H[<imm>]

Decode for this encoding

```
if !IsFeatureImplemented(FEAT_SVE2) && !IsFeatureImplemented(FEAT_SME) then
    EndOfDecode(Decode_UNDEF);
constant integer esize = 16;
constant integer index = UInt(i3h:i3l);
constant integer n = UInt(Zn);
constant integer m = UInt(Zm);
constant integer da = UInt(Zda);
```

32-bit

(FEAT_SVE2 || FEAT_SME)

31	30	29	28	27	26	25	24	23	22	21	20	19	18	17	16	15	14	13	12	11	10	9	8	7	6	5	4	3	2	1	0
0	1	0	0	0	1	0	0	1	0	1	i2	Zm			0	0	0	1	0	0	Zn				Zda						
size											S																				

Encoding

SQRDMLAH <Zda>.S, <Zn>.S, <Zm>.S[<imm>]

Decode for this encoding

```
if !IsFeatureImplemented(FEAT_SVE2) && !IsFeatureImplemented(FEAT_SME) then
    EndOfDecode(Decode_UNDEF);
constant integer esize = 32;
constant integer index = UInt(i2);
constant integer n = UInt(Zn);
constant integer m = UInt(Zm);
constant integer da = UInt(Zda);
```

64-bit

(FEAT_SVE2 || FEAT_SME)

31	30	29	28	27	26	25	24	23	22	21	20	19	18	17	16	15	14	13	12	11	10	9	8	7	6	5	4	3	2	1	0					
0	1	0	0	0	1	0	0	1	1	1	i1	Zm			0	0	0	1	0	0	Zn			Zda												
size																					S															

Encoding

SQRDMLAH <Zda>.D, <Zn>.D, <Zm>.D[<imm>]

Decode for this encoding

```
if !IsFeatureImplemented(FEAT_SVE2) && !IsFeatureImplemented(FEAT_SME) then
    EndOfDecode(Decode_UNDEF);
constant integer esize = 64;
constant integer index = UInt(i1);
constant integer n = UInt(Zn);
constant integer m = UInt(Zm);
constant integer da = UInt(Zda);
```

Assembler Symbols

<Zda>	Is the name of the third source and destination scalable vector register, encoded in the "Zda" field.
<Zn>	Is the name of the first source scalable vector register, encoded in the "Zn" field.
<Zm>	For the "16-bit" and "32-bit" variants: is the name of the second source scalable vector register Z0-Z7, encoded in the "Zm" field. For the "64-bit" variant: is the name of the second source scalable vector register Z0-Z15, encoded in the "Zm" field.
<imm>	For the "16-bit" variant: is the element index, in the range 0 to 7, encoded in the "i3h:i3l" fields. For the "32-bit" variant: is the element index, in the range 0 to 3, encoded in the "i2" field. For the "64-bit" variant: is the element index, in the range 0 to 1, encoded in the "i1" field.

Operation

```
CheckSVEEnabled();
constant integer VL = CurrentVL;
constant integer elements = VL DIV esize;
constant integer eltsegment = 128 DIV esize;
constant bits(VL) operand1 = Z[n, VL];
constant bits(VL) operand2 = Z[m, VL];
constant bits(VL) operand3 = Z[da, VL];
bits(VL) result;

for e = 0 to elements-1
    constant integer segmentbase = e - (e MOD eltsegment);
    constant integer s = segmentbase + index;
    constant integer element1 = SInt(Elem[operand1, e, esize]);
    constant integer element2 = SInt(Elem[operand2, s, esize]);
    constant integer element3 = SInt(Elem[operand3, e, esize]);
    constant integer res = (element3 << esize) + (2 * element1 * element2);
    Elem[result, e, esize] = SignedSat((res + (1 << (esize - 1))) >> esize, esize);

Z[da, VL] = result;
```

Operational information

If PSTATE.DIT is 1:

- The execution time of this instruction is independent of:
 - The values of the data supplied in any of its registers.
 - The values of the NZCV flags.
- The response of this instruction to asynchronous exceptions does not vary based on:
 - The values of the data supplied in any of its registers.
 - The values of the NZCV flags.

This instruction might be immediately preceded in program order by a MOVPRFX instruction. The MOVPRFX must conform to all of the following requirements, otherwise the behavior of the MOVPRFX and this instruction is CONSTRAINED UNPREDICTABLE:

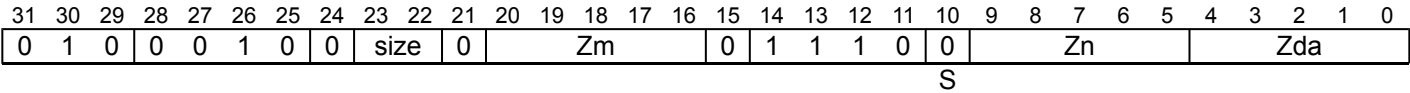
- The MOVPRFX must be unpredicated.
- The MOVPRFX must specify the same destination register as this instruction.
- The destination register must not refer to architectural register state referenced by any other source operand register of this instruction.

SQRDMLAH (vectors)

Signed saturating rounding doubling multiply-add high to accumulator (unpredicated)

Multiply then double the corresponding signed elements of the first and second source vectors, and destructively add the rounded high half of each result to the corresponding elements of the addend and destination vector. Each destination element is saturated to the N-bit element's signed integer range $-2^{(N-1)}$ to $(2^{(N-1)})-1$. This instruction is unpredicated.

SVE2
(FEAT_SVE2 || FEAT_SME)



Encoding

SQRDMLAH <Zda>.<T>, <Zn>.<T>, <Zm>.<T>

Decode for this encoding

```
if !IsFeatureImplemented(FEAT_SVE2) && !IsFeatureImplemented(FEAT_SME) then
    EndOfDecode(Decode_UNDEF);
constant integer esize = 8 << UInt(size);
constant integer n = UInt(Zn);
constant integer m = UInt(Zm);
constant integer da = UInt(Zda);
```

Assembler Symbols

<Zda> Is the name of the third source and destination scalable vector register, encoded in the "Zda" field.

<T> Is the size specifier, encoded in "size":

size	<T>
00	B
01	H
10	S
11	D

<Zn> Is the name of the first source scalable vector register, encoded in the "Zn" field.

<Zm> Is the name of the second source scalable vector register, encoded in the "Zm" field.

Operation

```
CheckSVEEnabled();
constant integer VL = CurrentVL;
constant integer elements = VL DIV esize;
constant bits(VL) operand1 = Z[n, VL];
constant bits(VL) operand2 = Z[m, VL];
constant bits(VL) operand3 = Z[da, VL];
bits(VL) result;

for e = 0 to elements-1
    constant integer element1 = SInt(Elem[operand1, e, esize]);
    constant integer element2 = SInt(Elem[operand2, e, esize]);
    constant integer element3 = SInt(Elem[operand3, e, esize]);
    constant integer res = (element3 << esize) + (2 * element1 * element2);
    Elem[result, e, esize] = SignedSat((res + (1 << (esize - 1))) >> esize, esize);
Z[da, VL] = result;
```

Operational information

If PSTATE.DIT is 1:

- The execution time of this instruction is independent of:
 - The values of the data supplied in any of its registers.
 - The values of the NZCV flags.
- The response of this instruction to asynchronous exceptions does not vary based on:
 - The values of the data supplied in any of its registers.
 - The values of the NZCV flags.

This instruction might be immediately preceded in program order by a `MOVPRFX` instruction. The `MOVPRFX` must conform to all of the following requirements, otherwise the behavior of the `MOVPRFX` and this instruction is **CONSTRAINED UNPREDICTABLE**:

- The `MOVPRFX` must be unpredicated.
- The `MOVPRFX` must specify the same destination register as this instruction.
- The destination register must not refer to architectural register state referenced by any other source operand register of this instruction.

Internal version only: aarchmrs v2025-03_rel, pseudocode v2025-03_rel ; Build timestamp: 2025-03-21T17:41

Copyright © 2010-2025 Arm Limited or its affiliates. All rights reserved. This document is Non-Confidential.

SQRDMLSH (indexed)

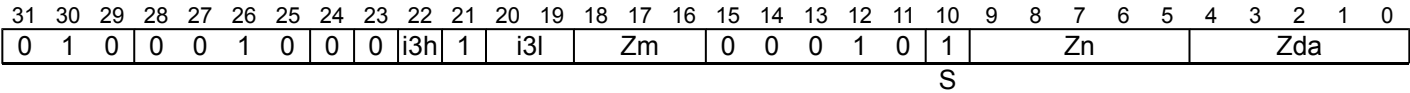
Signed saturating rounding doubling multiply-subtract high from accumulator (indexed)

Multiply then double all signed elements within each 128-bit segment of the first source vector and the specified signed element of the corresponding second source vector segment, and destructively subtract the rounded high half of each result to the corresponding elements of the addend and destination vector. Each destination element is saturated to the N-bit element's signed integer range $-2^{(N-1)}$ to $(2^{(N-1)})-1$.

The elements within the second source vector are specified using an immediate index which selects the same element position within each 128-bit vector segment. The index range is from 0 to one less than the number of elements per 128-bit segment.

It has encodings from 3 classes: [16-bit](#) , [32-bit](#) and [64-bit](#)

16-bit (FEAT_SVE2 || FEAT_SME)



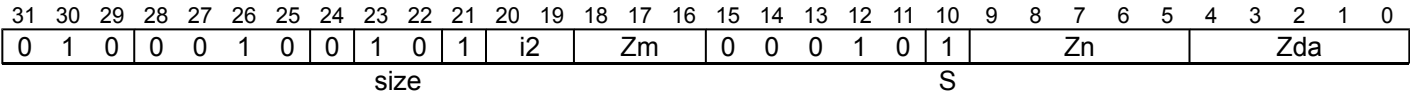
Encoding

SQRDMLSH <Zda>.H, <Zn>.H, <Zm>.H[<imm>]

Decode for this encoding

```
if !IsFeatureImplemented(FEAT_SVE2) && !IsFeatureImplemented(FEAT_SME) then
    EndOfDecode(Decode_UNDEF);
constant integer esize = 16;
constant integer index = UInt(i3h:i3l);
constant integer n = UInt(Zn);
constant integer m = UInt(Zm);
constant integer da = UInt(Zda);
```

32-bit (FEAT_SVE2 || FEAT_SME)



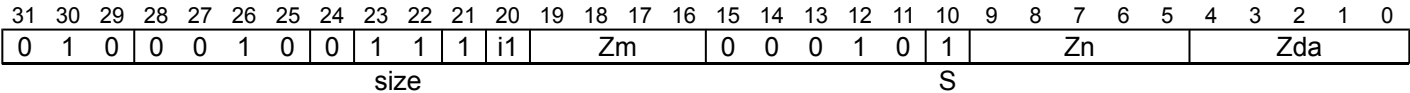
Encoding

SQRDMLSH <Zda>.S, <Zn>.S, <Zm>.S[<imm>]

Decode for this encoding

```
if !IsFeatureImplemented(FEAT_SVE2) && !IsFeatureImplemented(FEAT_SME) then
    EndOfDecode(Decode_UNDEF);
constant integer esize = 32;
constant integer index = UInt(i2);
constant integer n = UInt(Zn);
constant integer m = UInt(Zm);
constant integer da = UInt(Zda);
```

64-bit (FEAT_SVE2 || FEAT_SME)



Encoding

SQRDMLSH <Zda>.D, <Zn>.D, <Zm>.D[<imm>]

Decode for this encoding

```
if !IsFeatureImplemented(FEAT_SVE2) && !IsFeatureImplemented(FEAT_SME) then
    EndOfDecode(Decode_UNDEF);
constant integer esize = 64;
constant integer index = UInt(i1);
constant integer n = UInt(Zn);
constant integer m = UInt(Zm);
constant integer da = UInt(Zda);
```

Assembler Symbols

<Zda>	Is the name of the third source and destination scalable vector register, encoded in the "Zda" field.
<Zn>	Is the name of the first source scalable vector register, encoded in the "Zn" field.
<Zm>	For the "16-bit" and "32-bit" variants: is the name of the second source scalable vector register Z0-Z7, encoded in the "Zm" field. For the "64-bit" variant: is the name of the second source scalable vector register Z0-Z15, encoded in the "Zm" field.
<imm>	For the "16-bit" variant: is the element index, in the range 0 to 7, encoded in the "i3h:i3l" fields. For the "32-bit" variant: is the element index, in the range 0 to 3, encoded in the "i2" field. For the "64-bit" variant: is the element index, in the range 0 to 1, encoded in the "i1" field.

Operation

```
CheckSVEEnabled();
constant integer VL = CurrentVL;
constant integer elements = VL DIV esize;
constant integer eltsperssegment = 128 DIV esize;
constant bits(VL) operand1 = Z[n, VL];
constant bits(VL) operand2 = Z[m, VL];
constant bits(VL) operand3 = Z[da, VL];
bits(VL) result;

for e = 0 to elements-1
    constant integer segmentbase = e - (e MOD eltsperssegment);
    constant integer s = segmentbase + index;
    constant integer element1 = SInt(Elem[operand1, e, esize]);
    constant integer element2 = SInt(Elem[operand2, s, esize]);
    constant integer element3 = SInt(Elem[operand3, e, esize]);
    constant integer res = (element3 << esize) - (2 * element1 * element2);
    Elem[result, e, esize] = SignedSat((res + (1 << (esize - 1))) >> esize, esize);

Z[da, VL] = result;
```

Operational information

This instruction might be immediately preceded in program order by a MOVPRFX instruction. The MOVPRFX must conform to all of the following requirements, otherwise the behavior of the MOVPRFX and this instruction is CONSTRAINED UNPREDICTABLE:

- The MOVPRFX must be unpredicated.
- The MOVPRFX must specify the same destination register as this instruction.
- The destination register must not refer to architectural register state referenced by any other source operand register of this instruction.

Internal version only: aarchmrs v2025-03_rel, pseudocode v2025-03_rel ; Build timestamp: 2025-03-21T17:41

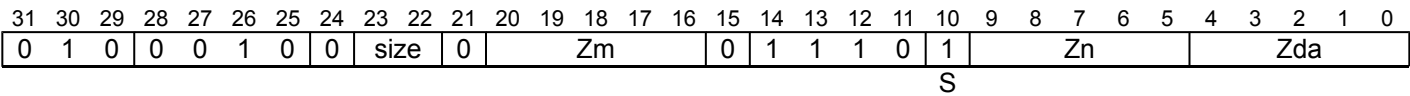
Copyright © 2010-2025 Arm Limited or its affiliates. All rights reserved. This document is Non-Confidential.

SQRDMLSH (vectors)

Signed saturating rounding doubling multiply-subtract high from accumulator (unpredicated)

Multiply then double the corresponding signed elements of the first and second source vectors, and destructively subtract the rounded high half of each result from the corresponding elements of the addend and destination vector. Each destination element is saturated to the N-bit element's signed integer range $-2^{(N-1)}$ to $(2^{(N-1)})-1$. This instruction is unpredicated.

SVE2
(FEAT_SVE2 || FEAT_SME)



Encoding

SQRDMLSH <Zda>.<T>, <Zn>.<T>, <Zm>.<T>

Decode for this encoding

```
if !IsFeatureImplemented(FEAT_SVE2) && !IsFeatureImplemented(FEAT_SME) then
    EndOfDecode(Decode_UNDEF);
constant integer esize = 8 << UInt(size);
constant integer n = UInt(Zn);
constant integer m = UInt(Zm);
constant integer da = UInt(Zda);
```

Assembler Symbols

<Zda> Is the name of the third source and destination scalable vector register, encoded in the "Zda" field.

<T> Is the size specifier, encoded in "size":

size	<T>
00	B
01	H
10	S
11	D

<Zn> Is the name of the first source scalable vector register, encoded in the "Zn" field.

<Zm> Is the name of the second source scalable vector register, encoded in the "Zm" field.

Operation

```
CheckSVEEnabled();
constant integer VL = CurrentVL;
constant integer elements = VL DIV esize;
constant bits(VL) operand1 = Z[n, VL];
constant bits(VL) operand2 = Z[m, VL];
constant bits(VL) operand3 = Z[da, VL];
bits(VL) result;

for e = 0 to elements-1
    constant integer element1 = SInt(Elem[operand1, e, esize]);
    constant integer element2 = SInt(Elem[operand2, e, esize]);
    constant integer element3 = SInt(Elem[operand3, e, esize]);
    constant integer res = (element3 << esize) - (2 * element1 * element2);
    Elem[result, e, esize] = SignedSat((res + (1 << (esize - 1))) >> esize, esize);
Z[da, VL] = result;
```

Operational information

This instruction might be immediately preceded in program order by a `MOVPRFX` instruction. The `MOVPRFX` must conform to all of the following requirements, otherwise the behavior of the `MOVPRFX` and this instruction is **CONSTRAINED UNPREDICTABLE**:

- The `MOVPRFX` must be unpredicated.
- The `MOVPRFX` must specify the same destination register as this instruction.
- The destination register must not refer to architectural register state referenced by any other source operand register of this instruction.

Internal version only: aarchmrs v2025-03_rel, pseudocode v2025-03_rel ; Build timestamp: 2025-03-21T17:41

Copyright © 2010-2025 Arm Limited or its affiliates. All rights reserved. This document is Non-Confidential.

SQRDMULH (indexed)

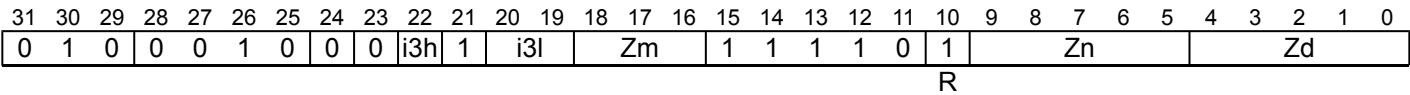
Signed saturating rounding doubling multiply high (indexed)

Multiply all signed elements within each 128-bit segment of the first source vector by the specified signed element in the corresponding second source vector segment, double and place the most significant rounded half of the result in the corresponding elements of the destination vector register. Each result element is saturated to the N-bit element's signed integer range $-2^{(N-1)}$ to $(2^{(N-1)})-1$.

The elements within the second source vector are specified using an immediate index which selects the same element position within each 128-bit vector segment. The index range is from 0 to one less than the number of elements per 128-bit segment.

It has encodings from 3 classes: 16-bit , 32-bit and 64-bit

16-bit
(FEAT_SVE2 || FEAT_SME)



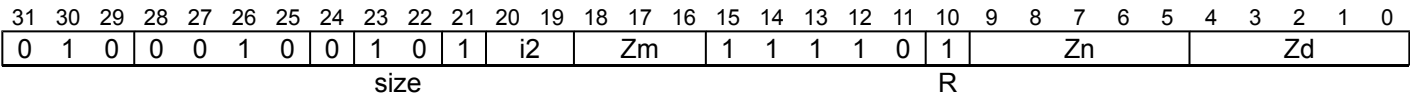
Encoding

SQRDMULH <Zd>.H, <Zn>.H, <Zm>.H[<imm>]

Decode for this encoding

```
if !IsFeatureImplemented(FEAT_SVE2) && !IsFeatureImplemented(FEAT_SME) then
    EndOfDecode(Decode_UNDEF);
constant integer esize = 16;
constant integer index = UInt(i3h:i3l);
constant integer n = UInt(Zn);
constant integer m = UInt(Zm);
constant integer d = UInt(Zd);
```

32-bit
(FEAT_SVE2 || FEAT_SME)



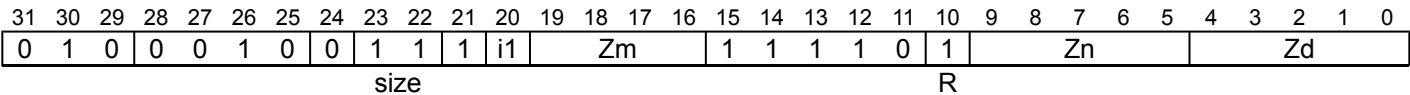
Encoding

SQRDMULH <Zd>.S, <Zn>.S, <Zm>.S[<imm>]

Decode for this encoding

```
if !IsFeatureImplemented(FEAT_SVE2) && !IsFeatureImplemented(FEAT_SME) then
    EndOfDecode(Decode_UNDEF);
constant integer esize = 32;
constant integer index = UInt(i2);
constant integer n = UInt(Zn);
constant integer m = UInt(Zm);
constant integer d = UInt(Zd);
```

64-bit
(FEAT_SVE2 || FEAT_SME)



Encoding

SQRDMULH <Zd>.D, <Zn>.D, <Zm>.D[<imm>]

Decode for this encoding

```
if !IsFeatureImplemented(FEAT_SVE2) && !IsFeatureImplemented(FEAT_SME) then
    EndOfDecode(Decode_UNDEF);
constant integer esize = 64;
constant integer index = UInt(i1);
constant integer n = UInt(Zn);
constant integer m = UInt(Zm);
constant integer d = UInt(Zd);
```

Assembler Symbols

<Zd>	Is the name of the destination scalable vector register, encoded in the "Zd" field.
<Zn>	Is the name of the first source scalable vector register, encoded in the "Zn" field.
<Zm>	For the "16-bit" and "32-bit" variants: is the name of the second source scalable vector register Z0-Z7, encoded in the "Zm" field. For the "64-bit" variant: is the name of the second source scalable vector register Z0-Z15, encoded in the "Zm" field.
<imm>	For the "16-bit" variant: is the element index, in the range 0 to 7, encoded in the "i3h:i3l" fields. For the "32-bit" variant: is the element index, in the range 0 to 3, encoded in the "i2" field. For the "64-bit" variant: is the element index, in the range 0 to 1, encoded in the "i1" field.

Operation

```
CheckSVEEnabled();
constant integer VL = CurrentVL;
constant integer elements = VL DIV esize;
constant integer eltsperssegment = 128 DIV esize;
constant bits(VL) operand1 = Z[n, VL];
constant bits(VL) operand2 = Z[m, VL];
bits(VL) result;

for e = 0 to elements-1
    constant integer segmentbase = e - (e MOD eltsperssegment);
    constant integer s = segmentbase + index;
    constant integer element1 = SInt(Elem[operand1, e, esize]);
    constant integer element2 = SInt(Elem[operand2, s, esize]);
    constant integer res = 2 * element1 * element2;
    Elem[result, e, esize] = SignedSat((res + (1 << (esize - 1))) >> esize, esize);

Z[d, VL] = result;
```

Operational information

If PSTATE.DIT is 1:

- The execution time of this instruction is independent of:
 - The values of the data supplied in any of its registers.
 - The values of the NZCV flags.
- The response of this instruction to asynchronous exceptions does not vary based on:
 - The values of the data supplied in any of its registers.
 - The values of the NZCV flags.

Internal version only: aarchmrs v2025-03_rel, pseudocode v2025-03_rel ; Build timestamp: 2025-03-21T17:41

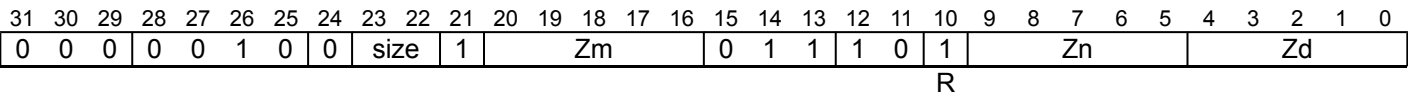
Copyright © 2010-2025 Arm Limited or its affiliates. All rights reserved. This document is Non-Confidential.

SQRDMULH (vectors)

Signed saturating rounding doubling multiply high (unpredicated)

Multiply then double the corresponding signed elements of the first and second source vectors, and place the most significant rounded half of the result in the corresponding elements of the destination vector. Each result element is saturated to the N-bit element's signed integer range $-2^{(N-1)}$ to $(2^{(N-1)})-1$. This instruction is unpredicated.

SVE2
(FEAT_SVE2 || FEAT_SME)



Encoding

SQRDMULH <Zd>.<T>, <Zn>.<T>, <Zm>.<T>

Decode for this encoding

```
if !IsFeatureImplemented(FEAT_SVE2) && !IsFeatureImplemented(FEAT_SME) then
    EndOfDecode(Decode_UNDEF);
constant integer esize = 8 << UInt(size);
constant integer n = UInt(Zn);
constant integer m = UInt(Zm);
constant integer d = UInt(Zd);
```

Assembler Symbols

<Zd> Is the name of the destination scalable vector register, encoded in the "Zd" field.

<T> Is the size specifier, encoded in "size":

size	<T>
00	B
01	H
10	S
11	D

<Zn> Is the name of the first source scalable vector register, encoded in the "Zn" field.

<Zm> Is the name of the second source scalable vector register, encoded in the "Zm" field.

Operation

```
CheckSVEEnabled();
constant integer VL = CurrentVL;
constant integer elements = VL DIV esize;
constant bits(VL) operand1 = Z[n, VL];
constant bits(VL) operand2 = Z[m, VL];
bits(VL) result;

for e = 0 to elements-1
    constant integer element1 = SInt(Elem[operand1, e, esize]);
    constant integer element2 = SInt(Elem[operand2, e, esize]);
    constant integer res = 2 * element1 * element2;
    Elem[result, e, esize] = SignedSat((res + (1 << (esize - 1))) >> esize, esize);

Z[d, VL] = result;
```

Operational information

If PSTATE.DIT is 1:

- The execution time of this instruction is independent of:
 - The values of the data supplied in any of its registers.
 - The values of the NZCV flags.
- The response of this instruction to asynchronous exceptions does not vary based on:
 - The values of the data supplied in any of its registers.
 - The values of the NZCV flags.

Internal version only: aarchmrs v2025-03_rel, pseudocode v2025-03_rel ; Build timestamp: 2025-03-21T17:41

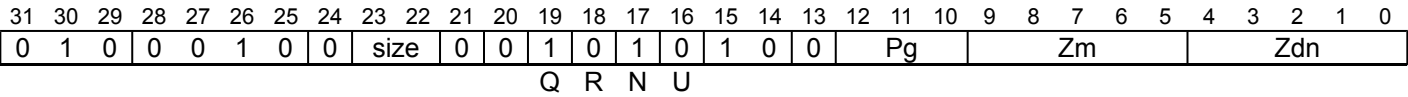
Copyright © 2010-2025 Arm Limited or its affiliates. All rights reserved. This document is Non-Confidential.

SQRSHL

Signed saturating rounding shift left by vector (predicated)

Shift active signed elements of the first source vector by corresponding elements of the second source vector and destructively place the rounded results in the corresponding elements of the first source vector. A positive shift amount performs a left shift, otherwise a right shift by the negated shift amount is performed. Each result element is saturated to the N-bit element's signed integer range $-2^{(N-1)}$ to $(2^{(N-1)})-1$. Inactive elements in the destination vector register remain unmodified.

SVE2
(FEAT_SVE2 || FEAT_SME)



Encoding

SQRSHL <Zdn>.<T>, <Pg>/M, <Zdn>.<T>, <Zm>.<T>

Decode for this encoding

```
if !IsFeatureImplemented(FEAT_SVE2) && !IsFeatureImplemented(FEAT_SME) then
    EndOfDecode(Decode_UNDEF);
constant integer esize = 8 << UInt(size);
constant integer g = UInt(Pg);
constant integer m = UInt(Zm);
constant integer dn = UInt(Zdn);
```

Assembler Symbols

<Zdn> Is the name of the first source and destination scalable vector register, encoded in the "Zdn" field.

<T> Is the size specifier, encoded in "size":

size	<T>
00	B
01	H
10	S
11	D

<Pg> Is the name of the governing scalable predicate register P0-P7, encoded in the "Pg" field.

<Zm> Is the name of the second source scalable vector register, encoded in the "Zm" field.

Operation

```
CheckSVEEnabled();
constant integer VL = CurrentVL;
constant integer PL = VL DIV 8;
constant integer elements = VL DIV esize;
constant bits(PL) mask = P[g, PL];
constant bits(VL) operand1 = Z[dn, VL];
constant bits(VL) operand2 = if AnyActiveElement(mask, esize) then Z[m, VL] else Zeros(VL);
bits(VL) result;

for e = 0 to elements-1
    if ActivePredicateElement(mask, e, esize) then
        constant integer element = SInt(Elem[operand1, e, esize]);
        integer shift = ShiftSat(SInt(Elem[operand2, e, esize]), esize);
        integer res;
        if shift >= 0 then
            res = element << shift;
        else
            shift = -shift;
            res = (element + (1 << (shift - 1))) >> shift;
        Elem[result, e, esize] = SignedSat(res, esize);
    else
        Elem[result, e, esize] = Elem[operand1, e, esize];

Z[dn, VL] = result;
```

Operational information

This instruction might be immediately preceded in program order by a MOVPRFX instruction. The MOVPRFX must conform to all of the following requirements, otherwise the behavior of the MOVPRFX and this instruction is CONSTRAINED UNPREDICTABLE:

- The MOVPRFX can be predicated or unpredicated.
- A predicated MOVPRFX must use the same governing predicate register as this instruction.
- A predicated MOVPRFX must use the larger of the destination element size and first source element size in the preferred disassembly of this instruction.
- The MOVPRFX must specify the same destination register as this instruction.
- The destination register must not refer to architectural register state referenced by any other source operand register of this instruction.

Internal version only: aarchmrs v2025-03_rel, pseudocode v2025-03_rel ; Build timestamp: 2025-03-21T17:41

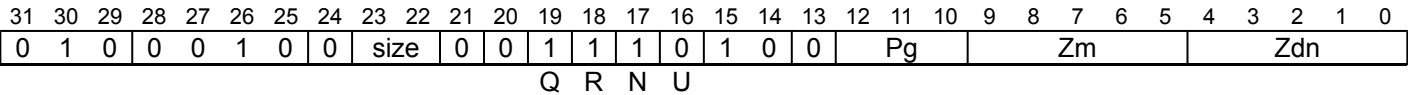
Copyright © 2010-2025 Arm Limited or its affiliates. All rights reserved. This document is Non-Confidential.

SQRSHLR

Signed saturating rounding shift left reversed vectors (predicated)

Shift active signed elements of the second source vector by corresponding elements of the first source vector and destructively place the rounded results in the corresponding elements of the first source vector. A positive shift amount performs a left shift, otherwise a right shift by the negated shift amount is performed. Each result element is saturated to the N-bit element's signed integer range $-2^{(N-1)}$ to $(2^{(N-1)})-1$. Inactive elements in the destination vector register remain unmodified.

SVE2
(FEAT_SVE2 || FEAT_SME)



Encoding

SQRSHLR <Zdn>.<T>, <Pg>/M, <Zdn>.<T>, <Zm>.<T>

Decode for this encoding

```
if !IsFeatureImplemented(FEAT_SVE2) && !IsFeatureImplemented(FEAT_SME) then
    EndOfDecode(Decode_UNDEF);
constant integer esize = 8 << UInt(size);
constant integer g = UInt(Pg);
constant integer m = UInt(Zm);
constant integer dn = UInt(Zdn);
```

Assembler Symbols

<Zdn> Is the name of the first source and destination scalable vector register, encoded in the "Zdn" field.

<T> Is the size specifier, encoded in "size":

size	<T>
00	B
01	H
10	S
11	D

<Pg> Is the name of the governing scalable predicate register P0-P7, encoded in the "Pg" field.

<Zm> Is the name of the second source scalable vector register, encoded in the "Zm" field.

Operation

```
CheckSVEEnabled();
constant integer VL = CurrentVL;
constant integer PL = VL DIV 8;
constant integer elements = VL DIV esize;
constant bits(PL) mask = P[g, PL];
constant bits(VL) operand1 = if AnyActiveElement(mask, esize) then Z[m, VL] else Zeros(VL);
constant bits(VL) operand2 = Z[dn, VL];
bits(VL) result;

for e = 0 to elements-1
    if ActivePredicateElement(mask, e, esize) then
        constant integer element = SInt(Elem[operand1, e, esize]);
        integer shift = ShiftSat(SInt(Elem[operand2, e, esize]), esize);
        integer res;
        if shift >= 0 then
            res = element << shift;
        else
            shift = -shift;
            res = (element + (1 << (shift - 1))) >> shift;
        Elem[result, e, esize] = SignedSat(res, esize);
    else
        Elem[result, e, esize] = Elem[operand2, e, esize];

Z[dn, VL] = result;
```

Operational information

This instruction might be immediately preceded in program order by a MOVPRFX instruction. The MOVPRFX must conform to all of the following requirements, otherwise the behavior of the MOVPRFX and this instruction is CONSTRAINED UNPREDICTABLE:

- The MOVPRFX can be predicated or unpredicated.
- A predicated MOVPRFX must use the same governing predicate register as this instruction.
- A predicated MOVPRFX must use the larger of the destination element size and first source element size in the preferred disassembly of this instruction.
- The MOVPRFX must specify the same destination register as this instruction.
- The destination register must not refer to architectural register state referenced by any other source operand register of this instruction.

Internal version only: aarchmrs v2025-03_rel, pseudocode v2025-03_rel ; Build timestamp: 2025-03-21T17:41

Copyright © 2010-2025 Arm Limited or its affiliates. All rights reserved. This document is Non-Confidential.

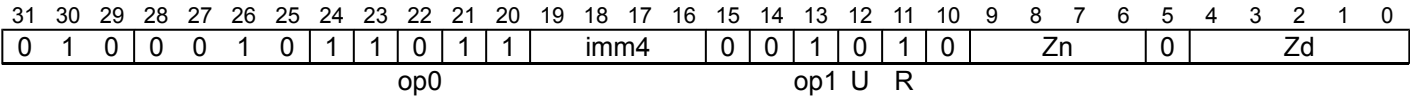
SQRSHRN

Signed saturating rounding shift right narrow by immediate and interleave

This instruction shifts right by an immediate value the signed integer value in each element of the two source vectors, and places the two-way interleaved rounded results in the half-width destination elements. Each result element is saturated to the half-width N-bit element's signed integer range $-2^{(N-1)}$ to $(2^{(N-1)})-1$. The immediate shift amount is an unsigned value in the range 1 to 16.

This instruction is unpredicated.

16-bit
(FEAT_SME2 || FEAT_SVE2p1)



Encoding

SQRSHRN <Zd>.H, { <Zn1>.S-<Zn2>.S }, #<const>

Decode for this encoding

```
if !IsFeatureImplemented(FEAT_SME2) && !IsFeatureImplemented(FEAT_SVE2p1) then
    EndOfDecode(Decode_UNDEF);
constant integer esize = 16;
constant integer n = UInt(Zn:'0');
constant integer d = UInt(Zd);
constant integer shift = esize - UInt(imm4);
```

Assembler Symbols

- <Zd> Is the name of the destination scalable vector register, encoded in the "Zd" field.
- <Zn1> Is the name of the first scalable vector register of the source multi-vector group, encoded as "Zn" times 2.
- <Zn2> Is the name of the second scalable vector register of the source multi-vector group, encoded as "Zn" times 2 plus 1.
- <const> Is the immediate shift amount, in the range 1 to 16, encoded in the "imm4" field.

Operation

```
CheckSVEEnabled();
constant integer VL = CurrentVL;
constant integer elements = VL DIV (2 * esize);
bits(VL) result;

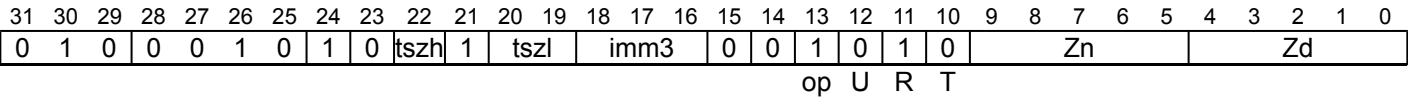
for e = 0 to elements-1
    for i = 0 to 1
        constant bits(VL) operand = Z[n+i, VL];
        constant bits(2 * esize) element = Elem[operand, e, 2 * esize];
        constant integer res = (SInt(element) + (1 << (shift-1))) >> shift;
        Elem[result, 2*e + i, esize] = SignedSat(res, esize);
Z[d, VL] = result;
```

SQRSHRNB

Signed saturating rounding shift right narrow by immediate (bottom)

Shift each signed integer value in the source vector elements right by an immediate value, and place the rounded results in the even-numbered half-width destination elements, while setting the odd-numbered elements to zero. Each result element is saturated to the half-width N-bit element's signed integer range $-2^{(N-1)}$ to $(2^{(N-1)})-1$. The immediate shift amount is an unsigned value in the range 1 to number of bits per element. This instruction is unpredicated.

SVE2
(FEAT_SVE2 || FEAT_SME)



Encoding

SQRSHRNB <Zd>.<T>, <Zn>.<Tb>, #<const>

Decode for this encoding

```
if !IsFeatureImplemented(FEAT_SVE2) && !IsFeatureImplemented(FEAT_SME) then
    EndOfDecode(Decode_UNDEF);
constant bits(3) tsize = tszh:tszl;
if tsize == '000' then EndOfDecode(Decode_UNDEF);
constant integer esize = 8 << HighestSetBit(tsize);
constant integer n = UInt(Zn);
constant integer d = UInt(Zd);
constant integer shift = (2 * esize) - UInt(tsize:imm3);
```

Assembler Symbols

<Zd> Is the name of the destination scalable vector register, encoded in the "Zd" field.

<T> Is the size specifier, encoded in “tszh:tszl”:

tszh	tszl	<T>
0	00	RESERVED
0	01	B
0	1x	H
1	xx	S

<Zn> Is the name of the source scalable vector register, encoded in the "Zn" field.

<Tb> Is the size specifier, encoded in “tszh:tszl”:

tszh	tszl	<Tb>
0	00	RESERVED
0	01	H
0	1x	S
1	xx	D

<const> Is the immediate shift amount, in the range 1 to number of bits per element, encoded in "tszh:tszl:imm3".

Operation

```
CheckSVEEnabled();  
constant integer VL = CurrentVL;  
constant integer elements = VL DIV (2 * esize);  
constant bits(VL) operand = Z[n, VL];  
bits(VL) result;  
for e = 0 to elements-1  
    constant bits(2*esize) element = Elem[operand, e, 2*esize];  
    constant integer res = (SInt(element) + (1 << (shift-1))) >> shift;  
    Elem[result, 2*e + 0, esize] = SignedSat(res, esize);  
    Elem[result, 2*e + 1, esize] = Zeros(esize);  
  
Z[d, VL] = result;
```

Internal version only: aarchmrs v2025-03_rel, pseudocode v2025-03_rel ; Build timestamp: 2025-03-21T17:41

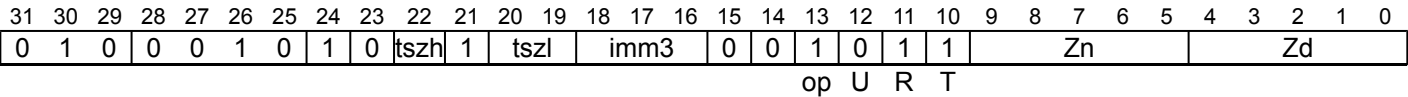
Copyright © 2010-2025 Arm Limited or its affiliates. All rights reserved. This document is Non-Confidential.

SQRSHRNT

Signed saturating rounding shift right narrow by immediate (top)

Shift each signed integer value in the source vector elements right by an immediate value, and place the rounded results in the odd-numbered half-width destination elements, leaving the even-numbered elements unchanged. Each result element is saturated to the half-width N-bit element's signed integer range $-2^{(N-1)}$ to $(2^{(N-1)})-1$. The immediate shift amount is an unsigned value in the range 1 to number of bits per element. This instruction is unpredicated.

SVE2
(FEAT_SVE2 || FEAT_SME)



Encoding

SQRSHRNT <Zd>.<T>, <Zn>.<Tb>, #<const>

Decode for this encoding

```
if !IsFeatureImplemented(FEAT_SVE2) && !IsFeatureImplemented(FEAT_SME) then
    EndOfDecode(Decode_UNDEF);
constant bits(3) tsize = tsh:tsl;
if tsize == '000' then EndOfDecode(Decode_UNDEF);
constant integer esize = 8 << HighestSetBit(tsize);
constant integer n = UInt(Zn);
constant integer d = UInt(Zd);
constant integer shift = (2 * esize) - UInt(tsize:imm3);
```

Assembler Symbols

<Zd> Is the name of the destination scalable vector register, encoded in the "Zd" field.

<T> Is the size specifier, encoded in "tsh:tsl":

tsh	tsl	<T>
0	00	RESERVED
0	01	B
0	1x	H
1	xx	S

<Zn> Is the name of the source scalable vector register, encoded in the "Zn" field.

<Tb> Is the size specifier, encoded in "tsh:tsl":

tsh	tsl	<Tb>
0	00	RESERVED
0	01	H
0	1x	S
1	xx	D

<const> Is the immediate shift amount, in the range 1 to number of bits per element, encoded in "tsh:tsl:imm3".

Operation

```
CheckSVEEnabled();  
constant integer VL = CurrentVL;  
constant integer elements = VL DIV (2 * esize);  
constant bits(VL) operand = Z[n, VL];  
bits(VL) result = Z[d, VL];  
for e = 0 to elements-1  
    constant bits(2*esize) element = Elem[operand, e, 2*esize];  
    constant integer res = (SInt(element) + (1 << (shift-1))) >> shift;  
    Elem[result, 2*e + 1, esize] = SignedSat(res, esize);  
  
Z[d, VL] = result;
```

Internal version only: aarchmrs v2025-03_rel, pseudocode v2025-03_rel ; Build timestamp: 2025-03-21T17:41

Copyright © 2010-2025 Arm Limited or its affiliates. All rights reserved. This document is Non-Confidential.

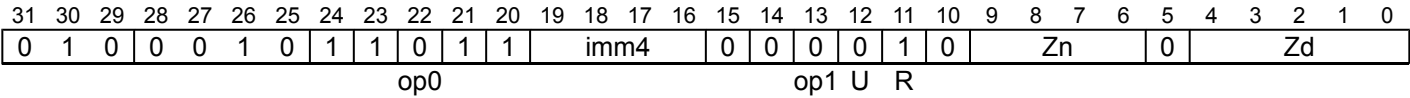
SQRSHRUN

Signed saturating rounding shift right unsigned narrow by immediate and interleave

This instruction shifts right by an immediate value the signed integer value in each element of the two source vectors, and places the two-way interleaved rounded results in the half-width destination elements. Each result element is saturated to the half-width N-bit element's unsigned integer range 0 to (2^N)-1. The immediate shift amount is an unsigned value in the range 1 to 16.

This instruction is unpredicated.

16-bit
(FEAT_SME2 || FEAT_SVE2p1)



Encoding

SQRSHRUN <Zd>.H, { <Zn1>.S-<Zn2>.S }, #<const>

Decode for this encoding

```
if !IsFeatureImplemented(FEAT_SME2) && !IsFeatureImplemented(FEAT_SVE2p1) then
    EndOfDecode(Decode_UNDEF);
constant integer esize = 16;
constant integer n = UInt(Zn:'0');
constant integer d = UInt(Zd);
constant integer shift = esize - UInt(imm4);
```

Assembler Symbols

- <Zd> Is the name of the destination scalable vector register, encoded in the "Zd" field.
- <Zn1> Is the name of the first scalable vector register of the source multi-vector group, encoded as "Zn" times 2.
- <Zn2> Is the name of the second scalable vector register of the source multi-vector group, encoded as "Zn" times 2 plus 1.
- <const> Is the immediate shift amount, in the range 1 to 16, encoded in the "imm4" field.

Operation

```
CheckSVEEnabled();
constant integer VL = CurrentVL;
constant integer elements = VL DIV (2 * esize);
bits(VL) result;

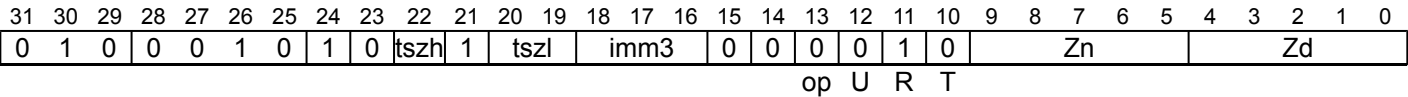
for e = 0 to elements-1
    for i = 0 to 1
        constant bits(VL) operand = Z[n+i, VL];
        constant bits(2 * esize) element = Elem[operand, e, 2 * esize];
        constant integer res = (SInt(element) + (1 << (shift-1))) >> shift;
        Elem[result, 2*e + i, esize] = UnsignedSat(res, esize);
Z[d, VL] = result;
```

SQRSHRUNB

Signed saturating rounding shift right unsigned narrow by immediate (bottom)

Shift each signed integer value in the source vector elements right by an immediate value, and place the rounded results in the even-numbered half-width destination elements, while setting the odd-numbered elements to zero. Each result element is saturated to the half-width N-bit element's unsigned integer range 0 to (2^N)-1. The immediate shift amount is an unsigned value in the range 1 to number of bits per element. This instruction is unpredicated.

SVE2
(FEAT_SVE2 || FEAT_SME)



Encoding

SQRSHRUNB <Zd>.<T>, <Zn>.<Tb>, #<const>

Decode for this encoding

```
if !IsFeatureImplemented(FEAT_SVE2) && !IsFeatureImplemented(FEAT_SME) then
    EndOfDecode(Decode_UNDEF);
constant bits(3) tsize = tszh:tszl;
if tsize == '000' then EndOfDecode(Decode_UNDEF);
constant integer esize = 8 << HighestSetBit(tsize);
constant integer n = UInt(Zn);
constant integer d = UInt(Zd);
constant integer shift = (2 * esize) - UInt(tsize:imm3);
```

Assembler Symbols

<Zd> Is the name of the destination scalable vector register, encoded in the "Zd" field.

<T> Is the size specifier, encoded in “tszh:tszl”:

tszh	tszl	<T>
0	00	RESERVED
0	01	B
0	1x	H
1	xx	S

<Zn> Is the name of the source scalable vector register, encoded in the "Zn" field.

<Tb> Is the size specifier, encoded in “tszh:tszl”:

tszh	tszl	<Tb>
0	00	RESERVED
0	01	H
0	1x	S
1	xx	D

<const> Is the immediate shift amount, in the range 1 to number of bits per element, encoded in "tszh:tszl:imm3".

Operation

```
CheckSVEEnabled();  
constant integer VL = CurrentVL;  
constant integer elements = VL DIV (2 * esize);  
constant bits(VL) operand = Z[n, VL];  
bits(VL) result;  
for e = 0 to elements-1  
    constant bits(2*esize) element = Elem[operand, e, 2*esize];  
    constant integer res = (SInt(element) + (1 << (shift-1))) >> shift;  
    Elem[result, 2*e + 0, esize] = UnsignedSat(res, esize);  
    Elem[result, 2*e + 1, esize] = Zeros(esize);  
  
Z[d, VL] = result;
```

Internal version only: aarchmrs v2025-03_rel, pseudocode v2025-03_rel ; Build timestamp: 2025-03-21T17:41

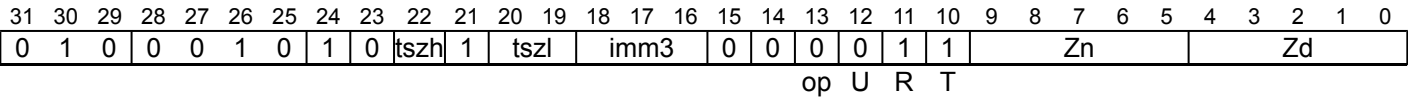
Copyright © 2010-2025 Arm Limited or its affiliates. All rights reserved. This document is Non-Confidential.

SQRSHRUNT

Signed saturating rounding shift right unsigned narrow by immediate (top)

Shift each signed integer value in the source vector elements right by an immediate value, and place the rounded results in the odd-numbered half-width destination elements, leaving the even-numbered elements unchanged. Each result element is saturated to the half-width N-bit element's unsigned integer range 0 to (2^N)-1. The immediate shift amount is an unsigned value in the range 1 to number of bits per element. This instruction is unpredicated.

SVE2
(FEAT_SVE2 || FEAT_SME)



Encoding

SQRSHRUNT <Zd>.<T>, <Zn>.<Tb>, #<const>

Decode for this encoding

```
if !IsFeatureImplemented(FEAT_SVE2) && !IsFeatureImplemented(FEAT_SME) then
    EndOfDecode(Decode_UNDEF);
constant bits(3) tsize = tszh:tszl;
if tsize == '000' then EndOfDecode(Decode_UNDEF);
constant integer esize = 8 << HighestSetBit(tsize);
constant integer n = UInt(Zn);
constant integer d = UInt(Zd);
constant integer shift = (2 * esize) - UInt(tsize:imm3);
```

Assembler Symbols

<Zd> Is the name of the destination scalable vector register, encoded in the "Zd" field.

<T> Is the size specifier, encoded in “tszh:tszl”:

tszh	tszl	<T>
0	00	RESERVED
0	01	B
0	1x	H
1	xx	S

<Zn> Is the name of the source scalable vector register, encoded in the "Zn" field.

<Tb> Is the size specifier, encoded in “tszh:tszl”:

tszh	tszl	<Tb>
0	00	RESERVED
0	01	H
0	1x	S
1	xx	D

<const> Is the immediate shift amount, in the range 1 to number of bits per element, encoded in "tszh:tszl:imm3".

Operation

```
CheckSVEEnabled();  
constant integer VL = CurrentVL;  
constant integer elements = VL DIV (2 * esize);  
constant bits(VL) operand = Z[n, VL];  
bits(VL) result = Z[d, VL];  
for e = 0 to elements-1  
    constant bits(2*esize) element = Elem[operand, e, 2*esize];  
    constant integer res = (SInt(element) + (1 << (shift-1))) >> shift;  
    Elem[result, 2*e + 1, esize] = UnsignedSat(res, esize);  
  
Z[d, VL] = result;
```

Internal version only: aarchmrs v2025-03_rel, pseudocode v2025-03_rel ; Build timestamp: 2025-03-21T17:41

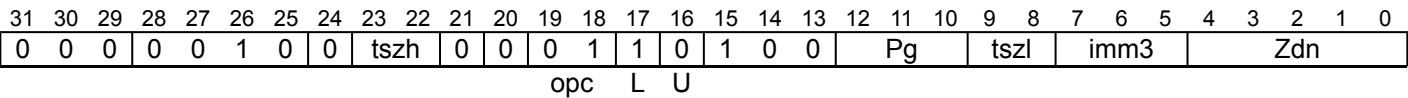
Copyright © 2010-2025 Arm Limited or its affiliates. All rights reserved. This document is Non-Confidential.

SQSHL (immediate)

Signed saturating shift left by immediate

Shift left by immediate each active signed element of the source vector, and destructively place the results in the corresponding elements of the source vector. Each result element is saturated to the N-bit element's signed integer range $-2^{(N-1)}$ to $(2^{(N-1)})-1$. The immediate shift amount is an unsigned value in the range 0 to number of bits per element minus 1. Inactive elements in the destination vector register remain unmodified.

SVE2
(FEAT_SVE2 || FEAT_SME)



Encoding

SQSHL <Zdn>.<T>, <Pg>/M, <Zdn>.<T>, #<const>

Decode for this encoding

```
if !IsFeatureImplemented(FEAT_SVE2) && !IsFeatureImplemented(FEAT_SME) then
    EndOfDecode(Decode_UNDEF);
constant bits(4) tsize = tszh:tszl;
if tsize == '0000' then EndOfDecode(Decode_UNDEF);
constant integer esize = 8 << HighestSetBit(tsize);
constant integer g = UInt(Pg);
constant integer dn = UInt(Zdn);
constant integer shift = UInt(tsize:imm3) - esize;
```

Assembler Symbols

<Zdn> Is the name of the source and destination scalable vector register, encoded in the "Zdn" field.

<T> Is the size specifier, encoded in "tszh:tszl":

tszh	tszl	<T>
00	00	RESERVED
00	01	B
00	1x	H
01	xx	S
1x	xx	D

<Pg> Is the name of the governing scalable predicate register P0-P7, encoded in the "Pg" field.

<const> Is the immediate shift amount, in the range 0 to number of bits per element minus 1, encoded in "tszh:tszl:imm3".

Operation

```
CheckSVEEnabled();
constant integer VL = CurrentVL;
constant integer PL = VL DIV 8;
constant integer elements = VL DIV esize;
constant bits(VL) operand1 = Z[dn, VL];
constant bits(PL) mask = P[g, PL];
bits(VL) result;

for e = 0 to elements-1
    constant integer element1 = SInt(Elem[operand1, e, esize]);
    if ActivePredicateElement(mask, e, esize) then
        constant integer res = element1 << shift;
        Elem[result, e, esize] = SignedSat(res, esize);
    else
        Elem[result, e, esize] = Elem[operand1, e, esize];

Z[dn, VL] = result;
```

Operational information

This instruction might be immediately preceded in program order by a MOVPRFX instruction. The MOVPRFX must conform to all of the following requirements, otherwise the behavior of the MOVPRFX and this instruction is CONSTRAINED UNPREDICTABLE:

- The MOVPRFX can be predicated or unpredicated.
- A predicated MOVPRFX must use the same governing predicate register as this instruction.
- A predicated MOVPRFX must use the larger of the destination element size and first source element size in the preferred disassembly of this instruction.
- The MOVPRFX must specify the same destination register as this instruction.
- The destination register must not refer to architectural register state referenced by any other source operand register of this instruction.

Internal version only: aarchmrs v2025-03_rel, pseudocode v2025-03_rel ; Build timestamp: 2025-03-21T17:41

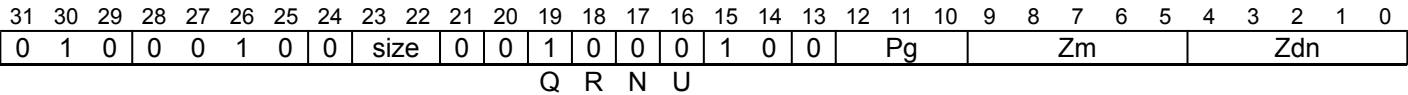
Copyright © 2010-2025 Arm Limited or its affiliates. All rights reserved. This document is Non-Confidential.

SQSHL (vectors)

Signed saturating shift left by vector (predicated)

Shift active signed elements of the first source vector by corresponding elements of the second source vector and destructively place the results in the corresponding elements of the first source vector. A positive shift amount performs a left shift, otherwise a right shift by the negated shift amount is performed. Each result element is saturated to the N-bit element's signed integer range $-2^{(N-1)}$ to $(2^{(N-1)})-1$. Inactive elements in the destination vector register remain unmodified.

SVE2 (FEAT_SVE2 || FEAT_SME)



Encoding

SQSHL <Zdn>.<T>, <Pg>/M, <Zdn>.<T>, <Zm>.<T>

Decode for this encoding

```
if !IsFeatureImplemented(FEAT_SVE2) && !IsFeatureImplemented(FEAT_SME) then
    EndOfDecode(Decode_UNDEF);
constant integer esize = 8 << UInt(size);
constant integer g = UInt(Pg);
constant integer m = UInt(Zm);
constant integer dn = UInt(Zdn);
```

Assembler Symbols

<Zdn> Is the name of the first source and destination scalable vector register, encoded in the "Zdn" field.

<T> Is the size specifier, encoded in "size":

size	<T>
00	B
01	H
10	S
11	D

<Pg> Is the name of the governing scalable predicate register P0-P7, encoded in the "Pg" field.

<Zm> Is the name of the second source scalable vector register, encoded in the "Zm" field.

Operation

```
CheckSVEEnabled();
constant integer VL = CurrentVL;
constant integer PL = VL DIV 8;
constant integer elements = VL DIV esize;
constant bits(PL) mask = P[g, PL];
constant bits(VL) operand1 = Z[dn, VL];
constant bits(VL) operand2 = if AnyActiveElement(mask, esize) then Z[m, VL] else Zeros(VL);
bits(VL) result;

for e = 0 to elements-1
    if ActivePredicateElement(mask, e, esize) then
        constant integer element = SInt(Elem[operand1, e, esize]);
        integer shift = ShiftSat(SInt(Elem[operand2, e, esize]), esize);
        integer res;
        if shift >= 0 then
            res = element << shift;
        else
            shift = -shift;
            res = element >> shift;
        Elem[result, e, esize] = SignedSat(res, esize);
    else
        Elem[result, e, esize] = Elem[operand1, e, esize];

Z[dn, VL] = result;
```

Operational information

This instruction might be immediately preceded in program order by a MOVPRFX instruction. The MOVPRFX must conform to all of the following requirements, otherwise the behavior of the MOVPRFX and this instruction is CONSTRAINED UNPREDICTABLE:

- The MOVPRFX can be predicated or unpredicated.
- A predicated MOVPRFX must use the same governing predicate register as this instruction.
- A predicated MOVPRFX must use the larger of the destination element size and first source element size in the preferred disassembly of this instruction.
- The MOVPRFX must specify the same destination register as this instruction.
- The destination register must not refer to architectural register state referenced by any other source operand register of this instruction.

Internal version only: aarchmrs v2025-03_rel, pseudocode v2025-03_rel ; Build timestamp: 2025-03-21T17:41

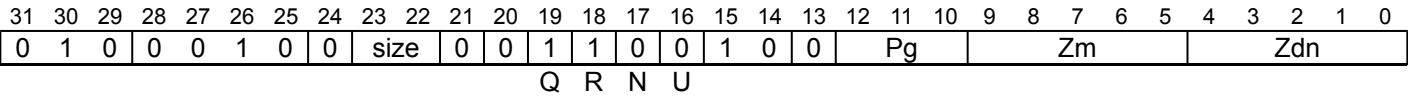
Copyright © 2010-2025 Arm Limited or its affiliates. All rights reserved. This document is Non-Confidential.

SQSHLR

Signed saturating shift left reversed vectors (predicated)

Shift active signed elements of the second source vector by corresponding elements of the first source vector and destructively place the results in the corresponding elements of the first source vector. A positive shift amount performs a left shift, otherwise a right shift by the negated shift amount is performed. Each result element is saturated to the N-bit element's signed integer range $-2^{(N-1)}$ to $(2^{(N-1)})-1$. Inactive elements in the destination vector register remain unmodified.

SVE2 (FEAT_SVE2 || FEAT_SME)



Encoding

SQSHLR <Zdn>.<T>, <Pg>/M, <Zdn>.<T>, <Zm>.<T>

Decode for this encoding

```
if !IsFeatureImplemented(FEAT_SVE2) && !IsFeatureImplemented(FEAT_SME) then
    EndOfDecode(Decode_UNDEF);
constant integer esize = 8 << UInt(size);
constant integer g = UInt(Pg);
constant integer m = UInt(Zm);
constant integer dn = UInt(Zdn);
```

Assembler Symbols

<Zdn> Is the name of the first source and destination scalable vector register, encoded in the "Zdn" field.

<T> Is the size specifier, encoded in "size":

size	<T>
00	B
01	H
10	S
11	D

<Pg> Is the name of the governing scalable predicate register P0-P7, encoded in the "Pg" field.

<Zm> Is the name of the second source scalable vector register, encoded in the "Zm" field.

Operation

```
CheckSVEEnabled();
constant integer VL = CurrentVL;
constant integer PL = VL DIV 8;
constant integer elements = VL DIV esize;
constant bits(PL) mask = P[g, PL];
constant bits(VL) operand1 = if AnyActiveElement(mask, esize) then Z[m, VL] else Zeros(VL);
constant bits(VL) operand2 = Z[dn, VL];
bits(VL) result;

for e = 0 to elements-1
    if ActivePredicateElement(mask, e, esize) then
        constant integer element = SInt(Elem[operand1, e, esize]);
        integer shift = ShiftSat(SInt(Elem[operand2, e, esize]), esize);
        integer res;
        if shift >= 0 then
            res = element << shift;
        else
            shift = -shift;
            res = element >> shift;
        Elem[result, e, esize] = SignedSat(res, esize);
    else
        Elem[result, e, esize] = Elem[operand2, e, esize];

Z[dn, VL] = result;
```

Operational information

This instruction might be immediately preceded in program order by a MOVPRFX instruction. The MOVPRFX must conform to all of the following requirements, otherwise the behavior of the MOVPRFX and this instruction is CONSTRAINED UNPREDICTABLE:

- The MOVPRFX can be predicated or unpredicated.
- A predicated MOVPRFX must use the same governing predicate register as this instruction.
- A predicated MOVPRFX must use the larger of the destination element size and first source element size in the preferred disassembly of this instruction.
- The MOVPRFX must specify the same destination register as this instruction.
- The destination register must not refer to architectural register state referenced by any other source operand register of this instruction.

Internal version only: aarchmrs v2025-03_rel, pseudocode v2025-03_rel ; Build timestamp: 2025-03-21T17:41

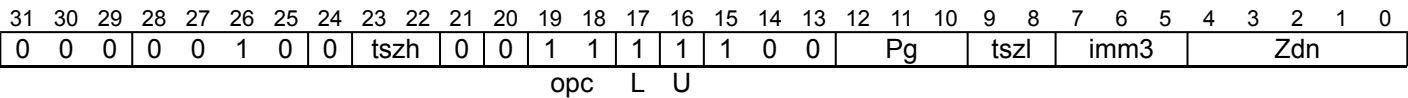
Copyright © 2010-2025 Arm Limited or its affiliates. All rights reserved. This document is Non-Confidential.

SQSHLU

Signed saturating shift left unsigned by immediate

Shift left by immediate each active signed element of the source vector, and destructively place the results in the corresponding elements of the source vector. Each result element is saturated to the N-bit element's unsigned integer range 0 to (2^N)-1. The immediate shift amount is an unsigned value in the range 0 to number of bits per element minus 1. Inactive elements in the destination vector register remain unmodified.

SVE2
(FEAT_SVE2 || FEAT_SME)



Encoding

SQSHLU <Zdn>.<T>, <Pg>/M, <Zdn>.<T>, #<const>

Decode for this encoding

```
if !IsFeatureImplemented(FEAT_SVE2) && !IsFeatureImplemented(FEAT_SME) then
    EndOfDecode(Decode_UNDEF);
constant bits(4) tsize = tszh:tszl;
if tsize == '0000' then EndOfDecode(Decode_UNDEF);
constant integer esize = 8 << HighestSetBit(tsize);
constant integer g = UInt(Pg);
constant integer dn = UInt(Zdn);
constant integer shift = UInt(tsize:imm3) - esize;
```

Assembler Symbols

<Zdn> Is the name of the source and destination scalable vector register, encoded in the "Zdn" field.

<T> Is the size specifier, encoded in “tszh:tszl”:

tszh	tszl	<T>
00	00	RESERVED
00	01	B
00	1x	H
01	xx	S
1x	xx	D

<Pg> Is the name of the governing scalable predicate register P0-P7, encoded in the "Pg" field.

<const> Is the immediate shift amount, in the range 0 to number of bits per element minus 1, encoded in "tszh:tszl:imm3".

Operation

```
CheckSVEEnabled();
constant integer VL = CurrentVL;
constant integer PL = VL DIV 8;
constant integer elements = VL DIV esize;
constant bits(VL) operand1 = Z[dn, VL];
constant bits(PL) mask = P[g, PL];
bits(VL) result;

for e = 0 to elements-1
    constant integer element1 = SInt(Elem[operand1, e, esize]);
    if ActivePredicateElement(mask, e, esize) then
        constant integer res = element1 << shift;
        Elem[result, e, esize] = UnsignedSat(res, esize);
    else
        Elem[result, e, esize] = Elem[operand1, e, esize];

Z[dn, VL] = result;
```

Operational information

This instruction might be immediately preceded in program order by a MOVPRFX instruction. The MOVPRFX must conform to all of the following requirements, otherwise the behavior of the MOVPRFX and this instruction is CONSTRAINED UNPREDICTABLE:

- The MOVPRFX can be predicated or unpredicated.
- A predicated MOVPRFX must use the same governing predicate register as this instruction.
- A predicated MOVPRFX must use the larger of the destination element size and first source element size in the preferred disassembly of this instruction.
- The MOVPRFX must specify the same destination register as this instruction.
- The destination register must not refer to architectural register state referenced by any other source operand register of this instruction.

Internal version only: aarchmrs v2025-03_rel, pseudocode v2025-03_rel ; Build timestamp: 2025-03-21T17:41

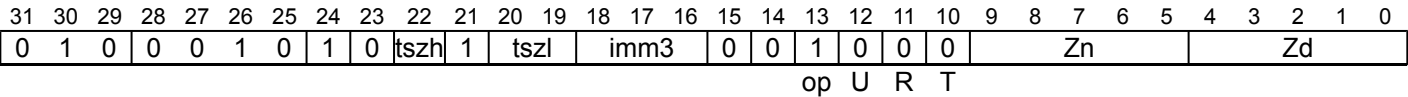
Copyright © 2010-2025 Arm Limited or its affiliates. All rights reserved. This document is Non-Confidential.

SQSHRNB

Signed saturating shift right narrow by immediate (bottom)

Shift each signed integer value in the source vector elements right by an immediate value, and place the truncated results in the even-numbered half-width destination elements, while setting the odd-numbered elements to zero. Each result element is saturated to the half-width N-bit element's signed integer range $-2^{(N-1)}$ to $(2^{(N-1)})-1$. The immediate shift amount is an unsigned value in the range 1 to number of bits per element. This instruction is unpredicated.

SVE2
(FEAT_SVE2 || FEAT_SME)



Encoding

SQSHRNB <Zd>.<T>, <Zn>.<Tb>, #<const>

Decode for this encoding

```
if !IsFeatureImplemented(FEAT_SVE2) && !IsFeatureImplemented(FEAT_SME) then
    EndOfDecode(Decode_UNDEF);
constant bits(3) tsize = tszh:tszl;
if tsize == '000' then EndOfDecode(Decode_UNDEF);
constant integer esize = 8 << HighestSetBit(tsize);
constant integer n = UInt(Zn);
constant integer d = UInt(Zd);
constant integer shift = (2 * esize) - UInt(tsize:imm3);
```

Assembler Symbols

<Zd> Is the name of the destination scalable vector register, encoded in the "Zd" field.

<T> Is the size specifier, encoded in “tszh:tszl”:

tszh	tszl	<T>
0	00	RESERVED
0	01	B
0	1x	H
1	xx	S

<Zn> Is the name of the source scalable vector register, encoded in the "Zn" field.

<Tb> Is the size specifier, encoded in “tszh:tszl”:

tszh	tszl	<Tb>
0	00	RESERVED
0	01	H
0	1x	S
1	xx	D

<const> Is the immediate shift amount, in the range 1 to number of bits per element, encoded in "tszh:tszl:imm3".

Operation

```
CheckSVEEnabled();  
constant integer VL = CurrentVL;  
constant integer elements = VL DIV (2 * esize);  
constant bits(VL) operand = Z[n, VL];  
bits(VL) result;  
for e = 0 to elements-1  
    constant bits(2*esize) element = Elem[operand, e, 2*esize];  
    constant integer res = SInt(element) >> shift;  
    Elem[result, 2*e + 0, esize] = SignedSat(res, esize);  
    Elem[result, 2*e + 1, esize] = Zeros(esize);  
  
Z[d, VL] = result;
```

Internal version only: aarchmrs v2025-03_rel, pseudocode v2025-03_rel ; Build timestamp: 2025-03-21T17:41

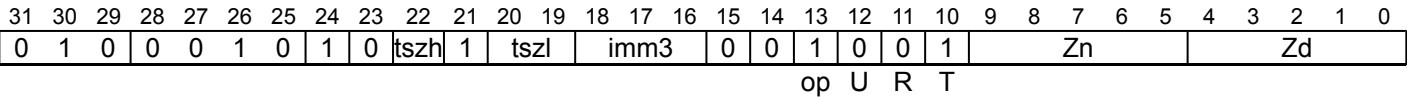
Copyright © 2010-2025 Arm Limited or its affiliates. All rights reserved. This document is Non-Confidential.

SQSHRNT

Signed saturating shift right narrow by immediate (top)

Shift each signed integer value in the source vector elements right by an immediate value, and place the truncated results in the odd-numbered half-width destination elements, leaving the even-numbered elements unchanged. Each result element is saturated to the half-width N-bit element's signed integer range $-2^{(N-1)}$ to $(2^{(N-1)})-1$. The immediate shift amount is an unsigned value in the range 1 to number of bits per element. This instruction is unpredicated.

SVE2
(FEAT_SVE2 || FEAT_SME)



Encoding

SQSHRNT <Zd>.<T>, <Zn>.<Tb>, #<const>

Decode for this encoding

```
if !IsFeatureImplemented(FEAT_SVE2) && !IsFeatureImplemented(FEAT_SME) then
    EndOfDecode(Decode_UNDEF);
constant bits(3) tsize = tsh:tsl;
if tsize == '000' then EndOfDecode(Decode_UNDEF);
constant integer esize = 8 << HighestSetBit(tsize);
constant integer n = UInt(Zn);
constant integer d = UInt(Zd);
constant integer shift = (2 * esize) - UInt(tsize:imm3);
```

Assembler Symbols

<Zd> Is the name of the destination scalable vector register, encoded in the "Zd" field.

<T> Is the size specifier, encoded in “tsh:tsl”:

tsh	tsl	<T>
0	00	RESERVED
0	01	B
0	1x	H
1	xx	S

<Zn> Is the name of the source scalable vector register, encoded in the "Zn" field.

<Tb> Is the size specifier, encoded in “tsh:tsl”:

tsh	tsl	<Tb>
0	00	RESERVED
0	01	H
0	1x	S
1	xx	D

<const> Is the immediate shift amount, in the range 1 to number of bits per element, encoded in "tsh:tsl:imm3".

Operation

```
CheckSVEEnabled();  
constant integer VL = CurrentVL;  
constant integer elements = VL DIV (2 * esize);  
constant bits(VL) operand = Z[n, VL];  
bits(VL) result = Z[d, VL];  
for e = 0 to elements-1  
    constant bits(2*esize) element = Elem[operand, e, 2*esize];  
    constant integer res = SInt(element) >> shift;  
    Elem[result, 2*e + 1, esize] = SignedSat(res, esize);  
  
Z[d, VL] = result;
```

Internal version only: aarchmrs v2025-03_rel, pseudocode v2025-03_rel ; Build timestamp: 2025-03-21T17:41

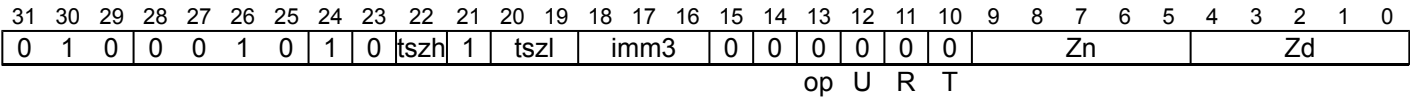
Copyright © 2010-2025 Arm Limited or its affiliates. All rights reserved. This document is Non-Confidential.

SQSHRUNB

Signed saturating shift right unsigned narrow by immediate (bottom)

Shift each signed integer value in the source vector elements right by an immediate value, and place the truncated results in the even-numbered half-width destination elements, while setting the odd-numbered elements to zero. Each result element is saturated to the half-width N-bit element's unsigned integer range 0 to (2^N)-1. The immediate shift amount is an unsigned value in the range 1 to number of bits per element. This instruction is unpredicated.

SVE2
(FEAT_SVE2 || FEAT_SME)



Encoding

SQSHRUNB <Zd>.<T>, <Zn>.<Tb>, #<const>

Decode for this encoding

```
if !IsFeatureImplemented(FEAT_SVE2) && !IsFeatureImplemented(FEAT_SME) then
    EndOfDecode(Decode_UNDEF);
constant bits(3) tsize = tszh:tszl;
if tsize == '000' then EndOfDecode(Decode_UNDEF);
constant integer esize = 8 << HighestSetBit(tsize);
constant integer n = UInt(Zn);
constant integer d = UInt(Zd);
constant integer shift = (2 * esize) - UInt(tsize:imm3);
```

Assembler Symbols

<Zd> Is the name of the destination scalable vector register, encoded in the "Zd" field.

<T> Is the size specifier, encoded in "tszh:tszl":

tszh	tszl	<T>
0	00	RESERVED
0	01	B
0	1x	H
1	xx	S

<Zn> Is the name of the source scalable vector register, encoded in the "Zn" field.

<Tb> Is the size specifier, encoded in "tszh:tszl":

tszh	tszl	<Tb>
0	00	RESERVED
0	01	H
0	1x	S
1	xx	D

<const> Is the immediate shift amount, in the range 1 to number of bits per element, encoded in "tszh:tszl:imm3".

Operation

```
CheckSVEEnabled();  
constant integer VL = CurrentVL;  
constant integer elements = VL DIV (2 * esize);  
constant bits(VL) operand = Z[n, VL];  
bits(VL) result;  
for e = 0 to elements-1  
    constant bits(2*esize) element = Elem[operand, e, 2*esize];  
    constant integer res = SInt(element) >> shift;  
    Elem[result, 2*e + 0, esize] = UnsignedSat(res, esize);  
    Elem[result, 2*e + 1, esize] = Zeros(esize);  
  
Z[d, VL] = result;
```

Internal version only: aarchmrs v2025-03_rel, pseudocode v2025-03_rel ; Build timestamp: 2025-03-21T17:41

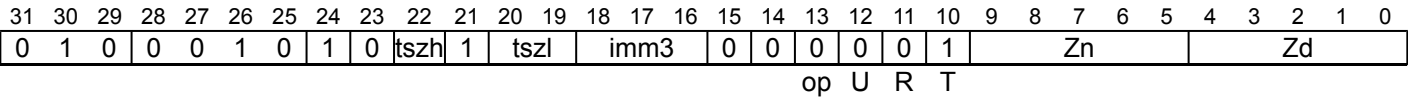
Copyright © 2010-2025 Arm Limited or its affiliates. All rights reserved. This document is Non-Confidential.

SQSHRUNT

Signed saturating shift right unsigned narrow by immediate (top)

Shift each signed integer value in the source vector elements right by an immediate value, and place the truncated results in the odd-numbered half-width destination elements, leaving the even-numbered elements unchanged. Each result element is saturated to the half-width N-bit element's unsigned integer range 0 to (2^N)-1. The immediate shift amount is an unsigned value in the range 1 to number of bits per element. This instruction is unpredicated.

SVE2
(FEAT_SVE2 || FEAT_SME)



Encoding

SQSHRUNT <Zd>.<T>, <Zn>.<Tb>, #<const>

Decode for this encoding

```
if !IsFeatureImplemented(FEAT_SVE2) && !IsFeatureImplemented(FEAT_SME) then
    EndOfDecode(Decode_UNDEF);
constant bits(3) tsize = tszh:tszl;
if tsize == '000' then EndOfDecode(Decode_UNDEF);
constant integer esize = 8 << HighestSetBit(tsize);
constant integer n = UInt(Zn);
constant integer d = UInt(Zd);
constant integer shift = (2 * esize) - UInt(tsize:imm3);
```

Assembler Symbols

<Zd> Is the name of the destination scalable vector register, encoded in the "Zd" field.

<T> Is the size specifier, encoded in “tszh:tszl”:

tszh	tszl	<T>
0	00	RESERVED
0	01	B
0	1x	H
1	xx	S

<Zn> Is the name of the source scalable vector register, encoded in the "Zn" field.

<Tb> Is the size specifier, encoded in “tszh:tszl”:

tszh	tszl	<Tb>
0	00	RESERVED
0	01	H
0	1x	S
1	xx	D

<const> Is the immediate shift amount, in the range 1 to number of bits per element, encoded in "tszh:tszl:imm3".

Operation

```
CheckSVEEnabled();  
constant integer VL = CurrentVL;  
constant integer elements = VL DIV (2 * esize);  
constant bits(VL) operand = Z[n, VL];  
bits(VL) result = Z[d, VL];  
for e = 0 to elements-1  
    constant bits(2*esize) element = Elem[operand, e, 2*esize];  
    constant integer res = SInt(element) >> shift;  
    Elem[result, 2*e + 1, esize] = UnsignedSat(res, esize);  
  
Z[d, VL] = result;
```

Internal version only: aarchmrs v2025-03_rel, pseudocode v2025-03_rel ; Build timestamp: 2025-03-21T17:41

Copyright © 2010-2025 Arm Limited or its affiliates. All rights reserved. This document is Non-Confidential.

SQSUB (immediate)

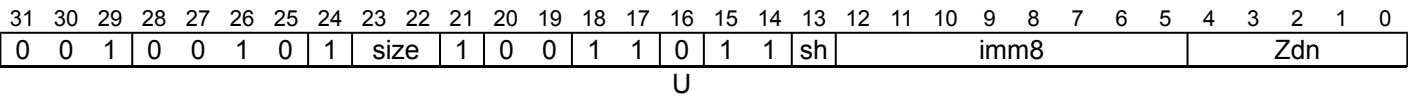
Signed saturating subtract immediate (unpredicated)

Signed saturating subtract of an unsigned immediate from each element of the source vector, and destructively place the results in the corresponding elements of the source vector. Each result element is saturated to the N-bit element's signed integer range $-2^{(N-1)}$ to $(2^{(N-1)})-1$. This instruction is unpredicated.

The immediate is an unsigned value in the range 0 to 255, and for element widths of 16 bits or higher it may also be a positive multiple of 256 in the range 256 to 65280.

The immediate is encoded in 8 bits with an optional left shift by 8. The preferred disassembly when the shift option is specified is "`#<uimm8>, LSL #8`". However an assembler and disassembler may also allow use of the shifted 16-bit value unless the immediate is 0 and the shift amount is 8, which must be unambiguously described as "`#0, LSL #8`".

SVE (FEAT_SVE || FEAT_SME)



Encoding

SQSUB <Zdn>.<T>, <Zdn>.<T>, #<imm>{, <shift>}

Decode for this encoding

```
if !IsFeatureImplemented(FEAT_SVE) && !IsFeatureImplemented(FEAT_SME) then
    EndOfDecode(Decode_UNDEF);
if size:sh == '001' then EndOfDecode(Decode_UNDEF);
constant integer esize = 8 << UInt(size);
constant integer dn = UInt(Zdn);
integer imm = UInt(imm8);
if sh == '1' then imm = imm << 8;
constant boolean unsigned = FALSE;
```

Assembler Symbols

<Zdn> Is the name of the source and destination scalable vector register, encoded in the "Zdn" field.

<T> Is the size specifier, encoded in “size”:

size	<T>
00	B
01	H
10	S
11	D

<imm> Is an unsigned immediate in the range 0 to 255, encoded in the "imm8" field.

<shift> Is the optional left shift to apply to the immediate, defaulting to LSL #0 and encoded in “sh”:

sh	<shift>
0	LSL #0
1	LSL #8

Operation

```
CheckSVEEnabled();
constant integer VL = CurrentVL;
constant integer elements = VL DIV esize;
constant bits(VL) operand1 = Z[dn, VL];
bits(VL) result;

for e = 0 to elements-1
    constant integer element1 = Int(Elem[operand1, e, esize], unsigned);
    (Elem[result, e, esize], -) = SatQ(element1 - imm, esize, unsigned);

Z[dn, VL] = result;
```

Operational information

This instruction might be immediately preceded in program order by a MOVPRFX instruction. The MOVPRFX must conform to all of the following requirements, otherwise the behavior of the MOVPRFX and this instruction is CONSTRAINED UNPREDICTABLE:

- The MOVPRFX must be unpredicated.
- The MOVPRFX must specify the same destination register as this instruction.
- The destination register must not refer to architectural register state referenced by any other source operand register of this instruction.

Internal version only: aarchmrs v2025-03_rel, pseudocode v2025-03_rel ; Build timestamp: 2025-03-21T17:41

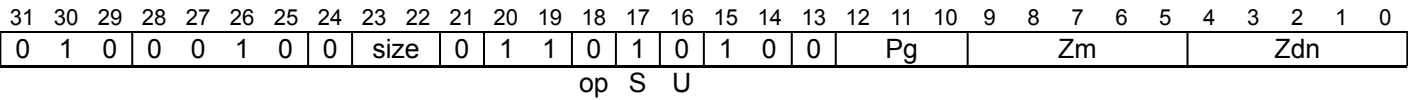
Copyright © 2010-2025 Arm Limited or its affiliates. All rights reserved. This document is Non-Confidential.

SQSUB (vectors, predicated)

Signed saturating subtraction (predicated)

Subtract active signed elements of the second source vector from corresponding signed elements of the first source vector and destructively place the results in the corresponding elements of the first source vector. Each result element is saturated to the N-bit element's signed integer range $-2^{(N-1)}$ to $(2^{(N-1)})-1$. Inactive elements in the destination vector register remain unmodified.

SVE2 (FEAT_SVE2 || FEAT_SME)



Encoding

SQSUB <Zdn>.<T>, <Pg>/M, <Zdn>.<T>, <Zm>.<T>

Decode for this encoding

```
if !IsFeatureImplemented(FEAT_SVE2) && !IsFeatureImplemented(FEAT_SME) then
    EndOfDecode(Decode_UNDEF);
constant integer esize = 8 << UInt(size);
constant integer g = UInt(Pg);
constant integer dn = UInt(Zdn);
constant integer m = UInt(Zm);
```

Assembler Symbols

<Zdn> Is the name of the first source and destination scalable vector register, encoded in the "Zdn" field.

<T> Is the size specifier, encoded in "size":

size	<T>
00	B
01	H
10	S
11	D

<Pg> Is the name of the governing scalable predicate register P0-P7, encoded in the "Pg" field.

<Zm> Is the name of the second source scalable vector register, encoded in the "Zm" field.

Operation

```
CheckSVEEnabled();
constant integer VL = CurrentVL;
constant integer PL = VL DIV 8;
constant integer elements = VL DIV esize;
constant bits(PL) mask = P[g, PL];
constant bits(VL) operand1 = Z[dn, VL];
constant bits(VL) operand2 = if AnyActiveElement(mask, esize) then Z[m, VL] else Zeros(VL);
bits(VL) result;

for e = 0 to elements-1
    constant integer element1 = SInt(Elem[operand1, e, esize]);
    constant integer element2 = SInt(Elem[operand2, e, esize]);
    if ActivePredicateElement(mask, e, esize) then
        Elem[result, e, esize] = SignedSat(element1 - element2, esize);
    else
        Elem[result, e, esize] = Elem[operand1, e, esize];

Z[dn, VL] = result;
```

Operational information

This instruction might be immediately preceded in program order by a MOVPRFX instruction. The MOVPRFX must conform to all of the following requirements, otherwise the behavior of the MOVPRFX and this instruction is CONSTRAINED UNPREDICTABLE:

- The MOVPRFX can be predicated or unpredicated.
- A predicated MOVPRFX must use the same governing predicate register as this instruction.
- A predicated MOVPRFX must use the larger of the destination element size and first source element size in the preferred disassembly of this instruction.
- The MOVPRFX must specify the same destination register as this instruction.
- The destination register must not refer to architectural register state referenced by any other source operand register of this instruction.

Internal version only: aarchmrs v2025-03_rel, pseudocode v2025-03_rel ; Build timestamp: 2025-03-21T17:41

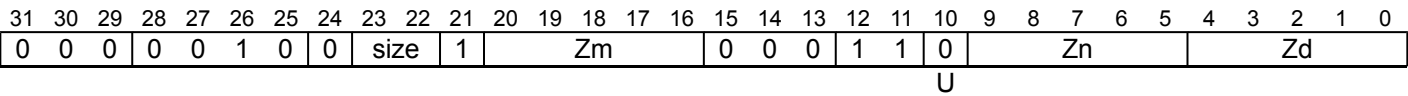
Copyright © 2010-2025 Arm Limited or its affiliates. All rights reserved. This document is Non-Confidential.

SQSUB (vectors, unpredicated)

Signed saturating subtract vectors (unpredicated)

Signed saturating subtract all elements of the second source vector from corresponding elements of the first source vector and place the results in the corresponding elements of the destination vector. Each result element is saturated to the N-bit element's signed integer range $-2^{(N-1)}$ to $(2^{(N-1)})-1$. This instruction is unpredicated.

SVE (FEAT_SVE || FEAT_SME)



Encoding

SQSUB <Zd>.<T>, <Zn>.<T>, <Zm>.<T>

Decode for this encoding

```
if !IsFeatureImplemented(FEAT_SVE) && !IsFeatureImplemented(FEAT_SME) then
    EndOfDecode(Decode_UNDEF);
constant integer esize = 8 << UInt(size);
constant integer n = UInt(Zn);
constant integer m = UInt(Zm);
constant integer d = UInt(Zd);
constant boolean unsigned = FALSE;
```

Assembler Symbols

<Zd> Is the name of the destination scalable vector register, encoded in the "Zd" field.

<T> Is the size specifier, encoded in "size":

size	<T>
00	B
01	H
10	S
11	D

<Zn> Is the name of the first source scalable vector register, encoded in the "Zn" field.

<Zm> Is the name of the second source scalable vector register, encoded in the "Zm" field.

Operation

```
CheckSVEEnabled();
constant integer VL = CurrentVL;
constant integer elements = VL DIV esize;
constant bits(VL) operand1 = Z[n, VL];
constant bits(VL) operand2 = Z[m, VL];
bits(VL) result;

for e = 0 to elements-1
    constant integer element1 = Int(Elem[operand1, e, esize], unsigned);
    constant integer element2 = Int(Elem[operand2, e, esize], unsigned);
    (Elem[result, e, esize], -) = SatQ(element1 - element2, esize, unsigned);

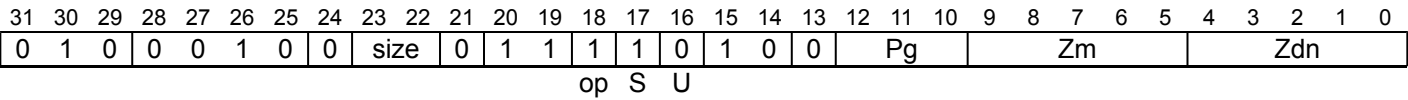
Z[d, VL] = result;
```


SQSUBR

Signed saturating subtraction reversed vectors (predicated)

Subtract active signed elements of the first source vector from corresponding signed elements of the second source vector and destructively place the results in the corresponding elements of the first source vector. Each result element is saturated to the N-bit element's signed integer range $-2^{(N-1)}$ to $(2^{(N-1)})-1$. Inactive elements in the destination vector register remain unmodified.

SVE2
(FEAT_SVE2 || FEAT_SME)



Encoding

SQSUBR <Zdn>.<T>, <Pg>/M, <Zdn>.<T>, <Zm>.<T>

Decode for this encoding

```
if !IsFeatureImplemented(FEAT_SVE2) && !IsFeatureImplemented(FEAT_SME) then
    EndOfDecode(Decode_UNDEF);
constant integer esize = 8 << UInt(size);
constant integer g = UInt(Pg);
constant integer dn = UInt(Zdn);
constant integer m = UInt(Zm);
```

Assembler Symbols

<Zdn> Is the name of the first source and destination scalable vector register, encoded in the "Zdn" field.

<T> Is the size specifier, encoded in “size”:

size	<T>
00	B
01	H
10	S
11	D

<Pg> Is the name of the governing scalable predicate register P0-P7, encoded in the "Pg" field.

<Zm> Is the name of the second source scalable vector register, encoded in the "Zm" field.

Operation

```
CheckSVEEnabled();
constant integer VL = CurrentVL;
constant integer PL = VL DIV 8;
constant integer elements = VL DIV esize;
constant bits(PL) mask = P[g, PL];
constant bits(VL) operand1 = Z[dn, VL];
constant bits(VL) operand2 = if AnyActiveElement(mask, esize) then Z[m, VL] else Zeros(VL);
bits(VL) result;

for e = 0 to elements-1
    constant integer element1 = SInt(Elem[operand1, e, esize]);
    constant integer element2 = SInt(Elem[operand2, e, esize]);
    if ActivePredicateElement(mask, e, esize) then
        Elem[result, e, esize] = SignedSat(element2 - element1, esize);
    else
        Elem[result, e, esize] = Elem[operand1, e, esize];

Z[dn, VL] = result;
```

Operational information

This instruction might be immediately preceded in program order by a MOVPRFX instruction. The MOVPRFX must conform to all of the following requirements, otherwise the behavior of the MOVPRFX and this instruction is CONSTRAINED UNPREDICTABLE:

- The MOVPRFX can be predicated or unpredicated.
- A predicated MOVPRFX must use the same governing predicate register as this instruction.
- A predicated MOVPRFX must use the larger of the destination element size and first source element size in the preferred disassembly of this instruction.
- The MOVPRFX must specify the same destination register as this instruction.
- The destination register must not refer to architectural register state referenced by any other source operand register of this instruction.

Internal version only: aarchmrs v2025-03_rel, pseudocode v2025-03_rel ; Build timestamp: 2025-03-21T17:41

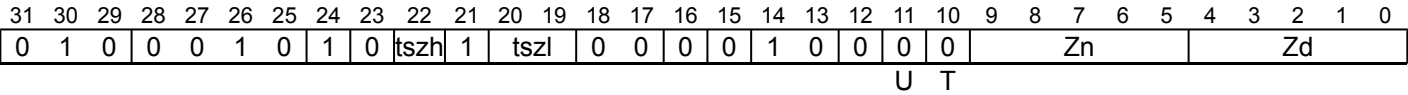
Copyright © 2010-2025 Arm Limited or its affiliates. All rights reserved. This document is Non-Confidential.

SQXTNB

Signed saturating extract narrow (bottom)

Saturate the signed integer value in each source element to half the original source element width, and place the results in the even-numbered half-width destination elements, while setting the odd-numbered elements to zero.

SVE2
(FEAT_SVE2 || FEAT_SME)



Encoding

SQXTNB <Zd>.<T>, <Zn>.<Tb>

Decode for this encoding

```
if !IsFeatureImplemented(FEAT_SVE2) && !IsFeatureImplemented(FEAT_SME) then
    EndOfDecode(Decode_UNDEF);
constant bits(3) tsize = tszh:tszl;
if !(tsize IN {'001', '010', '100'}) then EndOfDecode(Decode_UNDEF);
constant integer esize = 16 << HighestSetBitNZ(tsize);
constant integer n = UInt(Zn);
constant integer d = UInt(Zd);
```

Assembler Symbols

<Zd> Is the name of the destination scalable vector register, encoded in the "Zd" field.

<T> Is the size specifier, encoded in “tszh:tszl”:

tszh	tszl	<T>
0	00	RESERVED
0	01	B
0	10	H
0	11	RESERVED
1	00	S
1	01	RESERVED
1	1x	RESERVED

<Zn> Is the name of the source scalable vector register, encoded in the "Zn" field.

<Tb> Is the size specifier, encoded in “tszh:tszl”:

tszh	tszl	<Tb>
0	00	RESERVED
0	01	H
0	10	S
0	11	RESERVED
1	00	D
1	01	RESERVED
1	1x	RESERVED

Operation

```
CheckSVEEnabled();  
constant integer VL = CurrentVL;  
constant integer elements = VL DIV esize;  
constant bits(VL) operand1 = Z[n, VL];  
bits(VL) result;  
constant integer halfesize = esize DIV 2;  
  
for e = 0 to elements-1  
    constant integer element1 = SInt(Elem[operand1, e, esize]);  
    constant bits(halfesize) res = SignedSat(element1, halfesize);  
    Elem[result, 2*e + 0, halfesize] = res;  
    Elem[result, 2*e + 1, halfesize] = Zeros(halfesize);  
  
Z[d, VL] = result;
```

Internal version only: aarchmrs v2025-03_rel, pseudocode v2025-03_rel ; Build timestamp: 2025-03-21T17:41

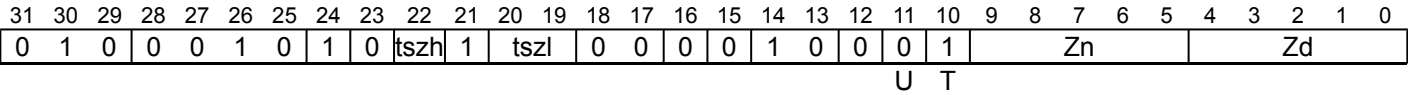
Copyright © 2010-2025 Arm Limited or its affiliates. All rights reserved. This document is Non-Confidential.

SQXTNT

Signed saturating extract narrow (top)

Saturate the signed integer value in each source element to half the original source element width, and place the results in the odd-numbered half-width destination elements, leaving the even-numbered elements unchanged.

SVE2
(FEAT_SVE2 || FEAT_SME)



Encoding

SQXTNT <Zd>.<T>, <Zn>.<Tb>

Decode for this encoding

```
if !IsFeatureImplemented(FEAT_SVE2) && !IsFeatureImplemented(FEAT_SME) then
    EndOfDecode(Decode_UNDEF);
constant bits(3) tsize = tszh:tszl;
if !(tsize IN {'001', '010', '100'}) then EndOfDecode(Decode_UNDEF);
constant integer esize = 16 << HighestSetBitNZ(tsize);
constant integer n = UInt(Zn);
constant integer d = UInt(Zd);
```

Assembler Symbols

<Zd> Is the name of the destination scalable vector register, encoded in the "Zd" field.

<T> Is the size specifier, encoded in “tszh:tszl”:

tszh	tszl	<T>
0	00	RESERVED
0	01	B
0	10	H
0	11	RESERVED
1	00	S
1	01	RESERVED
1	1x	RESERVED

<Zn> Is the name of the source scalable vector register, encoded in the "Zn" field.

<Tb> Is the size specifier, encoded in “tszh:tszl”:

tszh	tszl	<Tb>
0	00	RESERVED
0	01	H
0	10	S
0	11	RESERVED
1	00	D
1	01	RESERVED
1	1x	RESERVED

Operation

```
CheckSVEEnabled();  
constant integer VL = CurrentVL;  
constant integer elements = VL DIV esize;  
constant bits(VL) operand1 = Z[n, VL];  
bits(VL) result = Z[d, VL];  
constant integer halfesize = esize DIV 2;  
  
for e = 0 to elements-1  
    constant integer element1 = SInt(Elem[operand1, e, esize]);  
    constant bits(halfesize) res = SignedSat(element1, halfesize);  
    Elem[result, 2*e + 1, halfesize] = res;  
  
Z[d, VL] = result;
```

Internal version only: aarchmrs v2025-03_rel, pseudocode v2025-03_rel ; Build timestamp: 2025-03-21T17:41

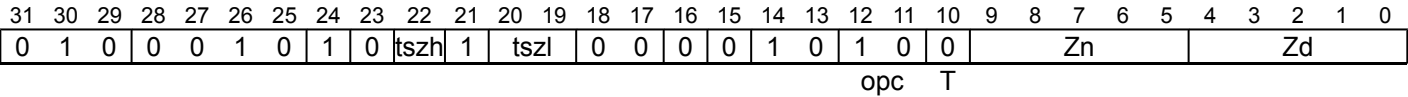
Copyright © 2010-2025 Arm Limited or its affiliates. All rights reserved. This document is Non-Confidential.

SQXTUNB

Signed saturating unsigned extract narrow (bottom)

Saturate the signed integer value in each source element to an unsigned integer value that is half the original source element width, and place the results in the even-numbered half-width destination elements, while setting the odd-numbered elements to zero.

SVE2
(FEAT_SVE2 || FEAT_SME)



Encoding

SQXTUNB <Zd>.<T>, <Zn>.<Tb>

Decode for this encoding

```
if !IsFeatureImplemented(FEAT_SVE2) && !IsFeatureImplemented(FEAT_SME) then
    EndOfDecode(Decode_UNDEF);
constant bits(3) tsize = tszh:tszl;
if !(tsize IN {'001', '010', '100'}) then EndOfDecode(Decode_UNDEF);
constant integer esize = 16 << HighestSetBitNZ(tsize);
constant integer n = UInt(Zn);
constant integer d = UInt(Zd);
```

Assembler Symbols

<Zd> Is the name of the destination scalable vector register, encoded in the "Zd" field.

<T> Is the size specifier, encoded in “tszh:tszl”:

tszh	tszl	<T>
0	00	RESERVED
0	01	B
0	10	H
0	11	RESERVED
1	00	S
1	01	RESERVED
1	1x	RESERVED

<Zn> Is the name of the source scalable vector register, encoded in the "Zn" field.

<Tb> Is the size specifier, encoded in “tszh:tszl”:

tszh	tszl	<Tb>
0	00	RESERVED
0	01	H
0	10	S
0	11	RESERVED
1	00	D
1	01	RESERVED
1	1x	RESERVED

Operation

```
CheckSVEEnabled();  
constant integer VL = CurrentVL;  
constant integer elements = VL DIV esize;  
constant bits(VL) operand1 = Z[n, VL];  
bits(VL) result;  
constant integer halfesize = esize DIV 2;  
  
for e = 0 to elements-1  
    constant integer element1 = SInt(Elem[operand1, e, esize]);  
    constant bits(halfesize) res = UnsignedSat(element1, halfesize);  
    Elem[result, 2*e + 0, halfesize] = res;  
    Elem[result, 2*e + 1, halfesize] = Zeros(halfesize);  
  
Z[d, VL] = result;
```

Internal version only: aarchmrs v2025-03_rel, pseudocode v2025-03_rel ; Build timestamp: 2025-03-21T17:41

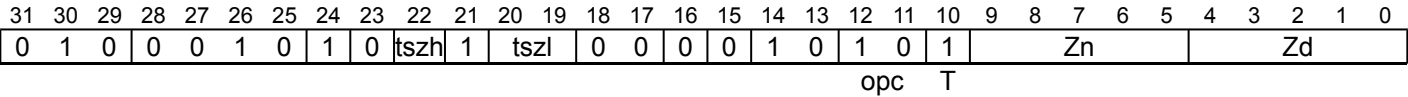
Copyright © 2010-2025 Arm Limited or its affiliates. All rights reserved. This document is Non-Confidential.

SQXTUNT

Signed saturating unsigned extract narrow (top)

Saturate the signed integer value in each source element to an unsigned integer value that is half the original source element width, and place the results in the odd-numbered half-width destination elements, leaving the even-numbered elements unchanged.

SVE2
(FEAT_SVE2 || FEAT_SME)



Encoding

SQXTUNT <Zd>.<T>, <Zn>.<Tb>

Decode for this encoding

```
if !IsFeatureImplemented(FEAT_SVE2) && !IsFeatureImplemented(FEAT_SME) then
    EndOfDecode(Decode_UNDEF);
constant bits(3) tsize = tszh:tszl;
if !(tsize IN {'001', '010', '100'}) then EndOfDecode(Decode_UNDEF);
constant integer esize = 16 << HighestSetBitNZ(tsize);
constant integer n = UInt(Zn);
constant integer d = UInt(Zd);
```

Assembler Symbols

<Zd> Is the name of the destination scalable vector register, encoded in the "Zd" field.

<T> Is the size specifier, encoded in “tszh:tszl”:

tszh	tszl	<T>
0	00	RESERVED
0	01	B
0	10	H
0	11	RESERVED
1	00	S
1	01	RESERVED
1	1x	RESERVED

<Zn> Is the name of the source scalable vector register, encoded in the "Zn" field.

<Tb> Is the size specifier, encoded in “tszh:tszl”:

tszh	tszl	<Tb>
0	00	RESERVED
0	01	H
0	10	S
0	11	RESERVED
1	00	D
1	01	RESERVED
1	1x	RESERVED

Operation

```
CheckSVEEnabled();  
constant integer VL = CurrentVL;  
constant integer elements = VL DIV esize;  
constant bits(VL) operand1 = Z[n, VL];  
bits(VL) result = Z[d, VL];  
constant integer halfesize = esize DIV 2;  
  
for e = 0 to elements-1  
    constant integer element1 = SInt(Elem[operand1, e, esize]);  
    constant bits(halfesize) res = UnsignedSat(element1, halfesize);  
    Elem[result, 2*e + 1, halfesize] = res;  
  
Z[d, VL] = result;
```

Internal version only: aarchmrs v2025-03_rel, pseudocode v2025-03_rel ; Build timestamp: 2025-03-21T17:41

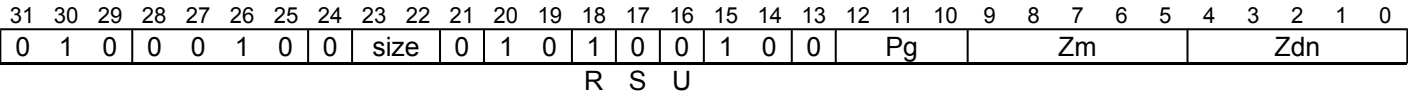
Copyright © 2010-2025 Arm Limited or its affiliates. All rights reserved. This document is Non-Confidential.

SRHADD

Signed rounding halving addition

Add active signed elements of the first source vector to corresponding signed elements of the second source vector, shift right one bit, and destructively place the rounded results in the corresponding elements of the first source vector. Inactive elements in the destination vector register remain unmodified.

SVE2 (FEAT_SVE2 || FEAT_SME)



Encoding

SRHADD <Zdn>.<T>, <Pg>/M, <Zdn>.<T>, <Zm>.<T>

Decode for this encoding

```
if !IsFeatureImplemented(FEAT_SVE2) && !IsFeatureImplemented(FEAT_SME) then
    EndOfDecode(Decode_UNDEF);
constant integer esize = 8 << UInt(size);
constant integer g = UInt(Pg);
constant integer dn = UInt(Zdn);
constant integer m = UInt(Zm);
```

Assembler Symbols

<Zdn> Is the name of the first source and destination scalable vector register, encoded in the "Zdn" field.

<T> Is the size specifier, encoded in "size":

size	<T>
00	B
01	H
10	S
11	D

<Pg> Is the name of the governing scalable predicate register P0-P7, encoded in the "Pg" field.

<Zm> Is the name of the second source scalable vector register, encoded in the "Zm" field.

Operation

```
CheckSVEEnabled();
constant integer VL = CurrentVL;
constant integer PL = VL DIV 8;
constant integer elements = VL DIV esize;
constant bits(PL) mask = P[g, PL];
constant bits(VL) operand1 = Z[dn, VL];
constant bits(VL) operand2 = if AnyActiveElement(mask, esize) then Z[m, VL] else Zeros(VL);
bits(VL) result;

for e = 0 to elements-1
    constant integer element1 = SInt(Elem[operand1, e, esize]);
    constant integer element2 = SInt(Elem[operand2, e, esize]);
    if ActivePredicateElement(mask, e, esize) then
        constant integer res = (element1 + element2 + 1) >> 1;
        Elem[result, e, esize] = res<esize-1:0>;
    else
        Elem[result, e, esize] = Elem[operand1, e, esize];

Z[dn, VL] = result;
```

Operational information

This instruction might be immediately preceded in program order by a MOVPRFX instruction. The MOVPRFX must conform to all of the following requirements, otherwise the behavior of the MOVPRFX and this instruction is CONSTRAINED UNPREDICTABLE:

- The MOVPRFX can be predicated or unpredicated.
- A predicated MOVPRFX must use the same governing predicate register as this instruction.
- A predicated MOVPRFX must use the larger of the destination element size and first source element size in the preferred disassembly of this instruction.
- The MOVPRFX must specify the same destination register as this instruction.
- The destination register must not refer to architectural register state referenced by any other source operand register of this instruction.

Internal version only: aarchmrs v2025-03_rel, pseudocode v2025-03_rel ; Build timestamp: 2025-03-21T17:41

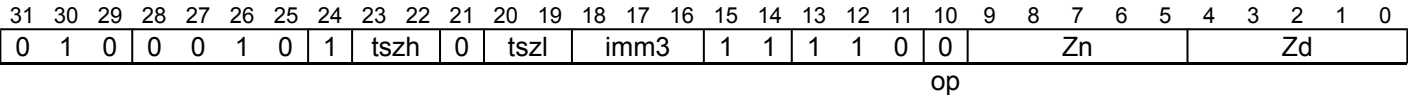
Copyright © 2010-2025 Arm Limited or its affiliates. All rights reserved. This document is Non-Confidential.

SRI

Shift right and insert (immediate)

Shift each source vector element right by an immediate value, and insert the result into the corresponding vector element in the destination vector register, merging the shifted bits from each source element with existing bits in each destination vector element. The immediate shift amount is an unsigned value in the range 1 to number of bits per element. This instruction is unpredicated.

SVE2
(FEAT_SVE2 || FEAT_SME)



Encoding

SRI <Zd>.<T>, <Zn>.<T>, #<const>

Decode for this encoding

```
if !IsFeatureImplemented(FEAT_SVE2) && !IsFeatureImplemented(FEAT_SME) then
    EndOfDecode(Decode_UNDEF);
constant bits(4) tsize = tszh:tszl;
if tsize == '0000' then EndOfDecode(Decode_UNDEF);
constant integer esize = 8 << HighestSetBit(tsize);
constant integer n = UInt(Zn);
constant integer d = UInt(Zd);
constant integer shift = (2 * esize) - UInt(tsize:imm3);
```

Assembler Symbols

<Zd> Is the name of the destination scalable vector register, encoded in the "Zd" field.

<T> Is the size specifier, encoded in “tszh:tszl”:

tszh	tszl	<T>
00	00	RESERVED
00	01	B
00	1x	H
01	xx	S
1x	xx	D

<Zn> Is the name of the source scalable vector register, encoded in the "Zn" field.

<const> Is the immediate shift amount, in the range 1 to number of bits per element, encoded in "tszh:tszl:imm3".

Operation

```
CheckSVEEnabled();
constant integer VL = CurrentVL;
constant integer elements = VL DIV esize;
constant bits(VL) operand = Z[n, VL];
bits(VL) result = Z[d, VL];

for e = 0 to elements-1
    constant bits(esize) element1 = Elem[result, e, esize];
    constant bits(esize) element2 = Elem[operand, e, esize];
    constant bits(esize) mask = LSR(Ones(esize), shift);
    constant bits(esize) shiftedval = LSR(element2, shift);
    Elem[result, e, esize] = (element1 AND (NOT mask)) OR shiftedval;

Z[d, VL] = result;
```

Operational information

If PSTATE.DIT is 1:

- The execution time of this instruction is independent of:
 - The values of the data supplied in any of its registers.
 - The values of the NZCV flags.
- The response of this instruction to asynchronous exceptions does not vary based on:
 - The values of the data supplied in any of its registers.
 - The values of the NZCV flags.

Internal version only: aarchmrs v2025-03_rel, pseudocode v2025-03_rel ; Build timestamp: 2025-03-21T17:41

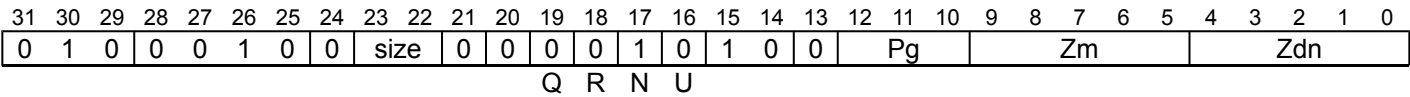
Copyright © 2010-2025 Arm Limited or its affiliates. All rights reserved. This document is Non-Confidential.

SRSHL

Signed rounding shift left by vector (predicated)

Shift active signed elements of the first source vector by corresponding elements of the second source vector and destructively place the rounded results in the corresponding elements of the first source vector. A positive shift amount performs a left shift, otherwise a right shift by the negated shift amount is performed. Inactive elements in the destination vector register remain unmodified.

SVE2
(FEAT_SVE2 || FEAT_SME)



Encoding

SRSHL <Zdn>.<T>, <Pg>/M, <Zdn>.<T>, <Zm>.<T>

Decode for this encoding

```
if !IsFeatureImplemented(FEAT_SVE2) && !IsFeatureImplemented(FEAT_SME) then
    EndOfDecode(Decode_UNDEF);
constant integer esize = 8 << UInt(size);
constant integer g = UInt(Pg);
constant integer m = UInt(Zm);
constant integer dn = UInt(Zdn);
```

Assembler Symbols

<Zdn> Is the name of the first source and destination scalable vector register, encoded in the "Zdn" field.

<T> Is the size specifier, encoded in "size":

size	<T>
00	B
01	H
10	S
11	D

<Pg> Is the name of the governing scalable predicate register P0-P7, encoded in the "Pg" field.

<Zm> Is the name of the second source scalable vector register, encoded in the "Zm" field.

Operation

```
CheckSVEEnabled();
constant integer VL = CurrentVL;
constant integer PL = VL DIV 8;
constant integer elements = VL DIV esize;
constant bits(PL) mask = P[g, PL];
constant bits(VL) operand1 = Z[dn, VL];
constant bits(VL) operand2 = if AnyActiveElement(mask, esize) then Z[m, VL] else Zeros(VL);
bits(VL) result;

for e = 0 to elements-1
    if ActivePredicateElement(mask, e, esize) then
        constant integer element = SInt(Elem[operand1, e, esize]);
        integer shift = ShiftSat(SInt(Elem[operand2, e, esize]), esize);
        integer res;
        if shift >= 0 then
            res = element << shift;
        else
            shift = -shift;
            res = (element + (1 << (shift - 1))) >> shift;
        Elem[result, e, esize] = res<esize-1:0>;
    else
        Elem[result, e, esize] = Elem[operand1, e, esize];

Z[dn, VL] = result;
```

Operational information

This instruction might be immediately preceded in program order by a MOVPRFX instruction. The MOVPRFX must conform to all of the following requirements, otherwise the behavior of the MOVPRFX and this instruction is CONSTRAINED UNPREDICTABLE:

- The MOVPRFX can be predicated or unpredicated.
- A predicated MOVPRFX must use the same governing predicate register as this instruction.
- A predicated MOVPRFX must use the larger of the destination element size and first source element size in the preferred disassembly of this instruction.
- The MOVPRFX must specify the same destination register as this instruction.
- The destination register must not refer to architectural register state referenced by any other source operand register of this instruction.

Internal version only: aarchmrs v2025-03_rel, pseudocode v2025-03_rel ; Build timestamp: 2025-03-21T17:41

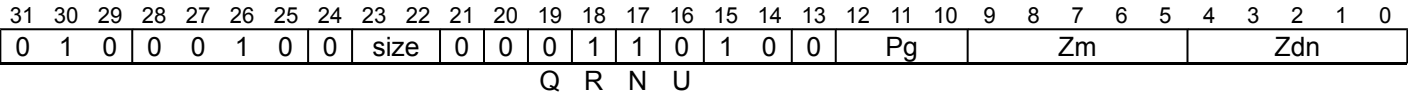
Copyright © 2010-2025 Arm Limited or its affiliates. All rights reserved. This document is Non-Confidential.

SRSHLR

Signed rounding shift left reversed vectors (predicated)

Shift active signed elements of the second source vector by corresponding elements of the first source vector and destructively place the rounded results in the corresponding elements of the first source vector. A positive shift amount performs a left shift, otherwise a right shift by the negated shift amount is performed. Inactive elements in the destination vector register remain unmodified.

SVE2
(FEAT_SVE2 || FEAT_SME)



Encoding

SRSHLR <Zdn>.<T>, <Pg>/M, <Zdn>.<T>, <Zm>.<T>

Decode for this encoding

```
if !IsFeatureImplemented(FEAT_SVE2) && !IsFeatureImplemented(FEAT_SME) then
    EndOfDecode(Decode_UNDEF);
constant integer esize = 8 << UInt(size);
constant integer g = UInt(Pg);
constant integer m = UInt(Zm);
constant integer dn = UInt(Zdn);
```

Assembler Symbols

<Zdn> Is the name of the first source and destination scalable vector register, encoded in the "Zdn" field.

<T> Is the size specifier, encoded in "size":

size	<T>
00	B
01	H
10	S
11	D

<Pg> Is the name of the governing scalable predicate register P0-P7, encoded in the "Pg" field.

<Zm> Is the name of the second source scalable vector register, encoded in the "Zm" field.

Operation

```
CheckSVEEnabled();
constant integer VL = CurrentVL;
constant integer PL = VL DIV 8;
constant integer elements = VL DIV esize;
constant bits(PL) mask = P[g, PL];
constant bits(VL) operand1 = if AnyActiveElement(mask, esize) then Z[m, VL] else Zeros(VL);
constant bits(VL) operand2 = Z[dn, VL];
bits(VL) result;

for e = 0 to elements-1
    if ActivePredicateElement(mask, e, esize) then
        constant integer element = SInt(Elem[operand1, e, esize]);
        integer shift = ShiftSat(SInt(Elem[operand2, e, esize]), esize);
        integer res;
        if shift >= 0 then
            res = element << shift;
        else
            shift = -shift;
            res = (element + (1 << (shift - 1))) >> shift;
        Elem[result, e, esize] = res<esize-1:0>;
    else
        Elem[result, e, esize] = Elem[operand2, e, esize];

Z[dn, VL] = result;
```

Operational information

This instruction might be immediately preceded in program order by a MOVPRFX instruction. The MOVPRFX must conform to all of the following requirements, otherwise the behavior of the MOVPRFX and this instruction is CONSTRAINED UNPREDICTABLE:

- The MOVPRFX can be predicated or unpredicated.
- A predicated MOVPRFX must use the same governing predicate register as this instruction.
- A predicated MOVPRFX must use the larger of the destination element size and first source element size in the preferred disassembly of this instruction.
- The MOVPRFX must specify the same destination register as this instruction.
- The destination register must not refer to architectural register state referenced by any other source operand register of this instruction.

Internal version only: aarchmrs v2025-03_rel, pseudocode v2025-03_rel ; Build timestamp: 2025-03-21T17:41

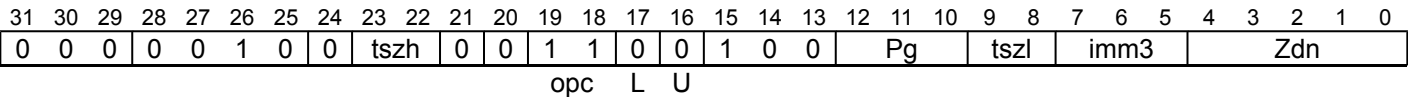
Copyright © 2010-2025 Arm Limited or its affiliates. All rights reserved. This document is Non-Confidential.

SRSHR

Signed rounding shift right by immediate

Shift right by immediate each active signed element of the source vector, and destructively place the rounded results in the corresponding elements of the source vector. The immediate shift amount is an unsigned value in the range 1 to number of bits per element. Inactive elements in the destination vector register remain unmodified.

SVE2
(FEAT_SVE2 || FEAT_SME)



Encoding

SRSHR <Zdn>.<T>, <Pg>/M, <Zdn>.<T>, #<const>

Decode for this encoding

```
if !IsFeatureImplemented(FEAT_SVE2) && !IsFeatureImplemented(FEAT_SME) then
    EndOfDecode(Decode_UNDEF);
constant bits(4) tsize = tszh:tszl;
if tsize == '0000' then EndOfDecode(Decode_UNDEF);
constant integer esize = 8 << HighestSetBit(tsize);
constant integer g = UInt(Pg);
constant integer dn = UInt(Zdn);
constant integer shift = (2 * esize) - UInt(tsize:imm3);
```

Assembler Symbols

<Zdn> Is the name of the source and destination scalable vector register, encoded in the "Zdn" field.

<T> Is the size specifier, encoded in "tszh:tszl":

tszh	tszl	<T>
00	00	RESERVED
00	01	B
00	1x	H
01	xx	S
1x	xx	D

<Pg> Is the name of the governing scalable predicate register P0-P7, encoded in the "Pg" field.

<const> Is the immediate shift amount, in the range 1 to number of bits per element, encoded in "tszh:tszl:imm3".

Operation

```
CheckSVEEnabled();
constant integer VL = CurrentVL;
constant integer PL = VL DIV 8;
constant integer elements = VL DIV esize;
constant bits(VL) operand1 = Z[dn, VL];
constant bits(PL) mask = P[g, PL];
bits(VL) result;

for e = 0 to elements-1
    constant integer element1 = SInt(Elem[operand1, e, esize]);
    if ActivePredicateElement(mask, e, esize) then
        constant integer res = (element1 + (1 << (shift - 1))) >> shift;
        Elem[result, e, esize] = res<esize-1:0>;
    else
        Elem[result, e, esize] = Elem[operand1, e, esize];

Z[dn, VL] = result;
```

Operational information

This instruction might be immediately preceded in program order by a MOVPRFX instruction. The MOVPRFX must conform to all of the following requirements, otherwise the behavior of the MOVPRFX and this instruction is CONSTRAINED UNPREDICTABLE:

- The MOVPRFX can be predicated or unpredicated.
- A predicated MOVPRFX must use the same governing predicate register as this instruction.
- A predicated MOVPRFX must use the larger of the destination element size and first source element size in the preferred disassembly of this instruction.
- The MOVPRFX must specify the same destination register as this instruction.
- The destination register must not refer to architectural register state referenced by any other source operand register of this instruction.

Internal version only: aarchmrs v2025-03_rel, pseudocode v2025-03_rel ; Build timestamp: 2025-03-21T17:41

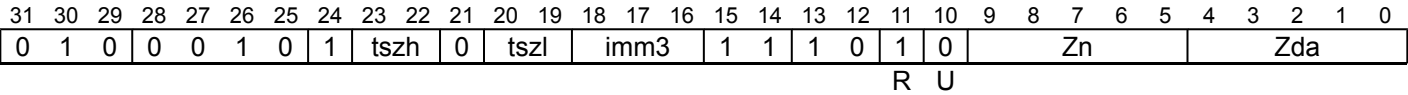
Copyright © 2010-2025 Arm Limited or its affiliates. All rights reserved. This document is Non-Confidential.

SRSRA

Signed rounding shift right and accumulate (immediate)

Shift right by immediate each signed element of the source vector, preserving the sign bit, and add the rounded intermediate result destructively to the corresponding elements of the addend vector. The immediate shift amount is an unsigned value in the range 1 to number of bits per element. This instruction is unpredicated.

SVE2
(FEAT_SVE2 || FEAT_SME)



Encoding

```
SRSRA <Zda>.<T>, <Zn>.<T>, #<const>
```

Decode for this encoding

```
if !IsFeatureImplemented(FEAT_SVE2) && !IsFeatureImplemented(FEAT_SME) then
    EndOfDecode(Decode_UNDEF);
constant bits(4) tsize = tszh:tszl;
if tsize == '0000' then EndOfDecode(Decode_UNDEF);
constant integer esize = 8 << HighestSetBit(tsize);
constant integer n = UInt(Zn);
constant integer da = UInt(Zda);
constant integer shift = (2 * esize) - UInt(tsize:imm3);
```

Assembler Symbols

<Zda> Is the name of the third source and destination scalable vector register, encoded in the "Zda" field.

<T> Is the size specifier, encoded in "tszh:tszl":

tszh	tszl	<T>
00	00	RESERVED
00	01	B
00	1x	H
01	xx	S
1x	xx	D

<Zn> Is the name of the first source scalable vector register, encoded in the "Zn" field.

<const> Is the immediate shift amount, in the range 1 to number of bits per element, encoded in "tszh:tszl:imm3".

Operation

```
CheckSVEEnabled();
constant integer VL = CurrentVL;
constant integer elements = VL DIV esize;
constant bits(VL) operand1 = Z[n, VL];
constant bits(VL) operand2 = Z[da, VL];
bits(VL) result;

for e = 0 to elements-1
    constant integer element = (SInt(Elem[operand1, e, esize]) + (1 << (shift - 1))) >> shift;
    Elem[result, e, esize] = Elem[operand2, e, esize] + element<esize-1:0>;
Z[da, VL] = result;
```

Operational information

This instruction might be immediately preceded in program order by a `MOVPRFX` instruction. The `MOVPRFX` must conform to all of the following requirements, otherwise the behavior of the `MOVPRFX` and this instruction is **CONSTRAINED UNPREDICTABLE**:

- The `MOVPRFX` must be unpredicated.
- The `MOVPRFX` must specify the same destination register as this instruction.
- The destination register must not refer to architectural register state referenced by any other source operand register of this instruction.

Internal version only: aarchmrs v2025-03_rel, pseudocode v2025-03_rel ; Build timestamp: 2025-03-21T17:41

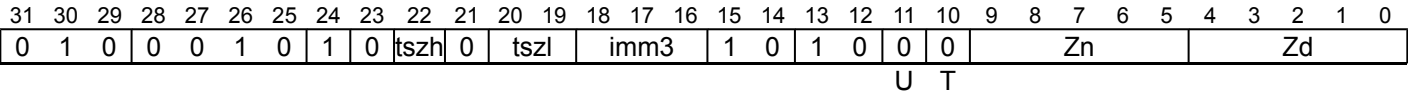
Copyright © 2010-2025 Arm Limited or its affiliates. All rights reserved. This document is Non-Confidential.

SSHLLB

Signed shift left long by immediate (bottom)

Shift left by immediate each even-numbered signed element of the source vector, and place the results in the overlapping double-width elements of the destination vector. The immediate shift amount is an unsigned value in the range 0 to number of bits per element minus 1. This instruction is unpredicated.

SVE2
(FEAT_SVE2 || FEAT_SME)



Encoding

SSHLLB <Zd>.<T>, <Zn>.<Tb>, #<const>

Decode for this encoding

```
if !IsFeatureImplemented(FEAT_SVE2) && !IsFeatureImplemented(FEAT_SME) then
    EndOfDecode(Decode_UNDEF);
constant bits(3) tsize = tszh:tszl;
if tsize == '000' then EndOfDecode(Decode_UNDEF);
constant integer esize = 8 << HighestSetBit(tsize);
constant integer n = UInt(Zn);
constant integer d = UInt(Zd);
constant integer shift = UInt(tsize:imm3) - esize;
```

Assembler Symbols

<Zd> Is the name of the destination scalable vector register, encoded in the "Zd" field.

<T> Is the size specifier, encoded in “tszh:tszl”:

tszh	tszl	<T>
0	00	RESERVED
0	01	H
0	1x	S
1	xx	D

<Zn> Is the name of the source scalable vector register, encoded in the "Zn" field.

<Tb> Is the size specifier, encoded in “tszh:tszl”:

tszh	tszl	<Tb>
0	00	RESERVED
0	01	B
0	1x	H
1	xx	S

<const> Is the immediate shift amount, in the range 0 to number of bits per element minus 1, encoded in "tszh:tszl:imm3".

Operation

```
CheckSVEEnabled();
constant integer VL = CurrentVL;
constant integer elements = VL DIV (2 * esize);
constant bits(VL) operand = Z[n, VL];
bits(VL) result;

for e = 0 to elements-1
    constant bits(esize) element = Elem[operand, 2*e + 0, esize];
    constant integer shifted_value = SInt(element) << shift;
    Elem[result, e, 2*esize] = shifted_value<2*esize-1:0>;

Z[d, VL] = result;
```

Operational information

If PSTATE.DIT is 1:

- The execution time of this instruction is independent of:
 - The values of the data supplied in any of its registers.
 - The values of the NZCV flags.
- The response of this instruction to asynchronous exceptions does not vary based on:
 - The values of the data supplied in any of its registers.
 - The values of the NZCV flags.

Internal version only: aarchmrs v2025-03_rel, pseudocode v2025-03_rel ; Build timestamp: 2025-03-21T17:41

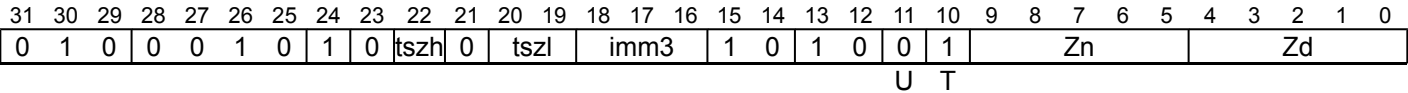
Copyright © 2010-2025 Arm Limited or its affiliates. All rights reserved. This document is Non-Confidential.

SSHLLT

Signed shift left long by immediate (top)

Shift left by immediate each odd-numbered signed element of the source vector, and place the results in the overlapping double-width elements of the destination vector. The immediate shift amount is an unsigned value in the range 0 to number of bits per element minus 1. This instruction is unpredicated.

SVE2
(FEAT_SVE2 || FEAT_SME)



Encoding

SSHLLT <Zd>.<T>, <Zn>.<Tb>, #<const>

Decode for this encoding

```
if !IsFeatureImplemented(FEAT_SVE2) && !IsFeatureImplemented(FEAT_SME) then
    EndOfDecode(Decode_UNDEF);
constant bits(3) tsize = tsh:tsl;
if tsize == '000' then EndOfDecode(Decode_UNDEF);
constant integer esize = 8 << HighestSetBit(tsize);
constant integer n = UInt(Zn);
constant integer d = UInt(Zd);
constant integer shift = UInt(tsize:imm3) - esize;
```

Assembler Symbols

<Zd> Is the name of the destination scalable vector register, encoded in the "Zd" field.

<T> Is the size specifier, encoded in “tsh:tsl”:

tsh	tsl	<T>
0	00	RESERVED
0	01	H
0	1x	S
1	xx	D

<Zn> Is the name of the source scalable vector register, encoded in the "Zn" field.

<Tb> Is the size specifier, encoded in “tsh:tsl”:

tsh	tsl	<Tb>
0	00	RESERVED
0	01	B
0	1x	H
1	xx	S

<const> Is the immediate shift amount, in the range 0 to number of bits per element minus 1, encoded in "tsh:tsl:imm3".

Operation

```
CheckSVEEnabled();
constant integer VL = CurrentVL;
constant integer elements = VL DIV (2 * esize);
constant bits(VL) operand = Z[n, VL];
bits(VL) result;

for e = 0 to elements-1
    constant bits(esize) element = Elem[operand, 2*e + 1, esize];
    constant integer shifted_value = SInt(element) << shift;
    Elem[result, e, 2*esize] = shifted_value<2*esize-1:0>;

Z[d, VL] = result;
```

Operational information

If PSTATE.DIT is 1:

- The execution time of this instruction is independent of:
 - The values of the data supplied in any of its registers.
 - The values of the NZCV flags.
- The response of this instruction to asynchronous exceptions does not vary based on:
 - The values of the data supplied in any of its registers.
 - The values of the NZCV flags.

Internal version only: aarchmrs v2025-03_rel, pseudocode v2025-03_rel ; Build timestamp: 2025-03-21T17:41

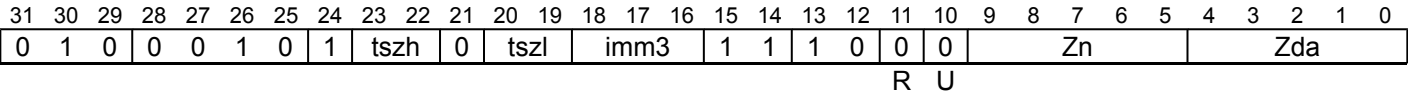
Copyright © 2010-2025 Arm Limited or its affiliates. All rights reserved. This document is Non-Confidential.

SSRA

Signed shift right and accumulate (immediate)

Shift right by immediate each signed element of the source vector, preserving the sign bit, and add the truncated intermediate result destructively to the corresponding elements of the addend vector. The immediate shift amount is an unsigned value in the range 1 to number of bits per element. This instruction is unpredicated.

SVE2
(FEAT_SVE2 || FEAT_SME)



Encoding

SSRA <Zda>.<T>, <Zn>.<T>, #<const>

Decode for this encoding

```
if !IsFeatureImplemented(FEAT_SVE2) && !IsFeatureImplemented(FEAT_SME) then
    EndOfDecode(Decode_UNDEF);
constant bits(4) tsize = tszh:tszl;
if tsize == '0000' then EndOfDecode(Decode_UNDEF);
constant integer esize = 8 << HighestSetBit(tsize);
constant integer n = UInt(Zn);
constant integer da = UInt(Zda);
constant integer shift = (2 * esize) - UInt(tsize:imm3);
```

Assembler Symbols

<Zda> Is the name of the third source and destination scalable vector register, encoded in the "Zda" field.

<T> Is the size specifier, encoded in "tszh:tszl":

tszh	tszl	<T>
00	00	RESERVED
00	01	B
00	1x	H
01	xx	S
1x	xx	D

<Zn> Is the name of the first source scalable vector register, encoded in the "Zn" field.

<const> Is the immediate shift amount, in the range 1 to number of bits per element, encoded in "tszh:tszl:imm3".

Operation

```
CheckSVEEnabled();
constant integer VL = CurrentVL;
constant integer elements = VL DIV esize;
constant bits(VL) operand1 = Z[n, VL];
constant bits(VL) operand2 = Z[da, VL];
bits(VL) result;

for e = 0 to elements-1
    constant integer element = SInt(Elem[operand1, e, esize]) >> shift;
    Elem[result, e, esize] = Elem[operand2, e, esize] + element<esize-1:0>;
Z[da, VL] = result;
```

Operational information

If PSTATE.DIT is 1:

- The execution time of this instruction is independent of:
 - The values of the data supplied in any of its registers.
 - The values of the NZCV flags.
- The response of this instruction to asynchronous exceptions does not vary based on:
 - The values of the data supplied in any of its registers.
 - The values of the NZCV flags.

This instruction might be immediately preceded in program order by a `MOVPRFX` instruction. The `MOVPRFX` must conform to all of the following requirements, otherwise the behavior of the `MOVPRFX` and this instruction is **CONSTRAINED UNPREDICTABLE**:

- The `MOVPRFX` must be unpredicated.
- The `MOVPRFX` must specify the same destination register as this instruction.
- The destination register must not refer to architectural register state referenced by any other source operand register of this instruction.

Internal version only: aarchmrs v2025-03_rel, pseudocode v2025-03_rel ; Build timestamp: 2025-03-21T17:41

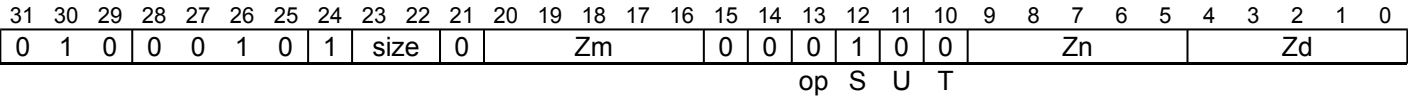
Copyright © 2010-2025 Arm Limited or its affiliates. All rights reserved. This document is Non-Confidential.

SSUBLB

Signed subtract long (bottom)

Subtract the even-numbered signed elements of the second source vector from the corresponding signed elements of the first source vector, and place the results in the overlapping double-width elements of the destination vector. This instruction is unpredicated.

SVE2
(FEAT_SVE2 || FEAT_SME)



Encoding

```
SSUBLB <Zd>.<T>, <Zn>.<Tb>, <Zm>.<Tb>
```

Decode for this encoding

```
if !IsFeatureImplemented(FEAT_SVE2) && !IsFeatureImplemented(FEAT_SME) then
    EndOfDecode(Decode_UNDEF);
if size == '00' then EndOfDecode(Decode_UNDEF);
constant integer esize = 8 << UInt(size);
constant integer n = UInt(Zn);
constant integer m = UInt(Zm);
constant integer d = UInt(Zd);
constant integer sel1 = 0;
constant integer sel2 = 0;
constant boolean unsigned = FALSE;
```

Assembler Symbols

<Zd> Is the name of the destination scalable vector register, encoded in the "Zd" field.

<T> Is the size specifier, encoded in “size”:

size	<T>
00	RESERVED
01	H
10	S
11	D

<Zn> Is the name of the first source scalable vector register, encoded in the "Zn" field.

<Tb> Is the size specifier, encoded in “size”:

size	<Tb>
00	RESERVED
01	B
10	H
11	S

<Zm> Is the name of the second source scalable vector register, encoded in the "Zm" field.

Operation

```
CheckSVEEnabled();
constant integer VL = CurrentVL;
constant integer elements = VL DIV esize;
constant bits(VL) operand1 = Z[n, VL];
constant bits(VL) operand2 = Z[m, VL];
bits(VL) result;

for e = 0 to elements-1
    constant integer element1 = Int(Elem[operand1, 2*e + sel1, esize DIV 2], unsigned);
    constant integer element2 = Int(Elem[operand2, 2*e + sel2, esize DIV 2], unsigned);
    constant integer res = element1 - element2;
    Elem[result, e, esize] = res<esize-1:0>;

Z[d, VL] = result;
```

Operational information

If PSTATE.DIT is 1:

- The execution time of this instruction is independent of:
 - The values of the data supplied in any of its registers.
 - The values of the NZCV flags.
- The response of this instruction to asynchronous exceptions does not vary based on:
 - The values of the data supplied in any of its registers.
 - The values of the NZCV flags.

Internal version only: aarchmrs v2025-03_rel, pseudocode v2025-03_rel ; Build timestamp: 2025-03-21T17:41

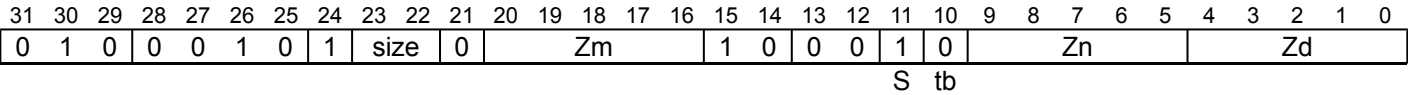
Copyright © 2010-2025 Arm Limited or its affiliates. All rights reserved. This document is Non-Confidential.

SSUBLBT

Signed subtract long (bottom - top)

Subtract the odd-numbered signed elements of the second source vector from the even-numbered signed elements of the first source vector, and place the results in the overlapping double-width elements of the destination vector. This instruction is unpredicated.

SVE2
(FEAT_SVE2 || FEAT_SME)



Encoding

SSUBLBT <Zd>.<T>, <Zn>.<Tb>, <Zm>.<Tb>

Decode for this encoding

```
if !IsFeatureImplemented(FEAT_SVE2) && !IsFeatureImplemented(FEAT_SME) then
    EndOfDecode(Decode_UNDEF);
if size == '00' then EndOfDecode(Decode_UNDEF);
constant integer esize = 8 << UInt(size);
constant integer n = UInt(Zn);
constant integer m = UInt(Zm);
constant integer d = UInt(Zd);
constant integer sel1 = 0;
constant integer sel2 = 1;
constant boolean unsigned = FALSE;
```

Assembler Symbols

<Zd> Is the name of the destination scalable vector register, encoded in the "Zd" field.

<T> Is the size specifier, encoded in “size”:

size	<T>
00	RESERVED
01	H
10	S
11	D

<Zn> Is the name of the first source scalable vector register, encoded in the "Zn" field.

<Tb> Is the size specifier, encoded in “size”:

size	<Tb>
00	RESERVED
01	B
10	H
11	S

<Zm> Is the name of the second source scalable vector register, encoded in the "Zm" field.

Operation

```
CheckSVEEnabled();
constant integer VL = CurrentVL;
constant integer elements = VL DIV esize;
constant bits(VL) operand1 = Z[n, VL];
constant bits(VL) operand2 = Z[m, VL];
bits(VL) result;

for e = 0 to elements-1
    constant integer element1 = Int(Elem[operand1, 2*e + sel1, esize DIV 2], unsigned);
    constant integer element2 = Int(Elem[operand2, 2*e + sel2, esize DIV 2], unsigned);
    constant integer res = element1 - element2;
    Elem[result, e, esize] = res<esize-1:0>;

Z[d, VL] = result;
```

Operational information

If PSTATE.DIT is 1:

- The execution time of this instruction is independent of:
 - The values of the data supplied in any of its registers.
 - The values of the NZCV flags.
- The response of this instruction to asynchronous exceptions does not vary based on:
 - The values of the data supplied in any of its registers.
 - The values of the NZCV flags.

Internal version only: aarchmrs v2025-03_rel, pseudocode v2025-03_rel ; Build timestamp: 2025-03-21T17:41

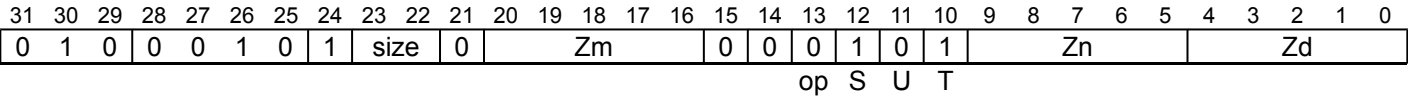
Copyright © 2010-2025 Arm Limited or its affiliates. All rights reserved. This document is Non-Confidential.

SSUBLT

Signed subtract long (top)

Subtract the odd-numbered signed elements of the second source vector from the corresponding signed elements of the first source vector, and place the results in the overlapping double-width elements of the destination vector. This instruction is unpredicated.

SVE2
(FEAT_SVE2 || FEAT_SME)



Encoding

SSUBLT <Zd>.<T>, <Zn>.<Tb>, <Zm>.<Tb>

Decode for this encoding

```
if !IsFeatureImplemented(FEAT_SVE2) && !IsFeatureImplemented(FEAT_SME) then
    EndOfDecode(Decode_UNDEF);
if size == '00' then EndOfDecode(Decode_UNDEF);
constant integer esize = 8 << UInt(size);
constant integer n = UInt(Zn);
constant integer m = UInt(Zm);
constant integer d = UInt(Zd);
constant integer sel1 = 1;
constant integer sel2 = 1;
constant boolean unsigned = FALSE;
```

Assembler Symbols

<Zd> Is the name of the destination scalable vector register, encoded in the "Zd" field.

<T> Is the size specifier, encoded in “size”:

size	<T>
00	RESERVED
01	H
10	S
11	D

<Zn> Is the name of the first source scalable vector register, encoded in the "Zn" field.

<Tb> Is the size specifier, encoded in “size”:

size	<Tb>
00	RESERVED
01	B
10	H
11	S

<Zm> Is the name of the second source scalable vector register, encoded in the "Zm" field.

Operation

```
CheckSVEEnabled();
constant integer VL = CurrentVL;
constant integer elements = VL DIV esize;
constant bits(VL) operand1 = Z[n, VL];
constant bits(VL) operand2 = Z[m, VL];
bits(VL) result;

for e = 0 to elements-1
    constant integer element1 = Int(Elem[operand1, 2*e + sel1, esize DIV 2], unsigned);
    constant integer element2 = Int(Elem[operand2, 2*e + sel2, esize DIV 2], unsigned);
    constant integer res = element1 - element2;
    Elem[result, e, esize] = res<esize-1:0>;

Z[d, VL] = result;
```

Operational information

If PSTATE.DIT is 1:

- The execution time of this instruction is independent of:
 - The values of the data supplied in any of its registers.
 - The values of the NZCV flags.
- The response of this instruction to asynchronous exceptions does not vary based on:
 - The values of the data supplied in any of its registers.
 - The values of the NZCV flags.

Internal version only: aarchmrs v2025-03_rel, pseudocode v2025-03_rel ; Build timestamp: 2025-03-21T17:41

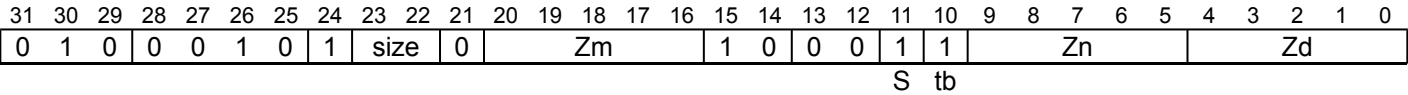
Copyright © 2010-2025 Arm Limited or its affiliates. All rights reserved. This document is Non-Confidential.

SSUBLTB

Signed subtract long (top - bottom)

Subtract the even-numbered signed elements of the second source vector from the odd-numbered signed elements of the first source vector, and place the results in the overlapping double-width elements of the destination vector. This instruction is unpredicated.

SVE2
(FEAT_SVE2 || FEAT_SME)



Encoding

SSUBLTB <Zd>.<T>, <Zn>.<Tb>, <Zm>.<Tb>

Decode for this encoding

```
if !IsFeatureImplemented(FEAT_SVE2) && !IsFeatureImplemented(FEAT_SME) then
    EndOfDecode(Decode_UNDEF);
if size == '00' then EndOfDecode(Decode_UNDEF);
constant integer esize = 8 << UInt(size);
constant integer n = UInt(Zn);
constant integer m = UInt(Zm);
constant integer d = UInt(Zd);
constant integer sel1 = 1;
constant integer sel2 = 0;
constant boolean unsigned = FALSE;
```

Assembler Symbols

<Zd> Is the name of the destination scalable vector register, encoded in the "Zd" field.

<T> Is the size specifier, encoded in “size”:

size	<T>
00	RESERVED
01	H
10	S
11	D

<Zn> Is the name of the first source scalable vector register, encoded in the "Zn" field.

<Tb> Is the size specifier, encoded in “size”:

size	<Tb>
00	RESERVED
01	B
10	H
11	S

<Zm> Is the name of the second source scalable vector register, encoded in the "Zm" field.

Operation

```
CheckSVEEnabled();
constant integer VL = CurrentVL;
constant integer elements = VL DIV esize;
constant bits(VL) operand1 = Z[n, VL];
constant bits(VL) operand2 = Z[m, VL];
bits(VL) result;

for e = 0 to elements-1
    constant integer element1 = Int(Elem[operand1, 2*e + sel1, esize DIV 2], unsigned);
    constant integer element2 = Int(Elem[operand2, 2*e + sel2, esize DIV 2], unsigned);
    constant integer res = element1 - element2;
    Elem[result, e, esize] = res<esize-1:0>;

Z[d, VL] = result;
```

Operational information

If PSTATE.DIT is 1:

- The execution time of this instruction is independent of:
 - The values of the data supplied in any of its registers.
 - The values of the NZCV flags.
- The response of this instruction to asynchronous exceptions does not vary based on:
 - The values of the data supplied in any of its registers.
 - The values of the NZCV flags.

Internal version only: aarchmrs v2025-03_rel, pseudocode v2025-03_rel ; Build timestamp: 2025-03-21T17:41

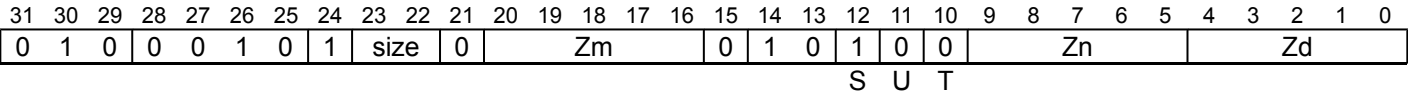
Copyright © 2010-2025 Arm Limited or its affiliates. All rights reserved. This document is Non-Confidential.

SSUBWB

Signed subtract wide (bottom)

Subtract the even-numbered signed elements of the second source vector from the overlapping double-width elements of the first source vector and place the results in the corresponding double-width elements of the destination vector. This instruction is unpredicated.

SVE2
(FEAT_SVE2 || FEAT_SME)



Encoding

SSUBWB <Zd>.<T>, <Zn>.<T>, <Zm>.<Tb>

Decode for this encoding

```
if !IsFeatureImplemented(FEAT_SVE2) && !IsFeatureImplemented(FEAT_SME) then
    EndOfDecode(Decode_UNDEF);
if size == '00' then EndOfDecode(Decode_UNDEF);
constant integer esize = 8 << UInt(size);
constant integer n = UInt(Zn);
constant integer m = UInt(Zm);
constant integer d = UInt(Zd);
```

Assembler Symbols

<Zd> Is the name of the destination scalable vector register, encoded in the "Zd" field.

<T> Is the size specifier, encoded in “size”:

size	<T>
00	RESERVED
01	H
10	S
11	D

<Zn> Is the name of the first source scalable vector register, encoded in the "Zn" field.

<Zm> Is the name of the second source scalable vector register, encoded in the "Zm" field.

<Tb> Is the size specifier, encoded in “size”:

size	<Tb>
00	RESERVED
01	B
10	H
11	S

Operation

```
CheckSVEEnabled();
constant integer VL = CurrentVL;
constant integer elements = VL DIV esize;
constant bits(VL) operand1 = Z[n, VL];
constant bits(VL) operand2 = Z[m, VL];
bits(VL) result;

for e = 0 to elements-1
    constant integer element1 = SInt(Elem[operand1, e, esize]);
    constant integer element2 = SInt(Elem[operand2, 2*e + 0, esize DIV 2]);
    Elem[result, e, esize] = (element1 - element2)<esize-1:0>;

Z[d, VL] = result;
```

Operational information

If PSTATE.DIT is 1:

- The execution time of this instruction is independent of:
 - The values of the data supplied in any of its registers.
 - The values of the NZCV flags.
- The response of this instruction to asynchronous exceptions does not vary based on:
 - The values of the data supplied in any of its registers.
 - The values of the NZCV flags.

Internal version only: aarchmrs v2025-03_rel, pseudocode v2025-03_rel ; Build timestamp: 2025-03-21T17:41

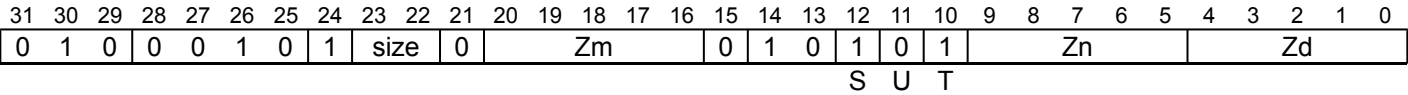
Copyright © 2010-2025 Arm Limited or its affiliates. All rights reserved. This document is Non-Confidential.

SSUBWT

Signed subtract wide (top)

Subtract the even-numbered signed elements of the second source vector from the overlapping double-width elements of the first source vector and place the results in the corresponding double-width elements of the destination vector. This instruction is unpredicated.

SVE2
(FEAT_SVE2 || FEAT_SME)



Encoding

SSUBWT <Zd>.<T>, <Zn>.<T>, <Zm>.<Tb>

Decode for this encoding

```
if !IsFeatureImplemented(FEAT_SVE2) && !IsFeatureImplemented(FEAT_SME) then
    EndOfDecode(Decode_UNDEF);
if size == '00' then EndOfDecode(Decode_UNDEF);
constant integer esize = 8 << UInt(size);
constant integer n = UInt(Zn);
constant integer m = UInt(Zm);
constant integer d = UInt(Zd);
```

Assembler Symbols

<Zd> Is the name of the destination scalable vector register, encoded in the "Zd" field.

<T> Is the size specifier, encoded in “size”:

size	<T>
00	RESERVED
01	H
10	S
11	D

<Zn> Is the name of the first source scalable vector register, encoded in the "Zn" field.

<Zm> Is the name of the second source scalable vector register, encoded in the "Zm" field.

<Tb> Is the size specifier, encoded in “size”:

size	<Tb>
00	RESERVED
01	B
10	H
11	S

Operation

```
CheckSVEEnabled();
constant integer VL = CurrentVL;
constant integer elements = VL DIV esize;
constant bits(VL) operand1 = Z[n, VL];
constant bits(VL) operand2 = Z[m, VL];
bits(VL) result;

for e = 0 to elements-1
    constant integer element1 = SInt(Elem[operand1, e, esize]);
    constant integer element2 = SInt(Elem[operand2, 2*e + 1, esize DIV 2]);
    Elem[result, e, esize] = (element1 - element2)<esize-1:0>;

Z[d, VL] = result;
```

Operational information

If PSTATE.DIT is 1:

- The execution time of this instruction is independent of:
 - The values of the data supplied in any of its registers.
 - The values of the NZCV flags.
- The response of this instruction to asynchronous exceptions does not vary based on:
 - The values of the data supplied in any of its registers.
 - The values of the NZCV flags.

Internal version only: aarchmrs v2025-03_rel, pseudocode v2025-03_rel ; Build timestamp: 2025-03-21T17:41

Copyright © 2010-2025 Arm Limited or its affiliates. All rights reserved. This document is Non-Confidential.

ST1B (scalar plus immediate, consecutive registers)

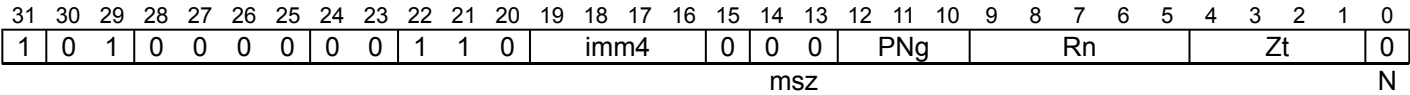
Contiguous store of bytes from multiple consecutive vectors (immediate index)

This instruction performs a contiguous store of bytes from elements of two or four consecutive vector registers to the memory address generated by a 64-bit scalar base and immediate index which is multiplied by the vector's in-memory size, irrespective of predication, and added to the base address. Inactive elements are not written to memory.

It has encodings from 2 classes: [Two registers](#) and [Four registers](#)

Two registers

(FEAT_SME2 || FEAT_SVE2p1)



Encoding

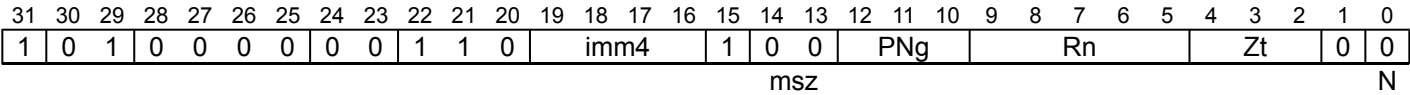
ST1B { <Zt1>.B-<Zt2>.B }, <PNg>, [<Xn|SP>{, #<imm>, MUL VL}]

Decode for this encoding

```
if !IsFeatureImplemented(FEAT_SME2) && !IsFeatureImplemented(FEAT_SVE2p1) then
    EndOfDecode(Decode_UNDEF);
constant integer n = UInt(Rn);
constant integer g = UInt('1':PNg);
constant integer nreg = 2;
constant integer t = UInt(Zt:'0');
constant integer esize = 8;
constant integer offset = SInt(imm4);
```

Four registers

(FEAT_SME2 || FEAT_SVE2p1)



Encoding

ST1B { <Zt1>.B-<Zt4>.B }, <PNg>, [<Xn|SP>{, #<imm>, MUL VL}]

Decode for this encoding

```
if !IsFeatureImplemented(FEAT_SME2) && !IsFeatureImplemented(FEAT_SVE2p1) then
    EndOfDecode(Decode_UNDEF);
constant integer n = UInt(Rn);
constant integer g = UInt('1':PNg);
constant integer nreg = 4;
constant integer t = UInt(Zt:'00');
constant integer esize = 8;
constant integer offset = SInt(imm4);
```

Assembler Symbols

- <Zt1>
- For the "Two registers" variant: is the name of the first scalable vector register to be transferred, encoded as "Zt" times 2.
For the "Four registers" variant: is the name of the first scalable vector register to be transferred, encoded as "Zt" times 4.
- <Zt2>
- Is the name of the second scalable vector register to be transferred, encoded as "Zt" times 2 plus 1.

<PNg>	Is the name of the governing scalable predicate register PN8-PN15, with predicate-as-counter encoding, encoded in the "PNg" field.
<Xn SP>	Is the 64-bit name of the general-purpose base register or stack pointer, encoded in the "Rn" field.
<imm>	For the "Two registers" variant: is the optional signed immediate vector offset, a multiple of 2 in the range -16 to 14, defaulting to 0, encoded in the "imm4" field. For the "Four registers" variant: is the optional signed immediate vector offset, a multiple of 4 in the range -32 to 28, defaulting to 0, encoded in the "imm4" field.
<Zt4>	Is the name of the fourth scalable vector register to be transferred, encoded as "Zt" times 4 plus 3.

Operation

```

if IsFeatureImplemented(FEAT_SVE2p1) then CheckSVEEnabled\(\); else CheckStreamingSVEEnabled\(\);
constant integer VL = CurrentVL;
constant integer PL = VL DIV 8;
constant integer elements = VL DIV esize;
constant integer mbytes = esize DIV 8;
bits(64) base;
bits(64) addr;
bits(VL) src;
constant bits(PL) pred = P[g, PL];
constant bits(PL * nreg) mask = CounterToPredicate(pred<15:0>, PL * nreg);
constant boolean contiguous = TRUE;
constant boolean nontemporal = FALSE;
constant integer transfer = t;
constant boolean tagchecked = n != 31;
constant AccessDescriptor accdesc = CreateAccDescSVE(MemOp_STORE, nontemporal, contiguous,
                                                    tagchecked);

if !AnyActiveElement(mask, esize) then
    if n == 31 && ConstrainUnpredictableBool(Unpredictable\_CHECKSPNONEACTIVE) then
        CheckSPAlignment();
else
    if n == 31 then CheckSPAlignment();

base = if n == 31 then SP[64] else X[n, 64];
addr = AddressAdd(base, offset * nreg * elements * mbytes, accdesc);

for r = 0 to nreg-1
    src = Z[transfer+r, VL];
    for e = 0 to elements-1
        if ActivePredicateElement(mask, r * elements + e, esize) then
            Mem[addr, mbytes, accdesc] = Elem[src, e, esize];
        addr = AddressIncrement(addr, mbytes, accdesc);

```

Operational information

If PSTATE.DIT is 1, the timing of this instruction is insensitive to the value of the data being loaded or stored when its governing predicate register contains the same value for each execution.

Internal version only: aarchmrs v2025-03_rel, pseudocode v2025-03_rel ; Build timestamp: 2025-03-21T17:41

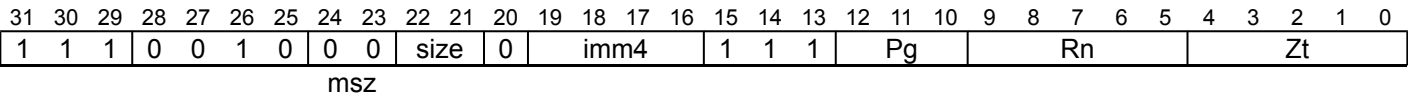
Copyright © 2010-2025 Arm Limited or its affiliates. All rights reserved. This document is Non-Confidential.

ST1B (scalar plus immediate, single register)

Contiguous store bytes from vector (immediate index)

Contiguous store of bytes from elements of a vector register to the memory address generated by a 64-bit scalar base and immediate index in the range -8 to 7 which is multiplied by the vector's in-memory size, irrespective of predication, and added to the base address. Inactive elements are not written to memory.

SVE
(FEAT_SVE || FEAT_SME)



Encoding

```
ST1B { <Zt>.<T> }, <Pg>, [<Xn|SP>{, #<imm>, MUL VL}]
```

Decode for this encoding

```
if !IsFeatureImplemented(FEAT_SVE) && !IsFeatureImplemented(FEAT_SME) then
    EndOfDecode(Decode_UNDEF);
constant integer t = UInt(Zt);
constant integer n = UInt(Rn);
constant integer g = UInt(Pg);
constant integer esize = 8 << UInt(size);
constant integer msize = 8;
constant integer offset = SInt(imm4);
```

Assembler Symbols

<Zt> Is the name of the scalable vector register to be transferred, encoded in the "Zt" field.

<T> Is the size specifier, encoded in "size":

size	<T>
00	B
01	H
10	S
11	D

<Pg> Is the name of the governing scalable predicate register P0-P7, encoded in the "Pg" field.

<Xn|SP> Is the 64-bit name of the general-purpose base register or stack pointer, encoded in the "Rn" field.

<imm> Is the optional signed immediate vector offset, in the range -8 to 7, defaulting to 0, encoded in the "imm4" field.

Operation

```
CheckSVEEnabled();
constant integer VL = CurrentVL;
constant integer PL = VL DIV 8;
constant integer elements = VL DIV esize;
bits(64) base;
constant bits(PL) mask = P[g, PL];
bits(64) addr;
bits(VL) src;
constant integer mbytes = msize DIV 8;
constant boolean contiguous = TRUE;
constant boolean nontemporal = FALSE;
constant boolean tagchecked = n != 31;
constant AccessDescriptor accdesc = CreateAccDescSVE(MemOp\_STORE, nontemporal, contiguous,
                                                    tagchecked);

if !AnyActiveElement(mask, esize) then
    if n == 31 && ConstrainUnpredictableBool(Unpredictable\_CHECKSPNONEACTIVE) then
        CheckSPAlignment();
    else
        if n == 31 then CheckSPAlignment();
        src = Z[t, VL];

base = if n == 31 then SP[64] else X[n, 64];
addr = AddressAdd(base, offset * elements * mbytes, accdesc);

for e = 0 to elements-1
    if ActivePredicateElement(mask, e, esize) then
        Mem[addr, mbytes, accdesc] = Elem[src, e, esize]<msize-1:0>;
        addr = AddressIncrement(addr, mbytes, accdesc);
```

Operational information

If PSTATE.DIT is 1, the timing of this instruction is insensitive to the value of the data being loaded or stored when its governing predicate register contains the same value for each execution.

Internal version only: aarchmrs v2025-03_rel, pseudocode v2025-03_rel ; Build timestamp: 2025-03-21T17:41

Copyright © 2010-2025 Arm Limited or its affiliates. All rights reserved. This document is Non-Confidential.

ST1B (scalar plus scalar, consecutive registers)

Contiguous store of bytes from multiple consecutive vectors (scalar index)

This instruction performs a contiguous store of bytes from elements of two or four consecutive vector registers to the memory address generated by a 64-bit scalar base and scalar index which is added to the base address. After each element access the index value is incremented, but the index register is not updated.

Inactive elements are not written to memory.

It has encodings from 2 classes: [Two registers](#) and [Four registers](#)

Two registers

(FEAT_SME2 || FEAT_SVE2p1)

31	30	29	28	27	26	25	24	23	22	21	20	19	18	17	16	15	14	13	12	11	10	9	8	7	6	5	4	3	2	1	0
1	0	1	0	0	0	0	0	0	0	1	Rm				0	0	0	PNg			Rn				Zt			0			
msz																N															

Encoding

ST1B { <Zt1>.B-<Zt2>.B }, <PNg>, [<Xn|SP>, <Xm>]

Decode for this encoding

```
if !IsFeatureImplemented(FEAT_SME2) && !IsFeatureImplemented(FEAT_SVE2p1) then
    EndOfDecode(Decode_UNDEF);
constant integer n = UInt(Rn);
constant integer m = UInt(Rm);
constant integer g = UInt('1':PNg);
constant integer nreg = 2;
constant integer t = UInt(Zt:'0');
constant integer esize = 8;
```

Four registers

(FEAT_SME2 || FEAT_SVE2p1)

31	30	29	28	27	26	25	24	23	22	21	20	19	18	17	16	15	14	13	12	11	10	9	8	7	6	5	4	3	2	1	0
1	0	1	0	0	0	0	0	0	0	1	Rm					1	0	0	PNg				Rn				Zt			0	0
msz																N															

Encoding

ST1B { <Zt1>.B-<Zt4>.B }, <PNg>, [<Xn|SP>, <Xm>]

Decode for this encoding

```
if !IsFeatureImplemented(FEAT_SME2) && !IsFeatureImplemented(FEAT_SVE2p1) then
    EndOfDecode(Decode_UNDEF);
constant integer n = UInt(Rn);
constant integer m = UInt(Rm);
constant integer g = UInt('1':PNg);
constant integer nreg = 4;
constant integer t = UInt(Zt:'00');
constant integer esize = 8;
```

Assembler Symbols

- <Zt1> For the "Two registers" variant: is the name of the first scalable vector register to be transferred, encoded as "Zt" times 2.
For the "Four registers" variant: is the name of the first scalable vector register to be transferred, encoded as "Zt" times 4.
- <Zt2> Is the name of the second scalable vector register to be transferred, encoded as "Zt" times 2 plus 1.

<PNg>	Is the name of the governing scalable predicate register PN8-PN15, with predicate-as-counter encoding, encoded in the "PNg" field.
<Xn SP>	Is the 64-bit name of the general-purpose base register or stack pointer, encoded in the "Rn" field.
<Xm>	Is the 64-bit name of the general-purpose offset register, encoded in the "Rm" field.
<Zt4>	Is the name of the fourth scalable vector register to be transferred, encoded as "Zt" times 4 plus 3.

Operation

```

if IsFeatureImplemented(FEAT_SVE2p1) then CheckSVEEnabled\(\); else CheckStreamingSVEEnabled\(\);
constant integer VL = CurrentVL;
constant integer PL = VL DIV 8;
constant integer elements = VL DIV esize;
constant integer mbytes = esize DIV 8;
bits(64) offset;
bits(64) base;
bits(64) addr;
bits(VL) src;
constant bits(PL) pred = P[g, PL];
constant bits(PL * nreg) mask = CounterToPredicate(pred<15:0>, PL * nreg);
constant boolean contiguous = TRUE;
constant boolean nontemporal = FALSE;
constant integer transfer = t;
constant boolean tagchecked = TRUE;
constant AccessDescriptor accdesc = CreateAccDescSVE(MemOp\_STORE, nontemporal, contiguous,
                                                    tagchecked);

if !AnyActiveElement(mask, esize) then
    if n == 31 && ConstrainUnpredictableBool(Unpredictable\_CHECKSPNONEACTIVE) then
        CheckSPAlignment();
else
    if n == 31 then CheckSPAlignment();

base = if n == 31 then SP[64] else X[n, 64];
offset = X[m, 64];
addr = AddressAdd(base, UInt(offset) * mbytes, accdesc);

for r = 0 to nreg-1
    src = Z[transfer+r, VL];
    for e = 0 to elements-1
        if ActivePredicateElement(mask, r * elements + e, esize) then
            Mem[addr, mbytes, accdesc] = Elem[src, e, esize];
            addr = AddressIncrement(addr, mbytes, accdesc);

```

Operational information

If PSTATE.DIT is 1, the timing of this instruction is insensitive to the value of the data being loaded or stored when its governing predicate register contains the same value for each execution.

Internal version only: aarchmrs v2025-03_rel, pseudocode v2025-03_rel ; Build timestamp: 2025-03-21T17:41

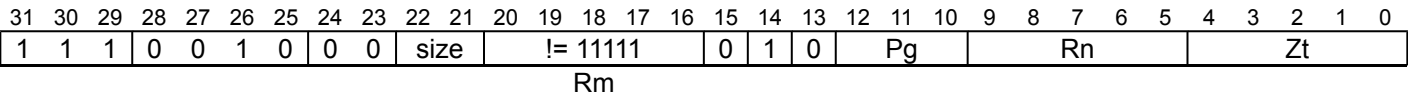
Copyright © 2010-2025 Arm Limited or its affiliates. All rights reserved. This document is Non-Confidential.

ST1B (scalar plus scalar, single register)

Contiguous store bytes from vector (scalar index)

Contiguous store of bytes from elements of a vector register to the memory address generated by a 64-bit scalar base and scalar index which is added to the base address. After each element access the index value is incremented, but the index register is not updated. Inactive elements are not written to memory.

SVE
(FEAT_SVE || FEAT_SME)



Encoding

ST1B { <Zt>.<T> }, <Pg>, [<Xn|SP>, <Xm>]

Decode for this encoding

```
if !IsFeatureImplemented(FEAT_SVE) && !IsFeatureImplemented(FEAT_SME) then
    EndOfDecode(Decode_UNDEF);
if Rm == '11111' then EndOfDecode(Decode_UNDEF);
constant integer t = UInt(Zt);
constant integer n = UInt(Rn);
constant integer m = UInt(Rm);
constant integer g = UInt(Pg);
constant integer esize = 8 << UInt(size);
constant integer msize = 8;
```

Assembler Symbols

- <Zt> Is the name of the scalable vector register to be transferred, encoded in the "Zt" field.
- <T> Is the size specifier, encoded in "size":
 Table: size (00, 01, 10, 11) to <T> (B, H, S, D)
- <Pg> Is the name of the governing scalable predicate register P0-P7, encoded in the "Pg" field.
- <Xn|SP> Is the 64-bit name of the general-purpose base register or stack pointer, encoded in the "Rn" field.
- <Xm> Is the 64-bit name of the general-purpose offset register, encoded in the "Rm" field.

Operation

```
CheckSVEEnabled();
constant integer VL = CurrentVL;
constant integer PL = VL DIV 8;
constant integer elements = VL DIV esize;
bits(64) base;
constant bits(PL) mask = P[g, PL];
bits(64) offset;
bits(64) addr;
bits(VL) src;
constant integer mbytes = msize DIV 8;
constant boolean contiguous = TRUE;
constant boolean nontemporal = FALSE;
constant boolean tagchecked = TRUE;
constant AccessDescriptor accdesc = CreateAccDescSVE(MemOp\_STORE, nontemporal, contiguous,
                                                    tagchecked);

if !AnyActiveElement(mask, esize) then
    if n == 31 && ConstrainUnpredictableBool(Unpredictable\_CHECKSPNONEACTIVE) then
        CheckSPAlignment();
    else
        if n == 31 then CheckSPAlignment();
        src = Z[t, VL];

base = if n == 31 then SP[64] else X[n, 64];
offset = X[m, 64];
addr = AddressAdd(base, UInt(offset) * mbytes, accdesc);

for e = 0 to elements-1
    if ActivePredicateElement(mask, e, esize) then
        Mem[addr, mbytes, accdesc] = Elem[src, e, esize]<msize-1:0>;
        addr = AddressIncrement(addr, mbytes, accdesc);
```

Operational information

If PSTATE.DIT is 1, the timing of this instruction is insensitive to the value of the data being loaded or stored when its governing predicate register contains the same value for each execution.

Internal version only: aarchmrs v2025-03_rel, pseudocode v2025-03_rel ; Build timestamp: 2025-03-21T17:41

Copyright © 2010-2025 Arm Limited or its affiliates. All rights reserved. This document is Non-Confidential.

ST1B (scalar plus vector)

Scatter store bytes from a vector (vector index)

Scatter store of bytes from the active elements of a vector register to the memory addresses generated by a 64-bit scalar base plus vector index. The index values are optionally sign or zero-extended from 32 to 64 bits. Inactive elements are not written to memory.

This instruction is illegal when executed in Streaming SVE mode, unless FEAT_SME_FA64 is implemented and enabled.

It has encodings from 3 classes: [32-bit unpacked unscaled offset](#) , [32-bit unscaled offset](#) and [64-bit unscaled offset](#)

32-bit unpacked unscaled offset

(FEAT_SVE)

31	30	29	28	27	26	25	24	23	22	21	20	19	18	17	16	15	14	13	12	11	10	9	8	7	6	5	4	3	2	1	0
1	1	1	0	0	1	0	0	0	0	0	Zm				1	xs	0	Pg				Rn				Zt					
msz																															

Encoding

ST1B { <Zt>.D }, <Pg>, [<Xn|SP>, <Zm>.D, <mod>]

Decode for this encoding

```
if !IsFeatureImplemented(FEAT_SVE) then EndOfDecode(Decode_UNDEF);
constant integer t = UInt(Zt);
constant integer n = UInt(Rn);
constant integer m = UInt(Zm);
constant integer g = UInt(Pg);
constant integer esize = 64;
constant integer msize = 8;
constant integer offs_size = 32;
constant boolean offs_unsigned = xs == '0';
constant integer scale = 0;
```

32-bit unscaled offset

(FEAT_SVE)

31	30	29	28	27	26	25	24	23	22	21	20	19	18	17	16	15	14	13	12	11	10	9	8	7	6	5	4	3	2	1	0
1	1	1	0	0	1	0	0	0	1	0	Zm				1	xs	0	Pg				Rn				Zt					
msz																															

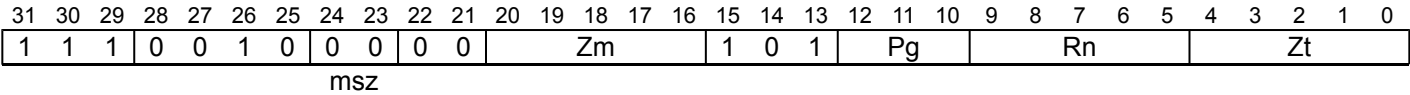
Encoding

ST1B { <Zt>.S }, <Pg>, [<Xn|SP>, <Zm>.S, <mod>]

Decode for this encoding

```
if !IsFeatureImplemented(FEAT_SVE) then EndOfDecode(Decode_UNDEF);
constant integer t = UInt(Zt);
constant integer n = UInt(Rn);
constant integer m = UInt(Zm);
constant integer g = UInt(Pg);
constant integer esize = 32;
constant integer msize = 8;
constant integer offs_size = 32;
constant boolean offs_unsigned = xs == '0';
constant integer scale = 0;
```

64-bit unscaled offset
(FEAT_SVE)



Encoding

```
ST1B { <Zt>.D }, <Pg>, [<Xn|SP>, <Zm>.D]
```

Decode for this encoding

```
if !IsFeatureImplemented(FEAT_SVE) then EndOfDecode(Decode_UNDEF);
constant integer t = UInt(Zt);
constant integer n = UInt(Rn);
constant integer m = UInt(Zm);
constant integer g = UInt(Pg);
constant integer esize = 64;
constant integer msize = 8;
constant integer offs_size = 64;
constant boolean offs_unsigned = TRUE;
constant integer scale = 0;
```

Assembler Symbols

- <Zt> Is the name of the scalable vector register to be transferred, encoded in the "Zt" field.
- <Pg> Is the name of the governing scalable predicate register P0-P7, encoded in the "Pg" field.
- <Xn|SP> Is the 64-bit name of the general-purpose base register or stack pointer, encoded in the "Rn" field.
- <Zm> Is the name of the offset scalable vector register, encoded in the "Zm" field.
- <mod> Is the index extend and shift specifier, encoded in "xs":

xs	<mod>
0	UXTW
1	SXTW

Operation

```
CheckNonStreamingSVEEnabled();
constant integer VL = CurrentVL;
constant integer PL = VL DIV 8;
constant integer elements = VL DIV esize;
bits(64) base;
constant bits(PL) mask = P[g, PL];
bits(VL) offset;
bits(VL) src;
constant integer mbytes = msize DIV 8;
constant boolean contiguous = FALSE;
constant boolean nontemporal = FALSE;
constant boolean tagchecked = TRUE;
constant AccessDescriptor accdesc = CreateAccDescSVE(MemOp_STORE, nontemporal, contiguous,
                                                    tagchecked);

if !AnyActiveElement(mask, esize) then
    if n == 31 && ConstrainUnpredictableBool(Unpredictable_CHECKSPNONEACTIVE) then
        CheckSPAlignment();
    else
        if n == 31 then CheckSPAlignment();
        base = if n == 31 then SP[64] else X[n, 64];
        offset = Z[m, VL];
        src = Z[t, VL];

for e = 0 to elements-1
    if ActivePredicateElement(mask, e, esize) then
        constant integer off = Int(Elem[offset, e, esize]<offs_size-1:0>, offs_unsigned);
        constant bits(64) addr = AddressAdd(base, off << scale, accdesc);
        Mem[addr, mbytes, accdesc] = Elem[src, e, esize]<msize-1:0>;
```

Operational information

If PSTATE.DIT is 1, the timing of this instruction is insensitive to the value of the data being loaded or stored when its governing predicate register contains the same value for each execution.

Internal version only: aarchmrs v2025-03_rel, pseudocode v2025-03_rel ; Build timestamp: 2025-03-21T17:41

Copyright © 2010-2025 Arm Limited or its affiliates. All rights reserved. This document is Non-Confidential.

ST1B (vector plus immediate)

Scatter store bytes from a vector (immediate index)

Scatter store of bytes from the active elements of a vector register to the memory addresses generated by a vector base plus immediate index. The index is in the range 0 to 31. Inactive elements are not written to memory.

This instruction is illegal when executed in Streaming SVE mode, unless FEAT_SME_FA64 is implemented and enabled.

It has encodings from 2 classes: [32-bit element](#) and [64-bit element](#)

32-bit element (FEAT_SVE)

31	30	29	28	27	26	25	24	23	22	21	20	19	18	17	16	15	14	13	12	11	10	9	8	7	6	5	4	3	2	1	0
1	1	1	0	0	1	0	0	0	1	1	imm5					1	0	1	Pg			Zn					Zt				
msz																															

Encoding

ST1B { <Zt>.S }, <Pg>, [<Zn>.S{, #<imm>}]

Decode for this encoding

```
if !IsFeatureImplemented(FEAT_SVE) then EndOfDecode(Decode_UNDEF);
constant integer t = UInt(Zt);
constant integer n = UInt(Zn);
constant integer g = UInt(Pg);
constant integer esize = 32;
constant integer msize = 8;
constant integer offset = UInt(imm5);
```

64-bit element (FEAT_SVE)

31	30	29	28	27	26	25	24	23	22	21	20	19	18	17	16	15	14	13	12	11	10	9	8	7	6	5	4	3	2	1	0
1	1	1	0	0	1	0	0	0	1	0	imm5					1	0	1	Pg			Zn					Zt				
msz																															

Encoding

ST1B { <Zt>.D }, <Pg>, [<Zn>.D{, #<imm>}]

Decode for this encoding

```
if !IsFeatureImplemented(FEAT_SVE) then EndOfDecode(Decode_UNDEF);
constant integer t = UInt(Zt);
constant integer n = UInt(Zn);
constant integer g = UInt(Pg);
constant integer esize = 64;
constant integer msize = 8;
constant integer offset = UInt(imm5);
```

Assembler Symbols

- <Zt> Is the name of the scalable vector register to be transferred, encoded in the "Zt" field.
- <Pg> Is the name of the governing scalable predicate register P0-P7, encoded in the "Pg" field.
- <Zn> Is the name of the base scalable vector register, encoded in the "Zn" field.
- <imm> Is the optional unsigned immediate byte offset, in the range 0 to 31, defaulting to 0, encoded in the "imm5" field.

Operation

```
CheckNonStreamingSVEEnabled();
constant integer VL = CurrentVL;
constant integer PL = VL DIV 8;
constant integer elements = VL DIV esize;
constant bits(PL) mask = P[g, PL];
bits(VL) base;
bits(VL) src;
constant integer mbytes = msize DIV 8;
constant boolean contiguous = FALSE;
constant boolean nontemporal = FALSE;
constant boolean tagchecked = TRUE;
constant AccessDescriptor accdesc = CreateAccDescSVE(MemOp\_STORE, nontemporal, contiguous,
                                                    tagchecked);

if AnyActiveElement(mask, esize) then
    base = Z[n, VL];
    src = Z[t, VL];

for e = 0 to elements-1
    if ActivePredicateElement(mask, e, esize) then
        constant bits(64) baddr = ZeroExtend(Elem[base, e, esize], 64);
        constant bits(64) addr = AddressAdd(baddr, offset * mbytes, accdesc);
        Mem[addr, mbytes, accdesc] = Elem[src, e, esize]<msize-1:0>;
```

Operational information

If PSTATE.DIT is 1, the timing of this instruction is insensitive to the value of the data being loaded or stored when its governing predicate register contains the same value for each execution.

Internal version only: aarchmrs v2025-03_rel, pseudocode v2025-03_rel ; Build timestamp: 2025-03-21T17:41

Copyright © 2010-2025 Arm Limited or its affiliates. All rights reserved. This document is Non-Confidential.

ST1D (scalar plus immediate, consecutive registers)

Contiguous store of doublewords from multiple consecutive vectors (immediate index)

This instruction performs a contiguous store of doublewords from elements of two or four consecutive vector registers to the memory address generated by a 64-bit scalar base and immediate index which is multiplied by the vector's in-memory size, irrespective of predication, and added to the base address.

Inactive elements are not written to memory.

It has encodings from 2 classes: [Two registers](#) and [Four registers](#)

Two registers

(FEAT_SME2 || FEAT_SVE2p1)

31	30	29	28	27	26	25	24	23	22	21	20	19	18	17	16	15	14	13	12	11	10	9	8	7	6	5	4	3	2	1	0
1	0	1	0	0	0	0	0	0	1	1	0	imm4			0	1	1	PNg			Rn			Zt			0		N		
																msz															

Encoding

ST1D { <Zt1>.D-<Zt2>.D }, <PNg>, [<Xn|SP>{, #<imm>, MUL VL}]

Decode for this encoding

```
if !IsFeatureImplemented(FEAT_SME2) && !IsFeatureImplemented(FEAT_SVE2p1) then
    EndOfDecode(Decode_UNDEF);
constant integer n = UInt(Rn);
constant integer g = UInt('1':PNg);
constant integer nreg = 2;
constant integer t = UInt(Zt:'0');
constant integer esize = 64;
constant integer offset = SInt(imm4);
```

Four registers

(FEAT_SME2 || FEAT_SVE2p1)

31	30	29	28	27	26	25	24	23	22	21	20	19	18	17	16	15	14	13	12	11	10	9	8	7	6	5	4	3	2	1	0
1	0	1	0	0	0	0	0	0	1	1	0	imm4			1	1	1	PNg			Rn			Zt			0	0			
																msz										N					

Encoding

ST1D { <Zt1>.D-<Zt4>.D }, <PNg>, [<Xn|SP>{, #<imm>, MUL VL}]

Decode for this encoding

```
if !IsFeatureImplemented(FEAT_SME2) && !IsFeatureImplemented(FEAT_SVE2p1) then
    EndOfDecode(Decode_UNDEF);
constant integer n = UInt(Rn);
constant integer g = UInt('1':PNg);
constant integer nreg = 4;
constant integer t = UInt(Zt:'00');
constant integer esize = 64;
constant integer offset = SInt(imm4);
```

Assembler Symbols

- <Zt1> For the "Two registers" variant: is the name of the first scalable vector register to be transferred, encoded as "Zt" times 2.
For the "Four registers" variant: is the name of the first scalable vector register to be transferred, encoded as "Zt" times 4.
- <Zt2> Is the name of the second scalable vector register to be transferred, encoded as "Zt" times 2 plus 1.

<PNg>	Is the name of the governing scalable predicate register PN8-PN15, with predicate-as-counter encoding, encoded in the "PNg" field.
<Xn SP>	Is the 64-bit name of the general-purpose base register or stack pointer, encoded in the "Rn" field.
<imm>	For the "Two registers" variant: is the optional signed immediate vector offset, a multiple of 2 in the range -16 to 14, defaulting to 0, encoded in the "imm4" field. For the "Four registers" variant: is the optional signed immediate vector offset, a multiple of 4 in the range -32 to 28, defaulting to 0, encoded in the "imm4" field.
<Zt4>	Is the name of the fourth scalable vector register to be transferred, encoded as "Zt" times 4 plus 3.

Operation

```

if IsFeatureImplemented(FEAT_SVE2p1) then CheckSVEEnabled\(\); else CheckStreamingSVEEnabled\(\);
constant integer VL = CurrentVL;
constant integer PL = VL DIV 8;
constant integer elements = VL DIV esize;
constant integer mbytes = esize DIV 8;
bits(64) base;
bits(64) addr;
bits(VL) src;
constant bits(PL) pred = P[g, PL];
constant bits(PL * nreg) mask = CounterToPredicate(pred<15:0>, PL * nreg);
constant boolean contiguous = TRUE;
constant boolean nontemporal = FALSE;
constant integer transfer = t;
constant boolean tagchecked = n != 31;
constant AccessDescriptor accdesc = CreateAccDescSVE(MemOp_STORE, nontemporal, contiguous,
                                                    tagchecked);

if !AnyActiveElement(mask, esize) then
    if n == 31 && ConstrainUnpredictableBool(Unpredictable\_CHECKSPNONEACTIVE) then
        CheckSPAlignment();
else
    if n == 31 then CheckSPAlignment();

base = if n == 31 then SP[64] else X[n, 64];
addr = AddressAdd(base, offset * nreg * elements * mbytes, accdesc);

for r = 0 to nreg-1
    src = Z[transfer+r, VL];
    for e = 0 to elements-1
        if ActivePredicateElement(mask, r * elements + e, esize) then
            Mem[addr, mbytes, accdesc] = Elem[src, e, esize];
        addr = AddressIncrement(addr, mbytes, accdesc);

```

Operational information

If PSTATE.DIT is 1, the timing of this instruction is insensitive to the value of the data being loaded or stored when its governing predicate register contains the same value for each execution.

Internal version only: aarchmrs v2025-03_rel, pseudocode v2025-03_rel ; Build timestamp: 2025-03-21T17:41

Copyright © 2010-2025 Arm Limited or its affiliates. All rights reserved. This document is Non-Confidential.

ST1D (scalar plus immediate, single register)

Contiguous store doublewords from vector (immediate index)

Contiguous store of doublewords from elements of a vector register to the memory address generated by a 64-bit scalar base and immediate index in the range -8 to 7 which is multiplied by the vector's in-memory size, irrespective of predication, and added to the base address. Inactive elements are not written to memory.

The 128-bit element variant is illegal when executed in Streaming SVE mode, unless FEAT_SME_FA64 is implemented and enabled.

It has encodings from 2 classes: [64-bit element](#) and [128-bit element](#)

64-bit element (FEAT_SVE || FEAT_SME)

31	30	29	28	27	26	25	24	23	22	21	20	19	18	17	16	15	14	13	12	11	10	9	8	7	6	5	4	3	2	1	0
1	1	1	0	0	1	0	1	1	1	1	0	imm4				1	1	1	Pg			Rn				Zt					
msz												opc																			

Encoding

ST1D { <Zt>.D }, <Pg>, [<Xn|SP>{, #<imm>, MUL VL}]

Decode for this encoding

```
if !IsFeatureImplemented(FEAT_SVE) && !IsFeatureImplemented(FEAT_SME) then
    EndOfDecode(Decode_UNDEF);
constant integer t = UInt(Zt);
constant integer n = UInt(Rn);
constant integer g = UInt(Pg);
constant integer esize = 64;
constant integer msize = 64;
constant integer offset = SInt(imm4);
```

128-bit element (FEAT_SVE2p1)

31	30	29	28	27	26	25	24	23	22	21	20	19	18	17	16	15	14	13	12	11	10	9	8	7	6	5	4	3	2	1	0
1	1	1	0	0	1	0	1	1	1	0	0	imm4				1	1	1	Pg			Rn				Zt					
msz												opc																			

Encoding

ST1D { <Zt>.Q }, <Pg>, [<Xn|SP>{, #<imm>, MUL VL}]

Decode for this encoding

```
if !IsFeatureImplemented(FEAT_SVE2p1) then EndOfDecode(Decode_UNDEF);
constant integer t = UInt(Zt);
constant integer n = UInt(Rn);
constant integer g = UInt(Pg);
constant integer esize = 128;
constant integer msize = 64;
constant integer offset = SInt(imm4);
```

Assembler Symbols

- <Zt> Is the name of the scalable vector register to be transferred, encoded in the "Zt" field.
- <Pg> Is the name of the governing scalable predicate register P0-P7, encoded in the "Pg" field.
- <Xn|SP> Is the 64-bit name of the general-purpose base register or stack pointer, encoded in the "Rn" field.

<imm> Is the optional signed immediate vector offset, in the range -8 to 7, defaulting to 0, encoded in the "imm4" field.

Operation

```
if esize < 128 then CheckSVEEnabled(); else CheckNonStreamingSVEEnabled();
constant integer VL = CurrentVL;
constant integer PL = VL DIV 8;
constant integer elements = VL DIV esize;
bits(64) base;
constant bits(PL) mask = P[g, PL];
bits(64) addr;
bits(VL) src;
constant integer mbytes = msize DIV 8;
constant boolean contiguous = TRUE;
constant boolean nontemporal = FALSE;
constant boolean tagchecked = n != 31;
constant AccessDescriptor accdesc = CreateAccDescSVE(MemOp\_STORE, nontemporal, contiguous,
                                                    tagchecked);

if !AnyActiveElement(mask, esize) then
    if n == 31 && ConstrainUnpredictableBool(Unpredictable\_CHECKSPNONEACTIVE) then
        CheckSPAlignment();
    else
        if n == 31 then CheckSPAlignment();
        src = Z[t, VL];

base = if n == 31 then SP[64] else X[n, 64];
addr = AddressAdd(base, offset * elements * mbytes, accdesc);

for e = 0 to elements-1
    if ActivePredicateElement(mask, e, esize) then
        Mem[addr, mbytes, accdesc] = Elem[src, e, esize]<msize-1:0>;
        addr = AddressIncrement(addr, mbytes, accdesc);
```

Operational information

If PSTATE.DIT is 1, the timing of this instruction is insensitive to the value of the data being loaded or stored when its governing predicate register contains the same value for each execution.

Internal version only: aarchmrs v2025-03_rel, pseudocode v2025-03_rel ; Build timestamp: 2025-03-21T17:41

Copyright © 2010-2025 Arm Limited or its affiliates. All rights reserved. This document is Non-Confidential.

ST1D (scalar plus scalar, consecutive registers)

Contiguous store of doublewords from multiple consecutive vectors (scalar index)

This instruction performs a contiguous store of doublewords from elements of two or four consecutive vector registers to the memory address generated by a 64-bit scalar base and scalar index which is added to the base address. After each element access the index value is incremented, but the index register is not updated.

Inactive elements are not written to memory.

It has encodings from 2 classes: [Two registers](#) and [Four registers](#)

Two registers

(FEAT_SME2 || FEAT_SVE2p1)

31	30	29	28	27	26	25	24	23	22	21	20	19	18	17	16	15	14	13	12	11	10	9	8	7	6	5	4	3	2	1	0
1	0	1	0	0	0	0	0	0	0	1	Rm				0	1	1	PNg			Rn				Zt			0			
msz																N															

Encoding

ST1D { <Zt1>.D-<Zt2>.D }, <PNg>, [<Xn|SP>, <Xm>, LSL #3]

Decode for this encoding

```
if !IsFeatureImplemented(FEAT_SME2) && !IsFeatureImplemented(FEAT_SVE2p1) then
    EndOfDecode(Decode_UNDEF);
constant integer n = UInt(Rn);
constant integer m = UInt(Rm);
constant integer g = UInt('1':PNg);
constant integer nreg = 2;
constant integer t = UInt(Zt:'0');
constant integer esize = 64;
```

Four registers

(FEAT_SME2 || FEAT_SVE2p1)

31	30	29	28	27	26	25	24	23	22	21	20	19	18	17	16	15	14	13	12	11	10	9	8	7	6	5	4	3	2	1	0
1	0	1	0	0	0	0	0	0	0	1	Rm					1	1	1	PNg			Rn				Zt			0	0	
msz																N															

Encoding

ST1D { <Zt1>.D-<Zt4>.D }, <PNg>, [<Xn|SP>, <Xm>, LSL #3]

Decode for this encoding

```
if !IsFeatureImplemented(FEAT_SME2) && !IsFeatureImplemented(FEAT_SVE2p1) then
    EndOfDecode(Decode_UNDEF);
constant integer n = UInt(Rn);
constant integer m = UInt(Rm);
constant integer g = UInt('1':PNg);
constant integer nreg = 4;
constant integer t = UInt(Zt:'00');
constant integer esize = 64;
```

Assembler Symbols

- <Zt1> For the "Two registers" variant: is the name of the first scalable vector register to be transferred, encoded as "Zt" times 2.
For the "Four registers" variant: is the name of the first scalable vector register to be transferred, encoded as "Zt" times 4.
- <Zt2> Is the name of the second scalable vector register to be transferred, encoded as "Zt" times 2 plus 1.

<PNg>	Is the name of the governing scalable predicate register PN8-PN15, with predicate-as-counter encoding, encoded in the "PNg" field.
<Xn SP>	Is the 64-bit name of the general-purpose base register or stack pointer, encoded in the "Rn" field.
<Xm>	Is the 64-bit name of the general-purpose offset register, encoded in the "Rm" field.
<Zt4>	Is the name of the fourth scalable vector register to be transferred, encoded as "Zt" times 4 plus 3.

Operation

```

if IsFeatureImplemented(FEAT_SVE2p1) then CheckSVEEnabled\(\); else CheckStreamingSVEEnabled\(\);
constant integer VL = CurrentVL;
constant integer PL = VL DIV 8;
constant integer elements = VL DIV esize;
constant integer mbytes = esize DIV 8;
bits(64) offset;
bits(64) base;
bits(64) addr;
bits(VL) src;
constant bits(PL) pred = P[g, PL];
constant bits(PL * nreg) mask = CounterToPredicate(pred<15:0>, PL * nreg);
constant boolean contiguous = TRUE;
constant boolean nontemporal = FALSE;
constant integer transfer = t;
constant boolean tagchecked = TRUE;
constant AccessDescriptor accdesc = CreateAccDescSVE(MemOp\_STORE, nontemporal, contiguous,
                                                    tagchecked);

if !AnyActiveElement(mask, esize) then
    if n == 31 && ConstrainUnpredictableBool(Unpredictable\_CHECKSPNONEACTIVE) then
        CheckSPAlignment();
else
    if n == 31 then CheckSPAlignment();

base = if n == 31 then SP[64] else X[n, 64];
offset = X[m, 64];
addr = AddressAdd(base, UInt(offset) * mbytes, accdesc);

for r = 0 to nreg-1
    src = Z[transfer+r, VL];
    for e = 0 to elements-1
        if ActivePredicateElement(mask, r * elements + e, esize) then
            Mem[addr, mbytes, accdesc] = Elem[src, e, esize];
            addr = AddressIncrement(addr, mbytes, accdesc);

```

Operational information

If PSTATE.DIT is 1, the timing of this instruction is insensitive to the value of the data being loaded or stored when its governing predicate register contains the same value for each execution.

Internal version only: aarchmrs v2025-03_rel, pseudocode v2025-03_rel ; Build timestamp: 2025-03-21T17:41

Copyright © 2010-2025 Arm Limited or its affiliates. All rights reserved. This document is Non-Confidential.

ST1D (scalar plus scalar, single register)

Contiguous store doublewords from vector (scalar index)

Contiguous store of doublewords from elements of a vector register to the memory address generated by a 64-bit scalar base and scalar index which is multiplied by 8 and added to the base address. After each element access the index value is incremented, but the index register is not updated. Inactive elements are not written to memory.

The 128-bit element variant is illegal when executed in Streaming SVE mode, unless FEAT_SME_FA64 is implemented and enabled.

It has encodings from 2 classes: [64-bit element](#) and [128-bit element](#)

64-bit element

(FEAT_SVE || FEAT_SME)

31	30	29	28	27	26	25	24	23	22	21	20	19	18	17	16	15	14	13	12	11	10	9	8	7	6	5	4	3	2	1	0
1	1	1	0	0	1	0	1	1	1	1	!= 11111					0	1	0	Pg			Rn					Zt				
opc										o2		Rm																			

Encoding

ST1D { <Zt>.D }, <Pg>, [<Xn|SP>, <Xm>, LSL #3]

Decode for this encoding

```
if !IsFeatureImplemented(FEAT_SVE) && !IsFeatureImplemented(FEAT_SME) then
    EndOfDecode(Decode_UNDEF);
if Rm == '11111' then EndOfDecode(Decode_UNDEF);
constant integer t = UInt(Zt);
constant integer n = UInt(Rn);
constant integer m = UInt(Rm);
constant integer g = UInt(Pg);
constant integer esize = 64;
constant integer msize = 64;
```

128-bit element

(FEAT_SVE2p1)

31	30	29	28	27	26	25	24	23	22	21	20	19	18	17	16	15	14	13	12	11	10	9	8	7	6	5	4	3	2	1	0
1	1	1	0	0	1	0	1	1	1	0	!= 11111					0	1	0	Pg			Rn					Zt				
opc										o2		Rm																			

Encoding

ST1D { <Zt>.Q }, <Pg>, [<Xn|SP>, <Xm>, LSL #3]

Decode for this encoding

```
if !IsFeatureImplemented(FEAT_SVE2p1) then EndOfDecode(Decode_UNDEF);
if Rm == '11111' then EndOfDecode(Decode_UNDEF);
constant integer t = UInt(Zt);
constant integer n = UInt(Rn);
constant integer m = UInt(Rm);
constant integer g = UInt(Pg);
constant integer esize = 128;
constant integer msize = 64;
```

Assembler Symbols

- <Zt> Is the name of the scalable vector register to be transferred, encoded in the "Zt" field.
- <Pg> Is the name of the governing scalable predicate register P0-P7, encoded in the "Pg" field.

<Xn|SP> Is the 64-bit name of the general-purpose base register or stack pointer, encoded in the "Rn" field.

<Xm> Is the 64-bit name of the general-purpose offset register, encoded in the "Rm" field.

Operation

```
if esize < 128 then CheckSVEEnabled(); else CheckNonStreamingSVEEnabled();
constant integer VL = CurrentVL;
constant integer PL = VL DIV 8;
constant integer elements = VL DIV esize;
bits(64) base;
constant bits(PL) mask = P[g, PL];
bits(64) offset;
bits(64) addr;
bits(VL) src;
constant integer mbytes = msize DIV 8;
constant boolean contiguous = TRUE;
constant boolean nontemporal = FALSE;
constant boolean tagchecked = TRUE;
constant AccessDescriptor accdesc = CreateAccDescSVE(MemOp\_STORE, nontemporal, contiguous,
                                                    tagchecked);

if !AnyActiveElement(mask, esize) then
    if n == 31 && ConstrainUnpredictableBool(Unpredictable\_CHECKSPNONEACTIVE) then
        CheckSPAlignment();
else
    if n == 31 then CheckSPAlignment();
    src = Z[t, VL];

base = if n == 31 then SP[64] else X[n, 64];
offset = X[m, 64];
addr = AddressAdd(base, UInt(offset) * mbytes, accdesc);

for e = 0 to elements-1
    if ActivePredicateElement(mask, e, esize) then
        Mem[addr, mbytes, accdesc] = Elem[src, e, esize]<msize-1:0>;
        addr = AddressIncrement(addr, mbytes, accdesc);
```

Operational information

If PSTATE.DIT is 1, the timing of this instruction is insensitive to the value of the data being loaded or stored when its governing predicate register contains the same value for each execution.

Internal version only: aarchmrs v2025-03_rel, pseudocode v2025-03_rel ; Build timestamp: 2025-03-21T17:41

Copyright © 2010-2025 Arm Limited or its affiliates. All rights reserved. This document is Non-Confidential.

ST1D (scalar plus vector)

Scatter store doublewords from a vector (vector index)

Scatter store of doublewords from the active elements of a vector register to the memory addresses generated by a 64-bit scalar base plus vector index. The index values are optionally first sign or zero-extended from 32 to 64 bits and then optionally multiplied by 8. Inactive elements are not written to memory.

This instruction is illegal when executed in Streaming SVE mode, unless FEAT_SME_FA64 is implemented and enabled.

It has encodings from 4 classes: [32-bit unpacked scaled offset](#) , [32-bit unpacked unscaled offset](#) , [64-bit scaled offset](#) and [64-bit unscaled offset](#)

32-bit unpacked scaled offset (FEAT_SVE)

31	30	29	28	27	26	25	24	23	22	21	20	19	18	17	16	15	14	13	12	11	10	9	8	7	6	5	4	3	2	1	0
1	1	1	0	0	1	0	1	1	0	1	Zm				1	xs	0	Pg				Rn				Zt					
msz																															

Encoding

ST1D { <Zt>.D }, <Pg>, [<Xn|SP>, <Zm>.D, <mod> #3]

Decode for this encoding

```
if !IsFeatureImplemented(FEAT_SVE) then EndOfDecode(Decode_UNDEF);
constant integer t = UInt(Zt);
constant integer n = UInt(Rn);
constant integer m = UInt(Zm);
constant integer g = UInt(Pg);
constant integer esize = 64;
constant integer msize = 64;
constant integer offs_size = 32;
constant boolean offs_unsigned = xs == '0';
constant integer scale = 3;
```

32-bit unpacked unscaled offset (FEAT_SVE)

31	30	29	28	27	26	25	24	23	22	21	20	19	18	17	16	15	14	13	12	11	10	9	8	7	6	5	4	3	2	1	0
1	1	1	0	0	1	0	1	1	0	0	Zm				1	xs	0	Pg				Rn				Zt					
msz																															

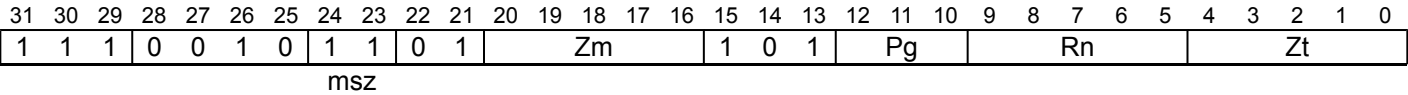
Encoding

ST1D { <Zt>.D }, <Pg>, [<Xn|SP>, <Zm>.D, <mod>]

Decode for this encoding

```
if !IsFeatureImplemented(FEAT_SVE) then EndOfDecode(Decode_UNDEF);
constant integer t = UInt(Zt);
constant integer n = UInt(Rn);
constant integer m = UInt(Zm);
constant integer g = UInt(Pg);
constant integer esize = 64;
constant integer msize = 64;
constant integer offs_size = 32;
constant boolean offs_unsigned = xs == '0';
constant integer scale = 0;
```

64-bit scaled offset
(FEAT_SVE)



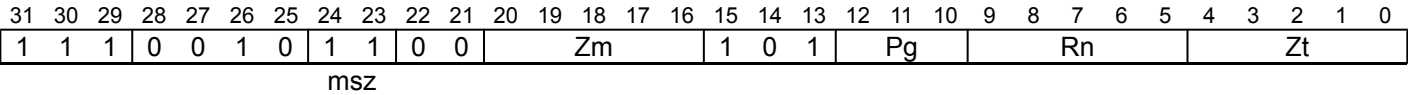
Encoding

ST1D { <Zt>.D }, <Pg>, [<Xn|SP>, <Zm>.D, LSL #3]

Decode for this encoding

```
if !IsFeatureImplemented(FEAT_SVE) then EndOfDecode(Decode_UNDEF);
constant integer t = UInt(Zt);
constant integer n = UInt(Rn);
constant integer m = UInt(Zm);
constant integer g = UInt(Pg);
constant integer esize = 64;
constant integer msize = 64;
constant integer offs_size = 64;
constant boolean offs_unsigned = TRUE;
constant integer scale = 3;
```

64-bit unscaled offset
(FEAT_SVE)



Encoding

ST1D { <Zt>.D }, <Pg>, [<Xn|SP>, <Zm>.D]

Decode for this encoding

```
if !IsFeatureImplemented(FEAT_SVE) then EndOfDecode(Decode_UNDEF);
constant integer t = UInt(Zt);
constant integer n = UInt(Rn);
constant integer m = UInt(Zm);
constant integer g = UInt(Pg);
constant integer esize = 64;
constant integer msize = 64;
constant integer offs_size = 64;
constant boolean offs_unsigned = TRUE;
constant integer scale = 0;
```

Assembler Symbols

- <Zt> Is the name of the scalable vector register to be transferred, encoded in the "Zt" field.
- <Pg> Is the name of the governing scalable predicate register P0-P7, encoded in the "Pg" field.
- <Xn|SP> Is the 64-bit name of the general-purpose base register or stack pointer, encoded in the "Rn" field.
- <Zm> Is the name of the offset scalable vector register, encoded in the "Zm" field.
- <mod> Is the index extend and shift specifier, encoded in “xs”:

xs	<mod>
0	UXTW
1	SXTW

Operation

```
CheckNonStreamingSVEEnabled();
constant integer VL = CurrentVL;
constant integer PL = VL DIV 8;
constant integer elements = VL DIV esize;
bits(64) base;
constant bits(PL) mask = P[g, PL];
bits(VL) offset;
bits(VL) src;
constant integer mbytes = msize DIV 8;
constant boolean contiguous = FALSE;
constant boolean nontemporal = FALSE;
constant boolean tagchecked = TRUE;
constant AccessDescriptor accdesc = CreateAccDescSVE(MemOp_STORE, nontemporal, contiguous,
                                                    tagchecked);

if !AnyActiveElement(mask, esize) then
    if n == 31 && ConstrainUnpredictableBool(Unpredictable_CHECKSPNONEACTIVE) then
        CheckSPAlignment();
    else
        if n == 31 then CheckSPAlignment();
        base = if n == 31 then SP[64] else X[n, 64];
        offset = Z[m, VL];
        src = Z[t, VL];

for e = 0 to elements-1
    if ActivePredicateElement(mask, e, esize) then
        constant integer off = Int(Elem[offset, e, esize]<offs_size-1:0>, offs_unsigned);
        constant bits(64) addr = AddressAdd(base, off << scale, accdesc);
        Mem[addr, mbytes, accdesc] = Elem[src, e, esize]<msize-1:0>;
```

Operational information

If PSTATE.DIT is 1, the timing of this instruction is insensitive to the value of the data being loaded or stored when its governing predicate register contains the same value for each execution.

Internal version only: aarchmrs v2025-03_rel, pseudocode v2025-03_rel ; Build timestamp: 2025-03-21T17:41

Copyright © 2010-2025 Arm Limited or its affiliates. All rights reserved. This document is Non-Confidential.

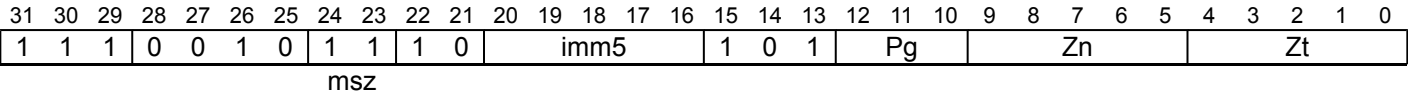
ST1D (vector plus immediate)

Scatter store doublewords from a vector (immediate index)

Scatter store of doublewords from the active elements of a vector register to the memory addresses generated by a vector base plus immediate index. The index is a multiple of 8 in the range 0 to 248. Inactive elements are not written to memory.

This instruction is illegal when executed in Streaming SVE mode, unless FEAT_SME_FA64 is implemented and enabled.

SVE (FEAT_SVE)



Encoding

ST1D { <Zt>.D }, <Pg>, [<Zn>.D{, #<imm>}]

Decode for this encoding

```
if !IsFeatureImplemented(FEAT_SVE) then EndOfDecode(Decode_UNDEF);
constant integer t = UInt(Zt);
constant integer n = UInt(Zn);
constant integer g = UInt(Pg);
constant integer esize = 64;
constant integer msize = 64;
constant integer offset = UInt(imm5);
```

Assembler Symbols

- <Zt> Is the name of the scalable vector register to be transferred, encoded in the "Zt" field.
- <Pg> Is the name of the governing scalable predicate register P0-P7, encoded in the "Pg" field.
- <Zn> Is the name of the base scalable vector register, encoded in the "Zn" field.
- <imm> Is the optional unsigned immediate byte offset, a multiple of 8 in the range 0 to 248, defaulting to 0, encoded in the "imm5" field.

Operation

```
CheckNonStreamingSVEEnabled();
constant integer VL = CurrentVL;
constant integer PL = VL DIV 8;
constant integer elements = VL DIV esize;
constant bits(PL) mask = P[g, PL];
bits(VL) base;
bits(VL) src;
constant integer mbytes = msize DIV 8;
constant boolean contiguous = FALSE;
constant boolean nontemporal = FALSE;
constant boolean tagchecked = TRUE;
constant AccessDescriptor accdesc = CreateAccDescSVE(MemOp\_STORE, nontemporal, contiguous,
                                                    tagchecked);

if AnyActiveElement(mask, esize) then
    base = Z[n, VL];
    src = Z[t, VL];

for e = 0 to elements-1
    if ActivePredicateElement(mask, e, esize) then
        constant bits(64) baddr = ZeroExtend(Elem[base, e, esize], 64);
        constant bits(64) addr = AddressAdd(baddr, offset * mbytes, accdesc);
        Mem[addr, mbytes, accdesc] = Elem[src, e, esize]<msize-1:0>;
```

Operational information

If PSTATE.DIT is 1, the timing of this instruction is insensitive to the value of the data being loaded or stored when its governing predicate register contains the same value for each execution.

Internal version only: aarchmrs v2025-03_rel, pseudocode v2025-03_rel ; Build timestamp: 2025-03-21T17:41

Copyright © 2010-2025 Arm Limited or its affiliates. All rights reserved. This document is Non-Confidential.

ST1H (scalar plus immediate, consecutive registers)

Contiguous store of halfwords from multiple consecutive vectors (immediate index)

This instruction performs a contiguous store of halfwords from elements of two or four consecutive vector registers to the memory address generated by a 64-bit scalar base and immediate index which is multiplied by the vector's in-memory size, irrespective of predication, and added to the base address.

Inactive elements are not written to memory.

It has encodings from 2 classes: [Two registers](#) and [Four registers](#)

Two registers

(FEAT_SME2 || FEAT_SVE2p1)

31	30	29	28	27	26	25	24	23	22	21	20	19	18	17	16	15	14	13	12	11	10	9	8	7	6	5	4	3	2	1	0
1	0	1	0	0	0	0	0	0	1	1	0	imm4			0	0	1	PNg			Rn				Zt			0			
msz																N															

Encoding

ST1H { <Zt1>.H-<Zt2>.H }, <PNg>, [<Xn|SP>{, #<imm>, MUL VL}]

Decode for this encoding

```
if !IsFeatureImplemented(FEAT_SME2) && !IsFeatureImplemented(FEAT_SVE2p1) then
    EndOfDecode(Decode_UNDEF);
constant integer n = UInt(Rn);
constant integer g = UInt('1':PNg);
constant integer nreg = 2;
constant integer t = UInt(Zt:'0');
constant integer esize = 16;
constant integer offset = SInt(imm4);
```

Four registers

(FEAT_SME2 || FEAT_SVE2p1)

31	30	29	28	27	26	25	24	23	22	21	20	19	18	17	16	15	14	13	12	11	10	9	8	7	6	5	4	3	2	1	0
1	0	1	0	0	0	0	0	0	1	1	0	imm4			1	0	1	PNg			Rn				Zt			0	0		
msz																N															

Encoding

ST1H { <Zt1>.H-<Zt4>.H }, <PNg>, [<Xn|SP>{, #<imm>, MUL VL}]

Decode for this encoding

```
if !IsFeatureImplemented(FEAT_SME2) && !IsFeatureImplemented(FEAT_SVE2p1) then
    EndOfDecode(Decode_UNDEF);
constant integer n = UInt(Rn);
constant integer g = UInt('1':PNg);
constant integer nreg = 4;
constant integer t = UInt(Zt:'00');
constant integer esize = 16;
constant integer offset = SInt(imm4);
```

Assembler Symbols

- <Zt1>For the "Two registers" variant: is the name of the first scalable vector register to be transferred, encoded as "Zt" times 2.
For the "Four registers" variant: is the name of the first scalable vector register to be transferred, encoded as "Zt" times 4.
- <Zt2>Is the name of the second scalable vector register to be transferred, encoded as "Zt" times 2 plus 1.

<PNg>	Is the name of the governing scalable predicate register PN8-PN15, with predicate-as-counter encoding, encoded in the "PNg" field.
<Xn SP>	Is the 64-bit name of the general-purpose base register or stack pointer, encoded in the "Rn" field.
<imm>	For the "Two registers" variant: is the optional signed immediate vector offset, a multiple of 2 in the range -16 to 14, defaulting to 0, encoded in the "imm4" field. For the "Four registers" variant: is the optional signed immediate vector offset, a multiple of 4 in the range -32 to 28, defaulting to 0, encoded in the "imm4" field.
<Zt4>	Is the name of the fourth scalable vector register to be transferred, encoded as "Zt" times 4 plus 3.

Operation

```

if IsFeatureImplemented(FEAT_SVE2p1) then CheckSVEEnabled\(\); else CheckStreamingSVEEnabled\(\);
constant integer VL = CurrentVL;
constant integer PL = VL DIV 8;
constant integer elements = VL DIV esize;
constant integer mbytes = esize DIV 8;
bits(64) base;
bits(64) addr;
bits(VL) src;
constant bits(PL) pred = P[g, PL];
constant bits(PL * nreg) mask = CounterToPredicate(pred<15:0>, PL * nreg);
constant boolean contiguous = TRUE;
constant boolean nontemporal = FALSE;
constant integer transfer = t;
constant boolean tagchecked = n != 31;
constant AccessDescriptor accdesc = CreateAccDescSVE(MemOp_STORE, nontemporal, contiguous,
                                                    tagchecked);

if !AnyActiveElement(mask, esize) then
    if n == 31 && ConstrainUnpredictableBool(Unpredictable\_CHECKSPNONEACTIVE) then
        CheckSPAlignment();
else
    if n == 31 then CheckSPAlignment();

base = if n == 31 then SP[64] else X[n, 64];
addr = AddressAdd(base, offset * nreg * elements * mbytes, accdesc);

for r = 0 to nreg-1
    src = Z[transfer+r, VL];
    for e = 0 to elements-1
        if ActivePredicateElement(mask, r * elements + e, esize) then
            Mem[addr, mbytes, accdesc] = Elem[src, e, esize];
        addr = AddressIncrement(addr, mbytes, accdesc);

```

Operational information

If PSTATE.DIT is 1, the timing of this instruction is insensitive to the value of the data being loaded or stored when its governing predicate register contains the same value for each execution.

Internal version only: aarchmrs v2025-03_rel, pseudocode v2025-03_rel ; Build timestamp: 2025-03-21T17:41

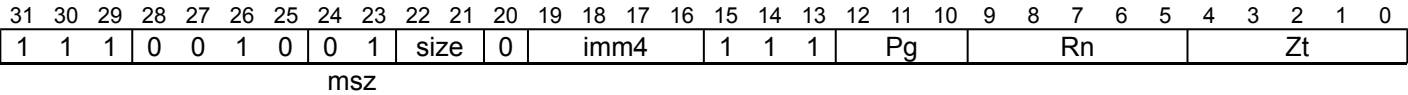
Copyright © 2010-2025 Arm Limited or its affiliates. All rights reserved. This document is Non-Confidential.

ST1H (scalar plus immediate, single register)

Contiguous store halfwords from vector (immediate index)

Contiguous store of halfwords from elements of a vector register to the memory address generated by a 64-bit scalar base and immediate index in the range -8 to 7 which is multiplied by the vector's in-memory size, irrespective of predication, and added to the base address. Inactive elements are not written to memory.

SVE
(FEAT_SVE || FEAT_SME)



Encoding

ST1H { <Zt>.<T> }, <Pg>, [<Xn|SP>{, #<imm>, MUL VL}]

Decode for this encoding

```
if !IsFeatureImplemented(FEAT_SVE) && !IsFeatureImplemented(FEAT_SME) then
    EndOfDecode(Decode_UNDEF);
if size == '00' then EndOfDecode(Decode_UNDEF);
constant integer t = UInt(Zt);
constant integer n = UInt(Rn);
constant integer g = UInt(Pg);
constant integer esize = 8 << UInt(size);
constant integer msize = 16;
constant integer offset = SInt(imm4);
```

Assembler Symbols

<Zt> Is the name of the scalable vector register to be transferred, encoded in the "Zt" field.

<T> Is the size specifier, encoded in "size":

size	<T>
00	RESERVED
01	H
10	S
11	D

<Pg> Is the name of the governing scalable predicate register P0-P7, encoded in the "Pg" field.

<Xn|SP> Is the 64-bit name of the general-purpose base register or stack pointer, encoded in the "Rn" field.

<imm> Is the optional signed immediate vector offset, in the range -8 to 7, defaulting to 0, encoded in the "imm4" field.

Operation

```
CheckSVEEnabled();
constant integer VL = CurrentVL;
constant integer PL = VL DIV 8;
constant integer elements = VL DIV esize;
bits(64) base;
constant bits(PL) mask = P[g, PL];
bits(64) addr;
bits(VL) src;
constant integer mbytes = msize DIV 8;
constant boolean contiguous = TRUE;
constant boolean nontemporal = FALSE;
constant boolean tagchecked = n != 31;
constant AccessDescriptor accdesc = CreateAccDescSVE(MemOp\_STORE, nontemporal, contiguous,
                                                    tagchecked);

if !AnyActiveElement(mask, esize) then
    if n == 31 && ConstrainUnpredictableBool(Unpredictable\_CHECKSPNONEACTIVE) then
        CheckSPAlignment();
else
    if n == 31 then CheckSPAlignment();
    src = Z[t, VL];

base = if n == 31 then SP[64] else X[n, 64];
addr = AddressAdd(base, offset * elements * mbytes, accdesc);

for e = 0 to elements-1
    if ActivePredicateElement(mask, e, esize) then
        Mem[addr, mbytes, accdesc] = Elem[src, e, esize]<msize-1:0>;
        addr = AddressIncrement(addr, mbytes, accdesc);
```

Operational information

If PSTATE.DIT is 1, the timing of this instruction is insensitive to the value of the data being loaded or stored when its governing predicate register contains the same value for each execution.

Internal version only: aarchmrs v2025-03_rel, pseudocode v2025-03_rel ; Build timestamp: 2025-03-21T17:41

Copyright © 2010-2025 Arm Limited or its affiliates. All rights reserved. This document is Non-Confidential.

ST1H (scalar plus scalar, consecutive registers)

Contiguous store of halfwords from multiple consecutive vectors (scalar index)

This instruction performs a contiguous store of halfwords from elements of two or four consecutive vector registers to the memory address generated by a 64-bit scalar base and scalar index which is added to the base address. After each element access the index value is incremented, but the index register is not updated.

Inactive elements are not written to memory.

It has encodings from 2 classes: [Two registers](#) and [Four registers](#)

Two registers

(FEAT_SME2 || FEAT_SVE2p1)

31	30	29	28	27	26	25	24	23	22	21	20	19	18	17	16	15	14	13	12	11	10	9	8	7	6	5	4	3	2	1	0
1	0	1	0	0	0	0	0	0	0	1	Rm				0	0	1	PNg			Rn				Zt			0			
msz																N															

Encoding

ST1H { <Zt1>.H-<Zt2>.H }, <PNg>, [<Xn|SP>, <Xm>, LSL #1]

Decode for this encoding

```
if !IsFeatureImplemented(FEAT_SME2) && !IsFeatureImplemented(FEAT_SVE2p1) then
    EndOfDecode(Decode_UNDEF);
constant integer n = UInt(Rn);
constant integer m = UInt(Rm);
constant integer g = UInt('1':PNg);
constant integer nreg = 2;
constant integer t = UInt(Zt:'0');
constant integer esize = 16;
```

Four registers

(FEAT_SME2 || FEAT_SVE2p1)

31	30	29	28	27	26	25	24	23	22	21	20	19	18	17	16	15	14	13	12	11	10	9	8	7	6	5	4	3	2	1	0
1	0	1	0	0	0	0	0	0	0	1	Rm					1	0	1	PNg			Rn				Zt			0	0	
msz																N															

Encoding

ST1H { <Zt1>.H-<Zt4>.H }, <PNg>, [<Xn|SP>, <Xm>, LSL #1]

Decode for this encoding

```
if !IsFeatureImplemented(FEAT_SME2) && !IsFeatureImplemented(FEAT_SVE2p1) then
    EndOfDecode(Decode_UNDEF);
constant integer n = UInt(Rn);
constant integer m = UInt(Rm);
constant integer g = UInt('1':PNg);
constant integer nreg = 4;
constant integer t = UInt(Zt:'00');
constant integer esize = 16;
```

Assembler Symbols

- <Zt1> For the "Two registers" variant: is the name of the first scalable vector register to be transferred, encoded as "Zt" times 2.
For the "Four registers" variant: is the name of the first scalable vector register to be transferred, encoded as "Zt" times 4.
- <Zt2> Is the name of the second scalable vector register to be transferred, encoded as "Zt" times 2 plus 1.

<PNg>	Is the name of the governing scalable predicate register PN8-PN15, with predicate-as-counter encoding, encoded in the "PNg" field.
<Xn SP>	Is the 64-bit name of the general-purpose base register or stack pointer, encoded in the "Rn" field.
<Xm>	Is the 64-bit name of the general-purpose offset register, encoded in the "Rm" field.
<Zt4>	Is the name of the fourth scalable vector register to be transferred, encoded as "Zt" times 4 plus 3.

Operation

```

if IsFeatureImplemented(FEAT_SVE2p1) then CheckSVEEnabled\(\); else CheckStreamingSVEEnabled\(\);
constant integer VL = CurrentVL;
constant integer PL = VL DIV 8;
constant integer elements = VL DIV esize;
constant integer mbytes = esize DIV 8;
bits(64) offset;
bits(64) base;
bits(64) addr;
bits(VL) src;
constant bits(PL) pred = P[g, PL];
constant bits(PL * nreg) mask = CounterToPredicate(pred<15:0>, PL * nreg);
constant boolean contiguous = TRUE;
constant boolean nontemporal = FALSE;
constant integer transfer = t;
constant boolean tagchecked = TRUE;
constant AccessDescriptor accdesc = CreateAccDescSVE(MemOp\_STORE, nontemporal, contiguous,
                                                    tagchecked);

if !AnyActiveElement(mask, esize) then
    if n == 31 && ConstrainUnpredictableBool(Unpredictable\_CHECKSPNONEACTIVE) then
        CheckSPAlignment();
else
    if n == 31 then CheckSPAlignment();

base = if n == 31 then SP[64] else X[n, 64];
offset = X[m, 64];
addr = AddressAdd(base, UInt(offset) * mbytes, accdesc);

for r = 0 to nreg-1
    src = Z[transfer+r, VL];
    for e = 0 to elements-1
        if ActivePredicateElement(mask, r * elements + e, esize) then
            Mem[addr, mbytes, accdesc] = Elem[src, e, esize];
            addr = AddressIncrement(addr, mbytes, accdesc);

```

Operational information

If PSTATE.DIT is 1, the timing of this instruction is insensitive to the value of the data being loaded or stored when its governing predicate register contains the same value for each execution.

Internal version only: aarchmrs v2025-03_rel, pseudocode v2025-03_rel ; Build timestamp: 2025-03-21T17:41

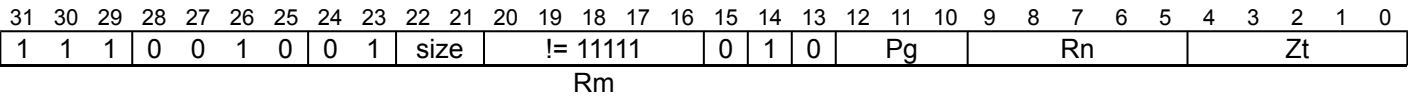
Copyright © 2010-2025 Arm Limited or its affiliates. All rights reserved. This document is Non-Confidential.

ST1H (scalar plus scalar, single register)

Contiguous store halfwords from vector (scalar index)

Contiguous store of halfwords from elements of a vector register to the memory address generated by a 64-bit scalar base and scalar index which is multiplied by 2 and added to the base address. After each element access the index value is incremented, but the index register is not updated. Inactive elements are not written to memory.

SVE
(FEAT_SVE || FEAT_SME)



Encoding

ST1H { <Zt>.<T> }, <Pg>, [<Xn|SP>, <Xm>, LSL #1]

Decode for this encoding

```
if !IsFeatureImplemented(FEAT_SVE) && !IsFeatureImplemented(FEAT_SME) then
    EndOfDecode(Decode_UNDEF);
if size == '00' then EndOfDecode(Decode_UNDEF);
if Rm == '11111' then EndOfDecode(Decode_UNDEF);
constant integer t = UInt(Zt);
constant integer n = UInt(Rn);
constant integer m = UInt(Rm);
constant integer g = UInt(Pg);
constant integer esize = 8 << UInt(size);
constant integer msize = 16;
```

Assembler Symbols

- <Zt> Is the name of the scalable vector register to be transferred, encoded in the "Zt" field.
- <T> Is the size specifier, encoded in "size":
 Table:
 size | <T>
 00 | RESERVED
 01 | H
 10 | S
 11 | D
- <Pg> Is the name of the governing scalable predicate register P0-P7, encoded in the "Pg" field.
- <Xn|SP> Is the 64-bit name of the general-purpose base register or stack pointer, encoded in the "Rn" field.
- <Xm> Is the 64-bit name of the general-purpose offset register, encoded in the "Rm" field.

Operation

```
CheckSVEEnabled();
constant integer VL = CurrentVL;
constant integer PL = VL DIV 8;
constant integer elements = VL DIV esize;
bits(64) base;
constant bits(PL) mask = P[g, PL];
bits(64) offset;
bits(64) addr;
bits(VL) src;
constant integer mbytes = msize DIV 8;
constant boolean contiguous = TRUE;
constant boolean nontemporal = FALSE;
constant boolean tagchecked = TRUE;
constant AccessDescriptor accdesc = CreateAccDescSVE(MemOp\_STORE, nontemporal, contiguous,
                                                    tagchecked);

if !AnyActiveElement(mask, esize) then
    if n == 31 && ConstrainUnpredictableBool(Unpredictable\_CHECKSPNONEACTIVE) then
        CheckSPAlignment();
    else
        if n == 31 then CheckSPAlignment();
        src = Z[t, VL];

base = if n == 31 then SP[64] else X[n, 64];
offset = X[m, 64];
addr = AddressAdd(base, UInt(offset) * mbytes, accdesc);

for e = 0 to elements-1
    if ActivePredicateElement(mask, e, esize) then
        Mem[addr, mbytes, accdesc] = Elem[src, e, esize]<msize-1:0>;
        addr = AddressIncrement(addr, mbytes, accdesc);
```

Operational information

If PSTATE.DIT is 1, the timing of this instruction is insensitive to the value of the data being loaded or stored when its governing predicate register contains the same value for each execution.

Internal version only: aarchmrs v2025-03_rel, pseudocode v2025-03_rel ; Build timestamp: 2025-03-21T17:41

Copyright © 2010-2025 Arm Limited or its affiliates. All rights reserved. This document is Non-Confidential.

ST1H (scalar plus vector)

Scatter store halfwords from a vector (vector index)

Scatter store of halfwords from the active elements of a vector register to the memory addresses generated by a 64-bit scalar base plus vector index. The index values are optionally first sign or zero-extended from 32 to 64 bits and then optionally multiplied by 2. Inactive elements are not written to memory.

This instruction is illegal when executed in Streaming SVE mode, unless FEAT_SME_FA64 is implemented and enabled.

It has encodings from 6 classes: [32-bit scaled offset](#) , [32-bit unpacked scaled offset](#) , [32-bit unpacked unscaled offset](#) , [32-bit unscaled offset](#) , [64-bit scaled offset](#) and [64-bit unscaled offset](#)

32-bit scaled offset

(FEAT_SVE)

31	30	29	28	27	26	25	24	23	22	21	20	19	18	17	16	15	14	13	12	11	10	9	8	7	6	5	4	3	2	1	0
1	1	1	0	0	1	0	0	1	1	1	Zm				1	xs	0	Pg				Rn				Zt					
msz																															

Encoding

ST1H { <Zt>.S }, <Pg>, [<Xn|SP>, <Zm>.S, <mod> #1]

Decode for this encoding

```
if !IsFeatureImplemented(FEAT_SVE) then EndOfDecode(Decode_UNDEF);
constant integer t = UInt(Zt);
constant integer n = UInt(Rn);
constant integer m = UInt(Zm);
constant integer g = UInt(Pg);
constant integer esize = 32;
constant integer msize = 16;
constant integer offs_size = 32;
constant boolean offs_unsigned = xs == '0';
constant integer scale = 1;
```

32-bit unpacked scaled offset

(FEAT_SVE)

31	30	29	28	27	26	25	24	23	22	21	20	19	18	17	16	15	14	13	12	11	10	9	8	7	6	5	4	3	2	1	0
1	1	1	0	0	1	0	0	1	0	1	Zm				1	xs	0	Pg				Rn				Zt					
msz																															

Encoding

ST1H { <Zt>.D }, <Pg>, [<Xn|SP>, <Zm>.D, <mod> #1]

Decode for this encoding

```
if !IsFeatureImplemented(FEAT_SVE) then EndOfDecode(Decode_UNDEF);
constant integer t = UInt(Zt);
constant integer n = UInt(Rn);
constant integer m = UInt(Zm);
constant integer g = UInt(Pg);
constant integer esize = 64;
constant integer msize = 16;
constant integer offs_size = 32;
constant boolean offs_unsigned = xs == '0';
constant integer scale = 1;
```

32-bit unpacked unscaled offset (FEAT_SVE)

31	30	29	28	27	26	25	24	23	22	21	20	19	18	17	16	15	14	13	12	11	10	9	8	7	6	5	4	3	2	1	0
1	1	1	0	0	1	0	0	1	0	0	Zm				1	xs	0	Pg				Rn				Zt					

msz

Encoding

ST1H { <Zt>.D }, <Pg>, [<Xn|SP>, <Zm>.D, <mod>]

Decode for this encoding

```
if !IsFeatureImplemented(FEAT_SVE) then EndOfDecode(Decode_UNDEF);
constant integer t = UInt(Zt);
constant integer n = UInt(Rn);
constant integer m = UInt(Zm);
constant integer g = UInt(Pg);
constant integer esize = 64;
constant integer msize = 16;
constant integer offs_size = 32;
constant boolean offs_unsigned = xs == '0';
constant integer scale = 0;
```

32-bit unscaled offset (FEAT_SVE)

31	30	29	28	27	26	25	24	23	22	21	20	19	18	17	16	15	14	13	12	11	10	9	8	7	6	5	4	3	2	1	0
1	1	1	0	0	1	0	0	1	1	0	Zm				1	xs	0	Pg				Rn				Zt					

msz

Encoding

ST1H { <Zt>.S }, <Pg>, [<Xn|SP>, <Zm>.S, <mod>]

Decode for this encoding

```
if !IsFeatureImplemented(FEAT_SVE) then EndOfDecode(Decode_UNDEF);
constant integer t = UInt(Zt);
constant integer n = UInt(Rn);
constant integer m = UInt(Zm);
constant integer g = UInt(Pg);
constant integer esize = 32;
constant integer msize = 16;
constant integer offs_size = 32;
constant boolean offs_unsigned = xs == '0';
constant integer scale = 0;
```

64-bit scaled offset (FEAT_SVE)

31	30	29	28	27	26	25	24	23	22	21	20	19	18	17	16	15	14	13	12	11	10	9	8	7	6	5	4	3	2	1	0
1	1	1	0	0	1	0	0	1	0	1	Zm				1	0	1	Pg				Rn				Zt					

msz

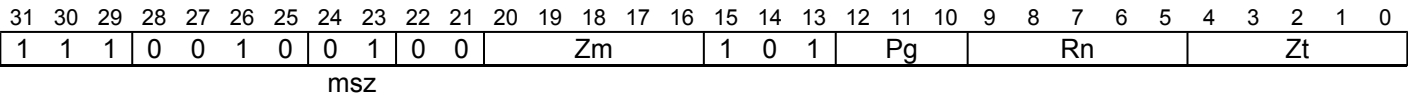
Encoding

ST1H { <Zt>.D }, <Pg>, [<Xn|SP>, <Zm>.D, LSL #1]

Decode for this encoding

```
if !IsFeatureImplemented(FEAT_SVE) then EndOfDecode(Decode_UNDEF);
constant integer t = UInt(Zt);
constant integer n = UInt(Rn);
constant integer m = UInt(Zm);
constant integer g = UInt(Pg);
constant integer esize = 64;
constant integer msize = 16;
constant integer offs_size = 64;
constant boolean offs_unsigned = TRUE;
constant integer scale = 1;
```

64-bit unscaled offset
(FEAT_SVE)



Encoding

ST1H { <Zt>.D }, <Pg>, [<Xn|SP>, <Zm>.D]

Decode for this encoding

```
if !IsFeatureImplemented(FEAT_SVE) then EndOfDecode(Decode_UNDEF);
constant integer t = UInt(Zt);
constant integer n = UInt(Rn);
constant integer m = UInt(Zm);
constant integer g = UInt(Pg);
constant integer esize = 64;
constant integer msize = 16;
constant integer offs_size = 64;
constant boolean offs_unsigned = TRUE;
constant integer scale = 0;
```

Assembler Symbols

- <Zt> Is the name of the scalable vector register to be transferred, encoded in the "Zt" field.
- <Pg> Is the name of the governing scalable predicate register P0-P7, encoded in the "Pg" field.
- <Xn|SP> Is the 64-bit name of the general-purpose base register or stack pointer, encoded in the "Rn" field.
- <Zm> Is the name of the offset scalable vector register, encoded in the "Zm" field.
- <mod> Is the index extend and shift specifier, encoded in "xs":

xs	<mod>
0	UXTW
1	SXTW

Operation

```
CheckNonStreamingSVEEnabled();
constant integer VL = CurrentVL;
constant integer PL = VL DIV 8;
constant integer elements = VL DIV esize;
bits(64) base;
constant bits(PL) mask = P[g, PL];
bits(VL) offset;
bits(VL) src;
constant integer mbytes = msize DIV 8;
constant boolean contiguous = FALSE;
constant boolean nontemporal = FALSE;
constant boolean tagchecked = TRUE;
constant AccessDescriptor accdesc = CreateAccDescSVE(MemOp_STORE, nontemporal, contiguous,
                                                    tagchecked);

if !AnyActiveElement(mask, esize) then
    if n == 31 && ConstrainUnpredictableBool(Unpredictable_CHECKSPNONEACTIVE) then
        CheckSPAlignment();
    else
        if n == 31 then CheckSPAlignment();
        base = if n == 31 then SP[64] else X[n, 64];
        offset = Z[m, VL];
        src = Z[t, VL];

for e = 0 to elements-1
    if ActivePredicateElement(mask, e, esize) then
        constant integer off = Int(Elem[offset, e, esize]<offs_size-1:0>, offs_unsigned);
        constant bits(64) addr = AddressAdd(base, off << scale, accdesc);
        Mem[addr, mbytes, accdesc] = Elem[src, e, esize]<msize-1:0>;
```

Operational information

If PSTATE.DIT is 1, the timing of this instruction is insensitive to the value of the data being loaded or stored when its governing predicate register contains the same value for each execution.

Internal version only: aarchmrs v2025-03_rel, pseudocode v2025-03_rel ; Build timestamp: 2025-03-21T17:41

Copyright © 2010-2025 Arm Limited or its affiliates. All rights reserved. This document is Non-Confidential.

ST1H (vector plus immediate)

Scatter store halfwords from a vector (immediate index)

Scatter store of halfwords from the active elements of a vector register to the memory addresses generated by a vector base plus immediate index. The index is a multiple of 2 in the range 0 to 62. Inactive elements are not written to memory.

This instruction is illegal when executed in Streaming SVE mode, unless FEAT_SME_FA64 is implemented and enabled.

It has encodings from 2 classes: [32-bit element](#) and [64-bit element](#)

32-bit element (FEAT_SVE)

31	30	29	28	27	26	25	24	23	22	21	20	19	18	17	16	15	14	13	12	11	10	9	8	7	6	5	4	3	2	1	0
1	1	1	0	0	1	0	0	1	1	imm5					1	0	1	Pg			Zn				Zt						
msz																															

Encoding

ST1H { <Zt>.S }, <Pg>, [<Zn>.S{, #<imm>}]

Decode for this encoding

```
if !IsFeatureImplemented(FEAT_SVE) then EndOfDecode(Decode_UNDEF);
constant integer t = UInt(Zt);
constant integer n = UInt(Zn);
constant integer g = UInt(Pg);
constant integer esize = 32;
constant integer msize = 16;
constant integer offset = UInt(imm5);
```

64-bit element (FEAT_SVE)

31	30	29	28	27	26	25	24	23	22	21	20	19	18	17	16	15	14	13	12	11	10	9	8	7	6	5	4	3	2	1	0
1	1	1	0	0	1	0	0	1	1	0	imm5					1	0	1	Pg			Zn				Zt					
msz																															

Encoding

ST1H { <Zt>.D }, <Pg>, [<Zn>.D{, #<imm>}]

Decode for this encoding

```
if !IsFeatureImplemented(FEAT_SVE) then EndOfDecode(Decode_UNDEF);
constant integer t = UInt(Zt);
constant integer n = UInt(Zn);
constant integer g = UInt(Pg);
constant integer esize = 64;
constant integer msize = 16;
constant integer offset = UInt(imm5);
```

Assembler Symbols

- <Zt> Is the name of the scalable vector register to be transferred, encoded in the "Zt" field.
- <Pg> Is the name of the governing scalable predicate register P0-P7, encoded in the "Pg" field.
- <Zn> Is the name of the base scalable vector register, encoded in the "Zn" field.
- <imm> Is the optional unsigned immediate byte offset, a multiple of 2 in the range 0 to 62, defaulting to 0, encoded in the "imm5" field.

Operation

```
CheckNonStreamingSVEEnabled();
constant integer VL = CurrentVL;
constant integer PL = VL DIV 8;
constant integer elements = VL DIV esize;
constant bits(PL) mask = P[g, PL];
bits(VL) base;
bits(VL) src;
constant integer mbytes = msize DIV 8;
constant boolean contiguous = FALSE;
constant boolean nontemporal = FALSE;
constant boolean tagchecked = TRUE;
constant AccessDescriptor accdesc = CreateAccDescSVE(MemOp\_STORE, nontemporal, contiguous,
                                                    tagchecked);

if AnyActiveElement(mask, esize) then
    base = Z[n, VL];
    src = Z[t, VL];

for e = 0 to elements-1
    if ActivePredicateElement(mask, e, esize) then
        constant bits(64) baddr = ZeroExtend(Elem[base, e, esize], 64);
        constant bits(64) addr = AddressAdd(baddr, offset * mbytes, accdesc);
        Mem[addr, mbytes, accdesc] = Elem[src, e, esize]<msize-1:0>;
```

Operational information

If PSTATE.DIT is 1, the timing of this instruction is insensitive to the value of the data being loaded or stored when its governing predicate register contains the same value for each execution.

Internal version only: aarchmrs v2025-03_rel, pseudocode v2025-03_rel ; Build timestamp: 2025-03-21T17:41

Copyright © 2010-2025 Arm Limited or its affiliates. All rights reserved. This document is Non-Confidential.

ST1Q

Scatter store quadwords

Scatter store of quadwords from the active elements of a vector register to the memory addresses generated by a vector base plus a 64-bit unscaled scalar register offset. Inactive elements are not written to memory.
This instruction is illegal when executed in Streaming SVE mode, unless FEAT_SME_FA64 is implemented and enabled.

SVE2 (FEAT_SVE2p1)

31	30	29	28	27	26	25	24	23	22	21	20	19	18	17	16	15	14	13	12	11	10	9	8	7	6	5	4	3	2	1	0
1	1	1	0	0	1	0	0	0	0	1	Rm				0	0	1	Pg			Zn				Zt						

Encoding

ST1Q { <Zt>.Q }, <Pg>, [<Zn>.D{, <Xm>}]

Decode for this encoding

```
if !IsFeatureImplemented(FEAT_SVE2p1) then EndOfDecode(Decode_UNDEF);
constant integer t = UInt(Zt);
constant integer n = UInt(Zn);
constant integer m = UInt(Rm);
constant integer g = UInt(Pg);
```

Assembler Symbols

- <Zt> Is the name of the scalable vector register to be transferred, encoded in the "Zt" field.
- <Pg> Is the name of the governing scalable predicate register P0-P7, encoded in the "Pg" field.
- <Zn> Is the name of the base scalable vector register, encoded in the "Zn" field.
- <Xm> Is the optional 64-bit name of the general-purpose offset register, defaulting to XZR, encoded in the "Rm" field.

Operation

```
constant integer VL = CurrentVL;
constant integer PL = VL DIV 8;
CheckNonStreamingSVEEnabled();
constant integer elements = VL DIV 128;
constant bits(PL) mask = P[g, PL];
bits(VL) base;
bits(64) offset;
bits(VL) src;
constant boolean contiguous = FALSE;
constant boolean nontemporal = FALSE;
constant boolean tagchecked = TRUE;
constant AccessDescriptor accdesc = CreateAccDescSVE(MemOp_STORE, nontemporal, contiguous, tagchecked);

if AnyActiveElement(mask, 128) then
    base = Z[n, VL];
    offset = X[m, 64];
    src = Z[t, VL];

for e = 0 to elements-1
    if ActivePredicateElement(mask, e, 128) then
        constant bits(64) baddr = Elem[base, 2*e, 64];
        constant bits(64) addr = AddressAdd(baddr, offset, accdesc);
        Mem[addr, 16, accdesc] = Elem[src, e, 128];
```

Operational information

If PSTATE.DIT is 1, the timing of this instruction is insensitive to the value of the data being loaded or stored when its governing predicate register contains the same value for each execution.

Internal version only: aarchmrs v2025-03_rel, pseudocode v2025-03_rel ; Build timestamp: 2025-03-21T17:41

Copyright © 2010-2025 Arm Limited or its affiliates. All rights reserved. This document is Non-Confidential.

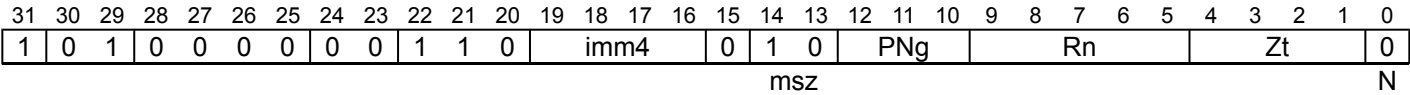
ST1W (scalar plus immediate, consecutive registers)

Contiguous store of words from multiple consecutive vectors (immediate index)

This instruction performs a contiguous store of words from elements of two or four consecutive vector registers to the memory address generated by a 64-bit scalar base and immediate index which is multiplied by the vector's in-memory size, irrespective of predication, and added to the base address. Inactive elements are not written to memory.

It has encodings from 2 classes: [Two registers](#) and [Four registers](#)

Two registers (FEAT_SME2 || FEAT_SVE2p1)



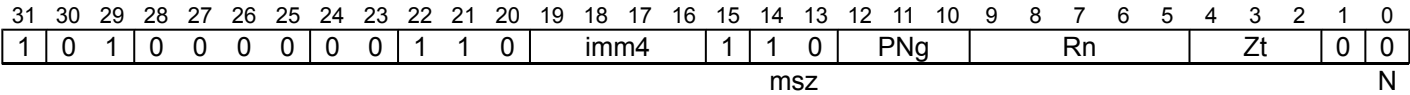
Encoding

ST1W { <Zt1>.S-<Zt2>.S }, <PNg>, [<Xn|SP>{, #<imm>, MUL VL}]

Decode for this encoding

```
if !IsFeatureImplemented(FEAT_SME2) && !IsFeatureImplemented(FEAT_SVE2p1) then
    EndOfDecode(Decode_UNDEF);
constant integer n = UInt(Rn);
constant integer g = UInt('1':PNg);
constant integer nreg = 2;
constant integer t = UInt(Zt:'0');
constant integer esize = 32;
constant integer offset = SInt(imm4);
```

Four registers (FEAT_SME2 || FEAT_SVE2p1)



Encoding

ST1W { <Zt1>.S-<Zt4>.S }, <PNg>, [<Xn|SP>{, #<imm>, MUL VL}]

Decode for this encoding

```
if !IsFeatureImplemented(FEAT_SME2) && !IsFeatureImplemented(FEAT_SVE2p1) then
    EndOfDecode(Decode_UNDEF);
constant integer n = UInt(Rn);
constant integer g = UInt('1':PNg);
constant integer nreg = 4;
constant integer t = UInt(Zt:'00');
constant integer esize = 32;
constant integer offset = SInt(imm4);
```

Assembler Symbols

- <Zt1>
- For the "Two registers" variant: is the name of the first scalable vector register to be transferred, encoded as "Zt" times 2.
For the "Four registers" variant: is the name of the first scalable vector register to be transferred, encoded as "Zt" times 4.
- <Zt2>
- Is the name of the second scalable vector register to be transferred, encoded as "Zt" times 2 plus 1.

<PNg>	Is the name of the governing scalable predicate register PN8-PN15, with predicate-as-counter encoding, encoded in the "PNg" field.
<Xn SP>	Is the 64-bit name of the general-purpose base register or stack pointer, encoded in the "Rn" field.
<imm>	For the "Two registers" variant: is the optional signed immediate vector offset, a multiple of 2 in the range -16 to 14, defaulting to 0, encoded in the "imm4" field. For the "Four registers" variant: is the optional signed immediate vector offset, a multiple of 4 in the range -32 to 28, defaulting to 0, encoded in the "imm4" field.
<Zt4>	Is the name of the fourth scalable vector register to be transferred, encoded as "Zt" times 4 plus 3.

Operation

```

if IsFeatureImplemented(FEAT_SVE2p1) then CheckSVEEnabled\(\); else CheckStreamingSVEEnabled\(\);
constant integer VL = CurrentVL;
constant integer PL = VL DIV 8;
constant integer elements = VL DIV esize;
constant integer mbytes = esize DIV 8;
bits(64) base;
bits(64) addr;
bits(VL) src;
constant bits(PL) pred = P[g, PL];
constant bits(PL * nreg) mask = CounterToPredicate(pred<15:0>, PL * nreg);
constant boolean contiguous = TRUE;
constant boolean nontemporal = FALSE;
constant integer transfer = t;
constant boolean tagchecked = n != 31;
constant AccessDescriptor accdesc = CreateAccDescSVE(MemOp_STORE, nontemporal, contiguous,
                                                    tagchecked);

if !AnyActiveElement(mask, esize) then
    if n == 31 && ConstrainUnpredictableBool(Unpredictable\_CHECKSPNONEACTIVE) then
        CheckSPAlignment();
else
    if n == 31 then CheckSPAlignment();

base = if n == 31 then SP[64] else X[n, 64];
addr = AddressAdd(base, offset * nreg * elements * mbytes, accdesc);

for r = 0 to nreg-1
    src = Z[transfer+r, VL];
    for e = 0 to elements-1
        if ActivePredicateElement(mask, r * elements + e, esize) then
            Mem[addr, mbytes, accdesc] = Elem[src, e, esize];
        addr = AddressIncrement(addr, mbytes, accdesc);

```

Operational information

If PSTATE.DIT is 1, the timing of this instruction is insensitive to the value of the data being loaded or stored when its governing predicate register contains the same value for each execution.

Internal version only: aarchmrs v2025-03_rel, pseudocode v2025-03_rel ; Build timestamp: 2025-03-21T17:41

Copyright © 2010-2025 Arm Limited or its affiliates. All rights reserved. This document is Non-Confidential.

ST1W (scalar plus immediate, single register)

Contiguous store words from vector (immediate index)

Contiguous store of words from elements of a vector register to the memory address generated by a 64-bit scalar base and immediate index in the range -8 to 7 which is multiplied by the vector's in-memory size, irrespective of predication, and added to the base address. Inactive elements are not written to memory.

The 128-bit element variant is illegal when executed in Streaming SVE mode, unless FEAT_SME_FA64 is implemented and enabled.

It has encodings from 2 classes: [32-bit and 64-bit elements](#) and [128-bit element](#)

32-bit and 64-bit elements

(FEAT_SVE || FEAT_SME)

31	30	29	28	27	26	25	24	23	22	21	20	19	18	17	16	15	14	13	12	11	10	9	8	7	6	5	4	3	2	1	0
1	1	1	0	0	1	0	1	0	1	sz	0	imm4				1	1	1	Pg			Rn				Zt					
msz																															

Encoding

ST1W { <Zt>.<T> }, <Pg>, [<Xn|SP>{, #<imm>, MUL VL}]

Decode for this encoding

```
if !IsFeatureImplemented(FEAT_SVE) && !IsFeatureImplemented(FEAT_SME) then
    EndOfDecode(Decode_UNDEF);
constant integer t = UInt(Zt);
constant integer n = UInt(Rn);
constant integer g = UInt(Pg);
constant integer esize = 32 << UInt(sz);
constant integer msize = 32;
constant integer offset = SInt(imm4);
```

128-bit element

(FEAT_SVE2p1)

31	30	29	28	27	26	25	24	23	22	21	20	19	18	17	16	15	14	13	12	11	10	9	8	7	6	5	4	3	2	1	0															
1			1		1		0		0		1		0		1		0		0		0		imm4				1			1			1			Pg			Rn				Zt			
msz											opc																																			

Encoding

ST1W { <Zt>.Q }, <Pg>, [<Xn|SP>{, #<imm>, MUL VL}]

Decode for this encoding

```
if !IsFeatureImplemented(FEAT_SVE2p1) then EndOfDecode(Decode_UNDEF);
constant integer t = UInt(Zt);
constant integer n = UInt(Rn);
constant integer g = UInt(Pg);
constant integer esize = 128;
constant integer msize = 32;
constant integer offset = SInt(imm4);
```

Assembler Symbols

<Zt> Is the name of the scalable vector register to be transferred, encoded in the "Zt" field.

<T> Is the size specifier, encoded in "sz":

sz	<T>
0	S
1	D

- <Pg> Is the name of the governing scalable predicate register P0-P7, encoded in the "Pg" field.
- <Xn|SP> Is the 64-bit name of the general-purpose base register or stack pointer, encoded in the "Rn" field.
- <imm> Is the optional signed immediate vector offset, in the range -8 to 7, defaulting to 0, encoded in the "imm4" field.

Operation

```

if esize < 128 then CheckSVEEnabled(); else CheckNonStreamingSVEEnabled();
constant integer VL = CurrentVL;
constant integer PL = VL DIV 8;
constant integer elements = VL DIV esize;
bits(64) base;
constant bits(PL) mask = P[g, PL];
bits(64) addr;
bits(VL) src;
constant integer mbytes = msize DIV 8;
constant boolean contiguous = TRUE;
constant boolean nontemporal = FALSE;
constant boolean tagchecked = n != 31;
constant AccessDescriptor accdesc = CreateAccDescSVE(MemOp\_STORE, nontemporal, contiguous,
                                                    tagchecked);

if !AnyActiveElement(mask, esize) then
    if n == 31 && ConstrainUnpredictableBool(Unpredictable\_CHECKSPNONEACTIVE) then
        CheckSPAlignment();
    else
        if n == 31 then CheckSPAlignment();
        src = Z[t, VL];

base = if n == 31 then SP[64] else X[n, 64];
addr = AddressAdd(base, offset * elements * mbytes, accdesc);

for e = 0 to elements-1
    if ActivePredicateElement(mask, e, esize) then
        Mem[addr, mbytes, accdesc] = Elem[src, e, esize]<msize-1:0>;
        addr = AddressIncrement(addr, mbytes, accdesc);

```

Operational information

If PSTATE.DIT is 1, the timing of this instruction is insensitive to the value of the data being loaded or stored when its governing predicate register contains the same value for each execution.

Internal version only: aarchmrs v2025-03_rel, pseudocode v2025-03_rel ; Build timestamp: 2025-03-21T17:41

Copyright © 2010-2025 Arm Limited or its affiliates. All rights reserved. This document is Non-Confidential.

ST1W (scalar plus scalar, consecutive registers)

Contiguous store of words from multiple consecutive vectors (scalar index)

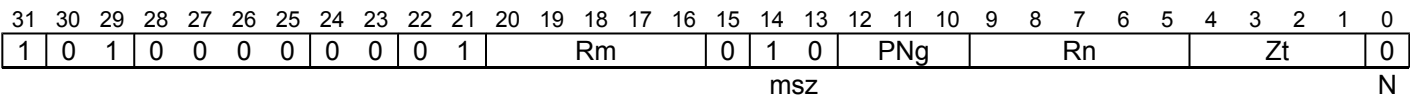
This instruction performs a contiguous store of words from elements of two or four consecutive vector registers to the memory address generated by a 64-bit scalar base and scalar index which is added to the base address. After each element access the index value is incremented, but the index register is not updated.

Inactive elements are not written to memory.

It has encodings from 2 classes: [Two registers](#) and [Four registers](#)

Two registers

(FEAT_SME2 || FEAT_SVE2p1)



Encoding

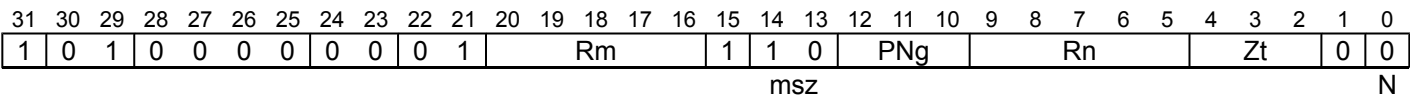
ST1W { <Zt1>.S-<Zt2>.S }, <PNg>, [<Xn|SP>, <Xm>, LSL #2]

Decode for this encoding

```
if !IsFeatureImplemented(FEAT_SME2) && !IsFeatureImplemented(FEAT_SVE2p1) then
    EndOfDecode(Decode_UNDEF);
constant integer n = UInt(Rn);
constant integer m = UInt(Rm);
constant integer g = UInt('1':PNg);
constant integer nreg = 2;
constant integer t = UInt(Zt:'0');
constant integer esize = 32;
```

Four registers

(FEAT_SME2 || FEAT_SVE2p1)



Encoding

ST1W { <Zt1>.S-<Zt4>.S }, <PNg>, [<Xn|SP>, <Xm>, LSL #2]

Decode for this encoding

```
if !IsFeatureImplemented(FEAT_SME2) && !IsFeatureImplemented(FEAT_SVE2p1) then
    EndOfDecode(Decode_UNDEF);
constant integer n = UInt(Rn);
constant integer m = UInt(Rm);
constant integer g = UInt('1':PNg);
constant integer nreg = 4;
constant integer t = UInt(Zt:'00');
constant integer esize = 32;
```

Assembler Symbols

- <Zt1> For the "Two registers" variant: is the name of the first scalable vector register to be transferred, encoded as "Zt" times 2.
For the "Four registers" variant: is the name of the first scalable vector register to be transferred, encoded as "Zt" times 4.
- <Zt2> Is the name of the second scalable vector register to be transferred, encoded as "Zt" times 2 plus 1.

<PNg>	Is the name of the governing scalable predicate register PN8-PN15, with predicate-as-counter encoding, encoded in the "PNg" field.
<Xn SP>	Is the 64-bit name of the general-purpose base register or stack pointer, encoded in the "Rn" field.
<Xm>	Is the 64-bit name of the general-purpose offset register, encoded in the "Rm" field.
<Zt4>	Is the name of the fourth scalable vector register to be transferred, encoded as "Zt" times 4 plus 3.

Operation

```

if IsFeatureImplemented(FEAT_SVE2p1) then CheckSVEEnabled\(\); else CheckStreamingSVEEnabled\(\);
constant integer VL = CurrentVL;
constant integer PL = VL DIV 8;
constant integer elements = VL DIV esize;
constant integer mbytes = esize DIV 8;
bits(64) offset;
bits(64) base;
bits(64) addr;
bits(VL) src;
constant bits(PL) pred = P[g, PL];
constant bits(PL * nreg) mask = CounterToPredicate(pred<15:0>, PL * nreg);
constant boolean contiguous = TRUE;
constant boolean nontemporal = FALSE;
constant integer transfer = t;
constant boolean tagchecked = TRUE;
constant AccessDescriptor accdesc = CreateAccDescSVE(MemOp\_STORE, nontemporal, contiguous,
                                                    tagchecked);

if !AnyActiveElement(mask, esize) then
    if n == 31 && ConstrainUnpredictableBool(Unpredictable\_CHECKSPNONEACTIVE) then
        CheckSPAlignment();
else
    if n == 31 then CheckSPAlignment();

base = if n == 31 then SP[64] else X[n, 64];
offset = X[m, 64];
addr = AddressAdd(base, UInt(offset) * mbytes, accdesc);

for r = 0 to nreg-1
    src = Z[transfer+r, VL];
    for e = 0 to elements-1
        if ActivePredicateElement(mask, r * elements + e, esize) then
            Mem[addr, mbytes, accdesc] = Elem[src, e, esize];
            addr = AddressIncrement(addr, mbytes, accdesc);

```

Operational information

If PSTATE.DIT is 1, the timing of this instruction is insensitive to the value of the data being loaded or stored when its governing predicate register contains the same value for each execution.

Internal version only: aarchmrs v2025-03_rel, pseudocode v2025-03_rel ; Build timestamp: 2025-03-21T17:41

Copyright © 2010-2025 Arm Limited or its affiliates. All rights reserved. This document is Non-Confidential.

ST1W (scalar plus scalar, single register)

Contiguous store words from vector (scalar index)

Contiguous store of words from elements of a vector register to the memory address generated by a 64-bit scalar base and scalar index which is multiplied by 4 and added to the base address. After each element access the index value is incremented, but the index register is not updated. Inactive elements are not written to memory.

The 128-bit element variant is illegal when executed in Streaming SVE mode, unless FEAT_SME_FA64 is implemented and enabled.

It has encodings from 2 classes: [32-bit and 64-bit elements](#) and [128-bit element](#)

32-bit and 64-bit elements (FEAT_SVE || FEAT_SME)

31	30	29	28	27	26	25	24	23	22	21	20	19	18	17	16	15	14	13	12	11	10	9	8	7	6	5	4	3	2	1	0
1	1	1	0	0	1	0	1	0	1	sz	!= 11111				0	1	0	Pg			Rn				Zt						
opc											Rm																				

Encoding

ST1W { <Zt>.<T> }, <Pg>, [<Xn|SP>, <Xm>, LSL #2]

Decode for this encoding

```
if !IsFeatureImplemented(FEAT_SVE) && !IsFeatureImplemented(FEAT_SME) then
    EndOfDecode(Decode_UNDEF);
if Rm == '11111' then EndOfDecode(Decode_UNDEF);
constant integer t = UInt(Zt);
constant integer n = UInt(Rn);
constant integer m = UInt(Rm);
constant integer g = UInt(Pg);
constant integer esize = 32 << UInt(sz);
constant integer msize = 32;
```

128-bit element (FEAT_SVE2p1)

31	30	29	28	27	26	25	24	23	22	21	20	19	18	17	16	15	14	13	12	11	10	9	8	7	6	5	4	3	2	1	0
1	1	1	0	0	1	0	1	0	0	0	!= 11111				0	1	0	Pg			Rn				Zt						
opc											o2		Rm																		

Encoding

ST1W { <Zt>.Q }, <Pg>, [<Xn|SP>, <Xm>, LSL #2]

Decode for this encoding

```
if !IsFeatureImplemented(FEAT_SVE2p1) then EndOfDecode(Decode_UNDEF);
if Rm == '11111' then EndOfDecode(Decode_UNDEF);
constant integer t = UInt(Zt);
constant integer n = UInt(Rn);
constant integer m = UInt(Rm);
constant integer g = UInt(Pg);
constant integer esize = 128;
constant integer msize = 32;
```

Assembler Symbols

<Zt> Is the name of the scalable vector register to be transferred, encoded in the "Zt" field.

<T> Is the size specifier, encoded in “sz”:

sz	<T>
0	S
1	D

<Pg> Is the name of the governing scalable predicate register P0-P7, encoded in the "Pg" field.

<Xn|SP> Is the 64-bit name of the general-purpose base register or stack pointer, encoded in the "Rn" field.

<Xm> Is the 64-bit name of the general-purpose offset register, encoded in the "Rm" field.

Operation

```
if esize < 128 then CheckSVEEnabled(); else CheckNonStreamingSVEEnabled();
constant integer VL = CurrentVL;
constant integer PL = VL DIV 8;
constant integer elements = VL DIV esize;
bits(64) base;
constant bits(PL) mask = P[g, PL];
bits(64) offset;
bits(64) addr;
bits(VL) src;
constant integer mbytes = msize DIV 8;
constant boolean contiguous = TRUE;
constant boolean nontemporal = FALSE;
constant boolean tagchecked = TRUE;
constant AccessDescriptor accdesc = CreateAccDescSVE(MemOp\_STORE, nontemporal, contiguous,
                                                    tagchecked);

if !AnyActiveElement(mask, esize) then
    if n == 31 && ConstrainUnpredictableBool(Unpredictable\_CHECKSPNONEACTIVE) then
        CheckSPAlignment();
    else
        if n == 31 then CheckSPAlignment();
        src = Z[t, VL];

base = if n == 31 then SP[64] else X[n, 64];
offset = X[m, 64];
addr = AddressAdd(base, UInt(offset) * mbytes, accdesc);

for e = 0 to elements-1
    if ActivePredicateElement(mask, e, esize) then
        Mem[addr, mbytes, accdesc] = Elem[src, e, esize]<msize-1:0>;
        addr = AddressIncrement(addr, mbytes, accdesc);
```

Operational information

If PSTATE.DIT is 1, the timing of this instruction is insensitive to the value of the data being loaded or stored when its governing predicate register contains the same value for each execution.

Internal version only: aarchmrs v2025-03_rel, pseudocode v2025-03_rel ; Build timestamp: 2025-03-21T17:41

Copyright © 2010-2025 Arm Limited or its affiliates. All rights reserved. This document is Non-Confidential.

ST1W (scalar plus vector)

Scatter store words from a vector (vector index)

Scatter store of words from the active elements of a vector register to the memory addresses generated by a 64-bit scalar base plus vector index. The index values are optionally first sign or zero-extended from 32 to 64 bits and then optionally multiplied by 4. Inactive elements are not written to memory.

This instruction is illegal when executed in Streaming SVE mode, unless FEAT_SME_FA64 is implemented and enabled.

It has encodings from 6 classes: [32-bit scaled offset](#) , [32-bit unpacked scaled offset](#) , [32-bit unpacked unscaled offset](#) , [32-bit unscaled offset](#) , [64-bit scaled offset](#) and [64-bit unscaled offset](#)

32-bit scaled offset

(FEAT_SVE)

31	30	29	28	27	26	25	24	23	22	21	20	19	18	17	16	15	14	13	12	11	10	9	8	7	6	5	4	3	2	1	0
1	1	1	0	0	1	0	1	0	1	1	Zm				1	xs	0	Pg				Rn				Zt					
msz																															

Encoding

ST1W { <Zt>.S }, <Pg>, [<Xn|SP>, <Zm>.S, <mod> #2]

Decode for this encoding

```
if !IsFeatureImplemented(FEAT_SVE) then EndOfDecode(Decode_UNDEF);
constant integer t = UInt(Zt);
constant integer n = UInt(Rn);
constant integer m = UInt(Zm);
constant integer g = UInt(Pg);
constant integer esize = 32;
constant integer msize = 32;
constant integer offs_size = 32;
constant boolean offs_unsigned = xs == '0';
constant integer scale = 2;
```

32-bit unpacked scaled offset

(FEAT_SVE)

31	30	29	28	27	26	25	24	23	22	21	20	19	18	17	16	15	14	13	12	11	10	9	8	7	6	5	4	3	2	1	0
1	1	1	0	0	1	0	1	0	0	1	Zm				1	xs	0	Pg			Rn				Zt						
msz																															

Encoding

ST1W { <Zt>.D }, <Pg>, [<Xn|SP>, <Zm>.D, <mod> #2]

Decode for this encoding

```
if !IsFeatureImplemented(FEAT_SVE) then EndOfDecode(Decode_UNDEF);
constant integer t = UInt(Zt);
constant integer n = UInt(Rn);
constant integer m = UInt(Zm);
constant integer g = UInt(Pg);
constant integer esize = 64;
constant integer msize = 32;
constant integer offs_size = 32;
constant boolean offs_unsigned = xs == '0';
constant integer scale = 2;
```

32-bit unpacked unscaled offset (FEAT_SVE)

31	30	29	28	27	26	25	24	23	22	21	20	19	18	17	16	15	14	13	12	11	10	9	8	7	6	5	4	3	2	1	0
1	1	1	0	0	1	0	1	0	0	0	Zm				1	xs	0	Pg				Rn				Zt					

msz

Encoding

ST1W { <Zt>.D }, <Pg>, [<Xn|SP>, <Zm>.D, <mod>]

Decode for this encoding

```
if !IsFeatureImplemented(FEAT_SVE) then EndOfDecode(Decode_UNDEF);
constant integer t = UInt(Zt);
constant integer n = UInt(Rn);
constant integer m = UInt(Zm);
constant integer g = UInt(Pg);
constant integer esize = 64;
constant integer msize = 32;
constant integer offs_size = 32;
constant boolean offs_unsigned = xs == '0';
constant integer scale = 0;
```

32-bit unscaled offset (FEAT_SVE)

31	30	29	28	27	26	25	24	23	22	21	20	19	18	17	16	15	14	13	12	11	10	9	8	7	6	5	4	3	2	1	0
1	1	1	0	0	1	0	1	0	1	0	Zm				1	xs	0	Pg				Rn				Zt					

msz

Encoding

ST1W { <Zt>.S }, <Pg>, [<Xn|SP>, <Zm>.S, <mod>]

Decode for this encoding

```
if !IsFeatureImplemented(FEAT_SVE) then EndOfDecode(Decode_UNDEF);
constant integer t = UInt(Zt);
constant integer n = UInt(Rn);
constant integer m = UInt(Zm);
constant integer g = UInt(Pg);
constant integer esize = 32;
constant integer msize = 32;
constant integer offs_size = 32;
constant boolean offs_unsigned = xs == '0';
constant integer scale = 0;
```

64-bit scaled offset (FEAT_SVE)

31	30	29	28	27	26	25	24	23	22	21	20	19	18	17	16	15	14	13	12	11	10	9	8	7	6	5	4	3	2	1	0
1	1	1	0	0	1	0	1	0	0	1	Zm				1	0	1	Pg				Rn				Zt					

msz

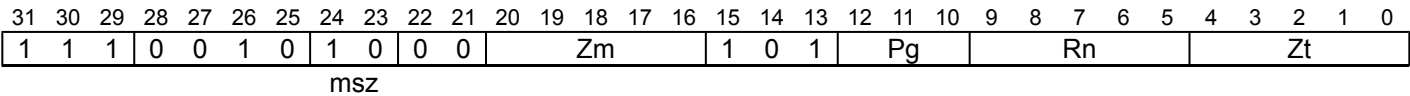
Encoding

ST1W { <Zt>.D }, <Pg>, [<Xn|SP>, <Zm>.D, LSL #2]

Decode for this encoding

```
if !IsFeatureImplemented(FEAT_SVE) then EndOfDecode(Decode_UNDEF);
constant integer t = UInt(Zt);
constant integer n = UInt(Rn);
constant integer m = UInt(Zm);
constant integer g = UInt(Pg);
constant integer esize = 64;
constant integer msize = 32;
constant integer offs_size = 64;
constant boolean offs_unsigned = TRUE;
constant integer scale = 2;
```

64-bit unscaled offset
(FEAT_SVE)



Encoding

ST1W { <Zt>.D }, <Pg>, [<Xn|SP>, <Zm>.D]

Decode for this encoding

```
if !IsFeatureImplemented(FEAT_SVE) then EndOfDecode(Decode_UNDEF);
constant integer t = UInt(Zt);
constant integer n = UInt(Rn);
constant integer m = UInt(Zm);
constant integer g = UInt(Pg);
constant integer esize = 64;
constant integer msize = 32;
constant integer offs_size = 64;
constant boolean offs_unsigned = TRUE;
constant integer scale = 0;
```

Assembler Symbols

- <Zt> Is the name of the scalable vector register to be transferred, encoded in the "Zt" field.
- <Pg> Is the name of the governing scalable predicate register P0-P7, encoded in the "Pg" field.
- <Xn|SP> Is the 64-bit name of the general-purpose base register or stack pointer, encoded in the "Rn" field.
- <Zm> Is the name of the offset scalable vector register, encoded in the "Zm" field.
- <mod> Is the index extend and shift specifier, encoded in "xs":

xs	<mod>
0	UXTW
1	SXTW

Operation

```
CheckNonStreamingSVEEnabled();
constant integer VL = CurrentVL;
constant integer PL = VL DIV 8;
constant integer elements = VL DIV esize;
bits(64) base;
constant bits(PL) mask = P[g, PL];
bits(VL) offset;
bits(VL) src;
constant integer mbytes = msize DIV 8;
constant boolean contiguous = FALSE;
constant boolean nontemporal = FALSE;
constant boolean tagchecked = TRUE;
constant AccessDescriptor accdesc = CreateAccDescSVE(MemOp_STORE, nontemporal, contiguous,
                                                    tagchecked);

if !AnyActiveElement(mask, esize) then
    if n == 31 && ConstrainUnpredictableBool(Unpredictable_CHECKSPNONEACTIVE) then
        CheckSPAlignment();
    else
        if n == 31 then CheckSPAlignment();
        base = if n == 31 then SP[64] else X[n, 64];
        offset = Z[m, VL];
        src = Z[t, VL];

for e = 0 to elements-1
    if ActivePredicateElement(mask, e, esize) then
        constant integer off = Int(Elem[offset, e, esize]<offs_size-1:0>, offs_unsigned);
        constant bits(64) addr = AddressAdd(base, off << scale, accdesc);
        Mem[addr, mbytes, accdesc] = Elem[src, e, esize]<msize-1:0>;
```

Operational information

If PSTATE.DIT is 1, the timing of this instruction is insensitive to the value of the data being loaded or stored when its governing predicate register contains the same value for each execution.

Internal version only: aarchmrs v2025-03_rel, pseudocode v2025-03_rel ; Build timestamp: 2025-03-21T17:41

Copyright © 2010-2025 Arm Limited or its affiliates. All rights reserved. This document is Non-Confidential.

ST1W (vector plus immediate)

Scatter store words from a vector (immediate index)

Scatter store of words from the active elements of a vector register to the memory addresses generated by a vector base plus immediate index. The index is a multiple of 4 in the range 0 to 124. Inactive elements are not written to memory.

This instruction is illegal when executed in Streaming SVE mode, unless FEAT_SME_FA64 is implemented and enabled.

It has encodings from 2 classes: [32-bit element](#) and [64-bit element](#)

32-bit element (FEAT_SVE)

31	30	29	28	27	26	25	24	23	22	21	20	19	18	17	16	15	14	13	12	11	10	9	8	7	6	5	4	3	2	1	0
1	1	1	0	0	1	0	1	0	1	1	imm5					1	0	1	Pg			Zn					Zt				
msz																															

Encoding

ST1W { <Zt>.S }, <Pg>, [<Zn>.S{, #<imm>}]

Decode for this encoding

```
if !IsFeatureImplemented(FEAT_SVE) then EndOfDecode(Decode_UNDEF);
constant integer t = UInt(Zt);
constant integer n = UInt(Zn);
constant integer g = UInt(Pg);
constant integer esize = 32;
constant integer msize = 32;
constant integer offset = UInt(imm5);
```

64-bit element (FEAT_SVE)

31	30	29	28	27	26	25	24	23	22	21	20	19	18	17	16	15	14	13	12	11	10	9	8	7	6	5	4	3	2	1	0
1	1	1	0	0	1	0	1	0	1	0	imm5					1	0	1	Pg			Zn					Zt				
msz																															

Encoding

ST1W { <Zt>.D }, <Pg>, [<Zn>.D{, #<imm>}]

Decode for this encoding

```
if !IsFeatureImplemented(FEAT_SVE) then EndOfDecode(Decode_UNDEF);
constant integer t = UInt(Zt);
constant integer n = UInt(Zn);
constant integer g = UInt(Pg);
constant integer esize = 64;
constant integer msize = 32;
constant integer offset = UInt(imm5);
```

Assembler Symbols

- <Zt> Is the name of the scalable vector register to be transferred, encoded in the "Zt" field.
- <Pg> Is the name of the governing scalable predicate register P0-P7, encoded in the "Pg" field.
- <Zn> Is the name of the base scalable vector register, encoded in the "Zn" field.
- <imm> Is the optional unsigned immediate byte offset, a multiple of 4 in the range 0 to 124, defaulting to 0, encoded in the "imm5" field.

Operation

```
CheckNonStreamingSVEEnabled();
constant integer VL = CurrentVL;
constant integer PL = VL DIV 8;
constant integer elements = VL DIV esize;
constant bits(PL) mask = P[g, PL];
bits(VL) base;
bits(VL) src;
constant integer mbytes = msize DIV 8;
constant boolean contiguous = FALSE;
constant boolean nontemporal = FALSE;
constant boolean tagchecked = TRUE;
constant AccessDescriptor accdesc = CreateAccDescSVE(MemOp\_STORE, nontemporal, contiguous,
                                                    tagchecked);

if AnyActiveElement(mask, esize) then
    base = Z[n, VL];
    src = Z[t, VL];

for e = 0 to elements-1
    if ActivePredicateElement(mask, e, esize) then
        constant bits(64) baddr = ZeroExtend(Elem[base, e, esize], 64);
        constant bits(64) addr = AddressAdd(baddr, offset * mbytes, accdesc);
        Mem[addr, mbytes, accdesc] = Elem[src, e, esize]<msize-1:0>;
```

Operational information

If PSTATE.DIT is 1, the timing of this instruction is insensitive to the value of the data being loaded or stored when its governing predicate register contains the same value for each execution.

Internal version only: aarchmrs v2025-03_rel, pseudocode v2025-03_rel ; Build timestamp: 2025-03-21T17:41

Copyright © 2010-2025 Arm Limited or its affiliates. All rights reserved. This document is Non-Confidential.

ST2B (scalar plus immediate)

Contiguous store two-byte structures from two vectors (immediate index)

Contiguous store two-byte structures, each from the same element number in two vector registers to the memory address generated by a 64-bit scalar base and an immediate index which is a multiple of 2 in the range -16 to 14 that is multiplied by the vector's in-memory size, irrespective of predication,

Each predicate element applies to the same element number in each of the two vector registers, or equivalently to the two consecutive bytes in memory which make up each structure. Inactive structures are not written to memory.

SVE (FEAT_SVE || FEAT_SME)

31	30	29	28	27	26	25	24	23	22	21	20	19	18	17	16	15	14	13	12	11	10	9	8	7	6	5	4	3	2	1	0
1	1	1	0	0	1	0	0	0	0	1	1	imm4				1	1	1	Pg			Rn				Zt					
msz												opc																			

Encoding

ST2B { <Zt1>.B, <Zt2>.B }, <Pg>, [<Xn|SP>{, #<imm>, MUL VL}]

Decode for this encoding

```
if !IsFeatureImplemented(FEAT_SVE) && !IsFeatureImplemented(FEAT_SME) then
    EndOfDecode(Decode_UNDEF);
constant integer t = UInt(Zt);
constant integer n = UInt(Rn);
constant integer g = UInt(Pg);
constant integer esize = 8;
constant integer offset = SInt(imm4);
constant integer nreg = 2;
```

Assembler Symbols

- <Zt1> Is the name of the first scalable vector register to be transferred, encoded in the "Zt" field.
- <Zt2> Is the name of the second scalable vector register to be transferred, encoded as "Zt" plus 1 modulo 32.
- <Pg> Is the name of the governing scalable predicate register P0-P7, encoded in the "Pg" field.
- <Xn|SP> Is the 64-bit name of the general-purpose base register or stack pointer, encoded in the "Rn" field.
- <imm> Is the optional signed immediate vector offset, a multiple of 2 in the range -16 to 14, defaulting to 0, encoded in the "imm4" field.

Operation

```
CheckSVEEnabled();
constant integer VL = CurrentVL;
constant integer PL = VL DIV 8;
constant integer elements = VL DIV esize;
bits(64) base;
constant bits(PL) mask = P[g, PL];
bits(64) addr;
constant integer mbytes = esize DIV 8;
array [0..1] of bits(VL) values;
constant boolean contiguous = TRUE;
constant boolean nontemporal = FALSE;
constant boolean tagchecked = n != 31;
constant AccessDescriptor accdesc = CreateAccDescSVE(MemOp\_STORE, nontemporal, contiguous,
                                                    tagchecked);

if !AnyActiveElement(mask, esize) then
    if n == 31 && ConstrainUnpredictableBool(Unpredictable\_CHECKSPNONEACTIVE) then
        CheckSPAlignment();
    else
        if n == 31 then CheckSPAlignment();

base = if n == 31 then SP[64] else X[n, 64];
addr = AddressAdd(base, offset * elements * nreg * mbytes, accdesc);

for r = 0 to nreg-1
    values[r] = Z[(t+r) MOD 32, VL];

for e = 0 to elements-1
    for r = 0 to nreg-1
        if ActivePredicateElement(mask, e, esize) then
            Mem[addr, mbytes, accdesc] = Elem[values[r], e, esize];
            addr = AddressIncrement(addr, mbytes, accdesc);
```

Operational information

If PSTATE.DIT is 1, the timing of this instruction is insensitive to the value of the data being loaded or stored when its governing predicate register contains the same value for each execution.

Internal version only: aarchmrs v2025-03_rel, pseudocode v2025-03_rel ; Build timestamp: 2025-03-21T17:41

Copyright © 2010-2025 Arm Limited or its affiliates. All rights reserved. This document is Non-Confidential.

ST2B (scalar plus scalar)

Contiguous store two-byte structures from two vectors (scalar index)

Contiguous store two-byte structures, each from the same element number in two vector registers to the memory address generated by a 64-bit scalar base and a 64-bit scalar index register and added to the base address. After each structure access the index value is incremented by two. The index register is not updated by the instruction.

Each predicate element applies to the same element number in each of the two vector registers, or equivalently to the two consecutive bytes in memory which make up each structure. Inactive structures are not written to memory.

SVE (FEAT_SVE || FEAT_SME)

31	30	29	28	27	26	25	24	23	22	21	20	19	18	17	16	15	14	13	12	11	10	9	8	7	6	5	4	3	2	1	0
1	1	1	0	0	1	0	0	0	0	1	!= 11111				0	1	1	Pg			Rn				Zt						
						msz		opc		Rm																					

Encoding

ST2B { <Zt1>.B, <Zt2>.B }, <Pg>, [<Xn|SP>, <Xm>]

Decode for this encoding

```
if !IsFeatureImplemented(FEAT_SVE) && !IsFeatureImplemented(FEAT_SME) then
    EndOfDecode(Decode_UNDEF);
if Rm == '11111' then EndOfDecode(Decode_UNDEF);
constant integer t = UInt(Zt);
constant integer n = UInt(Rn);
constant integer m = UInt(Rm);
constant integer g = UInt(Pg);
constant integer esize = 8;
constant integer nreg = 2;
```

Assembler Symbols

- <Zt1> Is the name of the first scalable vector register to be transferred, encoded in the "Zt" field.
- <Zt2> Is the name of the second scalable vector register to be transferred, encoded as "Zt" plus 1 modulo 32.
- <Pg> Is the name of the governing scalable predicate register P0-P7, encoded in the "Pg" field.
- <Xn|SP> Is the 64-bit name of the general-purpose base register or stack pointer, encoded in the "Rn" field.
- <Xm> Is the 64-bit name of the general-purpose offset register, encoded in the "Rm" field.

Operation

```
CheckSVEEnabled();
constant integer VL = CurrentVL;
constant integer PL = VL DIV 8;
constant integer elements = VL DIV esize;
bits(64) base;
constant bits(PL) mask = P[g, PL];
bits(64) offset;
bits(64) addr;
constant integer mbytes = esize DIV 8;
array [0..1] of bits(VL) values;
constant boolean contiguous = TRUE;
constant boolean nontemporal = FALSE;
constant boolean tagchecked = TRUE;
constant AccessDescriptor accdesc = CreateAccDescSVE(MemOp\_STORE, nontemporal, contiguous,
                                                    tagchecked);

if !AnyActiveElement(mask, esize) then
    if n == 31 && ConstrainUnpredictableBool(Unpredictable\_CHECKSPNONEACTIVE) then
        CheckSPAlignment();
    else
        if n == 31 then CheckSPAlignment();

base = if n == 31 then SP[64] else X[n, 64];
offset = X[m, 64];
addr = AddressAdd(base, UInt(offset) * mbytes, accdesc);

for r = 0 to nreg-1
    values[r] = Z[(t+r) MOD 32, VL];

for e = 0 to elements-1
    for r = 0 to nreg-1
        if ActivePredicateElement(mask, e, esize) then
            Mem[addr, mbytes, accdesc] = Elem[values[r], e, esize];
            addr = AddressIncrement(addr, mbytes, accdesc);
```

Operational information

If PSTATE.DIT is 1, the timing of this instruction is insensitive to the value of the data being loaded or stored when its governing predicate register contains the same value for each execution.

Internal version only: aarchmrs v2025-03_rel, pseudocode v2025-03_rel ; Build timestamp: 2025-03-21T17:41

Copyright © 2010-2025 Arm Limited or its affiliates. All rights reserved. This document is Non-Confidential.

ST2D (scalar plus immediate)

Contiguous store two-doubleword structures from two vectors (immediate index)

Contiguous store two-doubleword structures, each from the same element number in two vector registers to the memory address generated by a 64-bit scalar base and an immediate index which is a multiple of 2 in the range -16 to 14 that is multiplied by the vector's in-memory size, irrespective of predication,

Each predicate element applies to the same element number in each of the two vector registers, or equivalently to the two consecutive doublewords in memory which make up each structure. Inactive structures are not written to memory.

SVE (FEAT_SVE || FEAT_SME)

31	30	29	28	27	26	25	24	23	22	21	20	19	18	17	16	15	14	13	12	11	10	9	8	7	6	5	4	3	2	1	0
1	1	1	0	0	1	0	1	1	0	1	1	imm4				1	1	1	Pg			Rn				Zt					
msz												opc																			

Encoding

ST2D { <Zt1>.D, <Zt2>.D }, <Pg>, [<Xn|SP>{, #<imm>, MUL VL}]

Decode for this encoding

```
if !IsFeatureImplemented(FEAT_SVE) && !IsFeatureImplemented(FEAT_SME) then
    EndOfDecode(Decode_UNDEF);
constant integer t = UInt(Zt);
constant integer n = UInt(Rn);
constant integer g = UInt(Pg);
constant integer esize = 64;
constant integer offset = SInt(imm4);
constant integer nreg = 2;
```

Assembler Symbols

- <Zt1> Is the name of the first scalable vector register to be transferred, encoded in the "Zt" field.
- <Zt2> Is the name of the second scalable vector register to be transferred, encoded as "Zt" plus 1 modulo 32.
- <Pg> Is the name of the governing scalable predicate register P0-P7, encoded in the "Pg" field.
- <Xn|SP> Is the 64-bit name of the general-purpose base register or stack pointer, encoded in the "Rn" field.
- <imm> Is the optional signed immediate vector offset, a multiple of 2 in the range -16 to 14, defaulting to 0, encoded in the "imm4" field.

Operation

```
CheckSVEEnabled();
constant integer VL = CurrentVL;
constant integer PL = VL DIV 8;
constant integer elements = VL DIV esize;
bits(64) base;
constant bits(PL) mask = P[g, PL];
bits(64) addr;
constant integer mbytes = esize DIV 8;
array [0..1] of bits(VL) values;
constant boolean contiguous = TRUE;
constant boolean nontemporal = FALSE;
constant boolean tagchecked = n != 31;
constant AccessDescriptor accdesc = CreateAccDescSVE(MemOp\_STORE, nontemporal, contiguous,
                                                    tagchecked);

if !AnyActiveElement(mask, esize) then
    if n == 31 && ConstrainUnpredictableBool(Unpredictable\_CHECKSPNONEACTIVE) then
        CheckSPAlignment();
    else
        if n == 31 then CheckSPAlignment();

base = if n == 31 then SP[64] else X[n, 64];
addr = AddressAdd(base, offset * elements * nreg * mbytes, accdesc);

for r = 0 to nreg-1
    values[r] = Z[(t+r) MOD 32, VL];

for e = 0 to elements-1
    for r = 0 to nreg-1
        if ActivePredicateElement(mask, e, esize) then
            Mem[addr, mbytes, accdesc] = Elem[values[r], e, esize];
            addr = AddressIncrement(addr, mbytes, accdesc);
```

Operational information

If PSTATE.DIT is 1, the timing of this instruction is insensitive to the value of the data being loaded or stored when its governing predicate register contains the same value for each execution.

Internal version only: aarchmrs v2025-03_rel, pseudocode v2025-03_rel ; Build timestamp: 2025-03-21T17:41

Copyright © 2010-2025 Arm Limited or its affiliates. All rights reserved. This document is Non-Confidential.

ST2D (scalar plus scalar)

Contiguous store two-doubleword structures from two vectors (scalar index)

Contiguous store two-doubleword structures, each from the same element number in two vector registers to the memory address generated by a 64-bit scalar base and a 64-bit scalar index register scaled by the element size (LSL option) and added to the base address. After each structure access the index value is incremented by two. The index register is not updated by the instruction.

Each predicate element applies to the same element number in each of the two vector registers, or equivalently to the two consecutive doublewords in memory which make up each structure. Inactive structures are not written to memory.

SVE
(FEAT_SVE || FEAT_SME)

31	30	29	28	27	26	25	24	23	22	21	20	19	18	17	16	15	14	13	12	11	10	9	8	7	6	5	4	3	2	1	0
1	1	1	0	0	1	0	1	1	0	1	!= 11111				0	1	1	Pg			Rn				Zt						
msz						opc		Rm																							

Encoding

ST2D { <Zt1>.D, <Zt2>.D }, <Pg>, [<Xn|SP>, <Xm>, LSL #3]

Decode for this encoding

```
if !IsFeatureImplemented(FEAT_SVE) && !IsFeatureImplemented(FEAT_SME) then
    EndOfDecode(Decode_UNDEF);
if Rm == '11111' then EndOfDecode(Decode_UNDEF);
constant integer t = UInt(Zt);
constant integer n = UInt(Rn);
constant integer m = UInt(Rm);
constant integer g = UInt(Pg);
constant integer esize = 64;
constant integer nreg = 2;
```

Assembler Symbols

- <Zt1> Is the name of the first scalable vector register to be transferred, encoded in the "Zt" field.
- <Zt2> Is the name of the second scalable vector register to be transferred, encoded as "Zt" plus 1 modulo 32.
- <Pg> Is the name of the governing scalable predicate register P0-P7, encoded in the "Pg" field.
- <Xn|SP> Is the 64-bit name of the general-purpose base register or stack pointer, encoded in the "Rn" field.
- <Xm> Is the 64-bit name of the general-purpose offset register, encoded in the "Rm" field.

Operation

```
CheckSVEEnabled();
constant integer VL = CurrentVL;
constant integer PL = VL DIV 8;
constant integer elements = VL DIV esize;
bits(64) base;
constant bits(PL) mask = P[g, PL];
bits(64) offset;
bits(64) addr;
constant integer mbytes = esize DIV 8;
array [0..1] of bits(VL) values;
constant boolean contiguous = TRUE;
constant boolean nontemporal = FALSE;
constant boolean tagchecked = TRUE;
constant AccessDescriptor accdesc = CreateAccDescSVE(MemOp\_STORE, nontemporal, contiguous,
                                                    tagchecked);

if !AnyActiveElement(mask, esize) then
    if n == 31 && ConstrainUnpredictableBool(Unpredictable\_CHECKSPNONEACTIVE) then
        CheckSPAlignment();
    else
        if n == 31 then CheckSPAlignment();

base = if n == 31 then SP[64] else X[n, 64];
offset = X[m, 64];
addr = AddressAdd(base, UInt(offset) * mbytes, accdesc);

for r = 0 to nreg-1
    values[r] = Z[(t+r) MOD 32, VL];

for e = 0 to elements-1
    for r = 0 to nreg-1
        if ActivePredicateElement(mask, e, esize) then
            Mem[addr, mbytes, accdesc] = Elem[values[r], e, esize];
            addr = AddressIncrement(addr, mbytes, accdesc);
```

Operational information

If PSTATE.DIT is 1, the timing of this instruction is insensitive to the value of the data being loaded or stored when its governing predicate register contains the same value for each execution.

Internal version only: aarchmrs v2025-03_rel, pseudocode v2025-03_rel ; Build timestamp: 2025-03-21T17:41

Copyright © 2010-2025 Arm Limited or its affiliates. All rights reserved. This document is Non-Confidential.

ST2H (scalar plus immediate)

Contiguous store two-halfword structures from two vectors (immediate index)

Contiguous store two-halfword structures, each from the same element number in two vector registers to the memory address generated by a 64-bit scalar base and an immediate index which is a multiple of 2 in the range -16 to 14 that is multiplied by the vector's in-memory size, irrespective of predication,

Each predicate element applies to the same element number in each of the two vector registers, or equivalently to the two consecutive halfwords in memory which make up each structure. Inactive structures are not written to memory.

SVE (FEAT_SVE || FEAT_SME)

31	30	29	28	27	26	25	24	23	22	21	20	19	18	17	16	15	14	13	12	11	10	9	8	7	6	5	4	3	2	1	0
1	1	1	0	0	1	0	0	1	0	1	1	imm4				1	1	1	Pg			Rn				Zt					
msz												opc																			

Encoding

ST2H { <Zt1>.H, <Zt2>.H }, <Pg>, [<Xn|SP>{, #<imm>, MUL VL}]

Decode for this encoding

```
if !IsFeatureImplemented(FEAT_SVE) && !IsFeatureImplemented(FEAT_SME) then
    EndOfDecode(Decode_UNDEF);
constant integer t = UInt(Zt);
constant integer n = UInt(Rn);
constant integer g = UInt(Pg);
constant integer esize = 16;
constant integer offset = SInt(imm4);
constant integer nreg = 2;
```

Assembler Symbols

- <Zt1> Is the name of the first scalable vector register to be transferred, encoded in the "Zt" field.
- <Zt2> Is the name of the second scalable vector register to be transferred, encoded as "Zt" plus 1 modulo 32.
- <Pg> Is the name of the governing scalable predicate register P0-P7, encoded in the "Pg" field.
- <Xn|SP> Is the 64-bit name of the general-purpose base register or stack pointer, encoded in the "Rn" field.
- <imm> Is the optional signed immediate vector offset, a multiple of 2 in the range -16 to 14, defaulting to 0, encoded in the "imm4" field.

Operation

```
CheckSVEEnabled();
constant integer VL = CurrentVL;
constant integer PL = VL DIV 8;
constant integer elements = VL DIV esize;
bits(64) base;
constant bits(PL) mask = P[g, PL];
bits(64) addr;
constant integer mbytes = esize DIV 8;
array [0..1] of bits(VL) values;
constant boolean contiguous = TRUE;
constant boolean nontemporal = FALSE;
constant boolean tagchecked = n != 31;
constant AccessDescriptor accdesc = CreateAccDescSVE(MemOp\_STORE, nontemporal, contiguous,
                                                    tagchecked);

if !AnyActiveElement(mask, esize) then
    if n == 31 && ConstrainUnpredictableBool(Unpredictable\_CHECKSPNONEACTIVE) then
        CheckSPAlignment();
    else
        if n == 31 then CheckSPAlignment();

base = if n == 31 then SP[64] else X[n, 64];
addr = AddressAdd(base, offset * elements * nreg * mbytes, accdesc);

for r = 0 to nreg-1
    values[r] = Z[(t+r) MOD 32, VL];

for e = 0 to elements-1
    for r = 0 to nreg-1
        if ActivePredicateElement(mask, e, esize) then
            Mem[addr, mbytes, accdesc] = Elem[values[r], e, esize];
            addr = AddressIncrement(addr, mbytes, accdesc);
```

Operational information

If PSTATE.DIT is 1, the timing of this instruction is insensitive to the value of the data being loaded or stored when its governing predicate register contains the same value for each execution.

Internal version only: aarchmrs v2025-03_rel, pseudocode v2025-03_rel ; Build timestamp: 2025-03-21T17:41

Copyright © 2010-2025 Arm Limited or its affiliates. All rights reserved. This document is Non-Confidential.

ST2H (scalar plus scalar)

Contiguous store two-halfword structures from two vectors (scalar index)

Contiguous store two-halfword structures, each from the same element number in two vector registers to the memory address generated by a 64-bit scalar base and a 64-bit scalar index register scaled by the element size (LSL option) and added to the base address. After each structure access the index value is incremented by two. The index register is not updated by the instruction.

Each predicate element applies to the same element number in each of the two vector registers, or equivalently to the two consecutive halfwords in memory which make up each structure. Inactive structures are not written to memory.

SVE (FEAT_SVE || FEAT_SME)

31	30	29	28	27	26	25	24	23	22	21	20	19	18	17	16	15	14	13	12	11	10	9	8	7	6	5	4	3	2	1	0
1	1	1	0	0	1	0	0	1	0	1	!= 11111				0	1	1	Pg			Rn				Zt						
msz						opc		Rm																							

Encoding

ST2H { <Zt1>.H, <Zt2>.H }, <Pg>, [<Xn|SP>, <Xm>, LSL #1]

Decode for this encoding

```
if !IsFeatureImplemented(FEAT_SVE) && !IsFeatureImplemented(FEAT_SME) then
    EndOfDecode(Decode_UNDEF);
if Rm == '11111' then EndOfDecode(Decode_UNDEF);
constant integer t = UInt(Zt);
constant integer n = UInt(Rn);
constant integer m = UInt(Rm);
constant integer g = UInt(Pg);
constant integer esize = 16;
constant integer nreg = 2;
```

Assembler Symbols

- <Zt1> Is the name of the first scalable vector register to be transferred, encoded in the "Zt" field.
- <Zt2> Is the name of the second scalable vector register to be transferred, encoded as "Zt" plus 1 modulo 32.
- <Pg> Is the name of the governing scalable predicate register P0-P7, encoded in the "Pg" field.
- <Xn|SP> Is the 64-bit name of the general-purpose base register or stack pointer, encoded in the "Rn" field.
- <Xm> Is the 64-bit name of the general-purpose offset register, encoded in the "Rm" field.

Operation

```
CheckSVEEnabled();
constant integer VL = CurrentVL;
constant integer PL = VL DIV 8;
constant integer elements = VL DIV esize;
bits(64) base;
constant bits(PL) mask = P[g, PL];
bits(64) offset;
bits(64) addr;
constant integer mbytes = esize DIV 8;
array [0..1] of bits(VL) values;
constant boolean contiguous = TRUE;
constant boolean nontemporal = FALSE;
constant boolean tagchecked = TRUE;
constant AccessDescriptor accdesc = CreateAccDescSVE(MemOp\_STORE, nontemporal, contiguous,
                                                    tagchecked);

if !AnyActiveElement(mask, esize) then
    if n == 31 && ConstrainUnpredictableBool(Unpredictable\_CHECKSPNONEACTIVE) then
        CheckSPAlignment();
    else
        if n == 31 then CheckSPAlignment();

base = if n == 31 then SP[64] else X[n, 64];
offset = X[m, 64];
addr = AddressAdd(base, UInt(offset) * mbytes, accdesc);

for r = 0 to nreg-1
    values[r] = Z[(t+r) MOD 32, VL];

for e = 0 to elements-1
    for r = 0 to nreg-1
        if ActivePredicateElement(mask, e, esize) then
            Mem[addr, mbytes, accdesc] = Elem[values[r], e, esize];
            addr = AddressIncrement(addr, mbytes, accdesc);
```

Operational information

If PSTATE.DIT is 1, the timing of this instruction is insensitive to the value of the data being loaded or stored when its governing predicate register contains the same value for each execution.

Internal version only: aarchmrs v2025-03_rel, pseudocode v2025-03_rel ; Build timestamp: 2025-03-21T17:41

Copyright © 2010-2025 Arm Limited or its affiliates. All rights reserved. This document is Non-Confidential.

ST2Q (scalar plus immediate)

Contiguous store two-quadword structures from two vectors (immediate index)

Contiguous store two-quadword structures, each from the same element number in two vector registers to the memory address generated by a 64-bit scalar base and an immediate index which is a multiple of 2 in the range -16 to 14 that is multiplied by the vector's in-memory size, irrespective of predication,

Each predicate element applies to the same element number in each of the two vector registers, or equivalently to the two consecutive quadwords in memory which make up each structure. Inactive structures are not written to memory.

SVE2 (FEAT_SVE2p1 || FEAT_SME2p1)

31	30	29	28	27	26	25	24	23	22	21	20	19	18	17	16	15	14	13	12	11	10	9	8	7	6	5	4	3	2	1	0
1	1	1	0	0	1	0	0	0	1	0	0	imm4				0	0	0	Pg			Rn				Zt					
num																															

Encoding

ST2Q { <Zt1>.Q, <Zt2>.Q }, <Pg>, [<Xn|SP>{, #<imm>, MUL VL}]

Decode for this encoding

```
if !IsFeatureImplemented(FEAT_SVE2p1) && !IsFeatureImplemented(FEAT_SME2p1) then
    EndOfDecode(Decode_UNDEF);
constant integer t = UInt(Zt);
constant integer n = UInt(Rn);
constant integer g = UInt(Pg);
constant integer esize = 128;
constant integer offset = SInt(imm4);
constant integer nreg = 2;
```

Assembler Symbols

- <Zt1> Is the name of the first scalable vector register to be transferred, encoded in the "Zt" field.
- <Zt2> Is the name of the second scalable vector register to be transferred, encoded as "Zt" plus 1 modulo 32.
- <Pg> Is the name of the governing scalable predicate register P0-P7, encoded in the "Pg" field.
- <Xn|SP> Is the 64-bit name of the general-purpose base register or stack pointer, encoded in the "Rn" field.
- <imm> Is the optional signed immediate vector offset, a multiple of 2 in the range -16 to 14, defaulting to 0, encoded in the "imm4" field.

Operation

```
CheckSVEEnabled();
constant integer VL = CurrentVL;
constant integer PL = VL DIV 8;
constant integer elements = VL DIV esize;
bits(64) base;
constant bits(PL) mask = P[g, PL];
bits(64) addr;
constant integer mbytes = esize DIV 8;
array [0..1] of bits(VL) values;
constant boolean contiguous = TRUE;
constant boolean nontemporal = FALSE;
constant boolean tagchecked = n != 31;
constant AccessDescriptor accdesc = CreateAccDescSVE(MemOp\_STORE, nontemporal, contiguous,
                                                    tagchecked);

if !AnyActiveElement(mask, esize) then
    if n == 31 && ConstrainUnpredictableBool(Unpredictable\_CHECKSPNONEACTIVE) then
        CheckSPAlignment();
    else
        if n == 31 then CheckSPAlignment();

base = if n == 31 then SP[64] else X[n, 64];
addr = AddressAdd(base, offset * elements * nreg * mbytes, accdesc);

for r = 0 to nreg-1
    values[r] = Z[(t+r) MOD 32, VL];

for e = 0 to elements-1
    for r = 0 to nreg-1
        if ActivePredicateElement(mask, e, esize) then
            Mem[addr, mbytes, accdesc] = Elem[values[r], e, esize];
            addr = AddressIncrement(addr, mbytes, accdesc);
```

Operational information

If PSTATE.DIT is 1, the timing of this instruction is insensitive to the value of the data being loaded or stored when its governing predicate register contains the same value for each execution.

Internal version only: aarchmrs v2025-03_rel, pseudocode v2025-03_rel ; Build timestamp: 2025-03-21T17:41

Copyright © 2010-2025 Arm Limited or its affiliates. All rights reserved. This document is Non-Confidential.

ST2Q (scalar plus scalar)

Contiguous store two-quadword structures from two vectors (scalar index)

Contiguous store two-quadword structures, each from the same element number in two vector registers to the memory address generated by a 64-bit scalar base and a 64-bit scalar index register scaled by the element size (LSL option) and added to the base address. After each structure access the index value is incremented by two. The index register is not updated by the instruction.

Each predicate element applies to the same element number in each of the two vector registers, or equivalently to the two consecutive quadwords in memory which make up each structure. Inactive structures are not written to memory.

SVE2 (FEAT_SVE2p1 || FEAT_SME2p1)

31	30	29	28	27	26	25	24	23	22	21	20	19	18	17	16	15	14	13	12	11	10	9	8	7	6	5	4	3	2	1	0
1	1	1	0	0	1	0	0	0	1	1	!= 11111				0	0	0	Pg			Rn				Zt						
num											Rm																				

Encoding

ST2Q { <Zt1>.Q, <Zt2>.Q }, <Pg>, [<Xn|SP>, <Xm>, LSL #4]

Decode for this encoding

```
if !IsFeatureImplemented(FEAT_SVE2p1) && !IsFeatureImplemented(FEAT_SME2p1) then
    EndOfDecode(Decode_UNDEF);
if Rm == '11111' then EndOfDecode(Decode_UNDEF);
constant integer t = UInt(Zt);
constant integer n = UInt(Rn);
constant integer m = UInt(Rm);
constant integer g = UInt(Pg);
constant integer esize = 128;
constant integer nreg = 2;
```

Assembler Symbols

- <Zt1> Is the name of the first scalable vector register to be transferred, encoded in the "Zt" field.
- <Zt2> Is the name of the second scalable vector register to be transferred, encoded as "Zt" plus 1 modulo 32.
- <Pg> Is the name of the governing scalable predicate register P0-P7, encoded in the "Pg" field.
- <Xn|SP> Is the 64-bit name of the general-purpose base register or stack pointer, encoded in the "Rn" field.
- <Xm> Is the 64-bit name of the general-purpose offset register, encoded in the "Rm" field.

Operation

```
CheckSVEEnabled();
constant integer VL = CurrentVL;
constant integer PL = VL DIV 8;
constant integer elements = VL DIV esize;
bits(64) base;
constant bits(PL) mask = P[g, PL];
bits(64) offset;
bits(64) addr;
constant integer mbytes = esize DIV 8;
array [0..1] of bits(VL) values;
constant boolean contiguous = TRUE;
constant boolean nontemporal = FALSE;
constant boolean tagchecked = TRUE;
constant AccessDescriptor accdesc = CreateAccDescSVE(MemOp\_STORE, nontemporal, contiguous,
                                                    tagchecked);

if !AnyActiveElement(mask, esize) then
    if n == 31 && ConstrainUnpredictableBool(Unpredictable\_CHECKSPNONEACTIVE) then
        CheckSPAlignment();
    else
        if n == 31 then CheckSPAlignment();

base = if n == 31 then SP[64] else X[n, 64];
offset = X[m, 64];
addr = AddressAdd(base, UInt(offset) * mbytes, accdesc);

for r = 0 to nreg-1
    values[r] = Z[(t+r) MOD 32, VL];

for e = 0 to elements-1
    for r = 0 to nreg-1
        if ActivePredicateElement(mask, e, esize) then
            Mem[addr, mbytes, accdesc] = Elem[values[r], e, esize];
            addr = AddressIncrement(addr, mbytes, accdesc);
```

Operational information

If PSTATE.DIT is 1, the timing of this instruction is insensitive to the value of the data being loaded or stored when its governing predicate register contains the same value for each execution.

Internal version only: aarchmrs v2025-03_rel, pseudocode v2025-03_rel ; Build timestamp: 2025-03-21T17:41

Copyright © 2010-2025 Arm Limited or its affiliates. All rights reserved. This document is Non-Confidential.

ST2W (scalar plus immediate)

Contiguous store two-word structures from two vectors (immediate index)

Contiguous store two-word structures, each from the same element number in two vector registers to the memory address generated by a 64-bit scalar base and an immediate index which is a multiple of 2 in the range -16 to 14 that is multiplied by the vector's in-memory size, irrespective of predication,

Each predicate element applies to the same element number in each of the two vector registers, or equivalently to the two consecutive words in memory which make up each structure. Inactive structures are not written to memory.

SVE (FEAT_SVE || FEAT_SME)

31	30	29	28	27	26	25	24	23	22	21	20	19	18	17	16	15	14	13	12	11	10	9	8	7	6	5	4	3	2	1	0																																			
1			1			1			0			0			1			0			1			0			1			0			1			1			imm4				1			1			1			Pg			Rn						Zt					
msz												opc																																																						

Encoding

ST2W { <Zt1>.S, <Zt2>.S }, <Pg>, [<Xn|SP>{, #<imm>, MUL VL}]

Decode for this encoding

```
if !IsFeatureImplemented(FEAT_SVE) && !IsFeatureImplemented(FEAT_SME) then
    EndOfDecode(Decode_UNDEF);
constant integer t = UInt(Zt);
constant integer n = UInt(Rn);
constant integer g = UInt(Pg);
constant integer esize = 32;
constant integer offset = SInt(imm4);
constant integer nreg = 2;
```

Assembler Symbols

- <Zt1> Is the name of the first scalable vector register to be transferred, encoded in the "Zt" field.
- <Zt2> Is the name of the second scalable vector register to be transferred, encoded as "Zt" plus 1 modulo 32.
- <Pg> Is the name of the governing scalable predicate register P0-P7, encoded in the "Pg" field.
- <Xn|SP> Is the 64-bit name of the general-purpose base register or stack pointer, encoded in the "Rn" field.
- <imm> Is the optional signed immediate vector offset, a multiple of 2 in the range -16 to 14, defaulting to 0, encoded in the "imm4" field.

Operation

```
CheckSVEEnabled();
constant integer VL = CurrentVL;
constant integer PL = VL DIV 8;
constant integer elements = VL DIV esize;
bits(64) base;
constant bits(PL) mask = P[g, PL];
bits(64) addr;
constant integer mbytes = esize DIV 8;
array [0..1] of bits(VL) values;
constant boolean contiguous = TRUE;
constant boolean nontemporal = FALSE;
constant boolean tagchecked = n != 31;
constant AccessDescriptor accdesc = CreateAccDescSVE(MemOp\_STORE, nontemporal, contiguous,
                                                    tagchecked);

if !AnyActiveElement(mask, esize) then
    if n == 31 && ConstrainUnpredictableBool(Unpredictable\_CHECKSPNONEACTIVE) then
        CheckSPAlignment();
    else
        if n == 31 then CheckSPAlignment();

base = if n == 31 then SP[64] else X[n, 64];
addr = AddressAdd(base, offset * elements * nreg * mbytes, accdesc);

for r = 0 to nreg-1
    values[r] = Z[(t+r) MOD 32, VL];

for e = 0 to elements-1
    for r = 0 to nreg-1
        if ActivePredicateElement(mask, e, esize) then
            Mem[addr, mbytes, accdesc] = Elem[values[r], e, esize];
            addr = AddressIncrement(addr, mbytes, accdesc);
```

Operational information

If PSTATE.DIT is 1, the timing of this instruction is insensitive to the value of the data being loaded or stored when its governing predicate register contains the same value for each execution.

Internal version only: aarchmrs v2025-03_rel, pseudocode v2025-03_rel ; Build timestamp: 2025-03-21T17:41

Copyright © 2010-2025 Arm Limited or its affiliates. All rights reserved. This document is Non-Confidential.

ST2W (scalar plus scalar)

Contiguous store two-word structures from two vectors (scalar index)

Contiguous store two-word structures, each from the same element number in two vector registers to the memory address generated by a 64-bit scalar base and a 64-bit scalar index register scaled by the element size (LSL option) and added to the base address. After each structure access the index value is incremented by two. The index register is not updated by the instruction.

Each predicate element applies to the same element number in each of the two vector registers, or equivalently to the two consecutive words in memory which make up each structure. Inactive structures are not written to memory.

SVE (FEAT_SVE || FEAT_SME)

31	30	29	28	27	26	25	24	23	22	21	20	19	18	17	16	15	14	13	12	11	10	9	8	7	6	5	4	3	2	1	0
1	1	1	0	0	1	0	1	0	0	1	!= 11111				0	1	1	Pg			Rn				Zt						
msz						opc		Rm																							

Encoding

ST2W { <Zt1>.S, <Zt2>.S }, <Pg>, [<Xn|SP>, <Xm>, LSL #2]

Decode for this encoding

```
if !IsFeatureImplemented(FEAT_SVE) && !IsFeatureImplemented(FEAT_SME) then
    EndOfDecode(Decode_UNDEF);
if Rm == '11111' then EndOfDecode(Decode_UNDEF);
constant integer t = UInt(Zt);
constant integer n = UInt(Rn);
constant integer m = UInt(Rm);
constant integer g = UInt(Pg);
constant integer esize = 32;
constant integer nreg = 2;
```

Assembler Symbols

- <Zt1> Is the name of the first scalable vector register to be transferred, encoded in the "Zt" field.
- <Zt2> Is the name of the second scalable vector register to be transferred, encoded as "Zt" plus 1 modulo 32.
- <Pg> Is the name of the governing scalable predicate register P0-P7, encoded in the "Pg" field.
- <Xn|SP> Is the 64-bit name of the general-purpose base register or stack pointer, encoded in the "Rn" field.
- <Xm> Is the 64-bit name of the general-purpose offset register, encoded in the "Rm" field.

Operation

```
CheckSVEEnabled();
constant integer VL = CurrentVL;
constant integer PL = VL DIV 8;
constant integer elements = VL DIV esize;
bits(64) base;
constant bits(PL) mask = P[g, PL];
bits(64) offset;
bits(64) addr;
constant integer mbytes = esize DIV 8;
array [0..1] of bits(VL) values;
constant boolean contiguous = TRUE;
constant boolean nontemporal = FALSE;
constant boolean tagchecked = TRUE;
constant AccessDescriptor accdesc = CreateAccDescSVE(MemOp\_STORE, nontemporal, contiguous,
                                                    tagchecked);

if !AnyActiveElement(mask, esize) then
    if n == 31 && ConstrainUnpredictableBool(Unpredictable\_CHECKSPNONEACTIVE) then
        CheckSPAlignment();
    else
        if n == 31 then CheckSPAlignment();

base = if n == 31 then SP[64] else X[n, 64];
offset = X[m, 64];
addr = AddressAdd(base, UInt(offset) * mbytes, accdesc);

for r = 0 to nreg-1
    values[r] = Z[(t+r) MOD 32, VL];

for e = 0 to elements-1
    for r = 0 to nreg-1
        if ActivePredicateElement(mask, e, esize) then
            Mem[addr, mbytes, accdesc] = Elem[values[r], e, esize];
            addr = AddressIncrement(addr, mbytes, accdesc);
```

Operational information

If PSTATE.DIT is 1, the timing of this instruction is insensitive to the value of the data being loaded or stored when its governing predicate register contains the same value for each execution.

Internal version only: aarchmrs v2025-03_rel, pseudocode v2025-03_rel ; Build timestamp: 2025-03-21T17:41

Copyright © 2010-2025 Arm Limited or its affiliates. All rights reserved. This document is Non-Confidential.

ST3B (scalar plus immediate)

Contiguous store three-byte structures from three vectors (immediate index)

Contiguous store three-byte structures, each from the same element number in three vector registers to the memory address generated by a 64-bit scalar base and an immediate index which is a multiple of 3 in the range -24 to 21 that is multiplied by the vector's in-memory size, irrespective of predication,

Each predicate element applies to the same element number in each of the three vector registers, or equivalently to the three consecutive bytes in memory which make up each structure. Inactive structures are not written to memory.

SVE (FEAT_SVE || FEAT_SME)

31	30	29	28	27	26	25	24	23	22	21	20	19	18	17	16	15	14	13	12	11	10	9	8	7	6	5	4	3	2	1	0																																
1			1			1			0			0			1			0			0			0			1			0			1			imm4				1			1			1			Pg			Rn						Zt					
msz												opc																																																			

Encoding

ST3B { <Zt1>.B, <Zt2>.B, <Zt3>.B }, <Pg>, [<Xn|SP>{, #<imm>, MUL VL}]

Decode for this encoding

```
if !IsFeatureImplemented(FEAT_SVE) && !IsFeatureImplemented(FEAT_SME) then
    EndOfDecode(Decode_UNDEF);
constant integer t = UInt(Zt);
constant integer n = UInt(Rn);
constant integer g = UInt(Pg);
constant integer esize = 8;
constant integer offset = SInt(imm4);
constant integer nreg = 3;
```

Assembler Symbols

- <Zt1> Is the name of the first scalable vector register to be transferred, encoded in the "Zt" field.
- <Zt2> Is the name of the second scalable vector register to be transferred, encoded as "Zt" plus 1 modulo 32.
- <Zt3> Is the name of the third scalable vector register to be transferred, encoded as "Zt" plus 2 modulo 32.
- <Pg> Is the name of the governing scalable predicate register P0-P7, encoded in the "Pg" field.
- <Xn|SP> Is the 64-bit name of the general-purpose base register or stack pointer, encoded in the "Rn" field.
- <imm> Is the optional signed immediate vector offset, a multiple of 3 in the range -24 to 21, defaulting to 0, encoded in the "imm4" field.

Operation

```
CheckSVEEnabled();
constant integer VL = CurrentVL;
constant integer PL = VL DIV 8;
constant integer elements = VL DIV esize;
bits(64) base;
constant bits(PL) mask = P[g, PL];
bits(64) addr;
constant integer mbytes = esize DIV 8;
array [0..2] of bits(VL) values;
constant boolean contiguous = TRUE;
constant boolean nontemporal = FALSE;
constant boolean tagchecked = n != 31;
constant AccessDescriptor accdesc = CreateAccDescSVE(MemOp\_STORE, nontemporal, contiguous,
                                                    tagchecked);

if !AnyActiveElement(mask, esize) then
    if n == 31 && ConstrainUnpredictableBool(Unpredictable\_CHECKSPNONEACTIVE) then
        CheckSPAlignment();
    else
        if n == 31 then CheckSPAlignment();

base = if n == 31 then SP[64] else X[n, 64];
addr = AddressAdd(base, offset * elements * nreg * mbytes, accdesc);

for r = 0 to nreg-1
    values[r] = Z[(t+r) MOD 32, VL];

for e = 0 to elements-1
    for r = 0 to nreg-1
        if ActivePredicateElement(mask, e, esize) then
            Mem[addr, mbytes, accdesc] = Elem[values[r], e, esize];
            addr = AddressIncrement(addr, mbytes, accdesc);
```

Operational information

If PSTATE.DIT is 1, the timing of this instruction is insensitive to the value of the data being loaded or stored when its governing predicate register contains the same value for each execution.

Internal version only: aarchmrs v2025-03_rel, pseudocode v2025-03_rel ; Build timestamp: 2025-03-21T17:41

Copyright © 2010-2025 Arm Limited or its affiliates. All rights reserved. This document is Non-Confidential.

ST3B (scalar plus scalar)

Contiguous store three-byte structures from three vectors (scalar index)

Contiguous store three-byte structures, each from the same element number in three vector registers to the memory address generated by a 64-bit scalar base and a 64-bit scalar index register and added to the base address. After each structure access the index value is incremented by three. The index register is not updated by the instruction.

Each predicate element applies to the same element number in each of the three vector registers, or equivalently to the three consecutive bytes in memory which make up each structure. Inactive structures are not written to memory.

SVE (FEAT_SVE || FEAT_SME)

31	30	29	28	27	26	25	24	23	22	21	20	19	18	17	16	15	14	13	12	11	10	9	8	7	6	5	4	3	2	1	0
1	1	1	0	0	1	0	0	0	1	0	!= 11111				0	1	1	Pg			Rn				Zt						
msz						opc		Rm																							

Encoding

ST3B { <Zt1>.B, <Zt2>.B, <Zt3>.B }, <Pg>, [<Xn|SP>, <Xm>]

Decode for this encoding

```
if !IsFeatureImplemented(FEAT_SVE) && !IsFeatureImplemented(FEAT_SME) then
    EndOfDecode(Decode_UNDEF);
if Rm == '11111' then EndOfDecode(Decode_UNDEF);
constant integer t = UInt(Zt);
constant integer n = UInt(Rn);
constant integer m = UInt(Rm);
constant integer g = UInt(Pg);
constant integer esize = 8;
constant integer nreg = 3;
```

Assembler Symbols

- <Zt1> Is the name of the first scalable vector register to be transferred, encoded in the "Zt" field.
- <Zt2> Is the name of the second scalable vector register to be transferred, encoded as "Zt" plus 1 modulo 32.
- <Zt3> Is the name of the third scalable vector register to be transferred, encoded as "Zt" plus 2 modulo 32.
- <Pg> Is the name of the governing scalable predicate register P0-P7, encoded in the "Pg" field.
- <Xn|SP> Is the 64-bit name of the general-purpose base register or stack pointer, encoded in the "Rn" field.
- <Xm> Is the 64-bit name of the general-purpose offset register, encoded in the "Rm" field.

Operation

```
CheckSVEEnabled();
constant integer VL = CurrentVL;
constant integer PL = VL DIV 8;
constant integer elements = VL DIV esize;
bits(64) base;
constant bits(PL) mask = P[g, PL];
bits(64) offset;
bits(64) addr;
constant integer mbytes = esize DIV 8;
array [0..2] of bits(VL) values;
constant boolean contiguous = TRUE;
constant boolean nontemporal = FALSE;
constant boolean tagchecked = TRUE;
constant AccessDescriptor accdesc = CreateAccDescSVE(MemOp\_STORE, nontemporal, contiguous,
                                                    tagchecked);

if !AnyActiveElement(mask, esize) then
    if n == 31 && ConstrainUnpredictableBool(Unpredictable\_CHECKSPNONEACTIVE) then
        CheckSPAlignment();
    else
        if n == 31 then CheckSPAlignment();

base = if n == 31 then SP[64] else X[n, 64];
offset = X[m, 64];
addr = AddressAdd(base, UInt(offset) * mbytes, accdesc);

for r = 0 to nreg-1
    values[r] = Z[(t+r) MOD 32, VL];

for e = 0 to elements-1
    for r = 0 to nreg-1
        if ActivePredicateElement(mask, e, esize) then
            Mem[addr, mbytes, accdesc] = Elem[values[r], e, esize];
            addr = AddressIncrement(addr, mbytes, accdesc);
```

Operational information

If PSTATE.DIT is 1, the timing of this instruction is insensitive to the value of the data being loaded or stored when its governing predicate register contains the same value for each execution.

Internal version only: aarchmrs v2025-03_rel, pseudocode v2025-03_rel ; Build timestamp: 2025-03-21T17:41

Copyright © 2010-2025 Arm Limited or its affiliates. All rights reserved. This document is Non-Confidential.

ST3D (scalar plus immediate)

Contiguous store three-doubleword structures from three vectors (immediate index)

Contiguous store three-doubleword structures, each from the same element number in three vector registers to the memory address generated by a 64-bit scalar base and an immediate index which is a multiple of 3 in the range -24 to 21 that is multiplied by the vector's in-memory size, irrespective of predication,
Each predicate element applies to the same element number in each of the three vector registers, or equivalently to the three consecutive doublewords in memory which make up each structure. Inactive structures are not written to memory.

SVE
(FEAT_SVE || FEAT_SME)

31	30	29	28	27	26	25	24	23	22	21	20	19	18	17	16	15	14	13	12	11	10	9	8	7	6	5	4	3	2	1	0
1	1	1	0	0	1	0	1	1	1	0	1	imm4				1	1	1	Pg			Rn				Zt					
msz											opc																				

Encoding

ST3D { <Zt1>.D, <Zt2>.D, <Zt3>.D }, <Pg>, [<Xn|SP>{, #<imm>, MUL VL}]

Decode for this encoding

```
if !IsFeatureImplemented(FEAT_SVE) && !IsFeatureImplemented(FEAT_SME) then
    EndOfDecode(Decode_UNDEF);
constant integer t = UInt(Zt);
constant integer n = UInt(Rn);
constant integer g = UInt(Pg);
constant integer esize = 64;
constant integer offset = SInt(imm4);
constant integer nreg = 3;
```

Assembler Symbols

- <Zt1> Is the name of the first scalable vector register to be transferred, encoded in the "Zt" field.
- <Zt2> Is the name of the second scalable vector register to be transferred, encoded as "Zt" plus 1 modulo 32.
- <Zt3> Is the name of the third scalable vector register to be transferred, encoded as "Zt" plus 2 modulo 32.
- <Pg> Is the name of the governing scalable predicate register P0-P7, encoded in the "Pg" field.
- <Xn|SP> Is the 64-bit name of the general-purpose base register or stack pointer, encoded in the "Rn" field.
- <imm> Is the optional signed immediate vector offset, a multiple of 3 in the range -24 to 21, defaulting to 0, encoded in the "imm4" field.

Operation

```
CheckSVEEnabled();
constant integer VL = CurrentVL;
constant integer PL = VL DIV 8;
constant integer elements = VL DIV esize;
bits(64) base;
constant bits(PL) mask = P[g, PL];
bits(64) addr;
constant integer mbytes = esize DIV 8;
array [0..2] of bits(VL) values;
constant boolean contiguous = TRUE;
constant boolean nontemporal = FALSE;
constant boolean tagchecked = n != 31;
constant AccessDescriptor accdesc = CreateAccDescSVE(MemOp\_STORE, nontemporal, contiguous,
                                                    tagchecked);

if !AnyActiveElement(mask, esize) then
    if n == 31 && ConstrainUnpredictableBool(Unpredictable\_CHECKSPNONEACTIVE) then
        CheckSPAlignment();
    else
        if n == 31 then CheckSPAlignment();

base = if n == 31 then SP[64] else X[n, 64];
addr = AddressAdd(base, offset * elements * nreg * mbytes, accdesc);

for r = 0 to nreg-1
    values[r] = Z[(t+r) MOD 32, VL];

for e = 0 to elements-1
    for r = 0 to nreg-1
        if ActivePredicateElement(mask, e, esize) then
            Mem[addr, mbytes, accdesc] = Elem[values[r], e, esize];
            addr = AddressIncrement(addr, mbytes, accdesc);
```

Operational information

If PSTATE.DIT is 1, the timing of this instruction is insensitive to the value of the data being loaded or stored when its governing predicate register contains the same value for each execution.

Internal version only: aarchmrs v2025-03_rel, pseudocode v2025-03_rel ; Build timestamp: 2025-03-21T17:41

Copyright © 2010-2025 Arm Limited or its affiliates. All rights reserved. This document is Non-Confidential.

ST3D (scalar plus scalar)

Contiguous store three-doubleword structures from three vectors (scalar index)

Contiguous store three-doubleword structures, each from the same element number in three vector registers to the memory address generated by a 64-bit scalar base and a 64-bit scalar index register scaled by the element size (LSL option) and added to the base address. After each structure access the index value is incremented by three. The index register is not updated by the instruction.

Each predicate element applies to the same element number in each of the three vector registers, or equivalently to the three consecutive doublewords in memory which make up each structure. Inactive structures are not written to memory.

SVE (FEAT_SVE || FEAT_SME)

31	30	29	28	27	26	25	24	23	22	21	20	19	18	17	16	15	14	13	12	11	10	9	8	7	6	5	4	3	2	1	0
1	1	1	0	0	1	0	1	1	1	0	!= 11111				0	1	1	Pg			Rn				Zt						
msz						opc		Rm																							

Encoding

ST3D { <Zt1>.D, <Zt2>.D, <Zt3>.D }, <Pg>, [<Xn|SP>, <Xm>, LSL #3]

Decode for this encoding

```
if !IsFeatureImplemented(FEAT_SVE) && !IsFeatureImplemented(FEAT_SME) then
    EndOfDecode(Decode_UNDEF);
if Rm == '11111' then EndOfDecode(Decode_UNDEF);
constant integer t = UInt(Zt);
constant integer n = UInt(Rn);
constant integer m = UInt(Rm);
constant integer g = UInt(Pg);
constant integer esize = 64;
constant integer nreg = 3;
```

Assembler Symbols

- <Zt1> Is the name of the first scalable vector register to be transferred, encoded in the "Zt" field.
- <Zt2> Is the name of the second scalable vector register to be transferred, encoded as "Zt" plus 1 modulo 32.
- <Zt3> Is the name of the third scalable vector register to be transferred, encoded as "Zt" plus 2 modulo 32.
- <Pg> Is the name of the governing scalable predicate register P0-P7, encoded in the "Pg" field.
- <Xn|SP> Is the 64-bit name of the general-purpose base register or stack pointer, encoded in the "Rn" field.
- <Xm> Is the 64-bit name of the general-purpose offset register, encoded in the "Rm" field.

Operation

```
CheckSVEEnabled();
constant integer VL = CurrentVL;
constant integer PL = VL DIV 8;
constant integer elements = VL DIV esize;
bits(64) base;
constant bits(PL) mask = P[g, PL];
bits(64) offset;
bits(64) addr;
constant integer mbytes = esize DIV 8;
array [0..2] of bits(VL) values;
constant boolean contiguous = TRUE;
constant boolean nontemporal = FALSE;
constant boolean tagchecked = TRUE;
constant AccessDescriptor accdesc = CreateAccDescSVE(MemOp\_STORE, nontemporal, contiguous,
                                                    tagchecked);

if !AnyActiveElement(mask, esize) then
    if n == 31 && ConstrainUnpredictableBool(Unpredictable\_CHECKSPNONEACTIVE) then
        CheckSPAlignment();
    else
        if n == 31 then CheckSPAlignment();

base = if n == 31 then SP[64] else X[n, 64];
offset = X[m, 64];
addr = AddressAdd(base, UInt(offset) * mbytes, accdesc);

for r = 0 to nreg-1
    values[r] = Z[(t+r) MOD 32, VL];

for e = 0 to elements-1
    for r = 0 to nreg-1
        if ActivePredicateElement(mask, e, esize) then
            Mem[addr, mbytes, accdesc] = Elem[values[r], e, esize];
            addr = AddressIncrement(addr, mbytes, accdesc);
```

Operational information

If PSTATE.DIT is 1, the timing of this instruction is insensitive to the value of the data being loaded or stored when its governing predicate register contains the same value for each execution.

Internal version only: aarchmrs v2025-03_rel, pseudocode v2025-03_rel ; Build timestamp: 2025-03-21T17:41

Copyright © 2010-2025 Arm Limited or its affiliates. All rights reserved. This document is Non-Confidential.

ST3H (scalar plus immediate)

Contiguous store three-halfword structures from three vectors (immediate index)

Contiguous store three-halfword structures, each from the same element number in three vector registers to the memory address generated by a 64-bit scalar base and an immediate index which is a multiple of 3 in the range -24 to 21 that is multiplied by the vector's in-memory size, irrespective of predication,
Each predicate element applies to the same element number in each of the three vector registers, or equivalently to the three consecutive halfwords in memory which make up each structure. Inactive structures are not written to memory.

SVE
(FEAT_SVE || FEAT_SME)

31	30	29	28	27	26	25	24	23	22	21	20	19	18	17	16	15	14	13	12	11	10	9	8	7	6	5	4	3	2	1	0							
1			1		1		0		0		1		0		0		1		imm4			1			1		1		Pg			Rn				Zt		
msz												opc																										

Encoding

ST3H { <Zt1>.H, <Zt2>.H, <Zt3>.H }, <Pg>, [<Xn|SP>{, #<imm>, MUL VL}]

Decode for this encoding

```
if !IsFeatureImplemented(FEAT_SVE) && !IsFeatureImplemented(FEAT_SME) then
    EndOfDecode(Decode_UNDEF);
constant integer t = UInt(Zt);
constant integer n = UInt(Rn);
constant integer g = UInt(Pg);
constant integer esize = 16;
constant integer offset = SInt(imm4);
constant integer nreg = 3;
```

Assembler Symbols

- <Zt1> Is the name of the first scalable vector register to be transferred, encoded in the "Zt" field.
- <Zt2> Is the name of the second scalable vector register to be transferred, encoded as "Zt" plus 1 modulo 32.
- <Zt3> Is the name of the third scalable vector register to be transferred, encoded as "Zt" plus 2 modulo 32.
- <Pg> Is the name of the governing scalable predicate register P0-P7, encoded in the "Pg" field.
- <Xn|SP> Is the 64-bit name of the general-purpose base register or stack pointer, encoded in the "Rn" field.
- <imm> Is the optional signed immediate vector offset, a multiple of 3 in the range -24 to 21, defaulting to 0, encoded in the "imm4" field.

Operation

```
CheckSVEEnabled();
constant integer VL = CurrentVL;
constant integer PL = VL DIV 8;
constant integer elements = VL DIV esize;
bits(64) base;
constant bits(PL) mask = P[g, PL];
bits(64) addr;
constant integer mbytes = esize DIV 8;
array [0..2] of bits(VL) values;
constant boolean contiguous = TRUE;
constant boolean nontemporal = FALSE;
constant boolean tagchecked = n != 31;
constant AccessDescriptor accdesc = CreateAccDescSVE(MemOp\_STORE, nontemporal, contiguous,
                                                    tagchecked);

if !AnyActiveElement(mask, esize) then
    if n == 31 && ConstrainUnpredictableBool(Unpredictable\_CHECKSPNONEACTIVE) then
        CheckSPAlignment();
    else
        if n == 31 then CheckSPAlignment();

base = if n == 31 then SP[64] else X[n, 64];
addr = AddressAdd(base, offset * elements * nreg * mbytes, accdesc);

for r = 0 to nreg-1
    values[r] = Z[(t+r) MOD 32, VL];

for e = 0 to elements-1
    for r = 0 to nreg-1
        if ActivePredicateElement(mask, e, esize) then
            Mem[addr, mbytes, accdesc] = Elem[values[r], e, esize];
            addr = AddressIncrement(addr, mbytes, accdesc);
```

Operational information

If PSTATE.DIT is 1, the timing of this instruction is insensitive to the value of the data being loaded or stored when its governing predicate register contains the same value for each execution.

Internal version only: aarchmrs v2025-03_rel, pseudocode v2025-03_rel ; Build timestamp: 2025-03-21T17:41

Copyright © 2010-2025 Arm Limited or its affiliates. All rights reserved. This document is Non-Confidential.

ST3H (scalar plus scalar)

Contiguous store three-halfword structures from three vectors (scalar index)

Contiguous store three-halfword structures, each from the same element number in three vector registers to the memory address generated by a 64-bit scalar base and a 64-bit scalar index register scaled by the element size (LSL option) and added to the base address. After each structure access the index value is incremented by three. The index register is not updated by the instruction.

Each predicate element applies to the same element number in each of the three vector registers, or equivalently to the three consecutive halfwords in memory which make up each structure. Inactive structures are not written to memory.

SVE (FEAT_SVE || FEAT_SME)

31	30	29	28	27	26	25	24	23	22	21	20	19	18	17	16	15	14	13	12	11	10	9	8	7	6	5	4	3	2	1	0
1	1	1	0	0	1	0	0	1	1	0	!= 11111				0	1	1	Pg			Rn				Zt						
msz						opc		Rm																							

Encoding

ST3H { <Zt1>.H, <Zt2>.H, <Zt3>.H }, <Pg>, [<Xn|SP>, <Xm>, LSL #1]

Decode for this encoding

```
if !IsFeatureImplemented(FEAT_SVE) && !IsFeatureImplemented(FEAT_SME) then
    EndOfDecode(Decode_UNDEF);
if Rm == '11111' then EndOfDecode(Decode_UNDEF);
constant integer t = UInt(Zt);
constant integer n = UInt(Rn);
constant integer m = UInt(Rm);
constant integer g = UInt(Pg);
constant integer esize = 16;
constant integer nreg = 3;
```

Assembler Symbols

- <Zt1> Is the name of the first scalable vector register to be transferred, encoded in the "Zt" field.
- <Zt2> Is the name of the second scalable vector register to be transferred, encoded as "Zt" plus 1 modulo 32.
- <Zt3> Is the name of the third scalable vector register to be transferred, encoded as "Zt" plus 2 modulo 32.
- <Pg> Is the name of the governing scalable predicate register P0-P7, encoded in the "Pg" field.
- <Xn|SP> Is the 64-bit name of the general-purpose base register or stack pointer, encoded in the "Rn" field.
- <Xm> Is the 64-bit name of the general-purpose offset register, encoded in the "Rm" field.

Operation

```
CheckSVEEnabled();
constant integer VL = CurrentVL;
constant integer PL = VL DIV 8;
constant integer elements = VL DIV esize;
bits(64) base;
constant bits(PL) mask = P[g, PL];
bits(64) offset;
bits(64) addr;
constant integer mbytes = esize DIV 8;
array [0..2] of bits(VL) values;
constant boolean contiguous = TRUE;
constant boolean nontemporal = FALSE;
constant boolean tagchecked = TRUE;
constant AccessDescriptor accdesc = CreateAccDescSVE(MemOp\_STORE, nontemporal, contiguous,
                                                    tagchecked);

if !AnyActiveElement(mask, esize) then
    if n == 31 && ConstrainUnpredictableBool(Unpredictable\_CHECKSPNONEACTIVE) then
        CheckSPAlignment();
    else
        if n == 31 then CheckSPAlignment();

base = if n == 31 then SP[64] else X[n, 64];
offset = X[m, 64];
addr = AddressAdd(base, UInt(offset) * mbytes, accdesc);

for r = 0 to nreg-1
    values[r] = Z[(t+r) MOD 32, VL];

for e = 0 to elements-1
    for r = 0 to nreg-1
        if ActivePredicateElement(mask, e, esize) then
            Mem[addr, mbytes, accdesc] = Elem[values[r], e, esize];
            addr = AddressIncrement(addr, mbytes, accdesc);
```

Operational information

If PSTATE.DIT is 1, the timing of this instruction is insensitive to the value of the data being loaded or stored when its governing predicate register contains the same value for each execution.

Internal version only: aarchmrs v2025-03_rel, pseudocode v2025-03_rel ; Build timestamp: 2025-03-21T17:41

Copyright © 2010-2025 Arm Limited or its affiliates. All rights reserved. This document is Non-Confidential.

ST3Q (scalar plus immediate)

Contiguous store three-quadword structures from three vectors (immediate index)

Contiguous store three-quadword structures, each from the same element number in three vector registers to the memory address generated by a 64-bit scalar base and an immediate index which is a multiple of 3 in the range -24 to 21 that is multiplied by the vector's in-memory size, irrespective of predication,

Each predicate element applies to the same element number in each of the three vector registers, or equivalently to the three consecutive quadwords in memory which make up each structure. Inactive structures are not written to memory.

SVE2 (FEAT_SVE2p1 || FEAT_SME2p1)

31	30	29	28	27	26	25	24	23	22	21	20	19	18	17	16	15	14	13	12	11	10	9	8	7	6	5	4	3	2	1	0
1	1	1	0	0	1	0	0	1	0	0	0	imm4				0	0	0	Pg				Rn				Zt				
num																															

Encoding

ST3Q { <Zt1>.Q, <Zt2>.Q, <Zt3>.Q }, <Pg>, [<Xn|SP>{, #<imm>, MUL VL}]

Decode for this encoding

```
if !IsFeatureImplemented(FEAT_SVE2p1) && !IsFeatureImplemented(FEAT_SME2p1) then
    EndOfDecode(Decode_UNDEF);
constant integer t = UInt(Zt);
constant integer n = UInt(Rn);
constant integer g = UInt(Pg);
constant integer esize = 128;
constant integer offset = SInt(imm4);
constant integer nreg = 3;
```

Assembler Symbols

- <Zt1> Is the name of the first scalable vector register to be transferred, encoded in the "Zt" field.
- <Zt2> Is the name of the second scalable vector register to be transferred, encoded as "Zt" plus 1 modulo 32.
- <Zt3> Is the name of the third scalable vector register to be transferred, encoded as "Zt" plus 2 modulo 32.
- <Pg> Is the name of the governing scalable predicate register P0-P7, encoded in the "Pg" field.
- <Xn|SP> Is the 64-bit name of the general-purpose base register or stack pointer, encoded in the "Rn" field.
- <imm> Is the optional signed immediate vector offset, a multiple of 3 in the range -24 to 21, defaulting to 0, encoded in the "imm4" field.

Operation

```
CheckSVEEnabled();
constant integer VL = CurrentVL;
constant integer PL = VL DIV 8;
constant integer elements = VL DIV esize;
bits(64) base;
constant bits(PL) mask = P[g, PL];
bits(64) addr;
constant integer mbytes = esize DIV 8;
array [0..2] of bits(VL) values;
constant boolean contiguous = TRUE;
constant boolean nontemporal = FALSE;
constant boolean tagchecked = n != 31;
constant AccessDescriptor accdesc = CreateAccDescSVE(MemOp\_STORE, nontemporal, contiguous,
                                                    tagchecked);

if !AnyActiveElement(mask, esize) then
    if n == 31 && ConstrainUnpredictableBool(Unpredictable\_CHECKSPNONEACTIVE) then
        CheckSPAlignment();
    else
        if n == 31 then CheckSPAlignment();

base = if n == 31 then SP[64] else X[n, 64];
addr = AddressAdd(base, offset * elements * nreg * mbytes, accdesc);

for r = 0 to nreg-1
    values[r] = Z[(t+r) MOD 32, VL];

for e = 0 to elements-1
    for r = 0 to nreg-1
        if ActivePredicateElement(mask, e, esize) then
            Mem[addr, mbytes, accdesc] = Elem[values[r], e, esize];
            addr = AddressIncrement(addr, mbytes, accdesc);
```

Operational information

If PSTATE.DIT is 1, the timing of this instruction is insensitive to the value of the data being loaded or stored when its governing predicate register contains the same value for each execution.

Internal version only: aarchmrs v2025-03_rel, pseudocode v2025-03_rel ; Build timestamp: 2025-03-21T17:41

Copyright © 2010-2025 Arm Limited or its affiliates. All rights reserved. This document is Non-Confidential.

ST3Q (scalar plus scalar)

Contiguous store three-quadword structures from three vectors (scalar index)

Contiguous store three-quadword structures, each from the same element number in three vector registers to the memory address generated by a 64-bit scalar base and a 64-bit scalar index register scaled by the element size (LSL option) and added to the base address. After each structure access the index value is incremented by three. The index register is not updated by the instruction.

Each predicate element applies to the same element number in each of the three vector registers, or equivalently to the three consecutive quadwords in memory which make up each structure. Inactive structures are not written to memory.

SVE2 (FEAT_SVE2p1 || FEAT_SME2p1)

31	30	29	28	27	26	25	24	23	22	21	20	19	18	17	16	15	14	13	12	11	10	9	8	7	6	5	4	3	2	1	0
1	1	1	0	0	1	0	0	1	0	1	!= 11111				0	0	0	Pg			Rn				Zt						
num											Rm																				

Encoding

ST3Q { <Zt1>.Q, <Zt2>.Q, <Zt3>.Q }, <Pg>, [<Xn|SP>, <Xm>, LSL #4]

Decode for this encoding

```
if !IsFeatureImplemented(FEAT_SVE2p1) && !IsFeatureImplemented(FEAT_SME2p1) then
    EndOfDecode(Decode_UNDEF);
if Rm == '11111' then EndOfDecode(Decode_UNDEF);
constant integer t = UInt(Zt);
constant integer n = UInt(Rn);
constant integer m = UInt(Rm);
constant integer g = UInt(Pg);
constant integer esize = 128;
constant integer nreg = 3;
```

Assembler Symbols

- <Zt1> Is the name of the first scalable vector register to be transferred, encoded in the "Zt" field.
- <Zt2> Is the name of the second scalable vector register to be transferred, encoded as "Zt" plus 1 modulo 32.
- <Zt3> Is the name of the third scalable vector register to be transferred, encoded as "Zt" plus 2 modulo 32.
- <Pg> Is the name of the governing scalable predicate register P0-P7, encoded in the "Pg" field.
- <Xn|SP> Is the 64-bit name of the general-purpose base register or stack pointer, encoded in the "Rn" field.
- <Xm> Is the 64-bit name of the general-purpose offset register, encoded in the "Rm" field.

Operation

```
CheckSVEEnabled();
constant integer VL = CurrentVL;
constant integer PL = VL DIV 8;
constant integer elements = VL DIV esize;
bits(64) base;
constant bits(PL) mask = P[g, PL];
bits(64) offset;
bits(64) addr;
constant integer mbytes = esize DIV 8;
array [0..2] of bits(VL) values;
constant boolean contiguous = TRUE;
constant boolean nontemporal = FALSE;
constant boolean tagchecked = TRUE;
constant AccessDescriptor accdesc = CreateAccDescSVE(MemOp\_STORE, nontemporal, contiguous,
                                                    tagchecked);

if !AnyActiveElement(mask, esize) then
    if n == 31 && ConstrainUnpredictableBool(Unpredictable\_CHECKSPNONEACTIVE) then
        CheckSPAlignment();
    else
        if n == 31 then CheckSPAlignment();

base = if n == 31 then SP[64] else X[n, 64];
offset = X[m, 64];
addr = AddressAdd(base, UInt(offset) * mbytes, accdesc);

for r = 0 to nreg-1
    values[r] = Z[(t+r) MOD 32, VL];

for e = 0 to elements-1
    for r = 0 to nreg-1
        if ActivePredicateElement(mask, e, esize) then
            Mem[addr, mbytes, accdesc] = Elem[values[r], e, esize];
            addr = AddressIncrement(addr, mbytes, accdesc);
```

Operational information

If PSTATE.DIT is 1, the timing of this instruction is insensitive to the value of the data being loaded or stored when its governing predicate register contains the same value for each execution.

Internal version only: aarchmrs v2025-03_rel, pseudocode v2025-03_rel ; Build timestamp: 2025-03-21T17:41

Copyright © 2010-2025 Arm Limited or its affiliates. All rights reserved. This document is Non-Confidential.

ST3W (scalar plus immediate)

Contiguous store three-word structures from three vectors (immediate index)

Contiguous store three-word structures, each from the same element number in three vector registers to the memory address generated by a 64-bit scalar base and an immediate index which is a multiple of 3 in the range -24 to 21 that is multiplied by the vector's in-memory size, irrespective of predication,

Each predicate element applies to the same element number in each of the three vector registers, or equivalently to the three consecutive words in memory which make up each structure. Inactive structures are not written to memory.

SVE (FEAT_SVE || FEAT_SME)

31	30	29	28	27	26	25	24	23	22	21	20	19	18	17	16	15	14	13	12	11	10	9	8	7	6	5	4	3	2	1	0
1	1	1	0	0	1	0	1	0	1	0	1	imm4				1	1	1	Pg			Rn				Zt					
msz												opc																			

Encoding

ST3W { <Zt1>.S, <Zt2>.S, <Zt3>.S }, <Pg>, [<Xn|SP>{, #<imm>, MUL VL}]

Decode for this encoding

```
if !IsFeatureImplemented(FEAT_SVE) && !IsFeatureImplemented(FEAT_SME) then
    EndOfDecode(Decode_UNDEF);
constant integer t = UInt(Zt);
constant integer n = UInt(Rn);
constant integer g = UInt(Pg);
constant integer esize = 32;
constant integer offset = SInt(imm4);
constant integer nreg = 3;
```

Assembler Symbols

- <Zt1> Is the name of the first scalable vector register to be transferred, encoded in the "Zt" field.
- <Zt2> Is the name of the second scalable vector register to be transferred, encoded as "Zt" plus 1 modulo 32.
- <Zt3> Is the name of the third scalable vector register to be transferred, encoded as "Zt" plus 2 modulo 32.
- <Pg> Is the name of the governing scalable predicate register P0-P7, encoded in the "Pg" field.
- <Xn|SP> Is the 64-bit name of the general-purpose base register or stack pointer, encoded in the "Rn" field.
- <imm> Is the optional signed immediate vector offset, a multiple of 3 in the range -24 to 21, defaulting to 0, encoded in the "imm4" field.

Operation

```
CheckSVEEnabled();
constant integer VL = CurrentVL;
constant integer PL = VL DIV 8;
constant integer elements = VL DIV esize;
bits(64) base;
constant bits(PL) mask = P[g, PL];
bits(64) addr;
constant integer mbytes = esize DIV 8;
array [0..2] of bits(VL) values;
constant boolean contiguous = TRUE;
constant boolean nontemporal = FALSE;
constant boolean tagchecked = n != 31;
constant AccessDescriptor accdesc = CreateAccDescSVE(MemOp\_STORE, nontemporal, contiguous,
                                                    tagchecked);

if !AnyActiveElement(mask, esize) then
    if n == 31 && ConstrainUnpredictableBool(Unpredictable\_CHECKSPNONEACTIVE) then
        CheckSPAlignment();
    else
        if n == 31 then CheckSPAlignment();

base = if n == 31 then SP[64] else X[n, 64];
addr = AddressAdd(base, offset * elements * nreg * mbytes, accdesc);

for r = 0 to nreg-1
    values[r] = Z[(t+r) MOD 32, VL];

for e = 0 to elements-1
    for r = 0 to nreg-1
        if ActivePredicateElement(mask, e, esize) then
            Mem[addr, mbytes, accdesc] = Elem[values[r], e, esize];
            addr = AddressIncrement(addr, mbytes, accdesc);
```

Operational information

If PSTATE.DIT is 1, the timing of this instruction is insensitive to the value of the data being loaded or stored when its governing predicate register contains the same value for each execution.

Internal version only: aarchmrs v2025-03_rel, pseudocode v2025-03_rel ; Build timestamp: 2025-03-21T17:41

Copyright © 2010-2025 Arm Limited or its affiliates. All rights reserved. This document is Non-Confidential.

ST3W (scalar plus scalar)

Contiguous store three-word structures from three vectors (scalar index)

Contiguous store three-word structures, each from the same element number in three vector registers to the memory address generated by a 64-bit scalar base and a 64-bit scalar index register scaled by the element size (LSL option) and added to the base address. After each structure access the index value is incremented by three. The index register is not updated by the instruction.

Each predicate element applies to the same element number in each of the three vector registers, or equivalently to the three consecutive words in memory which make up each structure. Inactive structures are not written to memory.

SVE (FEAT_SVE || FEAT_SME)

31	30	29	28	27	26	25	24	23	22	21	20	19	18	17	16	15	14	13	12	11	10	9	8	7	6	5	4	3	2	1	0
1	1	1	0	0	1	0	1	0	1	0	!= 11111				0	1	1	Pg			Rn				Zt						
msz						opc		Rm																							

Encoding

ST3W { <Zt1>.S, <Zt2>.S, <Zt3>.S }, <Pg>, [<Xn|SP>, <Xm>, LSL #2]

Decode for this encoding

```
if !IsFeatureImplemented(FEAT_SVE) && !IsFeatureImplemented(FEAT_SME) then
    EndOfDecode(Decode_UNDEF);
if Rm == '11111' then EndOfDecode(Decode_UNDEF);
constant integer t = UInt(Zt);
constant integer n = UInt(Rn);
constant integer m = UInt(Rm);
constant integer g = UInt(Pg);
constant integer esize = 32;
constant integer nreg = 3;
```

Assembler Symbols

- <Zt1> Is the name of the first scalable vector register to be transferred, encoded in the "Zt" field.
- <Zt2> Is the name of the second scalable vector register to be transferred, encoded as "Zt" plus 1 modulo 32.
- <Zt3> Is the name of the third scalable vector register to be transferred, encoded as "Zt" plus 2 modulo 32.
- <Pg> Is the name of the governing scalable predicate register P0-P7, encoded in the "Pg" field.
- <Xn|SP> Is the 64-bit name of the general-purpose base register or stack pointer, encoded in the "Rn" field.
- <Xm> Is the 64-bit name of the general-purpose offset register, encoded in the "Rm" field.

Operation

```
CheckSVEEnabled();
constant integer VL = CurrentVL;
constant integer PL = VL DIV 8;
constant integer elements = VL DIV esize;
bits(64) base;
constant bits(PL) mask = P[g, PL];
bits(64) offset;
bits(64) addr;
constant integer mbytes = esize DIV 8;
array [0..2] of bits(VL) values;
constant boolean contiguous = TRUE;
constant boolean nontemporal = FALSE;
constant boolean tagchecked = TRUE;
constant AccessDescriptor accdesc = CreateAccDescSVE(MemOp\_STORE, nontemporal, contiguous,
                                                    tagchecked);

if !AnyActiveElement(mask, esize) then
    if n == 31 && ConstrainUnpredictableBool(Unpredictable\_CHECKSPNONEACTIVE) then
        CheckSPAlignment();
    else
        if n == 31 then CheckSPAlignment();

base = if n == 31 then SP[64] else X[n, 64];
offset = X[m, 64];
addr = AddressAdd(base, UInt(offset) * mbytes, accdesc);

for r = 0 to nreg-1
    values[r] = Z[(t+r) MOD 32, VL];

for e = 0 to elements-1
    for r = 0 to nreg-1
        if ActivePredicateElement(mask, e, esize) then
            Mem[addr, mbytes, accdesc] = Elem[values[r], e, esize];
            addr = AddressIncrement(addr, mbytes, accdesc);
```

Operational information

If PSTATE.DIT is 1, the timing of this instruction is insensitive to the value of the data being loaded or stored when its governing predicate register contains the same value for each execution.

Internal version only: aarchmrs v2025-03_rel, pseudocode v2025-03_rel ; Build timestamp: 2025-03-21T17:41

Copyright © 2010-2025 Arm Limited or its affiliates. All rights reserved. This document is Non-Confidential.

ST4B (scalar plus immediate)

Contiguous store four-byte structures from four vectors (immediate index)

Contiguous store four-byte structures, each from the same element number in four vector registers to the memory address generated by a 64-bit scalar base and an immediate index which is a multiple of 4 in the range -32 to 28 that is multiplied by the vector's in-memory size, irrespective of predication,

Each predicate element applies to the same element number in each of the four vector registers, or equivalently to the four consecutive bytes in memory which make up each structure. Inactive structures are not written to memory.

SVE (FEAT_SVE || FEAT_SME)

31	30	29	28	27	26	25	24	23	22	21	20	19	18	17	16	15	14	13	12	11	10	9	8	7	6	5	4	3	2	1	0
1	1	1	0	0	1	0	0	0	1	1	1	imm4				1	1	1	Pg			Rn				Zt					
msz												opc																			

Encoding

ST4B { <Zt1>.B, <Zt2>.B, <Zt3>.B, <Zt4>.B }, <Pg>, [<Xn|SP>{, #<imm>, MUL VL}]

Decode for this encoding

```
if !IsFeatureImplemented(FEAT_SVE) && !IsFeatureImplemented(FEAT_SME) then
    EndOfDecode(Decode_UNDEF);
constant integer t = UInt(Zt);
constant integer n = UInt(Rn);
constant integer g = UInt(Pg);
constant integer esize = 8;
constant integer offset = SInt(imm4);
constant integer nreg = 4;
```

Assembler Symbols

- <Zt1> Is the name of the first scalable vector register to be transferred, encoded in the "Zt" field.
- <Zt2> Is the name of the second scalable vector register to be transferred, encoded as "Zt" plus 1 modulo 32.
- <Zt3> Is the name of the third scalable vector register to be transferred, encoded as "Zt" plus 2 modulo 32.
- <Zt4> Is the name of the fourth scalable vector register to be transferred, encoded as "Zt" plus 3 modulo 32.
- <Pg> Is the name of the governing scalable predicate register P0-P7, encoded in the "Pg" field.
- <Xn|SP> Is the 64-bit name of the general-purpose base register or stack pointer, encoded in the "Rn" field.
- <imm> Is the optional signed immediate vector offset, a multiple of 4 in the range -32 to 28, defaulting to 0, encoded in the "imm4" field.

Operation

```
CheckSVEEnabled();
constant integer VL = CurrentVL;
constant integer PL = VL DIV 8;
constant integer elements = VL DIV esize;
bits(64) base;
constant bits(PL) mask = P[g, PL];
bits(64) addr;
constant integer mbytes = esize DIV 8;
array [0..3] of bits(VL) values;
constant boolean contiguous = TRUE;
constant boolean nontemporal = FALSE;
constant boolean tagchecked = n != 31;
constant AccessDescriptor accdesc = CreateAccDescSVE(MemOp\_STORE, nontemporal, contiguous,
                                                    tagchecked);

if !AnyActiveElement(mask, esize) then
    if n == 31 && ConstrainUnpredictableBool(Unpredictable\_CHECKSPNONEACTIVE) then
        CheckSPAlignment();
    else
        if n == 31 then CheckSPAlignment();

base = if n == 31 then SP[64] else X[n, 64];
addr = AddressAdd(base, offset * elements * nreg * mbytes, accdesc);

for r = 0 to nreg-1
    values[r] = Z[(t+r) MOD 32, VL];

for e = 0 to elements-1
    for r = 0 to nreg-1
        if ActivePredicateElement(mask, e, esize) then
            Mem[addr, mbytes, accdesc] = Elem[values[r], e, esize];
            addr = AddressIncrement(addr, mbytes, accdesc);
```

Operational information

If PSTATE.DIT is 1, the timing of this instruction is insensitive to the value of the data being loaded or stored when its governing predicate register contains the same value for each execution.

Internal version only: aarchmrs v2025-03_rel, pseudocode v2025-03_rel ; Build timestamp: 2025-03-21T17:41

Copyright © 2010-2025 Arm Limited or its affiliates. All rights reserved. This document is Non-Confidential.

ST4B (scalar plus scalar)

Contiguous store four-byte structures from four vectors (scalar index)

Contiguous store four-byte structures, each from the same element number in four vector registers to the memory address generated by a 64-bit scalar base and a 64-bit scalar index register and added to the base address. After each structure access the index value is incremented by four. The index register is not updated by the instruction.

Each predicate element applies to the same element number in each of the four vector registers, or equivalently to the four consecutive bytes in memory which make up each structure. Inactive structures are not written to memory.

SVE (FEAT_SVE || FEAT_SME)

31	30	29	28	27	26	25	24	23	22	21	20	19	18	17	16	15	14	13	12	11	10	9	8	7	6	5	4	3	2	1	0
1	1	1	0	0	1	0	0	0	1	1	!= 11111				0	1	1	Pg			Rn				Zt						
msz						opc		Rm																							

Encoding

ST4B { <Zt1>.B, <Zt2>.B, <Zt3>.B, <Zt4>.B }, <Pg>, [<Xn|SP>, <Xm>]

Decode for this encoding

```
if !IsFeatureImplemented(FEAT_SVE) && !IsFeatureImplemented(FEAT_SME) then
    EndOfDecode(Decode_UNDEF);
if Rm == '11111' then EndOfDecode(Decode_UNDEF);
constant integer t = UInt(Zt);
constant integer n = UInt(Rn);
constant integer m = UInt(Rm);
constant integer g = UInt(Pg);
constant integer esize = 8;
constant integer nreg = 4;
```

Assembler Symbols

- <Zt1> Is the name of the first scalable vector register to be transferred, encoded in the "Zt" field.
- <Zt2> Is the name of the second scalable vector register to be transferred, encoded as "Zt" plus 1 modulo 32.
- <Zt3> Is the name of the third scalable vector register to be transferred, encoded as "Zt" plus 2 modulo 32.
- <Zt4> Is the name of the fourth scalable vector register to be transferred, encoded as "Zt" plus 3 modulo 32.
- <Pg> Is the name of the governing scalable predicate register P0-P7, encoded in the "Pg" field.
- <Xn|SP> Is the 64-bit name of the general-purpose base register or stack pointer, encoded in the "Rn" field.
- <Xm> Is the 64-bit name of the general-purpose offset register, encoded in the "Rm" field.

Operation

```
CheckSVEEnabled();
constant integer VL = CurrentVL;
constant integer PL = VL DIV 8;
constant integer elements = VL DIV esize;
bits(64) base;
constant bits(PL) mask = P[g, PL];
bits(64) offset;
bits(64) addr;
constant integer mbytes = esize DIV 8;
array [0..3] of bits(VL) values;
constant boolean contiguous = TRUE;
constant boolean nontemporal = FALSE;
constant boolean tagchecked = TRUE;
constant AccessDescriptor accdesc = CreateAccDescSVE(MemOp\_STORE, nontemporal, contiguous,
                                                    tagchecked);

if !AnyActiveElement(mask, esize) then
    if n == 31 && ConstrainUnpredictableBool(Unpredictable\_CHECKSPNONEACTIVE) then
        CheckSPAlignment();
    else
        if n == 31 then CheckSPAlignment();

base = if n == 31 then SP[64] else X[n, 64];
offset = X[m, 64];
addr = AddressAdd(base, UInt(offset) * mbytes, accdesc);

for r = 0 to nreg-1
    values[r] = Z[(t+r) MOD 32, VL];

for e = 0 to elements-1
    for r = 0 to nreg-1
        if ActivePredicateElement(mask, e, esize) then
            Mem[addr, mbytes, accdesc] = Elem[values[r], e, esize];
            addr = AddressIncrement(addr, mbytes, accdesc);
```

Operational information

If PSTATE.DIT is 1, the timing of this instruction is insensitive to the value of the data being loaded or stored when its governing predicate register contains the same value for each execution.

Internal version only: aarchmrs v2025-03_rel, pseudocode v2025-03_rel ; Build timestamp: 2025-03-21T17:41

Copyright © 2010-2025 Arm Limited or its affiliates. All rights reserved. This document is Non-Confidential.

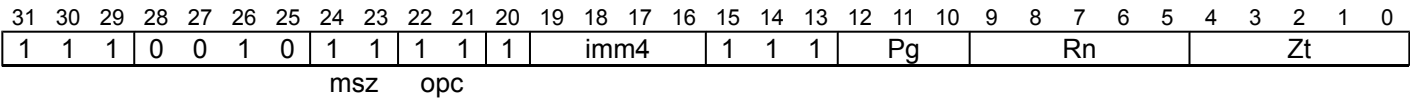
ST4D (scalar plus immediate)

Contiguous store four-doubleword structures from four vectors (immediate index)

Contiguous store four-doubleword structures, each from the same element number in four vector registers to the memory address generated by a 64-bit scalar base and an immediate index which is a multiple of 4 in the range -32 to 28 that is multiplied by the vector's in-memory size, irrespective of predication,

Each predicate element applies to the same element number in each of the four vector registers, or equivalently to the four consecutive doublewords in memory which make up each structure. Inactive structures are not written to memory.

SVE
(FEAT_SVE || FEAT_SME)



Encoding

ST4D { <Zt1>.D, <Zt2>.D, <Zt3>.D, <Zt4>.D }, <Pg>, [<Xn|SP>{, #<imm>, MUL VL}]

Decode for this encoding

```
if !IsFeatureImplemented(FEAT_SVE) && !IsFeatureImplemented(FEAT_SME) then
    EndOfDecode(Decode_UNDEF);
constant integer t = UInt(Zt);
constant integer n = UInt(Rn);
constant integer g = UInt(Pg);
constant integer esize = 64;
constant integer offset = SInt(imm4);
constant integer nreg = 4;
```

Assembler Symbols

- <Zt1> Is the name of the first scalable vector register to be transferred, encoded in the "Zt" field.
- <Zt2> Is the name of the second scalable vector register to be transferred, encoded as "Zt" plus 1 modulo 32.
- <Zt3> Is the name of the third scalable vector register to be transferred, encoded as "Zt" plus 2 modulo 32.
- <Zt4> Is the name of the fourth scalable vector register to be transferred, encoded as "Zt" plus 3 modulo 32.
- <Pg> Is the name of the governing scalable predicate register P0-P7, encoded in the "Pg" field.
- <Xn|SP> Is the 64-bit name of the general-purpose base register or stack pointer, encoded in the "Rn" field.
- <imm> Is the optional signed immediate vector offset, a multiple of 4 in the range -32 to 28, defaulting to 0, encoded in the "imm4" field.

Operation

```
CheckSVEEnabled();
constant integer VL = CurrentVL;
constant integer PL = VL DIV 8;
constant integer elements = VL DIV esize;
bits(64) base;
constant bits(PL) mask = P[g, PL];
bits(64) addr;
constant integer mbytes = esize DIV 8;
array [0..3] of bits(VL) values;
constant boolean contiguous = TRUE;
constant boolean nontemporal = FALSE;
constant boolean tagchecked = n != 31;
constant AccessDescriptor accdesc = CreateAccDescSVE(MemOp\_STORE, nontemporal, contiguous,
                                                    tagchecked);

if !AnyActiveElement(mask, esize) then
    if n == 31 && ConstrainUnpredictableBool(Unpredictable\_CHECKSPNONEACTIVE) then
        CheckSPAlignment();
    else
        if n == 31 then CheckSPAlignment();

base = if n == 31 then SP[64] else X[n, 64];
addr = AddressAdd(base, offset * elements * nreg * mbytes, accdesc);

for r = 0 to nreg-1
    values[r] = Z[(t+r) MOD 32, VL];

for e = 0 to elements-1
    for r = 0 to nreg-1
        if ActivePredicateElement(mask, e, esize) then
            Mem[addr, mbytes, accdesc] = Elem[values[r], e, esize];
            addr = AddressIncrement(addr, mbytes, accdesc);
```

Operational information

If PSTATE.DIT is 1, the timing of this instruction is insensitive to the value of the data being loaded or stored when its governing predicate register contains the same value for each execution.

Internal version only: aarchmrs v2025-03_rel, pseudocode v2025-03_rel ; Build timestamp: 2025-03-21T17:41

Copyright © 2010-2025 Arm Limited or its affiliates. All rights reserved. This document is Non-Confidential.

ST4D (scalar plus scalar)

Contiguous store four-doubleword structures from four vectors (scalar index)

Contiguous store four-doubleword structures, each from the same element number in four vector registers to the memory address generated by a 64-bit scalar base and a 64-bit scalar index register scaled by the element size (LSL option) and added to the base address. After each structure access the index value is incremented by four. The index register is not updated by the instruction.

Each predicate element applies to the same element number in each of the four vector registers, or equivalently to the four consecutive doublewords in memory which make up each structure. Inactive structures are not written to memory.

SVE (FEAT_SVE || FEAT_SME)

31	30	29	28	27	26	25	24	23	22	21	20	19	18	17	16	15	14	13	12	11	10	9	8	7	6	5	4	3	2	1	0	
1	1	1	0	0	1	0	1	1	1	1	!= 11111					0	1	1	Pg			Rn				Zt						
msz							opc				Rm																					

Encoding

ST4D { <Zt1>.D, <Zt2>.D, <Zt3>.D, <Zt4>.D }, <Pg>, [<Xn|SP>, <Xm>, LSL #3]

Decode for this encoding

```
if !IsFeatureImplemented(FEAT_SVE) && !IsFeatureImplemented(FEAT_SME) then
    EndOfDecode(Decode_UNDEF);
if Rm == '11111' then EndOfDecode(Decode_UNDEF);
constant integer t = UInt(Zt);
constant integer n = UInt(Rn);
constant integer m = UInt(Rm);
constant integer g = UInt(Pg);
constant integer esize = 64;
constant integer nreg = 4;
```

Assembler Symbols

- <Zt1> Is the name of the first scalable vector register to be transferred, encoded in the "Zt" field.
- <Zt2> Is the name of the second scalable vector register to be transferred, encoded as "Zt" plus 1 modulo 32.
- <Zt3> Is the name of the third scalable vector register to be transferred, encoded as "Zt" plus 2 modulo 32.
- <Zt4> Is the name of the fourth scalable vector register to be transferred, encoded as "Zt" plus 3 modulo 32.
- <Pg> Is the name of the governing scalable predicate register P0-P7, encoded in the "Pg" field.
- <Xn|SP> Is the 64-bit name of the general-purpose base register or stack pointer, encoded in the "Rn" field.
- <Xm> Is the 64-bit name of the general-purpose offset register, encoded in the "Rm" field.

Operation

```
CheckSVEEnabled();
constant integer VL = CurrentVL;
constant integer PL = VL DIV 8;
constant integer elements = VL DIV esize;
bits(64) base;
constant bits(PL) mask = P[g, PL];
bits(64) offset;
bits(64) addr;
constant integer mbytes = esize DIV 8;
array [0..3] of bits(VL) values;
constant boolean contiguous = TRUE;
constant boolean nontemporal = FALSE;
constant boolean tagchecked = TRUE;
constant AccessDescriptor accdesc = CreateAccDescSVE(MemOp\_STORE, nontemporal, contiguous,
                                                    tagchecked);

if !AnyActiveElement(mask, esize) then
    if n == 31 && ConstrainUnpredictableBool(Unpredictable\_CHECKSPNONEACTIVE) then
        CheckSPAlignment();
    else
        if n == 31 then CheckSPAlignment();

base = if n == 31 then SP[64] else X[n, 64];
offset = X[m, 64];
addr = AddressAdd(base, UInt(offset) * mbytes, accdesc);

for r = 0 to nreg-1
    values[r] = Z[(t+r) MOD 32, VL];

for e = 0 to elements-1
    for r = 0 to nreg-1
        if ActivePredicateElement(mask, e, esize) then
            Mem[addr, mbytes, accdesc] = Elem[values[r], e, esize];
            addr = AddressIncrement(addr, mbytes, accdesc);
```

Operational information

If PSTATE.DIT is 1, the timing of this instruction is insensitive to the value of the data being loaded or stored when its governing predicate register contains the same value for each execution.

Internal version only: aarchmrs v2025-03_rel, pseudocode v2025-03_rel ; Build timestamp: 2025-03-21T17:41

Copyright © 2010-2025 Arm Limited or its affiliates. All rights reserved. This document is Non-Confidential.

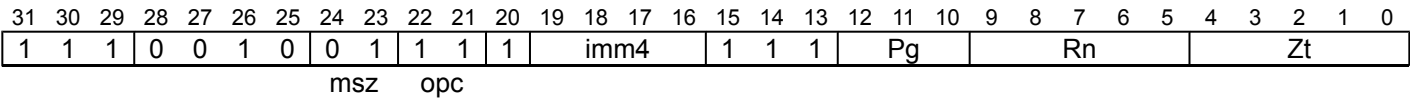
ST4H (scalar plus immediate)

Contiguous store four-halfword structures from four vectors (immediate index)

Contiguous store four-halfword structures, each from the same element number in four vector registers to the memory address generated by a 64-bit scalar base and an immediate index which is a multiple of 4 in the range -32 to 28 that is multiplied by the vector's in-memory size, irrespective of predication,

Each predicate element applies to the same element number in each of the four vector registers, or equivalently to the four consecutive halfwords in memory which make up each structure. Inactive structures are not written to memory.

SVE
(FEAT_SVE || FEAT_SME)



Encoding

ST4H { <Zt1>.H, <Zt2>.H, <Zt3>.H, <Zt4>.H }, <Pg>, [<Xn|SP>{, #<imm>, MUL VL}]

Decode for this encoding

```
if !IsFeatureImplemented(FEAT_SVE) && !IsFeatureImplemented(FEAT_SME) then
    EndOfDecode (Decode_UNDEF);
constant integer t = UInt(Zt);
constant integer n = UInt(Rn);
constant integer g = UInt(Pg);
constant integer esize = 16;
constant integer offset = SInt(imm4);
constant integer nreg = 4;
```

Assembler Symbols

- <Zt1> Is the name of the first scalable vector register to be transferred, encoded in the "Zt" field.
- <Zt2> Is the name of the second scalable vector register to be transferred, encoded as "Zt" plus 1 modulo 32.
- <Zt3> Is the name of the third scalable vector register to be transferred, encoded as "Zt" plus 2 modulo 32.
- <Zt4> Is the name of the fourth scalable vector register to be transferred, encoded as "Zt" plus 3 modulo 32.
- <Pg> Is the name of the governing scalable predicate register P0-P7, encoded in the "Pg" field.
- <Xn|SP> Is the 64-bit name of the general-purpose base register or stack pointer, encoded in the "Rn" field.
- <imm> Is the optional signed immediate vector offset, a multiple of 4 in the range -32 to 28, defaulting to 0, encoded in the "imm4" field.

Operation

```
CheckSVEEnabled();
constant integer VL = CurrentVL;
constant integer PL = VL DIV 8;
constant integer elements = VL DIV esize;
bits(64) base;
constant bits(PL) mask = P[g, PL];
bits(64) addr;
constant integer mbytes = esize DIV 8;
array [0..3] of bits(VL) values;
constant boolean contiguous = TRUE;
constant boolean nontemporal = FALSE;
constant boolean tagchecked = n != 31;
constant AccessDescriptor accdesc = CreateAccDescSVE(MemOp\_STORE, nontemporal, contiguous,
                                                    tagchecked);

if !AnyActiveElement(mask, esize) then
    if n == 31 && ConstrainUnpredictableBool(Unpredictable\_CHECKSPNONEACTIVE) then
        CheckSPAlignment();
    else
        if n == 31 then CheckSPAlignment();

base = if n == 31 then SP[64] else X[n, 64];
addr = AddressAdd(base, offset * elements * nreg * mbytes, accdesc);

for r = 0 to nreg-1
    values[r] = Z[(t+r) MOD 32, VL];

for e = 0 to elements-1
    for r = 0 to nreg-1
        if ActivePredicateElement(mask, e, esize) then
            Mem[addr, mbytes, accdesc] = Elem[values[r], e, esize];
            addr = AddressIncrement(addr, mbytes, accdesc);
```

Operational information

If PSTATE.DIT is 1, the timing of this instruction is insensitive to the value of the data being loaded or stored when its governing predicate register contains the same value for each execution.

Internal version only: aarchmrs v2025-03_rel, pseudocode v2025-03_rel ; Build timestamp: 2025-03-21T17:41

Copyright © 2010-2025 Arm Limited or its affiliates. All rights reserved. This document is Non-Confidential.

ST4H (scalar plus scalar)

Contiguous store four-halfword structures from four vectors (scalar index)

Contiguous store four-halfword structures, each from the same element number in four vector registers to the memory address generated by a 64-bit scalar base and a 64-bit scalar index register scaled by the element size (LSL option) and added to the base address. After each structure access the index value is incremented by four. The index register is not updated by the instruction.

Each predicate element applies to the same element number in each of the four vector registers, or equivalently to the four consecutive halfwords in memory which make up each structure. Inactive structures are not written to memory.

SVE (FEAT_SVE || FEAT_SME)

31	30	29	28	27	26	25	24	23	22	21	20	19	18	17	16	15	14	13	12	11	10	9	8	7	6	5	4	3	2	1	0		
1	1	1	0	0	1	0	0	1	1	1	!= 11111					0	1	1	Pg			Rn					Zt						
msz							opc				Rm																						

Encoding

ST4H { <Zt1>.H, <Zt2>.H, <Zt3>.H, <Zt4>.H }, <Pg>, [<Xn|SP>, <Xm>, LSL #1]

Decode for this encoding

```
if !IsFeatureImplemented(FEAT_SVE) && !IsFeatureImplemented(FEAT_SME) then
    EndOfDecode(Decode_UNDEF);
if Rm == '11111' then EndOfDecode(Decode_UNDEF);
constant integer t = UInt(Zt);
constant integer n = UInt(Rn);
constant integer m = UInt(Rm);
constant integer g = UInt(Pg);
constant integer esize = 16;
constant integer nreg = 4;
```

Assembler Symbols

- <Zt1> Is the name of the first scalable vector register to be transferred, encoded in the "Zt" field.
- <Zt2> Is the name of the second scalable vector register to be transferred, encoded as "Zt" plus 1 modulo 32.
- <Zt3> Is the name of the third scalable vector register to be transferred, encoded as "Zt" plus 2 modulo 32.
- <Zt4> Is the name of the fourth scalable vector register to be transferred, encoded as "Zt" plus 3 modulo 32.
- <Pg> Is the name of the governing scalable predicate register P0-P7, encoded in the "Pg" field.
- <Xn|SP> Is the 64-bit name of the general-purpose base register or stack pointer, encoded in the "Rn" field.
- <Xm> Is the 64-bit name of the general-purpose offset register, encoded in the "Rm" field.

Operation

```
CheckSVEEnabled();
constant integer VL = CurrentVL;
constant integer PL = VL DIV 8;
constant integer elements = VL DIV esize;
bits(64) base;
constant bits(PL) mask = P[g, PL];
bits(64) offset;
bits(64) addr;
constant integer mbytes = esize DIV 8;
array [0..3] of bits(VL) values;
constant boolean contiguous = TRUE;
constant boolean nontemporal = FALSE;
constant boolean tagchecked = TRUE;
constant AccessDescriptor accdesc = CreateAccDescSVE(MemOp\_STORE, nontemporal, contiguous,
                                                    tagchecked);

if !AnyActiveElement(mask, esize) then
    if n == 31 && ConstrainUnpredictableBool(Unpredictable\_CHECKSPNONEACTIVE) then
        CheckSPAlignment();
    else
        if n == 31 then CheckSPAlignment();

base = if n == 31 then SP[64] else X[n, 64];
offset = X[m, 64];
addr = AddressAdd(base, UInt(offset) * mbytes, accdesc);

for r = 0 to nreg-1
    values[r] = Z[(t+r) MOD 32, VL];

for e = 0 to elements-1
    for r = 0 to nreg-1
        if ActivePredicateElement(mask, e, esize) then
            Mem[addr, mbytes, accdesc] = Elem[values[r], e, esize];
            addr = AddressIncrement(addr, mbytes, accdesc);
```

Operational information

If PSTATE.DIT is 1, the timing of this instruction is insensitive to the value of the data being loaded or stored when its governing predicate register contains the same value for each execution.

Internal version only: aarchmrs v2025-03_rel, pseudocode v2025-03_rel ; Build timestamp: 2025-03-21T17:41

Copyright © 2010-2025 Arm Limited or its affiliates. All rights reserved. This document is Non-Confidential.

ST4Q (scalar plus immediate)

Contiguous store four-quadword structures from four vectors (immediate index)

Contiguous store four-quadword structures, each from the same element number in four vector registers to the memory address generated by a 64-bit scalar base and an immediate index which is a multiple of 4 in the range -32 to 28 that is multiplied by the vector's in-memory size, irrespective of predication,

Each predicate element applies to the same element number in each of the four vector registers, or equivalently to the four consecutive quadwords in memory which make up each structure. Inactive structures are not written to memory.

SVE2 (FEAT_SVE2p1 || FEAT_SME2p1)

31	30	29	28	27	26	25	24	23	22	21	20	19	18	17	16	15	14	13	12	11	10	9	8	7	6	5	4	3	2	1	0
1	1	1	0	0	1	0	0	1	1	0	0	imm4				0	0	0	Pg				Rn				Zt				
num																															

Encoding

ST4Q { <Zt1>.Q, <Zt2>.Q, <Zt3>.Q, <Zt4>.Q }, <Pg>, [<Xn|SP>{, #<imm>, MUL VL}]

Decode for this encoding

```
if !IsFeatureImplemented(FEAT_SVE2p1) && !IsFeatureImplemented(FEAT_SME2p1) then
    EndOfDecode(Decode_UNDEF);
constant integer t = UInt(Zt);
constant integer n = UInt(Rn);
constant integer g = UInt(Pg);
constant integer esize = 128;
constant integer offset = SInt(imm4);
constant integer nreg = 4;
```

Assembler Symbols

- <Zt1> Is the name of the first scalable vector register to be transferred, encoded in the "Zt" field.
- <Zt2> Is the name of the second scalable vector register to be transferred, encoded as "Zt" plus 1 modulo 32.
- <Zt3> Is the name of the third scalable vector register to be transferred, encoded as "Zt" plus 2 modulo 32.
- <Zt4> Is the name of the fourth scalable vector register to be transferred, encoded as "Zt" plus 3 modulo 32.
- <Pg> Is the name of the governing scalable predicate register P0-P7, encoded in the "Pg" field.
- <Xn|SP> Is the 64-bit name of the general-purpose base register or stack pointer, encoded in the "Rn" field.
- <imm> Is the optional signed immediate vector offset, a multiple of 4 in the range -32 to 28, defaulting to 0, encoded in the "imm4" field.

Operation

```
CheckSVEEnabled();
constant integer VL = CurrentVL;
constant integer PL = VL DIV 8;
constant integer elements = VL DIV esize;
bits(64) base;
constant bits(PL) mask = P[g, PL];
bits(64) addr;
constant integer mbytes = esize DIV 8;
array [0..3] of bits(VL) values;
constant boolean contiguous = TRUE;
constant boolean nontemporal = FALSE;
constant boolean tagchecked = n != 31;
constant AccessDescriptor accdesc = CreateAccDescSVE(MemOp\_STORE, nontemporal, contiguous,
                                                    tagchecked);

if !AnyActiveElement(mask, esize) then
    if n == 31 && ConstrainUnpredictableBool(Unpredictable\_CHECKSPNONEACTIVE) then
        CheckSPAlignment();
    else
        if n == 31 then CheckSPAlignment();

base = if n == 31 then SP[64] else X[n, 64];
addr = AddressAdd(base, offset * elements * nreg * mbytes, accdesc);

for r = 0 to nreg-1
    values[r] = Z[(t+r) MOD 32, VL];

for e = 0 to elements-1
    for r = 0 to nreg-1
        if ActivePredicateElement(mask, e, esize) then
            Mem[addr, mbytes, accdesc] = Elem[values[r], e, esize];
            addr = AddressIncrement(addr, mbytes, accdesc);
```

Operational information

If PSTATE.DIT is 1, the timing of this instruction is insensitive to the value of the data being loaded or stored when its governing predicate register contains the same value for each execution.

Internal version only: aarchmrs v2025-03_rel, pseudocode v2025-03_rel ; Build timestamp: 2025-03-21T17:41

Copyright © 2010-2025 Arm Limited or its affiliates. All rights reserved. This document is Non-Confidential.

ST4Q (scalar plus scalar)

Contiguous store four-quadword structures from four vectors (scalar index)

Contiguous store four-quadword structures, each from the same element number in four vector registers to the memory address generated by a 64-bit scalar base and a 64-bit scalar index register scaled by the element size (LSL option) and added to the base address. After each structure access the index value is incremented by four. The index register is not updated by the instruction.

Each predicate element applies to the same element number in each of the four vector registers, or equivalently to the four consecutive quadwords in memory which make up each structure. Inactive structures are not written to memory.

SVE2 (FEAT_SVE2p1 || FEAT_SME2p1)

31	30	29	28	27	26	25	24	23	22	21	20	19	18	17	16	15	14	13	12	11	10	9	8	7	6	5	4	3	2	1	0
1	1	1	0	0	1	0	0	1	1	1	!= 11111				0	0	0	Pg			Rn				Zt						
num											Rm																				

Encoding

ST4Q { <Zt1>.Q, <Zt2>.Q, <Zt3>.Q, <Zt4>.Q }, <Pg>, [<Xn|SP>, <Xm>, LSL #4]

Decode for this encoding

```
if !IsFeatureImplemented(FEAT_SVE2p1) && !IsFeatureImplemented(FEAT_SME2p1) then
    EndOfDecode(Decode_UNDEF);
if Rm == '11111' then EndOfDecode(Decode_UNDEF);
constant integer t = UInt(Zt);
constant integer n = UInt(Rn);
constant integer m = UInt(Rm);
constant integer g = UInt(Pg);
constant integer esize = 128;
constant integer nreg = 4;
```

Assembler Symbols

- <Zt1> Is the name of the first scalable vector register to be transferred, encoded in the "Zt" field.
- <Zt2> Is the name of the second scalable vector register to be transferred, encoded as "Zt" plus 1 modulo 32.
- <Zt3> Is the name of the third scalable vector register to be transferred, encoded as "Zt" plus 2 modulo 32.
- <Zt4> Is the name of the fourth scalable vector register to be transferred, encoded as "Zt" plus 3 modulo 32.
- <Pg> Is the name of the governing scalable predicate register P0-P7, encoded in the "Pg" field.
- <Xn|SP> Is the 64-bit name of the general-purpose base register or stack pointer, encoded in the "Rn" field.
- <Xm> Is the 64-bit name of the general-purpose offset register, encoded in the "Rm" field.

Operation

```
CheckSVEEnabled();
constant integer VL = CurrentVL;
constant integer PL = VL DIV 8;
constant integer elements = VL DIV esize;
bits(64) base;
constant bits(PL) mask = P[g, PL];
bits(64) offset;
bits(64) addr;
constant integer mbytes = esize DIV 8;
array [0..3] of bits(VL) values;
constant boolean contiguous = TRUE;
constant boolean nontemporal = FALSE;
constant boolean tagchecked = TRUE;
constant AccessDescriptor accdesc = CreateAccDescSVE(MemOp\_STORE, nontemporal, contiguous,
                                                    tagchecked);

if !AnyActiveElement(mask, esize) then
    if n == 31 && ConstrainUnpredictableBool(Unpredictable\_CHECKSPNONEACTIVE) then
        CheckSPAlignment();
    else
        if n == 31 then CheckSPAlignment();

base = if n == 31 then SP[64] else X[n, 64];
offset = X[m, 64];
addr = AddressAdd(base, UInt(offset) * mbytes, accdesc);

for r = 0 to nreg-1
    values[r] = Z[(t+r) MOD 32, VL];

for e = 0 to elements-1
    for r = 0 to nreg-1
        if ActivePredicateElement(mask, e, esize) then
            Mem[addr, mbytes, accdesc] = Elem[values[r], e, esize];
            addr = AddressIncrement(addr, mbytes, accdesc);
```

Operational information

If PSTATE.DIT is 1, the timing of this instruction is insensitive to the value of the data being loaded or stored when its governing predicate register contains the same value for each execution.

Internal version only: aarchmrs v2025-03_rel, pseudocode v2025-03_rel ; Build timestamp: 2025-03-21T17:41

Copyright © 2010-2025 Arm Limited or its affiliates. All rights reserved. This document is Non-Confidential.

ST4W (scalar plus immediate)

Contiguous store four-word structures from four vectors (immediate index)

Contiguous store four-word structures, each from the same element number in four vector registers to the memory address generated by a 64-bit scalar base and an immediate index which is a multiple of 4 in the range -32 to 28 that is multiplied by the vector's in-memory size, irrespective of predication,

Each predicate element applies to the same element number in each of the four vector registers, or equivalently to the four consecutive words in memory which make up each structure. Inactive structures are not written to memory.

SVE (FEAT_SVE || FEAT_SME)

31	30	29	28	27	26	25	24	23	22	21	20	19	18	17	16	15	14	13	12	11	10	9	8	7	6	5	4	3	2	1	0
1	1	1	0	0	1	0	1	0	1	1	1	imm4				1	1	1	Pg			Rn				Zt					
msz												opc																			

Encoding

ST4W { <Zt1>.S, <Zt2>.S, <Zt3>.S, <Zt4>.S }, <Pg>, [<Xn|SP>{, #<imm>, MUL VL}]

Decode for this encoding

```
if !IsFeatureImplemented(FEAT_SVE) && !IsFeatureImplemented(FEAT_SME) then
    EndOfDecode(Decode_UNDEF);
constant integer t = UInt(Zt);
constant integer n = UInt(Rn);
constant integer g = UInt(Pg);
constant integer esize = 32;
constant integer offset = SInt(imm4);
constant integer nreg = 4;
```

Assembler Symbols

- <Zt1> Is the name of the first scalable vector register to be transferred, encoded in the "Zt" field.
- <Zt2> Is the name of the second scalable vector register to be transferred, encoded as "Zt" plus 1 modulo 32.
- <Zt3> Is the name of the third scalable vector register to be transferred, encoded as "Zt" plus 2 modulo 32.
- <Zt4> Is the name of the fourth scalable vector register to be transferred, encoded as "Zt" plus 3 modulo 32.
- <Pg> Is the name of the governing scalable predicate register P0-P7, encoded in the "Pg" field.
- <Xn|SP> Is the 64-bit name of the general-purpose base register or stack pointer, encoded in the "Rn" field.
- <imm> Is the optional signed immediate vector offset, a multiple of 4 in the range -32 to 28, defaulting to 0, encoded in the "imm4" field.

Operation

```
CheckSVEEnabled();
constant integer VL = CurrentVL;
constant integer PL = VL DIV 8;
constant integer elements = VL DIV esize;
bits(64) base;
constant bits(PL) mask = P[g, PL];
bits(64) addr;
constant integer mbytes = esize DIV 8;
array [0..3] of bits(VL) values;
constant boolean contiguous = TRUE;
constant boolean nontemporal = FALSE;
constant boolean tagchecked = n != 31;
constant AccessDescriptor accdesc = CreateAccDescSVE(MemOp\_STORE, nontemporal, contiguous,
                                                    tagchecked);

if !AnyActiveElement(mask, esize) then
    if n == 31 && ConstrainUnpredictableBool(Unpredictable\_CHECKSPNONEACTIVE) then
        CheckSPAlignment();
    else
        if n == 31 then CheckSPAlignment();

base = if n == 31 then SP[64] else X[n, 64];
addr = AddressAdd(base, offset * elements * nreg * mbytes, accdesc);

for r = 0 to nreg-1
    values[r] = Z[(t+r) MOD 32, VL];

for e = 0 to elements-1
    for r = 0 to nreg-1
        if ActivePredicateElement(mask, e, esize) then
            Mem[addr, mbytes, accdesc] = Elem[values[r], e, esize];
            addr = AddressIncrement(addr, mbytes, accdesc);
```

Operational information

If PSTATE.DIT is 1, the timing of this instruction is insensitive to the value of the data being loaded or stored when its governing predicate register contains the same value for each execution.

Internal version only: aarchmrs v2025-03_rel, pseudocode v2025-03_rel ; Build timestamp: 2025-03-21T17:41

Copyright © 2010-2025 Arm Limited or its affiliates. All rights reserved. This document is Non-Confidential.

ST4W (scalar plus scalar)

Contiguous store four-word structures from four vectors (scalar index)

Contiguous store four-word structures, each from the same element number in four vector registers to the memory address generated by a 64-bit scalar base and a 64-bit scalar index register scaled by the element size (LSL option) and added to the base address. After each structure access the index value is incremented by four. The index register is not updated by the instruction.

Each predicate element applies to the same element number in each of the four vector registers, or equivalently to the four consecutive words in memory which make up each structure. Inactive structures are not written to memory.

SVE (FEAT_SVE || FEAT_SME)

31	30	29	28	27	26	25	24	23	22	21	20	19	18	17	16	15	14	13	12	11	10	9	8	7	6	5	4	3	2	1	0
1	1	1	0	0	1	0	1	0	1	1	!= 11111				0	1	1	Pg			Rn				Zt						
msz						opc		Rm																							

Encoding

ST4W { <Zt1>.S, <Zt2>.S, <Zt3>.S, <Zt4>.S }, <Pg>, [<Xn|SP>, <Xm>, LSL #2]

Decode for this encoding

```
if !IsFeatureImplemented(FEAT_SVE) && !IsFeatureImplemented(FEAT_SME) then
    EndOfDecode(Decode_UNDEF);
if Rm == '11111' then EndOfDecode(Decode_UNDEF);
constant integer t = UInt(Zt);
constant integer n = UInt(Rn);
constant integer m = UInt(Rm);
constant integer g = UInt(Pg);
constant integer esize = 32;
constant integer nreg = 4;
```

Assembler Symbols

- <Zt1> Is the name of the first scalable vector register to be transferred, encoded in the "Zt" field.
- <Zt2> Is the name of the second scalable vector register to be transferred, encoded as "Zt" plus 1 modulo 32.
- <Zt3> Is the name of the third scalable vector register to be transferred, encoded as "Zt" plus 2 modulo 32.
- <Zt4> Is the name of the fourth scalable vector register to be transferred, encoded as "Zt" plus 3 modulo 32.
- <Pg> Is the name of the governing scalable predicate register P0-P7, encoded in the "Pg" field.
- <Xn|SP> Is the 64-bit name of the general-purpose base register or stack pointer, encoded in the "Rn" field.
- <Xm> Is the 64-bit name of the general-purpose offset register, encoded in the "Rm" field.

Operation

```
CheckSVEEnabled();
constant integer VL = CurrentVL;
constant integer PL = VL DIV 8;
constant integer elements = VL DIV esize;
bits(64) base;
constant bits(PL) mask = P[g, PL];
bits(64) offset;
bits(64) addr;
constant integer mbytes = esize DIV 8;
array [0..3] of bits(VL) values;
constant boolean contiguous = TRUE;
constant boolean nontemporal = FALSE;
constant boolean tagchecked = TRUE;
constant AccessDescriptor accdesc = CreateAccDescSVE(MemOp\_STORE, nontemporal, contiguous,
                                                    tagchecked);

if !AnyActiveElement(mask, esize) then
    if n == 31 && ConstrainUnpredictableBool(Unpredictable\_CHECKSPNONEACTIVE) then
        CheckSPAlignment();
    else
        if n == 31 then CheckSPAlignment();

base = if n == 31 then SP[64] else X[n, 64];
offset = X[m, 64];
addr = AddressAdd(base, UInt(offset) * mbytes, accdesc);

for r = 0 to nreg-1
    values[r] = Z[(t+r) MOD 32, VL];

for e = 0 to elements-1
    for r = 0 to nreg-1
        if ActivePredicateElement(mask, e, esize) then
            Mem[addr, mbytes, accdesc] = Elem[values[r], e, esize];
            addr = AddressIncrement(addr, mbytes, accdesc);
```

Operational information

If PSTATE.DIT is 1, the timing of this instruction is insensitive to the value of the data being loaded or stored when its governing predicate register contains the same value for each execution.

Internal version only: aarchmrs v2025-03_rel, pseudocode v2025-03_rel ; Build timestamp: 2025-03-21T17:41

Copyright © 2010-2025 Arm Limited or its affiliates. All rights reserved. This document is Non-Confidential.

STNT1B (scalar plus immediate, consecutive registers)

Contiguous store non-temporal of bytes from multiple consecutive vectors (immediate index)

This instruction performs a contiguous non-temporal store of bytes from elements of two or four consecutive vector registers to the memory address generated by a 64-bit scalar base and immediate index which is multiplied by the vector's in-memory size, irrespective of predication, and added to the base address.

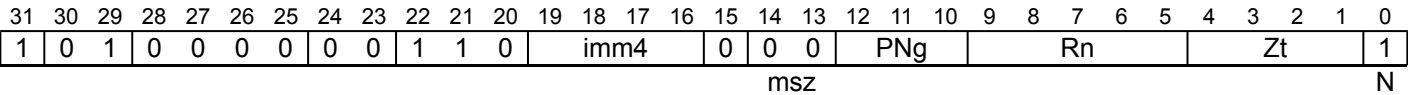
Inactive elements are not written to memory.

A non-temporal store is a hint to the system that this data is unlikely to be referenced again soon.

It has encodings from 2 classes: [Two registers](#) and [Four registers](#)

Two registers

(FEAT_SME2 || FEAT_SVE2p1)



Encoding

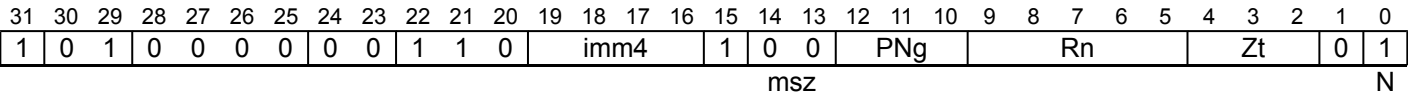
STNT1B { <Zt1>.B-<Zt2>.B }, <PNg>, [<Xn|SP>{, #<imm>, MUL VL}]

Decode for this encoding

```
if !IsFeatureImplemented(FEAT_SME2) && !IsFeatureImplemented(FEAT_SVE2p1) then
    EndOfDecode(Decode_UNDEF);
constant integer n = UInt(Rn);
constant integer g = UInt('1':PNg);
constant integer nreg = 2;
constant integer t = UInt(Zt:'0');
constant integer esize = 8;
constant integer offset = SInt(imm4);
```

Four registers

(FEAT_SME2 || FEAT_SVE2p1)



Encoding

STNT1B { <Zt1>.B-<Zt4>.B }, <PNg>, [<Xn|SP>{, #<imm>, MUL VL}]

Decode for this encoding

```
if !IsFeatureImplemented(FEAT_SME2) && !IsFeatureImplemented(FEAT_SVE2p1) then
    EndOfDecode(Decode_UNDEF);
constant integer n = UInt(Rn);
constant integer g = UInt('1':PNg);
constant integer nreg = 4;
constant integer t = UInt(Zt:'00');
constant integer esize = 8;
constant integer offset = SInt(imm4);
```

Assembler Symbols

- <Zt1>
- For the "Two registers" variant: is the name of the first scalable vector register to be transferred, encoded as "Zt" times 2.
For the "Four registers" variant: is the name of the first scalable vector register to be transferred, encoded as "Zt" times 4.

<Zt2>	Is the name of the second scalable vector register to be transferred, encoded as "Zt" times 2 plus 1.
<PNg>	Is the name of the governing scalable predicate register PN8-PN15, with predicate-as-counter encoding, encoded in the "PNg" field.
<Xn SP>	Is the 64-bit name of the general-purpose base register or stack pointer, encoded in the "Rn" field.
<imm>	For the "Two registers" variant: is the optional signed immediate vector offset, a multiple of 2 in the range -16 to 14, defaulting to 0, encoded in the "imm4" field. For the "Four registers" variant: is the optional signed immediate vector offset, a multiple of 4 in the range -32 to 28, defaulting to 0, encoded in the "imm4" field.
<Zt4>	Is the name of the fourth scalable vector register to be transferred, encoded as "Zt" times 4 plus 3.

Operation

```

if IsFeatureImplemented(FEAT_SVE2p1) then CheckSVEEnabled\(\); else CheckStreamingSVEEnabled\(\);
constant integer VL = CurrentVL;
constant integer PL = VL DIV 8;
constant integer elements = VL DIV esize;
constant integer mbytes = esize DIV 8;
bits(64) base;
bits(64) addr;
bits(VL) src;
constant bits(PL) pred = P[g, PL];
constant bits(PL * nreg) mask = CounterToPredicate(pred<15:0>, PL * nreg);
constant boolean contiguous = TRUE;
constant boolean nontemporal = TRUE;
constant integer transfer = t;
constant boolean tagchecked = n != 31;
constant AccessDescriptor accdesc = CreateAccDescSVE(MemOp_STORE, nontemporal, contiguous,
                                                    tagchecked);

if !AnyActiveElement(mask, esize) then
    if n == 31 && ConstrainUnpredictableBool(Unpredictable\_CHECKSPNONEACTIVE) then
        CheckSPAlignment();
    else
        if n == 31 then CheckSPAlignment();

base = if n == 31 then SP[64] else X[n, 64];
addr = AddressAdd(base, offset * nreg * elements * mbytes, accdesc);

for r = 0 to nreg-1
    src = Z[transfer+r, VL];
    for e = 0 to elements-1
        if ActivePredicateElement(mask, r * elements + e, esize) then
            Mem[addr, mbytes, accdesc] = Elem[src, e, esize];
            addr = AddressIncrement(addr, mbytes, accdesc);

```

Operational information

If PSTATE.DIT is 1, the timing of this instruction is insensitive to the value of the data being loaded or stored when its governing predicate register contains the same value for each execution.

Internal version only: aarchmrs v2025-03_rel, pseudocode v2025-03_rel ; Build timestamp: 2025-03-21T17:41

Copyright © 2010-2025 Arm Limited or its affiliates. All rights reserved. This document is Non-Confidential.

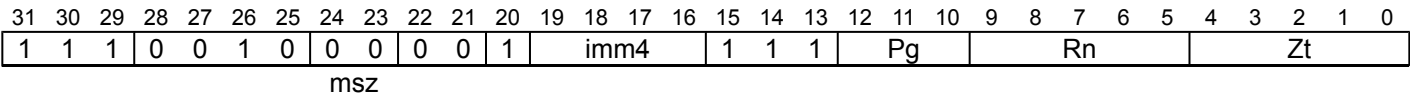
STNT1B (scalar plus immediate, single register)

Contiguous store non-temporal bytes from vector (immediate index)

Contiguous store non-temporal of bytes from elements of a vector register to the memory address generated by a 64-bit scalar base and immediate index in the range -8 to 7 which is multiplied by the vector's in-memory size, irrespective of predication, and added to the base address. Inactive elements are not written to memory.

A non-temporal store is a hint to the system that this data is unlikely to be referenced again soon.

SVE (FEAT_SVE || FEAT_SME)



Encoding

STNT1B { <Zt>.B }, <Pg>, [<Xn|SP>{, #<imm>, MUL VL}]

Decode for this encoding

```
if !IsFeatureImplemented(FEAT_SVE) && !IsFeatureImplemented(FEAT_SME) then
    EndOfDecode(Decode_UNDEF);
constant integer t = UInt(Zt);
constant integer n = UInt(Rn);
constant integer g = UInt(Pg);
constant integer esize = 8;
constant integer offset = SInt(imm4);
```

Assembler Symbols

- <Zt> Is the name of the scalable vector register to be transferred, encoded in the "Zt" field.
- <Pg> Is the name of the governing scalable predicate register P0-P7, encoded in the "Pg" field.
- <Xn|SP> Is the 64-bit name of the general-purpose base register or stack pointer, encoded in the "Rn" field.
- <imm> Is the optional signed immediate vector offset, in the range -8 to 7, defaulting to 0, encoded in the "imm4" field.

Operation

```
CheckSVEEnabled();
constant integer VL = CurrentVL;
constant integer PL = VL DIV 8;
constant integer elements = VL DIV esize;
bits(64) base;
bits(64) addr;
constant integer mbytes = esize DIV 8;
bits(VL) src;
constant bits(PL) mask = P[g, PL];
constant boolean contiguous = TRUE;
constant boolean nontemporal = TRUE;
constant boolean tagchecked = n != 31;
constant AccessDescriptor accdesc = CreateAccDescSVE(MemOp\_STORE, nontemporal, contiguous,
                                                    tagchecked);

if !AnyActiveElement(mask, esize) then
    if n == 31 && ConstrainUnpredictableBool(Unpredictable\_CHECKSPNONEACTIVE) then
        CheckSPAlignment();
    else
        if n == 31 then CheckSPAlignment();
        src = Z[t, VL];

base = if n == 31 then SP[64] else X[n, 64];
addr = AddressAdd(base, offset * elements * mbytes, accdesc);

for e = 0 to elements-1
    if ActivePredicateElement(mask, e, esize) then
        Mem[addr, mbytes, accdesc] = Elem[src, e, esize];
        addr = AddressIncrement(addr, mbytes, accdesc);
```

Operational information

If PSTATE.DIT is 1, the timing of this instruction is insensitive to the value of the data being loaded or stored when its governing predicate register contains the same value for each execution.

Internal version only: aarchmrs v2025-03_rel, pseudocode v2025-03_rel ; Build timestamp: 2025-03-21T17:41

Copyright © 2010-2025 Arm Limited or its affiliates. All rights reserved. This document is Non-Confidential.

STNT1B (scalar plus scalar, consecutive registers)

Contiguous store non-temporal of bytes from multiple consecutive vectors (scalar index)

This instruction performs a contiguous non-temporal store of bytes from elements of two or four consecutive vector registers to the memory address generated by a 64-bit scalar base and scalar index which is added to the base address. After each element access the index value is incremented, but the index register is not updated.

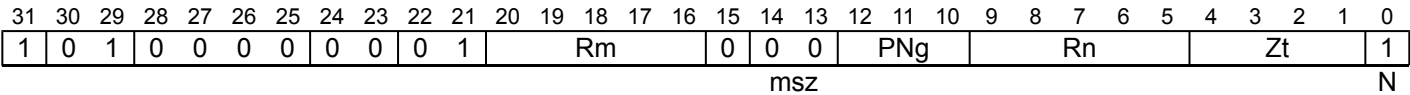
Inactive elements are not written to memory.

A non-temporal store is a hint to the system that this data is unlikely to be referenced again soon.

It has encodings from 2 classes: [Two registers](#) and [Four registers](#)

Two registers

(FEAT_SME2 || FEAT_SVE2p1)



Encoding

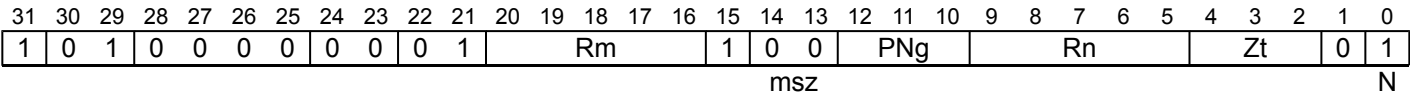
STNT1B { <Zt1>.B-<Zt2>.B }, <PNg>, [<Xn|SP>, <Xm>]

Decode for this encoding

```
if !IsFeatureImplemented(FEAT_SME2) && !IsFeatureImplemented(FEAT_SVE2p1) then
    EndOfDecode(Decode_UNDEF);
constant integer n = UInt(Rn);
constant integer m = UInt(Rm);
constant integer g = UInt('1':PNg);
constant integer nreg = 2;
constant integer t = UInt(Zt:'0');
constant integer esize = 8;
```

Four registers

(FEAT_SME2 || FEAT_SVE2p1)



Encoding

STNT1B { <Zt1>.B-<Zt4>.B }, <PNg>, [<Xn|SP>, <Xm>]

Decode for this encoding

```
if !IsFeatureImplemented(FEAT_SME2) && !IsFeatureImplemented(FEAT_SVE2p1) then
    EndOfDecode(Decode_UNDEF);
constant integer n = UInt(Rn);
constant integer m = UInt(Rm);
constant integer g = UInt('1':PNg);
constant integer nreg = 4;
constant integer t = UInt(Zt:'00');
constant integer esize = 8;
```

Assembler Symbols

- <Zt1> For the "Two registers" variant: is the name of the first scalable vector register to be transferred, encoded as "Zt" times 2.
- For the "Four registers" variant: is the name of the first scalable vector register to be transferred, encoded as "Zt" times 4.

<Zt2>	Is the name of the second scalable vector register to be transferred, encoded as "Zt" times 2 plus 1.
<PNg>	Is the name of the governing scalable predicate register PN8-PN15, with predicate-as-counter encoding, encoded in the "PNg" field.
<Xn SP>	Is the 64-bit name of the general-purpose base register or stack pointer, encoded in the "Rn" field.
<Xm>	Is the 64-bit name of the general-purpose offset register, encoded in the "Rm" field.
<Zt4>	Is the name of the fourth scalable vector register to be transferred, encoded as "Zt" times 4 plus 3.

Operation

```

if IsFeatureImplemented(FEAT_SVE2p1) then CheckSVEEnabled\(\); else CheckStreamingSVEEnabled\(\);
constant integer VL = CurrentVL;
constant integer PL = VL DIV 8;
constant integer elements = VL DIV esize;
constant integer mbytes = esize DIV 8;
bits(64) offset;
bits(64) base;
bits(64) addr;
bits(VL) src;
constant bits(PL) pred = P[g, PL];
constant bits(PL * nreg) mask = CounterToPredicate(pred<15:0>, PL * nreg);
constant boolean contiguous = TRUE;
constant boolean nontemporal = TRUE;
constant integer transfer = t;
constant boolean tagchecked = TRUE;
constant AccessDescriptor accdesc = CreateAccDescSVE(MemOp\_STORE, nontemporal, contiguous,
                                                    tagchecked);

if !AnyActiveElement(mask, esize) then
    if n == 31 && ConstrainUnpredictableBool(Unpredictable\_CHECKSPNONEACTIVE) then
        CheckSPAlignment();
    else
        if n == 31 then CheckSPAlignment();

base = if n == 31 then SP[64] else X[n, 64];
offset = X[m, 64];
addr = AddressAdd(base, UInt(offset) * mbytes, accdesc);

for r = 0 to nreg-1
    src = Z[transfer+r, VL];
    for e = 0 to elements-1
        if ActivePredicateElement(mask, r * elements + e, esize) then
            Mem[addr, mbytes, accdesc] = Elem[src, e, esize];
            addr = AddressIncrement(addr, mbytes, accdesc);

```

Operational information

If PSTATE.DIT is 1, the timing of this instruction is insensitive to the value of the data being loaded or stored when its governing predicate register contains the same value for each execution.

Internal version only: aarchmrs v2025-03_rel, pseudocode v2025-03_rel ; Build timestamp: 2025-03-21T17:41

Copyright © 2010-2025 Arm Limited or its affiliates. All rights reserved. This document is Non-Confidential.

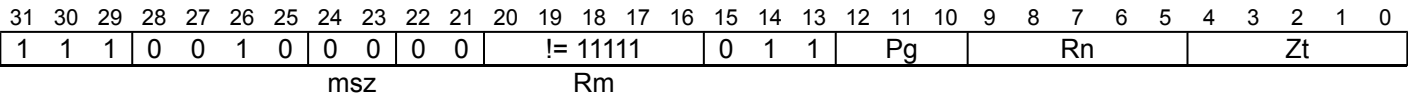
STNT1B (scalar plus scalar, single register)

Contiguous store non-temporal bytes from vector (scalar index)

Contiguous store non-temporal of bytes from elements of a vector register to the memory address generated by a 64-bit scalar base and scalar index which is added to the base address. After each element access the index value is incremented, but the index register is not updated. Inactive elements are not written to memory.

A non-temporal store is a hint to the system that this data is unlikely to be referenced again soon.

SVE (FEAT_SVE || FEAT_SME)



Encoding

```
STNT1B { <Zt>.B }, <Pg>, [<Xn|SP>, <Xm>]
```

Decode for this encoding

```
if !IsFeatureImplemented(FEAT_SVE) && !IsFeatureImplemented(FEAT_SME) then
    EndOfDecode(Decode_UNDEF);
if Rm == '11111' then EndOfDecode(Decode_UNDEF);
constant integer t = UInt(Zt);
constant integer n = UInt(Rn);
constant integer m = UInt(Rm);
constant integer g = UInt(Pg);
constant integer esize = 8;
```

Assembler Symbols

- <Zt> Is the name of the scalable vector register to be transferred, encoded in the "Zt" field.
- <Pg> Is the name of the governing scalable predicate register P0-P7, encoded in the "Pg" field.
- <Xn|SP> Is the 64-bit name of the general-purpose base register or stack pointer, encoded in the "Rn" field.
- <Xm> Is the 64-bit name of the general-purpose offset register, encoded in the "Rm" field.

Operation

```
CheckSVEEnabled();
constant integer VL = CurrentVL;
constant integer PL = VL DIV 8;
constant integer elements = VL DIV esize;
bits(64) base;
bits(64) offset;
bits(64) addr;
bits(VL) src;
constant bits(PL) mask = P[g, PL];
constant integer mbytes = esize DIV 8;
constant boolean contiguous = TRUE;
constant boolean nontemporal = TRUE;
constant boolean tagchecked = TRUE;
constant AccessDescriptor accdesc = CreateAccDescSVE(MemOp\_STORE, nontemporal, contiguous,
                                                    tagchecked);

if !AnyActiveElement(mask, esize) then
    if n == 31 && ConstrainUnpredictableBool(Unpredictable\_CHECKSPNONEACTIVE) then
        CheckSPAlignment();
    else
        if n == 31 then CheckSPAlignment();
        src = Z[t, VL];

base = if n == 31 then SP[64] else X[n, 64];
offset = X[m, 64];
addr = AddressAdd(base, UInt(offset) * mbytes, accdesc);

for e = 0 to elements-1
    if ActivePredicateElement(mask, e, esize) then
        Mem[addr, mbytes, accdesc] = Elem[src, e, esize];
        addr = AddressIncrement(addr, mbytes, accdesc);
```

Operational information

If PSTATE.DIT is 1, the timing of this instruction is insensitive to the value of the data being loaded or stored when its governing predicate register contains the same value for each execution.

Internal version only: aarchmrs v2025-03_rel, pseudocode v2025-03_rel ; Build timestamp: 2025-03-21T17:41

Copyright © 2010-2025 Arm Limited or its affiliates. All rights reserved. This document is Non-Confidential.

STNT1B (vector plus scalar)

Scatter store non-temporal bytes

Scatter store non-temporal of bytes from the active elements of a vector register to the memory addresses generated by a vector base plus a 64-bit unscaled scalar register offset. Inactive elements are not written to memory.

A non-temporal store is a hint to the system that this data is unlikely to be referenced again soon.

This instruction is illegal when executed in Streaming SVE mode, unless FEAT_SME_FA64 is implemented and enabled.

It has encodings from 2 classes: [32-bit unscaled offset](#) and [64-bit unscaled offset](#)

32-bit unscaled offset (FEAT_SVE2)

31	30	29	28	27	26	25	24	23	22	21	20	19	18	17	16	15	14	13	12	11	10	9	8	7	6	5	4	3	2	1	0
1	1	1	0	0	1	0	0	0	1	0	Rm				0	0	1	Pg			Zn				Zt						
msz																															

Encoding

STNT1B { <Zt>.S }, <Pg>, [<Zn>.S{, <Xm>}]

Decode for this encoding

```
if !IsFeatureImplemented(FEAT_SVE2) then EndOfDecode(Decode_UNDEF);
constant integer t = UInt(Zt);
constant integer n = UInt(Zn);
constant integer m = UInt(Rm);
constant integer g = UInt(Pg);
constant integer esize = 32;
constant integer msize = 8;
```

64-bit unscaled offset (FEAT_SVE2)

31	30	29	28	27	26	25	24	23	22	21	20	19	18	17	16	15	14	13	12	11	10	9	8	7	6	5	4	3	2	1	0
1	1	1	0	0	1	0	0	0	0	0	Rm				0	0	1	Pg			Zn				Zt						
msz																															

Encoding

STNT1B { <Zt>.D }, <Pg>, [<Zn>.D{, <Xm>}]

Decode for this encoding

```
if !IsFeatureImplemented(FEAT_SVE2) then EndOfDecode(Decode_UNDEF);
constant integer t = UInt(Zt);
constant integer n = UInt(Zn);
constant integer m = UInt(Rm);
constant integer g = UInt(Pg);
constant integer esize = 64;
constant integer msize = 8;
```

Assembler Symbols

- <Zt> Is the name of the scalable vector register to be transferred, encoded in the "Zt" field.
- <Pg> Is the name of the governing scalable predicate register P0-P7, encoded in the "Pg" field.
- <Zn> Is the name of the base scalable vector register, encoded in the "Zn" field.
- <Xm> Is the optional 64-bit name of the general-purpose offset register, defaulting to XZR, encoded in the "Rm" field.

Operation

```
CheckNonStreamingSVEEnabled();
constant integer VL = CurrentVL;
constant integer PL = VL DIV 8;
constant integer elements = VL DIV esize;
constant bits(PL) mask = P[g, PL];
bits(VL) base;
bits(64) offset;
bits(VL) src;
constant integer mbytes = msize DIV 8;
constant boolean contiguous = FALSE;
constant boolean nontemporal = TRUE;
constant boolean tagchecked = TRUE;
constant AccessDescriptor accdesc = CreateAccDescSVE(MemOp\_STORE, nontemporal, contiguous,
                                                    tagchecked);

if AnyActiveElement(mask, esize) then
    base = Z[n, VL];
    offset = X[m, 64];
    src = Z[t, VL];

for e = 0 to elements-1
    if ActivePredicateElement(mask, e, esize) then
        constant bits(64) baddr = ZeroExtend(Elem[base, e, esize], 64);
        constant bits(64) addr = AddressAdd(baddr, offset, accdesc);
        Mem[addr, mbytes, accdesc] = Elem[src, e, esize]<msize-1:0>;
```

Operational information

If PSTATE.DIT is 1, the timing of this instruction is insensitive to the value of the data being loaded or stored when its governing predicate register contains the same value for each execution.

Internal version only: aarchmrs v2025-03_rel, pseudocode v2025-03_rel ; Build timestamp: 2025-03-21T17:41

Copyright © 2010-2025 Arm Limited or its affiliates. All rights reserved. This document is Non-Confidential.

STNT1D (scalar plus immediate, consecutive registers)

Contiguous store non-temporal of doublewords from multiple consecutive vectors (immediate index)

This instruction performs a contiguous non-temporal store of doublewords from elements of two or four consecutive vector registers to the memory address generated by a 64-bit scalar base and immediate index which is multiplied by the vector's in-memory size, irrespective of predication, and added to the base address.

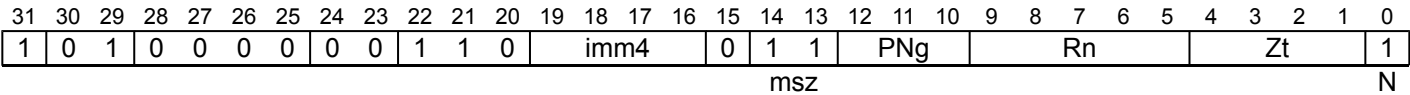
Inactive elements are not written to memory.

A non-temporal store is a hint to the system that this data is unlikely to be referenced again soon.

It has encodings from 2 classes: [Two registers](#) and [Four registers](#)

Two registers

(FEAT_SME2 || FEAT_SVE2p1)



Encoding

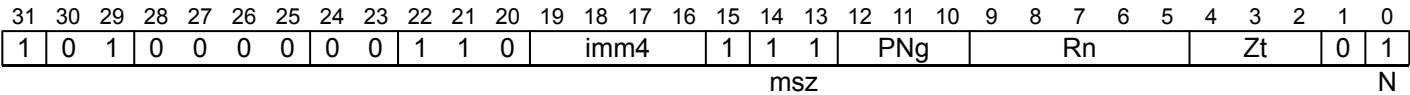
STNT1D { <Zt1>.D-<Zt2>.D }, <PNg>, [<Xn|SP>{, #<imm>, MUL VL}]

Decode for this encoding

```
if !IsFeatureImplemented(FEAT_SME2) && !IsFeatureImplemented(FEAT_SVE2p1) then
    EndOfDecode(Decode_UNDEF);
constant integer n = UInt(Rn);
constant integer g = UInt('1':PNg);
constant integer nreg = 2;
constant integer t = UInt(Zt:'0');
constant integer esize = 64;
constant integer offset = SInt(imm4);
```

Four registers

(FEAT_SME2 || FEAT_SVE2p1)



Encoding

STNT1D { <Zt1>.D-<Zt4>.D }, <PNg>, [<Xn|SP>{, #<imm>, MUL VL}]

Decode for this encoding

```
if !IsFeatureImplemented(FEAT_SME2) && !IsFeatureImplemented(FEAT_SVE2p1) then
    EndOfDecode(Decode_UNDEF);
constant integer n = UInt(Rn);
constant integer g = UInt('1':PNg);
constant integer nreg = 4;
constant integer t = UInt(Zt:'00');
constant integer esize = 64;
constant integer offset = SInt(imm4);
```

Assembler Symbols

- <Zt1>
- For the "Two registers" variant: is the name of the first scalable vector register to be transferred, encoded as "Zt" times 2.
For the "Four registers" variant: is the name of the first scalable vector register to be transferred, encoded as "Zt" times 4.

<Zt2>	Is the name of the second scalable vector register to be transferred, encoded as "Zt" times 2 plus 1.
<PNg>	Is the name of the governing scalable predicate register PN8-PN15, with predicate-as-counter encoding, encoded in the "PNg" field.
<Xn SP>	Is the 64-bit name of the general-purpose base register or stack pointer, encoded in the "Rn" field.
<imm>	For the "Two registers" variant: is the optional signed immediate vector offset, a multiple of 2 in the range -16 to 14, defaulting to 0, encoded in the "imm4" field. For the "Four registers" variant: is the optional signed immediate vector offset, a multiple of 4 in the range -32 to 28, defaulting to 0, encoded in the "imm4" field.
<Zt4>	Is the name of the fourth scalable vector register to be transferred, encoded as "Zt" times 4 plus 3.

Operation

```

if IsFeatureImplemented(FEAT_SVE2p1) then CheckSVEEnabled\(\); else CheckStreamingSVEEnabled\(\);
constant integer VL = CurrentVL;
constant integer PL = VL DIV 8;
constant integer elements = VL DIV esize;
constant integer mbytes = esize DIV 8;
bits(64) base;
bits(64) addr;
bits(VL) src;
constant bits(PL) pred = P[g, PL];
constant bits(PL * nreg) mask = CounterToPredicate(pred<15:0>, PL * nreg);
constant boolean contiguous = TRUE;
constant boolean nontemporal = TRUE;
constant integer transfer = t;
constant boolean tagchecked = n != 31;
constant AccessDescriptor accdesc = CreateAccDescSVE(MemOp_STORE, nontemporal, contiguous,
                                                    tagchecked);

if !AnyActiveElement(mask, esize) then
    if n == 31 && ConstrainUnpredictableBool(Unpredictable\_CHECKSPNONEACTIVE) then
        CheckSPAlignment();
    else
        if n == 31 then CheckSPAlignment();

base = if n == 31 then SP[64] else X[n, 64];
addr = AddressAdd(base, offset * nreg * elements * mbytes, accdesc);

for r = 0 to nreg-1
    src = Z[transfer+r, VL];
    for e = 0 to elements-1
        if ActivePredicateElement(mask, r * elements + e, esize) then
            Mem[addr, mbytes, accdesc] = Elem[src, e, esize];
            addr = AddressIncrement(addr, mbytes, accdesc);

```

Operational information

If PSTATE.DIT is 1, the timing of this instruction is insensitive to the value of the data being loaded or stored when its governing predicate register contains the same value for each execution.

Internal version only: aarchmrs v2025-03_rel, pseudocode v2025-03_rel ; Build timestamp: 2025-03-21T17:41

Copyright © 2010-2025 Arm Limited or its affiliates. All rights reserved. This document is Non-Confidential.

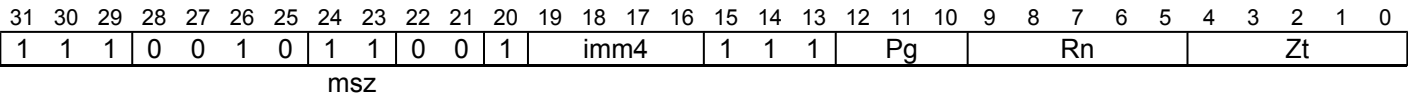
STNT1D (scalar plus immediate, single register)

Contiguous store non-temporal doublewords from vector (immediate index)

Contiguous store non-temporal of doublewords from elements of a vector register to the memory address generated by a 64-bit scalar base and immediate index in the range -8 to 7 which is multiplied by the vector's in-memory size, irrespective of predication, and added to the base address. Inactive elements are not written to memory.

A non-temporal store is a hint to the system that this data is unlikely to be referenced again soon.

SVE (FEAT_SVE || FEAT_SME)



Encoding

STNT1D { <Zt>.D }, <Pg>, [<Xn|SP>{, #<imm>, MUL VL}]

Decode for this encoding

```
if !IsFeatureImplemented(FEAT_SVE) && !IsFeatureImplemented(FEAT_SME) then
    EndOfDecode(Decode_UNDEF);
constant integer t = UInt(Zt);
constant integer n = UInt(Rn);
constant integer g = UInt(Pg);
constant integer esize = 64;
constant integer offset = SInt(imm4);
```

Assembler Symbols

- <Zt> Is the name of the scalable vector register to be transferred, encoded in the "Zt" field.
- <Pg> Is the name of the governing scalable predicate register P0-P7, encoded in the "Pg" field.
- <Xn|SP> Is the 64-bit name of the general-purpose base register or stack pointer, encoded in the "Rn" field.
- <imm> Is the optional signed immediate vector offset, in the range -8 to 7, defaulting to 0, encoded in the "imm4" field.

Operation

```
CheckSVEEnabled();
constant integer VL = CurrentVL;
constant integer PL = VL DIV 8;
constant integer elements = VL DIV esize;
bits(64) base;
bits(64) addr;
constant integer mbytes = esize DIV 8;
bits(VL) src;
constant bits(PL) mask = P[g, PL];
constant boolean contiguous = TRUE;
constant boolean nontemporal = TRUE;
constant boolean tagchecked = n != 31;
constant AccessDescriptor accdesc = CreateAccDescSVE(MemOp\_STORE, nontemporal, contiguous,
                                                    tagchecked);

if !AnyActiveElement(mask, esize) then
    if n == 31 && ConstrainUnpredictableBool(Unpredictable\_CHECKSPNONEACTIVE) then
        CheckSPAlignment();
    else
        if n == 31 then CheckSPAlignment();
        src = Z[t, VL];

base = if n == 31 then SP[64] else X[n, 64];
addr = AddressAdd(base, offset * elements * mbytes, accdesc);

for e = 0 to elements-1
    if ActivePredicateElement(mask, e, esize) then
        Mem[addr, mbytes, accdesc] = Elem[src, e, esize];
        addr = AddressIncrement(addr, mbytes, accdesc);
```

Operational information

If PSTATE.DIT is 1, the timing of this instruction is insensitive to the value of the data being loaded or stored when its governing predicate register contains the same value for each execution.

Internal version only: aarchmrs v2025-03_rel, pseudocode v2025-03_rel ; Build timestamp: 2025-03-21T17:41

Copyright © 2010-2025 Arm Limited or its affiliates. All rights reserved. This document is Non-Confidential.

STNT1D (scalar plus scalar, consecutive registers)

Contiguous store non-temporal of doublewords from multiple consecutive vectors (scalar index)

This instruction performs a contiguous non-temporal store of doublewords from elements of two or four consecutive vector registers to the memory address generated by a 64-bit scalar base and scalar index which is added to the base address. After each element access the index value is incremented, but the index register is not updated.

Inactive elements are not written to memory.

A non-temporal store is a hint to the system that this data is unlikely to be referenced again soon.

It has encodings from 2 classes: [Two registers](#) and [Four registers](#)

Two registers

(FEAT_SME2 || FEAT_SVE2p1)

31	30	29	28	27	26	25	24	23	22	21	20	19	18	17	16	15	14	13	12	11	10	9	8	7	6	5	4	3	2	1	0
1	0	1	0	0	0	0	0	0	0	1	Rm				0	1	1	PNg			Rn				Zt			1			
																msz				N											

Encoding

STNT1D { <Zt1>.D-<Zt2>.D }, <PNg>, [<Xn|SP>, <Xm>, LSL #3]

Decode for this encoding

```
if !IsFeatureImplemented(FEAT_SME2) && !IsFeatureImplemented(FEAT_SVE2p1) then
    EndOfDecode(Decode_UNDEF);
constant integer n = UInt(Rn);
constant integer m = UInt(Rm);
constant integer g = UInt('1':PNg);
constant integer nreg = 2;
constant integer t = UInt(Zt:'0');
constant integer esize = 64;
```

Four registers

(FEAT_SME2 || FEAT_SVE2p1)

31	30	29	28	27	26	25	24	23	22	21	20	19	18	17	16	15	14	13	12	11	10	9	8	7	6	5	4	3	2	1	0
1	0	1	0	0	0	0	0	0	0	1	Rm				1	1	1	PNg			Rn				Zt			0	1		
																msz				N											

Encoding

STNT1D { <Zt1>.D-<Zt4>.D }, <PNg>, [<Xn|SP>, <Xm>, LSL #3]

Decode for this encoding

```
if !IsFeatureImplemented(FEAT_SME2) && !IsFeatureImplemented(FEAT_SVE2p1) then
    EndOfDecode(Decode_UNDEF);
constant integer n = UInt(Rn);
constant integer m = UInt(Rm);
constant integer g = UInt('1':PNg);
constant integer nreg = 4;
constant integer t = UInt(Zt:'00');
constant integer esize = 64;
```

Assembler Symbols

<Zt1> For the "Two registers" variant: is the name of the first scalable vector register to be transferred, encoded as "Zt" times 2.
For the "Four registers" variant: is the name of the first scalable vector register to be transferred, encoded as "Zt" times 4.

<Zt2>	Is the name of the second scalable vector register to be transferred, encoded as "Zt" times 2 plus 1.
<PNg>	Is the name of the governing scalable predicate register PN8-PN15, with predicate-as-counter encoding, encoded in the "PNg" field.
<Xn SP>	Is the 64-bit name of the general-purpose base register or stack pointer, encoded in the "Rn" field.
<Xm>	Is the 64-bit name of the general-purpose offset register, encoded in the "Rm" field.
<Zt4>	Is the name of the fourth scalable vector register to be transferred, encoded as "Zt" times 4 plus 3.

Operation

```

if IsFeatureImplemented(FEAT_SVE2p1) then CheckSVEEnabled\(\); else CheckStreamingSVEEnabled\(\);
constant integer VL = CurrentVL;
constant integer PL = VL DIV 8;
constant integer elements = VL DIV esize;
constant integer mbytes = esize DIV 8;
bits(64) offset;
bits(64) base;
bits(64) addr;
bits(VL) src;
constant bits(PL) pred = P[g, PL];
constant bits(PL * nreg) mask = CounterToPredicate(pred<15:0>, PL * nreg);
constant boolean contiguous = TRUE;
constant boolean nontemporal = TRUE;
constant integer transfer = t;
constant boolean tagchecked = TRUE;
constant AccessDescriptor accdesc = CreateAccDescSVE(MemOp\_STORE, nontemporal, contiguous,
                                                    tagchecked);

if !AnyActiveElement(mask, esize) then
    if n == 31 && ConstrainUnpredictableBool(Unpredictable\_CHECKSPNONEACTIVE) then
        CheckSPAlignment();
    else
        if n == 31 then CheckSPAlignment();

base = if n == 31 then SP[64] else X[n, 64];
offset = X[m, 64];
addr = AddressAdd(base, UInt(offset) * mbytes, accdesc);

for r = 0 to nreg-1
    src = Z[transfer+r, VL];
    for e = 0 to elements-1
        if ActivePredicateElement(mask, r * elements + e, esize) then
            Mem[addr, mbytes, accdesc] = Elem[src, e, esize];
            addr = AddressIncrement(addr, mbytes, accdesc);

```

Operational information

If PSTATE.DIT is 1, the timing of this instruction is insensitive to the value of the data being loaded or stored when its governing predicate register contains the same value for each execution.

Internal version only: aarchmrs v2025-03_rel, pseudocode v2025-03_rel ; Build timestamp: 2025-03-21T17:41

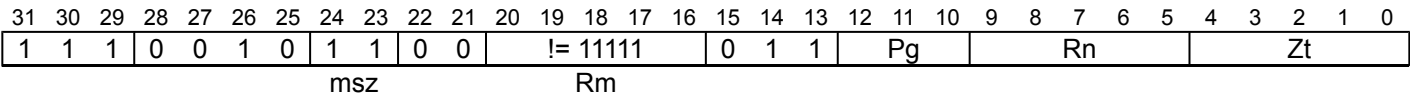
Copyright © 2010-2025 Arm Limited or its affiliates. All rights reserved. This document is Non-Confidential.

STNT1D (scalar plus scalar, single register)

Contiguous store non-temporal doublewords from vector (scalar index)

Contiguous store non-temporal of doublewords from elements of a vector register to the memory address generated by a 64-bit scalar base and scalar index which is multiplied by 8 and added to the base address. After each element access the index value is incremented, but the index register is not updated. Inactive elements are not written to memory.
A non-temporal store is a hint to the system that this data is unlikely to be referenced again soon.

SVE (FEAT_SVE || FEAT_SME)



Encoding

STNT1D { <Zt>.D }, <Pg>, [<Xn|SP>, <Xm>, LSL #3]

Decode for this encoding

```
if !IsFeatureImplemented(FEAT_SVE) && !IsFeatureImplemented(FEAT_SME) then
    EndOfDecode(Decode_UNDEF);
if Rm == '11111' then EndOfDecode(Decode_UNDEF);
constant integer t = UInt(Zt);
constant integer n = UInt(Rn);
constant integer m = UInt(Rm);
constant integer g = UInt(Pg);
constant integer esize = 64;
```

Assembler Symbols

- <Zt> Is the name of the scalable vector register to be transferred, encoded in the "Zt" field.
- <Pg> Is the name of the governing scalable predicate register P0-P7, encoded in the "Pg" field.
- <Xn|SP> Is the 64-bit name of the general-purpose base register or stack pointer, encoded in the "Rn" field.
- <Xm> Is the 64-bit name of the general-purpose offset register, encoded in the "Rm" field.

Operation

```
CheckSVEEnabled();
constant integer VL = CurrentVL;
constant integer PL = VL DIV 8;
constant integer elements = VL DIV esize;
bits(64) base;
bits(64) offset;
bits(64) addr;
bits(VL) src;
constant bits(PL) mask = P[g, PL];
constant integer mbytes = esize DIV 8;
constant boolean contiguous = TRUE;
constant boolean nontemporal = TRUE;
constant boolean tagchecked = TRUE;
constant AccessDescriptor accdesc = CreateAccDescSVE(MemOp\_STORE, nontemporal, contiguous,
                                                    tagchecked);

if !AnyActiveElement(mask, esize) then
    if n == 31 && ConstrainUnpredictableBool(Unpredictable\_CHECKSPNONEACTIVE) then
        CheckSPAlignment();
    else
        if n == 31 then CheckSPAlignment();
        src = Z[t, VL];

base = if n == 31 then SP[64] else X[n, 64];
offset = X[m, 64];
addr = AddressAdd(base, UInt(offset) * mbytes, accdesc);

for e = 0 to elements-1
    if ActivePredicateElement(mask, e, esize) then
        Mem[addr, mbytes, accdesc] = Elem[src, e, esize];
        addr = AddressIncrement(addr, mbytes, accdesc);
```

Operational information

If PSTATE.DIT is 1, the timing of this instruction is insensitive to the value of the data being loaded or stored when its governing predicate register contains the same value for each execution.

Internal version only: aarchmrs v2025-03_rel, pseudocode v2025-03_rel ; Build timestamp: 2025-03-21T17:41

Copyright © 2010-2025 Arm Limited or its affiliates. All rights reserved. This document is Non-Confidential.

STNT1D (vector plus scalar)

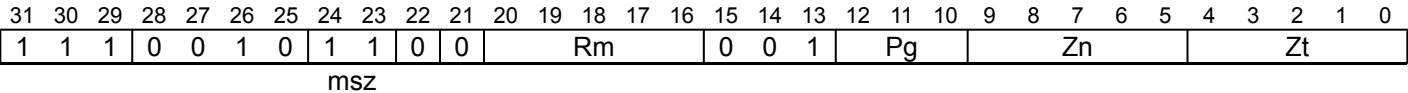
Scatter store non-temporal doublewords

Scatter store non-temporal of doublewords from the active elements of a vector register to the memory addresses generated by a vector base plus a 64-bit unscaled scalar register offset. Inactive elements are not written to memory.

A non-temporal store is a hint to the system that this data is unlikely to be referenced again soon.

This instruction is illegal when executed in Streaming SVE mode, unless FEAT_SME_FA64 is implemented and enabled.

SVE2 (FEAT_SVE2)



Encoding

STNT1D { <Zt>.D }, <Pg>, [<Zn>.D{, <Xm>}]

Decode for this encoding

```
if !IsFeatureImplemented(FEAT_SVE2) then EndOfDecode(Decode_UNDEF);
constant integer t = UInt(Zt);
constant integer n = UInt(Zn);
constant integer m = UInt(Rm);
constant integer g = UInt(Pg);
constant integer esize = 64;
constant integer msize = 64;
```

Assembler Symbols

- <Zt> Is the name of the scalable vector register to be transferred, encoded in the "Zt" field.
- <Pg> Is the name of the governing scalable predicate register P0-P7, encoded in the "Pg" field.
- <Zn> Is the name of the base scalable vector register, encoded in the "Zn" field.
- <Xm> Is the optional 64-bit name of the general-purpose offset register, defaulting to XZR, encoded in the "Rm" field.

Operation

```
CheckNonStreamingSVEEnabled();
constant integer VL = CurrentVL;
constant integer PL = VL DIV 8;
constant integer elements = VL DIV esize;
constant bits(PL) mask = P[g, PL];
bits(VL) base;
bits(64) offset;
bits(VL) src;
constant integer mbytes = msize DIV 8;
constant boolean contiguous = FALSE;
constant boolean nontemporal = TRUE;
constant boolean tagchecked = TRUE;
constant AccessDescriptor accdesc = CreateAccDescSVE(MemOp\_STORE, nontemporal, contiguous,
                                                    tagchecked);

if AnyActiveElement(mask, esize) then
    base = Z[n, VL];
    offset = X[m, 64];
    src = Z[t, VL];

for e = 0 to elements-1
    if ActivePredicateElement(mask, e, esize) then
        constant bits(64) baddr = ZeroExtend(Elem[base, e, esize], 64);
        constant bits(64) addr = AddressAdd(baddr, offset, accdesc);
        Mem[addr, mbytes, accdesc] = Elem[src, e, esize]<msize-1:0>;
```

Operational information

If PSTATE.DIT is 1, the timing of this instruction is insensitive to the value of the data being loaded or stored when its governing predicate register contains the same value for each execution.

Internal version only: aarchmrs v2025-03_rel, pseudocode v2025-03_rel ; Build timestamp: 2025-03-21T17:41

Copyright © 2010-2025 Arm Limited or its affiliates. All rights reserved. This document is Non-Confidential.

STNT1H (scalar plus immediate, consecutive registers)

Contiguous store non-temporal of halfwords from multiple consecutive vectors (immediate index)

This instruction performs a contiguous non-temporal store of halfwords from elements of two or four consecutive vector registers to the memory address generated by a 64-bit scalar base and immediate index which is multiplied by the vector's in-memory size, irrespective of predication, and added to the base address.

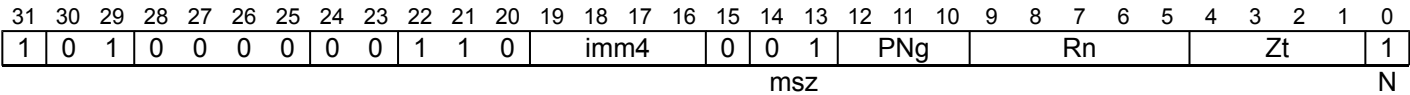
Inactive elements are not written to memory.

A non-temporal store is a hint to the system that this data is unlikely to be referenced again soon.

It has encodings from 2 classes: [Two registers](#) and [Four registers](#)

Two registers

(FEAT_SME2 || FEAT_SVE2p1)



Encoding

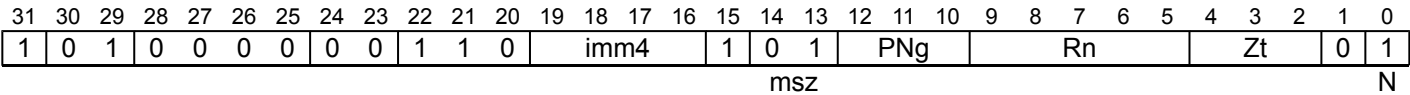
STNT1H { <Zt1>.H-<Zt2>.H }, <PNg>, [<Xn|SP>{, #<imm>, MUL VL}]

Decode for this encoding

```
if !IsFeatureImplemented(FEAT_SME2) && !IsFeatureImplemented(FEAT_SVE2p1) then
    EndOfDecode(Decode_UNDEF);
constant integer n = UInt(Rn);
constant integer g = UInt('1':PNg);
constant integer nreg = 2;
constant integer t = UInt(Zt:'0');
constant integer esize = 16;
constant integer offset = SInt(imm4);
```

Four registers

(FEAT_SME2 || FEAT_SVE2p1)



Encoding

STNT1H { <Zt1>.H-<Zt4>.H }, <PNg>, [<Xn|SP>{, #<imm>, MUL VL}]

Decode for this encoding

```
if !IsFeatureImplemented(FEAT_SME2) && !IsFeatureImplemented(FEAT_SVE2p1) then
    EndOfDecode(Decode_UNDEF);
constant integer n = UInt(Rn);
constant integer g = UInt('1':PNg);
constant integer nreg = 4;
constant integer t = UInt(Zt:'00');
constant integer esize = 16;
constant integer offset = SInt(imm4);
```

Assembler Symbols

- <Zt1>
- For the "Two registers" variant: is the name of the first scalable vector register to be transferred, encoded as "Zt" times 2.
For the "Four registers" variant: is the name of the first scalable vector register to be transferred, encoded as "Zt" times 4.

<Zt2>	Is the name of the second scalable vector register to be transferred, encoded as "Zt" times 2 plus 1.
<PNg>	Is the name of the governing scalable predicate register PN8-PN15, with predicate-as-counter encoding, encoded in the "PNg" field.
<Xn SP>	Is the 64-bit name of the general-purpose base register or stack pointer, encoded in the "Rn" field.
<imm>	For the "Two registers" variant: is the optional signed immediate vector offset, a multiple of 2 in the range -16 to 14, defaulting to 0, encoded in the "imm4" field. For the "Four registers" variant: is the optional signed immediate vector offset, a multiple of 4 in the range -32 to 28, defaulting to 0, encoded in the "imm4" field.
<Zt4>	Is the name of the fourth scalable vector register to be transferred, encoded as "Zt" times 4 plus 3.

Operation

```

if IsFeatureImplemented(FEAT_SVE2p1) then CheckSVEEnabled\(\); else CheckStreamingSVEEnabled\(\);
constant integer VL = CurrentVL;
constant integer PL = VL DIV 8;
constant integer elements = VL DIV esize;
constant integer mbytes = esize DIV 8;
bits(64) base;
bits(64) addr;
bits(VL) src;
constant bits(PL) pred = P[g, PL];
constant bits(PL * nreg) mask = CounterToPredicate(pred<15:0>, PL * nreg);
constant boolean contiguous = TRUE;
constant boolean nontemporal = TRUE;
constant integer transfer = t;
constant boolean tagchecked = n != 31;
constant AccessDescriptor accdesc = CreateAccDescSVE(MemOp_STORE, nontemporal, contiguous,
                                                    tagchecked);

if !AnyActiveElement(mask, esize) then
    if n == 31 && ConstrainUnpredictableBool(Unpredictable\_CHECKSPNONEACTIVE) then
        CheckSPAlignment();
    else
        if n == 31 then CheckSPAlignment();

base = if n == 31 then SP[64] else X[n, 64];
addr = AddressAdd(base, offset * nreg * elements * mbytes, accdesc);

for r = 0 to nreg-1
    src = Z[transfer+r, VL];
    for e = 0 to elements-1
        if ActivePredicateElement(mask, r * elements + e, esize) then
            Mem[addr, mbytes, accdesc] = Elem[src, e, esize];
            addr = AddressIncrement(addr, mbytes, accdesc);

```

Operational information

If PSTATE.DIT is 1, the timing of this instruction is insensitive to the value of the data being loaded or stored when its governing predicate register contains the same value for each execution.

Internal version only: aarchmrs v2025-03_rel, pseudocode v2025-03_rel ; Build timestamp: 2025-03-21T17:41

Copyright © 2010-2025 Arm Limited or its affiliates. All rights reserved. This document is Non-Confidential.

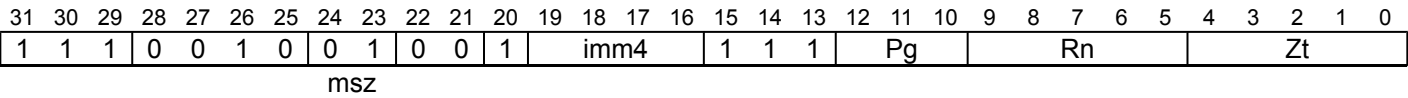
STNT1H (scalar plus immediate, single register)

Contiguous store non-temporal halfwords from vector (immediate index)

Contiguous store non-temporal of halfwords from elements of a vector register to the memory address generated by a 64-bit scalar base and immediate index in the range -8 to 7 which is multiplied by the vector's in-memory size, irrespective of predication, and added to the base address. Inactive elements are not written to memory.

A non-temporal store is a hint to the system that this data is unlikely to be referenced again soon.

SVE (FEAT_SVE || FEAT_SME)



Encoding

STNT1H { <Zt>.H }, <Pg>, [<Xn|SP>{, #<imm>, MUL VL}]

Decode for this encoding

```
if !IsFeatureImplemented(FEAT_SVE) && !IsFeatureImplemented(FEAT_SME) then
    EndOfDecode(Decode_UNDEF);
constant integer t = UInt(Zt);
constant integer n = UInt(Rn);
constant integer g = UInt(Pg);
constant integer esize = 16;
constant integer offset = Sint(imm4);
```

Assembler Symbols

- <Zt> Is the name of the scalable vector register to be transferred, encoded in the "Zt" field.
- <Pg> Is the name of the governing scalable predicate register P0-P7, encoded in the "Pg" field.
- <Xn|SP> Is the 64-bit name of the general-purpose base register or stack pointer, encoded in the "Rn" field.
- <imm> Is the optional signed immediate vector offset, in the range -8 to 7, defaulting to 0, encoded in the "imm4" field.

Operation

```
CheckSVEEnabled();
constant integer VL = CurrentVL;
constant integer PL = VL DIV 8;
constant integer elements = VL DIV esize;
bits(64) base;
bits(64) addr;
constant integer mbytes = esize DIV 8;
bits(VL) src;
constant bits(PL) mask = P[g, PL];
constant boolean contiguous = TRUE;
constant boolean nontemporal = TRUE;
constant boolean tagchecked = n != 31;
constant AccessDescriptor accdesc = CreateAccDescSVE(MemOp\_STORE, nontemporal, contiguous,
                                                    tagchecked);

if !AnyActiveElement(mask, esize) then
    if n == 31 && ConstrainUnpredictableBool(Unpredictable\_CHECKSPNONEACTIVE) then
        CheckSPAlignment();
    else
        if n == 31 then CheckSPAlignment();
        src = Z[t, VL];

base = if n == 31 then SP[64] else X[n, 64];
addr = AddressAdd(base, offset * elements * mbytes, accdesc);

for e = 0 to elements-1
    if ActivePredicateElement(mask, e, esize) then
        Mem[addr, mbytes, accdesc] = Elem[src, e, esize];
        addr = AddressIncrement(addr, mbytes, accdesc);
```

Operational information

If PSTATE.DIT is 1, the timing of this instruction is insensitive to the value of the data being loaded or stored when its governing predicate register contains the same value for each execution.

Internal version only: aarchmrs v2025-03_rel, pseudocode v2025-03_rel ; Build timestamp: 2025-03-21T17:41

Copyright © 2010-2025 Arm Limited or its affiliates. All rights reserved. This document is Non-Confidential.

STNT1H (scalar plus scalar, consecutive registers)

Contiguous store non-temporal of halfwords from multiple consecutive vectors (scalar index)

This instruction performs a contiguous non-temporal store of halfwords from elements of two or four consecutive vector registers to the memory address generated by a 64-bit scalar base and scalar index which is added to the base address. After each element access the index value is incremented, but the index register is not updated.

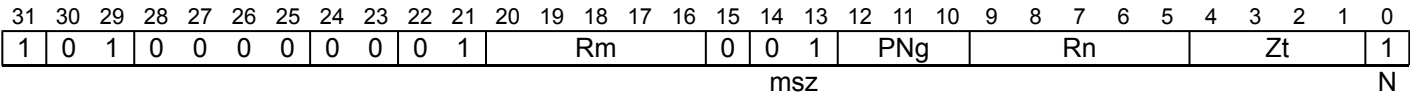
Inactive elements are not written to memory.

A non-temporal store is a hint to the system that this data is unlikely to be referenced again soon.

It has encodings from 2 classes: [Two registers](#) and [Four registers](#)

Two registers

(FEAT_SME2 || FEAT_SVE2p1)



Encoding

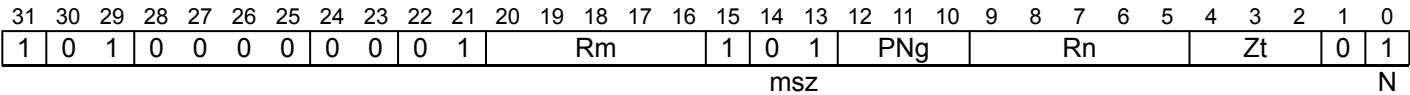
STNT1H { <Zt1>.H-<Zt2>.H }, <PNg>, [<Xn|SP>, <Xm>, LSL #1]

Decode for this encoding

```
if !IsFeatureImplemented(FEAT_SME2) && !IsFeatureImplemented(FEAT_SVE2p1) then
    EndOfDecode(Decode_UNDEF);
constant integer n = UInt(Rn);
constant integer m = UInt(Rm);
constant integer g = UInt('1':PNg);
constant integer nreg = 2;
constant integer t = UInt(Zt:'0');
constant integer esize = 16;
```

Four registers

(FEAT_SME2 || FEAT_SVE2p1)



Encoding

STNT1H { <Zt1>.H-<Zt4>.H }, <PNg>, [<Xn|SP>, <Xm>, LSL #1]

Decode for this encoding

```
if !IsFeatureImplemented(FEAT_SME2) && !IsFeatureImplemented(FEAT_SVE2p1) then
    EndOfDecode(Decode_UNDEF);
constant integer n = UInt(Rn);
constant integer m = UInt(Rm);
constant integer g = UInt('1':PNg);
constant integer nreg = 4;
constant integer t = UInt(Zt:'00');
constant integer esize = 16;
```

Assembler Symbols

- <Zt1>
- For the "Two registers" variant: is the name of the first scalable vector register to be transferred, encoded as "Zt" times 2.
For the "Four registers" variant: is the name of the first scalable vector register to be transferred, encoded as "Zt" times 4.

<Zt2>	Is the name of the second scalable vector register to be transferred, encoded as "Zt" times 2 plus 1.
<PNg>	Is the name of the governing scalable predicate register PN8-PN15, with predicate-as-counter encoding, encoded in the "PNg" field.
<Xn SP>	Is the 64-bit name of the general-purpose base register or stack pointer, encoded in the "Rn" field.
<Xm>	Is the 64-bit name of the general-purpose offset register, encoded in the "Rm" field.
<Zt4>	Is the name of the fourth scalable vector register to be transferred, encoded as "Zt" times 4 plus 3.

Operation

```

if IsFeatureImplemented(FEAT_SVE2p1) then CheckSVEEnabled\(\); else CheckStreamingSVEEnabled\(\);
constant integer VL = CurrentVL;
constant integer PL = VL DIV 8;
constant integer elements = VL DIV esize;
constant integer mbytes = esize DIV 8;
bits(64) offset;
bits(64) base;
bits(64) addr;
bits(VL) src;
constant bits(PL) pred = P[g, PL];
constant bits(PL * nreg) mask = CounterToPredicate(pred<15:0>, PL * nreg);
constant boolean contiguous = TRUE;
constant boolean nontemporal = TRUE;
constant integer transfer = t;
constant boolean tagchecked = TRUE;
constant AccessDescriptor accdesc = CreateAccDescSVE(MemOp\_STORE, nontemporal, contiguous,
                                                    tagchecked);

if !AnyActiveElement(mask, esize) then
    if n == 31 && ConstrainUnpredictableBool(Unpredictable\_CHECKSPNONEACTIVE) then
        CheckSPAlignment();
    else
        if n == 31 then CheckSPAlignment();

base = if n == 31 then SP[64] else X[n, 64];
offset = X[m, 64];
addr = AddressAdd(base, UInt(offset) * mbytes, accdesc);

for r = 0 to nreg-1
    src = Z[transfer+r, VL];
    for e = 0 to elements-1
        if ActivePredicateElement(mask, r * elements + e, esize) then
            Mem[addr, mbytes, accdesc] = Elem[src, e, esize];
            addr = AddressIncrement(addr, mbytes, accdesc);

```

Operational information

If PSTATE.DIT is 1, the timing of this instruction is insensitive to the value of the data being loaded or stored when its governing predicate register contains the same value for each execution.

Internal version only: aarchmrs v2025-03_rel, pseudocode v2025-03_rel ; Build timestamp: 2025-03-21T17:41

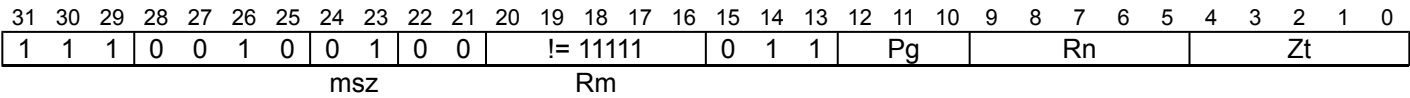
Copyright © 2010-2025 Arm Limited or its affiliates. All rights reserved. This document is Non-Confidential.

STNT1H (scalar plus scalar, single register)

Contiguous store non-temporal halfwords from vector (scalar index)

Contiguous store non-temporal of halfwords from elements of a vector register to the memory address generated by a 64-bit scalar base and scalar index which is multiplied by 2 and added to the base address. After each element access the index value is incremented, but the index register is not updated. Inactive elements are not written to memory.
A non-temporal store is a hint to the system that this data is unlikely to be referenced again soon.

SVE (FEAT_SVE || FEAT_SME)



Encoding

STNT1H { <Zt>.H }, <Pg>, [<Xn|SP>, <Xm>, LSL #1]

Decode for this encoding

```
if !IsFeatureImplemented(FEAT_SVE) && !IsFeatureImplemented(FEAT_SME) then
    EndOfDecode(Decode_UNDEF);
if Rm == '11111' then EndOfDecode(Decode_UNDEF);
constant integer t = UInt(Zt);
constant integer n = UInt(Rn);
constant integer m = UInt(Rm);
constant integer g = UInt(Pg);
constant integer esize = 16;
```

Assembler Symbols

- <Zt> Is the name of the scalable vector register to be transferred, encoded in the "Zt" field.
- <Pg> Is the name of the governing scalable predicate register P0-P7, encoded in the "Pg" field.
- <Xn|SP> Is the 64-bit name of the general-purpose base register or stack pointer, encoded in the "Rn" field.
- <Xm> Is the 64-bit name of the general-purpose offset register, encoded in the "Rm" field.

Operation

```
CheckSVEEnabled();
constant integer VL = CurrentVL;
constant integer PL = VL DIV 8;
constant integer elements = VL DIV esize;
bits(64) base;
bits(64) offset;
bits(64) addr;
bits(VL) src;
constant bits(PL) mask = P[g, PL];
constant integer mbytes = esize DIV 8;
constant boolean contiguous = TRUE;
constant boolean nontemporal = TRUE;
constant boolean tagchecked = TRUE;
constant AccessDescriptor accdesc = CreateAccDescSVE(MemOp\_STORE, nontemporal, contiguous,
                                                    tagchecked);

if !AnyActiveElement(mask, esize) then
    if n == 31 && ConstrainUnpredictableBool(Unpredictable\_CHECKSPNONEACTIVE) then
        CheckSPAlignment();
    else
        if n == 31 then CheckSPAlignment();
        src = Z[t, VL];

base = if n == 31 then SP[64] else X[n, 64];
offset = X[m, 64];
addr = AddressAdd(base, UInt(offset) * mbytes, accdesc);

for e = 0 to elements-1
    if ActivePredicateElement(mask, e, esize) then
        Mem[addr, mbytes, accdesc] = Elem[src, e, esize];
        addr = AddressIncrement(addr, mbytes, accdesc);
```

Operational information

If PSTATE.DIT is 1, the timing of this instruction is insensitive to the value of the data being loaded or stored when its governing predicate register contains the same value for each execution.

Internal version only: aarchmrs v2025-03_rel, pseudocode v2025-03_rel ; Build timestamp: 2025-03-21T17:41

Copyright © 2010-2025 Arm Limited or its affiliates. All rights reserved. This document is Non-Confidential.

STNT1H (vector plus scalar)

Scatter store non-temporal halfwords

Scatter store non-temporal of halfwords from the active elements of a vector register to the memory addresses generated by a vector base plus a 64-bit unscaled scalar register offset. Inactive elements are not written to memory.

A non-temporal store is a hint to the system that this data is unlikely to be referenced again soon.

This instruction is illegal when executed in Streaming SVE mode, unless FEAT_SME_FA64 is implemented and enabled.

It has encodings from 2 classes: [32-bit unscaled offset](#) and [64-bit unscaled offset](#)

32-bit unscaled offset (FEAT_SVE2)

31	30	29	28	27	26	25	24	23	22	21	20	19	18	17	16	15	14	13	12	11	10	9	8	7	6	5	4	3	2	1	0
1	1	1	0	0	1	0	0	1	1	0	Rm				0	0	1	Pg			Zn				Zt						
msz																															

Encoding

STNT1H { <Zt>.S }, <Pg>, [<Zn>.S{, <Xm>}]

Decode for this encoding

```
if !IsFeatureImplemented(FEAT_SVE2) then EndOfDecode(Decode_UNDEF);
constant integer t = UInt(Zt);
constant integer n = UInt(Zn);
constant integer m = UInt(Rm);
constant integer g = UInt(Pg);
constant integer esize = 32;
constant integer msize = 16;
```

64-bit unscaled offset (FEAT_SVE2)

31	30	29	28	27	26	25	24	23	22	21	20	19	18	17	16	15	14	13	12	11	10	9	8	7	6	5	4	3	2	1	0
1	1	1	0	0	1	0	0	1	0	0	Rm				0	0	1	Pg			Zn				Zt						
msz																															

Encoding

STNT1H { <Zt>.D }, <Pg>, [<Zn>.D{, <Xm>}]

Decode for this encoding

```
if !IsFeatureImplemented(FEAT_SVE2) then EndOfDecode(Decode_UNDEF);
constant integer t = UInt(Zt);
constant integer n = UInt(Zn);
constant integer m = UInt(Rm);
constant integer g = UInt(Pg);
constant integer esize = 64;
constant integer msize = 16;
```

Assembler Symbols

- <Zt> Is the name of the scalable vector register to be transferred, encoded in the "Zt" field.
- <Pg> Is the name of the governing scalable predicate register P0-P7, encoded in the "Pg" field.
- <Zn> Is the name of the base scalable vector register, encoded in the "Zn" field.
- <Xm> Is the optional 64-bit name of the general-purpose offset register, defaulting to XZR, encoded in the "Rm" field.

Operation

```
CheckNonStreamingSVEEnabled();
constant integer VL = CurrentVL;
constant integer PL = VL DIV 8;
constant integer elements = VL DIV esize;
constant bits(PL) mask = P[g, PL];
bits(VL) base;
bits(64) offset;
bits(VL) src;
constant integer mbytes = msize DIV 8;
constant boolean contiguous = FALSE;
constant boolean nontemporal = TRUE;
constant boolean tagchecked = TRUE;
constant AccessDescriptor accdesc = CreateAccDescSVE(MemOp\_STORE, nontemporal, contiguous,
                                                    tagchecked);

if AnyActiveElement(mask, esize) then
    base = Z[n, VL];
    offset = X[m, 64];
    src = Z[t, VL];

for e = 0 to elements-1
    if ActivePredicateElement(mask, e, esize) then
        constant bits(64) baddr = ZeroExtend(Elem[base, e, esize], 64);
        constant bits(64) addr = AddressAdd(baddr, offset, accdesc);
        Mem[addr, mbytes, accdesc] = Elem[src, e, esize]<msize-1:0>;
```

Operational information

If PSTATE.DIT is 1, the timing of this instruction is insensitive to the value of the data being loaded or stored when its governing predicate register contains the same value for each execution.

Internal version only: aarchmrs v2025-03_rel, pseudocode v2025-03_rel ; Build timestamp: 2025-03-21T17:41

Copyright © 2010-2025 Arm Limited or its affiliates. All rights reserved. This document is Non-Confidential.

STNT1W (scalar plus immediate, consecutive registers)

Contiguous store non-temporal of words from multiple consecutive vectors (immediate index)

This instruction performs a contiguous non-temporal store of words from elements of two or four consecutive vector registers to the memory address generated by a 64-bit scalar base and immediate index which is multiplied by the vector's in-memory size, irrespective of predication, and added to the base address.

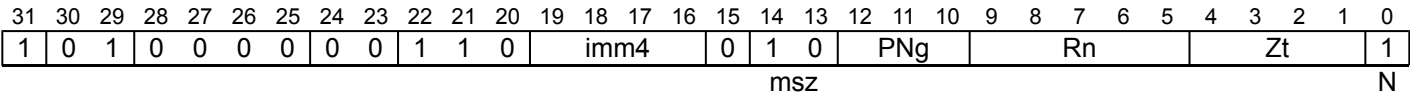
Inactive elements are not written to memory.

A non-temporal store is a hint to the system that this data is unlikely to be referenced again soon.

It has encodings from 2 classes: [Two registers](#) and [Four registers](#)

Two registers

(FEAT_SME2 || FEAT_SVE2p1)



Encoding

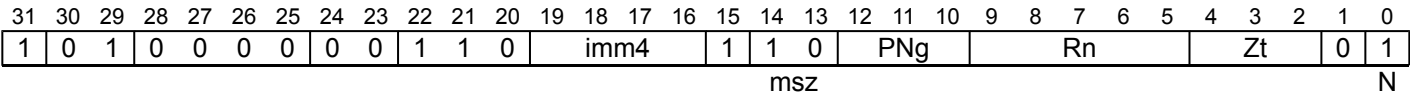
STNT1W { <Zt1>.S-<Zt2>.S }, <PNg>, [<Xn|SP>{, #<imm>, MUL VL}]

Decode for this encoding

```
if !IsFeatureImplemented(FEAT_SME2) && !IsFeatureImplemented(FEAT_SVE2p1) then
    EndOfDecode(Decode_UNDEF);
constant integer n = UInt(Rn);
constant integer g = UInt('1':PNg);
constant integer nreg = 2;
constant integer t = UInt(Zt:'0');
constant integer esize = 32;
constant integer offset = SInt(imm4);
```

Four registers

(FEAT_SME2 || FEAT_SVE2p1)



Encoding

STNT1W { <Zt1>.S-<Zt4>.S }, <PNg>, [<Xn|SP>{, #<imm>, MUL VL}]

Decode for this encoding

```
if !IsFeatureImplemented(FEAT_SME2) && !IsFeatureImplemented(FEAT_SVE2p1) then
    EndOfDecode(Decode_UNDEF);
constant integer n = UInt(Rn);
constant integer g = UInt('1':PNg);
constant integer nreg = 4;
constant integer t = UInt(Zt:'00');
constant integer esize = 32;
constant integer offset = SInt(imm4);
```

Assembler Symbols

- <Zt1> For the "Two registers" variant: is the name of the first scalable vector register to be transferred, encoded as "Zt" times 2.
- For the "Four registers" variant: is the name of the first scalable vector register to be transferred, encoded as "Zt" times 4.

<Zt2>	Is the name of the second scalable vector register to be transferred, encoded as "Zt" times 2 plus 1.
<PNg>	Is the name of the governing scalable predicate register PN8-PN15, with predicate-as-counter encoding, encoded in the "PNg" field.
<Xn SP>	Is the 64-bit name of the general-purpose base register or stack pointer, encoded in the "Rn" field.
<imm>	For the "Two registers" variant: is the optional signed immediate vector offset, a multiple of 2 in the range -16 to 14, defaulting to 0, encoded in the "imm4" field. For the "Four registers" variant: is the optional signed immediate vector offset, a multiple of 4 in the range -32 to 28, defaulting to 0, encoded in the "imm4" field.
<Zt4>	Is the name of the fourth scalable vector register to be transferred, encoded as "Zt" times 4 plus 3.

Operation

```

if IsFeatureImplemented(FEAT_SVE2p1) then CheckSVEEnabled\(\); else CheckStreamingSVEEnabled\(\);
constant integer VL = CurrentVL;
constant integer PL = VL DIV 8;
constant integer elements = VL DIV esize;
constant integer mbytes = esize DIV 8;
bits(64) base;
bits(64) addr;
bits(VL) src;
constant bits(PL) pred = P[g, PL];
constant bits(PL * nreg) mask = CounterToPredicate(pred<15:0>, PL * nreg);
constant boolean contiguous = TRUE;
constant boolean nontemporal = TRUE;
constant integer transfer = t;
constant boolean tagchecked = n != 31;
constant AccessDescriptor accdesc = CreateAccDescSVE(MemOp_STORE, nontemporal, contiguous,
                                                    tagchecked);

if !AnyActiveElement(mask, esize) then
    if n == 31 && ConstrainUnpredictableBool(Unpredictable\_CHECKSPNONEACTIVE) then
        CheckSPAlignment();
    else
        if n == 31 then CheckSPAlignment();

base = if n == 31 then SP[64] else X[n, 64];
addr = AddressAdd(base, offset * nreg * elements * mbytes, accdesc);

for r = 0 to nreg-1
    src = Z[transfer+r, VL];
    for e = 0 to elements-1
        if ActivePredicateElement(mask, r * elements + e, esize) then
            Mem[addr, mbytes, accdesc] = Elem[src, e, esize];
            addr = AddressIncrement(addr, mbytes, accdesc);

```

Operational information

If PSTATE.DIT is 1, the timing of this instruction is insensitive to the value of the data being loaded or stored when its governing predicate register contains the same value for each execution.

Internal version only: aarchmrs v2025-03_rel, pseudocode v2025-03_rel ; Build timestamp: 2025-03-21T17:41

Copyright © 2010-2025 Arm Limited or its affiliates. All rights reserved. This document is Non-Confidential.

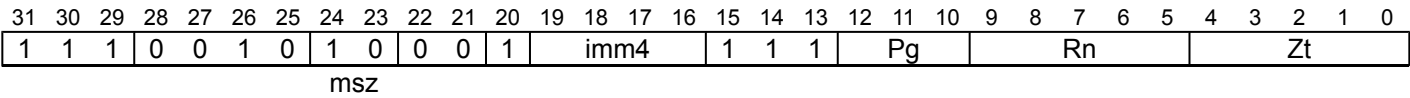
STNT1W (scalar plus immediate, single register)

Contiguous store non-temporal words from vector (immediate index)

Contiguous store non-temporal of words from elements of a vector register to the memory address generated by a 64-bit scalar base and immediate index in the range -8 to 7 which is multiplied by the vector's in-memory size, irrespective of predication, and added to the base address. Inactive elements are not written to memory.

A non-temporal store is a hint to the system that this data is unlikely to be referenced again soon.

SVE (FEAT_SVE || FEAT_SME)



Encoding

STNT1W { <Zt>.S }, <Pg>, [<Xn|SP>{, #<imm>, MUL VL}]

Decode for this encoding

```
if !IsFeatureImplemented(FEAT_SVE) && !IsFeatureImplemented(FEAT_SME) then
    EndOfDecode(Decode_UNDEF);
constant integer t = UInt(Zt);
constant integer n = UInt(Rn);
constant integer g = UInt(Pg);
constant integer esize = 32;
constant integer offset = SInt(imm4);
```

Assembler Symbols

- <Zt> Is the name of the scalable vector register to be transferred, encoded in the "Zt" field.
- <Pg> Is the name of the governing scalable predicate register P0-P7, encoded in the "Pg" field.
- <Xn|SP> Is the 64-bit name of the general-purpose base register or stack pointer, encoded in the "Rn" field.
- <imm> Is the optional signed immediate vector offset, in the range -8 to 7, defaulting to 0, encoded in the "imm4" field.

Operation

```
CheckSVEEnabled();
constant integer VL = CurrentVL;
constant integer PL = VL DIV 8;
constant integer elements = VL DIV esize;
bits(64) base;
bits(64) addr;
constant integer mbytes = esize DIV 8;
bits(VL) src;
constant bits(PL) mask = P[g, PL];
constant boolean contiguous = TRUE;
constant boolean nontemporal = TRUE;
constant boolean tagchecked = n != 31;
constant AccessDescriptor accdesc = CreateAccDescSVE(MemOp\_STORE, nontemporal, contiguous,
                                                    tagchecked);

if !AnyActiveElement(mask, esize) then
    if n == 31 && ConstrainUnpredictableBool(Unpredictable\_CHECKSPNONEACTIVE) then
        CheckSPAlignment();
    else
        if n == 31 then CheckSPAlignment();
        src = Z[t, VL];

base = if n == 31 then SP[64] else X[n, 64];
addr = AddressAdd(base, offset * elements * mbytes, accdesc);

for e = 0 to elements-1
    if ActivePredicateElement(mask, e, esize) then
        Mem[addr, mbytes, accdesc] = Elem[src, e, esize];
        addr = AddressIncrement(addr, mbytes, accdesc);
```

Operational information

If PSTATE.DIT is 1, the timing of this instruction is insensitive to the value of the data being loaded or stored when its governing predicate register contains the same value for each execution.

Internal version only: aarchmrs v2025-03_rel, pseudocode v2025-03_rel ; Build timestamp: 2025-03-21T17:41

Copyright © 2010-2025 Arm Limited or its affiliates. All rights reserved. This document is Non-Confidential.

STNT1W (scalar plus scalar, consecutive registers)

Contiguous store non-temporal of words from multiple consecutive vectors (scalar index)

This instruction performs a contiguous non-temporal store of words from elements of two or four consecutive vector registers to the memory address generated by a 64-bit scalar base and scalar index which is added to the base address. After each element access the index value is incremented, but the index register is not updated.

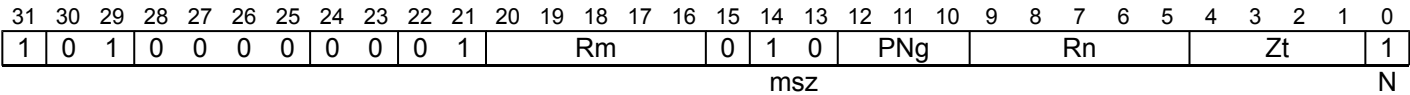
Inactive elements are not written to memory.

A non-temporal store is a hint to the system that this data is unlikely to be referenced again soon.

It has encodings from 2 classes: [Two registers](#) and [Four registers](#)

Two registers

(FEAT_SME2 || FEAT_SVE2p1)



Encoding

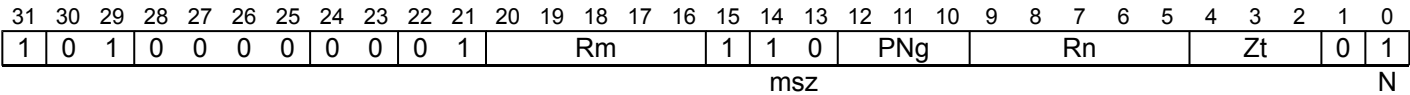
STNT1W { <Zt1>.S-<Zt2>.S }, <PNg>, [<Xn|SP>, <Xm>, LSL #2]

Decode for this encoding

```
if !IsFeatureImplemented(FEAT_SME2) && !IsFeatureImplemented(FEAT_SVE2p1) then
    EndOfDecode(Decode_UNDEF);
constant integer n = UInt(Rn);
constant integer m = UInt(Rm);
constant integer g = UInt('1':PNg);
constant integer nreg = 2;
constant integer t = UInt(Zt:'0');
constant integer esize = 32;
```

Four registers

(FEAT_SME2 || FEAT_SVE2p1)



Encoding

STNT1W { <Zt1>.S-<Zt4>.S }, <PNg>, [<Xn|SP>, <Xm>, LSL #2]

Decode for this encoding

```
if !IsFeatureImplemented(FEAT_SME2) && !IsFeatureImplemented(FEAT_SVE2p1) then
    EndOfDecode(Decode_UNDEF);
constant integer n = UInt(Rn);
constant integer m = UInt(Rm);
constant integer g = UInt('1':PNg);
constant integer nreg = 4;
constant integer t = UInt(Zt:'00');
constant integer esize = 32;
```

Assembler Symbols

- <Zt1> For the "Two registers" variant: is the name of the first scalable vector register to be transferred, encoded as "Zt" times 2.
- For the "Four registers" variant: is the name of the first scalable vector register to be transferred, encoded as "Zt" times 4.

<Zt2>	Is the name of the second scalable vector register to be transferred, encoded as "Zt" times 2 plus 1.
<PNg>	Is the name of the governing scalable predicate register PN8-PN15, with predicate-as-counter encoding, encoded in the "PNg" field.
<Xn SP>	Is the 64-bit name of the general-purpose base register or stack pointer, encoded in the "Rn" field.
<Xm>	Is the 64-bit name of the general-purpose offset register, encoded in the "Rm" field.
<Zt4>	Is the name of the fourth scalable vector register to be transferred, encoded as "Zt" times 4 plus 3.

Operation

```

if IsFeatureImplemented(FEAT_SVE2p1) then CheckSVEEnabled\(\); else CheckStreamingSVEEnabled\(\);
constant integer VL = CurrentVL;
constant integer PL = VL DIV 8;
constant integer elements = VL DIV esize;
constant integer mbytes = esize DIV 8;
bits(64) offset;
bits(64) base;
bits(64) addr;
bits(VL) src;
constant bits(PL) pred = P[g, PL];
constant bits(PL * nreg) mask = CounterToPredicate(pred<15:0>, PL * nreg);
constant boolean contiguous = TRUE;
constant boolean nontemporal = TRUE;
constant integer transfer = t;
constant boolean tagchecked = TRUE;
constant AccessDescriptor accdesc = CreateAccDescSVE(MemOp\_STORE, nontemporal, contiguous,
                                                    tagchecked);

if !AnyActiveElement(mask, esize) then
    if n == 31 && ConstrainUnpredictableBool(Unpredictable\_CHECKSPNONEACTIVE) then
        CheckSPAlignment();
    else
        if n == 31 then CheckSPAlignment();

base = if n == 31 then SP[64] else X[n, 64];
offset = X[m, 64];
addr = AddressAdd(base, UInt(offset) * mbytes, accdesc);

for r = 0 to nreg-1
    src = Z[transfer+r, VL];
    for e = 0 to elements-1
        if ActivePredicateElement(mask, r * elements + e, esize) then
            Mem[addr, mbytes, accdesc] = Elem[src, e, esize];
            addr = AddressIncrement(addr, mbytes, accdesc);

```

Operational information

If PSTATE.DIT is 1, the timing of this instruction is insensitive to the value of the data being loaded or stored when its governing predicate register contains the same value for each execution.

Internal version only: aarchmrs v2025-03_rel, pseudocode v2025-03_rel ; Build timestamp: 2025-03-21T17:41

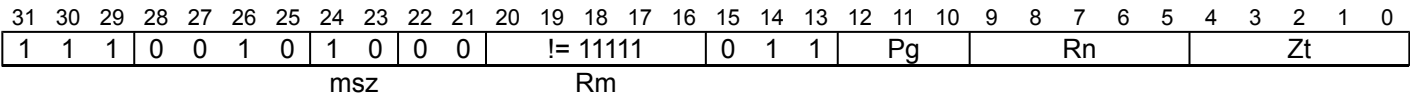
Copyright © 2010-2025 Arm Limited or its affiliates. All rights reserved. This document is Non-Confidential.

STNT1W (scalar plus scalar, single register)

Contiguous store non-temporal words from vector (scalar index)

Contiguous store non-temporal of words from elements of a vector register to the memory address generated by a 64-bit scalar base and scalar index which is multiplied by 4 and added to the base address. After each element access the index value is incremented, but the index register is not updated. Inactive elements are not written to memory.
A non-temporal store is a hint to the system that this data is unlikely to be referenced again soon.

SVE (FEAT_SVE || FEAT_SME)



Encoding

STNT1W { <Zt>.S }, <Pg>, [<Xn|SP>, <Xm>, LSL #2]

Decode for this encoding

```
if !IsFeatureImplemented(FEAT_SVE) && !IsFeatureImplemented(FEAT_SME) then
    EndOfDecode(Decode_UNDEF);
if Rm == '11111' then EndOfDecode(Decode_UNDEF);
constant integer t = UInt(Zt);
constant integer n = UInt(Rn);
constant integer m = UInt(Rm);
constant integer g = UInt(Pg);
constant integer esize = 32;
```

Assembler Symbols

- <Zt> Is the name of the scalable vector register to be transferred, encoded in the "Zt" field.
- <Pg> Is the name of the governing scalable predicate register P0-P7, encoded in the "Pg" field.
- <Xn|SP> Is the 64-bit name of the general-purpose base register or stack pointer, encoded in the "Rn" field.
- <Xm> Is the 64-bit name of the general-purpose offset register, encoded in the "Rm" field.

Operation

```
CheckSVEEnabled();
constant integer VL = CurrentVL;
constant integer PL = VL DIV 8;
constant integer elements = VL DIV esize;
bits(64) base;
bits(64) offset;
bits(64) addr;
bits(VL) src;
constant bits(PL) mask = P[g, PL];
constant integer mbytes = esize DIV 8;
constant boolean contiguous = TRUE;
constant boolean nontemporal = TRUE;
constant boolean tagchecked = TRUE;
constant AccessDescriptor accdesc = CreateAccDescSVE(MemOp\_STORE, nontemporal, contiguous,
                                                    tagchecked);

if !AnyActiveElement(mask, esize) then
    if n == 31 && ConstrainUnpredictableBool(Unpredictable\_CHECKSPNONEACTIVE) then
        CheckSPAlignment();
    else
        if n == 31 then CheckSPAlignment();
        src = Z[t, VL];

base = if n == 31 then SP[64] else X[n, 64];
offset = X[m, 64];
addr = AddressAdd(base, UInt(offset) * mbytes, accdesc);

for e = 0 to elements-1
    if ActivePredicateElement(mask, e, esize) then
        Mem[addr, mbytes, accdesc] = Elem[src, e, esize];
        addr = AddressIncrement(addr, mbytes, accdesc);
```

Operational information

If PSTATE.DIT is 1, the timing of this instruction is insensitive to the value of the data being loaded or stored when its governing predicate register contains the same value for each execution.

Internal version only: aarchmrs v2025-03_rel, pseudocode v2025-03_rel ; Build timestamp: 2025-03-21T17:41

Copyright © 2010-2025 Arm Limited or its affiliates. All rights reserved. This document is Non-Confidential.

STNT1W (vector plus scalar)

Scatter store non-temporal words

Scatter store non-temporal of words from the active elements of a vector register to the memory addresses generated by a vector base plus a 64-bit unscaled scalar register offset. Inactive elements are not written to memory.

A non-temporal store is a hint to the system that this data is unlikely to be referenced again soon.

This instruction is illegal when executed in Streaming SVE mode, unless FEAT_SME_FA64 is implemented and enabled.

It has encodings from 2 classes: [32-bit unscaled offset](#) and [64-bit unscaled offset](#)

32-bit unscaled offset (FEAT_SVE2)

31	30	29	28	27	26	25	24	23	22	21	20	19	18	17	16	15	14	13	12	11	10	9	8	7	6	5	4	3	2	1	0
1	1	1	0	0	1	0	1	0	1	0	Rm				0	0	1	Pg			Zn				Zt						
msz																															

Encoding

STNT1W { <Zt>.S }, <Pg>, [<Zn>.S{, <Xm>}]

Decode for this encoding

```
if !IsFeatureImplemented(FEAT_SVE2) then EndOfDecode(Decode_UNDEF);
constant integer t = UInt(Zt);
constant integer n = UInt(Zn);
constant integer m = UInt(Rm);
constant integer g = UInt(Pg);
constant integer esize = 32;
constant integer msize = 32;
```

64-bit unscaled offset (FEAT_SVE2)

31	30	29	28	27	26	25	24	23	22	21	20	19	18	17	16	15	14	13	12	11	10	9	8	7	6	5	4	3	2	1	0
1	1	1	0	0	1	0	1	0	0	0	Rm				0	0	1	Pg			Zn				Zt						
msz																															

Encoding

STNT1W { <Zt>.D }, <Pg>, [<Zn>.D{, <Xm>}]

Decode for this encoding

```
if !IsFeatureImplemented(FEAT_SVE2) then EndOfDecode(Decode_UNDEF);
constant integer t = UInt(Zt);
constant integer n = UInt(Zn);
constant integer m = UInt(Rm);
constant integer g = UInt(Pg);
constant integer esize = 64;
constant integer msize = 32;
```

Assembler Symbols

- <Zt> Is the name of the scalable vector register to be transferred, encoded in the "Zt" field.
- <Pg> Is the name of the governing scalable predicate register P0-P7, encoded in the "Pg" field.
- <Zn> Is the name of the base scalable vector register, encoded in the "Zn" field.
- <Xm> Is the optional 64-bit name of the general-purpose offset register, defaulting to XZR, encoded in the "Rm" field.

Operation

```
CheckNonStreamingSVEEnabled();
constant integer VL = CurrentVL;
constant integer PL = VL DIV 8;
constant integer elements = VL DIV esize;
constant bits(PL) mask = P[g, PL];
bits(VL) base;
bits(64) offset;
bits(VL) src;
constant integer mbytes = msize DIV 8;
constant boolean contiguous = FALSE;
constant boolean nontemporal = TRUE;
constant boolean tagchecked = TRUE;
constant AccessDescriptor accdesc = CreateAccDescSVE(MemOp\_STORE, nontemporal, contiguous,
                                                    tagchecked);

if AnyActiveElement(mask, esize) then
    base = Z[n, VL];
    offset = X[m, 64];
    src = Z[t, VL];

for e = 0 to elements-1
    if ActivePredicateElement(mask, e, esize) then
        constant bits(64) baddr = ZeroExtend(Elem[base, e, esize], 64);
        constant bits(64) addr = AddressAdd(baddr, offset, accdesc);
        Mem[addr, mbytes, accdesc] = Elem[src, e, esize]<msize-1:0>;
```

Operational information

If PSTATE.DIT is 1, the timing of this instruction is insensitive to the value of the data being loaded or stored when its governing predicate register contains the same value for each execution.

Internal version only: aarchmrs v2025-03_rel, pseudocode v2025-03_rel ; Build timestamp: 2025-03-21T17:41

Copyright © 2010-2025 Arm Limited or its affiliates. All rights reserved. This document is Non-Confidential.

STR (predicate)

Store predicate register

Store a predicate register to a memory address generated by a 64-bit scalar base, plus an immediate offset in the range -256 to 255 which is multiplied by the current predicate register size in bytes. This instruction is unpredicated.

The store is performed as contiguous byte accesses, each containing 8 consecutive predicate bits in ascending element order, with no endian conversion and no guarantee of single-copy atomicity larger than a byte. However, if alignment is checked, then a general-purpose base register must be aligned to 2 bytes.

For programmer convenience, an assembler must also accept a predicate-as-counter register name for the source predicate register.

SVE (FEAT_SVE || FEAT_SME)

31	30	29	28	27	26	25	24	23	22	21	20	19	18	17	16	15	14	13	12	11	10	9	8	7	6	5	4	3	2	1	0
1	1	1	0	0	1	0	1	1	0	imm9h						0	0	0	imm9l				Rn				0	Pt			

Encoding

STR <Pt>, [<Xn|SP>{, #<imm>, MUL VL}]

Decode for this encoding

```
if !IsFeatureImplemented(FEAT_SVE) && !IsFeatureImplemented(FEAT_SME) then
    EndOfDecode(Decode_UNDEF);
constant integer t = UInt(Pt);
constant integer n = UInt(Rn);
constant integer imm = SInt(imm9h:imm9l);
```

Assembler Symbols

- <Pt>
- Is the name of the scalable predicate transfer register, encoded in the "Pt" field.
- <Xn|SP>
- Is the 64-bit name of the general-purpose base register or stack pointer, encoded in the "Rn" field.
- <imm>
- Is the optional signed immediate vector offset, in the range -256 to 255, defaulting to 0, encoded in the "imm9h:imm9l" fields.

Operation

```
CheckSVEEnabled();
constant integer PL = CurrentVL DIV 8;
constant integer elements = PL DIV 8;
bits(PL) src;
bits(64) base;
constant integer offset = imm * elements;
constant boolean contiguous = TRUE;
constant boolean nontemporal = FALSE;
constant boolean tagchecked = n != 31;
constant AccessDescriptor accdesc = CreateAccDescSVE(MemOp\_STORE, nontemporal, contiguous,
                                                    tagchecked);

if n == 31 then
    CheckSPAlignment();
    base = SP[64];
else
    base = X[n, 64];

src = P[t, PL];

bits(64) addr = AddressAdd(base, offset, accdesc);

constant boolean aligned = IsAligned(addr, 2);

if !aligned && AlignmentEnforced() then
    constant FaultRecord fault = AlignmentFault(accdesc, addr);
    AArch64.Abort(fault);

for e = 0 to elements-1
    AArch64.MemSingle[addr, 1, accdesc, aligned] = Elem[src, e, 8];
    addr = AddressIncrement(addr, 1, accdesc);
```

Operational information

If PSTATE.DIT is 1, the timing of this instruction is insensitive to the value of the data being loaded or stored.

Internal version only: aarchmrs v2025-03_rel, pseudocode v2025-03_rel ; Build timestamp: 2025-03-21T17:41

Copyright © 2010-2025 Arm Limited or its affiliates. All rights reserved. This document is Non-Confidential.

STR (vector)

Store vector register

Store a vector register to a memory address generated by a 64-bit scalar base, plus an immediate offset in the range -256 to 255 which is multiplied by the current vector register size in bytes. This instruction is unpredicated.
The store is performed as contiguous byte accesses, with no endian conversion and no guarantee of single-copy atomicity larger than a byte. However, if alignment is checked, then the base register must be aligned to 16 bytes.

SVE (FEAT_SVE || FEAT_SME)

31	30	29	28	27	26	25	24	23	22	21	20	19	18	17	16	15	14	13	12	11	10	9	8	7	6	5	4	3	2	1	0
1	1	1	0	0	1	0	1	1	0	imm9h						0	1	0	imm9l				Rn				Zt				

Encoding

STR <Zt>, [<Xn|SP>{, #<imm>, MUL VL}]

Decode for this encoding

```
if !IsFeatureImplemented(FEAT_SVE) && !IsFeatureImplemented(FEAT_SME) then
    EndOfDecode(Decode_UNDEF);
constant integer t = UInt(Zt);
constant integer n = UInt(Rn);
constant integer imm = SInt(imm9h:imm9l);
```

Assembler Symbols

- <Zt> Is the name of the scalable vector register to be transferred, encoded in the "Zt" field.
- <Xn|SP> Is the 64-bit name of the general-purpose base register or stack pointer, encoded in the "Rn" field.
- <imm> Is the optional signed immediate vector offset, in the range -256 to 255, defaulting to 0, encoded in the "imm9h:imm9l" fields.

Operation

```
CheckSVEEnabled();
constant integer VL = CurrentVL;
constant integer elements = VL DIV 8;
bits(VL) src;
bits(64) base;
constant integer offset = imm * elements;
constant boolean contiguous = TRUE;
constant boolean nontemporal = FALSE;
constant boolean tagchecked = n != 31;
constant AccessDescriptor accdesc = CreateAccDescSVE(MemOp\_STORE, nontemporal, contiguous,
                                                    tagchecked);

if n == 31 then
    CheckSPAlignment();
    base = SP[64];
else
    base = X[n, 64];

src = Z[t, VL];

bits(64) addr = AddressAdd(base, offset, accdesc);

constant boolean aligned = IsAligned(addr, 16);

if !aligned && AlignmentEnforced() then
    constant FaultRecord fault = AlignmentFault(accdesc, addr);
    AArch64.Abort(fault);

for e = 0 to elements-1
    AArch64.MemSingle[addr, 1, accdesc, aligned] = Elem[src, e, 8];
    addr = AddressIncrement(addr, 1, accdesc);
```

Operational information

If PSTATE.DIT is 1, the timing of this instruction is insensitive to the value of the data being loaded or stored.

Internal version only: aarchmrs v2025-03_rel, pseudocode v2025-03_rel ; Build timestamp: 2025-03-21T17:41

Copyright © 2010-2025 Arm Limited or its affiliates. All rights reserved. This document is Non-Confidential.

SUB (immediate)

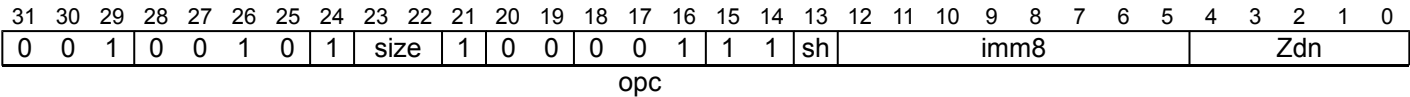
Subtract immediate (unpredicated)

Subtract an unsigned immediate from each element of the source vector, and destructively place the results in the corresponding elements of the source vector. This instruction is unpredicated.

The immediate is an unsigned value in the range 0 to 255, and for element widths of 16 bits or higher it may also be a positive multiple of 256 in the range 256 to 65280.

The immediate is encoded in 8 bits with an optional left shift by 8. The preferred disassembly when the shift option is specified is "#<uimm8>, LSL #8". However an assembler and disassembler may also allow use of the shifted 16-bit value unless the immediate is 0 and the shift amount is 8, which must be unambiguously described as "#0, LSL #8".

SVE (FEAT_SVE || FEAT_SME)



Encoding

SUB <Zdn>.<T>, <Zdn>.<T>, #<imm>{, <shift>}

Decode for this encoding

```
if !IsFeatureImplemented(FEAT_SVE) && !IsFeatureImplemented(FEAT_SME) then
    EndOfDecode(Decode_UNDEF);
if size:sh == '001' then EndOfDecode(Decode_UNDEF);
constant integer esize = 8 << UInt(size);
constant integer dn = UInt(Zdn);
integer imm = UInt(imm8);
if sh == '1' then imm = imm << 8;
```

Assembler Symbols

<Zdn> Is the name of the source and destination scalable vector register, encoded in the "Zdn" field.

<T> Is the size specifier, encoded in “size”:

size	<T>
00	B
01	H
10	S
11	D

<imm> Is an unsigned immediate in the range 0 to 255, encoded in the "imm8" field.

<shift> Is the optional left shift to apply to the immediate, defaulting to LSL #0 and encoded in “sh”:

sh	<shift>
0	LSL #0
1	LSL #8

Operation

```
CheckSVEEnabled();
constant integer VL = CurrentVL;
constant integer elements = VL DIV esize;
constant bits(VL) operand1 = Z[dn, VL];
bits(VL) result;

for e = 0 to elements-1
    constant bits(esize) element1 = Elem[operand1, e, esize];
    Elem[result, e, esize] = element1 - imm;

Z[dn, VL] = result;
```

Operational information

If PSTATE.DIT is 1:

- The execution time of this instruction is independent of:
 - The values of the data supplied in any of its registers.
 - The values of the NZCV flags.
- The response of this instruction to asynchronous exceptions does not vary based on:
 - The values of the data supplied in any of its registers.
 - The values of the NZCV flags.

This instruction might be immediately preceded in program order by a MOVPRFX instruction. The MOVPRFX must conform to all of the following requirements, otherwise the behavior of the MOVPRFX and this instruction is CONSTRAINED UNPREDICTABLE:

- The MOVPRFX must be unpredicated.
- The MOVPRFX must specify the same destination register as this instruction.
- The destination register must not refer to architectural register state referenced by any other source operand register of this instruction.

Internal version only: aarchmrs v2025-03_rel, pseudocode v2025-03_rel ; Build timestamp: 2025-03-21T17:41

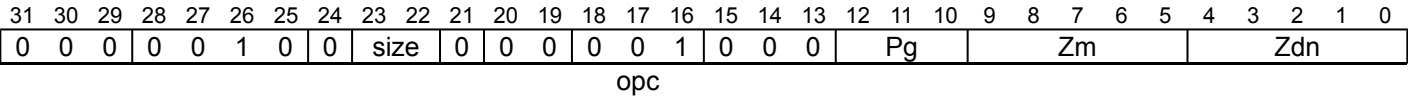
Copyright © 2010-2025 Arm Limited or its affiliates. All rights reserved. This document is Non-Confidential.

SUB (vectors, predicated)

Subtract vectors (predicated)

Subtract active elements of the second source vector from corresponding elements of the first source vector and destructively place the results in the corresponding elements of the first source vector. Inactive elements in the destination vector register remain unmodified.

SVE (FEAT_SVE || FEAT_SME)



Encoding

SUB <Zdn>.<T>, <Pg>/M, <Zdn>.<T>, <Zm>.<T>

Decode for this encoding

```
if !IsFeatureImplemented(FEAT_SVE) && !IsFeatureImplemented(FEAT_SME) then
    EndOfDecode(Decode_UNDEF);
constant integer esize = 8 << UInt(size);
constant integer g = UInt(Pg);
constant integer dn = UInt(Zdn);
constant integer m = UInt(Zm);
```

Assembler Symbols

<Zdn> Is the name of the first source and destination scalable vector register, encoded in the "Zdn" field.

<T> Is the size specifier, encoded in "size":

size	<T>
00	B
01	H
10	S
11	D

<Pg> Is the name of the governing scalable predicate register P0-P7, encoded in the "Pg" field.

<Zm> Is the name of the second source scalable vector register, encoded in the "Zm" field.

Operation

```
CheckSVEEnabled();
constant integer VL = CurrentVL;
constant integer PL = VL DIV 8;
constant integer elements = VL DIV esize;
constant bits(PL) mask = P[g, PL];
constant bits(VL) operand1 = Z[dn, VL];
constant bits(VL) operand2 = if AnyActiveElement(mask, esize) then Z[m, VL] else Zeros(VL);
bits(VL) result;

for e = 0 to elements-1
    constant bits(esize) element1 = Elem[operand1, e, esize];
    constant bits(esize) element2 = Elem[operand2, e, esize];
    if ActivePredicateElement(mask, e, esize) then
        Elem[result, e, esize] = element1 - element2;
    else
        Elem[result, e, esize] = Elem[operand1, e, esize];

Z[dn, VL] = result;
```

Operational information

If PSTATE.DIT is 1:

- The execution time of this instruction is independent of:
 - The values of the data supplied in any of its operand registers when its governing predicate register contains the same value for each execution.
 - The values of the NZCV flags.
- The response of this instruction to asynchronous exceptions does not vary based on:
 - The values of the data supplied in any of its operand registers when its governing predicate register contains the same value for each execution.
 - The values of the NZCV flags.

This instruction might be immediately preceded in program order by a MOVPRFX instruction. The MOVPRFX must conform to all of the following requirements, otherwise the behavior of the MOVPRFX and this instruction is CONSTRAINED UNPREDICTABLE:

- The MOVPRFX can be predicated or unpredicated.
- A predicated MOVPRFX must use the same governing predicate register as this instruction.
- A predicated MOVPRFX must use the larger of the destination element size and first source element size in the preferred disassembly of this instruction.
- The MOVPRFX must specify the same destination register as this instruction.
- The destination register must not refer to architectural register state referenced by any other source operand register of this instruction.

Internal version only: aarchmrs v2025-03_rel, pseudocode v2025-03_rel ; Build timestamp: 2025-03-21T17:41

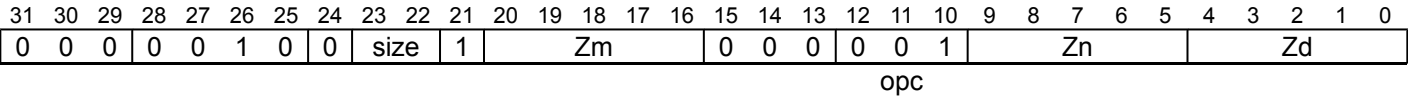
Copyright © 2010-2025 Arm Limited or its affiliates. All rights reserved. This document is Non-Confidential.

SUB (vectors, unpredicated)

Subtract vectors (unpredicated)

Subtract all elements of the second source vector from corresponding elements of the first source vector and place the results in the corresponding elements of the destination vector. This instruction is unpredicated.

SVE (FEAT_SVE || FEAT_SME)



Encoding

SUB <Zd>.<T>, <Zn>.<T>, <Zm>.<T>

Decode for this encoding

```
if !IsFeatureImplemented(FEAT_SVE) && !IsFeatureImplemented(FEAT_SME) then
    EndOfDecode(Decode_UNDEF);
constant integer esize = 8 << UInt(size);
constant integer n = UInt(Zn);
constant integer m = UInt(Zm);
constant integer d = UInt(Zd);
```

Assembler Symbols

<Zd> Is the name of the destination scalable vector register, encoded in the "Zd" field.

<T> Is the size specifier, encoded in “size”:

size	<T>
00	B
01	H
10	S
11	D

<Zn> Is the name of the first source scalable vector register, encoded in the "Zn" field.

<Zm> Is the name of the second source scalable vector register, encoded in the "Zm" field.

Operation

```
CheckSVEEnabled();
constant integer VL = CurrentVL;
constant integer elements = VL DIV esize;
constant bits(VL) operand1 = Z[n, VL];
constant bits(VL) operand2 = Z[m, VL];
bits(VL) result;

for e = 0 to elements-1
    constant bits(esize) element1 = Elem[operand1, e, esize];
    constant bits(esize) element2 = Elem[operand2, e, esize];
    Elem[result, e, esize] = element1 - element2;

Z[d, VL] = result;
```

Operational information

If PSTATE.DIT is 1:

- The execution time of this instruction is independent of:
 - The values of the data supplied in any of its registers.
 - The values of the NZCV flags.
- The response of this instruction to asynchronous exceptions does not vary based on:
 - The values of the data supplied in any of its registers.
 - The values of the NZCV flags.

Internal version only: aarchmrs v2025-03_rel, pseudocode v2025-03_rel ; Build timestamp: 2025-03-21T17:41

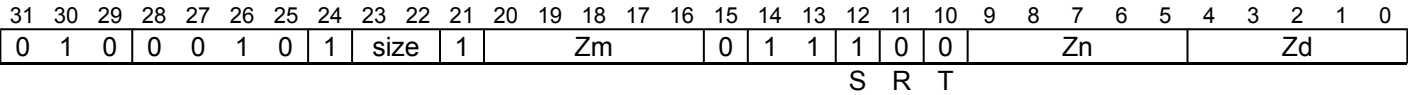
Copyright © 2010-2025 Arm Limited or its affiliates. All rights reserved. This document is Non-Confidential.

SUBHNB

Subtract narrow high part (bottom)

Subtract each vector element of the second source vector from the corresponding vector element in the first source vector, and place the most significant half of the result in the even-numbered half-width destination elements, while setting the odd-numbered elements to zero. This instruction is unpredicated.

SVE2
(FEAT_SVE2 || FEAT_SME)



Encoding

SUBHNB <Zd>.<T>, <Zn>.<Tb>, <Zm>.<Tb>

Decode for this encoding

```
if !IsFeatureImplemented(FEAT_SVE2) && !IsFeatureImplemented(FEAT_SME) then
    EndOfDecode(Decode_UNDEF);
if size == '00' then EndOfDecode(Decode_UNDEF);
constant integer esize = 8 << UInt(size);
constant integer n = UInt(Zn);
constant integer m = UInt(Zm);
constant integer d = UInt(Zd);
```

Assembler Symbols

<Zd> Is the name of the destination scalable vector register, encoded in the "Zd" field.

<T> Is the size specifier, encoded in “size”:

size	<T>
00	RESERVED
01	B
10	H
11	S

<Zn> Is the name of the first source scalable vector register, encoded in the "Zn" field.

<Tb> Is the size specifier, encoded in “size”:

size	<Tb>
00	RESERVED
01	H
10	S
11	D

<Zm> Is the name of the second source scalable vector register, encoded in the "Zm" field.

Operation

```
CheckSVEEnabled();
constant integer VL = CurrentVL;
constant integer elements = VL DIV esize;
constant bits(VL) operand1 = Z[n, VL];
constant bits(VL) operand2 = Z[m, VL];
bits(VL) result;
constant integer halfesize = esize DIV 2;

for e = 0 to elements-1
    constant integer element1 = UInt(Elem[operand1, e, esize]);
    constant integer element2 = UInt(Elem[operand2, e, esize]);
    constant integer res = (element1 - element2) >> halfesize;
    Elem[result, 2*e + 0, halfesize] = res<halfesize-1:0>;
    Elem[result, 2*e + 1, halfesize] = Zeros(halfesize);

Z[d, VL] = result;
```

Operational information

If PSTATE.DIT is 1:

- The execution time of this instruction is independent of:
 - The values of the data supplied in any of its registers.
 - The values of the NZCV flags.
- The response of this instruction to asynchronous exceptions does not vary based on:
 - The values of the data supplied in any of its registers.
 - The values of the NZCV flags.

Internal version only: aarchmrs v2025-03_rel, pseudocode v2025-03_rel ; Build timestamp: 2025-03-21T17:41

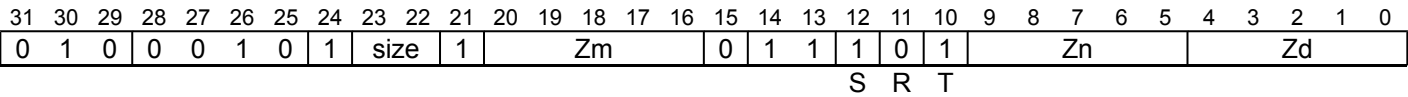
Copyright © 2010-2025 Arm Limited or its affiliates. All rights reserved. This document is Non-Confidential.

SUBHNT

Subtract narrow high part (top)

Subtract each vector element of the second source vector from the corresponding vector element in the first source vector, and place the most significant half of the result in the odd-numbered half-width destination elements, leaving the even-numbered elements unchanged. This instruction is unpredicated.

SVE2
(FEAT_SVE2 || FEAT_SME)



Encoding

SUBHNT <Zd>.<T>, <Zn>.<Tb>, <Zm>.<Tb>

Decode for this encoding

```
if !IsFeatureImplemented(FEAT_SVE2) && !IsFeatureImplemented(FEAT_SME) then
    EndOfDecode(Decode_UNDEF);
if size == '00' then EndOfDecode(Decode_UNDEF);
constant integer esize = 8 << UInt(size);
constant integer n = UInt(Zn);
constant integer m = UInt(Zm);
constant integer d = UInt(Zd);
```

Assembler Symbols

<Zd> Is the name of the destination scalable vector register, encoded in the "Zd" field.

<T> Is the size specifier, encoded in “size”:

size	<T>
00	RESERVED
01	B
10	H
11	S

<Zn> Is the name of the first source scalable vector register, encoded in the "Zn" field.

<Tb> Is the size specifier, encoded in “size”:

size	<Tb>
00	RESERVED
01	H
10	S
11	D

<Zm> Is the name of the second source scalable vector register, encoded in the "Zm" field.

Operation

```
CheckSVEEnabled();
constant integer VL = CurrentVL;
constant integer elements = VL DIV esize;
constant bits(VL) operand1 = Z[n, VL];
constant bits(VL) operand2 = Z[m, VL];
bits(VL) result = Z[d, VL];
constant integer halfesize = esize DIV 2;

for e = 0 to elements-1
    constant integer element1 = UInt(Elem[operand1, e, esize]);
    constant integer element2 = UInt(Elem[operand2, e, esize]);
    constant integer res = (element1 - element2) >> halfesize;
    Elem[result, 2*e + 1, halfesize] = res<halfesize-1:0>;

Z[d, VL] = result;
```

Operational information

If PSTATE.DIT is 1:

- The execution time of this instruction is independent of:
 - The values of the data supplied in any of its registers.
 - The values of the NZCV flags.
- The response of this instruction to asynchronous exceptions does not vary based on:
 - The values of the data supplied in any of its registers.
 - The values of the NZCV flags.

Internal version only: aarchmrs v2025-03_rel, pseudocode v2025-03_rel ; Build timestamp: 2025-03-21T17:41

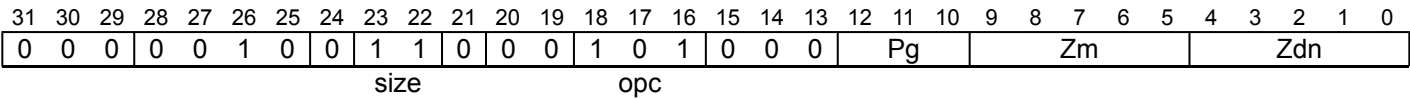
Copyright © 2010-2025 Arm Limited or its affiliates. All rights reserved. This document is Non-Confidential.

SUBPT (predicated)

Subtract checked pointer vectors (predicated)

Subtract with pointer check active elements of the second source vector from corresponding elements of the first source vector and destructively place the results in the corresponding elements of the first source vector. Inactive elements in the destination vector register remain unmodified. This instruction is illegal when executed in Streaming SVE mode, unless FEAT_SME_FA64 is implemented and enabled.

SVE2 (FEAT_SVE && FEAT_CPA)



Encoding

SUBPT <Zdn>.D, <Pg>/M, <Zdn>.D, <Zm>.D

Decode for this encoding

```
if !IsFeatureImplemented(FEAT_SVE) || !IsFeatureImplemented(FEAT_CPA) then
    EndOfDecode(Decode_UNDEF);
constant integer g = UInt(Pg);
constant integer dn = UInt(Zdn);
constant integer m = UInt(Zm);
```

Assembler Symbols

- <Zdn> Is the name of the first source and destination scalable vector register, encoded in the "Zdn" field.
- <Pg> Is the name of the governing scalable predicate register P0-P7, encoded in the "Pg" field.
- <Zm> Is the name of the second source scalable vector register, encoded in the "Zm" field.

Operation

```
CheckNonStreamingSVEEnabled();
constant integer VL = CurrentVL;
constant integer PL = VL DIV 8;
constant integer elements = VL DIV 64;
constant bits(PL) mask = P[g, PL];
constant bits(VL) operand1 = Z[dn, VL];
constant bits(VL) operand2 = if AnyActiveElement(mask, 64) then Z[m, VL] else Zeros(VL);
bits(VL) result;

for e = 0 to elements-1
    constant bits(64) element1 = Elem[operand1, e, 64];
    constant bits(64) element2 = Elem[operand2, e, 64];
    if ActivePredicateElement(mask, e, 64) then
        constant bits(64) res = element1 - element2;
        Elem[result, e, 64] = PointerAddCheck(res, element1);
    else
        Elem[result, e, 64] = Elem[operand1, e, 64];

Z[dn, VL] = result;
```

Operational information

This instruction might be immediately preceded in program order by a MOVPRFX instruction. The MOVPRFX must conform to all of the following requirements, otherwise the behavior of the MOVPRFX and this instruction is CONSTRAINED UNPREDICTABLE:

- The MOVPRFX can be predicated or unpredicated.

- A predicated `MOVPRFX` must use the same governing predicate register as this instruction.
- A predicated `MOVPRFX` must use the larger of the destination element size and first source element size in the preferred disassembly of this instruction.
- The `MOVPRFX` must specify the same destination register as this instruction.
- The destination register must not refer to architectural register state referenced by any other source operand register of this instruction.

Internal version only: aarchmrs v2025-03_rel, pseudocode v2025-03_rel ; Build timestamp: 2025-03-21T17:41

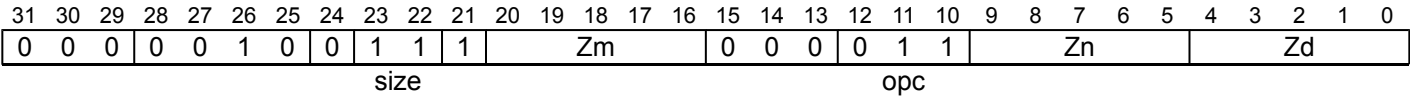
Copyright © 2010-2025 Arm Limited or its affiliates. All rights reserved. This document is Non-Confidential.

SUBPT (unpredicated)

Subtract checked pointer vectors (unpredicated)

Subtract with pointer check all elements of the second source vector from corresponding elements of the first source vector and place the results in the corresponding elements of the destination vector. This instruction is unpredicated.
This instruction is illegal when executed in Streaming SVE mode, unless FEAT_SME_FA64 is implemented and enabled.

SVE2 (FEAT_SVE && FEAT_CPA)



Encoding

SUBPT <Zd>.D, <Zn>.D, <Zm>.D

Decode for this encoding

```
if !IsFeatureImplemented(FEAT_SVE) || !IsFeatureImplemented(FEAT_CPA) then
    EndOfDecode(Decode_UNDEF);
constant integer n = UInt(Zn);
constant integer m = UInt(Zm);
constant integer d = UInt(Zd);
```

Assembler Symbols

- <Zd> Is the name of the destination scalable vector register, encoded in the "Zd" field.
- <Zn> Is the name of the first source scalable vector register, encoded in the "Zn" field.
- <Zm> Is the name of the second source scalable vector register, encoded in the "Zm" field.

Operation

```
CheckNonStreamingSVEEnabled();
constant integer VL = CurrentVL;
constant integer elements = VL DIV 64;
constant bits(VL) operand1 = Z[n, VL];
constant bits(VL) operand2 = Z[m, VL];
bits(VL) result;

for e = 0 to elements-1
    constant bits(64) element1 = Elem[operand1, e, 64];
    constant bits(64) element2 = Elem[operand2, e, 64];
    constant bits(64) res = element1 - element2;
    Elem[result, e, 64] = PointerAddCheck(res, element1);

Z[d, VL] = result;
```

SUBR (immediate)

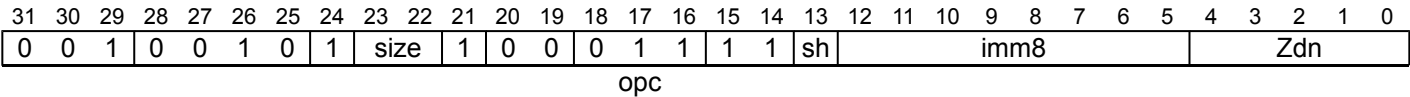
Reversed subtract from immediate (unpredicated)

Reversed subtract from an unsigned immediate each element of the source vector, and destructively place the results in the corresponding elements of the source vector. This instruction is unpredicated.

The immediate is an unsigned value in the range 0 to 255, and for element widths of 16 bits or higher it may also be a positive multiple of 256 in the range 256 to 65280.

The immediate is encoded in 8 bits with an optional left shift by 8. The preferred disassembly when the shift option is specified is "<uimm8>, LSL #8". However an assembler and disassembler may also allow use of the shifted 16-bit value unless the immediate is 0 and the shift amount is 8, which must be unambiguously described as "#0, LSL #8".

SVE
(FEAT_SVE || FEAT_SME)



Encoding

SUBR <Zdn>.<T>, <Zdn>.<T>, #<imm>{, <shift>}

Decode for this encoding

```
if !IsFeatureImplemented(FEAT_SVE) && !IsFeatureImplemented(FEAT_SME) then
    EndOfDecode(Decode_UNDEF);
if size:sh == '001' then EndOfDecode(Decode_UNDEF);
constant integer esize = 8 << UInt(size);
constant integer dn = UInt(Zdn);
integer imm = UInt(imm8);
if sh == '1' then imm = imm << 8;
```

Assembler Symbols

<Zdn> Is the name of the source and destination scalable vector register, encoded in the "Zdn" field.

<T> Is the size specifier, encoded in "size":

size	<T>
00	B
01	H
10	S
11	D

<imm> Is an unsigned immediate in the range 0 to 255, encoded in the "imm8" field.

<shift> Is the optional left shift to apply to the immediate, defaulting to LSL #0 and encoded in "sh":

sh	<shift>
0	LSL #0
1	LSL #8

Operation

```
CheckSVEEnabled();
constant integer VL = CurrentVL;
constant integer elements = VL DIV esize;
constant bits(VL) operand1 = Z[dn, VL];
bits(VL) result;

for e = 0 to elements-1
    constant integer element1 = UInt(Elem[operand1, e, esize]);
    Elem[result, e, esize] = (imm - element1)<esize-1:0>;

Z[dn, VL] = result;
```

Operational information

If PSTATE.DIT is 1:

- The execution time of this instruction is independent of:
 - The values of the data supplied in any of its registers.
 - The values of the NZCV flags.
- The response of this instruction to asynchronous exceptions does not vary based on:
 - The values of the data supplied in any of its registers.
 - The values of the NZCV flags.

This instruction might be immediately preceded in program order by a MOVPRFX instruction. The MOVPRFX must conform to all of the following requirements, otherwise the behavior of the MOVPRFX and this instruction is CONSTRAINED UNPREDICTABLE:

- The MOVPRFX must be unpredicated.
- The MOVPRFX must specify the same destination register as this instruction.
- The destination register must not refer to architectural register state referenced by any other source operand register of this instruction.

Internal version only: aarchmrs v2025-03_rel, pseudocode v2025-03_rel ; Build timestamp: 2025-03-21T17:41

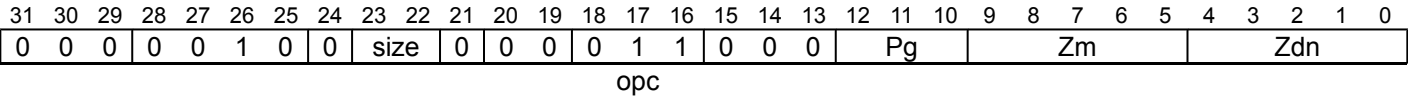
Copyright © 2010-2025 Arm Limited or its affiliates. All rights reserved. This document is Non-Confidential.

SUBR (vectors)

Reversed subtract vectors (predicated)

Reversed subtract active elements of the first source vector from corresponding elements of the second source vector and destructively place the results in the corresponding elements of the first source vector. Inactive elements in the destination vector register remain unmodified.

SVE (FEAT_SVE || FEAT_SME)



Encoding

SUBR <Zdn>.<T>, <Pg>/M, <Zdn>.<T>, <Zm>.<T>

Decode for this encoding

```
if !IsFeatureImplemented(FEAT_SVE) && !IsFeatureImplemented(FEAT_SME) then
    EndOfDecode(Decode_UNDEF);
constant integer esize = 8 << UInt(size);
constant integer g = UInt(Pg);
constant integer dn = UInt(Zdn);
constant integer m = UInt(Zm);
```

Assembler Symbols

<Zdn> Is the name of the first source and destination scalable vector register, encoded in the "Zdn" field.

<T> Is the size specifier, encoded in "size":

size	<T>
00	B
01	H
10	S
11	D

<Pg> Is the name of the governing scalable predicate register P0-P7, encoded in the "Pg" field.

<Zm> Is the name of the second source scalable vector register, encoded in the "Zm" field.

Operation

```
CheckSVEEnabled();
constant integer VL = CurrentVL;
constant integer PL = VL DIV 8;
constant integer elements = VL DIV esize;
constant bits(PL) mask = P[g, PL];
constant bits(VL) operand1 = Z[dn, VL];
constant bits(VL) operand2 = if AnyActiveElement(mask, esize) then Z[m, VL] else Zeros(VL);
bits(VL) result;

for e = 0 to elements-1
    constant bits(esize) element1 = Elem[operand1, e, esize];
    constant bits(esize) element2 = Elem[operand2, e, esize];
    if ActivePredicateElement(mask, e, esize) then
        Elem[result, e, esize] = element2 - element1;
    else
        Elem[result, e, esize] = Elem[operand1, e, esize];

Z[dn, VL] = result;
```

Operational information

If PSTATE.DIT is 1:

- The execution time of this instruction is independent of:
 - The values of the data supplied in any of its operand registers when its governing predicate register contains the same value for each execution.
 - The values of the NZCV flags.
- The response of this instruction to asynchronous exceptions does not vary based on:
 - The values of the data supplied in any of its operand registers when its governing predicate register contains the same value for each execution.
 - The values of the NZCV flags.

This instruction might be immediately preceded in program order by a MOVPRFX instruction. The MOVPRFX must conform to all of the following requirements, otherwise the behavior of the MOVPRFX and this instruction is CONSTRAINED UNPREDICTABLE:

- The MOVPRFX can be predicated or unpredicated.
- A predicated MOVPRFX must use the same governing predicate register as this instruction.
- A predicated MOVPRFX must use the larger of the destination element size and first source element size in the preferred disassembly of this instruction.
- The MOVPRFX must specify the same destination register as this instruction.
- The destination register must not refer to architectural register state referenced by any other source operand register of this instruction.

Internal version only: aarchmrs v2025-03_rel, pseudocode v2025-03_rel ; Build timestamp: 2025-03-21T17:41

Copyright © 2010-2025 Arm Limited or its affiliates. All rights reserved. This document is Non-Confidential.

SUDOT

Signed by unsigned 8-bit integer indexed dot product to 32-bit integer

The signed by unsigned integer indexed dot product instruction computes the dot product of a group of four signed 8-bit integer values held in each 32-bit element of the first source vector multiplied by a group of four unsigned 8-bit integer values in an indexed 32-bit element of the second source vector, and then destructively adds the widened dot product to the corresponding 32-bit element of the destination vector.

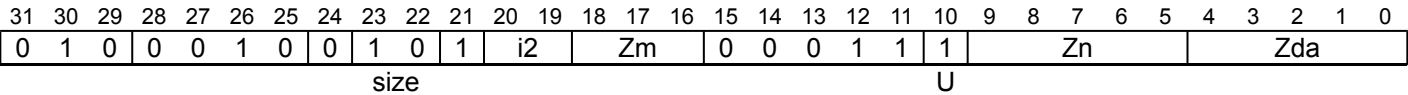
The groups within the second source vector are specified using an immediate index which selects the same group position within each 128-bit vector segment. The index range is from 0 to 3.

This instruction is unpredicated.

ID_AA64ZFR0_EL1.I8MM indicates whether this instruction is implemented.

SVE

((FEAT_SVE || FEAT_SME) && FEAT_I8MM)



Encoding

SUDOT <Zda>.S, <Zn>.B, <Zm>.B[<imm>]

Decode for this encoding

```
if ((!IsFeatureImplemented(FEAT_SVE) && !IsFeatureImplemented(FEAT_SME)) ||
    !IsFeatureImplemented(FEAT_I8MM)) then EndOfDecode(Decode_UNDEF);
constant integer esize = 32;
constant integer index = UInt(i2);
constant integer n = UInt(Zn);
constant integer m = UInt(Zm);
constant integer da = UInt(Zda);
```

Assembler Symbols

- <Zda> Is the name of the third source and destination scalable vector register, encoded in the "Zda" field.
- <Zn> Is the name of the first source scalable vector register, encoded in the "Zn" field.
- <Zm> Is the name of the second source scalable vector register Z0-Z7, encoded in the "Zm" field.
- <imm> Is the immediate index of a 32-bit group of four 8-bit values within each 128-bit vector segment, in the range 0 to 3, encoded in the "i2" field.

Operation

```
CheckSVEEnabled();
constant integer VL = CurrentVL;
constant integer elements = VL DIV esize;
constant integer eltspersegment = 128 DIV esize;
constant bits(VL) operand1 = Z[n, VL];
constant bits(VL) operand2 = Z[m, VL];
constant bits(VL) operand3 = Z[da, VL];
bits(VL) result;

for e = 0 to elements-1
    constant integer segmentbase = e - (e MOD eltspersegment);
    constant integer s = segmentbase + index;
    bits(esize) res = Elem[operand3, e, esize];
    for i = 0 to 3
        constant integer element1 = SInt(Elem[operand1, 4 * e + i, esize DIV 4]);
        constant integer element2 = UInt(Elem[operand2, 4 * s + i, esize DIV 4]);
        res = res + element1 * element2;
    Elem[result, e, esize] = res;

Z[da, VL] = result;
```

Operational information

If PSTATE.DIT is 1:

- The execution time of this instruction is independent of:
 - The values of the data supplied in any of its registers.
 - The values of the NZCV flags.
- The response of this instruction to asynchronous exceptions does not vary based on:
 - The values of the data supplied in any of its registers.
 - The values of the NZCV flags.

This instruction might be immediately preceded in program order by a MOVPRFX instruction. The MOVPRFX must conform to all of the following requirements, otherwise the behavior of the MOVPRFX and this instruction is CONSTRAINED UNPREDICTABLE:

- The MOVPRFX must be unpredicated.
- The MOVPRFX must specify the same destination register as this instruction.
- The destination register must not refer to architectural register state referenced by any other source operand register of this instruction.

Internal version only: aarchmrs v2025-03_rel, pseudocode v2025-03_rel ; Build timestamp: 2025-03-21T17:41

Copyright © 2010-2025 Arm Limited or its affiliates. All rights reserved. This document is Non-Confidential.

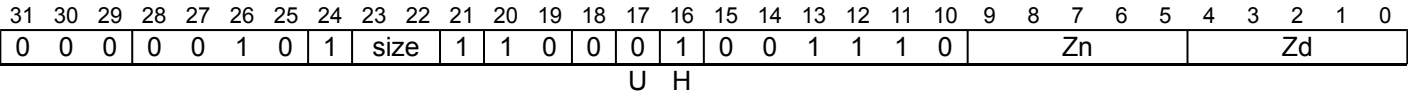
SUNPKHI, SUNPKLO

Signed unpack and extend half of vector

Unpack elements from the lowest or highest half of the source vector and then sign-extend them to place in elements of twice their size within the destination vector. This instruction is unpredicated.

It has encodings from 2 classes: [High half](#) and [Low half](#)

High half (FEAT_SVE || FEAT_SME)



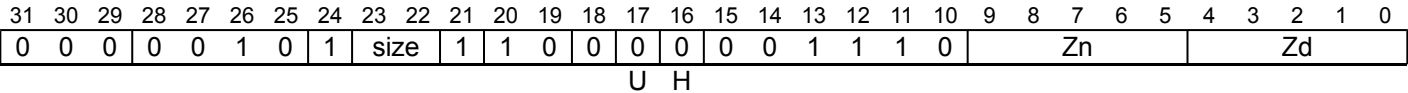
Encoding

SUNPKHI <Zd>.<T>, <Zn>.<Tb>

Decode for this encoding

```
if !IsFeatureImplemented(FEAT_SVE) && !IsFeatureImplemented(FEAT_SME) then
    EndOfDecode(Decode_UNDEF);
if size == '00' then EndOfDecode(Decode_UNDEF);
constant integer esize = 8 << UInt(size);
constant integer n = UInt(Zn);
constant integer d = UInt(Zd);
constant boolean unsigned = FALSE;
constant boolean hi = TRUE;
```

Low half (FEAT_SVE || FEAT_SME)



Encoding

SUNPKLO <Zd>.<T>, <Zn>.<Tb>

Decode for this encoding

```
if !IsFeatureImplemented(FEAT_SVE) && !IsFeatureImplemented(FEAT_SME) then
    EndOfDecode(Decode_UNDEF);
if size == '00' then EndOfDecode(Decode_UNDEF);
constant integer esize = 8 << UInt(size);
constant integer n = UInt(Zn);
constant integer d = UInt(Zd);
constant boolean unsigned = FALSE;
constant boolean hi = FALSE;
```

Assembler Symbols

- <Zd> Is the name of the destination scalable vector register, encoded in the "Zd" field.
- <T> Is the size specifier, encoded in “size”:

size	<T>
00	RESERVED
01	H
10	S
11	D

<Zn> Is the name of the source scalable vector register, encoded in the "Zn" field.

<Tb> Is the size specifier, encoded in "size":

size	<Tb>
00	RESERVED
01	B
10	H
11	S

Operation

```

CheckSVEEnabled();
constant integer VL = CurrentVL;
constant integer elements = VL DIV esize;
constant integer hsize = esize DIV 2;
constant integer offset = if hi then elements else 0;
constant bits(VL) operand = Z[n, VL];
bits(VL) result;

for e = 0 to elements-1
    constant bits(hsize) element = Elem[operand, e + offset, hsize];
    Elem[result, e, esize] = Extend(element, esize, unsigned);

Z[d, VL] = result;

```

Operational information

If PSTATE.DIT is 1:

- The execution time of this instruction is independent of:
 - The values of the data supplied in any of its registers.
 - The values of the NZCV flags.
- The response of this instruction to asynchronous exceptions does not vary based on:
 - The values of the data supplied in any of its registers.
 - The values of the NZCV flags.

Internal version only: aarchmrs v2025-03_rel, pseudocode v2025-03_rel ; Build timestamp: 2025-03-21T17:41

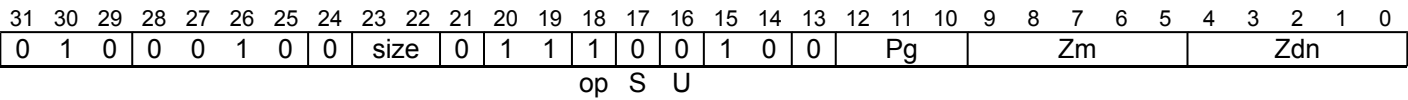
Copyright © 2010-2025 Arm Limited or its affiliates. All rights reserved. This document is Non-Confidential.

SUQADD

Signed saturating addition of unsigned value

Add active unsigned elements of the source vector to the corresponding signed elements of the addend vector, and destructively place the results in the corresponding elements of the addend vector. Each result element is saturated to the N-bit element's signed integer range $-2^{(N-1)}$ to $(2^{(N-1)})-1$. Inactive elements in the destination vector register remain unmodified.

SVE2
(FEAT_SVE2 || FEAT_SME)



Encoding

SUQADD <Zdn>.<T>, <Pg>/M, <Zdn>.<T>, <Zm>.<T>

Decode for this encoding

```
if !IsFeatureImplemented(FEAT_SVE2) && !IsFeatureImplemented(FEAT_SME) then
    EndOfDecode(Decode_UNDEF);
constant integer esize = 8 << UInt(size);
constant integer g = UInt(Pg);
constant integer dn = UInt(Zdn);
constant integer m = UInt(Zm);
```

Assembler Symbols

<Zdn> Is the name of the first source and destination scalable vector register, encoded in the "Zdn" field.

<T> Is the size specifier, encoded in "size":

size	<T>
00	B
01	H
10	S
11	D

<Pg> Is the name of the governing scalable predicate register P0-P7, encoded in the "Pg" field.

<Zm> Is the name of the second source scalable vector register, encoded in the "Zm" field.

Operation

```
CheckSVEEnabled();
constant integer VL = CurrentVL;
constant integer PL = VL DIV 8;
constant integer elements = VL DIV esize;
constant bits(PL) mask = P[g, PL];
constant bits(VL) operand1 = Z[dn, VL];
constant bits(VL) operand2 = if AnyActiveElement(mask, esize) then Z[m, VL] else Zeros(VL);
bits(VL) result;

for e = 0 to elements-1
    constant bits(esize) element1 = Elem[operand1, e, esize];
    constant bits(esize) element2 = Elem[operand2, e, esize];
    if ActivePredicateElement(mask, e, esize) then
        Elem[result, e, esize] = SignedSat(SInt(element1) + UInt(element2), esize);
    else
        Elem[result, e, esize] = Elem[operand1, e, esize];

Z[dn, VL] = result;
```

Operational information

This instruction might be immediately preceded in program order by a MOVPRFX instruction. The MOVPRFX must conform to all of the following requirements, otherwise the behavior of the MOVPRFX and this instruction is CONSTRAINED UNPREDICTABLE:

- The MOVPRFX can be predicated or unpredicated.
- A predicated MOVPRFX must use the same governing predicate register as this instruction.
- A predicated MOVPRFX must use the larger of the destination element size and first source element size in the preferred disassembly of this instruction.
- The MOVPRFX must specify the same destination register as this instruction.
- The destination register must not refer to architectural register state referenced by any other source operand register of this instruction.

Internal version only: aarchmrs v2025-03_rel, pseudocode v2025-03_rel ; Build timestamp: 2025-03-21T17:41

Copyright © 2010-2025 Arm Limited or its affiliates. All rights reserved. This document is Non-Confidential.

SXTB, SXTH, SXTW

Signed byte / halfword / word extend (predicated)

Sign-extend the least-significant sub-element of each active element of the source vector, and place the results in the corresponding elements of the destination vector. Inactive elements in the destination vector register remain unmodified or are set to zero, depending on whether merging or zeroing predication is selected.

It has encodings from 6 classes: [Byte, merging](#) , [Byte, zeroing](#) , [Halfword, merging](#) , [Halfword, zeroing](#) , [Word, merging](#) and [Word, zeroing](#)

Byte, merging
(FEAT_SVE || FEAT_SME)

31	30	29	28	27	26	25	24	23	22	21	20	19	18	17	16	15	14	13	12	11	10	9	8	7	6	5	4	3	2	1	0
0	0	0	0	0	1	0	0	size	0	1	0	0	0	0	0	1	0	1	Pg			Zn			Zd						
M											U																				

Encoding

SXTB <Zd>.<T>, <Pg>/M, <Zn>.<T>

Decode for this encoding

```
if !IsFeatureImplemented(FEAT_SVE) && !IsFeatureImplemented(FEAT_SME) then
    EndOfDecode(Decode_UNDEF);
if size == '00' then EndOfDecode(Decode_UNDEF);
constant integer esize = 8 << UInt(size);
constant integer s_esign = 8;
constant integer g = UInt(Pg);
constant integer n = UInt(Zn);
constant integer d = UInt(Zd);
constant boolean unsigned = FALSE;
constant boolean merging = TRUE;
```

Byte, zeroing
(FEAT_SVE2p2 || FEAT_SME2p2)

31	30	29	28	27	26	25	24	23	22	21	20	19	18	17	16	15	14	13	12	11	10	9	8	7	6	5	4	3	2	1	0
0	0	0	0	0	1	0	0	size	0	0	0	0	0	0	0	1	0	1	Pg			Zn			Zd						
M											U																				

Encoding

SXTB <Zd>.<T>, <Pg>/Z, <Zn>.<T>

Decode for this encoding

```
if !IsFeatureImplemented(FEAT_SVE2p2) && !IsFeatureImplemented(FEAT_SME2p2) then
    EndOfDecode(Decode_UNDEF);
if size == '00' then EndOfDecode(Decode_UNDEF);
constant integer esize = 8 << UInt(size);
constant integer s_esign = 8;
constant integer g = UInt(Pg);
constant integer n = UInt(Zn);
constant integer d = UInt(Zd);
constant boolean unsigned = FALSE;
constant boolean merging = FALSE;
```

Halfword, merging
(FEAT_SVE || FEAT_SME)

31	30	29	28	27	26	25	24	23	22	21	20	19	18	17	16	15	14	13	12	11	10	9	8	7	6	5	4	3	2	1	0
0	0	0	0	0	1	0	0	size	0	1	0	0	1	0	1	0	1		Pg			Zn					Zd				
M										U																					

Encoding

SXTH <Zd>.<T>, <Pg>/M, <Zn>.<T>

Decode for this encoding

```
if !IsFeatureImplemented(FEAT_SVE) && !IsFeatureImplemented(FEAT_SME) then
    EndOfDecode(Decode_UNDEF);
if size IN {'0x'} then EndOfDecode(Decode_UNDEF);
constant integer esize = 8 << UInt(size);
constant integer s_esign = 16;
constant integer g = UInt(Pg);
constant integer n = UInt(Zn);
constant integer d = UInt(Zd);
constant boolean unsigned = FALSE;
constant boolean merging = TRUE;
```

Halfword, zeroing
(FEAT_SVE2p2 || FEAT_SME2p2)

31	30	29	28	27	26	25	24	23	22	21	20	19	18	17	16	15	14	13	12	11	10	9	8	7	6	5	4	3	2	1	0
0	0	0	0	0	1	0	0	size	0	0	0	0	1	0	1	0	1		Pg			Zn				Zd					
M										U																					

Encoding

SXTH <Zd>.<T>, <Pg>/Z, <Zn>.<T>

Decode for this encoding

```
if !IsFeatureImplemented(FEAT_SVE2p2) && !IsFeatureImplemented(FEAT_SME2p2) then
    EndOfDecode(Decode_UNDEF);
if size IN {'0x'} then EndOfDecode(Decode_UNDEF);
constant integer esize = 8 << UInt(size);
constant integer s_esign = 16;
constant integer g = UInt(Pg);
constant integer n = UInt(Zn);
constant integer d = UInt(Zd);
constant boolean unsigned = FALSE;
constant boolean merging = FALSE;
```

Word, merging
(FEAT_SVE || FEAT_SME)

31	30	29	28	27	26	25	24	23	22	21	20	19	18	17	16	15	14	13	12	11	10	9	8	7	6	5	4	3	2	1	0
0	0	0	0	0	1	0	0	size	0	1	0	1	0	0	1	0	1		Pg												
M										U																					

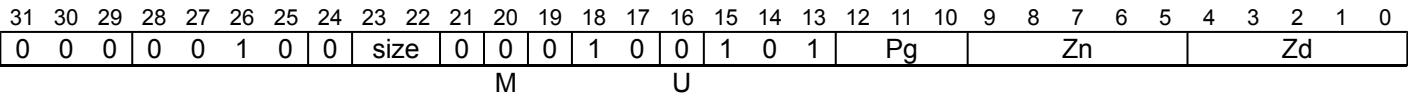
Encoding

SXTW <Zd>.D, <Pg>/M, <Zn>.D

Decode for this encoding

```
if !IsFeatureImplemented(FEAT_SVE) && !IsFeatureImplemented(FEAT_SME) then
    EndOfDecode(Decode_UNDEF);
if size != '11' then EndOfDecode(Decode_UNDEF);
constant integer esize = 8 << UInt(size);
constant integer s_esign = 32;
constant integer g = UInt(Pg);
constant integer n = UInt(Zn);
constant integer d = UInt(Zd);
constant boolean unsigned = FALSE;
constant boolean merging = TRUE;
```

Word, zeroing
(FEAT_SVE2p2 || FEAT_SME2p2)



Encoding

SXTW <Zd>.D, <Pg>/Z, <Zn>.D

Decode for this encoding

```
if !IsFeatureImplemented(FEAT_SVE2p2) && !IsFeatureImplemented(FEAT_SME2p2) then
    EndOfDecode(Decode_UNDEF);
if size != '11' then EndOfDecode(Decode_UNDEF);
constant integer esize = 8 << UInt(size);
constant integer s_esign = 32;
constant integer g = UInt(Pg);
constant integer n = UInt(Zn);
constant integer d = UInt(Zd);
constant boolean unsigned = FALSE;
constant boolean merging = FALSE;
```

Assembler Symbols

<Zd> Is the name of the destination scalable vector register, encoded in the "Zd" field.

<T> For the "Byte, merging" and "Byte, zeroing" variants: is the size specifier, encoded in "size":

size	<T>
00	RESERVED
01	H
10	S
11	D

For the "Halfword, merging" and "Halfword, zeroing" variants: is the size specifier, encoded in "size<0>":

size<0>	<T>
0	S
1	D

<Pg> Is the name of the governing scalable predicate register P0-P7, encoded in the "Pg" field.

<Zn> Is the name of the source scalable vector register, encoded in the "Zn" field.

Operation

```
CheckSVEEnabled();
constant integer VL = CurrentVL;
constant integer PL = VL DIV 8;
constant integer elements = VL DIV esize;
constant bits(PL) mask = P[g, PL];
constant bits(VL) operand = if AnyActiveElement(mask, esize) then Z[n, VL] else Zeros(VL);
bits(VL) result = if merging then Z[d, VL] else Zeros(VL);

for e = 0 to elements-1
    if ActivePredicateElement(mask, e, esize) then
        constant bits(esize) element = Elem[operand, e, esize];
        Elem[result, e, esize] = Extend(element<s_esize-1:0>, esize, unsigned);

Z[d, VL] = result;
```

Operational information

If PSTATE.DIT is 1:

- The execution time of this instruction is independent of:
 - The values of the data supplied in any of its operand registers when its governing predicate register contains the same value for each execution.
 - The values of the NZCV flags.
- The response of this instruction to asynchronous exceptions does not vary based on:
 - The values of the data supplied in any of its operand registers when its governing predicate register contains the same value for each execution.
 - The values of the NZCV flags.

The merging variant of this instruction might be immediately preceded in program order by a MOVPRFX instruction. The MOVPRFX must conform to all of the following requirements, otherwise the behavior of the MOVPRFX and the merging variant of this instruction is CONSTRAINED

UNPREDICTABLE:

- The MOVPRFX can be predicated or unpredicated.
- A predicated MOVPRFX must use the same governing predicate register as the merging variant this instruction.
- A predicated MOVPRFX must use the larger of the destination element size and first source element size in the preferred disassembly of the merging variant of this instruction.
- The MOVPRFX must specify the same destination register as the merging variant of this instruction.
- The destination register must not refer to architectural register state referenced by any other source operand register of the merging variant of this instruction.

Internal version only: aarchmrs v2025-03_rel, pseudocode v2025-03_rel ; Build timestamp: 2025-03-21T17:41

Copyright © 2010-2025 Arm Limited or its affiliates. All rights reserved. This document is Non-Confidential.

TBL

Programmable table lookup in one or two vector table (zeroing)

Reads each element of the second source (index) vector and uses its value to select an indexed element from a table of elements consisting of one or two consecutive vector registers, where the first or only vector holds the lower numbered elements, and places the indexed table element in the destination vector element corresponding to the index vector element. If an index value is greater than or equal to the number of vector elements then it places zero in the corresponding destination vector element.

Since the index values can select any element in a vector this operation is not naturally vector length agnostic.

It has encodings from 2 classes: [Single register table](#) and [Two register table](#)

Single register table
(FEAT_SVE || FEAT_SME)

31	30	29	28	27	26	25	24	23	22	21	20	19	18	17	16	15	14	13	12	11	10	9	8	7	6	5	4	3	2	1	0
0	0	0	0	0	1	0	1	size	1	Zm						0	0	1	1	0	0	Zn						Zd			

Encoding

TBL <Zd>.<T>, { <Zn>.<T> }, <Zm>.<T>

Decode for this encoding

```
if !IsFeatureImplemented(FEAT_SVE) && !IsFeatureImplemented(FEAT_SME) then
    EndOfDecode(Decode_UNDEF);
constant integer esize = 8 << UInt(size);
constant integer n = UInt(Zn);
constant integer m = UInt(Zm);
constant integer d = UInt(Zd);
constant boolean double_table = FALSE;
```

Two register table
(FEAT_SVE2 || FEAT_SME)

31	30	29	28	27	26	25	24	23	22	21	20	19	18	17	16	15	14	13	12	11	10	9	8	7	6	5	4	3	2	1	0
0	0	0	0	0	1	0	1	size	1	Zm						0	0	1	0	1	0	Zn						Zd			
op																															

Encoding

TBL <Zd>.<T>, { <Zn1>.<T>, <Zn2>.<T> }, <Zm>.<T>

Decode for this encoding

```
if !IsFeatureImplemented(FEAT_SVE2) && !IsFeatureImplemented(FEAT_SME) then
    EndOfDecode(Decode_UNDEF);
constant integer esize = 8 << UInt(size);
constant integer n = UInt(Zn);
constant integer m = UInt(Zm);
constant integer d = UInt(Zd);
constant boolean double_table = TRUE;
```

Assembler Symbols

<Zd> Is the name of the destination scalable vector register, encoded in the "Zd" field.

<T> Is the size specifier, encoded in "size":

size	<T>
00	B
01	H
10	S
11	D

- <Zn> Is the name of the first source scalable vector register, encoded in the "Zn" field.
- <Zm> Is the name of the second source scalable vector register, encoded in the "Zm" field.
- <Zn1> Is the name of the first scalable vector register of the first source multi-vector group, encoded in the "Zn" field.
- <Zn2> Is the name of the second scalable vector register of the first source multi-vector group, encoded in the "Zn" field.

Operation

```

CheckSVEEnabled();
constant integer VL = CurrentVL;
constant integer elements = VL DIV esize;
constant bits(VL) indexes = Z[m, VL];
bits(VL) result;
constant integer table_size = if double_table then VL*2 else VL;
constant integer table_elems = table_size DIV esize;
bits(table_size) table;

if double_table then
    constant bits(VL) top = Z[(n + 1) MOD 32, VL];
    constant bits(VL) bottom = Z[n, VL];
    table = (top:bottom)<table_size-1:0>;
else
    table = Z[n, table_size];

for e = 0 to elements-1
    constant integer idx = UInt(Elem[indexes, e, esize]);
    Elem[result, e, esize] = if idx < table_elems then Elem[table, idx, esize] else Zeros(esize);

Z[d, VL] = result;

```

Operational information

If PSTATE.DIT is 1:

- The execution time of this instruction is independent of:
 - The values of the data supplied in any of its registers.
 - The values of the NZCV flags.
- The response of this instruction to asynchronous exceptions does not vary based on:
 - The values of the data supplied in any of its registers.
 - The values of the NZCV flags.

Internal version only: aarchmrs v2025-03_rel, pseudocode v2025-03_rel ; Build timestamp: 2025-03-21T17:41

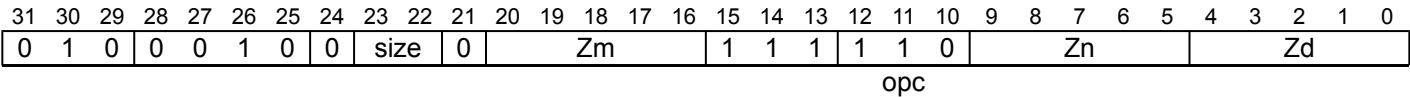
Copyright © 2010-2025 Arm Limited or its affiliates. All rights reserved. This document is Non-Confidential.

TBLQ

Programmable table lookup within each quadword vector segment (zeroing)

For each 128-bit destination vector segment, reads each element of the corresponding second source (index) vector segment and uses its value to select an indexed element from the corresponding first source (table) vector segment. The indexed table element is placed in the element of the destination vector that corresponds to the index vector element. If an index value is greater than or equal to the number of elements in a 128-bit vector segment then it places zero in the corresponding destination vector element. This instruction is unpredicated.

SVE2
(FEAT_SVE2p1 || FEAT_SME2p1)



Encoding

TBLQ <Zd>.<T>, { <Zn>.<T> }, <Zm>.<T>

Decode for this encoding

```
if !IsFeatureImplemented(FEAT_SVE2p1) && !IsFeatureImplemented(FEAT_SME2p1) then
    EndOfDecode(Decode_UNDEF);
constant integer esize = 8 << UInt(size);
constant integer n = UInt(Zn);
constant integer m = UInt(Zm);
constant integer d = UInt(Zd);
```

Assembler Symbols

<Zd> Is the name of the destination scalable vector register, encoded in the "Zd" field.

<T> Is the size specifier, encoded in "size":

size	<T>
00	B
01	H
10	S
11	D

<Zn> Is the name of the first source scalable vector register, encoded in the "Zn" field.

<Zm> Is the name of the second source scalable vector register, encoded in the "Zm" field.

Operation

```
CheckSVEEnabled();
constant integer VL = CurrentVL;
constant integer segments = VL DIV 128;
constant integer elements = 128 DIV esize;
constant bits(VL) operand1 = Z[n, VL];
constant bits(VL) operand2 = Z[m, VL];
bits(VL) result;

for s = 0 to segments-1
    for e = 0 to elements-1
        constant integer idx = UInt(Elem[operand2, s * elements + e, esize]);
        if idx < elements then
            Elem[result, s * elements + e, esize] = Elem[operand1, s * elements + idx, esize];
        else
            Elem[result, s * elements + e, esize] = Zeros(esize);

Z[d, VL] = result;
```

Operational information

If PSTATE.DIT is 1:

- The execution time of this instruction is independent of:
 - The values of the data supplied in any of its registers.
 - The values of the NZCV flags.
- The response of this instruction to asynchronous exceptions does not vary based on:
 - The values of the data supplied in any of its registers.
 - The values of the NZCV flags.

Internal version only: aarchmrs v2025-03_rel, pseudocode v2025-03_rel ; Build timestamp: 2025-03-21T17:41

Copyright © 2010-2025 Arm Limited or its affiliates. All rights reserved. This document is Non-Confidential.

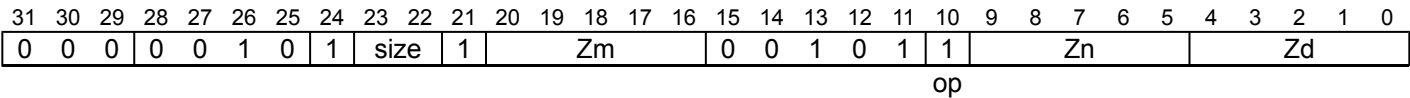
TBX

Programmable table lookup in single vector table (merging)

Reads each element of the second source (index) vector and uses its value to select an indexed element from a table of elements in the first source vector, and places the indexed element in the destination vector element corresponding to the index vector element. If an index value is greater than or equal to the number of vector elements then the corresponding destination vector element is left unchanged.

Since the index values can select any element in a vector this operation is not naturally vector length agnostic.

SVE2
(FEAT_SVE2 || FEAT_SME)



Encoding

TBX <Zd>.<T>, <Zn>.<T>, <Zm>.<T>

Decode for this encoding

```
if !IsFeatureImplemented(FEAT_SVE2) && !IsFeatureImplemented(FEAT_SME) then
    EndOfDecode(Decode_UNDEF);
constant integer esize = 8 << UInt(size);
constant integer n = UInt(Zn);
constant integer m = UInt(Zm);
constant integer d = UInt(Zd);
```

Assembler Symbols

<Zd> Is the name of the destination scalable vector register, encoded in the "Zd" field.

<T> Is the size specifier, encoded in "size":

size	<T>
00	B
01	H
10	S
11	D

<Zn> Is the name of the first source scalable vector register, encoded in the "Zn" field.

<Zm> Is the name of the second source scalable vector register, encoded in the "Zm" field.

Operation

```
CheckSVEEnabled();
constant integer VL = CurrentVL;
constant integer elements = VL DIV esize;
constant bits(VL) operand1 = Z[n, VL];
constant bits(VL) operand2 = Z[m, VL];
bits(VL) result = Z[d, VL];

for e = 0 to elements-1
    constant integer element2 = UInt(Elem[operand2, e, esize]);
    if element2 < elements then
        Elem[result, e, esize] = Elem[operand1, element2, esize];
Z[d, VL] = result;
```

Operational information

If PSTATE.DIT is 1:

- The execution time of this instruction is independent of:
 - The values of the data supplied in any of its registers.
 - The values of the NZCV flags.
- The response of this instruction to asynchronous exceptions does not vary based on:
 - The values of the data supplied in any of its registers.
 - The values of the NZCV flags.

Internal version only: aarchmrs v2025-03_rel, pseudocode v2025-03_rel ; Build timestamp: 2025-03-21T17:41

Copyright © 2010-2025 Arm Limited or its affiliates. All rights reserved. This document is Non-Confidential.

TBXQ

Programmable table lookup within each quadword vector segment (merging)

For each 128-bit destination vector segment, reads each element of the corresponding second source (index) vector segment and uses its value to select an indexed element from the corresponding first source (table) vector segment. The indexed table element is placed in the element of the destination vector that corresponds to the index vector element. If an index value is greater than or equal to the number of elements in a 128-bit vector segment then the corresponding destination vector element is left unchanged. This instruction is unpredicated.

SVE2
(FEAT_SVE2p1 || FEAT_SME2p1)

31	30	29	28	27	26	25	24	23	22	21	20	19	18	17	16	15	14	13	12	11	10	9	8	7	6	5	4	3	2	1	0
0	0	0	0	0	1	0	1	size	1				Zm			0	0	1	1	0	1				Zn				Zd		

Encoding

TBXQ <Zd>.<T>, <Zn>.<T>, <Zm>.<T>

Decode for this encoding

```
if !IsFeatureImplemented(FEAT_SVE2p1) && !IsFeatureImplemented(FEAT_SME2p1) then
    EndOfDecode(Decode_UNDEF);
constant integer esize = 8 << UInt(size);
constant integer n = UInt(Zn);
constant integer m = UInt(Zm);
constant integer d = UInt(Zd);
```

Assembler Symbols

<Zd> Is the name of the destination scalable vector register, encoded in the "Zd" field.

<T> Is the size specifier, encoded in "size":

size	<T>
00	B
01	H
10	S
11	D

<Zn> Is the name of the first source scalable vector register, encoded in the "Zn" field.

<Zm> Is the name of the second source scalable vector register, encoded in the "Zm" field.

Operation

```
CheckSVEEnabled();
constant integer VL = CurrentVL;
constant integer segments = VL DIV 128;
constant integer elements = 128 DIV esize;
constant bits(VL) operand1 = Z[n, VL];
constant bits(VL) operand2 = Z[m, VL];
bits(VL) result = Z[d, VL];

for s = 0 to segments-1
    for e = 0 to elements-1
        constant integer idx = UInt(Elem[operand2, s * elements + e, esize]);
        if idx < elements then
            Elem[result, s * elements + e, esize] = Elem[operand1, s * elements + idx, esize];
Z[d, VL] = result;
```

Operational information

If PSTATE.DIT is 1:

- The execution time of this instruction is independent of:
 - The values of the data supplied in any of its registers.
 - The values of the NZCV flags.
- The response of this instruction to asynchronous exceptions does not vary based on:
 - The values of the data supplied in any of its registers.
 - The values of the NZCV flags.

Internal version only: aarchmrs v2025-03_rel, pseudocode v2025-03_rel ; Build timestamp: 2025-03-21T17:41

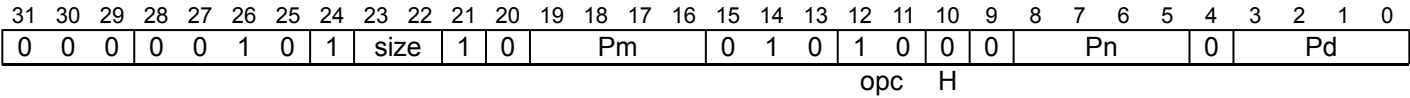
Copyright © 2010-2025 Arm Limited or its affiliates. All rights reserved. This document is Non-Confidential.

TRN1, TRN2 (predicates)

Interleave even or odd elements from two predicates

Interleave alternating even or odd-numbered elements from the first and second source predicates and place in elements of the destination predicate. This instruction is unpredicated.
It has encodings from 2 classes: [Even](#) and [Odd](#)

Even (FEAT_SVE || FEAT_SME)



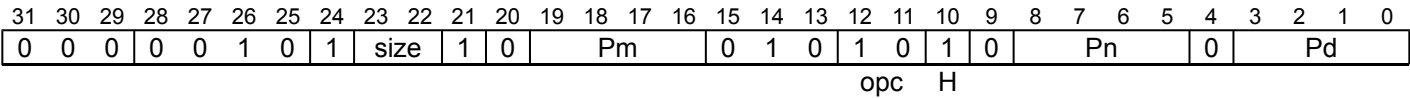
Encoding

TRN1 <Pd>.<T>, <Pn>.<T>, <Pm>.<T>

Decode for this encoding

```
if !IsFeatureImplemented(FEAT_SVE) && !IsFeatureImplemented(FEAT_SME) then
    EndOfDecode(Decode_UNDEF);
constant integer esize = 8 << UInt(size);
constant integer n = UInt(Pn);
constant integer m = UInt(Pm);
constant integer d = UInt(Pd);
constant integer part = 0;
```

Odd (FEAT_SVE || FEAT_SME)



Encoding

TRN2 <Pd>.<T>, <Pn>.<T>, <Pm>.<T>

Decode for this encoding

```
if !IsFeatureImplemented(FEAT_SVE) && !IsFeatureImplemented(FEAT_SME) then
    EndOfDecode(Decode_UNDEF);
constant integer esize = 8 << UInt(size);
constant integer n = UInt(Pn);
constant integer m = UInt(Pm);
constant integer d = UInt(Pd);
constant integer part = 1;
```

Assembler Symbols

- <Pd> Is the name of the destination scalable predicate register, encoded in the "Pd" field.
- <T> Is the size specifier, encoded in “size”:

size	<T>
00	B
01	H
10	S
11	D

- <Pn> Is the name of the first source scalable predicate register, encoded in the "Pn" field.
- <Pm> Is the name of the second source scalable predicate register, encoded in the "Pm" field.

Operation

```

CheckSVEEnabled();
constant integer VL = CurrentVL;
constant integer PL = VL DIV 8;
constant integer pairs = VL DIV (esize * 2);
constant bits(PL) operand1 = P[n, PL];
constant bits(PL) operand2 = P[m, PL];
bits(PL) result;

for p = 0 to pairs-1
    Elem[result, 2*p+0, esize DIV 8] = Elem[operand1, 2*p+part, esize DIV 8];
    Elem[result, 2*p+1, esize DIV 8] = Elem[operand2, 2*p+part, esize DIV 8];

P[d, PL] = result;

```

Operational information

If PSTATE.DIT is 1:

- The execution time of this instruction is independent of:
 - The values of the data supplied in any of its registers.
 - The values of the NZCV flags.
- The response of this instruction to asynchronous exceptions does not vary based on:
 - The values of the data supplied in any of its registers.
 - The values of the NZCV flags.

Internal version only: aarchmrs v2025-03_rel, pseudocode v2025-03_rel ; Build timestamp: 2025-03-21T17:41

Copyright © 2010-2025 Arm Limited or its affiliates. All rights reserved. This document is Non-Confidential.

TRN1, TRN2 (vectors)

Interleave even or odd elements from two vectors

Interleave alternating even or odd-numbered elements from the first and second source vectors and place in elements of the destination vector. This instruction is unpredicated.

The 128-bit element variant requires that the Effective SVE vector length is at least 256 bits. ID_AA64ZFR0_EL1.F64MM indicates whether the 128-bit element variant is implemented. The 128-bit element variant is illegal when executed in Streaming SVE mode, unless FEAT_SME_FA64 is implemented and enabled.

It has encodings from 4 classes: [Even](#), [Even \(quadwords\)](#), [Odd](#) and [Odd \(quadwords\)](#)

Even

(FEAT_SVE || FEAT_SME)

31	30	29	28	27	26	25	24	23	22	21	20	19	18	17	16	15	14	13	12	11	10	9	8	7	6	5	4	3	2	1	0		
0	0	0	0	0	1	0	1	size	1	Zm						0	1	1	1	0	0	Zn						Zd					
																						H											

Encoding

TRN1 [<Zd>.<T>](#), [<Zn>.<T>](#), [<Zm>.<T>](#)

Decode for this encoding

```
if !IsFeatureImplemented(FEAT_SVE) && !IsFeatureImplemented(FEAT_SME) then
    EndOfDecode(Decode_UNDEF);
constant integer esize = 8 << UInt(size);
constant integer n = UInt(Zn);
constant integer m = UInt(Zm);
constant integer d = UInt(Zd);
constant integer part = 0;
```

Even (quadwords)

(FEAT_F64MM)

31	30	29	28	27	26	25	24	23	22	21	20	19	18	17	16	15	14	13	12	11	10	9	8	7	6	5	4	3	2	1	0		
0	0	0	0	0	1	0	1	1	0	1	Zm				0	0	0	1	1	0	Zn				Zd								
																						opc		H									

Encoding

TRN1 [<Zd>.Q](#), [<Zn>.Q](#), [<Zm>.Q](#)

Decode for this encoding

```
if !IsFeatureImplemented(FEAT_F64MM) then EndOfDecode(Decode_UNDEF);
constant integer esize = 128;
constant integer n = UInt(Zn);
constant integer m = UInt(Zm);
constant integer d = UInt(Zd);
constant integer part = 0;
```

Odd

(FEAT_SVE || FEAT_SME)

31	30	29	28	27	26	25	24	23	22	21	20	19	18	17	16	15	14	13	12	11	10	9	8	7	6	5	4	3	2	1	0		
0	0	0	0	0	1	0	1	size	1	Zm						0	1	1	1	0	1	Zn						Zd					
																						H											

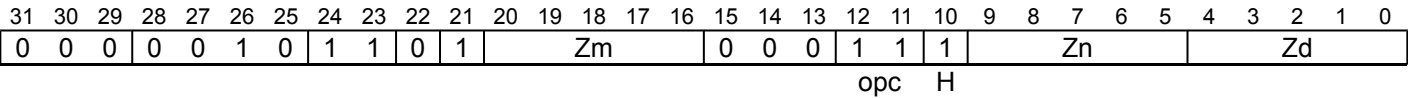
Encoding

TRN2 <Zd>.<T>, <Zn>.<T>, <Zm>.<T>

Decode for this encoding

```
if !IsFeatureImplemented(FEAT_SVE) && !IsFeatureImplemented(FEAT_SME) then
    EndOfDecode(Decode_UNDEF);
constant integer esize = 8 << UInt(size);
constant integer n = UInt(Zn);
constant integer m = UInt(Zm);
constant integer d = UInt(Zd);
constant integer part = 1;
```

Odd (quadwords)
(FEAT_F64MM)



Encoding

TRN2 <Zd>.Q, <Zn>.Q, <Zm>.Q

Decode for this encoding

```
if !IsFeatureImplemented(FEAT_F64MM) then EndOfDecode(Decode_UNDEF);
constant integer esize = 128;
constant integer n = UInt(Zn);
constant integer m = UInt(Zm);
constant integer d = UInt(Zd);
constant integer part = 1;
```

Assembler Symbols

<Zd> Is the name of the destination scalable vector register, encoded in the "Zd" field.

<T> Is the size specifier, encoded in “size”:

size	<T>
00	B
01	H
10	S
11	D

<Zn> Is the name of the first source scalable vector register, encoded in the "Zn" field.

<Zm> Is the name of the second source scalable vector register, encoded in the "Zm" field.

Operation

```
if esize < 128 then CheckSVEEnabled\(\); else CheckNonStreamingSVEEnabled\(\);
constant integer VL = CurrentVL;
if VL < esize * 2 then EndOfDecode(Decode\_UNDEF);
constant integer pairs = VL DIV (esize * 2);
constant bits(VL) operand1 = Z[n, VL];
constant bits(VL) operand2 = Z[m, VL];
bits(VL) result = Zeros(VL);

for p = 0 to pairs-1
    Elem[result, 2*p+0, esize] = Elem[operand1, 2*p+part, esize];
    Elem[result, 2*p+1, esize] = Elem[operand2, 2*p+part, esize];

Z[d, VL] = result;
```

Operational information

If PSTATE.DIT is 1:

- The execution time of this instruction is independent of:
 - The values of the data supplied in any of its registers.
 - The values of the NZCV flags.
- The response of this instruction to asynchronous exceptions does not vary based on:
 - The values of the data supplied in any of its registers.
 - The values of the NZCV flags.

Internal version only: aarchmrs v2025-03_rel, pseudocode v2025-03_rel ; Build timestamp: 2025-03-21T17:41

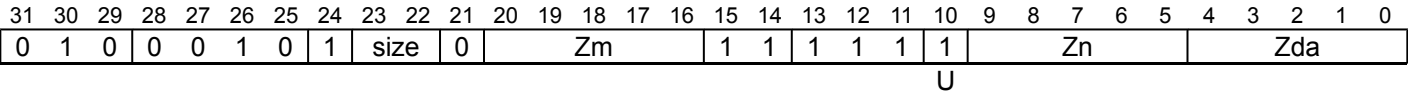
Copyright © 2010-2025 Arm Limited or its affiliates. All rights reserved. This document is Non-Confidential.

UABA

Unsigned absolute difference and accumulate

Compute the absolute difference between unsigned integer values in elements of the second source vector and corresponding elements of the first source vector, and add the difference to the corresponding elements of the destination vector. This instruction is unpredicated.

SVE2
(FEAT_SVE2 || FEAT_SME)



Encoding

UABA <Zda>.<T>, <Zn>.<T>, <Zm>.<T>

Decode for this encoding

```
if !IsFeatureImplemented(FEAT_SVE2) && !IsFeatureImplemented(FEAT_SME) then
    EndOfDecode(Decode_UNDEF);
constant integer esize = 8 << UInt(size);
constant integer n = UInt(Zn);
constant integer m = UInt(Zm);
constant integer da = UInt(Zda);
constant boolean unsigned = TRUE;
```

Assembler Symbols

<Zda> Is the name of the third source and destination scalable vector register, encoded in the "Zda" field.

<T> Is the size specifier, encoded in "size":

size	<T>
00	B
01	H
10	S
11	D

<Zn> Is the name of the first source scalable vector register, encoded in the "Zn" field.

<Zm> Is the name of the second source scalable vector register, encoded in the "Zm" field.

Operation

```
CheckSVEEnabled();
constant integer VL = CurrentVL;
constant integer elements = VL DIV esize;
constant bits(VL) operand1 = Z[n, VL];
constant bits(VL) operand2 = Z[m, VL];
bits(VL) result = Z[da, VL];

for e = 0 to elements-1
    constant integer element1 = Int(Elem[operand1, e, esize], unsigned);
    constant integer element2 = Int(Elem[operand2, e, esize], unsigned);
    constant bits(esize) absdiff = Abs(element1 - element2)<esize-1:0>;
    Elem[result, e, esize] = Elem[result, e, esize] + absdiff;

Z[da, VL] = result;
```

Operational information

If PSTATE.DIT is 1:

- The execution time of this instruction is independent of:
 - The values of the data supplied in any of its registers.
 - The values of the NZCV flags.
- The response of this instruction to asynchronous exceptions does not vary based on:
 - The values of the data supplied in any of its registers.
 - The values of the NZCV flags.

This instruction might be immediately preceded in program order by a `MOVPRFX` instruction. The `MOVPRFX` must conform to all of the following requirements, otherwise the behavior of the `MOVPRFX` and this instruction is **CONSTRAINED UNPREDICTABLE**:

- The `MOVPRFX` must be unpredicated.
- The `MOVPRFX` must specify the same destination register as this instruction.
- The destination register must not refer to architectural register state referenced by any other source operand register of this instruction.

Internal version only: aarchmrs v2025-03_rel, pseudocode v2025-03_rel ; Build timestamp: 2025-03-21T17:41

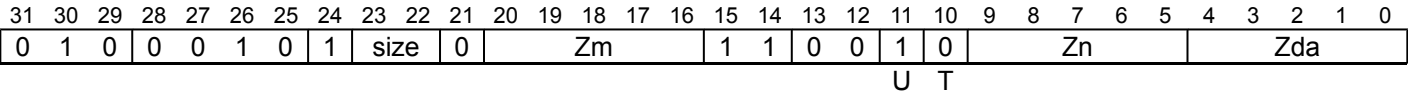
Copyright © 2010-2025 Arm Limited or its affiliates. All rights reserved. This document is Non-Confidential.

UABALB

Unsigned absolute difference and accumulate long (bottom)

Compute the absolute difference between even-numbered unsigned elements of the second source vector and corresponding elements of the first source vector, and destructively add to the overlapping double-width elements of the addend vector. This instruction is unpredicated.

SVE2
(FEAT_SVE2 || FEAT_SME)



Encoding

UABALB <Zda>.<T>, <Zn>.<Tb>, <Zm>.<Tb>

Decode for this encoding

```
if !IsFeatureImplemented(FEAT_SVE2) && !IsFeatureImplemented(FEAT_SME) then
    EndOfDecode(Decode_UNDEF);
if size == '00' then EndOfDecode(Decode_UNDEF);
constant integer esize = 8 << UInt(size);
constant integer n = UInt(Zn);
constant integer m = UInt(Zm);
constant integer da = UInt(Zda);
```

Assembler Symbols

<Zda> Is the name of the third source and destination scalable vector register, encoded in the "Zda" field.

<T> Is the size specifier, encoded in “size”:

size	<T>
00	RESERVED
01	H
10	S
11	D

<Zn> Is the name of the first source scalable vector register, encoded in the "Zn" field.

<Tb> Is the size specifier, encoded in “size”:

size	<Tb>
00	RESERVED
01	B
10	H
11	S

<Zm> Is the name of the second source scalable vector register, encoded in the "Zm" field.

Operation

```
CheckSVEEnabled();
constant integer VL = CurrentVL;
constant integer elements = VL DIV esize;
constant bits(VL) operand1 = Z[n, VL];
constant bits(VL) operand2 = Z[m, VL];
bits(VL) result = Z[da, VL];

for e = 0 to elements-1
    constant integer element1 = UInt(Elem[operand1, 2*e + 0, esize DIV 2]);
    constant integer element2 = UInt(Elem[operand2, 2*e + 0, esize DIV 2]);
    constant bits(esize) absdiff = Abs(element1 - element2)<esize-1:0>;
    Elem[result, e, esize] = Elem[result, e, esize] + absdiff;

Z[da, VL] = result;
```

Operational information

If PSTATE.DIT is 1:

- The execution time of this instruction is independent of:
 - The values of the data supplied in any of its registers.
 - The values of the NZCV flags.
- The response of this instruction to asynchronous exceptions does not vary based on:
 - The values of the data supplied in any of its registers.
 - The values of the NZCV flags.

This instruction might be immediately preceded in program order by a MOVPRFX instruction. The MOVPRFX must conform to all of the following requirements, otherwise the behavior of the MOVPRFX and this instruction is CONSTRAINED UNPREDICTABLE:

- The MOVPRFX must be unpredicated.
- The MOVPRFX must specify the same destination register as this instruction.
- The destination register must not refer to architectural register state referenced by any other source operand register of this instruction.

Internal version only: aarchmrs v2025-03_rel, pseudocode v2025-03_rel ; Build timestamp: 2025-03-21T17:41

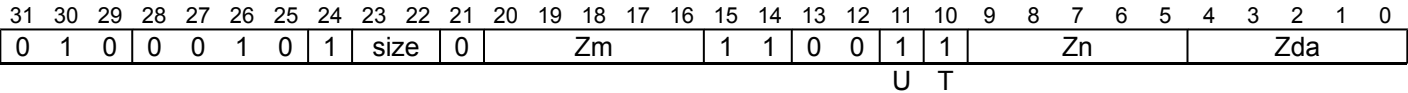
Copyright © 2010-2025 Arm Limited or its affiliates. All rights reserved. This document is Non-Confidential.

UABALT

Unsigned absolute difference and accumulate long (top)

Compute the absolute difference between odd-numbered unsigned elements of the second source vector and corresponding elements of the first source vector, and destructively add to the overlapping double-width elements of the addend vector. This instruction is unpredicated.

SVE2
(FEAT_SVE2 || FEAT_SME)



Encoding

UABALT <Zda>.<T>, <Zn>.<Tb>, <Zm>.<Tb>

Decode for this encoding

```
if !IsFeatureImplemented(FEAT_SVE2) && !IsFeatureImplemented(FEAT_SME) then
    EndOfDecode(Decode_UNDEF);
if size == '00' then EndOfDecode(Decode_UNDEF);
constant integer esize = 8 << UInt(size);
constant integer n = UInt(Zn);
constant integer m = UInt(Zm);
constant integer da = UInt(Zda);
```

Assembler Symbols

<Zda> Is the name of the third source and destination scalable vector register, encoded in the "Zda" field.

<T> Is the size specifier, encoded in “size”:

size	<T>
00	RESERVED
01	H
10	S
11	D

<Zn> Is the name of the first source scalable vector register, encoded in the "Zn" field.

<Tb> Is the size specifier, encoded in “size”:

size	<Tb>
00	RESERVED
01	B
10	H
11	S

<Zm> Is the name of the second source scalable vector register, encoded in the "Zm" field.

Operation

```
CheckSVEEnabled();
constant integer VL = CurrentVL;
constant integer elements = VL DIV esize;
constant bits(VL) operand1 = Z[n, VL];
constant bits(VL) operand2 = Z[m, VL];
bits(VL) result = Z[da, VL];

for e = 0 to elements-1
    constant integer element1 = UInt(Elem[operand1, 2*e + 1, esize DIV 2]);
    constant integer element2 = UInt(Elem[operand2, 2*e + 1, esize DIV 2]);
    constant bits(esize) absdiff = Abs(element1 - element2)<esize-1:0>;
    Elem[result, e, esize] = Elem[result, e, esize] + absdiff;

Z[da, VL] = result;
```

Operational information

If PSTATE.DIT is 1:

- The execution time of this instruction is independent of:
 - The values of the data supplied in any of its registers.
 - The values of the NZCV flags.
- The response of this instruction to asynchronous exceptions does not vary based on:
 - The values of the data supplied in any of its registers.
 - The values of the NZCV flags.

This instruction might be immediately preceded in program order by a MOVPRFX instruction. The MOVPRFX must conform to all of the following requirements, otherwise the behavior of the MOVPRFX and this instruction is CONSTRAINED UNPREDICTABLE:

- The MOVPRFX must be unpredicated.
- The MOVPRFX must specify the same destination register as this instruction.
- The destination register must not refer to architectural register state referenced by any other source operand register of this instruction.

Internal version only: aarchmrs v2025-03_rel, pseudocode v2025-03_rel ; Build timestamp: 2025-03-21T17:41

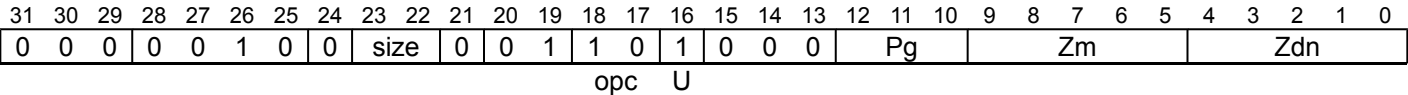
Copyright © 2010-2025 Arm Limited or its affiliates. All rights reserved. This document is Non-Confidential.

UABD

Unsigned absolute difference (predicated)

Compute the absolute difference between unsigned integer values in active elements of the second source vector and corresponding elements of the first source vector and destructively place the difference in the corresponding elements of the first source vector. Inactive elements in the destination vector register remain unmodified.

SVE
(FEAT_SVE || FEAT_SME)



Encoding

UABD <Zdn>.<T>, <Pg>/M, <Zdn>.<T>, <Zm>.<T>

Decode for this encoding

```
if !IsFeatureImplemented(FEAT_SVE) && !IsFeatureImplemented(FEAT_SME) then
    EndOfDecode(Decode_UNDEF);
constant integer esize = 8 << UInt(size);
constant integer g = UInt(Pg);
constant integer dn = UInt(Zdn);
constant integer m = UInt(Zm);
```

Assembler Symbols

<Zdn> Is the name of the first source and destination scalable vector register, encoded in the "Zdn" field.

<T> Is the size specifier, encoded in "size":

size	<T>
00	B
01	H
10	S
11	D

<Pg> Is the name of the governing scalable predicate register P0-P7, encoded in the "Pg" field.

<Zm> Is the name of the second source scalable vector register, encoded in the "Zm" field.

Operation

```
CheckSVEEnabled();
constant integer VL = CurrentVL;
constant integer PL = VL DIV 8;
constant integer elements = VL DIV esize;
constant bits(PL) mask = P[g, PL];
constant bits(VL) operand1 = Z[dn, VL];
constant bits(VL) operand2 = if AnyActiveElement(mask, esize) then Z[m, VL] else Zeros(VL);
bits(VL) result;

for e = 0 to elements-1
    constant integer element1 = UInt(Elem[operand1, e, esize]);
    constant integer element2 = UInt(Elem[operand2, e, esize]);
    if ActivePredicateElement(mask, e, esize) then
        constant integer absdiff = Abs(element1 - element2);
        Elem[result, e, esize] = absdiff<esize-1:0>;
    else
        Elem[result, e, esize] = Elem[operand1, e, esize];

Z[dn, VL] = result;
```

Operational information

If PSTATE.DIT is 1:

- The execution time of this instruction is independent of:
 - The values of the data supplied in any of its operand registers when its governing predicate register contains the same value for each execution.
 - The values of the NZCV flags.
- The response of this instruction to asynchronous exceptions does not vary based on:
 - The values of the data supplied in any of its operand registers when its governing predicate register contains the same value for each execution.
 - The values of the NZCV flags.

This instruction might be immediately preceded in program order by a MOVPRFX instruction. The MOVPRFX must conform to all of the following requirements, otherwise the behavior of the MOVPRFX and this instruction is CONSTRAINED UNPREDICTABLE:

- The MOVPRFX can be predicated or unpredicated.
- A predicated MOVPRFX must use the same governing predicate register as this instruction.
- A predicated MOVPRFX must use the larger of the destination element size and first source element size in the preferred disassembly of this instruction.
- The MOVPRFX must specify the same destination register as this instruction.
- The destination register must not refer to architectural register state referenced by any other source operand register of this instruction.

Internal version only: aarchmrs v2025-03_rel, pseudocode v2025-03_rel ; Build timestamp: 2025-03-21T17:41

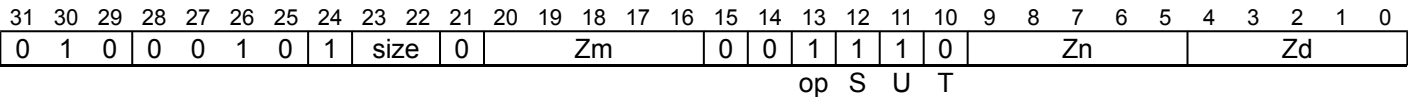
Copyright © 2010-2025 Arm Limited or its affiliates. All rights reserved. This document is Non-Confidential.

UABDLB

Unsigned absolute difference long (bottom)

Compute the absolute difference between the even-numbered unsigned integer values in elements of the second source vector and the corresponding elements of the first source vector, and place the results in the overlapping double-width elements of the destination vector. This instruction is unpredicated.

SVE2
(FEAT_SVE2 || FEAT_SME)



Encoding

UABDLB <Zd>.<T>, <Zn>.<Tb>, <Zm>.<Tb>

Decode for this encoding

```
if !IsFeatureImplemented(FEAT_SVE2) && !IsFeatureImplemented(FEAT_SME) then
    EndOfDecode(Decode_UNDEF);
if size == '00' then EndOfDecode(Decode_UNDEF);
constant integer esize = 8 << UInt(size);
constant integer n = UInt(Zn);
constant integer m = UInt(Zm);
constant integer d = UInt(Zd);
```

Assembler Symbols

<Zd> Is the name of the destination scalable vector register, encoded in the "Zd" field.

<T> Is the size specifier, encoded in “size”:

size	<T>
00	RESERVED
01	H
10	S
11	D

<Zn> Is the name of the first source scalable vector register, encoded in the "Zn" field.

<Tb> Is the size specifier, encoded in “size”:

size	<Tb>
00	RESERVED
01	B
10	H
11	S

<Zm> Is the name of the second source scalable vector register, encoded in the "Zm" field.

Operation

```
CheckSVEEnabled();
constant integer VL = CurrentVL;
constant integer elements = VL DIV esize;
constant bits(VL) operand1 = Z[n, VL];
constant bits(VL) operand2 = Z[m, VL];
bits(VL) result;

for e = 0 to elements-1
    constant integer element1 = UInt(Elem[operand1, 2*e + 0, esize DIV 2]);
    constant integer element2 = UInt(Elem[operand2, 2*e + 0, esize DIV 2]);
    constant integer res = Abs(element1 - element2);
    Elem[result, e, esize] = res<esize-1:0>;

Z[d, VL] = result;
```

Operational information

If PSTATE.DIT is 1:

- The execution time of this instruction is independent of:
 - The values of the data supplied in any of its registers.
 - The values of the NZCV flags.
- The response of this instruction to asynchronous exceptions does not vary based on:
 - The values of the data supplied in any of its registers.
 - The values of the NZCV flags.

Internal version only: aarchmrs v2025-03_rel, pseudocode v2025-03_rel ; Build timestamp: 2025-03-21T17:41

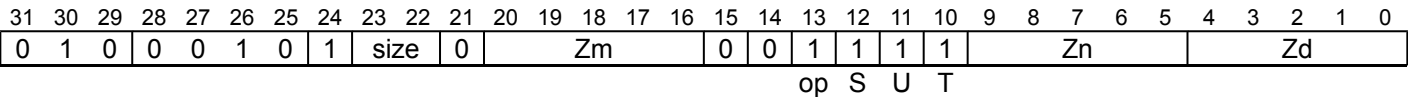
Copyright © 2010-2025 Arm Limited or its affiliates. All rights reserved. This document is Non-Confidential.

UABDLT

Unsigned absolute difference long (top)

Compute the absolute difference between the odd-numbered unsigned integer values in elements of the second source vector and corresponding elements of the first source vector, and place the results in the overlapping double-width elements of the destination vector. This instruction is unpredicated.

SVE2
(FEAT_SVE2 || FEAT_SME)



Encoding

UABDLT <Zd>.<T>, <Zn>.<Tb>, <Zm>.<Tb>

Decode for this encoding

```
if !IsFeatureImplemented(FEAT_SVE2) && !IsFeatureImplemented(FEAT_SME) then
    EndOfDecode(Decode_UNDEF);
if size == '00' then EndOfDecode(Decode_UNDEF);
constant integer esize = 8 << UInt(size);
constant integer n = UInt(Zn);
constant integer m = UInt(Zm);
constant integer d = UInt(Zd);
```

Assembler Symbols

<Zd> Is the name of the destination scalable vector register, encoded in the "Zd" field.

<T> Is the size specifier, encoded in “size”:

size	<T>
00	RESERVED
01	H
10	S
11	D

<Zn> Is the name of the first source scalable vector register, encoded in the "Zn" field.

<Tb> Is the size specifier, encoded in “size”:

size	<Tb>
00	RESERVED
01	B
10	H
11	S

<Zm> Is the name of the second source scalable vector register, encoded in the "Zm" field.

Operation

```
CheckSVEEnabled();
constant integer VL = CurrentVL;
constant integer elements = VL DIV esize;
constant bits(VL) operand1 = Z[n, VL];
constant bits(VL) operand2 = Z[m, VL];
bits(VL) result;

for e = 0 to elements-1
    constant integer element1 = UInt(Elem[operand1, 2*e + 1, esize DIV 2]);
    constant integer element2 = UInt(Elem[operand2, 2*e + 1, esize DIV 2]);
    constant integer res = Abs(element1 - element2);
    Elem[result, e, esize] = res<esize-1:0>;

Z[d, VL] = result;
```

Operational information

If PSTATE.DIT is 1:

- The execution time of this instruction is independent of:
 - The values of the data supplied in any of its registers.
 - The values of the NZCV flags.
- The response of this instruction to asynchronous exceptions does not vary based on:
 - The values of the data supplied in any of its registers.
 - The values of the NZCV flags.

Internal version only: aarchmrs v2025-03_rel, pseudocode v2025-03_rel ; Build timestamp: 2025-03-21T17:41

Copyright © 2010-2025 Arm Limited or its affiliates. All rights reserved. This document is Non-Confidential.

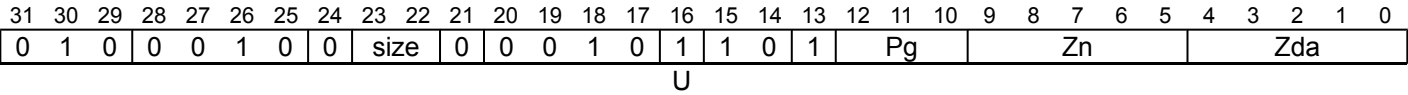
UADALP

Unsigned add and accumulate long pairwise

Add pairs of adjacent unsigned integer values and accumulate the results into the overlapping double-width elements of the destination vector.

SVE2

(FEAT_SVE2 || FEAT_SME)



Encoding

```
UADALP <Zda>.<T>, <Pg>/M, <Zn>.<Tb>
```

Decode for this encoding

```
if !IsFeatureImplemented(FEAT_SVE2) && !IsFeatureImplemented(FEAT_SME) then
    EndOfDecode(Decode_UNDEF);
if size == '00' then EndOfDecode(Decode_UNDEF);
constant integer esize = 8 << UInt(size);
constant integer g = UInt(Pg);
constant integer n = UInt(Zn);
constant integer da = UInt(Zda);
```

Assembler Symbols

<Zda> Is the name of the second source and destination scalable vector register, encoded in the "Zda" field.

<T> Is the size specifier, encoded in “size”:

size	<T>
00	RESERVED
01	H
10	S
11	D

<Pg> Is the name of the governing scalable predicate register P0-P7, encoded in the "Pg" field.

<Zn> Is the name of the first source scalable vector register, encoded in the "Zn" field.

<Tb> Is the size specifier, encoded in “size”:

size	<Tb>
00	RESERVED
01	B
10	H
11	S

Operation

```
CheckSVEEnabled();
constant integer VL = CurrentVL;
constant integer PL = VL DIV 8;
constant integer elements = VL DIV esize;
constant bits(PL) mask = P[g, PL];
constant bits(VL) operand_acc = Z[da, VL];
constant bits(VL) operand_src = if AnyActiveElement(mask, esize) then Z[n, VL] else Zeros(VL);
bits(VL) result;

for e = 0 to elements-1
    if !ActivePredicateElement(mask, e, esize) then
        Elem[result, e, esize] = Elem[operand_acc, e, esize];
    else
        constant integer element1 = UInt(Elem[operand_src, 2*e + 0, esize DIV 2]);
        constant integer element2 = UInt(Elem[operand_src, 2*e + 1, esize DIV 2]);
        constant bits(esize) sum = (element1 + element2)<esize-1:0>;
        Elem[result, e, esize] = Elem[operand_acc, e, esize] + sum;

Z[da, VL] = result;
```

Operational information

If PSTATE.DIT is 1:

- The execution time of this instruction is independent of:
 - The values of the data supplied in any of its operand registers when its governing predicate register contains the same value for each execution.
 - The values of the NZCV flags.
- The response of this instruction to asynchronous exceptions does not vary based on:
 - The values of the data supplied in any of its operand registers when its governing predicate register contains the same value for each execution.
 - The values of the NZCV flags.

This instruction might be immediately preceded in program order by a MOVPRFX instruction. The MOVPRFX must conform to all of the following requirements, otherwise the behavior of the MOVPRFX and this instruction is CONSTRAINED UNPREDICTABLE:

- The MOVPRFX can be predicated or unpredicated.
- A predicated MOVPRFX must use the same governing predicate register as this instruction.
- A predicated MOVPRFX must use the larger of the destination element size and first source element size in the preferred disassembly of this instruction.
- The MOVPRFX must specify the same destination register as this instruction.
- The destination register must not refer to architectural register state referenced by any other source operand register of this instruction.

Internal version only: aarchmrs v2025-03_rel, pseudocode v2025-03_rel ; Build timestamp: 2025-03-21T17:41

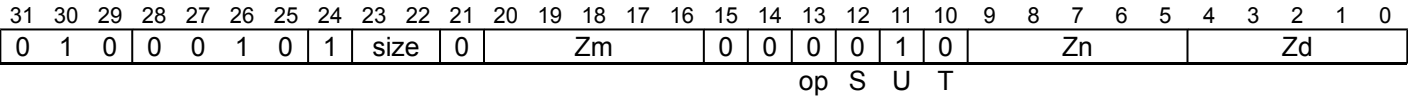
Copyright © 2010-2025 Arm Limited or its affiliates. All rights reserved. This document is Non-Confidential.

UADDLB

Unsigned add long (bottom)

Add the corresponding even-numbered unsigned elements of the first and second source vectors, and place the results in the overlapping double-width elements of the destination vector. This instruction is unpredicated.

SVE2
(FEAT_SVE2 || FEAT_SME)



Encoding

UADDLB <Zd>.<T>, <Zn>.<Tb>, <Zm>.<Tb>

Decode for this encoding

```
if !IsFeatureImplemented(FEAT_SVE2) && !IsFeatureImplemented(FEAT_SME) then
    EndOfDecode(Decode_UNDEF);
if size == '00' then EndOfDecode(Decode_UNDEF);
constant integer esize = 8 << UInt(size);
constant integer n = UInt(Zn);
constant integer m = UInt(Zm);
constant integer d = UInt(Zd);
constant integer sel1 = 0;
constant integer sel2 = 0;
constant boolean unsigned = TRUE;
```

Assembler Symbols

<Zd> Is the name of the destination scalable vector register, encoded in the "Zd" field.

<T> Is the size specifier, encoded in “size”:

size	<T>
00	RESERVED
01	H
10	S
11	D

<Zn> Is the name of the first source scalable vector register, encoded in the "Zn" field.

<Tb> Is the size specifier, encoded in “size”:

size	<Tb>
00	RESERVED
01	B
10	H
11	S

<Zm> Is the name of the second source scalable vector register, encoded in the "Zm" field.

Operation

```
CheckSVEEnabled();
constant integer VL = CurrentVL;
constant integer elements = VL DIV esize;
constant bits(VL) operand1 = Z[n, VL];
constant bits(VL) operand2 = Z[m, VL];
bits(VL) result;

for e = 0 to elements-1
    constant integer element1 = Int(Elem[operand1, 2*e + sel1, esize DIV 2], unsigned);
    constant integer element2 = Int(Elem[operand2, 2*e + sel2, esize DIV 2], unsigned);
    constant integer res = element1 + element2;
    Elem[result, e, esize] = res<esize-1:0>;

Z[d, VL] = result;
```

Operational information

If PSTATE.DIT is 1:

- The execution time of this instruction is independent of:
 - The values of the data supplied in any of its registers.
 - The values of the NZCV flags.
- The response of this instruction to asynchronous exceptions does not vary based on:
 - The values of the data supplied in any of its registers.
 - The values of the NZCV flags.

Internal version only: aarchmrs v2025-03_rel, pseudocode v2025-03_rel ; Build timestamp: 2025-03-21T17:41

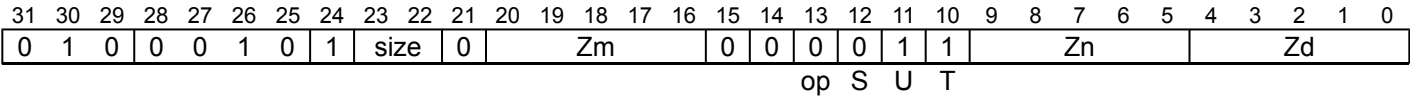
Copyright © 2010-2025 Arm Limited or its affiliates. All rights reserved. This document is Non-Confidential.

UADDLT

Unsigned add long (top)

Add the corresponding odd-numbered unsigned elements of the first and second source vectors, and place the results in the overlapping double-width elements of the destination vector. This instruction is unpredicated.

SVE2 (FEAT_SVE2 || FEAT_SME)



Encoding

UADDLT <Zd>.<T>, <Zn>.<Tb>, <Zm>.<Tb>

Decode for this encoding

```
if !IsFeatureImplemented(FEAT_SVE2) && !IsFeatureImplemented(FEAT_SME) then
    EndOfDecode(Decode_UNDEF);
if size == '00' then EndOfDecode(Decode_UNDEF);
constant integer esize = 8 << UInt(size);
constant integer n = UInt(Zn);
constant integer m = UInt(Zm);
constant integer d = UInt(Zd);
constant integer sel1 = 1;
constant integer sel2 = 1;
constant boolean unsigned = TRUE;
```

Assembler Symbols

<Zd> Is the name of the destination scalable vector register, encoded in the "Zd" field.

<T> Is the size specifier, encoded in “size”:

size	<T>
00	RESERVED
01	H
10	S
11	D

<Zn> Is the name of the first source scalable vector register, encoded in the "Zn" field.

<Tb> Is the size specifier, encoded in “size”:

size	<Tb>
00	RESERVED
01	B
10	H
11	S

<Zm> Is the name of the second source scalable vector register, encoded in the "Zm" field.

Operation

```
CheckSVEEnabled();
constant integer VL = CurrentVL;
constant integer elements = VL DIV esize;
constant bits(VL) operand1 = Z[n, VL];
constant bits(VL) operand2 = Z[m, VL];
bits(VL) result;

for e = 0 to elements-1
    constant integer element1 = Int(Elem[operand1, 2*e + sel1, esize DIV 2], unsigned);
    constant integer element2 = Int(Elem[operand2, 2*e + sel2, esize DIV 2], unsigned);
    constant integer res = element1 + element2;
    Elem[result, e, esize] = res<esize-1:0>;

Z[d, VL] = result;
```

Operational information

If PSTATE.DIT is 1:

- The execution time of this instruction is independent of:
 - The values of the data supplied in any of its registers.
 - The values of the NZCV flags.
- The response of this instruction to asynchronous exceptions does not vary based on:
 - The values of the data supplied in any of its registers.
 - The values of the NZCV flags.

Internal version only: aarchmrs v2025-03_rel, pseudocode v2025-03_rel ; Build timestamp: 2025-03-21T17:41

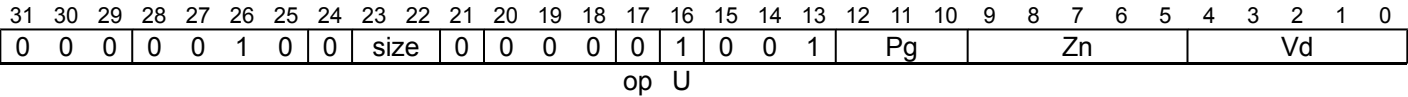
Copyright © 2010-2025 Arm Limited or its affiliates. All rights reserved. This document is Non-Confidential.

UADDV

Unsigned add reduction to scalar

Unsigned add horizontally across all lanes of a vector, and place the result in the SIMD&FP scalar destination register. Narrow elements are first zero-extended to 64 bits. Inactive elements in the source vector are treated as zero.

SVE
(FEAT_SVE || FEAT_SME)



Encoding

UADDV <Dd>, <Pg>, <Zn>.<T>

Decode for this encoding

```
if !IsFeatureImplemented(FEAT_SVE) && !IsFeatureImplemented(FEAT_SME) then
    EndOfDecode(Decode_UNDEF);
constant integer esize = 8 << UInt(size);
constant integer g = UInt(Pg);
constant integer n = UInt(Zn);
constant integer d = UInt(Vd);
```

Assembler Symbols

- <Dd> Is the 64-bit name of the destination SIMD&FP register, encoded in the "Vd" field.
- <Pg> Is the name of the governing scalable predicate register P0-P7, encoded in the "Pg" field.
- <Zn> Is the name of the source scalable vector register, encoded in the "Zn" field.
- <T> Is the size specifier, encoded in "size":

size	<T>
00	B
01	H
10	S
11	D

Operation

```
CheckSVEEnabled();
constant integer VL = CurrentVL;
constant integer PL = VL DIV 8;
constant integer elements = VL DIV esize;
constant bits(PL) mask = P[g, PL];
constant bits(VL) operand = if AnyActiveElement(mask, esize) then Z[n, VL] else Zeros(VL);
integer sum = 0;

for e = 0 to elements-1
    if ActivePredicateElement(mask, e, esize) then
        constant integer element = UInt(Elem[operand, e, esize]);
        sum = sum + element;

V[d, 64] = sum<63:0>;
```

Operational information

If PSTATE.DIT is 1:

- The execution time of this instruction is independent of:
 - The values of the data supplied in any of its operand registers when its governing predicate register contains the same value for each execution.
 - The values of the NZCV flags.
- The response of this instruction to asynchronous exceptions does not vary based on:
 - The values of the data supplied in any of its operand registers when its governing predicate register contains the same value for each execution.
 - The values of the NZCV flags.

Internal version only: aarchmrs v2025-03_rel, pseudocode v2025-03_rel ; Build timestamp: 2025-03-21T17:41

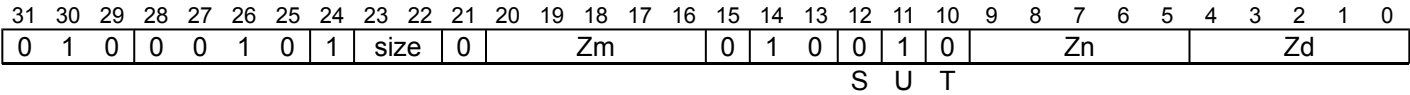
Copyright © 2010-2025 Arm Limited or its affiliates. All rights reserved. This document is Non-Confidential.

UADDWB

Unsigned add wide (bottom)

Add the even-numbered unsigned elements of the second source vector to the overlapping double-width elements of the first source vector and place the results in the corresponding double-width elements of the destination vector. This instruction is unpredicated.

SVE2
(FEAT_SVE2 || FEAT_SME)



Encoding

UADDWB <Zd>.<T>, <Zn>.<T>, <Zm>.<Tb>

Decode for this encoding

```
if !IsFeatureImplemented(FEAT_SVE2) && !IsFeatureImplemented(FEAT_SME) then
    EndOfDecode(Decode_UNDEF);
if size == '00' then EndOfDecode(Decode_UNDEF);
constant integer esize = 8 << UInt(size);
constant integer n = UInt(Zn);
constant integer m = UInt(Zm);
constant integer d = UInt(Zd);
```

Assembler Symbols

<Zd> Is the name of the destination scalable vector register, encoded in the "Zd" field.

<T> Is the size specifier, encoded in “size”:

size	<T>
00	RESERVED
01	H
10	S
11	D

<Zn> Is the name of the first source scalable vector register, encoded in the "Zn" field.

<Zm> Is the name of the second source scalable vector register, encoded in the "Zm" field.

<Tb> Is the size specifier, encoded in “size”:

size	<Tb>
00	RESERVED
01	B
10	H
11	S

Operation

```
CheckSVEEnabled();
constant integer VL = CurrentVL;
constant integer elements = VL DIV esize;
constant bits(VL) operand1 = Z[n, VL];
constant bits(VL) operand2 = Z[m, VL];
bits(VL) result;

for e = 0 to elements-1
    constant integer element1 = UInt(Elem[operand1, e, esize]);
    constant integer element2 = UInt(Elem[operand2, 2*e + 0, esize DIV 2]);
    Elem[result, e, esize] = (element1 + element2)<esize-1:0>;

Z[d, VL] = result;
```

Operational information

If PSTATE.DIT is 1:

- The execution time of this instruction is independent of:
 - The values of the data supplied in any of its registers.
 - The values of the NZCV flags.
- The response of this instruction to asynchronous exceptions does not vary based on:
 - The values of the data supplied in any of its registers.
 - The values of the NZCV flags.

Internal version only: aarchmrs v2025-03_rel, pseudocode v2025-03_rel ; Build timestamp: 2025-03-21T17:41

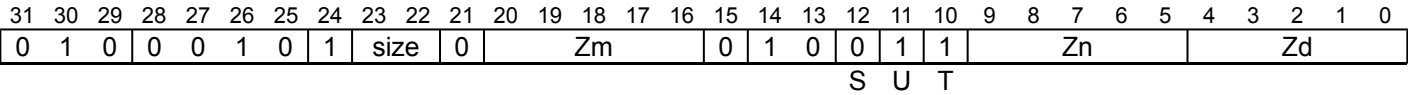
Copyright © 2010-2025 Arm Limited or its affiliates. All rights reserved. This document is Non-Confidential.

UADDWT

Unsigned add wide (top)

Add the odd-numbered unsigned elements of the second source vector to the overlapping double-width elements of the first source vector and place the results in the corresponding double-width elements of the destination vector. This instruction is unpredicated.

SVE2
(FEAT_SVE2 || FEAT_SME)



Encoding

```
UADDWT <Zd>.<T>, <Zn>.<T>, <Zm>.<Tb>
```

Decode for this encoding

```
if !IsFeatureImplemented(FEAT_SVE2) && !IsFeatureImplemented(FEAT_SME) then
    EndOfDecode(Decode_UNDEF);
if size == '00' then EndOfDecode(Decode_UNDEF);
constant integer esize = 8 << UInt(size);
constant integer n = UInt(Zn);
constant integer m = UInt(Zm);
constant integer d = UInt(Zd);
```

Assembler Symbols

<Zd> Is the name of the destination scalable vector register, encoded in the "Zd" field.

<T> Is the size specifier, encoded in “size”:

size	<T>
00	RESERVED
01	H
10	S
11	D

<Zn> Is the name of the first source scalable vector register, encoded in the "Zn" field.

<Zm> Is the name of the second source scalable vector register, encoded in the "Zm" field.

<Tb> Is the size specifier, encoded in “size”:

size	<Tb>
00	RESERVED
01	B
10	H
11	S

Operation

```
CheckSVEEnabled();
constant integer VL = CurrentVL;
constant integer elements = VL DIV esize;
constant bits(VL) operand1 = Z[n, VL];
constant bits(VL) operand2 = Z[m, VL];
bits(VL) result;

for e = 0 to elements-1
    constant integer element1 = UInt(Elem[operand1, e, esize]);
    constant integer element2 = UInt(Elem[operand2, 2*e + 1, esize DIV 2]);
    Elem[result, e, esize] = (element1 + element2)<esize-1:0>;

Z[d, VL] = result;
```

Operational information

If PSTATE.DIT is 1:

- The execution time of this instruction is independent of:
 - The values of the data supplied in any of its registers.
 - The values of the NZCV flags.
- The response of this instruction to asynchronous exceptions does not vary based on:
 - The values of the data supplied in any of its registers.
 - The values of the NZCV flags.

Internal version only: aarchmrs v2025-03_rel, pseudocode v2025-03_rel ; Build timestamp: 2025-03-21T17:41

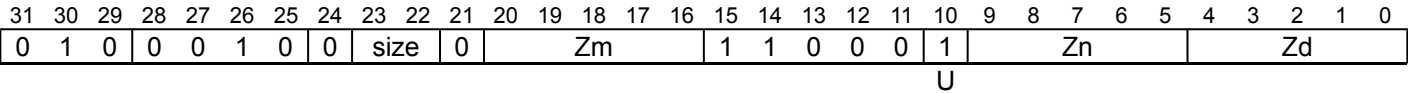
Copyright © 2010-2025 Arm Limited or its affiliates. All rights reserved. This document is Non-Confidential.

UCLAMP

Unsigned clamp to minimum/maximum vector

Clamp each unsigned element in the destination vector to between the unsigned minimum value in the corresponding element of the first source vector and the unsigned maximum value in the corresponding element of the second source vector and destructively write the results in the corresponding elements of the destination vector. This instruction is unpredicated.

SVE2
(FEAT_SME || FEAT_SVE2p1)



Encoding

UCLAMP <Zd>.<T>, <Zn>.<T>, <Zm>.<T>

Decode for this encoding

```
if !IsFeatureImplemented(FEAT_SME) && !IsFeatureImplemented(FEAT_SVE2p1) then
    EndOfDecode(Decode_UNDEF);
constant integer esize = 8 << UInt(size);
constant integer n = UInt(Zn);
constant integer m = UInt(Zm);
constant integer d = UInt(Zd);
```

Assembler Symbols

<Zd> Is the name of the destination scalable vector register, encoded in the "Zd" field.

<T> Is the size specifier, encoded in "size":

size	<T>
00	B
01	H
10	S
11	D

<Zn> Is the name of the first source scalable vector register, encoded in the "Zn" field.

<Zm> Is the name of the second source scalable vector register, encoded in the "Zm" field.

Operation

```
CheckSVEEnabled();
constant integer VL = CurrentVL;
constant integer elements = VL DIV esize;
constant bits(VL) operand1 = Z[n, VL];
constant bits(VL) operand2 = Z[m, VL];
constant bits(VL) operand3 = Z[d, VL];
bits(VL) result;

for e = 0 to elements-1
    constant integer element1 = UInt(Elem[operand1, e, esize]);
    constant integer element2 = UInt(Elem[operand2, e, esize]);
    constant integer element3 = UInt(Elem[operand3, e, esize]);
    constant integer res = Min(Max(element1, element3), element2);
    Elem[result, e, esize] = res<esize-1:0>;

Z[d, VL] = result;
```

Operational information

If PSTATE.DIT is 1:

- The execution time of this instruction is independent of:
 - The values of the data supplied in any of its registers.
 - The values of the NZCV flags.
- The response of this instruction to asynchronous exceptions does not vary based on:
 - The values of the data supplied in any of its registers.
 - The values of the NZCV flags.

This instruction might be immediately preceded in program order by a `MOVPRFX` instruction. The `MOVPRFX` must conform to all of the following requirements, otherwise the behavior of the `MOVPRFX` and this instruction is **CONSTRAINED UNPREDICTABLE**:

- The `MOVPRFX` must be unpredicated.
- The `MOVPRFX` must specify the same destination register as this instruction.
- The destination register must not refer to architectural register state referenced by any other source operand register of this instruction.

Internal version only: aarchmrs v2025-03_rel, pseudocode v2025-03_rel ; Build timestamp: 2025-03-21T17:41

Copyright © 2010-2025 Arm Limited or its affiliates. All rights reserved. This document is Non-Confidential.

UCVTF (predicated)

Unsigned integer convert to floating-point (predicated)

Convert to floating-point from the unsigned integer in each active element of the source vector, and place the results in the corresponding elements of the destination vector. Inactive elements in the destination vector register remain unmodified or are set to zero, depending on whether merging or zeroing predication is selected.

If the input and result types have a different size the smaller type is held unpacked in the least significant bits of elements of the larger size. When the input is the smaller type the upper bits of each source element are ignored. When the result is the smaller type the results are zero-extended to fill each destination element.

It has encodings from 14 classes: [16-bit to half-precision, merging](#) , [16-bit to half-precision, zeroing](#) , [32-bit to half-precision, merging](#) , [32-bit to half-precision, zeroing](#) , [32-bit to single-precision, merging](#) , [32-bit to single-precision, zeroing](#) , [32-bit to double-precision, merging](#) , [32-bit to double-precision, zeroing](#) , [64-bit to half-precision, merging](#) , [64-bit to half-precision, zeroing](#) , [64-bit to single-precision, merging](#) , [64-bit to single-precision, zeroing](#) , [64-bit to double-precision, merging](#) and [64-bit to double-precision, zeroing](#)

16-bit to half-precision, merging
(FEAT_SVE || FEAT_SME)

31	30	29	28	27	26	25	24	23	22	21	20	19	18	17	16	15	14	13	12	11	10	9	8	7	6	5	4	3	2	1	0
0	1	1	0	0	1	0	1	0	1	0	1	0	0	1	1	1	0	1	Pg			Zn				Zd					
opc												opc2 int_U																			

Encoding

UCVTF <Zd>.H, <Pg>/M, <Zn>.H

Decode for this encoding

```
if !IsFeatureImplemented(FEAT_SVE) && !IsFeatureImplemented(FEAT_SME) then
    EndOfDecode(Decode_UNDEF);
constant integer esize = 16;
constant integer g = UInt(Pg);
constant integer n = UInt(Zn);
constant integer d = UInt(Zd);
constant integer s_size = 16;
constant integer d_size = 16;
constant boolean unsigned = TRUE;
constant FPRounding rounding = FPRoundingMode(FPCR);
constant boolean merging = TRUE;
```

16-bit to half-precision, zeroing
(FEAT_SVE2p2 || FEAT_SME2p2)

31	30	29	28	27	26	25	24	23	22	21	20	19	18	17	16	15	14	13	12	11	10	9	8	7	6	5	4	3	2	1	0
0	1	1	0	0	1	0	0	0	1	0	1	1	1	0	0	1	1	1	Pg			Zn				Zd					
opc												o2				o3 int_U															

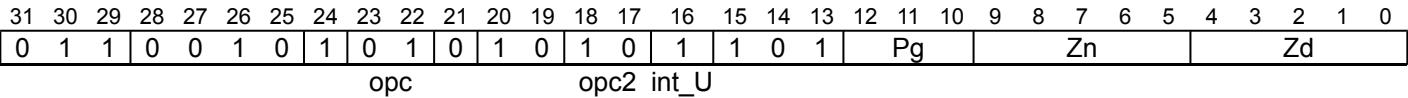
Encoding

UCVTF <Zd>.H, <Pg>/Z, <Zn>.H

Decode for this encoding

```
if !IsFeatureImplemented(FEAT_SVE2p2) && !IsFeatureImplemented(FEAT_SME2p2) then
    EndOfDecode(Decode_UNDEF);
constant integer esize = 16;
constant integer g = UInt(Pg);
constant integer n = UInt(Zn);
constant integer d = UInt(Zd);
constant integer s_esign = 16;
constant integer d_esign = 16;
constant boolean unsigned = TRUE;
constant FPRounding rounding = FPRoundingMode(FPCR);
constant boolean merging = FALSE;
```

32-bit to half-precision, merging
(FEAT_SVE || FEAT_SME)



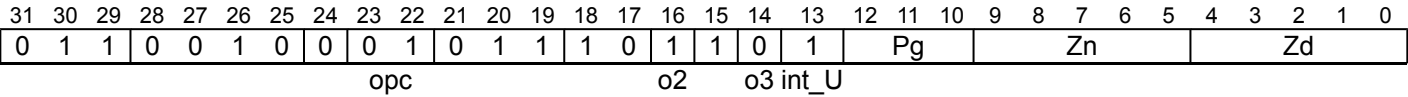
Encoding

UCVTF <Zd>.H, <Pg>/M, <Zn>.S

Decode for this encoding

```
if !IsFeatureImplemented(FEAT_SVE) && !IsFeatureImplemented(FEAT_SME) then
    EndOfDecode(Decode_UNDEF);
constant integer esize = 32;
constant integer g = UInt(Pg);
constant integer n = UInt(Zn);
constant integer d = UInt(Zd);
constant integer s_esign = 32;
constant integer d_esign = 16;
constant boolean unsigned = TRUE;
constant FPRounding rounding = FPRoundingMode(FPCR);
constant boolean merging = TRUE;
```

32-bit to half-precision, zeroing
(FEAT_SVE2p2 || FEAT_SME2p2)



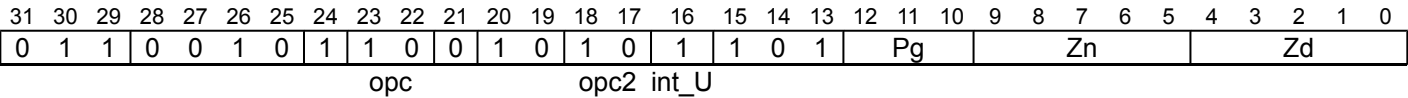
Encoding

UCVTF <Zd>.H, <Pg>/Z, <Zn>.S

Decode for this encoding

```
if !IsFeatureImplemented(FEAT_SVE2p2) && !IsFeatureImplemented(FEAT_SME2p2) then
    EndOfDecode(Decode_UNDEF);
constant integer esize = 32;
constant integer g = UInt(Pg);
constant integer n = UInt(Zn);
constant integer d = UInt(Zd);
constant integer s_esign = 32;
constant integer d_esign = 16;
constant boolean unsigned = TRUE;
constant FPRounding rounding = FPRoundingMode(FPCR);
constant boolean merging = FALSE;
```

32-bit to single-precision, merging
(FEAT_SVE || FEAT_SME)



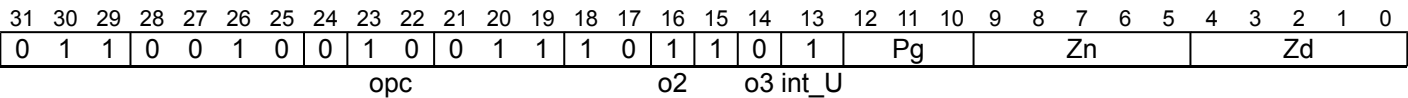
Encoding

UCVTF <Zd>.S, <Pg>/M, <Zn>.S

Decode for this encoding

```
if !IsFeatureImplemented(FEAT_SVE) && !IsFeatureImplemented(FEAT_SME) then
    EndOfDecode(Decode_UNDEF);
constant integer esize = 32;
constant integer g = UInt(Pg);
constant integer n = UInt(Zn);
constant integer d = UInt(Zd);
constant integer s_esign = 32;
constant integer d_esign = 32;
constant boolean unsigned = TRUE;
constant FPRounding rounding = FPRoundingMode(FPCR);
constant boolean merging = TRUE;
```

32-bit to single-precision, zeroing
(FEAT_SVE2p2 || FEAT_SME2p2)



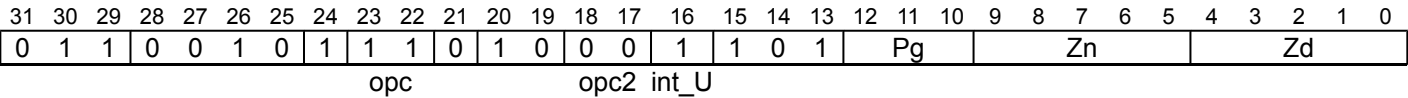
Encoding

UCVTF <Zd>.S, <Pg>/Z, <Zn>.S

Decode for this encoding

```
if !IsFeatureImplemented(FEAT_SVE2p2) && !IsFeatureImplemented(FEAT_SME2p2) then
    EndOfDecode(Decode_UNDEF);
constant integer esize = 32;
constant integer g = UInt(Pg);
constant integer n = UInt(Zn);
constant integer d = UInt(Zd);
constant integer s_esign = 32;
constant integer d_esign = 32;
constant boolean unsigned = TRUE;
constant FPRounding rounding = FPRoundingMode(FPCR);
constant boolean merging = FALSE;
```

32-bit to double-precision, merging
(FEAT_SVE || FEAT_SME)



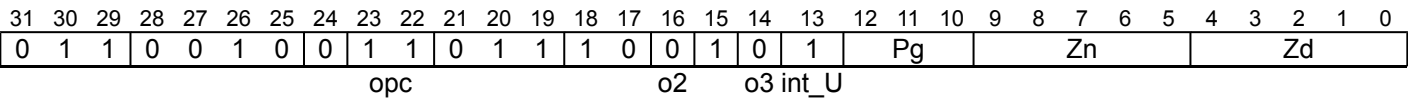
Encoding

UCVTF <Zd>.D, <Pg>/M, <Zn>.S

Decode for this encoding

```
if !IsFeatureImplemented(FEAT_SVE) && !IsFeatureImplemented(FEAT_SME) then
    EndOfDecode(Decode_UNDEF);
constant integer esize = 64;
constant integer g = UInt(Pg);
constant integer n = UInt(Zn);
constant integer d = UInt(Zd);
constant integer s_esign = 32;
constant integer d_esign = 64;
constant boolean unsigned = TRUE;
constant FPRounding rounding = FPRoundingMode(FPCR);
constant boolean merging = TRUE;
```

32-bit to double-precision, zeroing
(FEAT_SVE2p2 || FEAT_SME2p2)



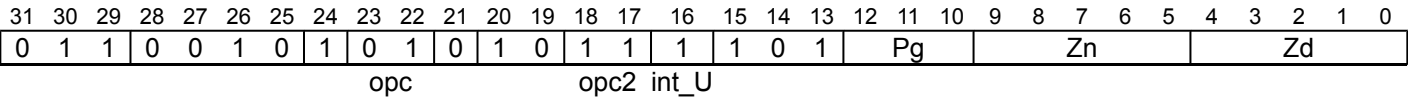
Encoding

UCVTF <Zd>.D, <Pg>/Z, <Zn>.S

Decode for this encoding

```
if !IsFeatureImplemented(FEAT_SVE2p2) && !IsFeatureImplemented(FEAT_SME2p2) then
    EndOfDecode(Decode_UNDEF);
constant integer esize = 64;
constant integer g = UInt(Pg);
constant integer n = UInt(Zn);
constant integer d = UInt(Zd);
constant integer s_esign = 32;
constant integer d_esign = 64;
constant boolean unsigned = TRUE;
constant FPRounding rounding = FPRoundingMode(FPCR);
constant boolean merging = FALSE;
```

64-bit to half-precision, merging
(FEAT_SVE || FEAT_SME)



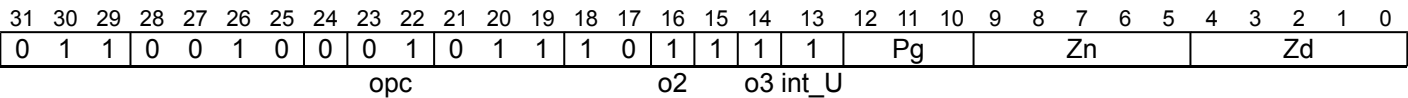
Encoding

UCVTF <Zd>.H, <Pg>/M, <Zn>.D

Decode for this encoding

```
if !IsFeatureImplemented(FEAT_SVE) && !IsFeatureImplemented(FEAT_SME) then
    EndOfDecode(Decode_UNDEF);
constant integer esize = 64;
constant integer g = UInt(Pg);
constant integer n = UInt(Zn);
constant integer d = UInt(Zd);
constant integer s_esign = 64;
constant integer d_esign = 16;
constant boolean unsigned = TRUE;
constant FPRounding rounding = FPRoundingMode(FPCR);
constant boolean merging = TRUE;
```

64-bit to half-precision, zeroing
(FEAT_SVE2p2 || FEAT_SME2p2)



Encoding

UCVTF <Zd>.H, <Pg>/Z, <Zn>.D

Decode for this encoding

```
if !IsFeatureImplemented(FEAT_SVE2p2) && !IsFeatureImplemented(FEAT_SME2p2) then
    EndOfDecode(Decode_UNDEF);
constant integer esize = 64;
constant integer g = UInt(Pg);
constant integer n = UInt(Zn);
constant integer d = UInt(Zd);
constant integer s_esize = 64;
constant integer d_esize = 16;
constant boolean unsigned = TRUE;
constant FPRounding rounding = FPRoundingMode(FPCR);
constant boolean merging = FALSE;
```

64-bit to single-precision, merging

(FEAT_SVE || FEAT_SME)

31	30	29	28	27	26	25	24	23	22	21	20	19	18	17	16	15	14	13	12	11	10	9	8	7	6	5	4	3	2	1	0
0	1	1	0	0	1	0	1	1	1	0	1	0	1	0	1	1	0	1	Pg			Zn				Zd					
opc								opc2 int U																							

Encoding

UCVTF <Zd>.S, <Pg>/M, <Zn>.D

Decode for this encoding

```
if !IsFeatureImplemented(FEAT_SVE) && !IsFeatureImplemented(FEAT_SME) then
    EndOfDecode(Decode_UNDEF);
constant integer esize = 64;
constant integer g = UInt(Pg);
constant integer n = UInt(Zn);
constant integer d = UInt(Zd);
constant integer s_esign = 64;
constant integer d_esign = 32;
constant boolean unsigned = TRUE;
constant FPRounding rounding = FPRoundingMode(FPCR);
constant boolean merging = TRUE;
```

64-bit to single-precision, zeroing

(FEAT_SVE2p2 || FEAT_SME2p2)

31	30	29	28	27	26	25	24	23	22	21	20	19	18	17	16	15	14	13	12	11	10	9	8	7	6	5	4	3	2	1	0
0	1	1	0	0	1	0	0	1	1	0	1	1	1	0	1	1	0	1	Pg			Zn				Zd					
opc								o2				o3				int U															

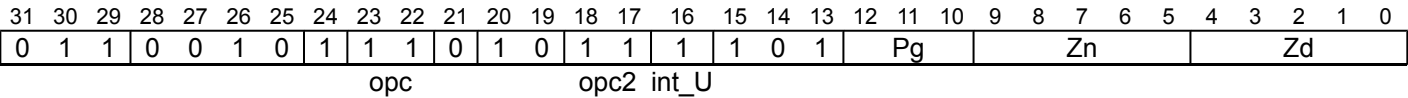
Encoding

UCVTF <Zd>.S, <Pg>/Z, <Zn>.D

Decode for this encoding

```
if !IsFeatureImplemented(FEAT_SVE2p2) && !IsFeatureImplemented(FEAT_SME2p2) then
    EndOfDecode(Decode_UNDEF);
constant integer esize = 64;
constant integer g = UInt(Pg);
constant integer n = UInt(Zn);
constant integer d = UInt(Zd);
constant integer s_esign = 64;
constant integer d_esign = 32;
constant boolean unsigned = TRUE;
constant FPRounding rounding = FPRoundingMode(FPCR);
constant boolean merging = FALSE;
```

64-bit to double-precision, merging
(FEAT_SVE || FEAT_SME)



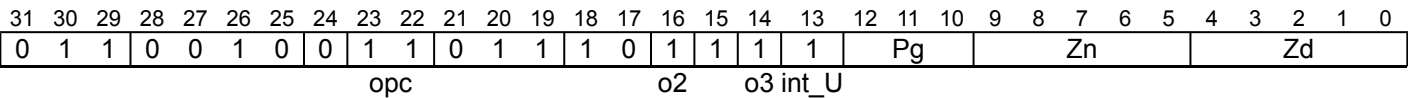
Encoding

UCVTF <Zd>.D, <Pg>/M, <Zn>.D

Decode for this encoding

```
if !IsFeatureImplemented(FEAT_SVE) && !IsFeatureImplemented(FEAT_SME) then
    EndOfDecode(Decode_UNDEF);
constant integer esize = 64;
constant integer g = UInt(Pg);
constant integer n = UInt(Zn);
constant integer d = UInt(Zd);
constant integer s_esign = 64;
constant integer d_esign = 64;
constant boolean unsigned = TRUE;
constant FPRounding rounding = FPRoundingMode(FPCR);
constant boolean merging = TRUE;
```

64-bit to double-precision, zeroing
(FEAT_SVE2p2 || FEAT_SME2p2)



Encoding

UCVTF <Zd>.D, <Pg>/Z, <Zn>.D

Decode for this encoding

```
if !IsFeatureImplemented(FEAT_SVE2p2) && !IsFeatureImplemented(FEAT_SME2p2) then
    EndOfDecode(Decode_UNDEF);
constant integer esize = 64;
constant integer g = UInt(Pg);
constant integer n = UInt(Zn);
constant integer d = UInt(Zd);
constant integer s_esign = 64;
constant integer d_esign = 64;
constant boolean unsigned = TRUE;
constant FPRounding rounding = FPRoundingMode(FPCR);
constant boolean merging = FALSE;
```

Assembler Symbols

<Zd>	Is the name of the destination scalable vector register, encoded in the "Zd" field.
<Pg>	Is the name of the governing scalable predicate register P0-P7, encoded in the "Pg" field.
<Zn>	Is the name of the source scalable vector register, encoded in the "Zn" field.

Operation

```
CheckSVEEnabled();
constant integer VL = CurrentVL;
constant integer PL = VL DIV 8;
constant integer elements = VL DIV esize;
constant bits(PL) mask = P[g, PL];
constant bits(VL) operand = if AnyActiveElement(mask, esize) then Z[n, VL] else Zeros(VL);
bits(VL) result = if merging then Z[d, VL] else Zeros(VL);

for e = 0 to elements-1
    if ActivePredicateElement(mask, e, esize) then
        constant bits(esize) element = Elem[operand, e, esize];
        constant bits(d_esign) fpval = FixedToFP(element<s_esign-1:0>, 0, unsigned, FPCR, rounding,
                                                    d_esign);
        Elem[result, e, esize] = ZeroExtend(fpval, esize);

Z[d, VL] = result;
```

Operational information

For the "16-bit to half-precision, merging", "32-bit to half-precision, merging", "32-bit to single-precision, merging", "32-bit to double-precision, merging", "64-bit to half-precision, merging", "64-bit to single-precision, merging", "64-bit to double-precision, merging" variants:

The merging variant of this instruction might be immediately preceded in program order by a MOVPRFX instruction. The MOVPRFX must conform to all of the following requirements, otherwise the behavior of the MOVPRFX and the merging variant of this instruction is CONSTRAINED

UNPREDICTABLE:

- The MOVPRFX can be predicated or unpredicated.
- A predicated MOVPRFX must use the same governing predicate register as the merging variant this instruction.
- A predicated MOVPRFX must use the larger of the destination element size and first source element size in the preferred disassembly of the merging variant of this instruction.
- The MOVPRFX must specify the same destination register as the merging variant of this instruction.
- The destination register must not refer to architectural register state referenced by any other source operand register of the merging variant of this instruction.

Internal version only: aarchmrs v2025-03_rel, pseudocode v2025-03_rel ; Build timestamp: 2025-03-21T17:41

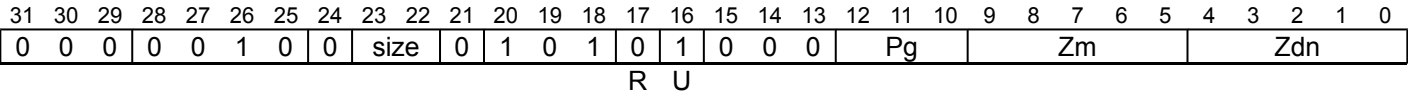
Copyright © 2010-2025 Arm Limited or its affiliates. All rights reserved. This document is Non-Confidential.

UDIV

Unsigned divide (predicated)

Unsigned divide active elements of the first source vector by corresponding elements of the second source vector and destructively place the quotient in the corresponding elements of the first source vector. Inactive elements in the destination vector register remain unmodified.

SVE
(FEAT_SVE || FEAT_SME)



Encoding

UDIV <Zdn>.<T>, <Pg>/M, <Zdn>.<T>, <Zm>.<T>

Decode for this encoding

```
if !IsFeatureImplemented(FEAT_SVE) && !IsFeatureImplemented(FEAT_SME) then
    EndOfDecode(Decode_UNDEF);
if size IN {'0x'} then EndOfDecode(Decode_UNDEF);
constant integer esize = 8 << UInt(size);
constant integer g = UInt(Pg);
constant integer dn = UInt(Zdn);
constant integer m = UInt(Zm);
```

Assembler Symbols

<Zdn> Is the name of the first source and destination scalable vector register, encoded in the "Zdn" field.

<T> Is the size specifier, encoded in "size<0>":

size<0>	<T>
0	S
1	D

<Pg> Is the name of the governing scalable predicate register P0-P7, encoded in the "Pg" field.

<Zm> Is the name of the second source scalable vector register, encoded in the "Zm" field.

Operation

```
CheckSVEEnabled();
constant integer VL = CurrentVL;
constant integer PL = VL DIV 8;
constant integer elements = VL DIV esize;
constant bits(PL) mask = P[g, PL];
constant bits(VL) operand1 = Z[dn, VL];
constant bits(VL) operand2 = if AnyActiveElement(mask, esize) then Z[m, VL] else Zeros(VL);
bits(VL) result;

for e = 0 to elements-1
    if ActivePredicateElement(mask, e, esize) then
        constant integer dividend = UInt(Elem[operand1, e, esize]);
        constant integer divisor = UInt(Elem[operand2, e, esize]);
        integer quotient;
        if divisor == 0 then
            quotient = 0;
        else
            quotient = dividend DIV divisor;
        Elem[result, e, esize] = quotient<esize-1:0>;
    else
        Elem[result, e, esize] = Elem[operand1, e, esize];

Z[dn, VL] = result;
```

Operational information

This instruction might be immediately preceded in program order by a MOVPRFX instruction. The MOVPRFX must conform to all of the following requirements, otherwise the behavior of the MOVPRFX and this instruction is CONSTRAINED UNPREDICTABLE:

- The MOVPRFX can be predicated or unpredicated.
- A predicated MOVPRFX must use the same governing predicate register as this instruction.
- A predicated MOVPRFX must use the larger of the destination element size and first source element size in the preferred disassembly of this instruction.
- The MOVPRFX must specify the same destination register as this instruction.
- The destination register must not refer to architectural register state referenced by any other source operand register of this instruction.

Internal version only: aarchmrs v2025-03_rel, pseudocode v2025-03_rel ; Build timestamp: 2025-03-21T17:41

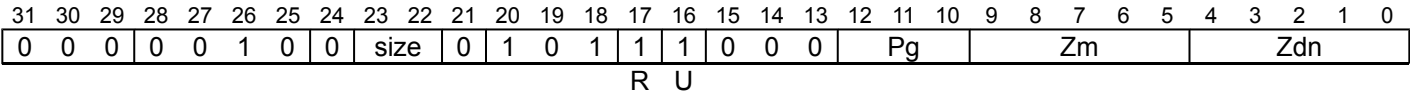
Copyright © 2010-2025 Arm Limited or its affiliates. All rights reserved. This document is Non-Confidential.

UDIVR

Unsigned reversed divide (predicated)

Unsigned reversed divide active elements of the second source vector by corresponding elements of the first source vector and destructively place the quotient in the corresponding elements of the first source vector. Inactive elements in the destination vector register remain unmodified.

SVE
(FEAT_SVE || FEAT_SME)



Encoding

UDIVR <Zdn>.<T>, <Pg>/M, <Zdn>.<T>, <Zm>.<T>

Decode for this encoding

```
if !IsFeatureImplemented(FEAT_SVE) && !IsFeatureImplemented(FEAT_SME) then
    EndOfDecode(Decode_UNDEF);
if size IN {'0x'} then EndOfDecode(Decode_UNDEF);
constant integer esize = 8 << UInt(size);
constant integer g = UInt(Pg);
constant integer dn = UInt(Zdn);
constant integer m = UInt(Zm);
```

Assembler Symbols

<Zdn> Is the name of the first source and destination scalable vector register, encoded in the "Zdn" field.

<T> Is the size specifier, encoded in "size<0>":

size<0>	<T>
0	S
1	D

<Pg> Is the name of the governing scalable predicate register P0-P7, encoded in the "Pg" field.

<Zm> Is the name of the second source scalable vector register, encoded in the "Zm" field.

Operation

```
CheckSVEEnabled();
constant integer VL = CurrentVL;
constant integer PL = VL DIV 8;
constant integer elements = VL DIV esize;
constant bits(PL) mask = P[g, PL];
constant bits(VL) operand1 = Z[dn, VL];
constant bits(VL) operand2 = if AnyActiveElement(mask, esize) then Z[m, VL] else Zeros(VL);
bits(VL) result;

for e = 0 to elements-1
    if ActivePredicateElement(mask, e, esize) then
        constant integer divisor = UInt(Elem[operand1, e, esize]);
        constant integer dividend = UInt(Elem[operand2, e, esize]);
        integer quotient;
        if divisor == 0 then
            quotient = 0;
        else
            quotient = dividend DIV divisor;
        Elem[result, e, esize] = quotient<esize-1:0>;
    else
        Elem[result, e, esize] = Elem[operand1, e, esize];

Z[dn, VL] = result;
```

Operational information

This instruction might be immediately preceded in program order by a MOVPRFX instruction. The MOVPRFX must conform to all of the following requirements, otherwise the behavior of the MOVPRFX and this instruction is CONSTRAINED UNPREDICTABLE:

- The MOVPRFX can be predicated or unpredicated.
- A predicated MOVPRFX must use the same governing predicate register as this instruction.
- A predicated MOVPRFX must use the larger of the destination element size and first source element size in the preferred disassembly of this instruction.
- The MOVPRFX must specify the same destination register as this instruction.
- The destination register must not refer to architectural register state referenced by any other source operand register of this instruction.

Internal version only: aarchmrs v2025-03_rel, pseudocode v2025-03_rel ; Build timestamp: 2025-03-21T17:41

Copyright © 2010-2025 Arm Limited or its affiliates. All rights reserved. This document is Non-Confidential.

UDOT (2-way, indexed)

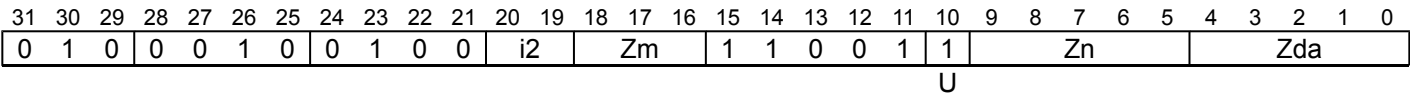
Unsigned integer indexed dot product

The unsigned integer indexed dot product instruction computes the dot product of a group of two unsigned 16-bit integer values held in each 32-bit element of the first source vector multiplied by a group of two unsigned 16-bit integer values in an indexed 32-bit element of the second source vector, and then destructively adds the widened dot product to the corresponding 32-bit element of the destination vector.

The groups within the second source vector are specified using an immediate index which selects the same group position within each 128-bit vector segment. The index range is from 0 to 3.

This instruction is unpredicated.

16-bit to 32-bit (FEAT_SME2 || FEAT_SVE2p1)



Encoding

UDOT <Zda>.S, <Zn>.H, <Zm>.H[<imm>]

Decode for this encoding

```
if !IsFeatureImplemented(FEAT_SME2) && !IsFeatureImplemented(FEAT_SVE2p1) then
    EndOfDecode(Decode_UNDEF);
constant integer esize = 32;
constant integer index = UInt(i2);
constant integer n = UInt(Zn);
constant integer m = UInt(Zm);
constant integer da = UInt(Zda);
```

Assembler Symbols

- <Zda> Is the name of the third source and destination scalable vector register, encoded in the "Zda" field.
- <Zn> Is the name of the first source scalable vector register, encoded in the "Zn" field.
- <Zm> Is the name of the second source scalable vector register Z0-Z7, encoded in the "Zm" field.
- <imm> Is the immediate index of a group of two 16-bit elements within each 128-bit vector segment, in the range 0 to 3, encoded in the "i2" field.

Operation

```
CheckSVEEnabled();
constant integer VL = CurrentVL;
constant integer elements = VL DIV esize;
constant integer eltspersegment = 128 DIV esize;
constant bits(VL) operand1 = Z[n, VL];
constant bits(VL) operand2 = Z[m, VL];
constant bits(VL) operand3 = Z[da, VL];
bits(VL) result;

for e = 0 to elements-1
    constant integer segmentbase = e - (e MOD eltspersegment);
    constant integer s = segmentbase + index;
    bits(esize) res = Elem[operand3, e, esize];
    for i = 0 to 1
        constant integer element1 = UInt(Elem[operand1, 2 * e + i, esize DIV 2]);
        constant integer element2 = UInt(Elem[operand2, 2 * s + i, esize DIV 2]);
        res = res + element1 * element2;
    Elem[result, e, esize] = res;

Z[da, VL] = result;
```

Operational information

If PSTATE.DIT is 1:

- The execution time of this instruction is independent of:
 - The values of the data supplied in any of its registers.
 - The values of the NZCV flags.
- The response of this instruction to asynchronous exceptions does not vary based on:
 - The values of the data supplied in any of its registers.
 - The values of the NZCV flags.

This instruction might be immediately preceded in program order by a MOVPRFX instruction. The MOVPRFX must conform to all of the following requirements, otherwise the behavior of the MOVPRFX and this instruction is CONSTRAINED UNPREDICTABLE:

- The MOVPRFX must be unpredicated.
- The MOVPRFX must specify the same destination register as this instruction.
- The destination register must not refer to architectural register state referenced by any other source operand register of this instruction.

Internal version only: aarchmrs v2025-03_rel, pseudocode v2025-03_rel ; Build timestamp: 2025-03-21T17:41

Copyright © 2010-2025 Arm Limited or its affiliates. All rights reserved. This document is Non-Confidential.

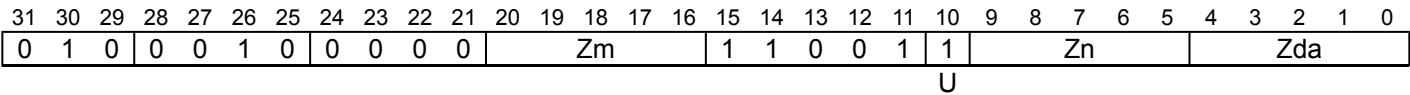
UDOT (2-way, vectors)

Unsigned integer dot product

The unsigned integer dot product instruction computes the dot product of a group of two unsigned 16-bit integer values held in each 32-bit element of the first source vector multiplied by a group of two unsigned 16-bit integer values in the corresponding 32-bit element of the second source vector, and then destructively adds the widened dot product to the corresponding 32-bit element of the destination vector.

This instruction is unpredicated.

16-bit to 32-bit (FEAT_SME2 || FEAT_SVE2p1)



Encoding

UDOT <Zda>.S, <Zn>.H, <Zm>.H

Decode for this encoding

```
if !IsFeatureImplemented(FEAT_SME2) && !IsFeatureImplemented(FEAT_SVE2p1) then
    EndOfDecode(Decode_UNDEF);
constant integer esize = 32;
constant integer n = UInt(Zn);
constant integer m = UInt(Zm);
constant integer da = UInt(Zda);
```

Assembler Symbols

- <Zda> Is the name of the third source and destination scalable vector register, encoded in the "Zda" field.
- <Zn> Is the name of the first source scalable vector register, encoded in the "Zn" field.
- <Zm> Is the name of the second source scalable vector register, encoded in the "Zm" field.

Operation

```
CheckSVEEnabled();
constant integer VL = CurrentVL;
constant integer elements = VL DIV esize;
constant bits(VL) operand1 = Z[n, VL];
constant bits(VL) operand2 = Z[m, VL];
constant bits(VL) operand3 = Z[da, VL];
bits(VL) result;

for e = 0 to elements-1
    bits(esize) res = Elem[operand3, e, esize];
    for i = 0 to 1
        constant integer element1 = UInt(Elem[operand1, 2 * e + i, esize DIV 2]);
        constant integer element2 = UInt(Elem[operand2, 2 * e + i, esize DIV 2]);
        res = res + element1 * element2;
    Elem[result, e, esize] = res;

Z[da, VL] = result;
```

Operational information

- If PSTATE.DIT is 1:
- The execution time of this instruction is independent of:
 - The values of the data supplied in any of its registers.

- The values of the NZCV flags.
- The response of this instruction to asynchronous exceptions does not vary based on:
 - The values of the data supplied in any of its registers.
 - The values of the NZCV flags.

This instruction might be immediately preceded in program order by a `MOVPRFX` instruction. The `MOVPRFX` must conform to all of the following requirements, otherwise the behavior of the `MOVPRFX` and this instruction is **CONSTRAINED UNPREDICTABLE**:

- The `MOVPRFX` must be unpredicated.
- The `MOVPRFX` must specify the same destination register as this instruction.
- The destination register must not refer to architectural register state referenced by any other source operand register of this instruction.

Internal version only: aarchmrs v2025-03_rel, pseudocode v2025-03_rel ; Build timestamp: 2025-03-21T17:41

Copyright © 2010-2025 Arm Limited or its affiliates. All rights reserved. This document is Non-Confidential.

UDOT (4-way, indexed)

Unsigned integer indexed dot product

The unsigned integer indexed dot product instruction computes the dot product of a group of four unsigned 8-bit or 16-bit integer values held in each 32-bit or 64-bit element of the first source vector multiplied by a group of four unsigned 8-bit or 16-bit integer values in an indexed 32-bit or 64-bit element of the second source vector, and then destructively adds the widened dot product to the corresponding 32-bit or 64-bit element of the destination vector.

The groups within the second source vector are specified using an immediate index which selects the same group position within each 128-bit vector segment. The index range is from 0 to one less than the number of groups per 128-bit segment.

This instruction is unpredicated.

It has encodings from 2 classes: [8-bit to 32-bit](#) and [16-bit to 64-bit](#)

8-bit to 32-bit

(FEAT_SVE || FEAT_SME)

31	30	29	28	27	26	25	24	23	22	21	20	19	18	17	16	15	14	13	12	11	10	9	8	7	6	5	4	3	2	1	0
0	1	0	0	0	1	0	0	1	0	1	i2		Zm			0	0	0	0	0	1							Zda			
size												U																			

Encoding

UDOT <Zda>.S, <Zn>.B, <Zm>.B[<imm>]

Decode for this encoding

```
if !IsFeatureImplemented(FEAT_SVE) && !IsFeatureImplemented(FEAT_SME) then
    EndOfDecode(Decode_UNDEF);
constant integer esize = 32;
constant integer index = UInt(i2);
constant integer n = UInt(Zn);
constant integer m = UInt(Zm);
constant integer da = UInt(Zda);
```

16-bit to 64-bit

(FEAT_SVE || FEAT_SME)

31	30	29	28	27	26	25	24	23	22	21	20	19	18	17	16	15	14	13	12	11	10	9	8	7	6	5	4	3	2	1	0
0	1	0	0	0	1	0	0	1	1	1	i1	Zm			0			0	0	0	0	1	Zn			Zda					
size												U																			

Encoding

UDOT <Zda>.D, <Zn>.H, <Zm>.H[<imm>]

Decode for this encoding

```
if !IsFeatureImplemented(FEAT_SVE) && !IsFeatureImplemented(FEAT_SME) then
    EndOfDecode(Decode_UNDEF);
constant integer esize = 64;
constant integer index = UInt(i1);
constant integer n = UInt(Zn);
constant integer m = UInt(Zm);
constant integer da = UInt(Zda);
```

Assembler Symbols

- <Zda> Is the name of the third source and destination scalable vector register, encoded in the "Zda" field.
- <Zn> Is the name of the first source scalable vector register, encoded in the "Zn" field.

<Zm>	For the "8-bit to 32-bit" variant: is the name of the second source scalable vector register Z0-Z7, encoded in the "Zm" field. For the "16-bit to 64-bit" variant: is the name of the second source scalable vector register Z0-Z15, encoded in the "Zm" field.
<imm>	For the "8-bit to 32-bit" variant: is the immediate index of a 32-bit group of four 8-bit values within each 128-bit vector segment, in the range 0 to 3, encoded in the "i2" field. For the "16-bit to 64-bit" variant: is the immediate index of a 64-bit group of four 16-bit values within each 128-bit vector segment, in the range 0 to 1, encoded in the "i1" field.

Operation

```

CheckSVEEnabled();
constant integer VL = CurrentVL;
constant integer elements = VL DIV esize;
constant integer eltspersegment = 128 DIV esize;
constant bits(VL) operand1 = Z[n, VL];
constant bits(VL) operand2 = Z[m, VL];
constant bits(VL) operand3 = Z[da, VL];
bits(VL) result;

for e = 0 to elements-1
    constant integer segmentbase = e - (e MOD eltspersegment);
    constant integer s = segmentbase + index;
    bits(esize) res = Elem[operand3, e, esize];
    for i = 0 to 3
        constant integer element1 = UInt(Elem[operand1, 4 * e + i, esize DIV 4]);
        constant integer element2 = UInt(Elem[operand2, 4 * s + i, esize DIV 4]);
        res = res + element1 * element2;
    Elem[result, e, esize] = res;
Z[da, VL] = result;

```

Operational information

If PSTATE.DIT is 1:

- The execution time of this instruction is independent of:
 - The values of the data supplied in any of its registers.
 - The values of the NZCV flags.
- The response of this instruction to asynchronous exceptions does not vary based on:
 - The values of the data supplied in any of its registers.
 - The values of the NZCV flags.

This instruction might be immediately preceded in program order by a MOVPRFX instruction. The MOVPRFX must conform to all of the following requirements, otherwise the behavior of the MOVPRFX and this instruction is CONSTRAINED UNPREDICTABLE:

- The MOVPRFX must be unpredicated.
- The MOVPRFX must specify the same destination register as this instruction.
- The destination register must not refer to architectural register state referenced by any other source operand register of this instruction.

Internal version only: aarchmrs v2025-03_rel, pseudocode v2025-03_rel ; Build timestamp: 2025-03-21T17:41

Copyright © 2010-2025 Arm Limited or its affiliates. All rights reserved. This document is Non-Confidential.

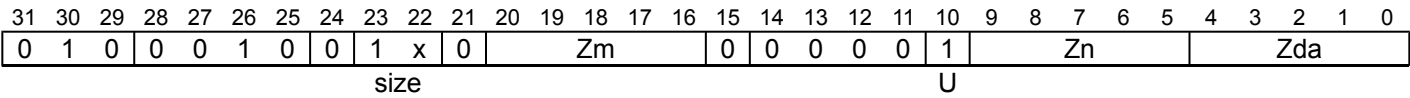
UDOT (4-way, vectors)

Unsigned integer dot product

The unsigned integer dot product instruction computes the dot product of a group of four unsigned 8-bit or 16-bit integer values held in each 32-bit or 64-bit element of the first source vector multiplied by a group of four unsigned 8-bit or 16-bit integer values in the corresponding 32-bit or 64-bit element of the second source vector, and then destructively adds the widened dot product to the corresponding 32-bit or 64-bit element of the destination vector.

This instruction is unpredicated.

SVE (FEAT_SVE || FEAT_SME)



Encoding

UDOT <Zda>.<T>, <Zn>.<Tb>, <Zm>.<Tb>

Decode for this encoding

```
if !IsFeatureImplemented(FEAT_SVE) && !IsFeatureImplemented(FEAT_SME) then
    EndOfDecode(Decode_UNDEF);
if size IN {'0x'} then EndOfDecode(Decode_UNDEF);
constant integer esize = 8 << UInt(size);
constant integer n = UInt(Zn);
constant integer m = UInt(Zm);
constant integer da = UInt(Zda);
```

Assembler Symbols

<Zda> Is the name of the third source and destination scalable vector register, encoded in the "Zda" field.

<T> Is the size specifier, encoded in “size<0>”:

size<0>	<T>
0	S
1	D

<Zn> Is the name of the first source scalable vector register, encoded in the "Zn" field.

<Tb> Is the size specifier, encoded in “size<0>”:

size<0>	<Tb>
0	B
1	H

<Zm> Is the name of the second source scalable vector register, encoded in the "Zm" field.

Operation

```
CheckSVEEnabled();
constant integer VL = CurrentVL;
constant integer elements = VL DIV esize;
constant bits(VL) operand1 = Z[n, VL];
constant bits(VL) operand2 = Z[m, VL];
constant bits(VL) operand3 = Z[da, VL];
bits(VL) result;

for e = 0 to elements-1
    bits(esize) res = Elem[operand3, e, esize];
    for i = 0 to 3
        constant integer element1 = UInt(Elem[operand1, 4 * e + i, esize DIV 4]);
        constant integer element2 = UInt(Elem[operand2, 4 * e + i, esize DIV 4]);
        res = res + element1 * element2;
    Elem[result, e, esize] = res;

Z[da, VL] = result;
```

Operational information

If PSTATE.DIT is 1:

- The execution time of this instruction is independent of:
 - The values of the data supplied in any of its registers.
 - The values of the NZCV flags.
- The response of this instruction to asynchronous exceptions does not vary based on:
 - The values of the data supplied in any of its registers.
 - The values of the NZCV flags.

This instruction might be immediately preceded in program order by a MOVPRFX instruction. The MOVPRFX must conform to all of the following requirements, otherwise the behavior of the MOVPRFX and this instruction is CONSTRAINED UNPREDICTABLE:

- The MOVPRFX must be unpredicated.
- The MOVPRFX must specify the same destination register as this instruction.
- The destination register must not refer to architectural register state referenced by any other source operand register of this instruction.

Internal version only: aarchmrs v2025-03_rel, pseudocode v2025-03_rel ; Build timestamp: 2025-03-21T17:41

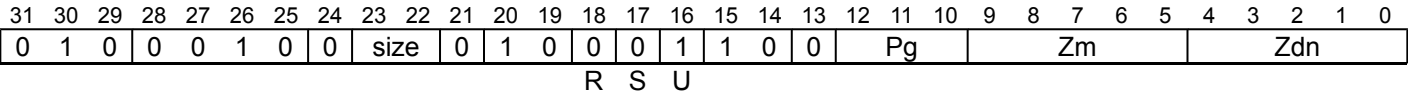
Copyright © 2010-2025 Arm Limited or its affiliates. All rights reserved. This document is Non-Confidential.

UHADD

Unsigned halving addition

Add active unsigned elements of the first source vector to corresponding unsigned elements of the second source vector, shift right one bit, and destructively place the results in the corresponding elements of the first source vector. Inactive elements in the destination vector register remain unmodified.

SVE2 (FEAT_SVE2 || FEAT_SME)



Encoding

UHADD <Zdn>.<T>, <Pg>/M, <Zdn>.<T>, <Zm>.<T>

Decode for this encoding

```
if !IsFeatureImplemented(FEAT_SVE2) && !IsFeatureImplemented(FEAT_SME) then
    EndOfDecode(Decode_UNDEF);
constant integer esize = 8 << UInt(size);
constant integer g = UInt(Pg);
constant integer dn = UInt(Zdn);
constant integer m = UInt(Zm);
```

Assembler Symbols

<Zdn> Is the name of the first source and destination scalable vector register, encoded in the "Zdn" field.

<T> Is the size specifier, encoded in "size":

size	<T>
00	B
01	H
10	S
11	D

<Pg> Is the name of the governing scalable predicate register P0-P7, encoded in the "Pg" field.

<Zm> Is the name of the second source scalable vector register, encoded in the "Zm" field.

Operation

```
CheckSVEEnabled();
constant integer VL = CurrentVL;
constant integer PL = VL DIV 8;
constant integer elements = VL DIV esize;
constant bits(PL) mask = P[g, PL];
constant bits(VL) operand1 = Z[dn, VL];
constant bits(VL) operand2 = if AnyActiveElement(mask, esize) then Z[m, VL] else Zeros(VL);
bits(VL) result;

for e = 0 to elements-1
    constant integer element1 = UInt(Elem[operand1, e, esize]);
    constant integer element2 = UInt(Elem[operand2, e, esize]);
    if ActivePredicateElement(mask, e, esize) then
        constant integer res = (element1 + element2) >> 1;
        Elem[result, e, esize] = res<esize-1:0>;
    else
        Elem[result, e, esize] = Elem[operand1, e, esize];

Z[dn, VL] = result;
```

Operational information

If PSTATE.DIT is 1:

- The execution time of this instruction is independent of:
 - The values of the data supplied in any of its operand registers when its governing predicate register contains the same value for each execution.
 - The values of the NZCV flags.
- The response of this instruction to asynchronous exceptions does not vary based on:
 - The values of the data supplied in any of its operand registers when its governing predicate register contains the same value for each execution.
 - The values of the NZCV flags.

This instruction might be immediately preceded in program order by a MOVPRFX instruction. The MOVPRFX must conform to all of the following requirements, otherwise the behavior of the MOVPRFX and this instruction is CONSTRAINED UNPREDICTABLE:

- The MOVPRFX can be predicated or unpredicated.
- A predicated MOVPRFX must use the same governing predicate register as this instruction.
- A predicated MOVPRFX must use the larger of the destination element size and first source element size in the preferred disassembly of this instruction.
- The MOVPRFX must specify the same destination register as this instruction.
- The destination register must not refer to architectural register state referenced by any other source operand register of this instruction.

Internal version only: aarchmrs v2025-03_rel, pseudocode v2025-03_rel ; Build timestamp: 2025-03-21T17:41

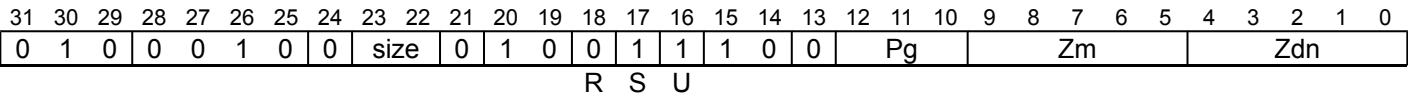
Copyright © 2010-2025 Arm Limited or its affiliates. All rights reserved. This document is Non-Confidential.

UHSUB

Unsigned halving subtract

Subtract active unsigned elements of the second source vector from corresponding unsigned elements of the first source vector, shift right one bit, and destructively place the results in the corresponding elements of the first source vector. Inactive elements in the destination vector register remain unmodified.

SVE2 (FEAT_SVE2 || FEAT_SME)



Encoding

UHSUB <Zdn>.<T>, <Pg>/M, <Zdn>.<T>, <Zm>.<T>

Decode for this encoding

```
if !IsFeatureImplemented(FEAT_SVE2) && !IsFeatureImplemented(FEAT_SME) then
    EndOfDecode(Decode_UNDEF);
constant integer esize = 8 << UInt(size);
constant integer g = UInt(Pg);
constant integer dn = UInt(Zdn);
constant integer m = UInt(Zm);
```

Assembler Symbols

<Zdn> Is the name of the first source and destination scalable vector register, encoded in the "Zdn" field.

<T> Is the size specifier, encoded in "size":

size	<T>
00	B
01	H
10	S
11	D

<Pg> Is the name of the governing scalable predicate register P0-P7, encoded in the "Pg" field.

<Zm> Is the name of the second source scalable vector register, encoded in the "Zm" field.

Operation

```
CheckSVEEnabled();
constant integer VL = CurrentVL;
constant integer PL = VL DIV 8;
constant integer elements = VL DIV esize;
constant bits(PL) mask = P[g, PL];
constant bits(VL) operand1 = Z[dn, VL];
constant bits(VL) operand2 = if AnyActiveElement(mask, esize) then Z[m, VL] else Zeros(VL);
bits(VL) result;

for e = 0 to elements-1
    constant integer element1 = UInt(Elem[operand1, e, esize]);
    constant integer element2 = UInt(Elem[operand2, e, esize]);
    if ActivePredicateElement(mask, e, esize) then
        constant integer res = (element1 - element2) >> 1;
        Elem[result, e, esize] = res<esize-1:0>;
    else
        Elem[result, e, esize] = Elem[operand1, e, esize];

Z[dn, VL] = result;
```

Operational information

If PSTATE.DIT is 1:

- The execution time of this instruction is independent of:
 - The values of the data supplied in any of its operand registers when its governing predicate register contains the same value for each execution.
 - The values of the NZCV flags.
- The response of this instruction to asynchronous exceptions does not vary based on:
 - The values of the data supplied in any of its operand registers when its governing predicate register contains the same value for each execution.
 - The values of the NZCV flags.

This instruction might be immediately preceded in program order by a MOVPRFX instruction. The MOVPRFX must conform to all of the following requirements, otherwise the behavior of the MOVPRFX and this instruction is CONSTRAINED UNPREDICTABLE:

- The MOVPRFX can be predicated or unpredicated.
- A predicated MOVPRFX must use the same governing predicate register as this instruction.
- A predicated MOVPRFX must use the larger of the destination element size and first source element size in the preferred disassembly of this instruction.
- The MOVPRFX must specify the same destination register as this instruction.
- The destination register must not refer to architectural register state referenced by any other source operand register of this instruction.

Internal version only: aarchmrs v2025-03_rel, pseudocode v2025-03_rel ; Build timestamp: 2025-03-21T17:41

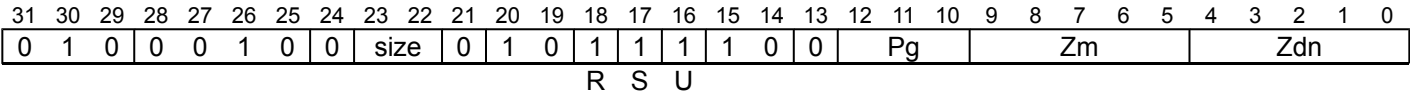
Copyright © 2010-2025 Arm Limited or its affiliates. All rights reserved. This document is Non-Confidential.

UHSUBR

Unsigned halving subtract reversed vectors

Subtract active unsigned elements of the first source vector from corresponding unsigned elements of the second source vector, shift right one bit, and destructively place the results in the corresponding elements of the first source vector. Inactive elements in the destination vector register remain unmodified.

SVE2 (FEAT_SVE2 || FEAT_SME)



Encoding

UHSUBR <Zdn>.<T>, <Pg>/M, <Zdn>.<T>, <Zm>.<T>

Decode for this encoding

```
if !IsFeatureImplemented(FEAT_SVE2) && !IsFeatureImplemented(FEAT_SME) then
    EndOfDecode(Decode_UNDEF);
constant integer esize = 8 << UInt(size);
constant integer g = UInt(Pg);
constant integer dn = UInt(Zdn);
constant integer m = UInt(Zm);
```

Assembler Symbols

<Zdn> Is the name of the first source and destination scalable vector register, encoded in the "Zdn" field.

<T> Is the size specifier, encoded in "size":

size	<T>
00	B
01	H
10	S
11	D

<Pg> Is the name of the governing scalable predicate register P0-P7, encoded in the "Pg" field.

<Zm> Is the name of the second source scalable vector register, encoded in the "Zm" field.

Operation

```
CheckSVEEnabled();
constant integer VL = CurrentVL;
constant integer PL = VL DIV 8;
constant integer elements = VL DIV esize;
constant bits(PL) mask = P[g, PL];
constant bits(VL) operand1 = Z[dn, VL];
constant bits(VL) operand2 = if AnyActiveElement(mask, esize) then Z[m, VL] else Zeros(VL);
bits(VL) result;

for e = 0 to elements-1
    constant integer element1 = UInt(Elem[operand1, e, esize]);
    constant integer element2 = UInt(Elem[operand2, e, esize]);
    if ActivePredicateElement(mask, e, esize) then
        constant integer res = (element2 - element1) >> 1;
        Elem[result, e, esize] = res<esize-1:0>;
    else
        Elem[result, e, esize] = Elem[operand1, e, esize];

Z[dn, VL] = result;
```

Operational information

If PSTATE.DIT is 1:

- The execution time of this instruction is independent of:
 - The values of the data supplied in any of its operand registers when its governing predicate register contains the same value for each execution.
 - The values of the NZCV flags.
- The response of this instruction to asynchronous exceptions does not vary based on:
 - The values of the data supplied in any of its operand registers when its governing predicate register contains the same value for each execution.
 - The values of the NZCV flags.

This instruction might be immediately preceded in program order by a MOVPRFX instruction. The MOVPRFX must conform to all of the following requirements, otherwise the behavior of the MOVPRFX and this instruction is CONSTRAINED UNPREDICTABLE:

- The MOVPRFX can be predicated or unpredicated.
- A predicated MOVPRFX must use the same governing predicate register as this instruction.
- A predicated MOVPRFX must use the larger of the destination element size and first source element size in the preferred disassembly of this instruction.
- The MOVPRFX must specify the same destination register as this instruction.
- The destination register must not refer to architectural register state referenced by any other source operand register of this instruction.

Internal version only: aarchmrs v2025-03_rel, pseudocode v2025-03_rel ; Build timestamp: 2025-03-21T17:41

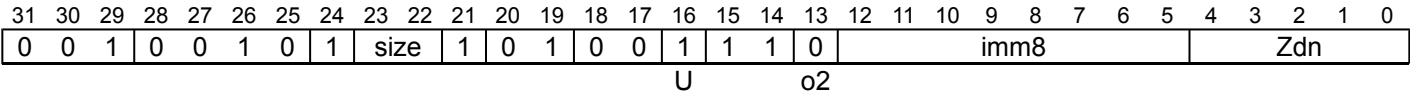
Copyright © 2010-2025 Arm Limited or its affiliates. All rights reserved. This document is Non-Confidential.

UMAX (immediate)

Unsigned maximum with immediate (unpredicated)

Determine the unsigned maximum of an immediate and each element of the source vector, and destructively place the results in the corresponding elements of the source vector. The immediate is an unsigned 8-bit value in the range 0 to 255, inclusive. This instruction is unpredicated.

SVE (FEAT_SVE || FEAT_SME)



Encoding

```
UMAX <Zdn>.<T>, <Zdn>.<T>, #<imm>
```

Decode for this encoding

```
if !IsFeatureImplemented(FEAT_SVE) && !IsFeatureImplemented(FEAT_SME) then
    EndOfDecode(Decode_UNDEF);
constant integer esize = 8 << UInt(size);
constant integer dn = UInt(Zdn);
constant boolean unsigned = TRUE;
constant integer imm = Int(imm8, unsigned);
```

Assembler Symbols

<Zdn> Is the name of the source and destination scalable vector register, encoded in the "Zdn" field.

<T> Is the size specifier, encoded in "size":

size	<T>
00	B
01	H
10	S
11	D

<imm> Is the unsigned immediate operand, in the range 0 to 255, encoded in the "imm8" field.

Operation

```
CheckSVEEnabled();
constant integer VL = CurrentVL;
constant integer elements = VL DIV esize;
constant bits(VL) operand1 = Z[dn, VL];
bits(VL) result;

for e = 0 to elements-1
    constant integer element1 = Int(Elem[operand1, e, esize], unsigned);
    Elem[result, e, esize] = Max(element1, imm<esize-1:0>);

Z[dn, VL] = result;
```

Operational information

- If PSTATE.DIT is 1:
- The execution time of this instruction is independent of:
 - The values of the data supplied in any of its registers.
 - The values of the NZCV flags.

- The response of this instruction to asynchronous exceptions does not vary based on:
 - The values of the data supplied in any of its registers.
 - The values of the NZCV flags.

This instruction might be immediately preceded in program order by a `MOVPRFX` instruction. The `MOVPRFX` must conform to all of the following requirements, otherwise the behavior of the `MOVPRFX` and this instruction is **CONSTRAINED UNPREDICTABLE**:

- The `MOVPRFX` must be unpredicated.
- The `MOVPRFX` must specify the same destination register as this instruction.
- The destination register must not refer to architectural register state referenced by any other source operand register of this instruction.

Internal version only: aarchmrs v2025-03_rel, pseudocode v2025-03_rel ; Build timestamp: 2025-03-21T17:41

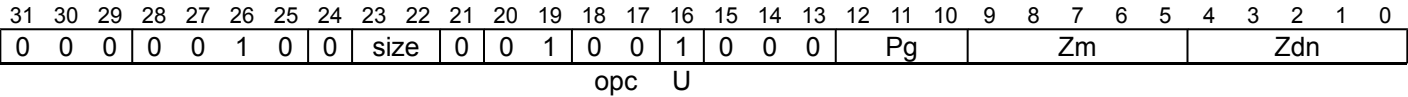
Copyright © 2010-2025 Arm Limited or its affiliates. All rights reserved. This document is Non-Confidential.

UMAX (vectors)

Unsigned maximum vectors (predicated)

Determine the unsigned maximum of active elements of the second source vector and corresponding elements of the first source vector and destructively place the results in the corresponding elements of the first source vector. Inactive elements in the destination vector register remain unmodified.

SVE (FEAT_SVE || FEAT_SME)



Encoding

UMAX <Zdn>.<T>, <Pg>/M, <Zdn>.<T>, <Zm>.<T>

Decode for this encoding

```
if !IsFeatureImplemented(FEAT_SVE) && !IsFeatureImplemented(FEAT_SME) then
    EndOfDecode(Decode_UNDEF);
constant integer esize = 8 << UInt(size);
constant integer g = UInt(Pg);
constant integer dn = UInt(Zdn);
constant integer m = UInt(Zm);
```

Assembler Symbols

<Zdn> Is the name of the first source and destination scalable vector register, encoded in the "Zdn" field.

<T> Is the size specifier, encoded in "size":

size	<T>
00	B
01	H
10	S
11	D

<Pg> Is the name of the governing scalable predicate register P0-P7, encoded in the "Pg" field.

<Zm> Is the name of the second source scalable vector register, encoded in the "Zm" field.

Operation

```
CheckSVEEnabled();
constant integer VL = CurrentVL;
constant integer PL = VL DIV 8;
constant integer elements = VL DIV esize;
constant bits(PL) mask = P[g, PL];
constant bits(VL) operand1 = Z[dn, VL];
constant bits(VL) operand2 = if AnyActiveElement(mask, esize) then Z[m, VL] else Zeros(VL);
bits(VL) result;

for e = 0 to elements-1
    constant integer element1 = UInt(Elem[operand1, e, esize]);
    constant integer element2 = UInt(Elem[operand2, e, esize]);
    if ActivePredicateElement(mask, e, esize) then
        constant integer maximum = Max(element1, element2);
        Elem[result, e, esize] = maximum<esize-1:0>;
    else
        Elem[result, e, esize] = Elem[operand1, e, esize];

Z[dn, VL] = result;
```

Operational information

If PSTATE.DIT is 1:

- The execution time of this instruction is independent of:
 - The values of the data supplied in any of its operand registers when its governing predicate register contains the same value for each execution.
 - The values of the NZCV flags.
- The response of this instruction to asynchronous exceptions does not vary based on:
 - The values of the data supplied in any of its operand registers when its governing predicate register contains the same value for each execution.
 - The values of the NZCV flags.

This instruction might be immediately preceded in program order by a MOVPRFX instruction. The MOVPRFX must conform to all of the following requirements, otherwise the behavior of the MOVPRFX and this instruction is CONSTRAINED UNPREDICTABLE:

- The MOVPRFX can be predicated or unpredicated.
- A predicated MOVPRFX must use the same governing predicate register as this instruction.
- A predicated MOVPRFX must use the larger of the destination element size and first source element size in the preferred disassembly of this instruction.
- The MOVPRFX must specify the same destination register as this instruction.
- The destination register must not refer to architectural register state referenced by any other source operand register of this instruction.

Internal version only: aarchmrs v2025-03_rel, pseudocode v2025-03_rel ; Build timestamp: 2025-03-21T17:41

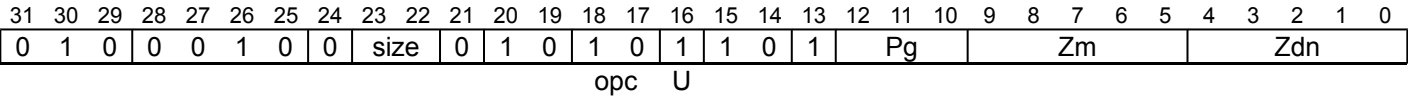
Copyright © 2010-2025 Arm Limited or its affiliates. All rights reserved. This document is Non-Confidential.

UMAXP

Unsigned maximum pairwise

Compute the maximum value of each pair of adjacent unsigned integer elements within each source vector, and interleave the results from corresponding lanes. The interleaved result values are destructively placed in the first source vector.

SVE2 (FEAT_SVE2 || FEAT_SME)



Encoding

UMAXP <Zdn>.<T>, <Pg>/M, <Zdn>.<T>, <Zm>.<T>

Decode for this encoding

```
if !IsFeatureImplemented(FEAT_SVE2) && !IsFeatureImplemented(FEAT_SME) then
    EndOfDecode(Decode_UNDEF);
constant integer esize = 8 << UInt(size);
constant integer g = UInt(Pg);
constant integer m = UInt(Zm);
constant integer dn = UInt(Zdn);
```

Assembler Symbols

<Zdn> Is the name of the first source and destination scalable vector register, encoded in the "Zdn" field.

<T> Is the size specifier, encoded in "size":

size	<T>
00	B
01	H
10	S
11	D

<Pg> Is the name of the governing scalable predicate register P0-P7, encoded in the "Pg" field.

<Zm> Is the name of the second source scalable vector register, encoded in the "Zm" field.

Operation

```
CheckSVEEnabled();
constant integer VL = CurrentVL;
constant integer PL = VL DIV 8;
constant integer elements = VL DIV esize;
constant bits(PL) mask = P[g, PL];
constant bits(VL) operand1 = Z[dn, VL];
constant bits(VL) operand2 = if AnyActiveElement(mask, esize) then Z[m, VL] else Zeros(VL);
bits(VL) result;
integer element1;
integer element2;

for e = 0 to elements-1
    if !ActivePredicateElement(mask, e, esize) then
        Elem[result, e, esize] = Elem[operand1, e, esize];
    else
        if IsEven(e) then
            element1 = UInt(Elem[operand1, e + 0, esize]);
            element2 = UInt(Elem[operand1, e + 1, esize]);
        else
            element1 = UInt(Elem[operand2, e - 1, esize]);
            element2 = UInt(Elem[operand2, e + 0, esize]);
        constant integer res = Max(element1, element2);
        Elem[result, e, esize] = res<esize-1:0>;

Z[dn, VL] = result;
```

Operational information

If PSTATE.DIT is 1:

- The execution time of this instruction is independent of:
 - The values of the data supplied in any of its operand registers when its governing predicate register contains the same value for each execution.
 - The values of the NZCV flags.
- The response of this instruction to asynchronous exceptions does not vary based on:
 - The values of the data supplied in any of its operand registers when its governing predicate register contains the same value for each execution.
 - The values of the NZCV flags.

This instruction might be immediately preceded in program order by a MOVPRFX instruction. The MOVPRFX must conform to all of the following requirements, otherwise the behavior of the MOVPRFX and this instruction is CONSTRAINED UNPREDICTABLE:

- The MOVPRFX must be unpredicated.
- The MOVPRFX must specify the same destination register as this instruction.
- The destination register must not refer to architectural register state referenced by any other source operand register of this instruction.

Internal version only: aarchmrs v2025-03_rel, pseudocode v2025-03_rel ; Build timestamp: 2025-03-21T17:41

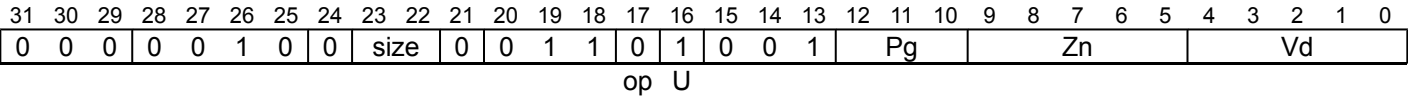
Copyright © 2010-2025 Arm Limited or its affiliates. All rights reserved. This document is Non-Confidential.

UMAXQV

Unsigned maximum reduction of quadword vector segments

Unsigned maximum of the same element numbers from each 128-bit source vector segment, placing each result into the corresponding element number of the 128-bit SIMD&FP destination register. Inactive elements in the source vector are treated as zero.

SVE2
(FEAT_SVE2p1 || FEAT_SME2p1)



Encoding

```
UMAXQV <Vd>.<T>, <Pg>, <Zn>.<Tb>
```

Decode for this encoding

```
if !IsFeatureImplemented(FEAT_SVE2p1) && !IsFeatureImplemented(FEAT_SME2p1) then
    EndOfDecode(Decode_UNDEF);
constant integer esize = 8 << UInt(size);
constant integer g = UInt(Pg);
constant integer n = UInt(Zn);
constant integer d = UInt(Vd);
constant boolean unsigned = TRUE;
```

Assembler Symbols

<Vd> Is the name of the destination SIMD&FP register, encoded in the "Vd" field.

<T> Is an arrangement specifier, encoded in “size”:

size	<T>
00	16B
01	8H
10	4S
11	2D

<Pg> Is the name of the governing scalable predicate register P0-P7, encoded in the "Pg" field.

<Zn> Is the name of the source scalable vector register, encoded in the "Zn" field.

<Tb> Is the size specifier, encoded in “size”:

size	<Tb>
00	B
01	H
10	S
11	D

Operation

```
CheckSVEEnabled();
constant integer VL = CurrentVL;
constant integer PL = VL DIV 8;
constant integer segments = VL DIV 128;
constant integer elemperssegment = 128 DIV esize;
constant bits(PL) mask = P[g, PL];
constant bits(VL) operand = if AnyActiveElement(mask, esize) then Z[n, VL] else Zeros(VL);
bits(128) result = Zeros(128);
bits(128) stmp = Zeros(128);

integer dtmp;

for e = 0 to elemperssegment-1
    dtmp = if unsigned then 0 else -(2^(esize-1));
    for s = 0 to segments-1
        if ActivePredicateElement(mask, s * elemperssegment + e, esize) then
            stmp = Elem[operand, s, 128];
            dtmp = Max(dtmp, UInt(Elem[stmp, e, esize]));
        Elem[result, e, esize] = dtmp<esize-1:0>;

V[d, 128] = result;
```

Operational information

If PSTATE.DIT is 1:

- The execution time of this instruction is independent of:
 - The values of the data supplied in any of its operand registers when its governing predicate register contains the same value for each execution.
 - The values of the NZCV flags.
- The response of this instruction to asynchronous exceptions does not vary based on:
 - The values of the data supplied in any of its operand registers when its governing predicate register contains the same value for each execution.
 - The values of the NZCV flags.

Internal version only: aarchmrs v2025-03_rel, pseudocode v2025-03_rel ; Build timestamp: 2025-03-21T17:41

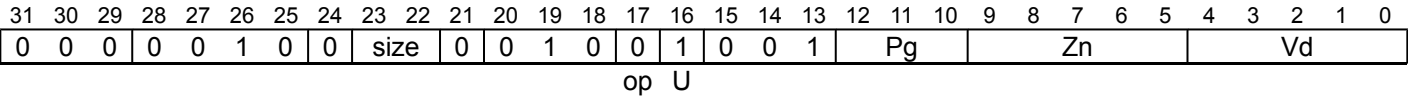
Copyright © 2010-2025 Arm Limited or its affiliates. All rights reserved. This document is Non-Confidential.

UMAXV

Unsigned maximum reduction to scalar

Unsigned maximum horizontally across all lanes of a vector, and place the result in the SIMD&FP scalar destination register. Inactive elements in the source vector are treated as zero.

SVE (FEAT_SVE || FEAT_SME)



Encoding

UMAXV <V><d>, <Pg>, <Zn>.<T>

Decode for this encoding

```
if !IsFeatureImplemented(FEAT_SVE) && !IsFeatureImplemented(FEAT_SME) then
    EndOfDecode(Decode_UNDEF);
constant integer esize = 8 << UInt(size);
constant integer g = UInt(Pg);
constant integer n = UInt(Zn);
constant integer d = UInt(Vd);
constant boolean unsigned = TRUE;
```

Assembler Symbols

<V> Is a width specifier, encoded in “size”:

size	<V>
00	B
01	H
10	S
11	D

<d> Is the number [0-31] of the destination SIMD&FP register, encoded in the "Vd" field.

<Pg> Is the name of the governing scalable predicate register P0-P7, encoded in the "Pg" field.

<Zn> Is the name of the source scalable vector register, encoded in the "Zn" field.

<T> Is the size specifier, encoded in “size”:

size	<T>
00	B
01	H
10	S
11	D

Operation

```
CheckSVEEnabled();
constant integer VL = CurrentVL;
constant integer PL = VL DIV 8;
constant integer elements = VL DIV esize;
constant bits(PL) mask = P[g, PL];
constant bits(VL) operand = if AnyActiveElement(mask, esize) then Z[n, VL] else Zeros(VL);
integer maximum = if unsigned then 0 else -(2^(esize-1));

for e = 0 to elements-1
    if ActivePredicateElement(mask, e, esize) then
        constant integer element = Int(Elem[operand, e, esize], unsigned);
        maximum = Max(maximum, element);

V[d, esize] = maximum<esize-1:0>;
```

Operational information

If PSTATE.DIT is 1:

- The execution time of this instruction is independent of:
 - The values of the data supplied in any of its operand registers when its governing predicate register contains the same value for each execution.
 - The values of the NZCV flags.
- The response of this instruction to asynchronous exceptions does not vary based on:
 - The values of the data supplied in any of its operand registers when its governing predicate register contains the same value for each execution.
 - The values of the NZCV flags.

Internal version only: aarchmrs v2025-03_rel, pseudocode v2025-03_rel ; Build timestamp: 2025-03-21T17:41

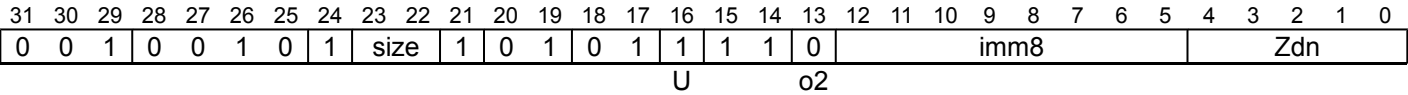
Copyright © 2010-2025 Arm Limited or its affiliates. All rights reserved. This document is Non-Confidential.

UMIN (immediate)

Unsigned minimum with immediate (unpredicated)

Determine the unsigned minimum of an immediate and each element of the source vector, and destructively place the results in the corresponding elements of the source vector. The immediate is an unsigned 8-bit value in the range 0 to 255, inclusive. This instruction is unpredicated.

SVE (FEAT_SVE || FEAT_SME)



Encoding

```
UMIN <Zdn>.<T>, <Zdn>.<T>, #<imm>
```

Decode for this encoding

```
if !IsFeatureImplemented(FEAT_SVE) && !IsFeatureImplemented(FEAT_SME) then
    EndOfDecode(Decode_UNDEF);
constant integer esize = 8 << UInt(size);
constant integer dn = UInt(Zdn);
constant boolean unsigned = TRUE;
constant integer imm = Int(imm8, unsigned);
```

Assembler Symbols

<Zdn> Is the name of the source and destination scalable vector register, encoded in the "Zdn" field.

<T> Is the size specifier, encoded in "size":

size	<T>
00	B
01	H
10	S
11	D

<imm> Is the unsigned immediate operand, in the range 0 to 255, encoded in the "imm8" field.

Operation

```
CheckSVEEnabled();
constant integer VL = CurrentVL;
constant integer elements = VL DIV esize;
constant bits(VL) operand1 = Z[dn, VL];
bits(VL) result;

for e = 0 to elements-1
    constant integer element1 = Int(Elem[operand1, e, esize], unsigned);
    Elem[result, e, esize] = Min(element1, imm<esize-1:0>);

Z[dn, VL] = result;
```

Operational information

- If PSTATE.DIT is 1:
- The execution time of this instruction is independent of:
 - The values of the data supplied in any of its registers.
 - The values of the NZCV flags.

- The response of this instruction to asynchronous exceptions does not vary based on:
 - The values of the data supplied in any of its registers.
 - The values of the NZCV flags.

This instruction might be immediately preceded in program order by a `MOVPRFX` instruction. The `MOVPRFX` must conform to all of the following requirements, otherwise the behavior of the `MOVPRFX` and this instruction is **CONSTRAINED UNPREDICTABLE**:

- The `MOVPRFX` must be unpredicated.
- The `MOVPRFX` must specify the same destination register as this instruction.
- The destination register must not refer to architectural register state referenced by any other source operand register of this instruction.

Internal version only: aarchmrs v2025-03_rel, pseudocode v2025-03_rel ; Build timestamp: 2025-03-21T17:41

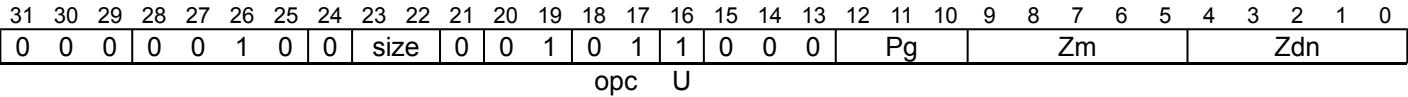
Copyright © 2010-2025 Arm Limited or its affiliates. All rights reserved. This document is Non-Confidential.

UMIN (vectors)

Unsigned minimum vectors (predicated)

Determine the unsigned minimum of active elements of the second source vector and corresponding elements of the first source vector and destructively place the results in the corresponding elements of the first source vector. Inactive elements in the destination vector register remain unmodified.

SVE
(FEAT_SVE || FEAT_SME)



Encoding

UMIN <Zdn>.<T>, <Pg>/M, <Zdn>.<T>, <Zm>.<T>

Decode for this encoding

```
if !IsFeatureImplemented(FEAT_SVE) && !IsFeatureImplemented(FEAT_SME) then
    EndOfDecode(Decode_UNDEF);
constant integer esize = 8 << UInt(size);
constant integer g = UInt(Pg);
constant integer dn = UInt(Zdn);
constant integer m = UInt(Zm);
```

Assembler Symbols

<Zdn> Is the name of the first source and destination scalable vector register, encoded in the "Zdn" field.

<T> Is the size specifier, encoded in "size":

size	<T>
00	B
01	H
10	S
11	D

<Pg> Is the name of the governing scalable predicate register P0-P7, encoded in the "Pg" field.

<Zm> Is the name of the second source scalable vector register, encoded in the "Zm" field.

Operation

```
CheckSVEEnabled();
constant integer VL = CurrentVL;
constant integer PL = VL DIV 8;
constant integer elements = VL DIV esize;
constant bits(PL) mask = P[g, PL];
constant bits(VL) operand1 = Z[dn, VL];
constant bits(VL) operand2 = if AnyActiveElement(mask, esize) then Z[m, VL] else Zeros(VL);
bits(VL) result;

for e = 0 to elements-1
    constant integer element1 = UInt(Elem[operand1, e, esize]);
    constant integer element2 = UInt(Elem[operand2, e, esize]);
    if ActivePredicateElement(mask, e, esize) then
        constant integer minimum = Min(element1, element2);
        Elem[result, e, esize] = minimum<esize-1:0>;
    else
        Elem[result, e, esize] = Elem[operand1, e, esize];

Z[dn, VL] = result;
```

Operational information

If PSTATE.DIT is 1:

- The execution time of this instruction is independent of:
 - The values of the data supplied in any of its operand registers when its governing predicate register contains the same value for each execution.
 - The values of the NZCV flags.
- The response of this instruction to asynchronous exceptions does not vary based on:
 - The values of the data supplied in any of its operand registers when its governing predicate register contains the same value for each execution.
 - The values of the NZCV flags.

This instruction might be immediately preceded in program order by a MOVPRFX instruction. The MOVPRFX must conform to all of the following requirements, otherwise the behavior of the MOVPRFX and this instruction is CONSTRAINED UNPREDICTABLE:

- The MOVPRFX can be predicated or unpredicated.
- A predicated MOVPRFX must use the same governing predicate register as this instruction.
- A predicated MOVPRFX must use the larger of the destination element size and first source element size in the preferred disassembly of this instruction.
- The MOVPRFX must specify the same destination register as this instruction.
- The destination register must not refer to architectural register state referenced by any other source operand register of this instruction.

Internal version only: aarchmrs v2025-03_rel, pseudocode v2025-03_rel ; Build timestamp: 2025-03-21T17:41

Copyright © 2010-2025 Arm Limited or its affiliates. All rights reserved. This document is Non-Confidential.

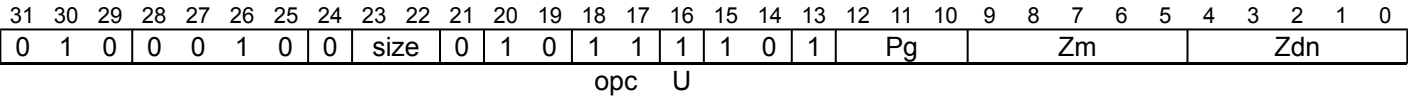
UMINP

Unsigned minimum pairwise

Compute the minimum value of each pair of adjacent unsigned integer elements within each source vector, and interleave the results from corresponding lanes. The interleaved result values are destructively placed in the first source vector.

SVE2

(FEAT_SVE2 || FEAT_SME)



Encoding

UMINP <Zdn>.<T>, <Pg>/M, <Zdn>.<T>, <Zm>.<T>

Decode for this encoding

```
if !IsFeatureImplemented(FEAT_SVE2) && !IsFeatureImplemented(FEAT_SME) then
    EndOfDecode(Decode_UNDEF);
constant integer esize = 8 << UInt(size);
constant integer g = UInt(Pg);
constant integer m = UInt(Zm);
constant integer dn = UInt(Zdn);
```

Assembler Symbols

<Zdn> Is the name of the first source and destination scalable vector register, encoded in the "Zdn" field.

<T> Is the size specifier, encoded in "size":

size	<T>
00	B
01	H
10	S
11	D

<Pg> Is the name of the governing scalable predicate register P0-P7, encoded in the "Pg" field.

<Zm> Is the name of the second source scalable vector register, encoded in the "Zm" field.

Operation

```
CheckSVEEnabled();
constant integer VL = CurrentVL;
constant integer PL = VL DIV 8;
constant integer elements = VL DIV esize;
constant bits(PL) mask = P[g, PL];
constant bits(VL) operand1 = Z[dn, VL];
constant bits(VL) operand2 = if AnyActiveElement(mask, esize) then Z[m, VL] else Zeros(VL);
bits(VL) result;
integer element1;
integer element2;

for e = 0 to elements-1
    if !ActivePredicateElement(mask, e, esize) then
        Elem[result, e, esize] = Elem[operand1, e, esize];
    else
        if IsEven(e) then
            element1 = UInt(Elem[operand1, e + 0, esize]);
            element2 = UInt(Elem[operand1, e + 1, esize]);
        else
            element1 = UInt(Elem[operand2, e - 1, esize]);
            element2 = UInt(Elem[operand2, e + 0, esize]);
        constant integer res = Min(element1, element2);
        Elem[result, e, esize] = res<esize-1:0>;

Z[dn, VL] = result;
```

Operational information

If PSTATE.DIT is 1:

- The execution time of this instruction is independent of:
 - The values of the data supplied in any of its operand registers when its governing predicate register contains the same value for each execution.
 - The values of the NZCV flags.
- The response of this instruction to asynchronous exceptions does not vary based on:
 - The values of the data supplied in any of its operand registers when its governing predicate register contains the same value for each execution.
 - The values of the NZCV flags.

This instruction might be immediately preceded in program order by a MOVPRFX instruction. The MOVPRFX must conform to all of the following requirements, otherwise the behavior of the MOVPRFX and this instruction is CONSTRAINED UNPREDICTABLE:

- The MOVPRFX must be unpredicated.
- The MOVPRFX must specify the same destination register as this instruction.
- The destination register must not refer to architectural register state referenced by any other source operand register of this instruction.

Internal version only: aarchmrs v2025-03_rel, pseudocode v2025-03_rel ; Build timestamp: 2025-03-21T17:41

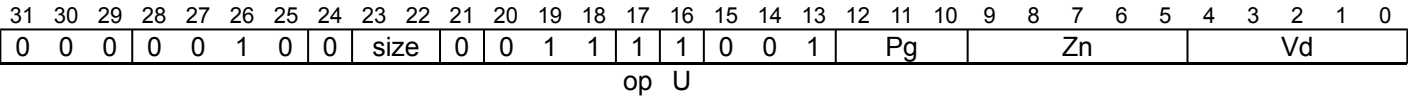
Copyright © 2010-2025 Arm Limited or its affiliates. All rights reserved. This document is Non-Confidential.

UMINQV

Unsigned minimum reduction of quadword vector segments

Unsigned minimum of the same element numbers from each 128-bit source vector segment, placing each result into the corresponding element number of the 128-bit SIMD&FP destination register. Inactive elements in the source vector are treated as the maximum unsigned integer for the element size.

SVE2
(FEAT_SVE2p1 || FEAT_SME2p1)



Encoding

```
UMINQV <Vd>.<T>, <Pg>, <Zn>.<Tb>
```

Decode for this encoding

```
if !IsFeatureImplemented(FEAT_SVE2p1) && !IsFeatureImplemented(FEAT_SME2p1) then
    EndOfDecode(Decode_UNDEF);
constant integer esize = 8 << UInt(size);
constant integer g = UInt(Pg);
constant integer n = UInt(Zn);
constant integer d = UInt(Vd);
constant boolean unsigned = TRUE;
```

Assembler Symbols

<Vd> Is the name of the destination SIMD&FP register, encoded in the "Vd" field.

<T> Is an arrangement specifier, encoded in “size”:

size	<T>
00	16B
01	8H
10	4S
11	2D

<Pg> Is the name of the governing scalable predicate register P0-P7, encoded in the "Pg" field.

<Zn> Is the name of the source scalable vector register, encoded in the "Zn" field.

<Tb> Is the size specifier, encoded in “size”:

size	<Tb>
00	B
01	H
10	S
11	D

Operation

```
CheckSVEEnabled();
constant integer VL = CurrentVL;
constant integer PL = VL DIV 8;
constant integer segments = VL DIV 128;
constant integer elemperssegment = 128 DIV esize;
constant bits(PL) mask = P[g, PL];
constant bits(VL) operand = if AnyActiveElement(mask, esize) then Z[n, VL] else Zeros(VL);
bits(128) result = Zeros(128);
bits(128) stmp = Zeros(128);

integer dtmp;

for e = 0 to elemperssegment-1
    dtmp = if unsigned then (2^esize - 1) else (2^(esize-1) - 1);
    for s = 0 to segments-1
        if ActivePredicateElement(mask, s * elemperssegment + e, esize) then
            stmp = Elem[operand, s, 128];
            dtmp = Min(dtmp, UInt(Elem[stmp, e, esize]));
        Elem[result, e, esize] = dtmp<esize-1:0>;

V[d, 128] = result;
```

Operational information

If PSTATE.DIT is 1:

- The execution time of this instruction is independent of:
 - The values of the data supplied in any of its operand registers when its governing predicate register contains the same value for each execution.
 - The values of the NZCV flags.
- The response of this instruction to asynchronous exceptions does not vary based on:
 - The values of the data supplied in any of its operand registers when its governing predicate register contains the same value for each execution.
 - The values of the NZCV flags.

Internal version only: aarchmrs v2025-03_rel, pseudocode v2025-03_rel ; Build timestamp: 2025-03-21T17:41

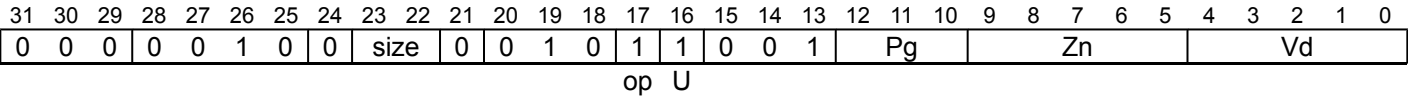
Copyright © 2010-2025 Arm Limited or its affiliates. All rights reserved. This document is Non-Confidential.

UMINV

Unsigned minimum reduction to scalar

Unsigned minimum horizontally across all lanes of a vector, and place the result in the SIMD&FP scalar destination register. Inactive elements in the source vector are treated as the maximum unsigned integer for the element size.

SVE
(FEAT_SVE || FEAT_SME)



Encoding

UMINV <V><d>, <Pg>, <Zn>.<T>

Decode for this encoding

```
if !IsFeatureImplemented(FEAT_SVE) && !IsFeatureImplemented(FEAT_SME) then
    EndOfDecode(Decode_UNDEF);
constant integer esize = 8 << UInt(size);
constant integer g = UInt(Pg);
constant integer n = UInt(Zn);
constant integer d = UInt(Vd);
constant boolean unsigned = TRUE;
```

Assembler Symbols

<V> Is a width specifier, encoded in "size":

size	<V>
00	B
01	H
10	S
11	D

<d> Is the number [0-31] of the destination SIMD&FP register, encoded in the "Vd" field.

<Pg> Is the name of the governing scalable predicate register P0-P7, encoded in the "Pg" field.

<Zn> Is the name of the source scalable vector register, encoded in the "Zn" field.

<T> Is the size specifier, encoded in "size":

size	<T>
00	B
01	H
10	S
11	D

Operation

```
CheckSVEEnabled();
constant integer VL = CurrentVL;
constant integer PL = VL DIV 8;
constant integer elements = VL DIV esize;
constant bits(PL) mask = P[g, PL];
constant bits(VL) operand = if AnyActiveElement(mask, esize) then Z[n, VL] else Zeros(VL);
integer minimum = if unsigned then (2^esize - 1) else (2^(esize-1) - 1);

for e = 0 to elements-1
    if ActivePredicateElement(mask, e, esize) then
        constant integer element = Int(Elem[operand, e, esize], unsigned);
        minimum = Min(minimum, element);

V[d, esize] = minimum<esize-1:0>;
```

Operational information

If PSTATE.DIT is 1:

- The execution time of this instruction is independent of:
 - The values of the data supplied in any of its operand registers when its governing predicate register contains the same value for each execution.
 - The values of the NZCV flags.
- The response of this instruction to asynchronous exceptions does not vary based on:
 - The values of the data supplied in any of its operand registers when its governing predicate register contains the same value for each execution.
 - The values of the NZCV flags.

Internal version only: aarchmrs v2025-03_rel, pseudocode v2025-03_rel ; Build timestamp: 2025-03-21T17:41

Copyright © 2010-2025 Arm Limited or its affiliates. All rights reserved. This document is Non-Confidential.

UMLALB (indexed)

Unsigned multiply-add long to accumulator (bottom, indexed)

Multiply the even-numbered unsigned elements within each 128-bit segment of the first source vector by the specified unsigned element in the corresponding second source vector segment and destructively add to the overlapping double-width elements of the addend vector.

The elements within the second source vector are specified using an immediate index which selects the same element position within each 128-bit vector segment. The index range is from 0 to one less than the number of elements per 128-bit segment.

It has encodings from 2 classes: [32-bit](#) and [64-bit](#)

32-bit

(FEAT_SVE2 || FEAT_SME)

31	30	29	28	27	26	25	24	23	22	21	20	19	18	17	16	15	14	13	12	11	10	9	8	7	6	5	4	3	2	1	0	
0	1	0	0	0	1	0	0	1	0	1	i3h		Zm			1	0	0	1	i3l	0				Zn				Zda			
size												S			U			T														

Encoding

UMLALB <Zda>.S, <Zn>.H, <Zm>.H[<imm>]

Decode for this encoding

```
if !IsFeatureImplemented(FEAT_SVE2) && !IsFeatureImplemented(FEAT_SME) then
    EndOfDecode(Decode_UNDEF);
constant integer esize = 16;
constant integer index = UInt(i3h:i3l);
constant integer n = UInt(Zn);
constant integer m = UInt(Zm);
constant integer da = UInt(Zda);
constant integer sel = 0;
```

64-bit

(FEAT_SVE2 || FEAT_SME)

31	30	29	28	27	26	25	24	23	22	21	20	19	18	17	16	15	14	13	12	11	10	9	8	7	6	5	4	3	2	1	0	
0	1	0	0	0	1	0	0	1	1	1	i2h		Zm			1	0	0	1	i2l	0				Zn				Zda			
size												S			U			T														

Encoding

UMLALB <Zda>.D, <Zn>.S, <Zm>.S[<imm>]

Decode for this encoding

```
if !IsFeatureImplemented(FEAT_SVE2) && !IsFeatureImplemented(FEAT_SME) then
    EndOfDecode(Decode_UNDEF);
constant integer esize = 32;
constant integer index = UInt(i2h:i2l);
constant integer n = UInt(Zn);
constant integer m = UInt(Zm);
constant integer da = UInt(Zda);
constant integer sel = 0;
```

Assembler Symbols

- <Zda> Is the name of the third source and destination scalable vector register, encoded in the "Zda" field.
- <Zn> Is the name of the first source scalable vector register, encoded in the "Zn" field.
- <Zm> For the "32-bit" variant: is the name of the second source scalable vector register Z0-Z7, encoded in the "Zm" field.

For the "64-bit" variant: is the name of the second source scalable vector register Z0-Z15, encoded in the "Zm" field.

<imm>

For the "32-bit" variant: is the element index, in the range 0 to 7, encoded in the "i3h:i3l" fields.

For the "64-bit" variant: is the element index, in the range 0 to 3, encoded in the "i2h:i2l" fields.

Operation

```
CheckSVEEnabled();
constant integer VL = CurrentVL;
constant integer elements = VL DIV (2 * esize);
constant integer eltspersegment = 128 DIV (2 * esize);
constant bits(VL) operand1 = Z[n, VL];
constant bits(VL) operand2 = Z[m, VL];
bits(VL) result = Z[da, VL];

for e = 0 to elements-1
    constant integer s = e - (e MOD eltspersegment);
    constant integer element1 = UInt(Elem[operand1, 2 * e + sel, esize]);
    constant integer element2 = UInt(Elem[operand2, 2 * s + index, esize]);
    constant bits(2*esize) product = (element1 * element2) < 2*esize-1:0>;
    Elem[result, e, 2*esize] = Elem[result, e, 2*esize] + product;

Z[da, VL] = result;
```

Operational information

If PSTATE.DIT is 1:

- The execution time of this instruction is independent of:
 - The values of the data supplied in any of its registers.
 - The values of the NZCV flags.
- The response of this instruction to asynchronous exceptions does not vary based on:
 - The values of the data supplied in any of its registers.
 - The values of the NZCV flags.

This instruction might be immediately preceded in program order by a MOVPRFX instruction. The MOVPRFX must conform to all of the following requirements, otherwise the behavior of the MOVPRFX and this instruction is CONSTRAINED UNPREDICTABLE:

- The MOVPRFX must be unpredicated.
- The MOVPRFX must specify the same destination register as this instruction.
- The destination register must not refer to architectural register state referenced by any other source operand register of this instruction.

Internal version only: aarchmrs v2025-03_rel, pseudocode v2025-03_rel ; Build timestamp: 2025-03-21T17:41

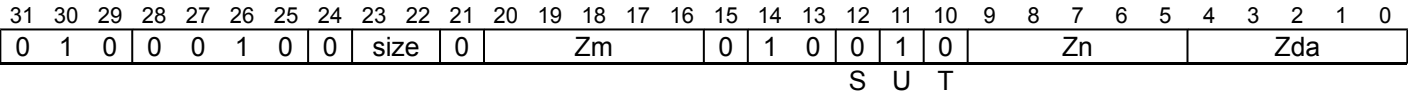
Copyright © 2010-2025 Arm Limited or its affiliates. All rights reserved. This document is Non-Confidential.

UMLALB (vectors)

Unsigned multiply-add long to accumulator (bottom)

Multiply the corresponding even-numbered unsigned elements of the first and second source vectors and destructively add to the overlapping double-width elements of the addend vector. This instruction is unpredicated.

SVE2 (FEAT_SVE2 || FEAT_SME)



Encoding

UMLALB <Zda>.<T>, <Zn>.<Tb>, <Zm>.<Tb>

Decode for this encoding

```
if !IsFeatureImplemented(FEAT_SVE2) && !IsFeatureImplemented(FEAT_SME) then
    EndOfDecode(Decode_UNDEF);
if size == '00' then EndOfDecode(Decode_UNDEF);
constant integer esize = 8 << UInt(size);
constant integer n = UInt(Zn);
constant integer m = UInt(Zm);
constant integer da = UInt(Zda);
```

Assembler Symbols

<Zda> Is the name of the third source and destination scalable vector register, encoded in the "Zda" field.

<T> Is the size specifier, encoded in “size”:

size	<T>
00	RESERVED
01	H
10	S
11	D

<Zn> Is the name of the first source scalable vector register, encoded in the "Zn" field.

<Tb> Is the size specifier, encoded in “size”:

size	<Tb>
00	RESERVED
01	B
10	H
11	S

<Zm> Is the name of the second source scalable vector register, encoded in the "Zm" field.

Operation

```
CheckSVEEnabled();
constant integer VL = CurrentVL;
constant integer elements = VL DIV esize;
constant bits(VL) operand1 = Z[n, VL];
constant bits(VL) operand2 = Z[m, VL];
bits(VL) result = Z[da, VL];

for e = 0 to elements-1
    constant integer element1 = UInt(Elem[operand1, 2*e + 0, esize DIV 2]);
    constant integer element2 = UInt(Elem[operand2, 2*e + 0, esize DIV 2]);
    constant bits(esize) product = (element1 * element2) < esize-1:0>;
    Elem[result, e, esize] = Elem[result, e, esize] + product;

Z[da, VL] = result;
```

Operational information

If PSTATE.DIT is 1:

- The execution time of this instruction is independent of:
 - The values of the data supplied in any of its registers.
 - The values of the NZCV flags.
- The response of this instruction to asynchronous exceptions does not vary based on:
 - The values of the data supplied in any of its registers.
 - The values of the NZCV flags.

This instruction might be immediately preceded in program order by a MOVPRFX instruction. The MOVPRFX must conform to all of the following requirements, otherwise the behavior of the MOVPRFX and this instruction is CONSTRAINED UNPREDICTABLE:

- The MOVPRFX must be unpredicated.
- The MOVPRFX must specify the same destination register as this instruction.
- The destination register must not refer to architectural register state referenced by any other source operand register of this instruction.

Internal version only: aarchmrs v2025-03_rel, pseudocode v2025-03_rel ; Build timestamp: 2025-03-21T17:41

Copyright © 2010-2025 Arm Limited or its affiliates. All rights reserved. This document is Non-Confidential.

UMLALT (indexed)

Unsigned multiply-add long to accumulator (top, indexed)

Multiply the odd-numbered unsigned elements within each 128-bit segment of the first source vector by the specified unsigned element in the corresponding second source vector segment and destructively add to the overlapping double-width elements of the addend vector.

The elements within the second source vector are specified using an immediate index which selects the same element position within each 128-bit vector segment. The index range is from 0 to one less than the number of elements per 128-bit segment.

It has encodings from 2 classes: [32-bit](#) and [64-bit](#)

32-bit

(FEAT_SVE2 || FEAT_SME)

31	30	29	28	27	26	25	24	23	22	21	20	19	18	17	16	15	14	13	12	11	10	9	8	7	6	5	4	3	2	1	0
0	1	0	0	0	1	0	0	1	0	1	i3h		Zm			1	0	0	1	i3l	1				Zn				Zda		
size												S			U			T													

Encoding

UMLALT <Zda>.S, <Zn>.H, <Zm>.H[<imm>]

Decode for this encoding

```
if !IsFeatureImplemented(FEAT_SVE2) && !IsFeatureImplemented(FEAT_SME) then
    EndOfDecode(Decode_UNDEF);
constant integer esize = 16;
constant integer index = UInt(i3h:i3l);
constant integer n = UInt(Zn);
constant integer m = UInt(Zm);
constant integer da = UInt(Zda);
constant integer sel = 1;
```

64-bit

(FEAT_SVE2 || FEAT_SME)

31	30	29	28	27	26	25	24	23	22	21	20	19	18	17	16	15	14	13	12	11	10	9	8	7	6	5	4	3	2	1	0
0	1	0	0	0	1	0	0	1	1	1	i2h		Zm			1	0	0	1	i2l	1				Zn				Zda		
size												S			U			T													

Encoding

UMLALT <Zda>.D, <Zn>.S, <Zm>.S[<imm>]

Decode for this encoding

```
if !IsFeatureImplemented(FEAT_SVE2) && !IsFeatureImplemented(FEAT_SME) then
    EndOfDecode(Decode_UNDEF);
constant integer esize = 32;
constant integer index = UInt(i2h:i2l);
constant integer n = UInt(Zn);
constant integer m = UInt(Zm);
constant integer da = UInt(Zda);
constant integer sel = 1;
```

Assembler Symbols

- <Zda> Is the name of the third source and destination scalable vector register, encoded in the "Zda" field.
- <Zn> Is the name of the first source scalable vector register, encoded in the "Zn" field.
- <Zm> For the "32-bit" variant: is the name of the second source scalable vector register Z0-Z7, encoded in the "Zm" field.

For the "64-bit" variant: is the name of the second source scalable vector register Z0-Z15, encoded in the "Zm" field.

<imm>

For the "32-bit" variant: is the element index, in the range 0 to 7, encoded in the "i3h:i3l" fields.

For the "64-bit" variant: is the element index, in the range 0 to 3, encoded in the "i2h:i2l" fields.

Operation

```
CheckSVEEnabled();
constant integer VL = CurrentVL;
constant integer elements = VL DIV (2 * esize);
constant integer eltspersegment = 128 DIV (2 * esize);
constant bits(VL) operand1 = Z[n, VL];
constant bits(VL) operand2 = Z[m, VL];
bits(VL) result = Z[da, VL];

for e = 0 to elements-1
    constant integer s = e - (e MOD eltspersegment);
    constant integer element1 = UInt(Elem[operand1, 2 * e + sel, esize]);
    constant integer element2 = UInt(Elem[operand2, 2 * s + index, esize]);
    constant bits(2*esize) product = (element1 * element2) < 2*esize-1:0>;
    Elem[result, e, 2*esize] = Elem[result, e, 2*esize] + product;

Z[da, VL] = result;
```

Operational information

If PSTATE.DIT is 1:

- The execution time of this instruction is independent of:
 - The values of the data supplied in any of its registers.
 - The values of the NZCV flags.
- The response of this instruction to asynchronous exceptions does not vary based on:
 - The values of the data supplied in any of its registers.
 - The values of the NZCV flags.

This instruction might be immediately preceded in program order by a MOVPRFX instruction. The MOVPRFX must conform to all of the following requirements, otherwise the behavior of the MOVPRFX and this instruction is CONSTRAINED UNPREDICTABLE:

- The MOVPRFX must be unpredicated.
- The MOVPRFX must specify the same destination register as this instruction.
- The destination register must not refer to architectural register state referenced by any other source operand register of this instruction.

Internal version only: aarchmrs v2025-03_rel, pseudocode v2025-03_rel ; Build timestamp: 2025-03-21T17:41

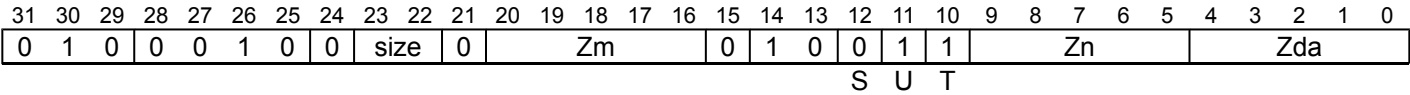
Copyright © 2010-2025 Arm Limited or its affiliates. All rights reserved. This document is Non-Confidential.

UMLALT (vectors)

Unsigned multiply-add long to accumulator (top)

Multiply the corresponding odd-numbered unsigned elements of the first and second source vectors and destructively add to the overlapping double-width elements of the addend vector. This instruction is unpredicated.

SVE2 (FEAT_SVE2 || FEAT_SME)



Encoding

```
UMLALT <Zda>.<T>, <Zn>.<Tb>, <Zm>.<Tb>
```

Decode for this encoding

```
if !IsFeatureImplemented(FEAT_SVE2) && !IsFeatureImplemented(FEAT_SME) then
    EndOfDecode(Decode_UNDEF);
if size == '00' then EndOfDecode(Decode_UNDEF);
constant integer esize = 8 << UInt(size);
constant integer n = UInt(Zn);
constant integer m = UInt(Zm);
constant integer da = UInt(Zda);
```

Assembler Symbols

<Zda> Is the name of the third source and destination scalable vector register, encoded in the "Zda" field.

<T> Is the size specifier, encoded in “size”:

size	<T>
00	RESERVED
01	H
10	S
11	D

<Zn> Is the name of the first source scalable vector register, encoded in the "Zn" field.

<Tb> Is the size specifier, encoded in “size”:

size	<Tb>
00	RESERVED
01	B
10	H
11	S

<Zm> Is the name of the second source scalable vector register, encoded in the "Zm" field.

Operation

```
CheckSVEEnabled();
constant integer VL = CurrentVL;
constant integer elements = VL DIV esize;
constant bits(VL) operand1 = Z[n, VL];
constant bits(VL) operand2 = Z[m, VL];
bits(VL) result = Z[da, VL];

for e = 0 to elements-1
    constant integer element1 = UInt(Elem[operand1, 2*e + 1, esize DIV 2]);
    constant integer element2 = UInt(Elem[operand2, 2*e + 1, esize DIV 2]);
    constant bits(esize) product = (element1 * element2) < esize-1:0>;
    Elem[result, e, esize] = Elem[result, e, esize] + product;

Z[da, VL] = result;
```

Operational information

If PSTATE.DIT is 1:

- The execution time of this instruction is independent of:
 - The values of the data supplied in any of its registers.
 - The values of the NZCV flags.
- The response of this instruction to asynchronous exceptions does not vary based on:
 - The values of the data supplied in any of its registers.
 - The values of the NZCV flags.

This instruction might be immediately preceded in program order by a MOVPRFX instruction. The MOVPRFX must conform to all of the following requirements, otherwise the behavior of the MOVPRFX and this instruction is CONSTRAINED UNPREDICTABLE:

- The MOVPRFX must be unpredicated.
- The MOVPRFX must specify the same destination register as this instruction.
- The destination register must not refer to architectural register state referenced by any other source operand register of this instruction.

Internal version only: aarchmrs v2025-03_rel, pseudocode v2025-03_rel ; Build timestamp: 2025-03-21T17:41

Copyright © 2010-2025 Arm Limited or its affiliates. All rights reserved. This document is Non-Confidential.

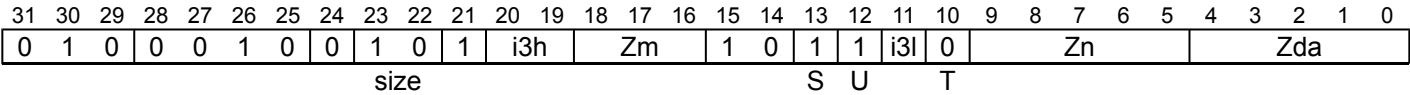
UMLSLB (indexed)

Unsigned multiply-subtract long from accumulator (bottom, indexed)

Multiply the even-numbered unsigned elements within each 128-bit segment of the first source vector by the specified unsigned element in the corresponding second source vector segment and destructively subtract from the overlapping double-width elements of the addend vector. The elements within the second source vector are specified using an immediate index which selects the same element position within each 128-bit vector segment. The index range is from 0 to one less than the number of elements per 128-bit segment.

It has encodings from 2 classes: [32-bit](#) and [64-bit](#)

32-bit (FEAT_SVE2 || FEAT_SME)



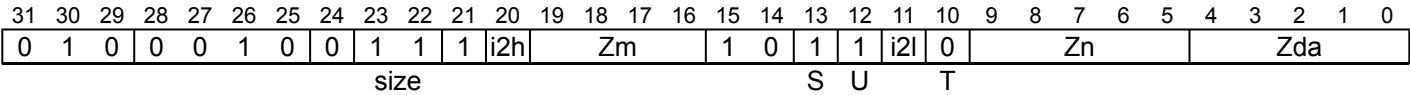
Encoding

UMLSLB <Zda>.S, <Zn>.H, <Zm>.H[<imm>]

Decode for this encoding

```
if !IsFeatureImplemented(FEAT_SVE2) && !IsFeatureImplemented(FEAT_SME) then
    EndOfDecode(Decode_UNDEF);
constant integer esize = 16;
constant integer index = UInt(i3h:i3l);
constant integer n = UInt(Zn);
constant integer m = UInt(Zm);
constant integer da = UInt(Zda);
constant integer sel = 0;
```

64-bit (FEAT_SVE2 || FEAT_SME)



Encoding

UMLSLB <Zda>.D, <Zn>.S, <Zm>.S[<imm>]

Decode for this encoding

```
if !IsFeatureImplemented(FEAT_SVE2) && !IsFeatureImplemented(FEAT_SME) then
    EndOfDecode(Decode_UNDEF);
constant integer esize = 32;
constant integer index = UInt(i2h:i2l);
constant integer n = UInt(Zn);
constant integer m = UInt(Zm);
constant integer da = UInt(Zda);
constant integer sel = 0;
```

Assembler Symbols

- <Zda> Is the name of the third source and destination scalable vector register, encoded in the "Zda" field.
- <Zn> Is the name of the first source scalable vector register, encoded in the "Zn" field.
- <Zm> For the "32-bit" variant: is the name of the second source scalable vector register Z0-Z7, encoded in the "Zm" field.

For the "64-bit" variant: is the name of the second source scalable vector register Z0-Z15, encoded in the "Zm" field.

<imm> For the "32-bit" variant: is the element index, in the range 0 to 7, encoded in the "i3h:i3l" fields.

For the "64-bit" variant: is the element index, in the range 0 to 3, encoded in the "i2h:i2l" fields.

Operation

```
CheckSVEEnabled();
constant integer VL = CurrentVL;
constant integer elements = VL DIV (2 * esize);
constant integer eltspersegment = 128 DIV (2 * esize);
constant bits(VL) operand1 = Z[n, VL];
constant bits(VL) operand2 = Z[m, VL];
bits(VL) result = Z[da, VL];

for e = 0 to elements-1
    constant integer s = e - (e MOD eltspersegment);
    constant integer element1 = UInt(Elem[operand1, 2 * e + sel, esize]);
    constant integer element2 = UInt(Elem[operand2, 2 * s + index, esize]);
    constant bits(2*esize) product = (element1 * element2) < 2*esize-1:0>;
    Elem[result, e, 2*esize] = Elem[result, e, 2*esize] - product;

Z[da, VL] = result;
```

Operational information

If PSTATE.DIT is 1:

- The execution time of this instruction is independent of:
 - The values of the data supplied in any of its registers.
 - The values of the NZCV flags.
- The response of this instruction to asynchronous exceptions does not vary based on:
 - The values of the data supplied in any of its registers.
 - The values of the NZCV flags.

This instruction might be immediately preceded in program order by a MOVPRFX instruction. The MOVPRFX must conform to all of the following requirements, otherwise the behavior of the MOVPRFX and this instruction is CONSTRAINED UNPREDICTABLE:

- The MOVPRFX must be unpredicated.
- The MOVPRFX must specify the same destination register as this instruction.
- The destination register must not refer to architectural register state referenced by any other source operand register of this instruction.

Internal version only: aarchmrs v2025-03_rel, pseudocode v2025-03_rel ; Build timestamp: 2025-03-21T17:41

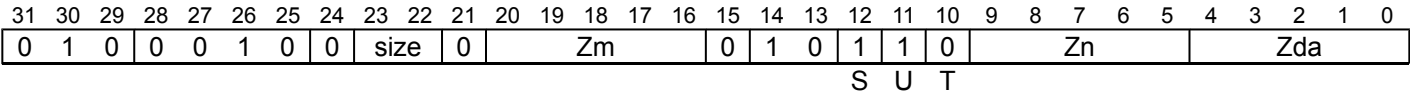
Copyright © 2010-2025 Arm Limited or its affiliates. All rights reserved. This document is Non-Confidential.

UMLSLB (vectors)

Unsigned multiply-subtract long from accumulator (bottom)

Multiply the corresponding even-numbered unsigned elements of the first and second source vectors and destructively subtract from the overlapping double-width elements of the addend vector. This instruction is unpredicated.

SVE2
(FEAT_SVE2 || FEAT_SME)



Encoding

UMLSLB <Zda>.<T>, <Zn>.<Tb>, <Zm>.<Tb>

Decode for this encoding

```
if !IsFeatureImplemented(FEAT_SVE2) && !IsFeatureImplemented(FEAT_SME) then
    EndOfDecode(Decode_UNDEF);
if size == '00' then EndOfDecode(Decode_UNDEF);
constant integer esize = 8 << UInt(size);
constant integer n = UInt(Zn);
constant integer m = UInt(Zm);
constant integer da = UInt(Zda);
```

Assembler Symbols

<Zda> Is the name of the third source and destination scalable vector register, encoded in the "Zda" field.

<T> Is the size specifier, encoded in "size":

size	<T>
00	RESERVED
01	H
10	S
11	D

<Zn> Is the name of the first source scalable vector register, encoded in the "Zn" field.

<Tb> Is the size specifier, encoded in "size":

size	<Tb>
00	RESERVED
01	B
10	H
11	S

<Zm> Is the name of the second source scalable vector register, encoded in the "Zm" field.

Operation

```
CheckSVEEnabled();
constant integer VL = CurrentVL;
constant integer elements = VL DIV esize;
constant bits(VL) operand1 = Z[n, VL];
constant bits(VL) operand2 = Z[m, VL];
bits(VL) result = Z[da, VL];

for e = 0 to elements-1
    constant integer element1 = UInt(Elem[operand1, 2*e + 0, esize DIV 2]);
    constant integer element2 = UInt(Elem[operand2, 2*e + 0, esize DIV 2]);
    constant bits(esize) product = (element1 * element2) < esize-1:0>;
    Elem[result, e, esize] = Elem[result, e, esize] - product;

Z[da, VL] = result;
```

Operational information

If PSTATE.DIT is 1:

- The execution time of this instruction is independent of:
 - The values of the data supplied in any of its registers.
 - The values of the NZCV flags.
- The response of this instruction to asynchronous exceptions does not vary based on:
 - The values of the data supplied in any of its registers.
 - The values of the NZCV flags.

This instruction might be immediately preceded in program order by a MOVPRFX instruction. The MOVPRFX must conform to all of the following requirements, otherwise the behavior of the MOVPRFX and this instruction is CONSTRAINED UNPREDICTABLE:

- The MOVPRFX must be unpredicated.
- The MOVPRFX must specify the same destination register as this instruction.
- The destination register must not refer to architectural register state referenced by any other source operand register of this instruction.

Internal version only: aarchmrs v2025-03_rel, pseudocode v2025-03_rel ; Build timestamp: 2025-03-21T17:41

Copyright © 2010-2025 Arm Limited or its affiliates. All rights reserved. This document is Non-Confidential.

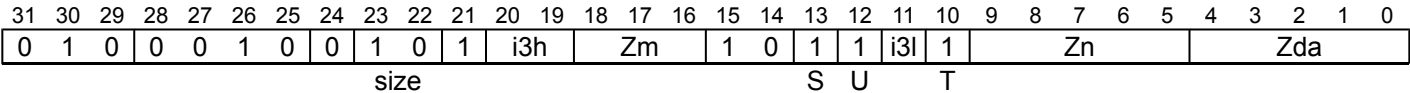
UMLSLT (indexed)

Unsigned multiply-subtract long from accumulator (top, indexed)

Multiply the odd-numbered unsigned elements within each 128-bit segment of the first source vector by the specified unsigned element in the corresponding second source vector segment and destructively subtract from the overlapping double-width elements of the addend vector. The elements within the second source vector are specified using an immediate index which selects the same element position within each 128-bit vector segment. The index range is from 0 to one less than the number of elements per 128-bit segment.

It has encodings from 2 classes: [32-bit](#) and [64-bit](#)

32-bit (FEAT_SVE2 || FEAT_SME)



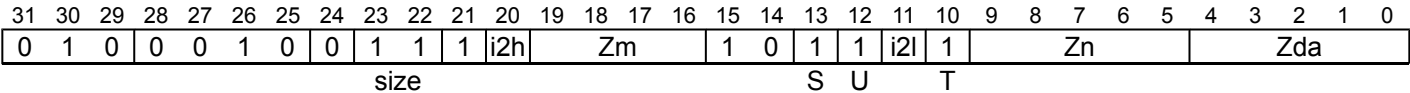
Encoding

UMLSLT <Zda>.S, <Zn>.H, <Zm>.H[<imm>]

Decode for this encoding

```
if !IsFeatureImplemented(FEAT_SVE2) && !IsFeatureImplemented(FEAT_SME) then
    EndOfDecode(Decode_UNDEF);
constant integer esize = 16;
constant integer index = UInt(i3h:i3l);
constant integer n = UInt(Zn);
constant integer m = UInt(Zm);
constant integer da = UInt(Zda);
constant integer sel = 1;
```

64-bit (FEAT_SVE2 || FEAT_SME)



Encoding

UMLSLT <Zda>.D, <Zn>.S, <Zm>.S[<imm>]

Decode for this encoding

```
if !IsFeatureImplemented(FEAT_SVE2) && !IsFeatureImplemented(FEAT_SME) then
    EndOfDecode(Decode_UNDEF);
constant integer esize = 32;
constant integer index = UInt(i2h:i2l);
constant integer n = UInt(Zn);
constant integer m = UInt(Zm);
constant integer da = UInt(Zda);
constant integer sel = 1;
```

Assembler Symbols

- <Zda> Is the name of the third source and destination scalable vector register, encoded in the "Zda" field.
- <Zn> Is the name of the first source scalable vector register, encoded in the "Zn" field.
- <Zm> For the "32-bit" variant: is the name of the second source scalable vector register Z0-Z7, encoded in the "Zm" field.

For the "64-bit" variant: is the name of the second source scalable vector register Z0-Z15, encoded in the "Zm" field.

<imm>

For the "32-bit" variant: is the element index, in the range 0 to 7, encoded in the "i3h:i3l" fields.

For the "64-bit" variant: is the element index, in the range 0 to 3, encoded in the "i2h:i2l" fields.

Operation

```
CheckSVEEnabled();
constant integer VL = CurrentVL;
constant integer elements = VL DIV (2 * esize);
constant integer eltspersegment = 128 DIV (2 * esize);
constant bits(VL) operand1 = Z[n, VL];
constant bits(VL) operand2 = Z[m, VL];
bits(VL) result = Z[da, VL];

for e = 0 to elements-1
    constant integer s = e - (e MOD eltspersegment);
    constant integer element1 = UInt(Elem[operand1, 2 * e + sel, esize]);
    constant integer element2 = UInt(Elem[operand2, 2 * s + index, esize]);
    constant bits(2*esize) product = (element1 * element2) < 2*esize-1:0>;
    Elem[result, e, 2*esize] = Elem[result, e, 2*esize] - product;

Z[da, VL] = result;
```

Operational information

If PSTATE.DIT is 1:

- The execution time of this instruction is independent of:
 - The values of the data supplied in any of its registers.
 - The values of the NZCV flags.
- The response of this instruction to asynchronous exceptions does not vary based on:
 - The values of the data supplied in any of its registers.
 - The values of the NZCV flags.

This instruction might be immediately preceded in program order by a MOVPRFX instruction. The MOVPRFX must conform to all of the following requirements, otherwise the behavior of the MOVPRFX and this instruction is CONSTRAINED UNPREDICTABLE:

- The MOVPRFX must be unpredicated.
- The MOVPRFX must specify the same destination register as this instruction.
- The destination register must not refer to architectural register state referenced by any other source operand register of this instruction.

Internal version only: aarchmrs v2025-03_rel, pseudocode v2025-03_rel ; Build timestamp: 2025-03-21T17:41

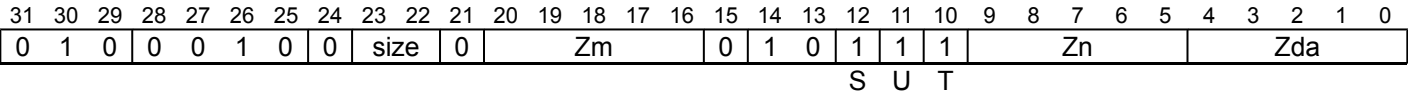
Copyright © 2010-2025 Arm Limited or its affiliates. All rights reserved. This document is Non-Confidential.

UMLSLT (vectors)

Unsigned multiply-subtract long from accumulator (top)

Multiply the corresponding odd-numbered unsigned elements of the first and second source vectors and destructively subtract from the overlapping double-width elements of the addend vector. This instruction is unpredicated.

SVE2 (FEAT_SVE2 || FEAT_SME)



Encoding

```
UMLSLT <Zda>.<T>, <Zn>.<Tb>, <Zm>.<Tb>
```

Decode for this encoding

```
if !IsFeatureImplemented(FEAT_SVE2) && !IsFeatureImplemented(FEAT_SME) then
    EndOfDecode(Decode_UNDEF);
if size == '00' then EndOfDecode(Decode_UNDEF);
constant integer esize = 8 << UInt(size);
constant integer n = UInt(Zn);
constant integer m = UInt(Zm);
constant integer da = UInt(Zda);
```

Assembler Symbols

<Zda> Is the name of the third source and destination scalable vector register, encoded in the "Zda" field.

<T> Is the size specifier, encoded in “size”:

size	<T>
00	RESERVED
01	H
10	S
11	D

<Zn> Is the name of the first source scalable vector register, encoded in the "Zn" field.

<Tb> Is the size specifier, encoded in “size”:

size	<Tb>
00	RESERVED
01	B
10	H
11	S

<Zm> Is the name of the second source scalable vector register, encoded in the "Zm" field.

Operation

```
CheckSVEEnabled();
constant integer VL = CurrentVL;
constant integer elements = VL DIV esize;
constant bits(VL) operand1 = Z[n, VL];
constant bits(VL) operand2 = Z[m, VL];
bits(VL) result = Z[da, VL];

for e = 0 to elements-1
    constant integer element1 = UInt(Elem[operand1, 2*e + 1, esize DIV 2]);
    constant integer element2 = UInt(Elem[operand2, 2*e + 1, esize DIV 2]);
    constant bits(esize) product = (element1 * element2) < esize-1:0>;
    Elem[result, e, esize] = Elem[result, e, esize] - product;

Z[da, VL] = result;
```

Operational information

If PSTATE.DIT is 1:

- The execution time of this instruction is independent of:
 - The values of the data supplied in any of its registers.
 - The values of the NZCV flags.
- The response of this instruction to asynchronous exceptions does not vary based on:
 - The values of the data supplied in any of its registers.
 - The values of the NZCV flags.

This instruction might be immediately preceded in program order by a MOVPRFX instruction. The MOVPRFX must conform to all of the following requirements, otherwise the behavior of the MOVPRFX and this instruction is CONSTRAINED UNPREDICTABLE:

- The MOVPRFX must be unpredicated.
- The MOVPRFX must specify the same destination register as this instruction.
- The destination register must not refer to architectural register state referenced by any other source operand register of this instruction.

Internal version only: aarchmrs v2025-03_rel, pseudocode v2025-03_rel ; Build timestamp: 2025-03-21T17:41

Copyright © 2010-2025 Arm Limited or its affiliates. All rights reserved. This document is Non-Confidential.

UMMLA

Unsigned 8-bit integer matrix multiply-accumulate to 32-bit integer

The unsigned integer matrix multiply-accumulate instruction multiplies the 2×8 matrix of unsigned 8-bit integer values held in each 128-bit segment of the first source vector by the 8×2 matrix of unsigned 8-bit integer values in the corresponding segment of the second source vector. The resulting 2×2 widened 32-bit integer matrix product is then destructively added to the 32-bit integer matrix accumulator held in the corresponding segment of the addend and destination vector. This is equivalent to performing an 8-way dot product per destination element.

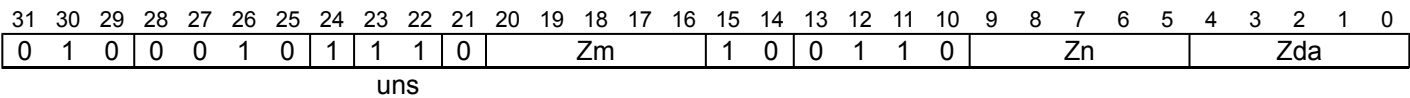
This instruction is unpredicated.

ID_AA64ZFR0_EL1.I8MM indicates whether this instruction is implemented.

This instruction is illegal when executed in Streaming SVE mode, unless FEAT_SME_FA64 is implemented and enabled.

SVE

(FEAT_SVE && FEAT_I8MM)



Encoding

UMMLA <Zda>.S, <Zn>.B, <Zm>.B

Decode for this encoding

```
if !IsFeatureImplemented(FEAT_SVE) || !IsFeatureImplemented(FEAT_I8MM) then
  EndOfDecode(Decode_UNDEF);
constant integer n = UInt(Zn);
constant integer m = UInt(Zm);
constant integer da = UInt(Zda);
constant boolean op1_unsigned = TRUE;
constant boolean op2_unsigned = TRUE;
```

Assembler Symbols

- <Zda> Is the name of the third source and destination scalable vector register, encoded in the "Zda" field.
- <Zn> Is the name of the first source scalable vector register, encoded in the "Zn" field.
- <Zm> Is the name of the second source scalable vector register, encoded in the "Zm" field.

Operation

```
CheckNonStreamingSVEEnabled();
constant integer VL = CurrentVL;
constant integer segments = VL DIV 128;
constant bits(VL) operand1 = Z[n, VL];
constant bits(VL) operand2 = Z[m, VL];
constant bits(VL) operand3 = Z[da, VL];
bits(VL) result = Zeros(VL);
bits(128) op1, op2;
bits(128) res, addend;

for s = 0 to segments-1
  op1 = Elem[operand1, s, 128];
  op2 = Elem[operand2, s, 128];
  addend = Elem[operand3, s, 128];
  res = MatMulAdd(addend, op1, op2, op1_unsigned, op2_unsigned);
  Elem[result, s, 128] = res;

Z[da, VL] = result;
```

Operational information

If PSTATE.DIT is 1:

- The execution time of this instruction is independent of:
 - The values of the data supplied in any of its registers.
 - The values of the NZCV flags.
- The response of this instruction to asynchronous exceptions does not vary based on:
 - The values of the data supplied in any of its registers.
 - The values of the NZCV flags.

This instruction might be immediately preceded in program order by a `MOVPRFX` instruction. The `MOVPRFX` must conform to all of the following requirements, otherwise the behavior of the `MOVPRFX` and this instruction is **CONSTRAINED UNPREDICTABLE**:

- The `MOVPRFX` must be unpredicated.
- The `MOVPRFX` must specify the same destination register as this instruction.
- The destination register must not refer to architectural register state referenced by any other source operand register of this instruction.

Internal version only: aarchmrs v2025-03_rel, pseudocode v2025-03_rel ; Build timestamp: 2025-03-21T17:41

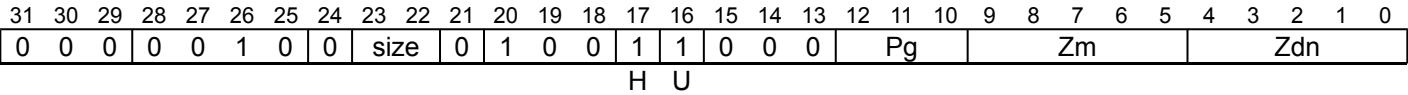
Copyright © 2010-2025 Arm Limited or its affiliates. All rights reserved. This document is Non-Confidential.

UMULH (predicated)

Unsigned multiply returning high half (predicated)

Widening multiply unsigned integer values in active elements of the first source vector by corresponding elements of the second source vector and destructively place the high half of the result in the corresponding elements of the first source vector. Inactive elements in the destination vector register remain unmodified.

SVE (FEAT_SVE || FEAT_SME)



Encoding

UMULH <Zdn>.<T>, <Pg>/M, <Zdn>.<T>, <Zm>.<T>

Decode for this encoding

```
if !IsFeatureImplemented(FEAT_SVE) && !IsFeatureImplemented(FEAT_SME) then
    EndOfDecode(Decode_UNDEF);
constant integer esize = 8 << UInt(size);
constant integer g = UInt(Pg);
constant integer dn = UInt(Zdn);
constant integer m = UInt(Zm);
```

Assembler Symbols

<Zdn> Is the name of the first source and destination scalable vector register, encoded in the "Zdn" field.

<T> Is the size specifier, encoded in "size":

size	<T>
00	B
01	H
10	S
11	D

<Pg> Is the name of the governing scalable predicate register P0-P7, encoded in the "Pg" field.

<Zm> Is the name of the second source scalable vector register, encoded in the "Zm" field.

Operation

```
CheckSVEEnabled();
constant integer VL = CurrentVL;
constant integer PL = VL DIV 8;
constant integer elements = VL DIV esize;
constant bits(PL) mask = P[g, PL];
constant bits(VL) operand1 = Z[dn, VL];
constant bits(VL) operand2 = if AnyActiveElement(mask, esize) then Z[m, VL] else Zeros(VL);
bits(VL) result;

for e = 0 to elements-1
    constant integer element1 = UInt(Elem[operand1, e, esize]);
    constant integer element2 = UInt(Elem[operand2, e, esize]);
    if ActivePredicateElement(mask, e, esize) then
        constant integer product = (element1 * element2) >> esize;
        Elem[result, e, esize] = product<esize-1:0>;
    else
        Elem[result, e, esize] = Elem[operand1, e, esize];

Z[dn, VL] = result;
```

Operational information

If PSTATE.DIT is 1:

- The execution time of this instruction is independent of:
 - The values of the data supplied in any of its operand registers when its governing predicate register contains the same value for each execution.
 - The values of the NZCV flags.
- The response of this instruction to asynchronous exceptions does not vary based on:
 - The values of the data supplied in any of its operand registers when its governing predicate register contains the same value for each execution.
 - The values of the NZCV flags.

This instruction might be immediately preceded in program order by a MOVPRFX instruction. The MOVPRFX must conform to all of the following requirements, otherwise the behavior of the MOVPRFX and this instruction is CONSTRAINED UNPREDICTABLE:

- The MOVPRFX can be predicated or unpredicated.
- A predicated MOVPRFX must use the same governing predicate register as this instruction.
- A predicated MOVPRFX must use the larger of the destination element size and first source element size in the preferred disassembly of this instruction.
- The MOVPRFX must specify the same destination register as this instruction.
- The destination register must not refer to architectural register state referenced by any other source operand register of this instruction.

Internal version only: aarchmrs v2025-03_rel, pseudocode v2025-03_rel ; Build timestamp: 2025-03-21T17:41

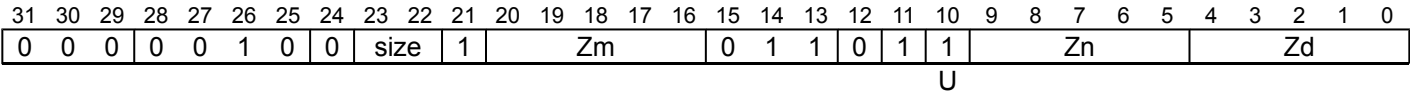
Copyright © 2010-2025 Arm Limited or its affiliates. All rights reserved. This document is Non-Confidential.

UMULH (unpredicated)

Unsigned multiply returning high half (unpredicated)

Widening multiply unsigned integer values of all elements of the first source vector by corresponding elements of the second source vector and place the high half of the result in the corresponding elements of the destination vector. This instruction is unpredicated.

SVE2 (FEAT_SVE2 || FEAT_SME)



Encoding

```
UMULH <Zd>.<T>, <Zn>.<T>, <Zm>.<T>
```

Decode for this encoding

```
if !IsFeatureImplemented(FEAT_SVE2) && !IsFeatureImplemented(FEAT_SME) then
    EndOfDecode(Decode_UNDEF);
constant integer esize = 8 << UInt(size);
constant integer n = UInt(Zn);
constant integer m = UInt(Zm);
constant integer d = UInt(Zd);
constant boolean unsigned = TRUE;
```

Assembler Symbols

<Zd> Is the name of the destination scalable vector register, encoded in the "Zd" field.

<T> Is the size specifier, encoded in "size":

size	<T>
00	B
01	H
10	S
11	D

<Zn> Is the name of the first source scalable vector register, encoded in the "Zn" field.

<Zm> Is the name of the second source scalable vector register, encoded in the "Zm" field.

Operation

```
CheckSVEEnabled();
constant integer VL = CurrentVL;
constant integer elements = VL DIV esize;
constant bits(VL) operand1 = Z[n, VL];
constant bits(VL) operand2 = Z[m, VL];
bits(VL) result;

for e = 0 to elements-1
    constant integer element1 = Int(Elem[operand1, e, esize], unsigned);
    constant integer element2 = Int(Elem[operand2, e, esize], unsigned);
    constant integer product = (element1 * element2) >> esize;
    Elem[result, e, esize] = product<esize-1:0>;

Z[d, VL] = result;
```

Operational information

If PSTATE.DIT is 1:

- The execution time of this instruction is independent of:
 - The values of the data supplied in any of its registers.
 - The values of the NZCV flags.
- The response of this instruction to asynchronous exceptions does not vary based on:
 - The values of the data supplied in any of its registers.
 - The values of the NZCV flags.

Internal version only: aarchmrs v2025-03_rel, pseudocode v2025-03_rel ; Build timestamp: 2025-03-21T17:41

Copyright © 2010-2025 Arm Limited or its affiliates. All rights reserved. This document is Non-Confidential.

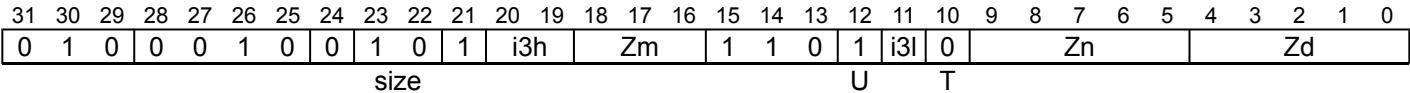
UMULLB (indexed)

Unsigned multiply long (bottom, indexed)

Multiply the even-numbered unsigned elements within each 128-bit segment of the first source vector by the specified unsigned element in the corresponding second source vector segment, and place the results in the overlapping double-width elements of the destination vector register. The elements within the second source vector are specified using an immediate index which selects the same element position within each 128-bit vector segment. The index range is from 0 to one less than the number of elements per 128-bit segment.

It has encodings from 2 classes: [32-bit](#) and [64-bit](#)

32-bit (FEAT_SVE2 || FEAT_SME)



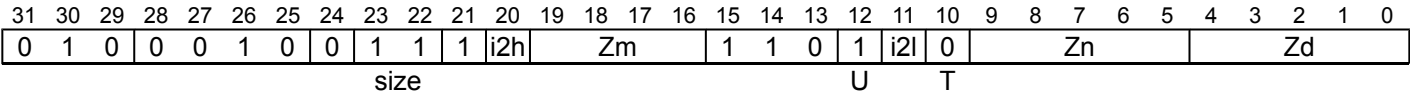
Encoding

```
UMULLB <Zd>.S, <Zn>.H, <Zm>.H[<imm>]
```

Decode for this encoding

```
if !IsFeatureImplemented(FEAT_SVE2) && !IsFeatureImplemented(FEAT_SME) then
    EndOfDecode(Decode_UNDEF);
constant integer esize = 16;
constant integer index = UInt(i3h:i3l);
constant integer n = UInt(Zn);
constant integer m = UInt(Zm);
constant integer d = UInt(Zd);
constant integer sel = 0;
```

64-bit (FEAT_SVE2 || FEAT_SME)



Encoding

```
UMULLB <Zd>.D, <Zn>.S, <Zm>.S[<imm>]
```

Decode for this encoding

```
if !IsFeatureImplemented(FEAT_SVE2) && !IsFeatureImplemented(FEAT_SME) then
    EndOfDecode(Decode_UNDEF);
constant integer esize = 32;
constant integer index = UInt(i2h:i2l);
constant integer n = UInt(Zn);
constant integer m = UInt(Zm);
constant integer d = UInt(Zd);
constant integer sel = 0;
```

Assembler Symbols

- <Zd> Is the name of the destination scalable vector register, encoded in the "Zd" field.
- <Zn> Is the name of the first source scalable vector register, encoded in the "Zn" field.
- <Zm> For the "32-bit" variant: is the name of the second source scalable vector register Z0-Z7, encoded in the "Zm" field.

For the "64-bit" variant: is the name of the second source scalable vector register Z0-Z15, encoded in the "Zm" field.

<imm>

For the "32-bit" variant: is the element index, in the range 0 to 7, encoded in the "i3h:i3l" fields.

For the "64-bit" variant: is the element index, in the range 0 to 3, encoded in the "i2h:i2l" fields.

Operation

```
CheckSVEEnabled();
constant integer VL = CurrentVL;
constant integer elements = VL DIV (2 * esize);
constant integer eltspersegment = 128 DIV (2 * esize);
constant bits(VL) operand1 = Z[n, VL];
constant bits(VL) operand2 = Z[m, VL];
bits(VL) result;

for e = 0 to elements-1
    constant integer s = e - (e MOD eltspersegment);
    constant integer element1 = UInt(Elem[operand1, 2 * e + sel, esize]);
    constant integer element2 = UInt(Elem[operand2, 2 * s + index, esize]);
    constant integer res = element1 * element2;
    Elem[result, e, 2*esize] = res<2*esize-1:0>;

Z[d, VL] = result;
```

Operational information

If PSTATE.DIT is 1:

- The execution time of this instruction is independent of:
 - The values of the data supplied in any of its registers.
 - The values of the NZCV flags.
- The response of this instruction to asynchronous exceptions does not vary based on:
 - The values of the data supplied in any of its registers.
 - The values of the NZCV flags.

Internal version only: aarchmrs v2025-03_rel, pseudocode v2025-03_rel ; Build timestamp: 2025-03-21T17:41

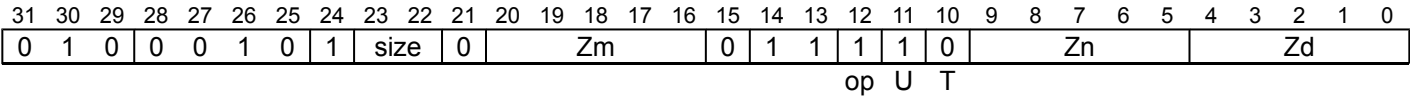
Copyright © 2010-2025 Arm Limited or its affiliates. All rights reserved. This document is Non-Confidential.

UMULLB (vectors)

Unsigned multiply long (bottom)

Multiply the corresponding even-numbered unsigned elements of the first and second source vectors, and place the results in the overlapping double-width elements of the destination vector. This instruction is unpredicated.

SVE2
(FEAT_SVE2 || FEAT_SME)



Encoding

```
UMULLB <Zd>.<T>, <Zn>.<Tb>, <Zm>.<Tb>
```

Decode for this encoding

```
if !IsFeatureImplemented(FEAT_SVE2) && !IsFeatureImplemented(FEAT_SME) then
    EndOfDecode(Decode_UNDEF);
if size == '00' then EndOfDecode(Decode_UNDEF);
constant integer esize = 8 << UInt(size);
constant integer n = UInt(Zn);
constant integer m = UInt(Zm);
constant integer d = UInt(Zd);
```

Assembler Symbols

<Zd> Is the name of the destination scalable vector register, encoded in the "Zd" field.

<T> Is the size specifier, encoded in “size”:

size	<T>
00	RESERVED
01	H
10	S
11	D

<Zn> Is the name of the first source scalable vector register, encoded in the "Zn" field.

<Tb> Is the size specifier, encoded in “size”:

size	<Tb>
00	RESERVED
01	B
10	H
11	S

<Zm> Is the name of the second source scalable vector register, encoded in the "Zm" field.

Operation

```
CheckSVEEnabled();
constant integer VL = CurrentVL;
constant integer elements = VL DIV esize;
constant bits(VL) operand1 = Z[n, VL];
constant bits(VL) operand2 = Z[m, VL];
bits(VL) result;

for e = 0 to elements-1
    constant integer element1 = UInt(Elem[operand1, 2*e + 0, esize DIV 2]);
    constant integer element2 = UInt(Elem[operand2, 2*e + 0, esize DIV 2]);
    constant integer res = element1 * element2;
    Elem[result, e, esize] = res<esize-1:0>;

Z[d, VL] = result;
```

Operational information

If PSTATE.DIT is 1:

- The execution time of this instruction is independent of:
 - The values of the data supplied in any of its registers.
 - The values of the NZCV flags.
- The response of this instruction to asynchronous exceptions does not vary based on:
 - The values of the data supplied in any of its registers.
 - The values of the NZCV flags.

Internal version only: aarchmrs v2025-03_rel, pseudocode v2025-03_rel ; Build timestamp: 2025-03-21T17:41

Copyright © 2010-2025 Arm Limited or its affiliates. All rights reserved. This document is Non-Confidential.

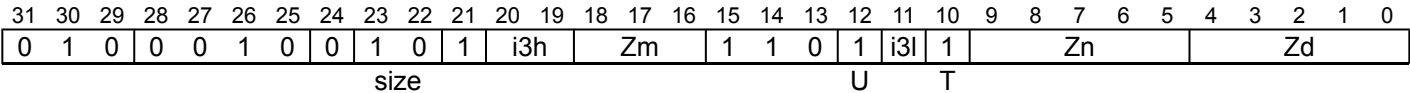
UMULLT (indexed)

Unsigned multiply long (top, indexed)

Multiply the odd-numbered unsigned elements within each 128-bit segment of the first source vector by the specified unsigned element in the corresponding second source vector segment, and place the results in the overlapping double-width elements of the destination vector register. The elements within the second source vector are specified using an immediate index which selects the same element position within each 128-bit vector segment. The index range is from 0 to one less than the number of elements per 128-bit segment.

It has encodings from 2 classes: [32-bit](#) and [64-bit](#)

32-bit (FEAT_SVE2 || FEAT_SME)



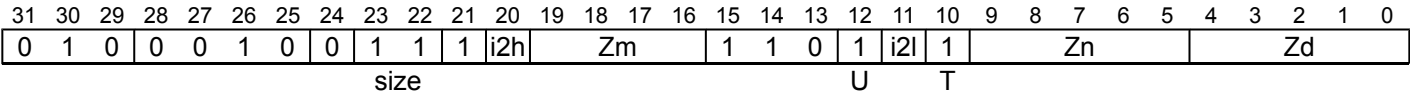
Encoding

UMULLT <Zd>.S, <Zn>.H, <Zm>.H[<imm>]

Decode for this encoding

```
if !IsFeatureImplemented(FEAT_SVE2) && !IsFeatureImplemented(FEAT_SME) then
    EndOfDecode(Decode_UNDEF);
constant integer esize = 16;
constant integer index = UInt(i3h:i3l);
constant integer n = UInt(Zn);
constant integer m = UInt(Zm);
constant integer d = UInt(Zd);
constant integer sel = 1;
```

64-bit (FEAT_SVE2 || FEAT_SME)



Encoding

UMULLT <Zd>.D, <Zn>.S, <Zm>.S[<imm>]

Decode for this encoding

```
if !IsFeatureImplemented(FEAT_SVE2) && !IsFeatureImplemented(FEAT_SME) then
    EndOfDecode(Decode_UNDEF);
constant integer esize = 32;
constant integer index = UInt(i2h:i2l);
constant integer n = UInt(Zn);
constant integer m = UInt(Zm);
constant integer d = UInt(Zd);
constant integer sel = 1;
```

Assembler Symbols

- <Zd> Is the name of the destination scalable vector register, encoded in the "Zd" field.
- <Zn> Is the name of the first source scalable vector register, encoded in the "Zn" field.
- <Zm> For the "32-bit" variant: is the name of the second source scalable vector register Z0-Z7, encoded in the "Zm" field.

For the "64-bit" variant: is the name of the second source scalable vector register Z0-Z15, encoded in the "Zm" field.

<imm>

For the "32-bit" variant: is the element index, in the range 0 to 7, encoded in the "i3h:i3l" fields.

For the "64-bit" variant: is the element index, in the range 0 to 3, encoded in the "i2h:i2l" fields.

Operation

```
CheckSVEEnabled();
constant integer VL = CurrentVL;
constant integer elements = VL DIV (2 * esize);
constant integer eltspersegment = 128 DIV (2 * esize);
constant bits(VL) operand1 = Z[n, VL];
constant bits(VL) operand2 = Z[m, VL];
bits(VL) result;

for e = 0 to elements-1
    constant integer s = e - (e MOD eltspersegment);
    constant integer element1 = UInt(Elem[operand1, 2 * e + sel, esize]);
    constant integer element2 = UInt(Elem[operand2, 2 * s + index, esize]);
    constant integer res = element1 * element2;
    Elem[result, e, 2*esize] = res<2*esize-1:0>;

Z[d, VL] = result;
```

Operational information

If PSTATE.DIT is 1:

- The execution time of this instruction is independent of:
 - The values of the data supplied in any of its registers.
 - The values of the NZCV flags.
- The response of this instruction to asynchronous exceptions does not vary based on:
 - The values of the data supplied in any of its registers.
 - The values of the NZCV flags.

Internal version only: aarchmrs v2025-03_rel, pseudocode v2025-03_rel ; Build timestamp: 2025-03-21T17:41

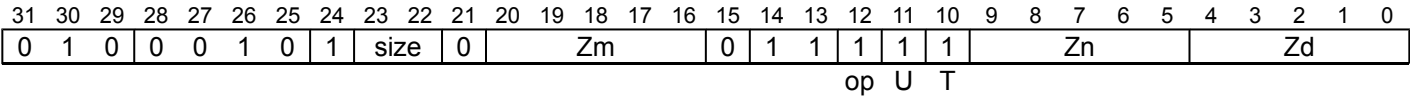
Copyright © 2010-2025 Arm Limited or its affiliates. All rights reserved. This document is Non-Confidential.

UMULLT (vectors)

Unsigned multiply long (top)

Multiply the corresponding odd-numbered unsigned elements of the first and second source vectors, and place the results in the overlapping double-width elements of the destination vector. This instruction is unpredicated.

SVE2
(FEAT_SVE2 || FEAT_SME)



Encoding

```
UMULLT <Zd>.<T>, <Zn>.<Tb>, <Zm>.<Tb>
```

Decode for this encoding

```
if !IsFeatureImplemented(FEAT_SVE2) && !IsFeatureImplemented(FEAT_SME) then
    EndOfDecode(Decode_UNDEF);
if size == '00' then EndOfDecode(Decode_UNDEF);
constant integer esize = 8 << UInt(size);
constant integer n = UInt(Zn);
constant integer m = UInt(Zm);
constant integer d = UInt(Zd);
```

Assembler Symbols

<Zd> Is the name of the destination scalable vector register, encoded in the "Zd" field.

<T> Is the size specifier, encoded in “size”:

size	<T>
00	RESERVED
01	H
10	S
11	D

<Zn> Is the name of the first source scalable vector register, encoded in the "Zn" field.

<Tb> Is the size specifier, encoded in “size”:

size	<Tb>
00	RESERVED
01	B
10	H
11	S

<Zm> Is the name of the second source scalable vector register, encoded in the "Zm" field.

Operation

```
CheckSVEEnabled();
constant integer VL = CurrentVL;
constant integer elements = VL DIV esize;
constant bits(VL) operand1 = Z[n, VL];
constant bits(VL) operand2 = Z[m, VL];
bits(VL) result;

for e = 0 to elements-1
    constant integer element1 = UInt(Elem[operand1, 2*e + 1, esize DIV 2]);
    constant integer element2 = UInt(Elem[operand2, 2*e + 1, esize DIV 2]);
    constant integer res = element1 * element2;
    Elem[result, e, esize] = res<esize-1:0>;

Z[d, VL] = result;
```

Operational information

If PSTATE.DIT is 1:

- The execution time of this instruction is independent of:
 - The values of the data supplied in any of its registers.
 - The values of the NZCV flags.
- The response of this instruction to asynchronous exceptions does not vary based on:
 - The values of the data supplied in any of its registers.
 - The values of the NZCV flags.

Internal version only: aarchmrs v2025-03_rel, pseudocode v2025-03_rel ; Build timestamp: 2025-03-21T17:41

Copyright © 2010-2025 Arm Limited or its affiliates. All rights reserved. This document is Non-Confidential.

UQADD (immediate)

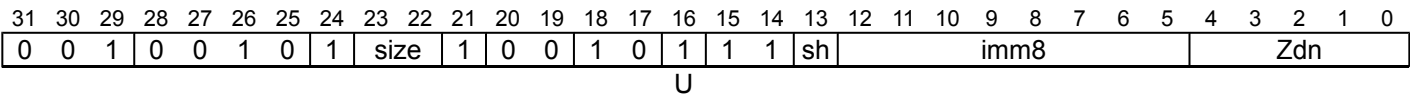
Unsigned saturating add immediate (unpredicated)

Unsigned saturating add of an unsigned immediate to each element of the source vector, and destructively place the results in the corresponding elements of the source vector. Each result element is saturated to the N-bit element's unsigned integer range 0 to (2^N)-1. This instruction is unpredicated.

The immediate is an unsigned value in the range 0 to 255, and for element widths of 16 bits or higher it may also be a positive multiple of 256 in the range 256 to 65280.

The immediate is encoded in 8 bits with an optional left shift by 8. The preferred disassembly when the shift option is specified is "#<uimm8>, LSL #8". However an assembler and disassembler may also allow use of the shifted 16-bit value unless the immediate is 0 and the shift amount is 8, which must be unambiguously described as "#0, LSL #8".

SVE
(FEAT_SVE || FEAT_SME)



Encoding

UQADD <Zdn>.<T>, <Zdn>.<T>, #<imm>{, <shift>}

Decode for this encoding

```
if !IsFeatureImplemented(FEAT_SVE) && !IsFeatureImplemented(FEAT_SME) then
    EndOfDecode(Decode_UNDEF);
if size:sh == '001' then EndOfDecode(Decode_UNDEF);
constant integer esize = 8 << UInt(size);
constant integer dn = UInt(Zdn);
integer imm = UInt(imm8);
if sh == '1' then imm = imm << 8;
constant boolean unsigned = TRUE;
```

Assembler Symbols

<Zdn> Is the name of the source and destination scalable vector register, encoded in the "Zdn" field.

<T> Is the size specifier, encoded in “size”:

size	<T>
00	B
01	H
10	S
11	D

<imm> Is an unsigned immediate in the range 0 to 255, encoded in the "imm8" field.

<shift> Is the optional left shift to apply to the immediate, defaulting to LSL #0 and encoded in “sh”:

sh	<shift>
0	LSL #0
1	LSL #8

Operation

```
CheckSVEEnabled();  
constant integer VL = CurrentVL;  
constant integer elements = VL DIV esize;  
constant bits(VL) operand1 = Z[dn, VL];  
bits(VL) result;  
  
for e = 0 to elements-1  
    constant integer element1 = Int(Elem[operand1, e, esize], unsigned);  
    (Elem[result, e, esize], -) = SatQ(element1 + imm, esize, unsigned);  
  
Z[dn, VL] = result;
```

Operational information

This instruction might be immediately preceded in program order by a MOVPRFX instruction. The MOVPRFX must conform to all of the following requirements, otherwise the behavior of the MOVPRFX and this instruction is CONSTRAINED UNPREDICTABLE:

- The MOVPRFX must be unpredicated.
- The MOVPRFX must specify the same destination register as this instruction.
- The destination register must not refer to architectural register state referenced by any other source operand register of this instruction.

Internal version only: aarchmrs v2025-03_rel, pseudocode v2025-03_rel ; Build timestamp: 2025-03-21T17:41

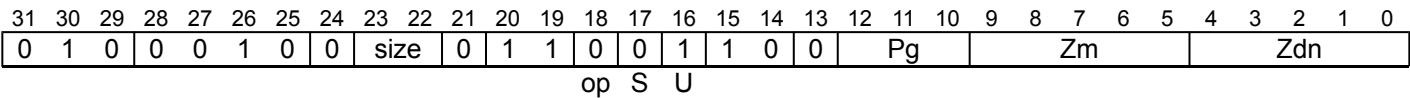
Copyright © 2010-2025 Arm Limited or its affiliates. All rights reserved. This document is Non-Confidential.

UQADD (vectors, predicated)

Unsigned saturating addition (predicated)

Add active unsigned elements of the first source vector to corresponding unsigned elements of the second source vector and destructively place the results in the corresponding elements of the first source vector. Each result element is saturated to the N-bit element's unsigned integer range 0 to $(2^N)-1$. Inactive elements in the destination vector register remain unmodified.

SVE2 (FEAT_SVE2 || FEAT_SME)



Encoding

UQADD <Zdn>.<T>, <Pg>/M, <Zdn>.<T>, <Zm>.<T>

Decode for this encoding

```
if !IsFeatureImplemented(FEAT_SVE2) && !IsFeatureImplemented(FEAT_SME) then
    EndOfDecode(Decode_UNDEF);
constant integer esize = 8 << UInt(size);
constant integer g = UInt(Pg);
constant integer dn = UInt(Zdn);
constant integer m = UInt(Zm);
```

Assembler Symbols

<Zdn> Is the name of the first source and destination scalable vector register, encoded in the "Zdn" field.

<T> Is the size specifier, encoded in "size":

size	<T>
00	B
01	H
10	S
11	D

<Pg> Is the name of the governing scalable predicate register P0-P7, encoded in the "Pg" field.

<Zm> Is the name of the second source scalable vector register, encoded in the "Zm" field.

Operation

```
CheckSVEEnabled();
constant integer VL = CurrentVL;
constant integer PL = VL DIV 8;
constant integer elements = VL DIV esize;
constant bits(PL) mask = P[g, PL];
constant bits(VL) operand1 = Z[dn, VL];
constant bits(VL) operand2 = if AnyActiveElement(mask, esize) then Z[m, VL] else Zeros(VL);
bits(VL) result;

for e = 0 to elements-1
    constant integer element1 = UInt(Elem[operand1, e, esize]);
    constant integer element2 = UInt(Elem[operand2, e, esize]);
    if ActivePredicateElement(mask, e, esize) then
        Elem[result, e, esize] = UnsignedSat(element1 + element2, esize);
    else
        Elem[result, e, esize] = Elem[operand1, e, esize];

Z[dn, VL] = result;
```

Operational information

This instruction might be immediately preceded in program order by a MOVPRFX instruction. The MOVPRFX must conform to all of the following requirements, otherwise the behavior of the MOVPRFX and this instruction is CONSTRAINED UNPREDICTABLE:

- The MOVPRFX can be predicated or unpredicated.
- A predicated MOVPRFX must use the same governing predicate register as this instruction.
- A predicated MOVPRFX must use the larger of the destination element size and first source element size in the preferred disassembly of this instruction.
- The MOVPRFX must specify the same destination register as this instruction.
- The destination register must not refer to architectural register state referenced by any other source operand register of this instruction.

Internal version only: aarchmrs v2025-03_rel, pseudocode v2025-03_rel ; Build timestamp: 2025-03-21T17:41

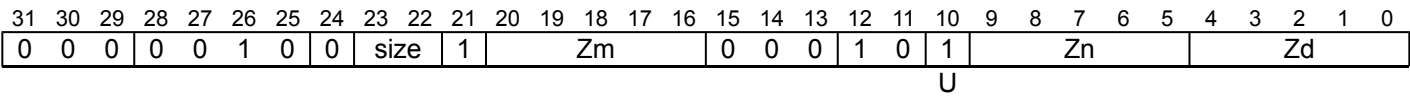
Copyright © 2010-2025 Arm Limited or its affiliates. All rights reserved. This document is Non-Confidential.

UQADD (vectors, unpredicated)

Unsigned saturating add vectors (unpredicated)

Unsigned saturating add all elements of the second source vector to corresponding elements of the first source vector and place the results in the corresponding elements of the destination vector. Each result element is saturated to the N-bit element's unsigned integer range 0 to (2^N)-1. This instruction is unpredicated.

SVE
(FEAT_SVE || FEAT_SME)



Encoding

UQADD <Zd>.<T>, <Zn>.<T>, <Zm>.<T>

Decode for this encoding

```
if !IsFeatureImplemented(FEAT_SVE) && !IsFeatureImplemented(FEAT_SME) then
    EndOfDecode(Decode_UNDEF);
constant integer esize = 8 << UInt(size);
constant integer n = UInt(Zn);
constant integer m = UInt(Zm);
constant integer d = UInt(Zd);
constant boolean unsigned = TRUE;
```

Assembler Symbols

<Zd> Is the name of the destination scalable vector register, encoded in the "Zd" field.

<T> Is the size specifier, encoded in "size":

size	<T>
00	B
01	H
10	S
11	D

<Zn> Is the name of the first source scalable vector register, encoded in the "Zn" field.

<Zm> Is the name of the second source scalable vector register, encoded in the "Zm" field.

Operation

```
CheckSVEEnabled();
constant integer VL = CurrentVL;
constant integer elements = VL DIV esize;
constant bits(VL) operand1 = Z[n, VL];
constant bits(VL) operand2 = Z[m, VL];
bits(VL) result;

for e = 0 to elements-1
    constant integer element1 = Int(Elem[operand1, e, esize], unsigned);
    constant integer element2 = Int(Elem[operand2, e, esize], unsigned);
    (Elem[result, e, esize], -) = SatQ(element1 + element2, esize, unsigned);

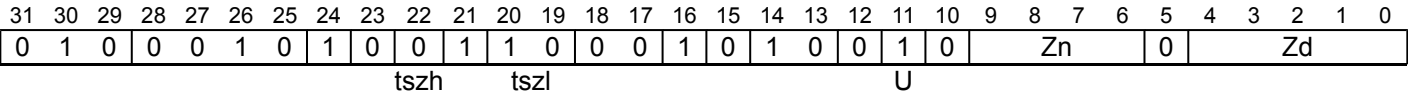
Z[d, VL] = result;
```


UQCVTN

Unsigned 32-bit integer saturating extract narrow and interleave to 16-bit integer

Saturate the unsigned integer value in each element of the group of two source vectors to half the original source element width, and place the two-way interleaved results in the half-width destination elements.
This instruction is unpredicated.

SVE2
(FEAT_SME2 || FEAT_SVE2p1)



Encoding

```
UQCVTN <Zd>.H, { <Zn1>.S-<Zn2>.S }
```

Decode for this encoding

```
if !IsFeatureImplemented(FEAT_SME2) && !IsFeatureImplemented(FEAT_SVE2p1) then
    EndOfDecode(Decode_UNDEF);
constant integer esize = 16;
constant integer n = UInt(Zn:'0');
constant integer d = UInt(Zd);
```

Assembler Symbols

- <Zd> Is the name of the destination scalable vector register, encoded in the "Zd" field.
- <Zn1> Is the name of the first scalable vector register of the source multi-vector group, encoded as "Zn" times 2.
- <Zn2> Is the name of the second scalable vector register of the source multi-vector group, encoded as "Zn" times 2 plus 1.

Operation

```
CheckSVEEnabled();
constant integer VL = CurrentVL;
constant integer elements = VL DIV (2 * esize);
bits(VL) result;

for e = 0 to elements-1
    for i = 0 to 1
        constant bits(VL) operand = Z[n+i, VL];
        constant integer element = UInt(Elem[operand, e, 2 * esize]);
        Elem[result, 2*e + i, esize] = UnsignedSat(element, esize);

Z[d, VL] = result;
```

UQDECB

Unsigned saturating decrement scalar by multiple of 8-bit predicate constraint element count

Determines the number of active 8-bit elements implied by the named predicate constraint, multiplies that by an immediate in the range 1 to 16 inclusive, and then uses the result to decrement the scalar destination. The result is saturated to the general-purpose register's unsigned integer range. The named predicate constraint limits the number of active elements in a single predicate to:

- A fixed number (VL1 to VL256)
- The largest power of two (POW2)
- The largest multiple of three or four (MUL3 or MUL4)
- All available, implicitly a multiple of two (ALL).

Unspecified or out of range constraint encodings generate an empty predicate or zero element count rather than Undefined Instruction exception. It has encodings from 2 classes: [32-bit](#) and [64-bit](#)

32-bit (FEAT_SVE || FEAT_SME)

31	30	29	28	27	26	25	24	23	22	21	20	19	18	17	16	15	14	13	12	11	10	9	8	7	6	5	4	3	2	1	0	
0	0	0	0	0	1	0	0	0	0	1	0	imm4				1	1	1	1	1	1	pattern					Rdn					
size											sf		D										U									

Encoding

UQDECB <Wdn>{, <pattern>{, MUL #<imm>}}

Decode for this encoding

```
if !IsFeatureImplemented(FEAT_SVE) && !IsFeatureImplemented(FEAT_SME) then
    EndOfDecode(Decode_UNDEF);
constant integer esize = 8;
constant integer dn = UInt(Rdn);
constant bits(5) pat = pattern;
constant integer imm = UInt(imm4) + 1;

constant boolean unsigned = TRUE;
constant integer ssize = 32;
```

64-bit (FEAT_SVE || FEAT_SME)

31	30	29	28	27	26	25	24	23	22	21	20	19	18	17	16	15	14	13	12	11	10	9	8	7	6	5	4	3	2	1	0			
0	0	0	0	0	1	0	0	0	0	1	1	imm4				1	1	1	1	1	1	pattern					Rdn							
size											sf												D		U									

Encoding

UQDECB <Xdn>{, <pattern>{, MUL #<imm>}}

Decode for this encoding

```
if !IsFeatureImplemented(FEAT_SVE) && !IsFeatureImplemented(FEAT_SME) then
    EndOfDecode(Decode_UNDEF);
constant integer esize = 8;
constant integer dn = UInt(Rdn);
constant bits(5) pat = pattern;
constant integer imm = UInt(imm4) + 1;

constant boolean unsigned = TRUE;
constant integer ssize = 64;
```

Assembler Symbols

- <Wdn> Is the 32-bit name of the source and destination general-purpose register, encoded in the "Rdn" field.
- <pattern> Is the optional pattern specifier, defaulting to ALL, encoded in “pattern”:

pattern	<pattern>
00000	POW2
00001	VL1
00010	VL2
00011	VL3
00100	VL4
00101	VL5
00110	VL6
00111	VL7
01000	VL8
01001	VL16
01010	VL32
01011	VL64
01100	VL128
01101	VL256
0111x	#uimm5
1xx00	#uimm5
1x0x1	#uimm5
1x010	#uimm5
101x1	#uimm5
10110	#uimm5
11101	MUL4
11110	MUL3
11111	ALL

- <imm> Is the immediate multiplier, in the range 1 to 16, defaulting to 1, encoded in the "imm4" field.
- <Xdn> Is the 64-bit name of the source and destination general-purpose register, encoded in the "Rdn" field.

Operation

```
CheckSVEEnabled();
constant integer count = DecodePredCount(pat, esize);
constant bits(ssize) operand1 = X[dn, ssize];
bits(ssize) result;
constant integer element1 = Int(operand1, unsigned);
(result, -) = SatQ(element1 - (count * imm), ssize, unsigned);
X[dn, 64] = Extend(result, 64, unsigned);
```

UQDECD (scalar)

Unsigned saturating decrement scalar by multiple of 64-bit predicate constraint element count

Determines the number of active 64-bit elements implied by the named predicate constraint, multiplies that by an immediate in the range 1 to 16 inclusive, and then uses the result to decrement the scalar destination. The result is saturated to the general-purpose register's unsigned integer range. The named predicate constraint limits the number of active elements in a single predicate to:

- A fixed number (VL1 to VL256)
- The largest power of two (POW2)
- The largest multiple of three or four (MUL3 or MUL4)
- All available, implicitly a multiple of two (ALL).

Unspecified or out of range constraint encodings generate an empty predicate or zero element count rather than Undefined Instruction exception. It has encodings from 2 classes: [32-bit](#) and [64-bit](#)

32-bit (FEAT_SVE || FEAT_SME)

31	30	29	28	27	26	25	24	23	22	21	20	19	18	17	16	15	14	13	12	11	10	9	8	7	6	5	4	3	2	1	0
0	0	0	0	0	1	0	0	1	1	1	0	imm4				1	1	1	1	1	1	pattern					Rdn				
size												sf						D		U											

Encoding

UQDECD <Wdn>{, <pattern>{, MUL #<imm>}}

Decode for this encoding

```
if !IsFeatureImplemented(FEAT_SVE) && !IsFeatureImplemented(FEAT_SME) then
    EndOfDecode(Decode_UNDEF);
constant integer esize = 64;
constant integer dn = UInt(Rdn);
constant bits(5) pat = pattern;
constant integer imm = UInt(imm4) + 1;

constant boolean unsigned = TRUE;
constant integer ssize = 32;
```

64-bit (FEAT_SVE || FEAT_SME)

31	30	29	28	27	26	25	24	23	22	21	20	19	18	17	16	15	14	13	12	11	10	9	8	7	6	5	4	3	2	1	0
0	0	0	0	0	1	0	0	1	1	1	1	imm4				1	1	1	1	1	1	pattern					Rdn				
size												sf						D		U											

Encoding

UQDECD <Xdn>{, <pattern>{, MUL #<imm>}}

Decode for this encoding

```
if !IsFeatureImplemented(FEAT_SVE) && !IsFeatureImplemented(FEAT_SME) then
    EndOfDecode(Decode_UNDEF);
constant integer esize = 64;
constant integer dn = UInt(Rdn);
constant bits(5) pat = pattern;
constant integer imm = UInt(imm4) + 1;

constant boolean unsigned = TRUE;
constant integer ssize = 64;
```

Assembler Symbols

- <Wdn> Is the 32-bit name of the source and destination general-purpose register, encoded in the "Rdn" field.
- <pattern> Is the optional pattern specifier, defaulting to ALL, encoded in “pattern”:

pattern	<pattern>
00000	POW2
00001	VL1
00010	VL2
00011	VL3
00100	VL4
00101	VL5
00110	VL6
00111	VL7
01000	VL8
01001	VL16
01010	VL32
01011	VL64
01100	VL128
01101	VL256
0111x	#uimm5
1xx00	#uimm5
1x0x1	#uimm5
1x010	#uimm5
101x1	#uimm5
10110	#uimm5
11101	MUL4
11110	MUL3
11111	ALL

- <imm> Is the immediate multiplier, in the range 1 to 16, defaulting to 1, encoded in the "imm4" field.
- <Xdn> Is the 64-bit name of the source and destination general-purpose register, encoded in the "Rdn" field.

Operation

```
CheckSVEEnabled();
constant integer count = DecodePredCount(pat, esize);
constant bits(ssize) operand1 = X[dn, ssize];
bits(ssize) result;
constant integer element1 = Int(operand1, unsigned);
(result, -) = SatQ(element1 - (count * imm), ssize, unsigned);
X[dn, 64] = Extend(result, 64, unsigned);
```

UQDECD (vector)

Unsigned saturating decrement vector by multiple of 64-bit predicate constraint element count

Determines the number of active 64-bit elements implied by the named predicate constraint, multiplies that by an immediate in the range 1 to 16 inclusive, and then uses the result to decrement all destination vector elements. The results are saturated to the 64-bit unsigned integer range.

The named predicate constraint limits the number of active elements in a single predicate to:

- A fixed number (VL1 to VL256)
- The largest power of two (POW2)
- The largest multiple of three or four (MUL3 or MUL4)
- All available, implicitly a multiple of two (ALL).

Unspecified or out of range constraint encodings generate an empty predicate or zero element count rather than Undefined Instruction exception.

SVE (FEAT_SVE || FEAT_SME)

31	30	29	28	27	26	25	24	23	22	21	20	19	18	17	16	15	14	13	12	11	10	9	8	7	6	5	4	3	2	1	0
0	0	0	0	0	1	0	0	1	1	1	0	imm4				1	1	0	0	1	1	pattern					Zdn				
size												D U																			

Encoding

UQDECD <Zdn>.D{, <pattern>{, MUL #<imm>}}

Decode for this encoding

```
if !IsFeatureImplemented(FEAT_SVE) && !IsFeatureImplemented(FEAT_SME) then
    EndOfDecode(Decode_UNDEF);
constant integer esize = 64;
constant integer dn = UInt(Zdn);
constant bits(5) pat = pattern;
constant integer imm = UInt(imm4) + 1;

constant boolean unsigned = TRUE;
```

Assembler Symbols

- <Zdn> Is the name of the source and destination scalable vector register, encoded in the "Zdn" field.
- <pattern> Is the optional pattern specifier, defaulting to ALL, encoded in “pattern”:

pattern	<pattern>
00000	POW2
00001	VL1
00010	VL2
00011	VL3
00100	VL4
00101	VL5
00110	VL6
00111	VL7
01000	VL8
01001	VL16
01010	VL32
01011	VL64
01100	VL128
01101	VL256
0111x	#uimm5
1xx00	#uimm5
1x0x1	#uimm5
1x010	#uimm5
101x1	#uimm5
10110	#uimm5
11101	MUL4
11110	MUL3
11111	ALL

<imm> Is the immediate multiplier, in the range 1 to 16, defaulting to 1, encoded in the "imm4" field.

Operation

```

CheckSVEEnabled();
constant integer VL = CurrentVL;
constant integer elements = VL DIV esize;
constant integer count = DecodePredCount(pat, esize);
constant bits(VL) operand1 = Z[dn, VL];
bits(VL) result;

for e = 0 to elements-1
    constant integer element1 = Int(Elem[operand1, e, esize], unsigned);
    (Elem[result, e, esize], -) = SatQ(element1 - (count * imm), esize, unsigned);

Z[dn, VL] = result;

```

Operational information

This instruction might be immediately preceded in program order by a MOVPRFX instruction. The MOVPRFX must conform to all of the following requirements, otherwise the behavior of the MOVPRFX and this instruction is CONSTRAINED UNPREDICTABLE:

- The MOVPRFX must be unpredicated.
- The MOVPRFX must specify the same destination register as this instruction.
- The destination register must not refer to architectural register state referenced by any other source operand register of this instruction.

Internal version only: aarchmrs v2025-03_rel, pseudocode v2025-03_rel ; Build timestamp: 2025-03-21T17:41

Copyright © 2010-2025 Arm Limited or its affiliates. All rights reserved. This document is Non-Confidential.

UQDECH (scalar)

Unsigned saturating decrement scalar by multiple of 16-bit predicate constraint element count

Determines the number of active 16-bit elements implied by the named predicate constraint, multiplies that by an immediate in the range 1 to 16 inclusive, and then uses the result to decrement the scalar destination. The result is saturated to the general-purpose register's unsigned integer range. The named predicate constraint limits the number of active elements in a single predicate to:

- A fixed number (VL1 to VL256)
- The largest power of two (POW2)
- The largest multiple of three or four (MUL3 or MUL4)
- All available, implicitly a multiple of two (ALL).

Unspecified or out of range constraint encodings generate an empty predicate or zero element count rather than Undefined Instruction exception. It has encodings from 2 classes: [32-bit](#) and [64-bit](#)

32-bit (FEAT_SVE || FEAT_SME)

31	30	29	28	27	26	25	24	23	22	21	20	19	18	17	16	15	14	13	12	11	10	9	8	7	6	5	4	3	2	1	0
0	0	0	0	0	1	0	0	0	1	1	0	imm4				1	1	1	1	1	1	pattern					Rdn				
size											sf		D U																		

Encoding

UQDECH <Wdn>{, <pattern>{, MUL #<imm>}}

Decode for this encoding

```
if !IsFeatureImplemented(FEAT_SVE) && !IsFeatureImplemented(FEAT_SME) then
    EndOfDecode(Decode_UNDEF);
constant integer esize = 16;
constant integer dn = UInt(Rdn);
constant bits(5) pat = pattern;
constant integer imm = UInt(imm4) + 1;

constant boolean unsigned = TRUE;
constant integer ssize = 32;
```

64-bit (FEAT_SVE || FEAT_SME)

31	30	29	28	27	26	25	24	23	22	21	20	19	18	17	16	15	14	13	12	11	10	9	8	7	6	5	4	3	2	1	0
0	0	0	0	0	1	0	0	0	1	1	1	imm4				1	1	1	1	1	1	pattern					Rdn				
size											sf		D U																		

Encoding

UQDECH <Xdn>{, <pattern>{, MUL #<imm>}}

Decode for this encoding

```
if !IsFeatureImplemented(FEAT_SVE) && !IsFeatureImplemented(FEAT_SME) then
    EndOfDecode(Decode_UNDEF);
constant integer esize = 16;
constant integer dn = UInt(Rdn);
constant bits(5) pat = pattern;
constant integer imm = UInt(imm4) + 1;

constant boolean unsigned = TRUE;
constant integer ssize = 64;
```


Assembler Symbols

- <Wdn> Is the 32-bit name of the source and destination general-purpose register, encoded in the "Rdn" field.
- <pattern> Is the optional pattern specifier, defaulting to ALL, encoded in “pattern”:

pattern	<pattern>
00000	POW2
00001	VL1
00010	VL2
00011	VL3
00100	VL4
00101	VL5
00110	VL6
00111	VL7
01000	VL8
01001	VL16
01010	VL32
01011	VL64
01100	VL128
01101	VL256
0111x	#uimm5
1xx00	#uimm5
1x0x1	#uimm5
1x010	#uimm5
101x1	#uimm5
10110	#uimm5
11101	MUL4
11110	MUL3
11111	ALL

- <imm> Is the immediate multiplier, in the range 1 to 16, defaulting to 1, encoded in the "imm4" field.
- <Xdn> Is the 64-bit name of the source and destination general-purpose register, encoded in the "Rdn" field.

Operation

```
CheckSVEEnabled();
constant integer count = DecodePredCount(pat, esize);
constant bits(ssize) operand1 = X[dn, ssize];
bits(ssize) result;
constant integer element1 = Int(operand1, unsigned);
(result, -) = SatQ(element1 - (count * imm), ssize, unsigned);
X[dn, 64] = Extend(result, 64, unsigned);
```

UQDECH (vector)

Unsigned saturating decrement vector by multiple of 16-bit predicate constraint element count

Determines the number of active 16-bit elements implied by the named predicate constraint, multiplies that by an immediate in the range 1 to 16 inclusive, and then uses the result to decrement all destination vector elements. The results are saturated to the 16-bit unsigned integer range.

The named predicate constraint limits the number of active elements in a single predicate to:

- A fixed number (VL1 to VL256)
- The largest power of two (POW2)
- The largest multiple of three or four (MUL3 or MUL4)
- All available, implicitly a multiple of two (ALL).

Unspecified or out of range constraint encodings generate an empty predicate or zero element count rather than Undefined Instruction exception.

SVE (FEAT_SVE || FEAT_SME)

31	30	29	28	27	26	25	24	23	22	21	20	19	18	17	16	15	14	13	12	11	10	9	8	7	6	5	4	3	2	1	0
0	0	0	0	0	1	0	0	0	1	1	0	imm4				1	1	0	0	1	1	pattern					Zdn				
size												D U																			

Encoding

UQDECH <Zdn>.H{, <pattern>{, MUL #<imm>}}

Decode for this encoding

```
if !IsFeatureImplemented(FEAT_SVE) && !IsFeatureImplemented(FEAT_SME) then
    EndOfDecode(Decode_UNDEF);
constant integer esize = 16;
constant integer dn = UInt(Zdn);
constant bits(5) pat = pattern;
constant integer imm = UInt(imm4) + 1;

constant boolean unsigned = TRUE;
```

Assembler Symbols

- <Zdn>Is the name of the source and destination scalable vector register, encoded in the "Zdn" field.
- <pattern>Is the optional pattern specifier, defaulting to ALL, encoded in “pattern”:

pattern	<pattern>
00000	POW2
00001	VL1
00010	VL2
00011	VL3
00100	VL4
00101	VL5
00110	VL6
00111	VL7
01000	VL8
01001	VL16
01010	VL32
01011	VL64
01100	VL128
01101	VL256
0111x	#uimm5
1xx00	#uimm5
1x0x1	#uimm5
1x010	#uimm5
101x1	#uimm5
10110	#uimm5
11101	MUL4
11110	MUL3
11111	ALL

<imm> Is the immediate multiplier, in the range 1 to 16, defaulting to 1, encoded in the "imm4" field.

Operation

```

CheckSVEEnabled();
constant integer VL = CurrentVL;
constant integer elements = VL DIV esize;
constant integer count = DecodePredCount(pat, esize);
constant bits(VL) operand1 = Z[dn, VL];
bits(VL) result;

for e = 0 to elements-1
    constant integer element1 = Int(Elem[operand1, e, esize], unsigned);
    (Elem[result, e, esize], -) = SatQ(element1 - (count * imm), esize, unsigned);

Z[dn, VL] = result;

```

Operational information

This instruction might be immediately preceded in program order by a MOVPRFX instruction. The MOVPRFX must conform to all of the following requirements, otherwise the behavior of the MOVPRFX and this instruction is CONSTRAINED UNPREDICTABLE:

- The MOVPRFX must be unpredicated.
- The MOVPRFX must specify the same destination register as this instruction.
- The destination register must not refer to architectural register state referenced by any other source operand register of this instruction.

Internal version only: aarchmrs v2025-03_rel, pseudocode v2025-03_rel ; Build timestamp: 2025-03-21T17:41

Copyright © 2010-2025 Arm Limited or its affiliates. All rights reserved. This document is Non-Confidential.

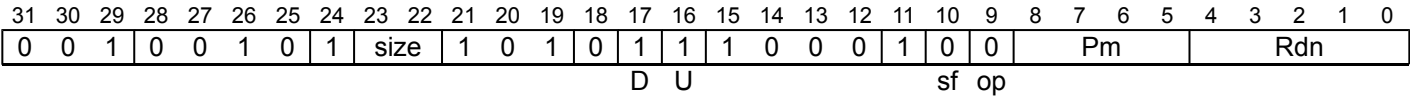
UQDECP (scalar)

Unsigned saturating decrement scalar by count of true predicate elements

Counts the number of true elements in the source predicate and then uses the result to decrement the scalar destination. The result is saturated to the general-purpose register's unsigned integer range.

It has encodings from 2 classes: [32-bit](#) and [64-bit](#)

32-bit (FEAT_SVE || FEAT_SME)



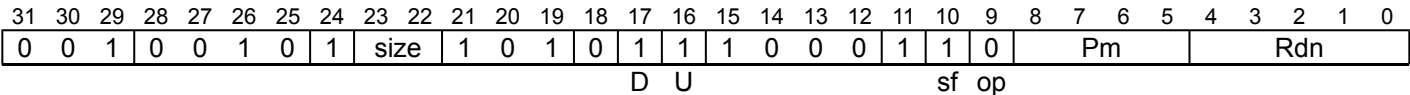
Encoding

UQDECP <Wdn>, <Pm>.<T>

Decode for this encoding

```
if !IsFeatureImplemented(FEAT_SVE) && !IsFeatureImplemented(FEAT_SME) then
    EndOfDecode(Decode_UNDEF);
constant integer esize = 8 << UInt(size);
constant integer m = UInt(Pm);
constant integer dn = UInt(Rdn);
constant boolean unsigned = TRUE;
constant integer ssize = 32;
```

64-bit (FEAT_SVE || FEAT_SME)



Encoding

UQDECP <Xdn>, <Pm>.<T>

Decode for this encoding

```
if !IsFeatureImplemented(FEAT_SVE) && !IsFeatureImplemented(FEAT_SME) then
    EndOfDecode(Decode_UNDEF);
constant integer esize = 8 << UInt(size);
constant integer m = UInt(Pm);
constant integer dn = UInt(Rdn);
constant boolean unsigned = TRUE;
constant integer ssize = 64;
```

Assembler Symbols

- <Wdn> Is the 32-bit name of the source and destination general-purpose register, encoded in the "Rdn" field.
- <Pm> Is the name of the source scalable predicate register, encoded in the "Pm" field.
- <T> Is the size specifier, encoded in "size":

size	<T>
00	B
01	H
10	S
11	D

<Xdn> Is the 64-bit name of the source and destination general-purpose register, encoded in the "Rdn" field.

Operation

```

CheckSVEEnabled();
constant integer VL = CurrentVL;
constant integer PL = VL DIV 8;
constant integer elements = VL DIV esize;
constant bits(ssize) operand1 = X[dn, ssize];
constant bits(PL) operand2 = P[m, PL];
bits(ssize) result;
integer count = 0;

for e = 0 to elements-1
    if ActivePredicateElement(operand2, e, esize) then
        count = count + 1;

constant integer element = Int(operand1, unsigned);
(result, -) = SatQ(element - count, ssize, unsigned);
X[dn, 64] = Extend(result, 64, unsigned);

```

Operational information

If FEAT_SME is implemented and the PE is in Streaming SVE mode, then any subsequent instruction which is dependent on the general-purpose register written by this instruction might be significantly delayed.

Internal version only: aarchmrs v2025-03_rel, pseudocode v2025-03_rel ; Build timestamp: 2025-03-21T17:41

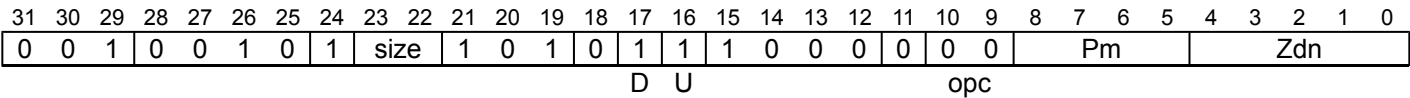
Copyright © 2010-2025 Arm Limited or its affiliates. All rights reserved. This document is Non-Confidential.

UQDECP (vector)

Unsigned saturating decrement vector by count of true predicate elements

Counts the number of true elements in the source predicate and then uses the result to decrement all destination vector elements. The results are saturated to the element unsigned integer range.
The predicate size specifier may be omitted in assembler source code, but this is deprecated and will be prohibited in a future release of the architecture.

SVE
(FEAT_SVE || FEAT_SME)



Encoding

```
UQDECP <Zdn>.<T>, <Pm>.<T>
```

Decode for this encoding

```
if !IsFeatureImplemented(FEAT_SVE) && !IsFeatureImplemented(FEAT_SME) then
    EndOfDecode(Decode_UNDEF);
if size == '00' then EndOfDecode(Decode_UNDEF);
constant integer esize = 8 << UInt(size);
constant integer m = UInt(Pm);
constant integer dn = UInt(Zdn);
constant boolean unsigned = TRUE;
```

Assembler Symbols

<Zdn> Is the name of the source and destination scalable vector register, encoded in the "Zdn" field.

<T> Is the size specifier, encoded in “size”:

size	<T>
00	RESERVED
01	H
10	S
11	D

<Pm> Is the name of the source scalable predicate register, encoded in the "Pm" field.

Operation

```
CheckSVEEnabled();
constant integer VL = CurrentVL;
constant integer PL = VL DIV 8;
constant integer elements = VL DIV esize;
constant bits(VL) operand1 = Z[dn, VL];
constant bits(PL) operand2 = P[m, PL];
bits(VL) result;
integer count = 0;

for e = 0 to elements-1
    if ActivePredicateElement(operand2, e, esize) then
        count = count + 1;

for e = 0 to elements-1
    constant integer element = Int(Elem[operand1, e, esize], unsigned);
    (Elem[result, e, esize], -) = SatQ(element - count, esize, unsigned);

Z[dn, VL] = result;
```

Operational information

This instruction might be immediately preceded in program order by a MOVPRFX instruction. The MOVPRFX must conform to all of the following requirements, otherwise the behavior of the MOVPRFX and this instruction is CONSTRAINED UNPREDICTABLE:

- The MOVPRFX must be unpredicated.
- The MOVPRFX must specify the same destination register as this instruction.
- The destination register must not refer to architectural register state referenced by any other source operand register of this instruction.

Internal version only: aarchmrs v2025-03_rel, pseudocode v2025-03_rel ; Build timestamp: 2025-03-21T17:41

Copyright © 2010-2025 Arm Limited or its affiliates. All rights reserved. This document is Non-Confidential.

UQDECW (scalar)

Unsigned saturating decrement scalar by multiple of 32-bit predicate constraint element count

Determines the number of active 32-bit elements implied by the named predicate constraint, multiplies that by an immediate in the range 1 to 16 inclusive, and then uses the result to decrement the scalar destination. The result is saturated to the general-purpose register's unsigned integer range.

The named predicate constraint limits the number of active elements in a single predicate to:

- A fixed number (VL1 to VL256)
- The largest power of two (POW2)
- The largest multiple of three or four (MUL3 or MUL4)
- All available, implicitly a multiple of two (ALL).

Unspecified or out of range constraint encodings generate an empty predicate or zero element count rather than Undefined Instruction exception.

It has encodings from 2 classes: [32-bit](#) and [64-bit](#)

32-bit

(FEAT_SVE || FEAT_SME)

31	30	29	28	27	26	25	24	23	22	21	20	19	18	17	16	15	14	13	12	11	10	9	8	7	6	5	4	3	2	1	0
0	0	0	0	0	1	0	0	1	0	1	0	imm4				1	1	1	1	1	1	pattern					Rdn				
size												sf		D U																	

Encoding

UQDECW <Wdn>{, <pattern>{, MUL #<imm>}}

Decode for this encoding

```
if !IsFeatureImplemented(FEAT_SVE) && !IsFeatureImplemented(FEAT_SME) then
    EndOfDecode(Decode_UNDEF);
constant integer esize = 32;
constant integer dn = UInt(Rdn);
constant bits(5) pat = pattern;
constant integer imm = UInt(imm4) + 1;

constant boolean unsigned = TRUE;
constant integer ssize = 32;
```

64-bit

(FEAT_SVE || FEAT_SME)

31	30	29	28	27	26	25	24	23	22	21	20	19	18	17	16	15	14	13	12	11	10	9	8	7	6	5	4	3	2	1	0
0	0	0	0	0	1	0	0	1	0	1	1	imm4				1	1	1	1	1	1	pattern					Rdn				
size												sf		D U																	

Encoding

UQDECW <Xdn>{, <pattern>{, MUL #<imm>}}

Decode for this encoding

```
if !IsFeatureImplemented(FEAT_SVE) && !IsFeatureImplemented(FEAT_SME) then
    EndOfDecode(Decode_UNDEF);
constant integer esize = 32;
constant integer dn = UInt(Rdn);
constant bits(5) pat = pattern;
constant integer imm = UInt(imm4) + 1;

constant boolean unsigned = TRUE;
constant integer ssize = 64;
```


Assembler Symbols

- <Wdn> Is the 32-bit name of the source and destination general-purpose register, encoded in the "Rdn" field.
- <pattern> Is the optional pattern specifier, defaulting to ALL, encoded in “pattern”:

pattern	<pattern>
00000	POW2
00001	VL1
00010	VL2
00011	VL3
00100	VL4
00101	VL5
00110	VL6
00111	VL7
01000	VL8
01001	VL16
01010	VL32
01011	VL64
01100	VL128
01101	VL256
0111x	#uimm5
1xx00	#uimm5
1x0x1	#uimm5
1x010	#uimm5
101x1	#uimm5
10110	#uimm5
11101	MUL4
11110	MUL3
11111	ALL

- <imm> Is the immediate multiplier, in the range 1 to 16, defaulting to 1, encoded in the "imm4" field.
- <Xdn> Is the 64-bit name of the source and destination general-purpose register, encoded in the "Rdn" field.

Operation

```
CheckSVEEnabled();
constant integer count = DecodePredCount(pat, esize);
constant bits(ssize) operand1 = X[dn, ssize];
bits(ssize) result;
constant integer element1 = Int(operand1, unsigned);
(result, -) = SatQ(element1 - (count * imm), ssize, unsigned);
X[dn, 64] = Extend(result, 64, unsigned);
```

UQDECW (vector)

Unsigned saturating decrement vector by multiple of 32-bit predicate constraint element count

Determines the number of active 32-bit elements implied by the named predicate constraint, multiplies that by an immediate in the range 1 to 16 inclusive, and then uses the result to decrement all destination vector elements. The results are saturated to the 32-bit unsigned integer range.

The named predicate constraint limits the number of active elements in a single predicate to:

- A fixed number (VL1 to VL256)
- The largest power of two (POW2)
- The largest multiple of three or four (MUL3 or MUL4)
- All available, implicitly a multiple of two (ALL).

Unspecified or out of range constraint encodings generate an empty predicate or zero element count rather than Undefined Instruction exception.

SVE (FEAT_SVE || FEAT_SME)

31	30	29	28	27	26	25	24	23	22	21	20	19	18	17	16	15	14	13	12	11	10	9	8	7	6	5	4	3	2	1	0
0	0	0	0	0	1	0	0	1	0	imm4				1	1	0	0	1	1	pattern					Zdn						
size												D U																			

Encoding

UQDECW <Zdn>.S{, <pattern>{, MUL #<imm>}}

Decode for this encoding

```
if !IsFeatureImplemented(FEAT_SVE) && !IsFeatureImplemented(FEAT_SME) then
    EndOfDecode(Decode_UNDEF);
constant integer esize = 32;
constant integer dn = UInt(Zdn);
constant bits(5) pat = pattern;
constant integer imm = UInt(imm4) + 1;

constant boolean unsigned = TRUE;
```

Assembler Symbols

- <Zdn> Is the name of the source and destination scalable vector register, encoded in the "Zdn" field.
- <pattern> Is the optional pattern specifier, defaulting to ALL, encoded in “pattern”:

pattern	<pattern>
00000	POW2
00001	VL1
00010	VL2
00011	VL3
00100	VL4
00101	VL5
00110	VL6
00111	VL7
01000	VL8
01001	VL16
01010	VL32
01011	VL64
01100	VL128
01101	VL256
0111x	#uimm5
1xx00	#uimm5
1x0x1	#uimm5
1x010	#uimm5
101x1	#uimm5
10110	#uimm5
11101	MUL4
11110	MUL3
11111	ALL

<imm> Is the immediate multiplier, in the range 1 to 16, defaulting to 1, encoded in the "imm4" field.

Operation

```

CheckSVEEnabled();
constant integer VL = CurrentVL;
constant integer elements = VL DIV esize;
constant integer count = DecodePredCount(pat, esize);
constant bits(VL) operand1 = Z[dn, VL];
bits(VL) result;

for e = 0 to elements-1
    constant integer element1 = Int(Elem[operand1, e, esize], unsigned);
    (Elem[result, e, esize], -) = SatQ(element1 - (count * imm), esize, unsigned);

Z[dn, VL] = result;

```

Operational information

This instruction might be immediately preceded in program order by a MOVPRFX instruction. The MOVPRFX must conform to all of the following requirements, otherwise the behavior of the MOVPRFX and this instruction is CONSTRAINED UNPREDICTABLE:

- The MOVPRFX must be unpredicated.
- The MOVPRFX must specify the same destination register as this instruction.
- The destination register must not refer to architectural register state referenced by any other source operand register of this instruction.

Internal version only: aarchmrs v2025-03_rel, pseudocode v2025-03_rel ; Build timestamp: 2025-03-21T17:41

Copyright © 2010-2025 Arm Limited or its affiliates. All rights reserved. This document is Non-Confidential.

UQINCB

Unsigned saturating increment scalar by multiple of 8-bit predicate constraint element count

Determines the number of active 8-bit elements implied by the named predicate constraint, multiplies that by an immediate in the range 1 to 16 inclusive, and then uses the result to increment the scalar destination. The result is saturated to the general-purpose register's unsigned integer range. The named predicate constraint limits the number of active elements in a single predicate to:

- A fixed number (VL1 to VL256)
- The largest power of two (POW2)
- The largest multiple of three or four (MUL3 or MUL4)
- All available, implicitly a multiple of two (ALL).

Unspecified or out of range constraint encodings generate an empty predicate or zero element count rather than Undefined Instruction exception. It has encodings from 2 classes: [32-bit](#) and [64-bit](#)

32-bit (FEAT_SVE || FEAT_SME)

31	30	29	28	27	26	25	24	23	22	21	20	19	18	17	16	15	14	13	12	11	10	9	8	7	6	5	4	3	2	1	0
0	0	0	0	0	1	0	0	0	0	1	0	imm4				1	1	1	1	0	1	pattern					Rdn				
size											sf		D U																		

Encoding

UQINCB <Wdn>{, <pattern>{, MUL #<imm>}}

Decode for this encoding

```
if !IsFeatureImplemented(FEAT_SVE) && !IsFeatureImplemented(FEAT_SME) then
    EndOfDecode(Decode_UNDEF);
constant integer esize = 8;
constant integer dn = UInt(Rdn);
constant bits(5) pat = pattern;
constant integer imm = UInt(imm4) + 1;

constant boolean unsigned = TRUE;
constant integer ssize = 32;
```

64-bit (FEAT_SVE || FEAT_SME)

31	30	29	28	27	26	25	24	23	22	21	20	19	18	17	16	15	14	13	12	11	10	9	8	7	6	5	4	3	2	1	0		
0	0	0	0	0	1	0	0	0	0	1	1	imm4				1	1	1	1	0	1	pattern					Rdn						
size											sf		D											U									

Encoding

UQINCB <Xdn>{, <pattern>{, MUL #<imm>}}

Decode for this encoding

```
if !IsFeatureImplemented(FEAT_SVE) && !IsFeatureImplemented(FEAT_SME) then
    EndOfDecode(Decode_UNDEF);
constant integer esize = 8;
constant integer dn = UInt(Rdn);
constant bits(5) pat = pattern;
constant integer imm = UInt(imm4) + 1;

constant boolean unsigned = TRUE;
constant integer ssize = 64;
```

Assembler Symbols

- <Wdn> Is the 32-bit name of the source and destination general-purpose register, encoded in the "Rdn" field.
- <pattern> Is the optional pattern specifier, defaulting to ALL, encoded in “pattern”:

pattern	<pattern>
00000	POW2
00001	VL1
00010	VL2
00011	VL3
00100	VL4
00101	VL5
00110	VL6
00111	VL7
01000	VL8
01001	VL16
01010	VL32
01011	VL64
01100	VL128
01101	VL256
0111x	#uimm5
1xx00	#uimm5
1x0x1	#uimm5
1x010	#uimm5
101x1	#uimm5
10110	#uimm5
11101	MUL4
11110	MUL3
11111	ALL

- <imm> Is the immediate multiplier, in the range 1 to 16, defaulting to 1, encoded in the "imm4" field.
- <Xdn> Is the 64-bit name of the source and destination general-purpose register, encoded in the "Rdn" field.

Operation

```
CheckSVEEnabled();
constant integer count = DecodePredCount(pat, esize);
constant bits(ssize) operand1 = X[dn, ssize];
bits(ssize) result;
constant integer element1 = Int(operand1, unsigned);
(result, -) = SatQ(element1 + (count * imm), ssize, unsigned);
X[dn, 64] = Extend(result, 64, unsigned);
```

UQINCD (scalar)

Unsigned saturating increment scalar by multiple of 64-bit predicate constraint element count

Determines the number of active 64-bit elements implied by the named predicate constraint, multiplies that by an immediate in the range 1 to 16 inclusive, and then uses the result to increment the scalar destination. The result is saturated to the general-purpose register's unsigned integer range. The named predicate constraint limits the number of active elements in a single predicate to:

- A fixed number (VL1 to VL256)
- The largest power of two (POW2)
- The largest multiple of three or four (MUL3 or MUL4)
- All available, implicitly a multiple of two (ALL).

Unspecified or out of range constraint encodings generate an empty predicate or zero element count rather than Undefined Instruction exception. It has encodings from 2 classes: [32-bit](#) and [64-bit](#)

32-bit (FEAT_SVE || FEAT_SME)

31	30	29	28	27	26	25	24	23	22	21	20	19	18	17	16	15	14	13	12	11	10	9	8	7	6	5	4	3	2	1	0
0	0	0	0	0	1	0	0	1	1	1	0	imm4				1	1	1	1	0	1	pattern					Rdn				
size												sf								D	U										

Encoding

UQINCD <Wdn>{, <pattern>{, MUL #<imm>}}

Decode for this encoding

```
if !IsFeatureImplemented(FEAT_SVE) && !IsFeatureImplemented(FEAT_SME) then
    EndOfDecode(Decode_UNDEF);
constant integer esize = 64;
constant integer dn = UInt(Rdn);
constant bits(5) pat = pattern;
constant integer imm = UInt(imm4) + 1;

constant boolean unsigned = TRUE;
constant integer ssize = 32;
```

64-bit (FEAT_SVE || FEAT_SME)

31	30	29	28	27	26	25	24	23	22	21	20	19	18	17	16	15	14	13	12	11	10	9	8	7	6	5	4	3	2	1	0
0	0	0	0	0	1	0	0	1	1	1	1	imm4				1	1	1	1	0	1	pattern					Rdn				
size												sf								D	U										

Encoding

UQINCD <Xdn>{, <pattern>{, MUL #<imm>}}

Decode for this encoding

```
if !IsFeatureImplemented(FEAT_SVE) && !IsFeatureImplemented(FEAT_SME) then
    EndOfDecode(Decode_UNDEF);
constant integer esize = 64;
constant integer dn = UInt(Rdn);
constant bits(5) pat = pattern;
constant integer imm = UInt(imm4) + 1;

constant boolean unsigned = TRUE;
constant integer ssize = 64;
```

Assembler Symbols

- <Wdn> Is the 32-bit name of the source and destination general-purpose register, encoded in the "Rdn" field.
- <pattern> Is the optional pattern specifier, defaulting to ALL, encoded in “pattern”:

pattern	<pattern>
00000	POW2
00001	VL1
00010	VL2
00011	VL3
00100	VL4
00101	VL5
00110	VL6
00111	VL7
01000	VL8
01001	VL16
01010	VL32
01011	VL64
01100	VL128
01101	VL256
0111x	#uimm5
1xx00	#uimm5
1x0x1	#uimm5
1x010	#uimm5
101x1	#uimm5
10110	#uimm5
11101	MUL4
11110	MUL3
11111	ALL

- <imm> Is the immediate multiplier, in the range 1 to 16, defaulting to 1, encoded in the "imm4" field.
- <Xdn> Is the 64-bit name of the source and destination general-purpose register, encoded in the "Rdn" field.

Operation

```
CheckSVEEnabled();
constant integer count = DecodePredCount(pat, esize);
constant bits(ssize) operand1 = X[dn, ssize];
bits(ssize) result;
constant integer element1 = Int(operand1, unsigned);
(result, -) = SatQ(element1 + (count * imm), ssize, unsigned);
X[dn, 64] = Extend(result, 64, unsigned);
```

UQINCD (vector)

Unsigned saturating increment vector by multiple of 64-bit predicate constraint element count

Determines the number of active 64-bit elements implied by the named predicate constraint, multiplies that by an immediate in the range 1 to 16 inclusive, and then uses the result to increment all destination vector elements. The results are saturated to the 64-bit unsigned integer range.

The named predicate constraint limits the number of active elements in a single predicate to:

- A fixed number (VL1 to VL256)
- The largest power of two (POW2)
- The largest multiple of three or four (MUL3 or MUL4)
- All available, implicitly a multiple of two (ALL).

Unspecified or out of range constraint encodings generate an empty predicate or zero element count rather than Undefined Instruction exception.

SVE (FEAT_SVE || FEAT_SME)

31	30	29	28	27	26	25	24	23	22	21	20	19	18	17	16	15	14	13	12	11	10	9	8	7	6	5	4	3	2	1	0
0	0	0	0	0	1	0	0	1	1	1	0	imm4				1	1	0	0	0	1	pattern					Zdn				
size												D U																			

Encoding

UQINCD <Zdn>.D{, <pattern>{, MUL #<imm>}}

Decode for this encoding

```
if !IsFeatureImplemented(FEAT_SVE) && !IsFeatureImplemented(FEAT_SME) then
    EndOfDecode(Decode_UNDEF);
constant integer esize = 64;
constant integer dn = UInt(Zdn);
constant bits(5) pat = pattern;
constant integer imm = UInt(imm4) + 1;

constant boolean unsigned = TRUE;
```

Assembler Symbols

- <Zdn> Is the name of the source and destination scalable vector register, encoded in the "Zdn" field.
- <pattern> Is the optional pattern specifier, defaulting to ALL, encoded in “pattern”:

pattern	<pattern>
00000	POW2
00001	VL1
00010	VL2
00011	VL3
00100	VL4
00101	VL5
00110	VL6
00111	VL7
01000	VL8
01001	VL16
01010	VL32
01011	VL64
01100	VL128
01101	VL256
0111x	#uimm5
1xx00	#uimm5
1x0x1	#uimm5
1x010	#uimm5
101x1	#uimm5
10110	#uimm5
11101	MUL4
11110	MUL3
11111	ALL

<imm> Is the immediate multiplier, in the range 1 to 16, defaulting to 1, encoded in the "imm4" field.

Operation

```

CheckSVEEnabled();
constant integer VL = CurrentVL;
constant integer elements = VL DIV esize;
constant integer count = DecodePredCount(pat, esize);
constant bits(VL) operand1 = Z[dn, VL];
bits(VL) result;

for e = 0 to elements-1
    constant integer element1 = Int(Elem[operand1, e, esize], unsigned);
    (Elem[result, e, esize], -) = SatQ(element1 + (count * imm), esize, unsigned);

Z[dn, VL] = result;

```

Operational information

This instruction might be immediately preceded in program order by a MOVPRFX instruction. The MOVPRFX must conform to all of the following requirements, otherwise the behavior of the MOVPRFX and this instruction is CONSTRAINED UNPREDICTABLE:

- The MOVPRFX must be unpredicated.
- The MOVPRFX must specify the same destination register as this instruction.
- The destination register must not refer to architectural register state referenced by any other source operand register of this instruction.

Internal version only: aarchmrs v2025-03_rel, pseudocode v2025-03_rel ; Build timestamp: 2025-03-21T17:41

Copyright © 2010-2025 Arm Limited or its affiliates. All rights reserved. This document is Non-Confidential.

UQINCH (scalar)

Unsigned saturating increment scalar by multiple of 16-bit predicate constraint element count

Determines the number of active 16-bit elements implied by the named predicate constraint, multiplies that by an immediate in the range 1 to 16 inclusive, and then uses the result to increment the scalar destination. The result is saturated to the general-purpose register's unsigned integer range. The named predicate constraint limits the number of active elements in a single predicate to:

- A fixed number (VL1 to VL256)
- The largest power of two (POW2)
- The largest multiple of three or four (MUL3 or MUL4)
- All available, implicitly a multiple of two (ALL).

Unspecified or out of range constraint encodings generate an empty predicate or zero element count rather than Undefined Instruction exception. It has encodings from 2 classes: [32-bit](#) and [64-bit](#)

32-bit (FEAT_SVE || FEAT_SME)

31	30	29	28	27	26	25	24	23	22	21	20	19	18	17	16	15	14	13	12	11	10	9	8	7	6	5	4	3	2	1	0
0	0	0	0	0	1	0	0	0	1	1	0	imm4				1	1	1	1	0	1	pattern					Rdn				
size											sf		D U																		

Encoding

UQINCH <Wdn>{, <pattern>{, MUL #<imm>}}

Decode for this encoding

```
if !IsFeatureImplemented(FEAT_SVE) && !IsFeatureImplemented(FEAT_SME) then
    EndOfDecode(Decode_UNDEF);
constant integer esize = 16;
constant integer dn = UInt(Rdn);
constant bits(5) pat = pattern;
constant integer imm = UInt(imm4) + 1;

constant boolean unsigned = TRUE;
constant integer ssize = 32;
```

64-bit (FEAT_SVE || FEAT_SME)

31	30	29	28	27	26	25	24	23	22	21	20	19	18	17	16	15	14	13	12	11	10	9	8	7	6	5	4	3	2	1	0		
0	0	0	0	0	1	0	0	0	1	1	1	imm4				1	1	1	1	0	1	pattern					Rdn						
size											sf		D											U									

Encoding

UQINCH <Xdn>{, <pattern>{, MUL #<imm>}}

Decode for this encoding

```
if !IsFeatureImplemented(FEAT_SVE) && !IsFeatureImplemented(FEAT_SME) then
    EndOfDecode(Decode_UNDEF);
constant integer esize = 16;
constant integer dn = UInt(Rdn);
constant bits(5) pat = pattern;
constant integer imm = UInt(imm4) + 1;

constant boolean unsigned = TRUE;
constant integer ssize = 64;
```

Assembler Symbols

- <Wdn> Is the 32-bit name of the source and destination general-purpose register, encoded in the "Rdn" field.
- <pattern> Is the optional pattern specifier, defaulting to ALL, encoded in “pattern”:

pattern	<pattern>
00000	POW2
00001	VL1
00010	VL2
00011	VL3
00100	VL4
00101	VL5
00110	VL6
00111	VL7
01000	VL8
01001	VL16
01010	VL32
01011	VL64
01100	VL128
01101	VL256
0111x	#uimm5
1xx00	#uimm5
1x0x1	#uimm5
1x010	#uimm5
101x1	#uimm5
10110	#uimm5
11101	MUL4
11110	MUL3
11111	ALL

- <imm> Is the immediate multiplier, in the range 1 to 16, defaulting to 1, encoded in the "imm4" field.
- <Xdn> Is the 64-bit name of the source and destination general-purpose register, encoded in the "Rdn" field.

Operation

```
CheckSVEEnabled();
constant integer count = DecodePredCount(pat, esize);
constant bits(ssize) operand1 = X[dn, ssize];
bits(ssize) result;
constant integer element1 = Int(operand1, unsigned);
(result, -) = SatQ(element1 + (count * imm), ssize, unsigned);
X[dn, 64] = Extend(result, 64, unsigned);
```

UQINCH (vector)

Unsigned saturating increment vector by multiple of 16-bit predicate constraint element count

Determines the number of active 16-bit elements implied by the named predicate constraint, multiplies that by an immediate in the range 1 to 16 inclusive, and then uses the result to increment all destination vector elements. The results are saturated to the 16-bit unsigned integer range.

The named predicate constraint limits the number of active elements in a single predicate to:

- A fixed number (VL1 to VL256)
- The largest power of two (POW2)
- The largest multiple of three or four (MUL3 or MUL4)
- All available, implicitly a multiple of two (ALL).

Unspecified or out of range constraint encodings generate an empty predicate or zero element count rather than Undefined Instruction exception.

SVE
(FEAT_SVE || FEAT_SME)

31	30	29	28	27	26	25	24	23	22	21	20	19	18	17	16	15	14	13	12	11	10	9	8	7	6	5	4	3	2	1	0
0	0	0	0	0	1	0	0	0	1	1	0	imm4				1	1	0	0	0	1	pattern					Zdn				
size												D U																			

Encoding

UQINCH <Zdn>.H{, <pattern>{, MUL #<imm>}}

Decode for this encoding

```
if !IsFeatureImplemented(FEAT_SVE) && !IsFeatureImplemented(FEAT_SME) then
    EndOfDecode(Decode_UNDEF);
constant integer esize = 16;
constant integer dn = UInt(Zdn);
constant bits(5) pat = pattern;
constant integer imm = UInt(imm4) + 1;

constant boolean unsigned = TRUE;
```

Assembler Symbols

- <Zdn> Is the name of the source and destination scalable vector register, encoded in the "Zdn" field.
- <pattern> Is the optional pattern specifier, defaulting to ALL, encoded in "pattern":

pattern	<pattern>
00000	POW2
00001	VL1
00010	VL2
00011	VL3
00100	VL4
00101	VL5
00110	VL6
00111	VL7
01000	VL8
01001	VL16
01010	VL32
01011	VL64
01100	VL128
01101	VL256
0111x	#uimm5
1xx00	#uimm5
1x0x1	#uimm5
1x010	#uimm5
101x1	#uimm5
10110	#uimm5
11101	MUL4
11110	MUL3
11111	ALL

<imm> Is the immediate multiplier, in the range 1 to 16, defaulting to 1, encoded in the "imm4" field.

Operation

```

CheckSVEEnabled();
constant integer VL = CurrentVL;
constant integer elements = VL DIV esize;
constant integer count = DecodePredCount(pat, esize);
constant bits(VL) operand1 = Z[dn, VL];
bits(VL) result;

for e = 0 to elements-1
    constant integer element1 = Int(Elem[operand1, e, esize], unsigned);
    (Elem[result, e, esize], -) = SatQ(element1 + (count * imm), esize, unsigned);

Z[dn, VL] = result;

```

Operational information

This instruction might be immediately preceded in program order by a MOVPRFX instruction. The MOVPRFX must conform to all of the following requirements, otherwise the behavior of the MOVPRFX and this instruction is CONSTRAINED UNPREDICTABLE:

- The MOVPRFX must be unpredicated.
- The MOVPRFX must specify the same destination register as this instruction.
- The destination register must not refer to architectural register state referenced by any other source operand register of this instruction.

Internal version only: aarchmrs v2025-03_rel, pseudocode v2025-03_rel ; Build timestamp: 2025-03-21T17:41

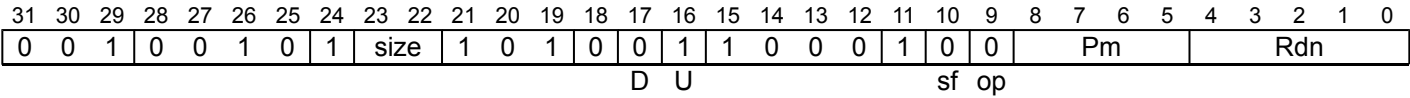
Copyright © 2010-2025 Arm Limited or its affiliates. All rights reserved. This document is Non-Confidential.

UQINCP (scalar)

Unsigned saturating increment scalar by count of true predicate elements

Counts the number of true elements in the source predicate and then uses the result to increment the scalar destination. The result is saturated to the general-purpose register's unsigned integer range.
It has encodings from 2 classes: [32-bit](#) and [64-bit](#)

32-bit (FEAT_SVE || FEAT_SME)



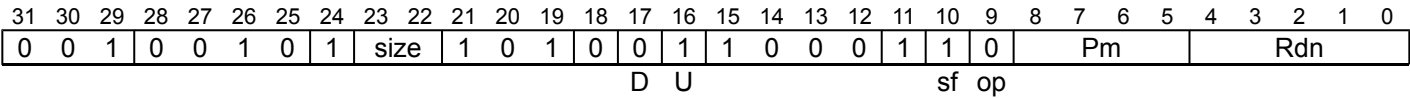
Encoding

UQINCP <Wdn>, <Pm>.<T>

Decode for this encoding

```
if !IsFeatureImplemented(FEAT_SVE) && !IsFeatureImplemented(FEAT_SME) then
    EndOfDecode(Decode_UNDEF);
constant integer esize = 8 << UInt(size);
constant integer m = UInt(Pm);
constant integer dn = UInt(Rdn);
constant boolean unsigned = TRUE;
constant integer ssize = 32;
```

64-bit (FEAT_SVE || FEAT_SME)



Encoding

UQINCP <Xdn>, <Pm>.<T>

Decode for this encoding

```
if !IsFeatureImplemented(FEAT_SVE) && !IsFeatureImplemented(FEAT_SME) then
    EndOfDecode(Decode_UNDEF);
constant integer esize = 8 << UInt(size);
constant integer m = UInt(Pm);
constant integer dn = UInt(Rdn);
constant boolean unsigned = TRUE;
constant integer ssize = 64;
```

Assembler Symbols

- <Wdn> Is the 32-bit name of the source and destination general-purpose register, encoded in the "Rdn" field.
- <Pm> Is the name of the source scalable predicate register, encoded in the "Pm" field.
- <T> Is the size specifier, encoded in "size":

size	<T>
00	B
01	H
10	S
11	D

<Xdn> Is the 64-bit name of the source and destination general-purpose register, encoded in the "Rdn" field.

Operation

```

CheckSVEEnabled();
constant integer VL = CurrentVL;
constant integer PL = VL DIV 8;
constant integer elements = VL DIV esize;
constant bits(ssize) operand1 = X[dn, ssize];
constant bits(PL) operand2 = P[m, PL];
bits(ssize) result;
integer count = 0;

for e = 0 to elements-1
    if ActivePredicateElement(operand2, e, esize) then
        count = count + 1;

constant integer element = Int(operand1, unsigned);
(result, -) = SatQ(element + count, ssize, unsigned);
X[dn, 64] = Extend(result, 64, unsigned);

```

Operational information

If FEAT_SME is implemented and the PE is in Streaming SVE mode, then any subsequent instruction which is dependent on the general-purpose register written by this instruction might be significantly delayed.

Internal version only: aarchmrs v2025-03_rel, pseudocode v2025-03_rel ; Build timestamp: 2025-03-21T17:41

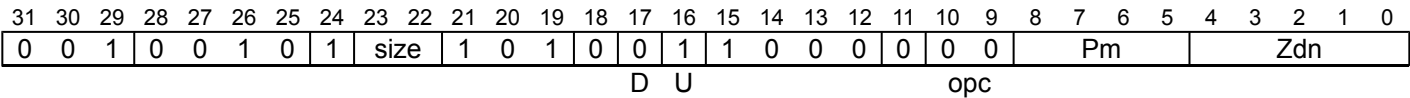
Copyright © 2010-2025 Arm Limited or its affiliates. All rights reserved. This document is Non-Confidential.

UQINCP (vector)

Unsigned saturating increment vector by count of true predicate elements

Counts the number of true elements in the source predicate and then uses the result to increment all destination vector elements. The results are saturated to the element unsigned integer range.
The predicate size specifier may be omitted in assembler source code, but this is deprecated and will be prohibited in a future release of the architecture.

SVE
(FEAT_SVE || FEAT_SME)



Encoding

UQINCP <Zdn>.<T>, <Pm>.<T>

Decode for this encoding

```
if !IsFeatureImplemented(FEAT_SVE) && !IsFeatureImplemented(FEAT_SME) then
    EndOfDecode(Decode_UNDEF);
if size == '00' then EndOfDecode(Decode_UNDEF);
constant integer esize = 8 << UInt(size);
constant integer m = UInt(Pm);
constant integer dn = UInt(Zdn);
constant boolean unsigned = TRUE;
```

Assembler Symbols

<Zdn> Is the name of the source and destination scalable vector register, encoded in the "Zdn" field.

<T> Is the size specifier, encoded in “size”:

size	<T>
00	RESERVED
01	H
10	S
11	D

<Pm> Is the name of the source scalable predicate register, encoded in the "Pm" field.

Operation

```
CheckSVEEnabled();
constant integer VL = CurrentVL;
constant integer PL = VL DIV 8;
constant integer elements = VL DIV esize;
constant bits(VL) operand1 = Z[dn, VL];
constant bits(PL) operand2 = P[m, PL];
bits(VL) result;
integer count = 0;

for e = 0 to elements-1
    if ActivePredicateElement(operand2, e, esize) then
        count = count + 1;

for e = 0 to elements-1
    constant integer element = Int(Elem[operand1, e, esize], unsigned);
    (Elem[result, e, esize], -) = SatQ(element + count, esize, unsigned);

Z[dn, VL] = result;
```

Operational information

This instruction might be immediately preceded in program order by a MOVPRFX instruction. The MOVPRFX must conform to all of the following requirements, otherwise the behavior of the MOVPRFX and this instruction is CONSTRAINED UNPREDICTABLE:

- The MOVPRFX must be unpredicated.
- The MOVPRFX must specify the same destination register as this instruction.
- The destination register must not refer to architectural register state referenced by any other source operand register of this instruction.

Internal version only: aarchmrs v2025-03_rel, pseudocode v2025-03_rel ; Build timestamp: 2025-03-21T17:41

Copyright © 2010-2025 Arm Limited or its affiliates. All rights reserved. This document is Non-Confidential.

UQINCW (scalar)

Unsigned saturating increment scalar by multiple of 32-bit predicate constraint element count

Determines the number of active 32-bit elements implied by the named predicate constraint, multiplies that by an immediate in the range 1 to 16 inclusive, and then uses the result to increment the scalar destination. The result is saturated to the general-purpose register's unsigned integer range. The named predicate constraint limits the number of active elements in a single predicate to:

- A fixed number (VL1 to VL256)
- The largest power of two (POW2)
- The largest multiple of three or four (MUL3 or MUL4)
- All available, implicitly a multiple of two (ALL).

Unspecified or out of range constraint encodings generate an empty predicate or zero element count rather than Undefined Instruction exception. It has encodings from 2 classes: [32-bit](#) and [64-bit](#)

32-bit (FEAT_SVE || FEAT_SME)

31	30	29	28	27	26	25	24	23	22	21	20	19	18	17	16	15	14	13	12	11	10	9	8	7	6	5	4	3	2	1	0
0	0	0	0	0	1	0	0	1	0	1	0	imm4				1	1	1	1	0	1	pattern					Rdn				
size												sf								D	U										

Encoding

UQINCW <Wdn>{, <pattern>{, MUL #<imm>}}

Decode for this encoding

```
if !IsFeatureImplemented(FEAT_SVE) && !IsFeatureImplemented(FEAT_SME) then
    EndOfDecode(Decode_UNDEF);
constant integer esize = 32;
constant integer dn = UInt(Rdn);
constant bits(5) pat = pattern;
constant integer imm = UInt(imm4) + 1;

constant boolean unsigned = TRUE;
constant integer ssize = 32;
```

64-bit (FEAT_SVE || FEAT_SME)

31	30	29	28	27	26	25	24	23	22	21	20	19	18	17	16	15	14	13	12	11	10	9	8	7	6	5	4	3	2	1	0
0	0	0	0	0	1	0	0	1	0	1	1	imm4				1	1	1	1	0	1	pattern					Rdn				
size												sf								D	U										

Encoding

UQINCW <Xdn>{, <pattern>{, MUL #<imm>}}

Decode for this encoding

```
if !IsFeatureImplemented(FEAT_SVE) && !IsFeatureImplemented(FEAT_SME) then
    EndOfDecode(Decode_UNDEF);
constant integer esize = 32;
constant integer dn = UInt(Rdn);
constant bits(5) pat = pattern;
constant integer imm = UInt(imm4) + 1;

constant boolean unsigned = TRUE;
constant integer ssize = 64;
```

Assembler Symbols

- <Wdn> Is the 32-bit name of the source and destination general-purpose register, encoded in the "Rdn" field.
- <pattern> Is the optional pattern specifier, defaulting to ALL, encoded in “pattern”:

pattern	<pattern>
00000	POW2
00001	VL1
00010	VL2
00011	VL3
00100	VL4
00101	VL5
00110	VL6
00111	VL7
01000	VL8
01001	VL16
01010	VL32
01011	VL64
01100	VL128
01101	VL256
0111x	#uimm5
1xx00	#uimm5
1x0x1	#uimm5
1x010	#uimm5
101x1	#uimm5
10110	#uimm5
11101	MUL4
11110	MUL3
11111	ALL

- <imm> Is the immediate multiplier, in the range 1 to 16, defaulting to 1, encoded in the "imm4" field.
- <Xdn> Is the 64-bit name of the source and destination general-purpose register, encoded in the "Rdn" field.

Operation

```
CheckSVEEnabled();
constant integer count = DecodePredCount(pat, esize);
constant bits(ssize) operand1 = X[dn, ssize];
bits(ssize) result;
constant integer element1 = Int(operand1, unsigned);
(result, -) = SatQ(element1 + (count * imm), ssize, unsigned);
X[dn, 64] = Extend(result, 64, unsigned);
```

UQINCW (vector)

Unsigned saturating increment vector by multiple of 32-bit predicate constraint element count

Determines the number of active 32-bit elements implied by the named predicate constraint, multiplies that by an immediate in the range 1 to 16 inclusive, and then uses the result to increment all destination vector elements. The results are saturated to the 32-bit unsigned integer range.

The named predicate constraint limits the number of active elements in a single predicate to:

- A fixed number (VL1 to VL256)
- The largest power of two (POW2)
- The largest multiple of three or four (MUL3 or MUL4)
- All available, implicitly a multiple of two (ALL).

Unspecified or out of range constraint encodings generate an empty predicate or zero element count rather than Undefined Instruction exception.

SVE (FEAT_SVE || FEAT_SME)

31	30	29	28	27	26	25	24	23	22	21	20	19	18	17	16	15	14	13	12	11	10	9	8	7	6	5	4	3	2	1	0
0	0	0	0	0	1	0	0	1	0	1	0	imm4				1	1	0	0	0	1	pattern					Zdn				
size												D U																			

Encoding

UQINCW <Zdn>.S{, <pattern>{, MUL #<imm>}}

Decode for this encoding

```
if !IsFeatureImplemented(FEAT_SVE) && !IsFeatureImplemented(FEAT_SME) then
    EndOfDecode(Decode_UNDEF);
constant integer esize = 32;
constant integer dn = UInt(Zdn);
constant bits(5) pat = pattern;
constant integer imm = UInt(imm4) + 1;

constant boolean unsigned = TRUE;
```

Assembler Symbols

- <Zdn>
- Is the name of the source and destination scalable vector register, encoded in the "Zdn" field.
- <pattern>
- Is the optional pattern specifier, defaulting to ALL, encoded in “pattern”:

pattern	<pattern>
00000	POW2
00001	VL1
00010	VL2
00011	VL3
00100	VL4
00101	VL5
00110	VL6
00111	VL7
01000	VL8
01001	VL16
01010	VL32
01011	VL64
01100	VL128
01101	VL256
0111x	#uimm5
1xx00	#uimm5
1x0x1	#uimm5
1x010	#uimm5
101x1	#uimm5
10110	#uimm5
11101	MUL4
11110	MUL3
11111	ALL

<imm> Is the immediate multiplier, in the range 1 to 16, defaulting to 1, encoded in the "imm4" field.

Operation

```

CheckSVEEnabled();
constant integer VL = CurrentVL;
constant integer elements = VL DIV esize;
constant integer count = DecodePredCount(pat, esize);
constant bits(VL) operand1 = Z[dn, VL];
bits(VL) result;

for e = 0 to elements-1
    constant integer element1 = Int(Elem[operand1, e, esize], unsigned);
    (Elem[result, e, esize], -) = SatQ(element1 + (count * imm), esize, unsigned);

Z[dn, VL] = result;

```

Operational information

This instruction might be immediately preceded in program order by a MOVPRFX instruction. The MOVPRFX must conform to all of the following requirements, otherwise the behavior of the MOVPRFX and this instruction is CONSTRAINED UNPREDICTABLE:

- The MOVPRFX must be unpredicated.
- The MOVPRFX must specify the same destination register as this instruction.
- The destination register must not refer to architectural register state referenced by any other source operand register of this instruction.

Internal version only: aarchmrs v2025-03_rel, pseudocode v2025-03_rel ; Build timestamp: 2025-03-21T17:41

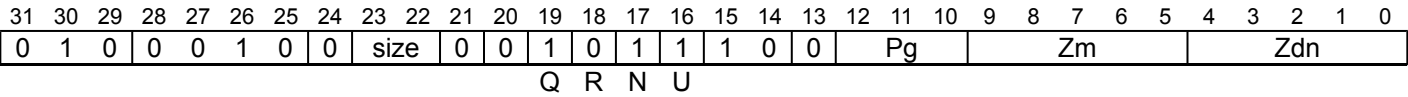
Copyright © 2010-2025 Arm Limited or its affiliates. All rights reserved. This document is Non-Confidential.

UQRSHL

Unsigned saturating rounding shift left by vector (predicated)

Shift active unsigned elements of the first source vector by corresponding elements of the second source vector and destructively place the rounded results in the corresponding elements of the first source vector. A positive shift amount performs a left shift, otherwise a right shift by the negated shift amount is performed. Each result element is saturated to the N-bit element's unsigned integer range 0 to (2^N)-1. Inactive elements in the destination vector register remain unmodified.

SVE2
(FEAT_SVE2 || FEAT_SME)



Encoding

UQRSHL <Zdn>.<T>, <Pg>/M, <Zdn>.<T>, <Zm>.<T>

Decode for this encoding

```
if !IsFeatureImplemented(FEAT_SVE2) && !IsFeatureImplemented(FEAT_SME) then
    EndOfDecode(Decode_UNDEF);
constant integer esize = 8 << UInt(size);
constant integer g = UInt(Pg);
constant integer m = UInt(Zm);
constant integer dn = UInt(Zdn);
```

Assembler Symbols

<Zdn> Is the name of the first source and destination scalable vector register, encoded in the "Zdn" field.

<T> Is the size specifier, encoded in "size":

size	<T>
00	B
01	H
10	S
11	D

<Pg> Is the name of the governing scalable predicate register P0-P7, encoded in the "Pg" field.

<Zm> Is the name of the second source scalable vector register, encoded in the "Zm" field.

Operation

```
CheckSVEEnabled();
constant integer VL = CurrentVL;
constant integer PL = VL DIV 8;
constant integer elements = VL DIV esize;
constant bits(PL) mask = P[g, PL];
constant bits(VL) operand1 = Z[dn, VL];
constant bits(VL) operand2 = if AnyActiveElement(mask, esize) then Z[m, VL] else Zeros(VL);
bits(VL) result;

for e = 0 to elements-1
    if ActivePredicateElement(mask, e, esize) then
        constant integer element = UInt(Elem[operand1, e, esize]);
        integer shift = ShiftSat(SInt(Elem[operand2, e, esize]), esize);
        integer res;
        if shift >= 0 then
            res = element << shift;
        else
            shift = -shift;
            res = (element + (1 << (shift - 1))) >> shift;
        Elem[result, e, esize] = UnsignedSat(res, esize);
    else
        Elem[result, e, esize] = Elem[operand1, e, esize];

Z[dn, VL] = result;
```

Operational information

This instruction might be immediately preceded in program order by a MOVPRFX instruction. The MOVPRFX must conform to all of the following requirements, otherwise the behavior of the MOVPRFX and this instruction is CONSTRAINED UNPREDICTABLE:

- The MOVPRFX can be predicated or unpredicated.
- A predicated MOVPRFX must use the same governing predicate register as this instruction.
- A predicated MOVPRFX must use the larger of the destination element size and first source element size in the preferred disassembly of this instruction.
- The MOVPRFX must specify the same destination register as this instruction.
- The destination register must not refer to architectural register state referenced by any other source operand register of this instruction.

Internal version only: aarchmrs v2025-03_rel, pseudocode v2025-03_rel ; Build timestamp: 2025-03-21T17:41

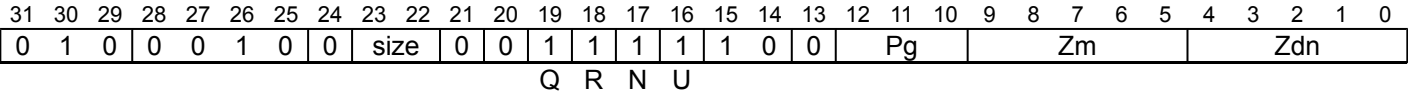
Copyright © 2010-2025 Arm Limited or its affiliates. All rights reserved. This document is Non-Confidential.

UQRSHLR

Unsigned saturating rounding shift left reversed vectors (predicated)

Shift active unsigned elements of the second source vector by corresponding elements of the first source vector and destructively place the rounded results in the corresponding elements of the first source vector. A positive shift amount performs a left shift, otherwise a right shift by the negated shift amount is performed. Each result element is saturated to the N-bit element's unsigned integer range 0 to (2^N)-1. Inactive elements in the destination vector register remain unmodified.

SVE2 (FEAT_SVE2 || FEAT_SME)



Encoding

UQRSHLR <Zdn>.<T>, <Pg>/M, <Zdn>.<T>, <Zm>.<T>

Decode for this encoding

```
if !IsFeatureImplemented(FEAT_SVE2) && !IsFeatureImplemented(FEAT_SME) then
    EndOfDecode(Decode_UNDEF);
constant integer esize = 8 << UInt(size);
constant integer g = UInt(Pg);
constant integer m = UInt(Zm);
constant integer dn = UInt(Zdn);
```

Assembler Symbols

<Zdn> Is the name of the first source and destination scalable vector register, encoded in the "Zdn" field.

<T> Is the size specifier, encoded in "size":

size	<T>
00	B
01	H
10	S
11	D

<Pg> Is the name of the governing scalable predicate register P0-P7, encoded in the "Pg" field.

<Zm> Is the name of the second source scalable vector register, encoded in the "Zm" field.

Operation

```
CheckSVEEnabled();
constant integer VL = CurrentVL;
constant integer PL = VL DIV 8;
constant integer elements = VL DIV esize;
constant bits(PL) mask = P[g, PL];
constant bits(VL) operand1 = if AnyActiveElement(mask, esize) then Z[m, VL] else Zeros(VL);
constant bits(VL) operand2 = Z[dn, VL];
bits(VL) result;

for e = 0 to elements-1
    if ActivePredicateElement(mask, e, esize) then
        constant integer element = UInt(Elem[operand1, e, esize]);
        integer shift = ShiftSat(SInt(Elem[operand2, e, esize]), esize);
        integer res;
        if shift >= 0 then
            res = element << shift;
        else
            shift = -shift;
            res = (element + (1 << (shift - 1))) >> shift;
        Elem[result, e, esize] = UnsignedSat(res, esize);
    else
        Elem[result, e, esize] = Elem[operand2, e, esize];

Z[dn, VL] = result;
```

Operational information

This instruction might be immediately preceded in program order by a MOVPRFX instruction. The MOVPRFX must conform to all of the following requirements, otherwise the behavior of the MOVPRFX and this instruction is CONSTRAINED UNPREDICTABLE:

- The MOVPRFX can be predicated or unpredicated.
- A predicated MOVPRFX must use the same governing predicate register as this instruction.
- A predicated MOVPRFX must use the larger of the destination element size and first source element size in the preferred disassembly of this instruction.
- The MOVPRFX must specify the same destination register as this instruction.
- The destination register must not refer to architectural register state referenced by any other source operand register of this instruction.

Internal version only: aarchmrs v2025-03_rel, pseudocode v2025-03_rel ; Build timestamp: 2025-03-21T17:41

Copyright © 2010-2025 Arm Limited or its affiliates. All rights reserved. This document is Non-Confidential.

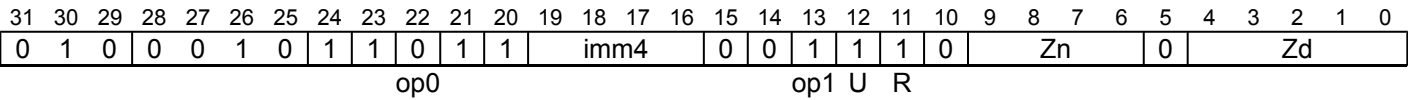
UQRSHRN

Unsigned saturating rounding shift right narrow by immediate and interleave

This instruction shifts right by an immediate value the unsigned integer value in each element of the two source vectors, and places the two-way interleaved rounded results in the half-width destination elements. Each result element is saturated to the half-width N-bit element's unsigned integer range 0 to (2^N)-1. The immediate shift amount is an unsigned value in the range 1 to 16.

This instruction is unpredicated.

16-bit
(FEAT_SME2 || FEAT_SVE2p1)



Encoding

UQRSHRN <Zd>.H, { <Zn1>.S-<Zn2>.S }, #<const>

Decode for this encoding

```
if !IsFeatureImplemented(FEAT_SME2) && !IsFeatureImplemented(FEAT_SVE2p1) then
    EndOfDecode(Decode_UNDEF);
constant integer esize = 16;
constant integer n = UInt(Zn:'0');
constant integer d = UInt(Zd);
constant integer shift = esize - UInt(imm4);
```

Assembler Symbols

- <Zd> Is the name of the destination scalable vector register, encoded in the "Zd" field.
- <Zn1> Is the name of the first scalable vector register of the source multi-vector group, encoded as "Zn" times 2.
- <Zn2> Is the name of the second scalable vector register of the source multi-vector group, encoded as "Zn" times 2 plus 1.
- <const> Is the immediate shift amount, in the range 1 to 16, encoded in the "imm4" field.

Operation

```
CheckSVEEnabled();
constant integer VL = CurrentVL;
constant integer elements = VL DIV (2 * esize);
bits(VL) result;

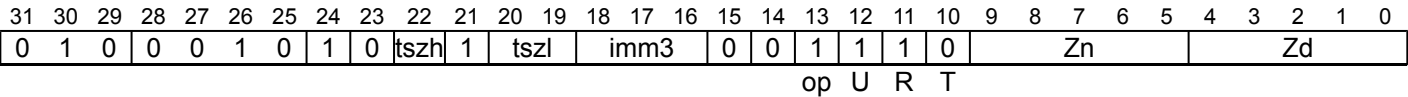
for e = 0 to elements-1
    for i = 0 to 1
        constant bits(VL) operand = Z[n+i, VL];
        constant bits(2 * esize) element = Elem[operand, e, 2 * esize];
        constant integer res = (UInt(element) + (1 << (shift-1))) >> shift;
        Elem[result, 2*e + i, esize] = UnsignedSat(res, esize);
Z[d, VL] = result;
```

UQRSHRNB

Unsigned saturating rounding shift right narrow by immediate (bottom)

Shift each unsigned integer value in the source vector elements right by an immediate value, and place the rounded results in the even-numbered half-width destination elements, while setting the odd-numbered elements to zero. Each result element is saturated to the half-width N-bit element's unsigned integer range 0 to (2^N)-1. The immediate shift amount is an unsigned value in the range 1 to number of bits per element. This instruction is unpredicated.

SVE2
(FEAT_SVE2 || FEAT_SME)



Encoding

UQRSHRNB <Zd>.<T>, <Zn>.<Tb>, #<const>

Decode for this encoding

```
if !IsFeatureImplemented(FEAT_SVE2) && !IsFeatureImplemented(FEAT_SME) then
    EndOfDecode(Decode_UNDEF);
constant bits(3) tsize = tszh:tszl;
if tsize == '000' then EndOfDecode(Decode_UNDEF);
constant integer esize = 8 << HighestSetBit(tsize);
constant integer n = UInt(Zn);
constant integer d = UInt(Zd);
constant integer shift = (2 * esize) - UInt(tsize:imm3);
```

Assembler Symbols

<Zd> Is the name of the destination scalable vector register, encoded in the "Zd" field.

<T> Is the size specifier, encoded in “tszh:tszl”:

tszh	tszl	<T>
0	00	RESERVED
0	01	B
0	1x	H
1	xx	S

<Zn> Is the name of the source scalable vector register, encoded in the "Zn" field.

<Tb> Is the size specifier, encoded in “tszh:tszl”:

tszh	tszl	<Tb>
0	00	RESERVED
0	01	H
0	1x	S
1	xx	D

<const> Is the immediate shift amount, in the range 1 to number of bits per element, encoded in "tszh:tszl:imm3".

Operation

```
CheckSVEEnabled();  
constant integer VL = CurrentVL;  
constant integer elements = VL DIV (2 * esize);  
constant bits(VL) operand = Z[n, VL];  
bits(VL) result;  
for e = 0 to elements-1  
    constant bits(2*esize) element = Elem[operand, e, 2*esize];  
    constant integer res = (UInt(element) + (1 << (shift-1))) >> shift;  
    Elem[result, 2*e + 0, esize] = UnsignedSat(res, esize);  
    Elem[result, 2*e + 1, esize] = Zeros(esize);  
  
Z[d, VL] = result;
```

Internal version only: aarchmrs v2025-03_rel, pseudocode v2025-03_rel ; Build timestamp: 2025-03-21T17:41

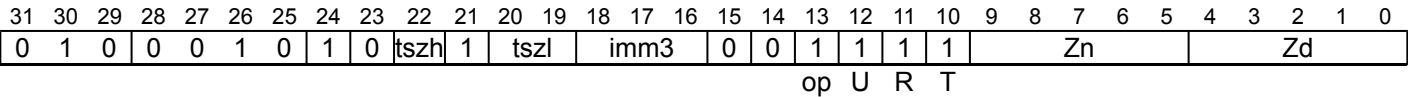
Copyright © 2010-2025 Arm Limited or its affiliates. All rights reserved. This document is Non-Confidential.

UQRSHRNT

Unsigned saturating rounding shift right narrow by immediate (top)

Shift each unsigned integer value in the source vector elements by an immediate value, and place the rounded results in the odd-numbered half-width destination elements, leaving the even-numbered elements unchanged. Each result element is saturated to the half-width N-bit element's unsigned integer range 0 to (2^N)-1. The immediate shift amount is an unsigned value in the range 1 to number of bits per element. This instruction is unpredicated.

SVE2
(FEAT_SVE2 || FEAT_SME)



Encoding

UQRSHRNT <Zd>.<T>, <Zn>.<Tb>, #<const>

Decode for this encoding

```
if !IsFeatureImplemented(FEAT_SVE2) && !IsFeatureImplemented(FEAT_SME) then
    EndOfDecode(Decode_UNDEF);
constant bits(3) tsize = tszh:tszl;
if tsize == '000' then EndOfDecode(Decode_UNDEF);
constant integer esize = 8 << HighestSetBit(tsize);
constant integer n = UInt(Zn);
constant integer d = UInt(Zd);
constant integer shift = (2 * esize) - UInt(tsize:imm3);
```

Assembler Symbols

<Zd> Is the name of the destination scalable vector register, encoded in the "Zd" field.

<T> Is the size specifier, encoded in “tszh:tszl”:

tszh	tszl	<T>
0	00	RESERVED
0	01	B
0	1x	H
1	xx	S

<Zn> Is the name of the source scalable vector register, encoded in the "Zn" field.

<Tb> Is the size specifier, encoded in “tszh:tszl”:

tszh	tszl	<Tb>
0	00	RESERVED
0	01	H
0	1x	S
1	xx	D

<const> Is the immediate shift amount, in the range 1 to number of bits per element, encoded in "tszh:tszl:imm3".

Operation

```
CheckSVEEnabled();  
constant integer VL = CurrentVL;  
constant integer elements = VL DIV (2 * esize);  
constant bits(VL) operand = Z[n, VL];  
bits(VL) result = Z[d, VL];  
for e = 0 to elements-1  
    constant bits(2*esize) element = Elem[operand, e, 2*esize];  
    constant integer res = (UInt(element) + (1 << (shift-1))) >> shift;  
    Elem[result, 2*e + 1, esize] = UnsignedSat(res, esize);  
  
Z[d, VL] = result;
```

Internal version only: aarchmrs v2025-03_rel, pseudocode v2025-03_rel ; Build timestamp: 2025-03-21T17:41

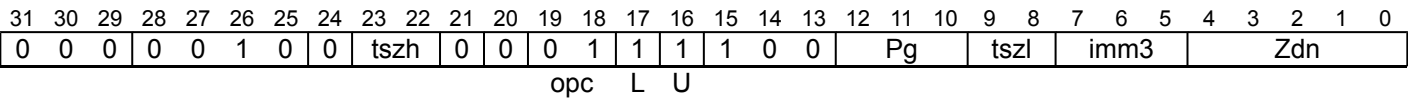
Copyright © 2010-2025 Arm Limited or its affiliates. All rights reserved. This document is Non-Confidential.

UQSHL (immediate)

Unsigned saturating shift left by immediate

Shift left by immediate each active unsigned element of the source vector, and destructively place the results in the corresponding elements of the source vector. Each result element is saturated to the N-bit element's unsigned integer range 0 to (2^N)-1. The immediate shift amount is an unsigned value in the range 0 to number of bits per element minus 1. Inactive elements in the destination vector register remain unmodified.

SVE2
(FEAT_SVE2 || FEAT_SME)



Encoding

UQSHL <Zdn>.<T>, <Pg>/M, <Zdn>.<T>, #<const>

Decode for this encoding

```
if !IsFeatureImplemented(FEAT_SVE2) && !IsFeatureImplemented(FEAT_SME) then
    EndOfDecode(Decode_UNDEF);
constant bits(4) tsize = tszh:tszl;
if tsize == '0000' then EndOfDecode(Decode_UNDEF);
constant integer esize = 8 << HighestSetBit(tsize);
constant integer g = UInt(Pg);
constant integer dn = UInt(Zdn);
constant integer shift = UInt(tsize:imm3) - esize;
```

Assembler Symbols

<Zdn> Is the name of the source and destination scalable vector register, encoded in the "Zdn" field.

<T> Is the size specifier, encoded in “tszh:tszl”:

tszh	tszl	<T>
00	00	RESERVED
00	01	B
00	1x	H
01	xx	S
1x	xx	D

<Pg> Is the name of the governing scalable predicate register P0-P7, encoded in the "Pg" field.

<const> Is the immediate shift amount, in the range 0 to number of bits per element minus 1, encoded in "tszh:tszl:imm3".

Operation

```
CheckSVEEnabled();
constant integer VL = CurrentVL;
constant integer PL = VL DIV 8;
constant integer elements = VL DIV esize;
constant bits(VL) operand1 = Z[dn, VL];
constant bits(PL) mask = P[g, PL];
bits(VL) result;

for e = 0 to elements-1
    constant integer element1 = UInt(Elem[operand1, e, esize]);
    if ActivePredicateElement(mask, e, esize) then
        constant integer res = element1 << shift;
        Elem[result, e, esize] = UnsignedSat(res, esize);
    else
        Elem[result, e, esize] = Elem[operand1, e, esize];

Z[dn, VL] = result;
```

Operational information

This instruction might be immediately preceded in program order by a MOVPRFX instruction. The MOVPRFX must conform to all of the following requirements, otherwise the behavior of the MOVPRFX and this instruction is CONSTRAINED UNPREDICTABLE:

- The MOVPRFX can be predicated or unpredicated.
- A predicated MOVPRFX must use the same governing predicate register as this instruction.
- A predicated MOVPRFX must use the larger of the destination element size and first source element size in the preferred disassembly of this instruction.
- The MOVPRFX must specify the same destination register as this instruction.
- The destination register must not refer to architectural register state referenced by any other source operand register of this instruction.

Internal version only: aarchmrs v2025-03_rel, pseudocode v2025-03_rel ; Build timestamp: 2025-03-21T17:41

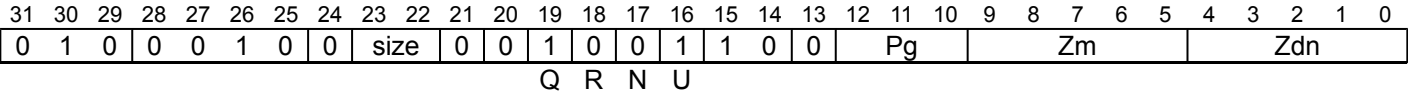
Copyright © 2010-2025 Arm Limited or its affiliates. All rights reserved. This document is Non-Confidential.

UQSHL (vectors)

Unsigned saturating shift left by vector (predicated)

Shift active unsigned elements of the first source vector by corresponding elements of the second source vector and destructively place the results in the corresponding elements of the first source vector. A positive shift amount performs a left shift, otherwise a right shift by the negated shift amount is performed. Each result element is saturated to the N-bit element's unsigned integer range 0 to (2^N)-1. Inactive elements in the destination vector register remain unmodified.

SVE2
(FEAT_SVE2 || FEAT_SME)



Encoding

UQSHL <Zdn>.<T>, <Pg>/M, <Zdn>.<T>, <Zm>.<T>

Decode for this encoding

```
if !IsFeatureImplemented(FEAT_SVE2) && !IsFeatureImplemented(FEAT_SME) then
    EndOfDecode(Decode_UNDEF);
constant integer esize = 8 << UInt(size);
constant integer g = UInt(Pg);
constant integer m = UInt(Zm);
constant integer dn = UInt(Zdn);
```

Assembler Symbols

<Zdn> Is the name of the first source and destination scalable vector register, encoded in the "Zdn" field.

<T> Is the size specifier, encoded in "size":

size	<T>
00	B
01	H
10	S
11	D

<Pg> Is the name of the governing scalable predicate register P0-P7, encoded in the "Pg" field.

<Zm> Is the name of the second source scalable vector register, encoded in the "Zm" field.

Operation

```
CheckSVEEnabled();
constant integer VL = CurrentVL;
constant integer PL = VL DIV 8;
constant integer elements = VL DIV esize;
constant bits(PL) mask = P[g, PL];
constant bits(VL) operand1 = Z[dn, VL];
constant bits(VL) operand2 = if AnyActiveElement(mask, esize) then Z[m, VL] else Zeros(VL);
bits(VL) result;

for e = 0 to elements-1
    if ActivePredicateElement(mask, e, esize) then
        constant integer element = UInt(Elem[operand1, e, esize]);
        integer shift = ShiftSat(SInt(Elem[operand2, e, esize]), esize);
        integer res;
        if shift >= 0 then
            res = element << shift;
        else
            shift = -shift;
            res = element >> shift;
        Elem[result, e, esize] = UnsignedSat(res, esize);
    else
        Elem[result, e, esize] = Elem[operand1, e, esize];

Z[dn, VL] = result;
```

Operational information

This instruction might be immediately preceded in program order by a MOVPRFX instruction. The MOVPRFX must conform to all of the following requirements, otherwise the behavior of the MOVPRFX and this instruction is CONSTRAINED UNPREDICTABLE:

- The MOVPRFX can be predicated or unpredicated.
- A predicated MOVPRFX must use the same governing predicate register as this instruction.
- A predicated MOVPRFX must use the larger of the destination element size and first source element size in the preferred disassembly of this instruction.
- The MOVPRFX must specify the same destination register as this instruction.
- The destination register must not refer to architectural register state referenced by any other source operand register of this instruction.

Internal version only: aarchmrs v2025-03_rel, pseudocode v2025-03_rel ; Build timestamp: 2025-03-21T17:41

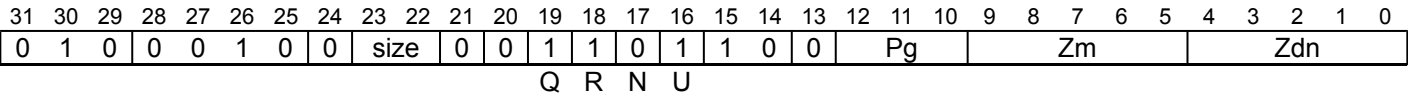
Copyright © 2010-2025 Arm Limited or its affiliates. All rights reserved. This document is Non-Confidential.

UQSHLR

Unsigned saturating shift left reversed vectors (predicated)

Shift active unsigned elements of the second source vector by corresponding elements of the first source vector and destructively place the results in the corresponding elements of the first source vector. A positive shift amount performs a left shift, otherwise a right shift by the negated shift amount is performed. Each result element is saturated to the N-bit element's unsigned integer range 0 to (2^N)-1. Inactive elements in the destination vector register remain unmodified.

SVE2
(FEAT_SVE2 || FEAT_SME)



Encoding

UQSHLR <Zdn>.<T>, <Pg>/M, <Zdn>.<T>, <Zm>.<T>

Decode for this encoding

```
if !IsFeatureImplemented(FEAT_SVE2) && !IsFeatureImplemented(FEAT_SME) then
    EndOfDecode(Decode_UNDEF);
constant integer esize = 8 << UInt(size);
constant integer g = UInt(Pg);
constant integer m = UInt(Zm);
constant integer dn = UInt(Zdn);
```

Assembler Symbols

<Zdn> Is the name of the first source and destination scalable vector register, encoded in the "Zdn" field.

<T> Is the size specifier, encoded in "size":

size	<T>
00	B
01	H
10	S
11	D

<Pg> Is the name of the governing scalable predicate register P0-P7, encoded in the "Pg" field.

<Zm> Is the name of the second source scalable vector register, encoded in the "Zm" field.

Operation

```
CheckSVEEnabled();
constant integer VL = CurrentVL;
constant integer PL = VL DIV 8;
constant integer elements = VL DIV esize;
constant bits(PL) mask = P[g, PL];
constant bits(VL) operand1 = if AnyActiveElement(mask, esize) then Z[m, VL] else Zeros(VL);
constant bits(VL) operand2 = Z[dn, VL];
bits(VL) result;

for e = 0 to elements-1
    if ActivePredicateElement(mask, e, esize) then
        constant integer element = UInt(Elem[operand1, e, esize]);
        integer shift = ShiftSat(SInt(Elem[operand2, e, esize]), esize);
        integer res;
        if shift >= 0 then
            res = element << shift;
        else
            shift = -shift;
            res = element >> shift;
        Elem[result, e, esize] = UnsignedSat(res, esize);
    else
        Elem[result, e, esize] = Elem[operand2, e, esize];

Z[dn, VL] = result;
```

Operational information

This instruction might be immediately preceded in program order by a MOVPRFX instruction. The MOVPRFX must conform to all of the following requirements, otherwise the behavior of the MOVPRFX and this instruction is CONSTRAINED UNPREDICTABLE:

- The MOVPRFX can be predicated or unpredicated.
- A predicated MOVPRFX must use the same governing predicate register as this instruction.
- A predicated MOVPRFX must use the larger of the destination element size and first source element size in the preferred disassembly of this instruction.
- The MOVPRFX must specify the same destination register as this instruction.
- The destination register must not refer to architectural register state referenced by any other source operand register of this instruction.

Internal version only: aarchmrs v2025-03_rel, pseudocode v2025-03_rel ; Build timestamp: 2025-03-21T17:41

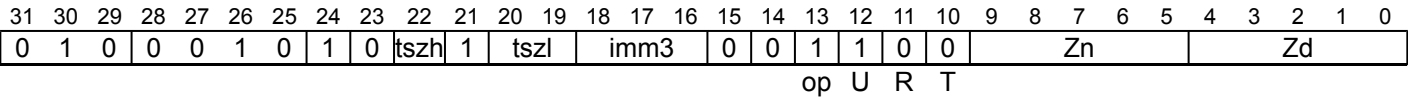
Copyright © 2010-2025 Arm Limited or its affiliates. All rights reserved. This document is Non-Confidential.

UQSHRNB

Unsigned saturating shift right narrow by immediate (bottom)

Shift each unsigned integer value in the source vector elements right by an immediate value, and place the truncated results in the even-numbered half-width destination elements, while setting the odd-numbered elements to zero. Each result element is saturated to the half-width N-bit element's unsigned integer range 0 to (2^N)-1. The immediate shift amount is an unsigned value in the range 1 to number of bits per element. This instruction is unpredicated.

SVE2
(FEAT_SVE2 || FEAT_SME)



Encoding

UQSHRNB <Zd>.<T>, <Zn>.<Tb>, #<const>

Decode for this encoding

```
if !IsFeatureImplemented(FEAT_SVE2) && !IsFeatureImplemented(FEAT_SME) then
    EndOfDecode(Decode_UNDEF);
constant bits(3) tsize = tszh:tszl;
if tsize == '000' then EndOfDecode(Decode_UNDEF);
constant integer esize = 8 << HighestSetBit(tsize);
constant integer n = UInt(Zn);
constant integer d = UInt(Zd);
constant integer shift = (2 * esize) - UInt(tsize:imm3);
```

Assembler Symbols

<Zd> Is the name of the destination scalable vector register, encoded in the "Zd" field.

<T> Is the size specifier, encoded in “tszh:tszl”:

tszh	tszl	<T>
0	00	RESERVED
0	01	B
0	1x	H
1	xx	S

<Zn> Is the name of the source scalable vector register, encoded in the "Zn" field.

<Tb> Is the size specifier, encoded in “tszh:tszl”:

tszh	tszl	<Tb>
0	00	RESERVED
0	01	H
0	1x	S
1	xx	D

<const> Is the immediate shift amount, in the range 1 to number of bits per element, encoded in "tszh:tszl:imm3".

Operation

```
CheckSVEEnabled();  
constant integer VL = CurrentVL;  
constant integer elements = VL DIV (2 * esize);  
constant bits(VL) operand = Z[n, VL];  
bits(VL) result;  
for e = 0 to elements-1  
    constant bits(2*esize) element = Elem[operand, e, 2*esize];  
    constant integer res = UInt(element) >> shift;  
    Elem[result, 2*e + 0, esize] = UnsignedSat(res, esize);  
    Elem[result, 2*e + 1, esize] = Zeros(esize);  
  
Z[d, VL] = result;
```

Internal version only: aarchmrs v2025-03_rel, pseudocode v2025-03_rel ; Build timestamp: 2025-03-21T17:41

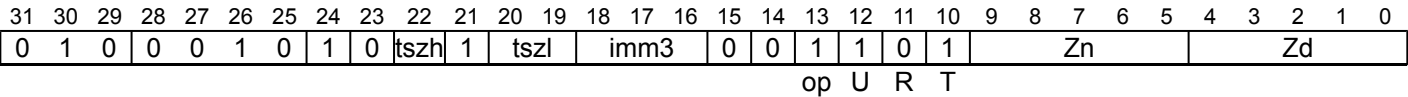
Copyright © 2010-2025 Arm Limited or its affiliates. All rights reserved. This document is Non-Confidential.

UQSHRNT

Unsigned saturating shift right narrow by immediate (top)

Shift each unsigned integer value in the source vector elements right by an immediate value, and place the truncated results in the odd-numbered half-width destination elements, leaving the even-numbered elements unchanged. Each result element is saturated to the half-width N-bit element's unsigned integer range 0 to (2^N)-1. The immediate shift amount is an unsigned value in the range 1 to number of bits per element. This instruction is unpredicated.

SVE2
(FEAT_SVE2 || FEAT_SME)



Encoding

UQSHRNT <Zd>.<T>, <Zn>.<Tb>, #<const>

Decode for this encoding

```
if !IsFeatureImplemented(FEAT_SVE2) && !IsFeatureImplemented(FEAT_SME) then
    EndOfDecode(Decode_UNDEF);
constant bits(3) tsize = tsh:tsl;
if tsize == '000' then EndOfDecode(Decode_UNDEF);
constant integer esize = 8 << HighestSetBit(tsize);
constant integer n = UInt(Zn);
constant integer d = UInt(Zd);
constant integer shift = (2 * esize) - UInt(tsize:imm3);
```

Assembler Symbols

<Zd> Is the name of the destination scalable vector register, encoded in the "Zd" field.

<T> Is the size specifier, encoded in "tsh:tsl":

tsh	tsl	<T>
0	00	RESERVED
0	01	B
0	1x	H
1	xx	S

<Zn> Is the name of the source scalable vector register, encoded in the "Zn" field.

<Tb> Is the size specifier, encoded in "tsh:tsl":

tsh	tsl	<Tb>
0	00	RESERVED
0	01	H
0	1x	S
1	xx	D

<const> Is the immediate shift amount, in the range 1 to number of bits per element, encoded in "tsh:tsl:imm3".

Operation

```
CheckSVEEnabled();  
constant integer VL = CurrentVL;  
constant integer elements = VL DIV (2 * esize);  
constant bits(VL) operand = Z[n, VL];  
bits(VL) result = Z[d, VL];  
for e = 0 to elements-1  
    constant bits(2*esize) element = Elem[operand, e, 2*esize];  
    constant integer res = UInt(element) >> shift;  
    Elem[result, 2*e + 1, esize] = UnsignedSat(res, esize);  
  
Z[d, VL] = result;
```

Internal version only: aarchmrs v2025-03_rel, pseudocode v2025-03_rel ; Build timestamp: 2025-03-21T17:41

Copyright © 2010-2025 Arm Limited or its affiliates. All rights reserved. This document is Non-Confidential.

UQSUB (immediate)

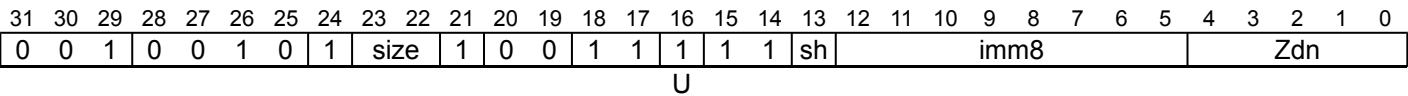
Unsigned saturating subtract immediate (unpredicated)

Unsigned saturating subtract an unsigned immediate from each element of the source vector, and destructively place the results in the corresponding elements of the source vector. Each result element is saturated to the N-bit element's unsigned integer range 0 to (2^N)-1. This instruction is unpredicated.

The immediate is an unsigned value in the range 0 to 255, and for element widths of 16 bits or higher it may also be a positive multiple of 256 in the range 256 to 65280.

The immediate is encoded in 8 bits with an optional left shift by 8. The preferred disassembly when the shift option is specified is "#<uimm8>, LSL #8". However an assembler and disassembler may also allow use of the shifted 16-bit value unless the immediate is 0 and the shift amount is 8, which must be unambiguously described as "#0, LSL #8".

SVE
(FEAT_SVE || FEAT_SME)



Encoding

UQSUB <Zdn>.<T>, <Zdn>.<T>, #<imm>{, <shift>}

Decode for this encoding

```
if !IsFeatureImplemented(FEAT_SVE) && !IsFeatureImplemented(FEAT_SME) then
    EndOfDecode(Decode_UNDEF);
if size:sh == '001' then EndOfDecode(Decode_UNDEF);
constant integer esize = 8 << UInt(size);
constant integer dn = UInt(Zdn);
integer imm = UInt(imm8);
if sh == '1' then imm = imm << 8;
constant boolean unsigned = TRUE;
```

Assembler Symbols

<Zdn> Is the name of the source and destination scalable vector register, encoded in the "Zdn" field.

<T> Is the size specifier, encoded in “size”:

size	<T>
00	B
01	H
10	S
11	D

<imm> Is an unsigned immediate in the range 0 to 255, encoded in the "imm8" field.

<shift> Is the optional left shift to apply to the immediate, defaulting to LSL #0 and encoded in “sh”:

sh	<shift>
0	LSL #0
1	LSL #8

Operation

```
CheckSVEEnabled();  
constant integer VL = CurrentVL;  
constant integer elements = VL DIV esize;  
constant bits(VL) operand1 = Z[dn, VL];  
bits(VL) result;  
  
for e = 0 to elements-1  
    constant integer element1 = Int(Elem[operand1, e, esize], unsigned);  
    (Elem[result, e, esize], -) = SatQ(element1 - imm, esize, unsigned);  
  
Z[dn, VL] = result;
```

Operational information

This instruction might be immediately preceded in program order by a MOVPRFX instruction. The MOVPRFX must conform to all of the following requirements, otherwise the behavior of the MOVPRFX and this instruction is CONSTRAINED UNPREDICTABLE:

- The MOVPRFX must be unpredicated.
- The MOVPRFX must specify the same destination register as this instruction.
- The destination register must not refer to architectural register state referenced by any other source operand register of this instruction.

Internal version only: aarchmrs v2025-03_rel, pseudocode v2025-03_rel ; Build timestamp: 2025-03-21T17:41

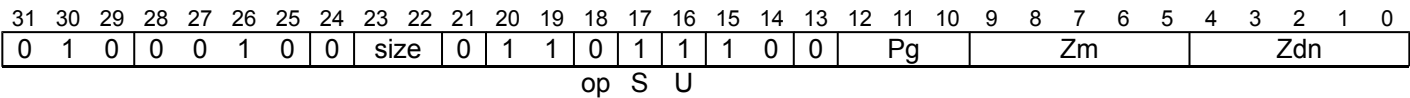
Copyright © 2010-2025 Arm Limited or its affiliates. All rights reserved. This document is Non-Confidential.

UQSUB (vectors, predicated)

Unsigned saturating subtraction (predicated)

Subtract active unsigned elements of the second source vector from corresponding unsigned elements of the first source vector and destructively place the results in the corresponding elements of the first source vector. Each result element is saturated to the N-bit element's unsigned integer range 0 to (2^N)-1. Inactive elements in the destination vector register remain unmodified.

SVE2
(FEAT_SVE2 || FEAT_SME)



Encoding

UQSUB <Zdn>.<T>, <Pg>/M, <Zdn>.<T>, <Zm>.<T>

Decode for this encoding

```
if !IsFeatureImplemented(FEAT_SVE2) && !IsFeatureImplemented(FEAT_SME) then
    EndOfDecode(Decode_UNDEF);
constant integer esize = 8 << UInt(size);
constant integer g = UInt(Pg);
constant integer dn = UInt(Zdn);
constant integer m = UInt(Zm);
```

Assembler Symbols

<Zdn> Is the name of the first source and destination scalable vector register, encoded in the "Zdn" field.

<T> Is the size specifier, encoded in "size":

size	<T>
00	B
01	H
10	S
11	D

<Pg> Is the name of the governing scalable predicate register P0-P7, encoded in the "Pg" field.

<Zm> Is the name of the second source scalable vector register, encoded in the "Zm" field.

Operation

```
CheckSVEEnabled();
constant integer VL = CurrentVL;
constant integer PL = VL DIV 8;
constant integer elements = VL DIV esize;
constant bits(PL) mask = P[g, PL];
constant bits(VL) operand1 = Z[dn, VL];
constant bits(VL) operand2 = if AnyActiveElement(mask, esize) then Z[m, VL] else Zeros(VL);
bits(VL) result;

for e = 0 to elements-1
    constant integer element1 = UInt(Elem[operand1, e, esize]);
    constant integer element2 = UInt(Elem[operand2, e, esize]);
    if ActivePredicateElement(mask, e, esize) then
        Elem[result, e, esize] = UnsignedSat(element1 - element2, esize);
    else
        Elem[result, e, esize] = Elem[operand1, e, esize];

Z[dn, VL] = result;
```

Operational information

This instruction might be immediately preceded in program order by a MOVPRFX instruction. The MOVPRFX must conform to all of the following requirements, otherwise the behavior of the MOVPRFX and this instruction is CONSTRAINED UNPREDICTABLE:

- The MOVPRFX can be predicated or unpredicated.
- A predicated MOVPRFX must use the same governing predicate register as this instruction.
- A predicated MOVPRFX must use the larger of the destination element size and first source element size in the preferred disassembly of this instruction.
- The MOVPRFX must specify the same destination register as this instruction.
- The destination register must not refer to architectural register state referenced by any other source operand register of this instruction.

Internal version only: aarchmrs v2025-03_rel, pseudocode v2025-03_rel ; Build timestamp: 2025-03-21T17:41

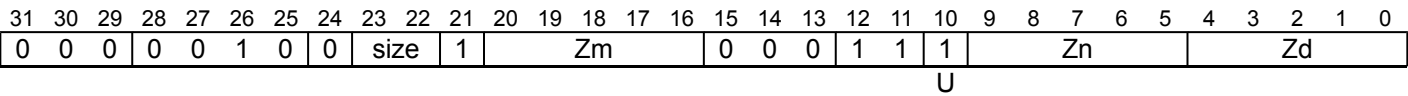
Copyright © 2010-2025 Arm Limited or its affiliates. All rights reserved. This document is Non-Confidential.

UQSUB (vectors, unpredicated)

Unsigned saturating subtract vectors (unpredicated)

Unsigned saturating subtract all elements of the second source vector from corresponding elements of the first source vector and place the results in the corresponding elements of the destination vector. Each result element is saturated to the N-bit element's unsigned integer range 0 to (2^N)-1. This instruction is unpredicated.

SVE
(FEAT_SVE || FEAT_SME)



Encoding

UQSUB <Zd>.<T>, <Zn>.<T>, <Zm>.<T>

Decode for this encoding

```
if !IsFeatureImplemented(FEAT_SVE) && !IsFeatureImplemented(FEAT_SME) then
    EndOfDecode(Decode_UNDEF);
constant integer esize = 8 << UInt(size);
constant integer n = UInt(Zn);
constant integer m = UInt(Zm);
constant integer d = UInt(Zd);
constant boolean unsigned = TRUE;
```

Assembler Symbols

<Zd> Is the name of the destination scalable vector register, encoded in the "Zd" field.

<T> Is the size specifier, encoded in "size":

size	<T>
00	B
01	H
10	S
11	D

<Zn> Is the name of the first source scalable vector register, encoded in the "Zn" field.

<Zm> Is the name of the second source scalable vector register, encoded in the "Zm" field.

Operation

```
CheckSVEEnabled();
constant integer VL = CurrentVL;
constant integer elements = VL DIV esize;
constant bits(VL) operand1 = Z[n, VL];
constant bits(VL) operand2 = Z[m, VL];
bits(VL) result;

for e = 0 to elements-1
    constant integer element1 = Int(Elem[operand1, e, esize], unsigned);
    constant integer element2 = Int(Elem[operand2, e, esize], unsigned);
    (Elem[result, e, esize], -) = SatQ(element1 - element2, esize, unsigned);

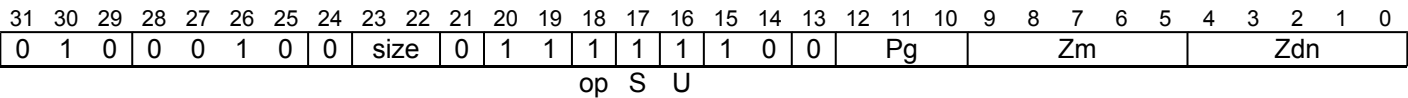
Z[d, VL] = result;
```


UQSUBR

Unsigned saturating subtraction reversed vectors (predicated)

Subtract active unsigned elements of the first source vector from corresponding unsigned elements of the second source vector and destructively place the results in the corresponding elements of the first source vector. Each result element is saturated to the N-bit element's unsigned integer range 0 to (2^N)-1. Inactive elements in the destination vector register remain unmodified.

SVE2
(FEAT_SVE2 || FEAT_SME)



Encoding

UQSUBR <Zdn>.<T>, <Pg>/M, <Zdn>.<T>, <Zm>.<T>

Decode for this encoding

```
if !IsFeatureImplemented(FEAT_SVE2) && !IsFeatureImplemented(FEAT_SME) then
    EndOfDecode(Decode_UNDEF);
constant integer esize = 8 << UInt(size);
constant integer g = UInt(Pg);
constant integer dn = UInt(Zdn);
constant integer m = UInt(Zm);
```

Assembler Symbols

<Zdn> Is the name of the first source and destination scalable vector register, encoded in the "Zdn" field.

<T> Is the size specifier, encoded in “size”:

size	<T>
00	B
01	H
10	S
11	D

<Pg> Is the name of the governing scalable predicate register P0-P7, encoded in the "Pg" field.

<Zm> Is the name of the second source scalable vector register, encoded in the "Zm" field.

Operation

```
CheckSVEEnabled();
constant integer VL = CurrentVL;
constant integer PL = VL DIV 8;
constant integer elements = VL DIV esize;
constant bits(PL) mask = P[g, PL];
constant bits(VL) operand1 = Z[dn, VL];
constant bits(VL) operand2 = if AnyActiveElement(mask, esize) then Z[m, VL] else Zeros(VL);
bits(VL) result;

for e = 0 to elements-1
    constant integer element1 = UInt(Elem[operand1, e, esize]);
    constant integer element2 = UInt(Elem[operand2, e, esize]);
    if ActivePredicateElement(mask, e, esize) then
        Elem[result, e, esize] = UnsignedSat(element2 - element1, esize);
    else
        Elem[result, e, esize] = Elem[operand1, e, esize];

Z[dn, VL] = result;
```

Operational information

This instruction might be immediately preceded in program order by a MOVPRFX instruction. The MOVPRFX must conform to all of the following requirements, otherwise the behavior of the MOVPRFX and this instruction is CONSTRAINED UNPREDICTABLE:

- The MOVPRFX can be predicated or unpredicated.
- A predicated MOVPRFX must use the same governing predicate register as this instruction.
- A predicated MOVPRFX must use the larger of the destination element size and first source element size in the preferred disassembly of this instruction.
- The MOVPRFX must specify the same destination register as this instruction.
- The destination register must not refer to architectural register state referenced by any other source operand register of this instruction.

Internal version only: aarchmrs v2025-03_rel, pseudocode v2025-03_rel ; Build timestamp: 2025-03-21T17:41

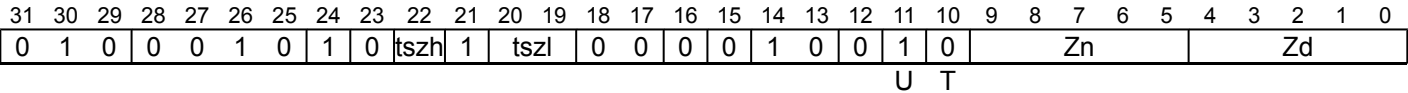
Copyright © 2010-2025 Arm Limited or its affiliates. All rights reserved. This document is Non-Confidential.

UQXTNB

Unsigned saturating extract narrow (bottom)

Saturate the unsigned integer value in each source element to half the original source element width, and place the results in the even-numbered half-width destination elements, while setting the odd-numbered elements to zero.

SVE2
(FEAT_SVE2 || FEAT_SME)



Encoding

UQXTNB <Zd>.<T>, <Zn>.<Tb>

Decode for this encoding

```
if !IsFeatureImplemented(FEAT_SVE2) && !IsFeatureImplemented(FEAT_SME) then
    EndOfDecode(Decode_UNDEF);
constant bits(3) tsize = tszh:tszl;
if !(tsize IN {'001', '010', '100'}) then EndOfDecode(Decode_UNDEF);
constant integer esize = 16 << HighestSetBitNZ(tsize);
constant integer n = UInt(Zn);
constant integer d = UInt(Zd);
```

Assembler Symbols

<Zd> Is the name of the destination scalable vector register, encoded in the "Zd" field.

<T> Is the size specifier, encoded in “tszh:tszl”:

tszh	tszl	<T>
0	00	RESERVED
0	01	B
0	10	H
0	11	RESERVED
1	00	S
1	01	RESERVED
1	1x	RESERVED

<Zn> Is the name of the source scalable vector register, encoded in the "Zn" field.

<Tb> Is the size specifier, encoded in “tszh:tszl”:

tszh	tszl	<Tb>
0	00	RESERVED
0	01	H
0	10	S
0	11	RESERVED
1	00	D
1	01	RESERVED
1	1x	RESERVED

Operation

```
CheckSVEEnabled();  
constant integer VL = CurrentVL;  
constant integer elements = VL DIV esize;  
constant bits(VL) operand1 = Z[n, VL];  
bits(VL) result;  
constant integer halfesize = esize DIV 2;  
  
for e = 0 to elements-1  
    constant integer element1 = UInt(Elem[operand1, e, esize]);  
    constant bits(halfesize) res = UnsignedSat(element1, halfesize);  
    Elem[result, 2*e + 0, halfesize] = res;  
    Elem[result, 2*e + 1, halfesize] = Zeros(halfesize);  
  
Z[d, VL] = result;
```

Internal version only: aarchmrs v2025-03_rel, pseudocode v2025-03_rel ; Build timestamp: 2025-03-21T17:41

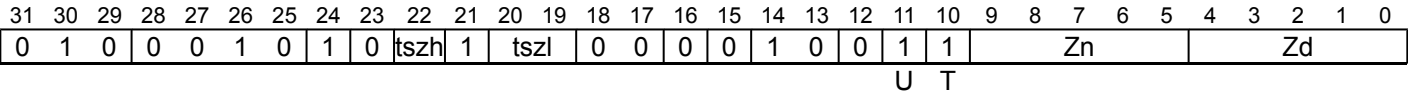
Copyright © 2010-2025 Arm Limited or its affiliates. All rights reserved. This document is Non-Confidential.

UQXTNT

Unsigned saturating extract narrow (top)

Saturate the unsigned integer value in each source element to half the original source element width, and place the results in the odd-numbered half-width destination elements, leaving the even-numbered elements unchanged.

SVE2
(FEAT_SVE2 || FEAT_SME)



Encoding

UQXTNT <Zd>.<T>, <Zn>.<Tb>

Decode for this encoding

```
if !IsFeatureImplemented(FEAT_SVE2) && !IsFeatureImplemented(FEAT_SME) then
    EndOfDecode(Decode_UNDEF);
constant bits(3) tsize = tszh:tszl;
if !(tsize IN {'001', '010', '100'}) then EndOfDecode(Decode_UNDEF);
constant integer esize = 16 << HighestSetBitNZ(tsize);
constant integer n = UInt(Zn);
constant integer d = UInt(Zd);
```

Assembler Symbols

<Zd> Is the name of the destination scalable vector register, encoded in the "Zd" field.

<T> Is the size specifier, encoded in “tszh:tszl”:

tszh	tszl	<T>
0	00	RESERVED
0	01	B
0	10	H
0	11	RESERVED
1	00	S
1	01	RESERVED
1	1x	RESERVED

<Zn> Is the name of the source scalable vector register, encoded in the "Zn" field.

<Tb> Is the size specifier, encoded in “tszh:tszl”:

tszh	tszl	<Tb>
0	00	RESERVED
0	01	H
0	10	S
0	11	RESERVED
1	00	D
1	01	RESERVED
1	1x	RESERVED

Operation

```
CheckSVEEnabled();  
constant integer VL = CurrentVL;  
constant integer elements = VL DIV esize;  
constant bits(VL) operand1 = Z[n, VL];  
bits(VL) result = Z[d, VL];  
constant integer halfesize = esize DIV 2;  
  
for e = 0 to elements-1  
    constant integer element1 = UInt(Elem[operand1, e, esize]);  
    constant bits(halfesize) res = UnsignedSat(element1, halfesize);  
    Elem[result, 2*e + 1, halfesize] = res;  
  
Z[d, VL] = result;
```

Internal version only: aarchmrs v2025-03_rel, pseudocode v2025-03_rel ; Build timestamp: 2025-03-21T17:41

Copyright © 2010-2025 Arm Limited or its affiliates. All rights reserved. This document is Non-Confidential.

URECPE

Unsigned reciprocal estimate (predicated)

Find the approximate reciprocal of each active unsigned element of the source vector, and place the results in the corresponding elements of the destination vector. Inactive elements in the destination vector register remain unmodified or are set to zero, depending on whether merging or zeroing predication is selected.

It has encodings from 2 classes: [Merging](#) and [Zeroing](#)

Merging
(FEAT_SVE2 || FEAT_SME)

31	30	29	28	27	26	25	24	23	22	21	20	19	18	17	16	15	14	13	12	11	10	9	8	7	6	5	4	3	2	1	0
0	1	0	0	0	1	0	0	size	0	0	0	0	0	0	0	1	0	1	Pg			Zn				Zd					
Q												Z			op																

Encoding

URECPE <Zd>.S, <Pg>/M, <Zn>.S

Decode for this encoding

```
if !IsFeatureImplemented(FEAT_SVE2) && !IsFeatureImplemented(FEAT_SME) then
    EndOfDecode(Decode_UNDEF);
if size != '10' then EndOfDecode(Decode_UNDEF);
constant integer esize = 32;
constant integer g = UInt(Pg);
constant integer n = UInt(Zn);
constant integer d = UInt(Zd);
constant boolean merging = TRUE;
```

Zeroing
(FEAT_SVE2p2 || FEAT_SME2p2)

31	30	29	28	27	26	25	24	23	22	21	20	19	18	17	16	15	14	13	12	11	10	9	8	7	6	5	4	3	2	1	0
0	1	0	0	0	1	0	0	size	0	0	0	0	0	1	0	1	0	1	Pg			Zn				Zd					
Q												Z			op																

Encoding

URECPE <Zd>.S, <Pg>/Z, <Zn>.S

Decode for this encoding

```
if !IsFeatureImplemented(FEAT_SVE2p2) && !IsFeatureImplemented(FEAT_SME2p2) then
    EndOfDecode(Decode_UNDEF);
if size != '10' then EndOfDecode(Decode_UNDEF);
constant integer esize = 32;
constant integer g = UInt(Pg);
constant integer n = UInt(Zn);
constant integer d = UInt(Zd);
constant boolean merging = FALSE;
```

Assembler Symbols

- <Zd> Is the name of the destination scalable vector register, encoded in the "Zd" field.
- <Pg> Is the name of the governing scalable predicate register P0-P7, encoded in the "Pg" field.
- <Zn> Is the name of the source scalable vector register, encoded in the "Zn" field.

Operation

```
CheckSVEEnabled();
constant integer VL = CurrentVL;
constant integer PL = VL DIV 8;
constant integer elements = VL DIV esize;
constant bits(PL) mask = P[g, PL];
constant bits(VL) operand = if AnyActiveElement(mask, esize) then Z[n, VL] else Zeros(VL);
bits(VL) result = if merging then Z[d, VL] else Zeros(VL);

for e = 0 to elements-1
    if ActivePredicateElement(mask, e, esize) then
        constant bits(esize) element = Elem[operand, e, esize];
        Elem[result, e, esize] = UnsignedRecipEstimate(element);

Z[d, VL] = result;
```

Operational information

For the "Merging" variant:

The merging variant of this instruction might be immediately preceded in program order by a MOVPRFX instruction. The MOVPRFX must conform to all of the following requirements, otherwise the behavior of the MOVPRFX and the merging variant of this instruction is CONSTRAINED UNPREDICTABLE:

- The MOVPRFX can be predicated or unpredicated.
- A predicated MOVPRFX must use the same governing predicate register as the merging variant this instruction.
- A predicated MOVPRFX must use the larger of the destination element size and first source element size in the preferred disassembly of the merging variant of this instruction.
- The MOVPRFX must specify the same destination register as the merging variant of this instruction.
- The destination register must not refer to architectural register state referenced by any other source operand register of the merging variant of this instruction.

Internal version only: aarchmrs v2025-03_rel, pseudocode v2025-03_rel ; Build timestamp: 2025-03-21T17:41

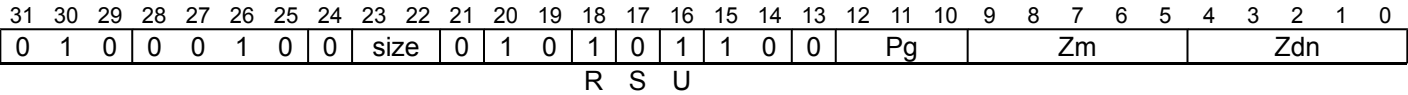
Copyright © 2010-2025 Arm Limited or its affiliates. All rights reserved. This document is Non-Confidential.

URHADD

Unsigned rounding halving addition

Add active unsigned elements of the first source vector to corresponding unsigned elements of the second source vector, shift right one bit, and destructively place the rounded results in the corresponding elements of the first source vector. Inactive elements in the destination vector register remain unmodified.

SVE2 (FEAT_SVE2 || FEAT_SME)



Encoding

URHADD <Zdn>.<T>, <Pg>/M, <Zdn>.<T>, <Zm>.<T>

Decode for this encoding

```
if !IsFeatureImplemented(FEAT_SVE2) && !IsFeatureImplemented(FEAT_SME) then
    EndOfDecode(Decode_UNDEF);
constant integer esize = 8 << UInt(size);
constant integer g = UInt(Pg);
constant integer dn = UInt(Zdn);
constant integer m = UInt(Zm);
```

Assembler Symbols

<Zdn> Is the name of the first source and destination scalable vector register, encoded in the "Zdn" field.

<T> Is the size specifier, encoded in "size":

size	<T>
00	B
01	H
10	S
11	D

<Pg> Is the name of the governing scalable predicate register P0-P7, encoded in the "Pg" field.

<Zm> Is the name of the second source scalable vector register, encoded in the "Zm" field.

Operation

```
CheckSVEEnabled();
constant integer VL = CurrentVL;
constant integer PL = VL DIV 8;
constant integer elements = VL DIV esize;
constant bits(PL) mask = P[g, PL];
constant bits(VL) operand1 = Z[dn, VL];
constant bits(VL) operand2 = if AnyActiveElement(mask, esize) then Z[m, VL] else Zeros(VL);
bits(VL) result;

for e = 0 to elements-1
    constant integer element1 = UInt(Elem[operand1, e, esize]);
    constant integer element2 = UInt(Elem[operand2, e, esize]);
    if ActivePredicateElement(mask, e, esize) then
        constant integer res = (element1 + element2 + 1) >> 1;
        Elem[result, e, esize] = res<esize-1:0>;
    else
        Elem[result, e, esize] = Elem[operand1, e, esize];

Z[dn, VL] = result;
```

Operational information

This instruction might be immediately preceded in program order by a MOVPRFX instruction. The MOVPRFX must conform to all of the following requirements, otherwise the behavior of the MOVPRFX and this instruction is CONSTRAINED UNPREDICTABLE:

- The MOVPRFX can be predicated or unpredicated.
- A predicated MOVPRFX must use the same governing predicate register as this instruction.
- A predicated MOVPRFX must use the larger of the destination element size and first source element size in the preferred disassembly of this instruction.
- The MOVPRFX must specify the same destination register as this instruction.
- The destination register must not refer to architectural register state referenced by any other source operand register of this instruction.

Internal version only: aarchmrs v2025-03_rel, pseudocode v2025-03_rel ; Build timestamp: 2025-03-21T17:41

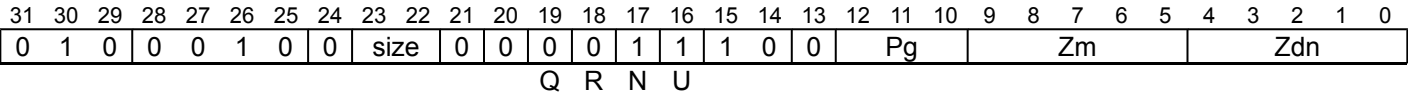
Copyright © 2010-2025 Arm Limited or its affiliates. All rights reserved. This document is Non-Confidential.

URSHL

Unsigned rounding shift left by vector (predicated)

Shift active unsigned elements of the first source vector by corresponding elements of the second source vector and destructively place the rounded results in the corresponding elements of the first source vector. A positive shift amount performs a left shift, otherwise a right shift by the negated shift amount is performed. Inactive elements in the destination vector register remain unmodified.

SVE2 (FEAT_SVE2 || FEAT_SME)



Encoding

URSHL <Zdn>.<T>, <Pg>/M, <Zdn>.<T>, <Zm>.<T>

Decode for this encoding

```
if !IsFeatureImplemented(FEAT_SVE2) && !IsFeatureImplemented(FEAT_SME) then
    EndOfDecode(Decode_UNDEF);
constant integer esize = 8 << UInt(size);
constant integer g = UInt(Pg);
constant integer m = UInt(Zm);
constant integer dn = UInt(Zdn);
```

Assembler Symbols

<Zdn> Is the name of the first source and destination scalable vector register, encoded in the "Zdn" field.

<T> Is the size specifier, encoded in "size":

size	<T>
00	B
01	H
10	S
11	D

<Pg> Is the name of the governing scalable predicate register P0-P7, encoded in the "Pg" field.

<Zm> Is the name of the second source scalable vector register, encoded in the "Zm" field.

Operation

```
CheckSVEEnabled();
constant integer VL = CurrentVL;
constant integer PL = VL DIV 8;
constant integer elements = VL DIV esize;
constant bits(PL) mask = P[g, PL];
constant bits(VL) operand1 = Z[dn, VL];
constant bits(VL) operand2 = if AnyActiveElement(mask, esize) then Z[m, VL] else Zeros(VL);
bits(VL) result;

for e = 0 to elements-1
    if ActivePredicateElement(mask, e, esize) then
        constant integer element = UInt(Elem[operand1, e, esize]);
        integer shift = ShiftSat(SInt(Elem[operand2, e, esize]), esize);
        integer res;
        if shift >= 0 then
            res = element << shift;
        else
            shift = -shift;
            res = (element + (1 << (shift - 1))) >> shift;
        Elem[result, e, esize] = res<esize-1:0>;
    else
        Elem[result, e, esize] = Elem[operand1, e, esize];

Z[dn, VL] = result;
```

Operational information

This instruction might be immediately preceded in program order by a MOVPRFX instruction. The MOVPRFX must conform to all of the following requirements, otherwise the behavior of the MOVPRFX and this instruction is CONSTRAINED UNPREDICTABLE:

- The MOVPRFX can be predicated or unpredicated.
- A predicated MOVPRFX must use the same governing predicate register as this instruction.
- A predicated MOVPRFX must use the larger of the destination element size and first source element size in the preferred disassembly of this instruction.
- The MOVPRFX must specify the same destination register as this instruction.
- The destination register must not refer to architectural register state referenced by any other source operand register of this instruction.

Internal version only: aarchmrs v2025-03_rel, pseudocode v2025-03_rel ; Build timestamp: 2025-03-21T17:41

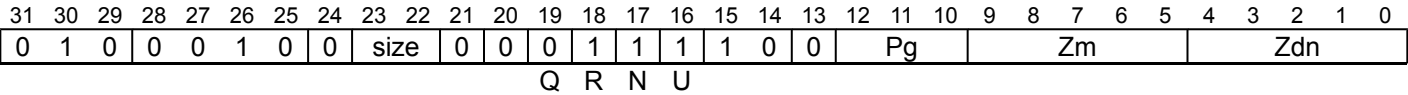
Copyright © 2010-2025 Arm Limited or its affiliates. All rights reserved. This document is Non-Confidential.

URSHLR

Unsigned rounding shift left reversed vectors (predicated)

Shift active unsigned elements of the second source vector by corresponding elements of the first source vector and destructively place the rounded results in the corresponding elements of the first source vector. A positive shift amount performs a left shift, otherwise a right shift by the negated shift amount is performed. Inactive elements in the destination vector register remain unmodified.

SVE2 (FEAT_SVE2 || FEAT_SME)



Encoding

URSHLR <Zdn>.<T>, <Pg>/M, <Zdn>.<T>, <Zm>.<T>

Decode for this encoding

```
if !IsFeatureImplemented(FEAT_SVE2) && !IsFeatureImplemented(FEAT_SME) then
    EndOfDecode(Decode_UNDEF);
constant integer esize = 8 << UInt(size);
constant integer g = UInt(Pg);
constant integer m = UInt(Zm);
constant integer dn = UInt(Zdn);
```

Assembler Symbols

<Zdn> Is the name of the first source and destination scalable vector register, encoded in the "Zdn" field.

<T> Is the size specifier, encoded in "size":

size	<T>
00	B
01	H
10	S
11	D

<Pg> Is the name of the governing scalable predicate register P0-P7, encoded in the "Pg" field.

<Zm> Is the name of the second source scalable vector register, encoded in the "Zm" field.

Operation

```
CheckSVEEnabled();
constant integer VL = CurrentVL;
constant integer PL = VL DIV 8;
constant integer elements = VL DIV esize;
constant bits(PL) mask = P[g, PL];
constant bits(VL) operand1 = if AnyActiveElement(mask, esize) then Z[m, VL] else Zeros(VL);
constant bits(VL) operand2 = Z[dn, VL];
bits(VL) result;

for e = 0 to elements-1
    if ActivePredicateElement(mask, e, esize) then
        constant integer element = UInt(Elem[operand1, e, esize]);
        integer shift = ShiftSat(SInt(Elem[operand2, e, esize]), esize);
        integer res;
        if shift >= 0 then
            res = element << shift;
        else
            shift = -shift;
            res = (element + (1 << (shift - 1))) >> shift;
        Elem[result, e, esize] = res<esize-1:0>;
    else
        Elem[result, e, esize] = Elem[operand2, e, esize];

Z[dn, VL] = result;
```

Operational information

This instruction might be immediately preceded in program order by a MOVPRFX instruction. The MOVPRFX must conform to all of the following requirements, otherwise the behavior of the MOVPRFX and this instruction is CONSTRAINED UNPREDICTABLE:

- The MOVPRFX can be predicated or unpredicated.
- A predicated MOVPRFX must use the same governing predicate register as this instruction.
- A predicated MOVPRFX must use the larger of the destination element size and first source element size in the preferred disassembly of this instruction.
- The MOVPRFX must specify the same destination register as this instruction.
- The destination register must not refer to architectural register state referenced by any other source operand register of this instruction.

Internal version only: aarchmrs v2025-03_rel, pseudocode v2025-03_rel ; Build timestamp: 2025-03-21T17:41

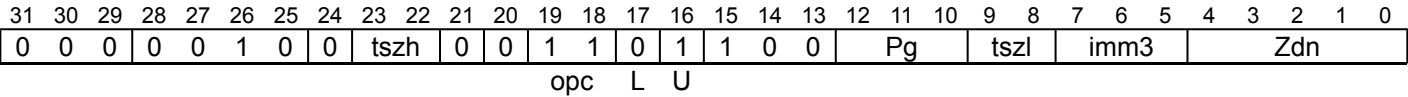
Copyright © 2010-2025 Arm Limited or its affiliates. All rights reserved. This document is Non-Confidential.

URSHR

Unsigned rounding shift right by immediate

Shift right by immediate each active unsigned element of the source vector, and destructively place the rounded results in the corresponding elements of the source vector. The immediate shift amount is an unsigned value in the range 1 to number of bits per element. Inactive elements in the destination vector register remain unmodified.

SVE2
(FEAT_SVE2 || FEAT_SME)



Encoding

URSHR <Zdn>.<T>, <Pg>/M, <Zdn>.<T>, #<const>

Decode for this encoding

```
if !IsFeatureImplemented(FEAT_SVE2) && !IsFeatureImplemented(FEAT_SME) then
    EndOfDecode(Decode_UNDEF);
constant bits(4) tsize = tszh:tszl;
if tsize == '0000' then EndOfDecode(Decode_UNDEF);
constant integer esize = 8 << HighestSetBit(tsize);
constant integer g = UInt(Pg);
constant integer dn = UInt(Zdn);
constant integer shift = (2 * esize) - UInt(tsize:imm3);
```

Assembler Symbols

<Zdn> Is the name of the source and destination scalable vector register, encoded in the "Zdn" field.

<T> Is the size specifier, encoded in “tszh:tszl”:

tszh	tszl	<T>
00	00	RESERVED
00	01	B
00	1x	H
01	xx	S
1x	xx	D

<Pg> Is the name of the governing scalable predicate register P0-P7, encoded in the "Pg" field.

<const> Is the immediate shift amount, in the range 1 to number of bits per element, encoded in "tszh:tszl:imm3".

Operation

```
CheckSVEEnabled();
constant integer VL = CurrentVL;
constant integer PL = VL DIV 8;
constant integer elements = VL DIV esize;
constant bits(VL) operand1 = Z[dn, VL];
constant bits(PL) mask = P[g, PL];
bits(VL) result;

for e = 0 to elements-1
    constant integer element1 = UInt(Elem[operand1, e, esize]);
    if ActivePredicateElement(mask, e, esize) then
        constant integer res = (element1 + (1 << (shift - 1))) >> shift;
        Elem[result, e, esize] = res<esize-1:0>;
    else
        Elem[result, e, esize] = Elem[operand1, e, esize];

Z[dn, VL] = result;
```

Operational information

This instruction might be immediately preceded in program order by a MOVPRFX instruction. The MOVPRFX must conform to all of the following requirements, otherwise the behavior of the MOVPRFX and this instruction is CONSTRAINED UNPREDICTABLE:

- The MOVPRFX can be predicated or unpredicated.
- A predicated MOVPRFX must use the same governing predicate register as this instruction.
- A predicated MOVPRFX must use the larger of the destination element size and first source element size in the preferred disassembly of this instruction.
- The MOVPRFX must specify the same destination register as this instruction.
- The destination register must not refer to architectural register state referenced by any other source operand register of this instruction.

Internal version only: aarchmrs v2025-03_rel, pseudocode v2025-03_rel ; Build timestamp: 2025-03-21T17:41

Copyright © 2010-2025 Arm Limited or its affiliates. All rights reserved. This document is Non-Confidential.

URSQRTE

Unsigned reciprocal square root estimate (predicated)

Find the approximate reciprocal square root of each active unsigned element of the source vector, and place the results in the corresponding elements of the destination vector. Inactive elements in the destination vector register remain unmodified or are set to zero, depending on whether merging or zeroing predication is selected.

It has encodings from 2 classes: [Merging](#) and [Zeroing](#)

Merging (FEAT_SVE2 || FEAT_SME)

31	30	29	28	27	26	25	24	23	22	21	20	19	18	17	16	15	14	13	12	11	10	9	8	7	6	5	4	3	2	1	0
0	1	0	0	0	1	0	0	size	0	0	0	0	0	1	1	0	1	Pg			Zn					Zd					
Q												Z		op																	

Encoding

URSQRTE <Zd>.S, <Pg>/M, <Zn>.S

Decode for this encoding

```
if !IsFeatureImplemented(FEAT_SVE2) && !IsFeatureImplemented(FEAT_SME) then
    EndOfDecode(Decode_UNDEF);
if size != '10' then EndOfDecode(Decode_UNDEF);
constant integer esize = 32;
constant integer g = UInt(Pg);
constant integer n = UInt(Zn);
constant integer d = UInt(Zd);
constant boolean merging = TRUE;
```

Zeroing (FEAT_SVE2p2 || FEAT_SME2p2)

31	30	29	28	27	26	25	24	23	22	21	20	19	18	17	16	15	14	13	12	11	10	9	8	7	6	5	4	3	2	1	0
0	1	0	0	0	1	0	0	size	0	0	0	0	1	1	1	0	1	Pg			Zn					Zd					
Q												Z		op																	

Encoding

URSQRTE <Zd>.S, <Pg>/Z, <Zn>.S

Decode for this encoding

```
if !IsFeatureImplemented(FEAT_SVE2p2) && !IsFeatureImplemented(FEAT_SME2p2) then
    EndOfDecode(Decode_UNDEF);
if size != '10' then EndOfDecode(Decode_UNDEF);
constant integer esize = 32;
constant integer g = UInt(Pg);
constant integer n = UInt(Zn);
constant integer d = UInt(Zd);
constant boolean merging = FALSE;
```

Assembler Symbols

- <Zd> Is the name of the destination scalable vector register, encoded in the "Zd" field.
- <Pg> Is the name of the governing scalable predicate register P0-P7, encoded in the "Pg" field.
- <Zn> Is the name of the source scalable vector register, encoded in the "Zn" field.

Operation

```
CheckSVEEnabled();
constant integer VL = CurrentVL;
constant integer PL = VL DIV 8;
constant integer elements = VL DIV esize;
constant bits(PL) mask = P[g, PL];
constant bits(VL) operand = if AnyActiveElement(mask, esize) then Z[n, VL] else Zeros(VL);
bits(VL) result = if merging then Z[d, VL] else Zeros(VL);

for e = 0 to elements-1
    if ActivePredicateElement(mask, e, esize) then
        constant bits(esize) element = Elem[operand, e, esize];
        Elem[result, e, esize] = UnsignedRSqrtEstimate(element);

Z[d, VL] = result;
```

Operational information

For the "Merging" variant:

The merging variant of this instruction might be immediately preceded in program order by a MOVPRFX instruction. The MOVPRFX must conform to all of the following requirements, otherwise the behavior of the MOVPRFX and the merging variant of this instruction is CONSTRAINED UNPREDICTABLE:

- The MOVPRFX can be predicated or unpredicated.
- A predicated MOVPRFX must use the same governing predicate register as the merging variant this instruction.
- A predicated MOVPRFX must use the larger of the destination element size and first source element size in the preferred disassembly of the merging variant of this instruction.
- The MOVPRFX must specify the same destination register as the merging variant of this instruction.
- The destination register must not refer to architectural register state referenced by any other source operand register of the merging variant of this instruction.

Internal version only: aarchmrs v2025-03_rel, pseudocode v2025-03_rel ; Build timestamp: 2025-03-21T17:41

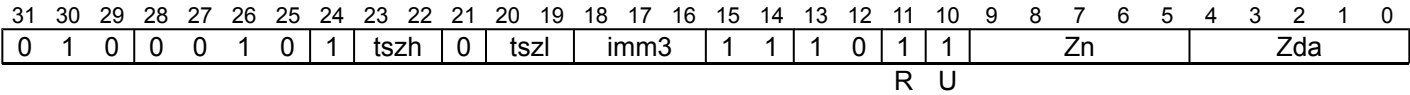
Copyright © 2010-2025 Arm Limited or its affiliates. All rights reserved. This document is Non-Confidential.

URSRA

Unsigned rounding shift right and accumulate (immediate)

Shift right by immediate each unsigned element of the source vector, inserting zeroes, and add the rounded intermediate result destructively to the corresponding elements of the addend vector. The immediate shift amount is an unsigned value in the range 1 to number of bits per element. This instruction is unpredicated.

SVE2
(FEAT_SVE2 || FEAT_SME)



Encoding

URSRA <Zda>.<T>, <Zn>.<T>, #<const>

Decode for this encoding

```
if !IsFeatureImplemented(FEAT_SVE2) && !IsFeatureImplemented(FEAT_SME) then
    EndOfDecode(Decode_UNDEF);
constant bits(4) tsize = tszh:tszl;
if tsize == '0000' then EndOfDecode(Decode_UNDEF);
constant integer esize = 8 << HighestSetBit(tsize);
constant integer n = UInt(Zn);
constant integer da = UInt(Zda);
constant integer shift = (2 * esize) - UInt(tsize:imm3);
```

Assembler Symbols

<Zda> Is the name of the third source and destination scalable vector register, encoded in the "Zda" field.

<T> Is the size specifier, encoded in "tszh:tszl":

tszh	tszl	<T>
00	00	RESERVED
00	01	B
00	1x	H
01	xx	S
1x	xx	D

<Zn> Is the name of the first source scalable vector register, encoded in the "Zn" field.

<const> Is the immediate shift amount, in the range 1 to number of bits per element, encoded in "tszh:tszl:imm3".

Operation

```
CheckSVEEnabled();
constant integer VL = CurrentVL;
constant integer elements = VL DIV esize;
constant bits(VL) operand1 = Z[n, VL];
constant bits(VL) operand2 = Z[da, VL];
bits(VL) result;

for e = 0 to elements-1
    constant integer element = (UInt(Elem[operand1, e, esize]) + (1 << (shift - 1))) >> shift;
    Elem[result, e, esize] = Elem[operand2, e, esize] + element<esize-1:0>;
Z[da, VL] = result;
```

Operational information

This instruction might be immediately preceded in program order by a `MOVPRFX` instruction. The `MOVPRFX` must conform to all of the following requirements, otherwise the behavior of the `MOVPRFX` and this instruction is **CONSTRAINED UNPREDICTABLE**:

- The `MOVPRFX` must be unpredicated.
- The `MOVPRFX` must specify the same destination register as this instruction.
- The destination register must not refer to architectural register state referenced by any other source operand register of this instruction.

Internal version only: aarchmrs v2025-03_rel, pseudocode v2025-03_rel ; Build timestamp: 2025-03-21T17:41

Copyright © 2010-2025 Arm Limited or its affiliates. All rights reserved. This document is Non-Confidential.

USDOT (indexed)

Unsigned by signed 8-bit integer indexed dot product to 32-bit integer

The unsigned by signed integer indexed dot product instruction computes the dot product of a group of four unsigned 8-bit integer values held in each 32-bit element of the first source vector multiplied by a group of four signed 8-bit integer values in an indexed 32-bit element of the second source vector, and then destructively adds the widened dot product to the corresponding 32-bit element of the destination vector.

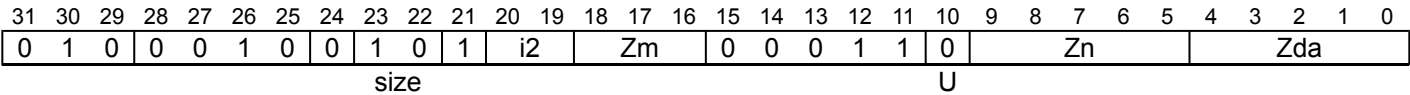
The groups within the second source vector are specified using an immediate index which selects the same group position within each 128-bit vector segment. The index range is from 0 to 3.

This instruction is unpredicated.

ID_AA64ZFR0_EL1.I8MM indicates whether this instruction is implemented.

SVE

((FEAT_SVE || FEAT_SME) && FEAT_I8MM)



Encoding

USDOT <Zda>.S, <Zn>.B, <Zm>.B[<imm>]

Decode for this encoding

```
if ((!IsFeatureImplemented(FEAT_SVE) && !IsFeatureImplemented(FEAT_SME)) ||
    !IsFeatureImplemented(FEAT_I8MM)) then EndOfDecode(Decode_UNDEF);
constant integer esize = 32;
constant integer index = UInt(i2);
constant integer n = UInt(Zn);
constant integer m = UInt(Zm);
constant integer da = UInt(Zda);
```

Assembler Symbols

- <Zda> Is the name of the third source and destination scalable vector register, encoded in the "Zda" field.
- <Zn> Is the name of the first source scalable vector register, encoded in the "Zn" field.
- <Zm> Is the name of the second source scalable vector register Z0-Z7, encoded in the "Zm" field.
- <imm> Is the immediate index of a 32-bit group of four 8-bit values within each 128-bit vector segment, in the range 0 to 3, encoded in the "i2" field.

Operation

```
CheckSVEEnabled();
constant integer VL = CurrentVL;
constant integer elements = VL DIV esize;
constant integer eltspersegment = 128 DIV esize;
constant bits(VL) operand1 = Z[n, VL];
constant bits(VL) operand2 = Z[m, VL];
constant bits(VL) operand3 = Z[da, VL];
bits(VL) result;

for e = 0 to elements-1
    constant integer segmentbase = e - (e MOD eltspersegment);
    constant integer s = segmentbase + index;
    bits(esize) res = Elem[operand3, e, esize];
    for i = 0 to 3
        constant integer element1 = UInt(Elem[operand1, 4 * e + i, esize DIV 4]);
        constant integer element2 = SInt(Elem[operand2, 4 * s + i, esize DIV 4]);
        res = res + element1 * element2;
    Elem[result, e, esize] = res;

Z[da, VL] = result;
```

Operational information

If PSTATE.DIT is 1:

- The execution time of this instruction is independent of:
 - The values of the data supplied in any of its registers.
 - The values of the NZCV flags.
- The response of this instruction to asynchronous exceptions does not vary based on:
 - The values of the data supplied in any of its registers.
 - The values of the NZCV flags.

This instruction might be immediately preceded in program order by a MOVPRFX instruction. The MOVPRFX must conform to all of the following requirements, otherwise the behavior of the MOVPRFX and this instruction is CONSTRAINED UNPREDICTABLE:

- The MOVPRFX must be unpredicated.
- The MOVPRFX must specify the same destination register as this instruction.
- The destination register must not refer to architectural register state referenced by any other source operand register of this instruction.

Internal version only: aarchmrs v2025-03_rel, pseudocode v2025-03_rel ; Build timestamp: 2025-03-21T17:41

Copyright © 2010-2025 Arm Limited or its affiliates. All rights reserved. This document is Non-Confidential.

USDOT (vectors)

Unsigned by signed 8-bit integer dot product to 32-bit integer

The unsigned by signed integer dot product instruction computes the dot product of a group of four unsigned 8-bit integer values held in each 32-bit element of the first source vector multiplied by a group of four signed 8-bit integer values in the corresponding 32-bit element of the second source vector, and then destructively adds the widened dot product to the corresponding 32-bit element of the destination vector.

This instruction is unpredicated.

ID_AA64ZFR0_EL1.I8MM indicates whether this instruction is implemented.

SVE

((FEAT_SVE || FEAT_SME) && FEAT_I8MM)

31	30	29	28	27	26	25	24	23	22	21	20	19	18	17	16	15	14	13	12	11	10	9	8	7	6	5	4	3	2	1	0
0	1	0	0	0	1	0	0	1	0	0	Zm				0	1	1	1	1	0	Zn				Zda						
size																															

Encoding

USDOT <Zda>.S, <Zn>.B, <Zm>.B

Decode for this encoding

```
if ((!IsFeatureImplemented(FEAT_SVE) && !IsFeatureImplemented(FEAT_SME)) ||
    !IsFeatureImplemented(FEAT_I8MM)) then EndOfDecode(Decode_UNDEF);
constant integer esize = 32;
constant integer n = UInt(Zn);
constant integer m = UInt(Zm);
constant integer da = UInt(Zda);
```

Assembler Symbols

- <Zda> Is the name of the third source and destination scalable vector register, encoded in the "Zda" field.
- <Zn> Is the name of the first source scalable vector register, encoded in the "Zn" field.
- <Zm> Is the name of the second source scalable vector register, encoded in the "Zm" field.

Operation

```
CheckSVEEnabled();
constant integer VL = CurrentVL;
constant integer elements = VL DIV esize;
constant bits(VL) operand1 = Z[n, VL];
constant bits(VL) operand2 = Z[m, VL];
constant bits(VL) operand3 = Z[da, VL];
bits(VL) result;

for e = 0 to elements-1
    bits(esize) res = Elem[operand3, e, esize];
    for i = 0 to 3
        constant integer element1 = UInt(Elem[operand1, 4 * e + i, esize DIV 4]);
        constant integer element2 = SInt(Elem[operand2, 4 * e + i, esize DIV 4]);
        res = res + element1 * element2;
    Elem[result, e, esize] = res;

Z[da, VL] = result;
```

Operational information

- If PSTATE.DIT is 1:
- The execution time of this instruction is independent of:

- The values of the data supplied in any of its registers.
- The values of the NZCV flags.
- The response of this instruction to asynchronous exceptions does not vary based on:
 - The values of the data supplied in any of its registers.
 - The values of the NZCV flags.

This instruction might be immediately preceded in program order by a `MOVPRFX` instruction. The `MOVPRFX` must conform to all of the following requirements, otherwise the behavior of the `MOVPRFX` and this instruction is `CONSTRAINED UNPREDICTABLE`:

- The `MOVPRFX` must be unpredicated.
- The `MOVPRFX` must specify the same destination register as this instruction.
- The destination register must not refer to architectural register state referenced by any other source operand register of this instruction.

Internal version only: aarchmrs v2025-03_rel, pseudocode v2025-03_rel ; Build timestamp: 2025-03-21T17:41

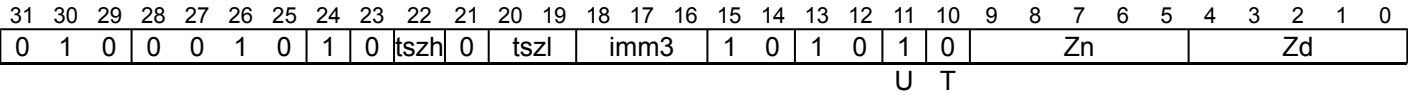
Copyright © 2010-2025 Arm Limited or its affiliates. All rights reserved. This document is Non-Confidential.

USHLLB

Unsigned shift left long by immediate (bottom)

Shift left by immediate each even-numbered unsigned element of the source vector, and place the results in the overlapping double-width elements of the destination vector. The immediate shift amount is an unsigned value in the range 0 to number of bits per element minus 1. This instruction is unpredicated.

SVE2
(FEAT_SVE2 || FEAT_SME)



Encoding

USHLLB <Zd>.<T>, <Zn>.<Tb>, #<const>

Decode for this encoding

```
if !IsFeatureImplemented(FEAT_SVE2) && !IsFeatureImplemented(FEAT_SME) then
    EndOfDecode(Decode_UNDEF);
constant bits(3) tsize = tszh:tszl;
if tsize == '000' then EndOfDecode(Decode_UNDEF);
constant integer esize = 8 << HighestSetBit(tsize);
constant integer n = UInt(Zn);
constant integer d = UInt(Zd);
constant integer shift = UInt(tsize:imm3) - esize;
```

Assembler Symbols

<Zd> Is the name of the destination scalable vector register, encoded in the "Zd" field.

<T> Is the size specifier, encoded in “tszh:tszl”:

tszh	tszl	<T>
0	00	RESERVED
0	01	H
0	1x	S
1	xx	D

<Zn> Is the name of the source scalable vector register, encoded in the "Zn" field.

<Tb> Is the size specifier, encoded in “tszh:tszl”:

tszh	tszl	<Tb>
0	00	RESERVED
0	01	B
0	1x	H
1	xx	S

<const> Is the immediate shift amount, in the range 0 to number of bits per element minus 1, encoded in "tszh:tszl:imm3".

Operation

```
CheckSVEEnabled();
constant integer VL = CurrentVL;
constant integer elements = VL DIV (2 * esize);
constant bits(VL) operand = Z[n, VL];
bits(VL) result;

for e = 0 to elements-1
    constant bits(esize) element = Elem[operand, 2*e + 0, esize];
    constant integer shifted_value = UInt(element) << shift;
    Elem[result, e, 2*esize] = shifted_value<2*esize-1:0>;

Z[d, VL] = result;
```

Operational information

If PSTATE.DIT is 1:

- The execution time of this instruction is independent of:
 - The values of the data supplied in any of its registers.
 - The values of the NZCV flags.
- The response of this instruction to asynchronous exceptions does not vary based on:
 - The values of the data supplied in any of its registers.
 - The values of the NZCV flags.

Internal version only: aarchmrs v2025-03_rel, pseudocode v2025-03_rel ; Build timestamp: 2025-03-21T17:41

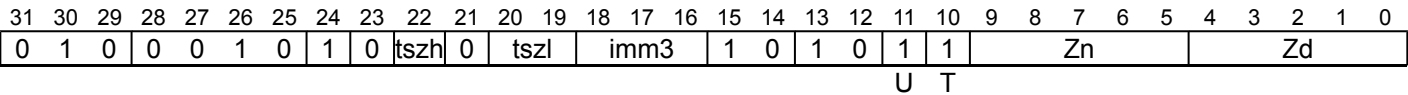
Copyright © 2010-2025 Arm Limited or its affiliates. All rights reserved. This document is Non-Confidential.

USHLLT

Unsigned shift left long by immediate (top)

Shift left by immediate each odd-numbered unsigned element of the source vector, and place the results in the overlapping double-width elements of the destination vector. The immediate shift amount is an unsigned value in the range 0 to number of bits per element minus 1. This instruction is unpredicated.

SVE2 (FEAT_SVE2 || FEAT_SME)



Encoding

```
USHLLT <Zd>.<T>, <Zn>.<Tb>, #<const>
```

Decode for this encoding

```
if !IsFeatureImplemented(FEAT_SVE2) && !IsFeatureImplemented(FEAT_SME) then
    EndOfDecode(Decode_UNDEF);
constant bits(3) tsize = tszh:tszl;
if tsize == '000' then EndOfDecode(Decode_UNDEF);
constant integer esize = 8 << HighestSetBit(tsize);
constant integer n = UInt(Zn);
constant integer d = UInt(Zd);
constant integer shift = UInt(tsize:imm3) - esize;
```

Assembler Symbols

<Zd> Is the name of the destination scalable vector register, encoded in the "Zd" field.

<T> Is the size specifier, encoded in “tszh:tszl”:

tszh	tszl	<T>
0	00	RESERVED
0	01	H
0	1x	S
1	xx	D

<Zn> Is the name of the source scalable vector register, encoded in the "Zn" field.

<Tb> Is the size specifier, encoded in “tszh:tszl”:

tszh	tszl	<Tb>
0	00	RESERVED
0	01	B
0	1x	H
1	xx	S

<const> Is the immediate shift amount, in the range 0 to number of bits per element minus 1, encoded in "tszh:tszl:imm3".

Operation

```
CheckSVEEnabled();
constant integer VL = CurrentVL;
constant integer elements = VL DIV (2 * esize);
constant bits(VL) operand = Z[n, VL];
bits(VL) result;

for e = 0 to elements-1
    constant bits(esize) element = Elem[operand, 2*e + 1, esize];
    constant integer shifted_value = UInt(element) << shift;
    Elem[result, e, 2*esize] = shifted_value<2*esize-1:0>;

Z[d, VL] = result;
```

Operational information

If PSTATE.DIT is 1:

- The execution time of this instruction is independent of:
 - The values of the data supplied in any of its registers.
 - The values of the NZCV flags.
- The response of this instruction to asynchronous exceptions does not vary based on:
 - The values of the data supplied in any of its registers.
 - The values of the NZCV flags.

Internal version only: aarchmrs v2025-03_rel, pseudocode v2025-03_rel ; Build timestamp: 2025-03-21T17:41

Copyright © 2010-2025 Arm Limited or its affiliates. All rights reserved. This document is Non-Confidential.

USMMLA

Unsigned by signed 8-bit integer matrix multiply-accumulate to 32-bit integer

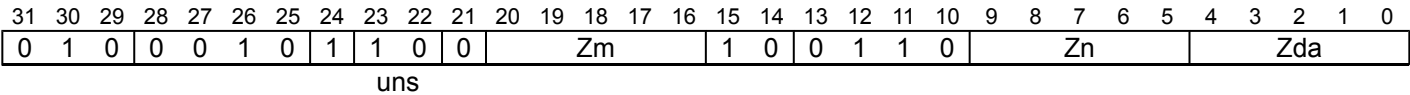
The unsigned by signed integer matrix multiply-accumulate instruction multiplies the 2×8 matrix of unsigned 8-bit integer values held in each 128-bit segment of the first source vector by the 8×2 matrix of signed 8-bit integer values in the corresponding segment of the second source vector. The resulting 2×2 widened 32-bit integer matrix product is then destructively added to the 32-bit integer matrix accumulator held in the corresponding segment of the addend and destination vector. This is equivalent to performing an 8-way dot product per destination element.

This instruction is unpredicated.

ID_AA64ZFR0_EL1.I8MM indicates whether this instruction is implemented.

This instruction is illegal when executed in Streaming SVE mode, unless FEAT_SME_FA64 is implemented and enabled.

SVE (FEAT_SVE && FEAT_I8MM)



Encoding

USMMLA <Zda>.S, <Zn>.B, <Zm>.B

Decode for this encoding

```
if !IsFeatureImplemented(FEAT_SVE) || !IsFeatureImplemented(FEAT_I8MM) then
    EndOfDecode(Decode_UNDEF);
constant integer n = UInt(Zn);
constant integer m = UInt(Zm);
constant integer da = UInt(Zda);
constant boolean op1_unsigned = TRUE;
constant boolean op2_unsigned = FALSE;
```

Assembler Symbols

- <Zda> Is the name of the third source and destination scalable vector register, encoded in the "Zda" field.
- <Zn> Is the name of the first source scalable vector register, encoded in the "Zn" field.
- <Zm> Is the name of the second source scalable vector register, encoded in the "Zm" field.

Operation

```
CheckNonStreamingSVEEnabled();
constant integer VL = CurrentVL;
constant integer segments = VL DIV 128;
constant bits(VL) operand1 = Z[n, VL];
constant bits(VL) operand2 = Z[m, VL];
constant bits(VL) operand3 = Z[da, VL];
bits(VL) result = Zeros(VL);
bits(128) op1, op2;
bits(128) res, addend;

for s = 0 to segments-1
    op1 = Elem[operand1, s, 128];
    op2 = Elem[operand2, s, 128];
    addend = Elem[operand3, s, 128];
    res = MatMulAdd(addend, op1, op2, op1_unsigned, op2_unsigned);
    Elem[result, s, 128] = res;

Z[da, VL] = result;
```

Operational information

If PSTATE.DIT is 1:

- The execution time of this instruction is independent of:
 - The values of the data supplied in any of its registers.
 - The values of the NZCV flags.
- The response of this instruction to asynchronous exceptions does not vary based on:
 - The values of the data supplied in any of its registers.
 - The values of the NZCV flags.

This instruction might be immediately preceded in program order by a `MOVPRFX` instruction. The `MOVPRFX` must conform to all of the following requirements, otherwise the behavior of the `MOVPRFX` and this instruction is **CONSTRAINED UNPREDICTABLE**:

- The `MOVPRFX` must be unpredicated.
- The `MOVPRFX` must specify the same destination register as this instruction.
- The destination register must not refer to architectural register state referenced by any other source operand register of this instruction.

Internal version only: aarchmrs v2025-03_rel, pseudocode v2025-03_rel ; Build timestamp: 2025-03-21T17:41

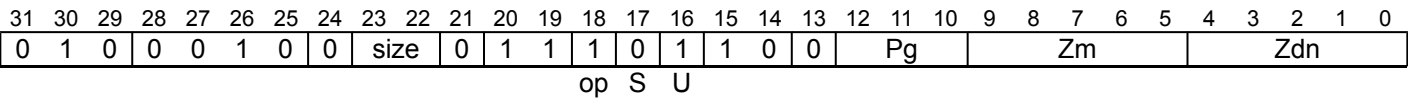
Copyright © 2010-2025 Arm Limited or its affiliates. All rights reserved. This document is Non-Confidential.

USQADD

Unsigned saturating addition of signed value

Add active signed elements of the source vector to the corresponding unsigned elements of the addend vector, and destructively place the results in the corresponding elements of the addend vector. Each result element is saturated to the N-bit element's unsigned integer range 0 to (2^N)-1. Inactive elements in the destination vector register remain unmodified.

SVE2
(FEAT_SVE2 || FEAT_SME)



Encoding

USQADD <Zdn>.<T>, <Pg>/M, <Zdn>.<T>, <Zm>.<T>

Decode for this encoding

```
if !IsFeatureImplemented(FEAT_SVE2) && !IsFeatureImplemented(FEAT_SME) then
    EndOfDecode(Decode_UNDEF);
constant integer esize = 8 << UInt(size);
constant integer g = UInt(Pg);
constant integer dn = UInt(Zdn);
constant integer m = UInt(Zm);
```

Assembler Symbols

<Zdn> Is the name of the first source and destination scalable vector register, encoded in the "Zdn" field.

<T> Is the size specifier, encoded in "size":

size	<T>
00	B
01	H
10	S
11	D

<Pg> Is the name of the governing scalable predicate register P0-P7, encoded in the "Pg" field.

<Zm> Is the name of the second source scalable vector register, encoded in the "Zm" field.

Operation

```
CheckSVEEnabled();
constant integer VL = CurrentVL;
constant integer PL = VL DIV 8;
constant integer elements = VL DIV esize;
constant bits(PL) mask = P[g, PL];
constant bits(VL) operand1 = Z[dn, VL];
constant bits(VL) operand2 = if AnyActiveElement(mask, esize) then Z[m, VL] else Zeros(VL);
bits(VL) result;

for e = 0 to elements-1
    constant bits(esize) element1 = Elem[operand1, e, esize];
    constant bits(esize) element2 = Elem[operand2, e, esize];
    if ActivePredicateElement(mask, e, esize) then
        Elem[result, e, esize] = UnsignedSat(UInt(element1) + SInt(element2), esize);
    else
        Elem[result, e, esize] = Elem[operand1, e, esize];

Z[dn, VL] = result;
```

Operational information

This instruction might be immediately preceded in program order by a MOVPRFX instruction. The MOVPRFX must conform to all of the following requirements, otherwise the behavior of the MOVPRFX and this instruction is CONSTRAINED UNPREDICTABLE:

- The MOVPRFX can be predicated or unpredicated.
- A predicated MOVPRFX must use the same governing predicate register as this instruction.
- A predicated MOVPRFX must use the larger of the destination element size and first source element size in the preferred disassembly of this instruction.
- The MOVPRFX must specify the same destination register as this instruction.
- The destination register must not refer to architectural register state referenced by any other source operand register of this instruction.

Internal version only: aarchmrs v2025-03_rel, pseudocode v2025-03_rel ; Build timestamp: 2025-03-21T17:41

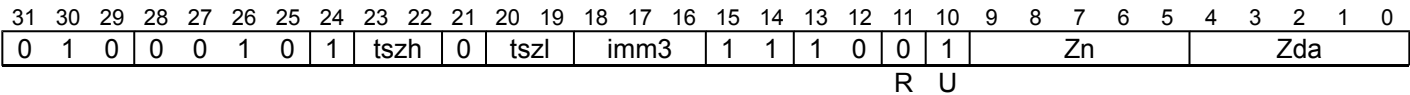
Copyright © 2010-2025 Arm Limited or its affiliates. All rights reserved. This document is Non-Confidential.

USRA

Unsigned shift right and accumulate (immediate)

Shift right by immediate each unsigned element of the source vector, inserting zeroes, and add the truncated intermediate result destructively to the corresponding elements of the addend vector. The immediate shift amount is an unsigned value in the range 1 to number of bits per element. This instruction is unpredicated.

SVE2
(FEAT_SVE2 || FEAT_SME)



Encoding

USRA <Zda>.<T>, <Zn>.<T>, #<const>

Decode for this encoding

```
if !IsFeatureImplemented(FEAT_SVE2) && !IsFeatureImplemented(FEAT_SME) then
    EndOfDecode(Decode_UNDEF);
constant bits(4) tsize = tszh:tszl;
if tsize == '0000' then EndOfDecode(Decode_UNDEF);
constant integer esize = 8 << HighestSetBit(tsize);
constant integer n = UInt(Zn);
constant integer da = UInt(Zda);
constant integer shift = (2 * esize) - UInt(tsize:imm3);
```

Assembler Symbols

<Zda> Is the name of the third source and destination scalable vector register, encoded in the "Zda" field.

<T> Is the size specifier, encoded in "tszh:tszl":

tszh	tszl	<T>
00	00	RESERVED
00	01	B
00	1x	H
01	xx	S
1x	xx	D

<Zn> Is the name of the first source scalable vector register, encoded in the "Zn" field.

<const> Is the immediate shift amount, in the range 1 to number of bits per element, encoded in "tszh:tszl:imm3".

Operation

```
CheckSVEEnabled();
constant integer VL = CurrentVL;
constant integer elements = VL DIV esize;
constant bits(VL) operand1 = Z[n, VL];
constant bits(VL) operand2 = Z[da, VL];
bits(VL) result;

for e = 0 to elements-1
    constant integer element = UInt(Elem[operand1, e, esize]) >> shift;
    Elem[result, e, esize] = Elem[operand2, e, esize] + element<esize-1:0>;
Z[da, VL] = result;
```

Operational information

If PSTATE.DIT is 1:

- The execution time of this instruction is independent of:
 - The values of the data supplied in any of its registers.
 - The values of the NZCV flags.
- The response of this instruction to asynchronous exceptions does not vary based on:
 - The values of the data supplied in any of its registers.
 - The values of the NZCV flags.

This instruction might be immediately preceded in program order by a `MOVPRFX` instruction. The `MOVPRFX` must conform to all of the following requirements, otherwise the behavior of the `MOVPRFX` and this instruction is **CONSTRAINED UNPREDICTABLE**:

- The `MOVPRFX` must be unpredicated.
- The `MOVPRFX` must specify the same destination register as this instruction.
- The destination register must not refer to architectural register state referenced by any other source operand register of this instruction.

Internal version only: aarchmrs v2025-03_rel, pseudocode v2025-03_rel ; Build timestamp: 2025-03-21T17:41

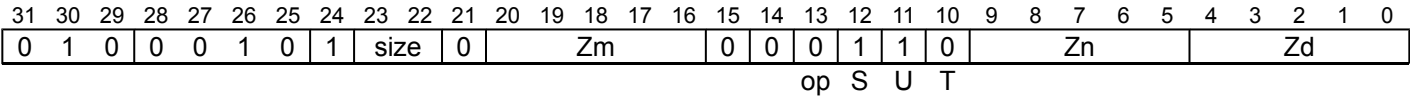
Copyright © 2010-2025 Arm Limited or its affiliates. All rights reserved. This document is Non-Confidential.

USUBLB

Unsigned subtract long (bottom)

Subtract the even-numbered unsigned elements of the second source vector from the corresponding unsigned elements of the first source vector, and place the results in the overlapping double-width elements of the destination vector. This instruction is unpredicated.

SVE2
(FEAT_SVE2 || FEAT_SME)



Encoding

USUBLB <Zd>.<T>, <Zn>.<Tb>, <Zm>.<Tb>

Decode for this encoding

```
if !IsFeatureImplemented(FEAT_SVE2) && !IsFeatureImplemented(FEAT_SME) then
    EndOfDecode(Decode_UNDEF);
if size == '00' then EndOfDecode(Decode_UNDEF);
constant integer esize = 8 << UInt(size);
constant integer n = UInt(Zn);
constant integer m = UInt(Zm);
constant integer d = UInt(Zd);
constant integer sel1 = 0;
constant integer sel2 = 0;
constant boolean unsigned = TRUE;
```

Assembler Symbols

<Zd> Is the name of the destination scalable vector register, encoded in the "Zd" field.

<T> Is the size specifier, encoded in “size”:

size	<T>
00	RESERVED
01	H
10	S
11	D

<Zn> Is the name of the first source scalable vector register, encoded in the "Zn" field.

<Tb> Is the size specifier, encoded in “size”:

size	<Tb>
00	RESERVED
01	B
10	H
11	S

<Zm> Is the name of the second source scalable vector register, encoded in the "Zm" field.

Operation

```
CheckSVEEnabled();
constant integer VL = CurrentVL;
constant integer elements = VL DIV esize;
constant bits(VL) operand1 = Z[n, VL];
constant bits(VL) operand2 = Z[m, VL];
bits(VL) result;

for e = 0 to elements-1
    constant integer element1 = Int(Elem[operand1, 2*e + sel1, esize DIV 2], unsigned);
    constant integer element2 = Int(Elem[operand2, 2*e + sel2, esize DIV 2], unsigned);
    constant integer res = element1 - element2;
    Elem[result, e, esize] = res<esize-1:0>;

Z[d, VL] = result;
```

Operational information

If PSTATE.DIT is 1:

- The execution time of this instruction is independent of:
 - The values of the data supplied in any of its registers.
 - The values of the NZCV flags.
- The response of this instruction to asynchronous exceptions does not vary based on:
 - The values of the data supplied in any of its registers.
 - The values of the NZCV flags.

Internal version only: aarchmrs v2025-03_rel, pseudocode v2025-03_rel ; Build timestamp: 2025-03-21T17:41

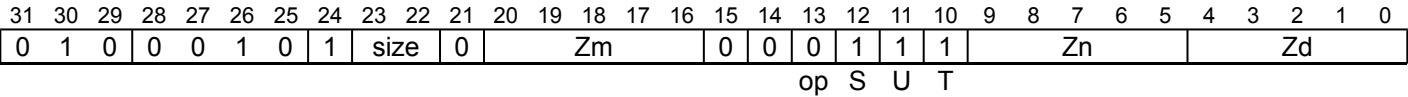
Copyright © 2010-2025 Arm Limited or its affiliates. All rights reserved. This document is Non-Confidential.

USUBLT

Unsigned subtract long (top)

Subtract the odd-numbered unsigned elements of the second source vector from the corresponding unsigned elements of the first source vector, and place the results in the overlapping double-width elements of the destination vector. This instruction is unpredicated.

SVE2
(FEAT_SVE2 || FEAT_SME)



Encoding

```
USUBLT <Zd>.<T>, <Zn>.<Tb>, <Zm>.<Tb>
```

Decode for this encoding

```
if !IsFeatureImplemented(FEAT_SVE2) && !IsFeatureImplemented(FEAT_SME) then
    EndOfDecode(Decode_UNDEF);
if size == '00' then EndOfDecode(Decode_UNDEF);
constant integer esize = 8 << UInt(size);
constant integer n = UInt(Zn);
constant integer m = UInt(Zm);
constant integer d = UInt(Zd);
constant integer sel1 = 1;
constant integer sel2 = 1;
constant boolean unsigned = TRUE;
```

Assembler Symbols

<Zd> Is the name of the destination scalable vector register, encoded in the "Zd" field.

<T> Is the size specifier, encoded in “size”:

size	<T>
00	RESERVED
01	H
10	S
11	D

<Zn> Is the name of the first source scalable vector register, encoded in the "Zn" field.

<Tb> Is the size specifier, encoded in “size”:

size	<Tb>
00	RESERVED
01	B
10	H
11	S

<Zm> Is the name of the second source scalable vector register, encoded in the "Zm" field.

Operation

```
CheckSVEEnabled();
constant integer VL = CurrentVL;
constant integer elements = VL DIV esize;
constant bits(VL) operand1 = Z[n, VL];
constant bits(VL) operand2 = Z[m, VL];
bits(VL) result;

for e = 0 to elements-1
    constant integer element1 = Int(Elem[operand1, 2*e + sel1, esize DIV 2], unsigned);
    constant integer element2 = Int(Elem[operand2, 2*e + sel2, esize DIV 2], unsigned);
    constant integer res = element1 - element2;
    Elem[result, e, esize] = res<esize-1:0>;

Z[d, VL] = result;
```

Operational information

If PSTATE.DIT is 1:

- The execution time of this instruction is independent of:
 - The values of the data supplied in any of its registers.
 - The values of the NZCV flags.
- The response of this instruction to asynchronous exceptions does not vary based on:
 - The values of the data supplied in any of its registers.
 - The values of the NZCV flags.

Internal version only: aarchmrs v2025-03_rel, pseudocode v2025-03_rel ; Build timestamp: 2025-03-21T17:41

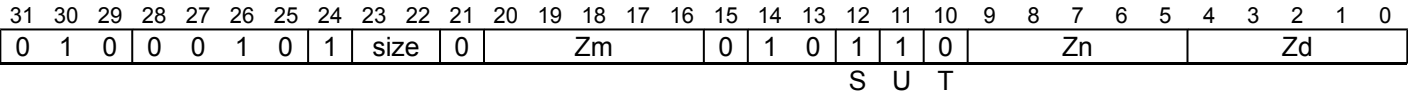
Copyright © 2010-2025 Arm Limited or its affiliates. All rights reserved. This document is Non-Confidential.

USUBWB

Unsigned subtract wide (bottom)

Subtract the even-numbered unsigned elements of the second source vector from the overlapping double-width elements of the first source vector and place the results in the corresponding double-width elements of the destination vector. This instruction is unpredicated.

SVE2
(FEAT_SVE2 || FEAT_SME)



Encoding

```
USUBWB <Zd>.<T>, <Zn>.<T>, <Zm>.<Tb>
```

Decode for this encoding

```
if !IsFeatureImplemented(FEAT_SVE2) && !IsFeatureImplemented(FEAT_SME) then
    EndOfDecode(Decode_UNDEF);
if size == '00' then EndOfDecode(Decode_UNDEF);
constant integer esize = 8 << UInt(size);
constant integer n = UInt(Zn);
constant integer m = UInt(Zm);
constant integer d = UInt(Zd);
```

Assembler Symbols

<Zd> Is the name of the destination scalable vector register, encoded in the "Zd" field.

<T> Is the size specifier, encoded in “size”:

size	<T>
00	RESERVED
01	H
10	S
11	D

<Zn> Is the name of the first source scalable vector register, encoded in the "Zn" field.

<Zm> Is the name of the second source scalable vector register, encoded in the "Zm" field.

<Tb> Is the size specifier, encoded in “size”:

size	<Tb>
00	RESERVED
01	B
10	H
11	S

Operation

```
CheckSVEEnabled();
constant integer VL = CurrentVL;
constant integer elements = VL DIV esize;
constant bits(VL) operand1 = Z[n, VL];
constant bits(VL) operand2 = Z[m, VL];
bits(VL) result;

for e = 0 to elements-1
    constant integer element1 = UInt(Elem[operand1, e, esize]);
    constant integer element2 = UInt(Elem[operand2, 2*e + 0, esize DIV 2]);
    Elem[result, e, esize] = (element1 - element2)<esize-1:0>;

Z[d, VL] = result;
```

Operational information

If PSTATE.DIT is 1:

- The execution time of this instruction is independent of:
 - The values of the data supplied in any of its registers.
 - The values of the NZCV flags.
- The response of this instruction to asynchronous exceptions does not vary based on:
 - The values of the data supplied in any of its registers.
 - The values of the NZCV flags.

Internal version only: aarchmrs v2025-03_rel, pseudocode v2025-03_rel ; Build timestamp: 2025-03-21T17:41

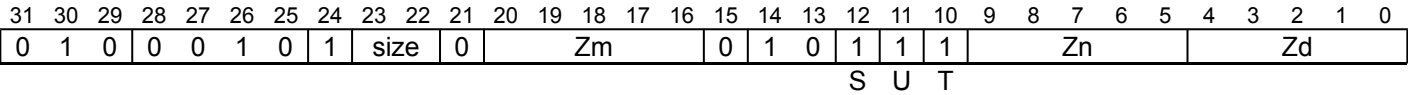
Copyright © 2010-2025 Arm Limited or its affiliates. All rights reserved. This document is Non-Confidential.

USUBWT

Unsigned subtract wide (top)

Subtract the odd-numbered unsigned elements of the second source vector from the overlapping double-width elements of the first source vector and place the results in the corresponding double-width elements of the destination vector. This instruction is unpredicated. This instruction is unpredicated.

SVE2
(FEAT_SVE2 || FEAT_SME)



Encoding

USUBWT <Zd>.<T>, <Zn>.<T>, <Zm>.<Tb>

Decode for this encoding

```
if !IsFeatureImplemented(FEAT_SVE2) && !IsFeatureImplemented(FEAT_SME) then
    EndOfDecode(Decode_UNDEF);
if size == '00' then EndOfDecode(Decode_UNDEF);
constant integer esize = 8 << UInt(size);
constant integer n = UInt(Zn);
constant integer m = UInt(Zm);
constant integer d = UInt(Zd);
```

Assembler Symbols

<Zd> Is the name of the destination scalable vector register, encoded in the "Zd" field.

<T> Is the size specifier, encoded in “size”:

size	<T>
00	RESERVED
01	H
10	S
11	D

<Zn> Is the name of the first source scalable vector register, encoded in the "Zn" field.

<Zm> Is the name of the second source scalable vector register, encoded in the "Zm" field.

<Tb> Is the size specifier, encoded in “size”:

size	<Tb>
00	RESERVED
01	B
10	H
11	S

Operation

```
CheckSVEEnabled();
constant integer VL = CurrentVL;
constant integer elements = VL DIV esize;
constant bits(VL) operand1 = Z[n, VL];
constant bits(VL) operand2 = Z[m, VL];
bits(VL) result;

for e = 0 to elements-1
    constant integer element1 = UInt(Elem[operand1, e, esize]);
    constant integer element2 = UInt(Elem[operand2, 2*e + 1, esize DIV 2]);
    Elem[result, e, esize] = (element1 - element2)<esize-1:0>;

Z[d, VL] = result;
```

Operational information

If PSTATE.DIT is 1:

- The execution time of this instruction is independent of:
 - The values of the data supplied in any of its registers.
 - The values of the NZCV flags.
- The response of this instruction to asynchronous exceptions does not vary based on:
 - The values of the data supplied in any of its registers.
 - The values of the NZCV flags.

Internal version only: aarchmrs v2025-03_rel, pseudocode v2025-03_rel ; Build timestamp: 2025-03-21T17:41

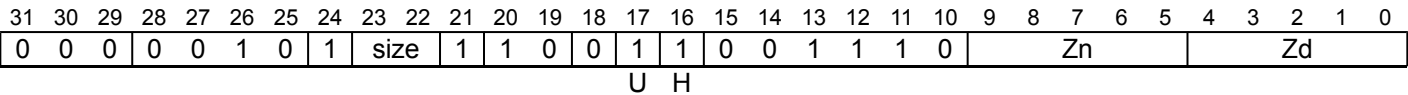
Copyright © 2010-2025 Arm Limited or its affiliates. All rights reserved. This document is Non-Confidential.

UUNPKHI, UUNPKLO

Unsigned unpack and extend half of vector

Unpack elements from the lowest or highest half of the source vector and then zero-extend them to place in elements of twice their size within the destination vector. This instruction is unpredicated.
It has encodings from 2 classes: [High half](#) and [Low half](#)

High half (FEAT_SVE || FEAT_SME)



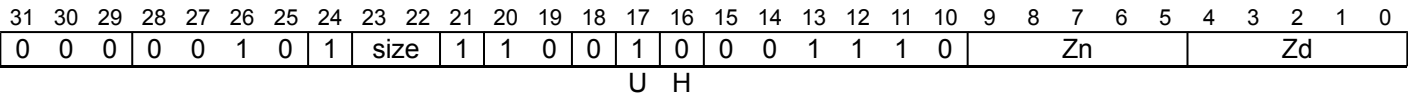
Encoding

UUNPKHI <Zd>.<T>, <Zn>.<Tb>

Decode for this encoding

```
if !IsFeatureImplemented(FEAT_SVE) && !IsFeatureImplemented(FEAT_SME) then
    EndOfDecode(Decode_UNDEF);
if size == '00' then EndOfDecode(Decode_UNDEF);
constant integer esize = 8 << UInt(size);
constant integer n = UInt(Zn);
constant integer d = UInt(Zd);
constant boolean unsigned = TRUE;
constant boolean hi = TRUE;
```

Low half (FEAT_SVE || FEAT_SME)



Encoding

UUNPKLO <Zd>.<T>, <Zn>.<Tb>

Decode for this encoding

```
if !IsFeatureImplemented(FEAT_SVE) && !IsFeatureImplemented(FEAT_SME) then
    EndOfDecode(Decode_UNDEF);
if size == '00' then EndOfDecode(Decode_UNDEF);
constant integer esize = 8 << UInt(size);
constant integer n = UInt(Zn);
constant integer d = UInt(Zd);
constant boolean unsigned = TRUE;
constant boolean hi = FALSE;
```

Assembler Symbols

- <Zd> Is the name of the destination scalable vector register, encoded in the "Zd" field.
- <T> Is the size specifier, encoded in “size”:

size	<T>
00	RESERVED
01	H
10	S
11	D

<Zn> Is the name of the source scalable vector register, encoded in the "Zn" field.

<Tb> Is the size specifier, encoded in "size":

size	<Tb>
00	RESERVED
01	B
10	H
11	S

Operation

```

CheckSVEEnabled();
constant integer VL = CurrentVL;
constant integer elements = VL DIV esize;
constant integer hsize = esize DIV 2;
constant integer offset = if hi then elements else 0;
constant bits(VL) operand = Z[n, VL];
bits(VL) result;

for e = 0 to elements-1
    constant bits(hsize) element = Elem[operand, e + offset, hsize];
    Elem[result, e, esize] = Extend(element, esize, unsigned);

Z[d, VL] = result;

```

Operational information

If PSTATE.DIT is 1:

- The execution time of this instruction is independent of:
 - The values of the data supplied in any of its registers.
 - The values of the NZCV flags.
- The response of this instruction to asynchronous exceptions does not vary based on:
 - The values of the data supplied in any of its registers.
 - The values of the NZCV flags.

Internal version only: aarchmrs v2025-03_rel, pseudocode v2025-03_rel ; Build timestamp: 2025-03-21T17:41

Copyright © 2010-2025 Arm Limited or its affiliates. All rights reserved. This document is Non-Confidential.

UXTB, UXTH, UXTW

Unsigned byte / halfword / word extend (predicated)

Zero-extend the least-significant sub-element of each active element of the source vector, and place the results in the corresponding elements of the destination vector. Inactive elements in the destination vector register remain unmodified or are set to zero, depending on whether merging or zeroing predication is selected.

It has encodings from 6 classes: [Byte, merging](#) , [Byte, zeroing](#) , [Halfword, merging](#) , [Halfword, zeroing](#) , [Word, merging](#) and [Word, zeroing](#)

Byte, merging
(FEAT_SVE || FEAT_SME)

31	30	29	28	27	26	25	24	23	22	21	20	19	18	17	16	15	14	13	12	11	10	9	8	7	6	5	4	3	2	1	0
0	0	0	0	0	1	0	0	size	0	1	0	0	0	1	1	0	1		Pg												
M											U																				

Encoding

UXTB <Zd>.<T>, <Pg>/M, <Zn>.<T>

Decode for this encoding

```
if !IsFeatureImplemented(FEAT_SVE) && !IsFeatureImplemented(FEAT_SME) then
    EndOfDecode(Decode_UNDEF);
if size == '00' then EndOfDecode(Decode_UNDEF);
constant integer esize = 8 << UInt(size);
constant integer s_esize = 8;
constant integer g = UInt(Pg);
constant integer n = UInt(Zn);
constant integer d = UInt(Zd);
constant boolean unsigned = TRUE;
constant boolean merging = TRUE;
```

Byte, zeroing
(FEAT_SVE2p2 || FEAT_SME2p2)

31	30	29	28	27	26	25	24	23	22	21	20	19	18	17	16	15	14	13	12	11	10	9	8	7	6	5	4	3	2	1	0
0	0	0	0	0	1	0	0	size	0	0	0	0	0	1	1	0	1		Pg												
M											U																				

Encoding

UXTB <Zd>.<T>, <Pg>/Z, <Zn>.<T>

Decode for this encoding

```
if !IsFeatureImplemented(FEAT_SVE2p2) && !IsFeatureImplemented(FEAT_SME2p2) then
    EndOfDecode(Decode_UNDEF);
if size == '00' then EndOfDecode(Decode_UNDEF);
constant integer esize = 8 << UInt(size);
constant integer s_esize = 8;
constant integer g = UInt(Pg);
constant integer n = UInt(Zn);
constant integer d = UInt(Zd);
constant boolean unsigned = TRUE;
constant boolean merging = FALSE;
```

Halfword, merging
(FEAT_SVE || FEAT_SME)

31	30	29	28	27	26	25	24	23	22	21	20	19	18	17	16	15	14	13	12	11	10	9	8	7	6	5	4	3	2	1	0
0	0	0	0	0	1	0	0	size	0	1	0	0	1	1	1	0	1		Pg												
										M					U																

Encoding

UXTH <Zd>.<T>, <Pg>/M, <Zn>.<T>

Decode for this encoding

```
if !IsFeatureImplemented(FEAT_SVE) && !IsFeatureImplemented(FEAT_SME) then
    EndOfDecode(Decode_UNDEF);
if size IN {'0x'} then EndOfDecode(Decode_UNDEF);
constant integer esize = 8 << UInt(size);
constant integer s_esign = 16;
constant integer g = UInt(Pg);
constant integer n = UInt(Zn);
constant integer d = UInt(Zd);
constant boolean unsigned = TRUE;
constant boolean merging = TRUE;
```

Halfword, zeroing
(FEAT_SVE2p2 || FEAT_SME2p2)

31	30	29	28	27	26	25	24	23	22	21	20	19	18	17	16	15	14	13	12	11	10	9	8	7	6	5	4	3	2	1	0
0	0	0	0	0	1	0	0	size	0	0	0	0	1	1	1	0	1		Pg												
										M					U																

Encoding

UXTH <Zd>.<T>, <Pg>/Z, <Zn>.<T>

Decode for this encoding

```
if !IsFeatureImplemented(FEAT_SVE2p2) && !IsFeatureImplemented(FEAT_SME2p2) then
    EndOfDecode(Decode_UNDEF);
if size IN {'0x'} then EndOfDecode(Decode_UNDEF);
constant integer esize = 8 << UInt(size);
constant integer s_esign = 16;
constant integer g = UInt(Pg);
constant integer n = UInt(Zn);
constant integer d = UInt(Zd);
constant boolean unsigned = TRUE;
constant boolean merging = FALSE;
```

Word, merging
(FEAT_SVE || FEAT_SME)

31	30	29	28	27	26	25	24	23	22	21	20	19	18	17	16	15	14	13	12	11	10	9	8	7	6	5	4	3	2	1	0
0	0	0	0	0	1	0	0	size	0	1	0	1	0	1	1	0	1		Pg												
										M					U																

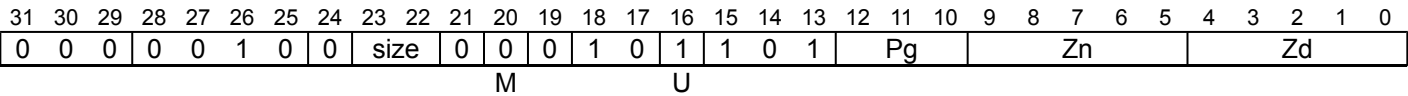
Encoding

UXTW <Zd>.D, <Pg>/M, <Zn>.D

Decode for this encoding

```
if !IsFeatureImplemented(FEAT_SVE) && !IsFeatureImplemented(FEAT_SME) then
    EndOfDecode(Decode_UNDEF);
if size != '11' then EndOfDecode(Decode_UNDEF);
constant integer esize = 8 << UInt(size);
constant integer s_esign = 32;
constant integer g = UInt(Pg);
constant integer n = UInt(Zn);
constant integer d = UInt(Zd);
constant boolean unsigned = TRUE;
constant boolean merging = TRUE;
```

Word, zeroing
(FEAT_SVE2p2 || FEAT_SME2p2)



Encoding

UXTW <Zd>.D, <Pg>/Z, <Zn>.D

Decode for this encoding

```
if !IsFeatureImplemented(FEAT_SVE2p2) && !IsFeatureImplemented(FEAT_SME2p2) then
    EndOfDecode(Decode_UNDEF);
if size != '11' then EndOfDecode(Decode_UNDEF);
constant integer esize = 8 << UInt(size);
constant integer s_esign = 32;
constant integer g = UInt(Pg);
constant integer n = UInt(Zn);
constant integer d = UInt(Zd);
constant boolean unsigned = TRUE;
constant boolean merging = FALSE;
```

Assembler Symbols

<Zd> Is the name of the destination scalable vector register, encoded in the "Zd" field.

<T> For the "Byte, merging" and "Byte, zeroing" variants: is the size specifier, encoded in "size":

size	<T>
00	RESERVED
01	H
10	S
11	D

For the "Halfword, merging" and "Halfword, zeroing" variants: is the size specifier, encoded in "size<0>":

size<0>	<T>
0	S
1	D

<Pg> Is the name of the governing scalable predicate register P0-P7, encoded in the "Pg" field.

<Zn> Is the name of the source scalable vector register, encoded in the "Zn" field.

Operation

```
CheckSVEEnabled();
constant integer VL = CurrentVL;
constant integer PL = VL DIV 8;
constant integer elements = VL DIV esize;
constant bits(PL) mask = P[g, PL];
constant bits(VL) operand = if AnyActiveElement(mask, esize) then Z[n, VL] else Zeros(VL);
bits(VL) result = if merging then Z[d, VL] else Zeros(VL);

for e = 0 to elements-1
    if ActivePredicateElement(mask, e, esize) then
        constant bits(esize) element = Elem[operand, e, esize];
        Elem[result, e, esize] = Extend(element<s_esize-1:0>, esize, unsigned);

Z[d, VL] = result;
```

Operational information

If PSTATE.DIT is 1:

- The execution time of this instruction is independent of:
 - The values of the data supplied in any of its operand registers when its governing predicate register contains the same value for each execution.
 - The values of the NZCV flags.
- The response of this instruction to asynchronous exceptions does not vary based on:
 - The values of the data supplied in any of its operand registers when its governing predicate register contains the same value for each execution.
 - The values of the NZCV flags.

The merging variant of this instruction might be immediately preceded in program order by a MOVPRFX instruction. The MOVPRFX must conform to all of the following requirements, otherwise the behavior of the MOVPRFX and the merging variant of this instruction is CONSTRAINED

UNPREDICTABLE:

- The MOVPRFX can be predicated or unpredicated.
- A predicated MOVPRFX must use the same governing predicate register as the merging variant this instruction.
- A predicated MOVPRFX must use the larger of the destination element size and first source element size in the preferred disassembly of the merging variant of this instruction.
- The MOVPRFX must specify the same destination register as the merging variant of this instruction.
- The destination register must not refer to architectural register state referenced by any other source operand register of the merging variant of this instruction.

Internal version only: aarchmrs v2025-03_rel, pseudocode v2025-03_rel ; Build timestamp: 2025-03-21T17:41

Copyright © 2010-2025 Arm Limited or its affiliates. All rights reserved. This document is Non-Confidential.

UZP1, UZP2 (predicates)

Concatenate even or odd elements from two predicates

Concatenate adjacent even or odd-numbered elements from the first and second source predicates and place in elements of the destination predicate. This instruction is unpredicated.

It has encodings from 2 classes: [Even](#) and [Odd](#)

Even

(FEAT_SVE || FEAT_SME)

31	30	29	28	27	26	25	24	23	22	21	20	19	18	17	16	15	14	13	12	11	10	9	8	7	6	5	4	3	2	1	0
0	0	0	0	0	1	0	1	size	1	0	Pm			0	1	0	0	1	0	0	Pn			0	Pd						
opc																				H											

Encoding

UZP1 <Pd>.<T>, <Pn>.<T>, <Pm>.<T>

Decode for this encoding

```
if !IsFeatureImplemented(FEAT_SVE) && !IsFeatureImplemented(FEAT_SME) then
    EndOfDecode(Decode_UNDEF);
constant integer esize = 8 << UInt(size);
constant integer n = UInt(Pn);
constant integer m = UInt(Pm);
constant integer d = UInt(Pd);
constant integer part = 0;
```

Odd

(FEAT_SVE || FEAT_SME)

31	30	29	28	27	26	25	24	23	22	21	20	19	18	17	16	15	14	13	12	11	10	9	8	7	6	5	4	3	2	1	0
0	0	0	0	0	1	0	1	size	1	0	Pm			0	1	0	0	1	1	0	Pn			0	Pd						
opc																				H											

Encoding

UZP2 <Pd>.<T>, <Pn>.<T>, <Pm>.<T>

Decode for this encoding

```
if !IsFeatureImplemented(FEAT_SVE) && !IsFeatureImplemented(FEAT_SME) then
    EndOfDecode(Decode_UNDEF);
constant integer esize = 8 << UInt(size);
constant integer n = UInt(Pn);
constant integer m = UInt(Pm);
constant integer d = UInt(Pd);
constant integer part = 1;
```

Assembler Symbols

- <Pd> Is the name of the destination scalable predicate register, encoded in the "Pd" field.
- <T> Is the size specifier, encoded in “size”:

size	<T>
00	B
01	H
10	S
11	D

- <Pn> Is the name of the first source scalable predicate register, encoded in the "Pn" field.
- <Pm> Is the name of the second source scalable predicate register, encoded in the "Pm" field.

Operation

```

CheckSVEEnabled();
constant integer VL = CurrentVL;
constant integer PL = VL DIV 8;
constant integer pairs = VL DIV (esize * 2);
constant bits(PL) operand1 = P[n, PL];
constant bits(PL) operand2 = P[m, PL];
bits(PL) result;

for p = 0 to pairs - 1
    Elem[result, p, esize DIV 8] = Elem[operand1, 2*p+part, esize DIV 8];

for p = 0 to pairs - 1
    Elem[result, pairs+p, esize DIV 8] = Elem[operand2, 2*p+part, esize DIV 8];

P[d, PL] = result;

```

Operational information

If PSTATE.DIT is 1:

- The execution time of this instruction is independent of:
 - The values of the data supplied in any of its registers.
 - The values of the NZCV flags.
- The response of this instruction to asynchronous exceptions does not vary based on:
 - The values of the data supplied in any of its registers.
 - The values of the NZCV flags.

Internal version only: aarchmrs v2025-03_rel, pseudocode v2025-03_rel ; Build timestamp: 2025-03-21T17:41

Copyright © 2010-2025 Arm Limited or its affiliates. All rights reserved. This document is Non-Confidential.

UZP1, UZP2 (vectors)

Concatenate even or odd elements from two vectors

Concatenate adjacent even or odd-numbered elements from the first and second source vectors and place in elements of the destination vector. This instruction is unpredicated.

Note: UZP1 is equivalent to truncating and packing each element from two source vectors into a single destination vector with elements of half the size.

The 128-bit element variant requires that the Effective SVE vector length is at least 256 bits. ID_AA64ZFR0_EL1.F64MM indicates whether the 128-bit element variant is implemented. The 128-bit element variant is illegal when executed in Streaming SVE mode, unless FEAT_SME_FA64 is implemented and enabled.

It has encodings from 4 classes: [Even](#) , [Even \(quadwords\)](#) , [Odd](#) and [Odd \(quadwords\)](#)

Even
(FEAT_SVE || FEAT_SME)

Table with 32 columns (31 to 0) and 2 rows. Row 1: 0, 0, 0, 0, 0, 1, 0, 1, size, 1, Zm, 0, 1, 1, 0, 1, 0, Zn, Zd. Row 2: H

Encoding

UZP1 <Zd>.<T>, <Zn>.<T>, <Zm>.<T>

Decode for this encoding

```
if !IsFeatureImplemented(FEAT_SVE) && !IsFeatureImplemented(FEAT_SME) then
    EndOfDecode(Decode_UNDEF);
constant integer esize = 8 << UInt(size);
constant integer n = UInt(Zn);
constant integer m = UInt(Zm);
constant integer d = UInt(Zd);
constant integer part = 0;
```

Even (quadwords)
(FEAT_F64MM)

Table with 32 columns (31 to 0) and 2 rows. Row 1: 0, 0, 0, 0, 0, 1, 0, 1, 1, 0, 1, Zm, 0, 0, 0, 0, 1, 0, Zn, Zd. Row 2: opc, H

Encoding

UZP1 <Zd>.Q, <Zn>.Q, <Zm>.Q

Decode for this encoding

```
if !IsFeatureImplemented(FEAT_F64MM) then EndOfDecode(Decode_UNDEF);
constant integer esize = 128;
constant integer n = UInt(Zn);
constant integer m = UInt(Zm);
constant integer d = UInt(Zd);
constant integer part = 0;
```

Odd
(FEAT_SVE || FEAT_SME)

Table with 32 columns (31 to 0) and 2 rows. Row 1: 0, 0, 0, 0, 0, 1, 0, 1, size, 1, Zm, 0, 1, 1, 0, 1, 1, Zn, Zd. Row 2: H

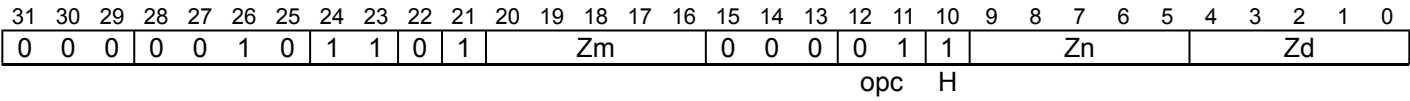
Encoding

```
UZP2 <Zd>.<T>, <Zn>.<T>, <Zm>.<T>
```

Decode for this encoding

```
if !IsFeatureImplemented(FEAT_SVE) && !IsFeatureImplemented(FEAT_SME) then
    EndOfDecode(Decode_UNDEF);
constant integer esize = 8 << UInt(size);
constant integer n = UInt(Zn);
constant integer m = UInt(Zm);
constant integer d = UInt(Zd);
constant integer part = 1;
```

Odd (quadwords)
(FEAT_F64MM)



Encoding

```
UZP2 <Zd>.Q, <Zn>.Q, <Zm>.Q
```

Decode for this encoding

```
if !IsFeatureImplemented(FEAT_F64MM) then EndOfDecode(Decode_UNDEF);
constant integer esize = 128;
constant integer n = UInt(Zn);
constant integer m = UInt(Zm);
constant integer d = UInt(Zd);
constant integer part = 1;
```

Assembler Symbols

<Zd> Is the name of the destination scalable vector register, encoded in the "Zd" field.

<T> Is the size specifier, encoded in "size":

size	<T>
00	B
01	H
10	S
11	D

<Zn> Is the name of the first source scalable vector register, encoded in the "Zn" field.

<Zm> Is the name of the second source scalable vector register, encoded in the "Zm" field.

Operation

```
if esize < 128 then CheckSVEEnabled(); else CheckNonStreamingSVEEnabled();
constant integer VL = CurrentVL;
if VL < esize * 2 then EndOfDecode(Decode\_UNDEF);
constant integer pairs = VL DIV (esize * 2);
constant bits(VL) operand1 = Z[n, VL];
constant bits(VL) operand2 = Z[m, VL];
bits(VL) result = Zeros(VL);

for p = 0 to pairs - 1
    Elem[result, p, esize] = Elem[operand1, 2*p+part, esize];

for p = 0 to pairs - 1
    Elem[result, pairs+p, esize] = Elem[operand2, 2*p+part, esize];

Z[d, VL] = result;
```

Operational information

If PSTATE.DIT is 1:

- The execution time of this instruction is independent of:
 - The values of the data supplied in any of its registers.
 - The values of the NZCV flags.
- The response of this instruction to asynchronous exceptions does not vary based on:
 - The values of the data supplied in any of its registers.
 - The values of the NZCV flags.

Internal version only: aarchmrs v2025-03_rel, pseudocode v2025-03_rel ; Build timestamp: 2025-03-21T17:41

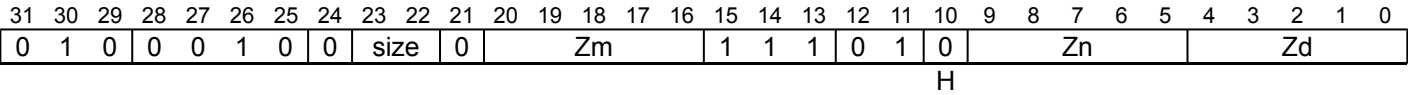
Copyright © 2010-2025 Arm Limited or its affiliates. All rights reserved. This document is Non-Confidential.

UZIPQ1

Concatenate even elements within each pair of quadword vector segments

Concatenate adjacent even-numbered elements from the corresponding 128-bit vector segments of the first and second source vectors and place in elements of the corresponding destination vector segment. This instruction is unpredicated.

SVE2
(FEAT_SVE2p1 || FEAT_SME2p1)



Encoding

```
UZIPQ1 <Zd>.<T>, <Zn>.<T>, <Zm>.<T>
```

Decode for this encoding

```
if !IsFeatureImplemented(FEAT_SVE2p1) && !IsFeatureImplemented(FEAT_SME2p1) then
    EndOfDecode(Decode_UNDEF);
constant integer esize = 8 << UInt(size);
constant integer n = UInt(Zn);
constant integer m = UInt(Zm);
constant integer d = UInt(Zd);
constant integer part = 0;
```

Assembler Symbols

<Zd> Is the name of the destination scalable vector register, encoded in the "Zd" field.

<T> Is the size specifier, encoded in "size":

size	<T>
00	B
01	H
10	S
11	D

<Zn> Is the name of the first source scalable vector register, encoded in the "Zn" field.

<Zm> Is the name of the second source scalable vector register, encoded in the "Zm" field.

Operation

```
CheckSVEEnabled();
constant integer VL = CurrentVL;
constant integer segments = VL DIV 128;
constant integer elements = 128 DIV esize;
constant integer pairs = elements DIV 2;
constant bits(VL) operand1 = Z[n, VL];
constant bits(VL) operand2 = Z[m, VL];
bits(VL) result;

for s = 0 to segments-1
    constant integer soff = s * elements;
    for p = 0 to pairs-1
        Elem[result, soff + p, esize] = Elem[operand1, soff + 2 * p + part, esize];

    for p = 0 to pairs-1
        Elem[result, soff + pairs + p, esize] = Elem[operand2, soff + 2 * p + part, esize];

Z[d, VL] = result;
```

Operational information

If PSTATE.DIT is 1:

- The execution time of this instruction is independent of:
 - The values of the data supplied in any of its registers.
 - The values of the NZCV flags.
- The response of this instruction to asynchronous exceptions does not vary based on:
 - The values of the data supplied in any of its registers.
 - The values of the NZCV flags.

Internal version only: aarchmrs v2025-03_rel, pseudocode v2025-03_rel ; Build timestamp: 2025-03-21T17:41

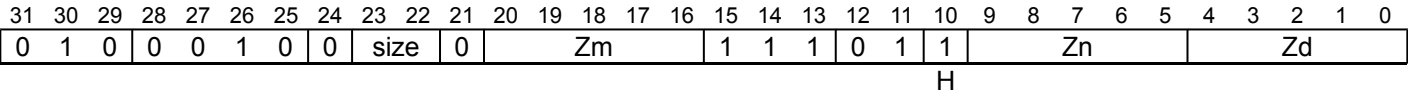
Copyright © 2010-2025 Arm Limited or its affiliates. All rights reserved. This document is Non-Confidential.

UZIPQ2

Concatenate odd elements within each pair of quadword vector segments

Concatenate adjacent odd-numbered elements from the corresponding 128-bit vector segments of the first and second source vectors and place in elements of the corresponding destination vector segment. This instruction is unpredicated.

SVE2
(FEAT_SVE2p1 || FEAT_SME2p1)



Encoding

UZIPQ2 <Zd>.<T>, <Zn>.<T>, <Zm>.<T>

Decode for this encoding

```
if !IsFeatureImplemented(FEAT_SVE2p1) && !IsFeatureImplemented(FEAT_SME2p1) then
    EndOfDecode(Decode_UNDEF);
constant integer esize = 8 << UInt(size);
constant integer n = UInt(Zn);
constant integer m = UInt(Zm);
constant integer d = UInt(Zd);
constant integer part = 1;
```

Assembler Symbols

<Zd> Is the name of the destination scalable vector register, encoded in the "Zd" field.

<T> Is the size specifier, encoded in "size":

size	<T>
00	B
01	H
10	S
11	D

<Zn> Is the name of the first source scalable vector register, encoded in the "Zn" field.

<Zm> Is the name of the second source scalable vector register, encoded in the "Zm" field.

Operation

```
CheckSVEEnabled();
constant integer VL = CurrentVL;
constant integer segments = VL DIV 128;
constant integer elements = 128 DIV esize;
constant integer pairs = elements DIV 2;
constant bits(VL) operand1 = Z[n, VL];
constant bits(VL) operand2 = Z[m, VL];
bits(VL) result;

for s = 0 to segments-1
    constant integer soff = s * elements;
    for p = 0 to pairs-1
        Elem[result, soff + p, esize] = Elem[operand1, soff + 2 * p + part, esize];

    for p = 0 to pairs-1
        Elem[result, soff + pairs + p, esize] = Elem[operand2, soff + 2 * p + part, esize];

Z[d, VL] = result;
```

Operational information

If PSTATE.DIT is 1:

- The execution time of this instruction is independent of:
 - The values of the data supplied in any of its registers.
 - The values of the NZCV flags.
- The response of this instruction to asynchronous exceptions does not vary based on:
 - The values of the data supplied in any of its registers.
 - The values of the NZCV flags.

Internal version only: aarchmrs v2025-03_rel, pseudocode v2025-03_rel ; Build timestamp: 2025-03-21T17:41

Copyright © 2010-2025 Arm Limited or its affiliates. All rights reserved. This document is Non-Confidential.

WHILEGE (predicate as counter)

While decrementing signed scalar greater than or equal to scalar (predicate-as-counter)

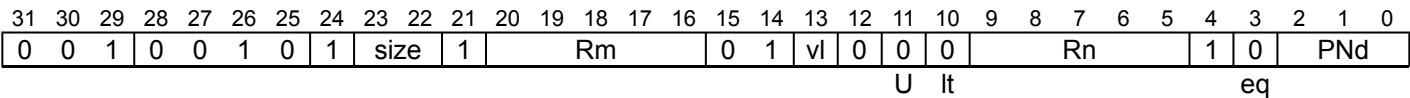
Generate a predicate for a group of two or four vectors that starting from the highest numbered element of the group is true while the decrementing value of the first, signed scalar operand is greater than or equal to the second scalar operand and false thereafter down to the lowest numbered element of the group.

If the second scalar operand is equal to the minimum signed integer value then a condition which includes an equality test can never fail and the result will be an all-true predicate.

The full width of the scalar operands is significant for the purposes of comparison, and the full width first operand is decremented by one for each destination predicate element, irrespective of the predicate result element size.

The predicate result is placed in the predicate destination register using the predicate-as-counter encoding. Sets the First (N), None (Z), !Last (C) condition flags based on the predicate result, and the V flag to zero.

SVE2
(FEAT_SME2 || FEAT_SVE2p1)



Encoding

```
WHILEGE <PNd>.<T>, <Xn>, <Xm>, <vl>
```

Decode for this encoding

```
if !IsFeatureImplemented(FEAT_SME2) && !IsFeatureImplemented(FEAT_SVE2p1) then
    EndOfDecode(Decode_UNDEF);
constant integer esize = 8 << UInt(size);
constant integer rsize = 64;
constant integer n = UInt(Rn);
constant integer m = UInt(Rm);
constant integer d = UInt('1':PNd);
constant boolean unsigned = FALSE;
constant boolean invert = TRUE;
constant CmpOp op = Cmp_GE;
constant integer width = 2 << UInt(vl);
```

Assembler Symbols

<PNd> Is the name of the destination scalable predicate register PN8-PN15, with predicate-as-counter encoding, encoded in the "PNd" field.

<T> Is the size specifier, encoded in "size":

size	<T>
00	B
01	H
10	S
11	D

<Xn> Is the 64-bit name of the first source general-purpose register, encoded in the "Rn" field.

<Xm> Is the 64-bit name of the second source general-purpose register, encoded in the "Rm" field.

<vl> Is the vl specifier, encoded in "vl":

vl	<vl>
0	VLx2
1	VLx4

Operation

```
if IsFeatureImplemented(FEAT_SVE2p1) then CheckSVEEnabled\(\); else CheckStreamingSVEEnabled\(\);
constant integer VL = CurrentVL;
constant integer PL = VL DIV 8;
constant integer elements = width * (VL DIV esize);
bits(rsize) operand1 = X[n, rsize];
constant bits(rsize) operand2 = X[m, rsize];
bits(PL) result;
boolean last = TRUE;
integer count = 0;

for e = elements-1 downto 0
    boolean cond;
    case op of
        when Cmp\_GT cond = (Int(operand1, unsigned) > Int(operand2, unsigned));
        when Cmp\_GE cond = (Int(operand1, unsigned) >= Int(operand2, unsigned));

        last = last && cond;
        if last then count = count + 1;
        operand1 = operand1 - 1;

result = EncodePredCount(esize, elements, count, invert, PL);
PSTATE.<N,Z,C,V> = PredCountTest(elements, count, invert);
P[d, PL] = result;
```

Internal version only: aarchmrs v2025-03_rel, pseudocode v2025-03_rel ; Build timestamp: 2025-03-21T17:41

Copyright © 2010-2025 Arm Limited or its affiliates. All rights reserved. This document is Non-Confidential.

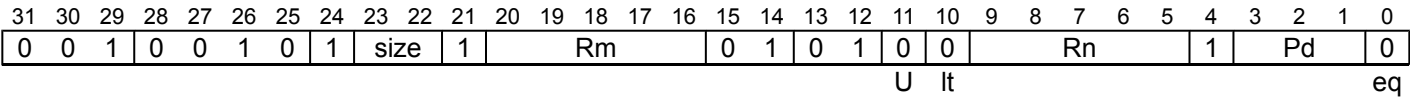
WHILEGE (predicate pair)

While decrementing signed scalar greater than or equal to scalar (pair of predicates)

Generate a pair of predicates that starting from the highest numbered element of the pair is true while the decrementing value of the first, signed scalar operand is greater than or equal to the second scalar operand and false thereafter down to the lowest numbered element of the pair. If the second scalar operand is equal to the minimum signed integer value then a condition which includes an equality test can never fail and the result will be an all-true predicate.

The full width of the scalar operands is significant for the purposes of comparison, and the full width first operand is decremented by one for each destination predicate element, irrespective of the predicate result element size. The first general-purpose source register is not itself updated. The lower-numbered elements are placed in the first predicate destination register, and the higher-numbered elements in the second predicate destination register. Sets the First (N), None (Z), !Last (C) condition flags based on the predicate result, and the V flag to zero.

SVE2
(FEAT_SME2 || FEAT_SVE2p1)



Encoding

```
WHILEGE { <Pd1>.<T>, <Pd2>.<T> }, <Xn>, <Xm>
```

Decode for this encoding

```
if !IsFeatureImplemented(FEAT_SME2) && !IsFeatureImplemented(FEAT_SVE2p1) then
    EndOfDecode(Decode_UNDEF);
constant integer esize = 8 << UInt(size);
constant integer rsize = 64;
constant integer n = UInt(Rn);
constant integer m = UInt(Rm);
constant integer d0 = UInt(Pd:'0');
constant integer d1 = UInt(Pd:'1');
constant boolean unsigned = FALSE;
constant CmpOp op = Cmp_GE;
```

Assembler Symbols

- <Pd1> Is the name of the first destination scalable predicate register, encoded as "Pd" times 2.
- <T> Is the size specifier, encoded in "size":

size	<T>
00	B
01	H
10	S
11	D
- <Pd2> Is the name of the second destination scalable predicate register, encoded as "Pd" times 2 plus 1.
- <Xn> Is the 64-bit name of the first source general-purpose register, encoded in the "Rn" field.
- <Xm> Is the 64-bit name of the second source general-purpose register, encoded in the "Rm" field.

Operation

```
CheckSVEEnabled();
constant integer VL = CurrentVL;
constant integer PL = VL DIV 8;
constant integer elements = VL DIV esize;
constant bits(PL*2) mask = Ones(PL*2);
bits(rsize) operand1 = X[n, rsize];
constant bits(rsize) operand2 = X[m, rsize];
bits(PL*2) result;
boolean last = TRUE;
constant integer psize = esize DIV 8;

for e = (elements*2)-1 downto 0
    boolean cond;
    case op of
        when Cmp\_GT cond = (Int(operand1, unsigned) > Int(operand2, unsigned));
        when Cmp\_GE cond = (Int(operand1, unsigned) >= Int(operand2, unsigned));

    last = last && cond;
    constant bit pbit = if last then '1' else '0';
    Elem[result, e, psize] = ZeroExtend(pbit, psize);
    operand1 = operand1 - 1;

PSTATE.<N,Z,C,V> = PredTest(mask, result, esize);
P[d0, PL] = result<PL-1:0>;
P[d1, PL] = result<PL*2-1:PL>;
```

Internal version only: aarchmrs v2025-03_rel, pseudocode v2025-03_rel ; Build timestamp: 2025-03-21T17:41

Copyright © 2010-2025 Arm Limited or its affiliates. All rights reserved. This document is Non-Confidential.

WHILEGE (predicate)

While decrementing signed scalar greater than or equal to scalar

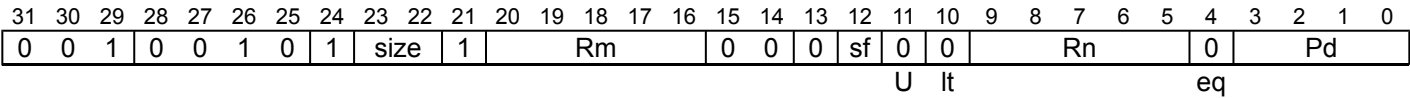
Generate a predicate that starting from the highest numbered element is true while the decrementing value of the first, signed scalar operand is greater than or equal to the second scalar operand and false thereafter down to the lowest numbered element.

If the second scalar operand is equal to the minimum signed integer value then a condition which includes an equality test can never fail and the result will be an all-true predicate.

The full width of the scalar operands is significant for the purposes of comparison, and the full width first operand is decremented by one for each destination predicate element, irrespective of the predicate result element size. The first general-purpose source register is not itself updated.

The predicate result is placed in the predicate destination register. Sets the First (N), None (Z), !Last (C) condition flags based on the predicate result, and the V flag to zero.

SVE2
(FEAT_SVE2 || FEAT_SME)



Encoding

WHILEGE <Pd>.<T>, <R><n>, <R><m>

Decode for this encoding

```
if !IsFeatureImplemented(FEAT_SVE2) && !IsFeatureImplemented(FEAT_SME) then
    EndOfDecode(Decode_UNDEF);
constant integer esize = 8 << UInt(size);
constant integer rsize = 32 << UInt(sf);
constant integer n = UInt(Rn);
constant integer m = UInt(Rm);
constant integer d = UInt(Pd);
constant boolean unsigned = FALSE;
constant CmpOp op = Cmp_GE;
```

Assembler Symbols

<Pd> Is the name of the destination scalable predicate register, encoded in the "Pd" field.

<T> Is the size specifier, encoded in "size":

size	<T>
00	B
01	H
10	S
11	D

<R> Is a width specifier, encoded in "sf":

sf	<R>
0	W
1	X

<n> Is the number [0-30] of the source general-purpose register or the name ZR (31), encoded in the "Rn" field.

<m> Is the number [0-30] of the source general-purpose register or the name ZR (31), encoded in the "Rm" field.

Operation

```
CheckSVEEnabled();
constant integer VL = CurrentVL;
constant integer PL = VL DIV 8;
constant integer elements = VL DIV esize;
constant bits(PL) mask = Ones(PL);
bits(rsize) operand1 = X[n, rsize];
constant bits(rsize) operand2 = X[m, rsize];
bits(PL) result;
boolean last = TRUE;
constant integer psize = esize DIV 8;

for e = elements-1 downto 0
    boolean cond;
    case op of
        when Cmp\_GT cond = (Int(operand1, unsigned) > Int(operand2, unsigned));
        when Cmp\_GE cond = (Int(operand1, unsigned) >= Int(operand2, unsigned));

    last = last && cond;
    constant bit pbit = if last then '1' else '0';
    Elem[result, e, psize] = ZeroExtend(pbit, psize);
    operand1 = operand1 - 1;

PSTATE.<N,Z,C,V> = PredTest(mask, result, esize);
P[d, PL] = result;
```

Internal version only: aarchmrs v2025-03_rel, pseudocode v2025-03_rel ; Build timestamp: 2025-03-21T17:41

Copyright © 2010-2025 Arm Limited or its affiliates. All rights reserved. This document is Non-Confidential.

WHILEGT (predicate as counter)

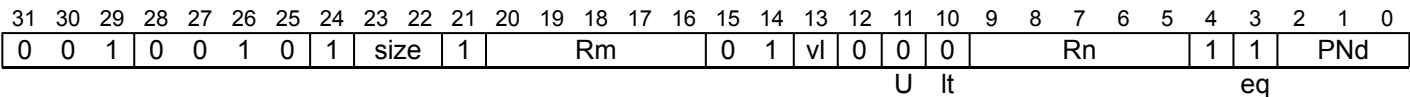
While decrementing signed scalar greater than scalar (predicate-as-counter)

Generate a predicate for a group of two or four vectors that starting from the highest numbered element of the group is true while the decrementing value of the first, signed scalar operand is greater than the second scalar operand and false thereafter down to the lowest numbered element of the group.

The full width of the scalar operands is significant for the purposes of comparison, and the full width first operand is decremented by one for each destination predicate element, irrespective of the predicate result element size.

The predicate result is placed in the predicate destination register using the predicate-as-counter encoding. Sets the First (N), None (Z), !Last (C) condition flags based on the predicate result, and the V flag to zero.

SVE2 (FEAT_SME2 || FEAT_SVE2p1)



Encoding

WHILEGT <PNd>.<T>, <Xn>, <Xm>, <vl>

Decode for this encoding

```
if !IsFeatureImplemented(FEAT_SME2) && !IsFeatureImplemented(FEAT_SVE2p1) then
    EndOfDecode(Decode_UNDEF);
constant integer esize = 8 << UInt(size);
constant integer rsize = 64;
constant integer n = UInt(Rn);
constant integer m = UInt(Rm);
constant integer d = UInt('1':PNd);
constant boolean unsigned = FALSE;
constant boolean invert = TRUE;
constant CmpOp op = Cmp_GT;
constant integer width = 2 << UInt(vl);
```

Assembler Symbols

<PNd> Is the name of the destination scalable predicate register PN8-PN15, with predicate-as-counter encoding, encoded in the "PNd" field.

<T> Is the size specifier, encoded in “size”:

size	<T>
00	B
01	H
10	S
11	D

<Xn> Is the 64-bit name of the first source general-purpose register, encoded in the "Rn" field.

<Xm> Is the 64-bit name of the second source general-purpose register, encoded in the "Rm" field.

<vl> Is the vl specifier, encoded in “vl”:

vl	<vl>
0	VLx2
1	VLx4

Operation

```
if IsFeatureImplemented(FEAT_SVE2p1) then CheckSVEEnabled\(\); else CheckStreamingSVEEnabled\(\);
constant integer VL = CurrentVL;
constant integer PL = VL DIV 8;
constant integer elements = width * (VL DIV esize);
bits(rsize) operand1 = X[n, rsize];
constant bits(rsize) operand2 = X[m, rsize];
bits(PL) result;
boolean last = TRUE;
integer count = 0;

for e = elements-1 downto 0
    boolean cond;
    case op of
        when Cmp\_GT cond = (Int(operand1, unsigned) > Int(operand2, unsigned));
        when Cmp\_GE cond = (Int(operand1, unsigned) >= Int(operand2, unsigned));

        last = last && cond;
        if last then count = count + 1;
        operand1 = operand1 - 1;

result = EncodePredCount(esize, elements, count, invert, PL);
PSTATE.<N,Z,C,V> = PredCountTest(elements, count, invert);
P[d, PL] = result;
```

Internal version only: aarchmrs v2025-03_rel, pseudocode v2025-03_rel ; Build timestamp: 2025-03-21T17:41

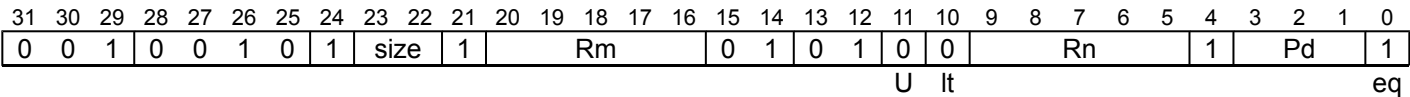
Copyright © 2010-2025 Arm Limited or its affiliates. All rights reserved. This document is Non-Confidential.

WHILEGT (predicate pair)

While decrementing signed scalar greater than scalar (pair of predicates)

Generate a pair of predicates that starting from the highest numbered element of the pair is true while the decrementing value of the first, signed scalar operand is greater than the second scalar operand and false thereafter down to the lowest numbered element of the pair. The full width of the scalar operands is significant for the purposes of comparison, and the full width first operand is decremented by one for each destination predicate element, irrespective of the predicate result element size. The first general-purpose source register is not itself updated. The lower-numbered elements are placed in the first predicate destination register, and the higher-numbered elements in the second predicate destination register. Sets the First (N), None (Z), !Last (C) condition flags based on the predicate result, and the V flag to zero.

SVE2
(FEAT_SME2 || FEAT_SVE2p1)



Encoding

WHILEGT { <Pd1>.<T>, <Pd2>.<T> }, <Xn>, <Xm>

Decode for this encoding

```
if !IsFeatureImplemented(FEAT_SME2) && !IsFeatureImplemented(FEAT_SVE2p1) then
    EndOfDecode(Decode_UNDEF);
constant integer esize = 8 << UInt(size);
constant integer rsize = 64;
constant integer n = UInt(Rn);
constant integer m = UInt(Rm);
constant integer d0 = UInt(Pd:'0');
constant integer d1 = UInt(Pd:'1');
constant boolean unsigned = FALSE;
constant CmpOp op = Cmp_GT;
```

Assembler Symbols

- <Pd1> Is the name of the first destination scalable predicate register, encoded as "Pd" times 2.
- <T> Is the size specifier, encoded in "size":
 Table:
 size | <T>
 00 | B
 01 | H
 10 | S
 11 | D
- <Pd2> Is the name of the second destination scalable predicate register, encoded as "Pd" times 2 plus 1.
- <Xn> Is the 64-bit name of the first source general-purpose register, encoded in the "Rn" field.
- <Xm> Is the 64-bit name of the second source general-purpose register, encoded in the "Rm" field.

Operation

```
CheckSVEEnabled();
constant integer VL = CurrentVL;
constant integer PL = VL DIV 8;
constant integer elements = VL DIV esize;
constant bits(PL*2) mask = Ones(PL*2);
bits(rsize) operand1 = X[n, rsize];
constant bits(rsize) operand2 = X[m, rsize];
bits(PL*2) result;
boolean last = TRUE;
constant integer psize = esize DIV 8;

for e = (elements*2)-1 downto 0
    boolean cond;
    case op of
        when Cmp\_GT cond = (Int(operand1, unsigned) > Int(operand2, unsigned));
        when Cmp\_GE cond = (Int(operand1, unsigned) >= Int(operand2, unsigned));

    last = last && cond;
    constant bit pbit = if last then '1' else '0';
    Elem[result, e, psize] = ZeroExtend(pbit, psize);
    operand1 = operand1 - 1;

PSTATE.<N,Z,C,V> = PredTest(mask, result, esize);
P[d0, PL] = result<PL-1:0>;
P[d1, PL] = result<PL*2-1:PL>;
```

Internal version only: aarchmrs v2025-03_rel, pseudocode v2025-03_rel ; Build timestamp: 2025-03-21T17:41

Copyright © 2010-2025 Arm Limited or its affiliates. All rights reserved. This document is Non-Confidential.

WHILEGT (predicate)

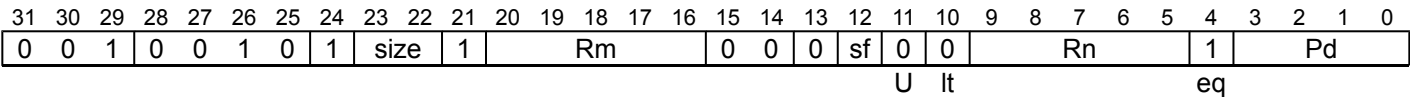
While decrementing signed scalar greater than scalar

Generate a predicate that starting from the highest numbered element is true while the decrementing value of the first, signed scalar operand is greater than the second scalar operand and false thereafter down to the lowest numbered element.

The full width of the scalar operands is significant for the purposes of comparison, and the full width first operand is decremented by one for each destination predicate element, irrespective of the predicate result element size. The first general-purpose source register is not itself updated.

The predicate result is placed in the predicate destination register. Sets the First (N), None (Z), !Last (C) condition flags based on the predicate result, and the V flag to zero.

SVE2 (FEAT_SVE2 || FEAT_SME)



Encoding

```
WHILEGT <Pd>.<T>, <R><n>, <R><m>
```

Decode for this encoding

```
if !IsFeatureImplemented(FEAT_SVE2) && !IsFeatureImplemented(FEAT_SME) then
    EndOfDecode(Decode_UNDEF);
constant integer esize = 8 << UInt(size);
constant integer rsize = 32 << UInt(sf);
constant integer n = UInt(Rn);
constant integer m = UInt(Rm);
constant integer d = UInt(Pd);
constant boolean unsigned = FALSE;
constant CmpOp op = Cmp_GT;
```

Assembler Symbols

<Pd> Is the name of the destination scalable predicate register, encoded in the "Pd" field.

<T> Is the size specifier, encoded in “size”:

size	<T>
00	B
01	H
10	S
11	D

<R> Is a width specifier, encoded in “sf”:

sf	<R>
0	W
1	X

<n> Is the number [0-30] of the source general-purpose register or the name ZR (31), encoded in the "Rn" field.

<m> Is the number [0-30] of the source general-purpose register or the name ZR (31), encoded in the "Rm" field.

Operation

```
CheckSVEEnabled();
constant integer VL = CurrentVL;
constant integer PL = VL DIV 8;
constant integer elements = VL DIV esize;
constant bits(PL) mask = Ones(PL);
bits(rsize) operand1 = X[n, rsize];
constant bits(rsize) operand2 = X[m, rsize];
bits(PL) result;
boolean last = TRUE;
constant integer psize = esize DIV 8;

for e = elements-1 downto 0
    boolean cond;
    case op of
        when Cmp\_GT cond = (Int(operand1, unsigned) > Int(operand2, unsigned));
        when Cmp\_GE cond = (Int(operand1, unsigned) >= Int(operand2, unsigned));

    last = last && cond;
    constant bit pbit = if last then '1' else '0';
    Elem[result, e, psize] = ZeroExtend(pbit, psize);
    operand1 = operand1 - 1;

PSTATE.<N,Z,C,V> = PredTest(mask, result, esize);
P[d, PL] = result;
```

Internal version only: aarchmrs v2025-03_rel, pseudocode v2025-03_rel ; Build timestamp: 2025-03-21T17:41

Copyright © 2010-2025 Arm Limited or its affiliates. All rights reserved. This document is Non-Confidential.

WHILEHI (predicate as counter)

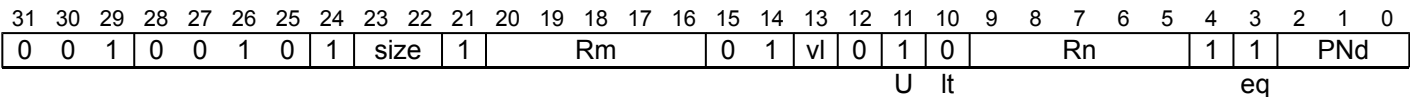
While decrementing unsigned scalar higher than scalar (predicate-as-counter)

Generate a predicate for a group of two or four vectors that starting from the highest numbered element of the group is true while the decrementing value of the first, unsigned scalar operand is higher than the second scalar operand and false thereafter down to the lowest numbered element of the group.

The full width of the scalar operands is significant for the purposes of comparison, and the full width first operand is decremented by one for each destination predicate element, irrespective of the predicate result element size.

The predicate result is placed in the predicate destination register using the predicate-as-counter encoding. Sets the First (N), None (Z), !Last (C) condition flags based on the predicate result, and the V flag to zero.

SVE2 (FEAT_SME2 || FEAT_SVE2p1)



Encoding

WHILEHI <PNd>.<T>, <Xn>, <Xm>, <vl>

Decode for this encoding

```
if !IsFeatureImplemented(FEAT_SME2) && !IsFeatureImplemented(FEAT_SVE2p1) then
    EndOfDecode(Decode_UNDEF);
constant integer esize = 8 << UInt(size);
constant integer rsize = 64;
constant integer n = UInt(Rn);
constant integer m = UInt(Rm);
constant integer d = UInt('1':PNd);
constant boolean unsigned = TRUE;
constant boolean invert = TRUE;
constant CmpOp op = Cmp_GT;
constant integer width = 2 << UInt(vl);
```

Assembler Symbols

<PNd> Is the name of the destination scalable predicate register PN8-PN15, with predicate-as-counter encoding, encoded in the "PNd" field.

<T> Is the size specifier, encoded in “size”:

size	<T>
00	B
01	H
10	S
11	D

<Xn> Is the 64-bit name of the first source general-purpose register, encoded in the "Rn" field.

<Xm> Is the 64-bit name of the second source general-purpose register, encoded in the "Rm" field.

<vl> Is the vl specifier, encoded in “vl”:

vl	<vl>
0	VLx2
1	VLx4

Operation

```
if IsFeatureImplemented(FEAT_SVE2p1) then CheckSVEEnabled\(\); else CheckStreamingSVEEnabled\(\);
constant integer VL = CurrentVL;
constant integer PL = VL DIV 8;
constant integer elements = width * (VL DIV esize);
bits(rsize) operand1 = X[n, rsize];
constant bits(rsize) operand2 = X[m, rsize];
bits(PL) result;
boolean last = TRUE;
integer count = 0;

for e = elements-1 downto 0
    boolean cond;
    case op of
        when Cmp\_GT cond = (Int(operand1, unsigned) > Int(operand2, unsigned));
        when Cmp\_GE cond = (Int(operand1, unsigned) >= Int(operand2, unsigned));

        last = last && cond;
        if last then count = count + 1;
        operand1 = operand1 - 1;

result = EncodePredCount(esize, elements, count, invert, PL);
PSTATE.<N,Z,C,V> = PredCountTest(elements, count, invert);
P[d, PL] = result;
```

Internal version only: aarchmrs v2025-03_rel, pseudocode v2025-03_rel ; Build timestamp: 2025-03-21T17:41

Copyright © 2010-2025 Arm Limited or its affiliates. All rights reserved. This document is Non-Confidential.

WHILEHI (predicate pair)

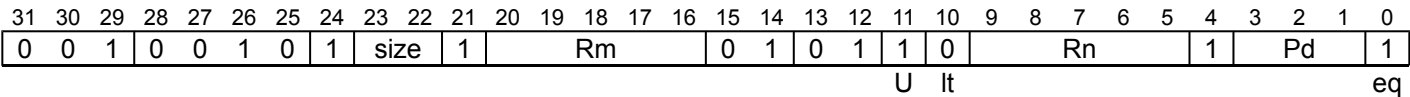
While decrementing unsigned scalar higher than scalar (pair of predicates)

Generate a pair of predicates that starting from the highest numbered element of the pair is true while the decrementing value of the first, unsigned scalar operand is higher than the second scalar operand and false thereafter down to the lowest numbered element of the pair.

The full width of the scalar operands is significant for the purposes of comparison, and the full width first operand is decremented by one for each destination predicate element, irrespective of the predicate result element size. The first general-purpose source register is not itself updated.

The lower-numbered elements are placed in the first predicate destination register, and the higher-numbered elements in the second predicate destination register. Sets the First (N), None (Z), !Last (C) condition flags based on the predicate result, and the V flag to zero.

SVE2
(FEAT_SME2 || FEAT_SVE2p1)



Encoding

```
WHILEHI { <Pd1>.<T>, <Pd2>.<T> }, <Xn>, <Xm>
```

Decode for this encoding

```
if !IsFeatureImplemented(FEAT_SME2) && !IsFeatureImplemented(FEAT_SVE2p1) then
    EndOfDecode(Decode_UNDEF);
constant integer esize = 8 << UInt(size);
constant integer rsize = 64;
constant integer n = UInt(Rn);
constant integer m = UInt(Rm);
constant integer d0 = UInt(Pd:'0');
constant integer d1 = UInt(Pd:'1');
constant boolean unsigned = TRUE;
constant CmpOp op = Cmp_GT;
```

Assembler Symbols

- <Pd1> Is the name of the first destination scalable predicate register, encoded as "Pd" times 2.
- <T> Is the size specifier, encoded in "size":

size	<T>
00	B
01	H
10	S
11	D
- <Pd2> Is the name of the second destination scalable predicate register, encoded as "Pd" times 2 plus 1.
- <Xn> Is the 64-bit name of the first source general-purpose register, encoded in the "Rn" field.
- <Xm> Is the 64-bit name of the second source general-purpose register, encoded in the "Rm" field.

Operation

```
CheckSVEEnabled();
constant integer VL = CurrentVL;
constant integer PL = VL DIV 8;
constant integer elements = VL DIV esize;
constant bits(PL*2) mask = Ones(PL*2);
bits(rsize) operand1 = X[n, rsize];
constant bits(rsize) operand2 = X[m, rsize];
bits(PL*2) result;
boolean last = TRUE;
constant integer psize = esize DIV 8;

for e = (elements*2)-1 downto 0
    boolean cond;
    case op of
        when Cmp\_GT cond = (Int(operand1, unsigned) > Int(operand2, unsigned));
        when Cmp\_GE cond = (Int(operand1, unsigned) >= Int(operand2, unsigned));

    last = last && cond;
    constant bit pbit = if last then '1' else '0';
    Elem[result, e, psize] = ZeroExtend(pbit, psize);
    operand1 = operand1 - 1;

PSTATE.<N,Z,C,V> = PredTest(mask, result, esize);
P[d0, PL] = result<PL-1:0>;
P[d1, PL] = result<PL*2-1:PL>;
```

Internal version only: aarchmrs v2025-03_rel, pseudocode v2025-03_rel ; Build timestamp: 2025-03-21T17:41

Copyright © 2010-2025 Arm Limited or its affiliates. All rights reserved. This document is Non-Confidential.

WHILEHI (predicate)

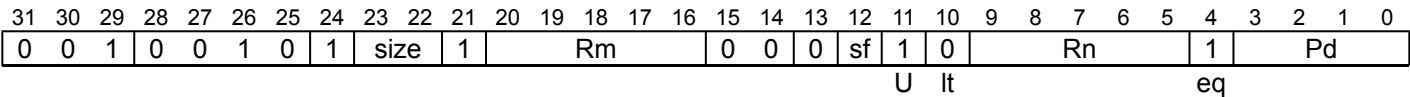
While decrementing unsigned scalar higher than scalar

Generate a predicate that starting from the highest numbered element is true while the decrementing value of the first, unsigned scalar operand is higher than the second scalar operand and false thereafter down to the lowest numbered element.

The full width of the scalar operands is significant for the purposes of comparison, and the full width first operand is decremented by one for each destination predicate element, irrespective of the predicate result element size. The first general-purpose source register is not itself updated.

The predicate result is placed in the predicate destination register. Sets the First (N), None (Z), !Last (C) condition flags based on the predicate result, and the V flag to zero.

SVE2
(FEAT_SVE2 || FEAT_SME)



Encoding

```
WHILEHI <Pd>.<T>, <R><n>, <R><m>
```

Decode for this encoding

```
if !IsFeatureImplemented(FEAT_SVE2) && !IsFeatureImplemented(FEAT_SME) then
    EndOfDecode(Decode_UNDEF);
constant integer esize = 8 << UInt(size);
constant integer rsize = 32 << UInt(sf);
constant integer n = UInt(Rn);
constant integer m = UInt(Rm);
constant integer d = UInt(Pd);
constant boolean unsigned = TRUE;
constant CmpOp op = Cmp_GT;
```

Assembler Symbols

<Pd> Is the name of the destination scalable predicate register, encoded in the "Pd" field.

<T> Is the size specifier, encoded in “size”:

size	<T>
00	B
01	H
10	S
11	D

<R> Is a width specifier, encoded in “sf”:

sf	<R>
0	W
1	X

<n> Is the number [0-30] of the source general-purpose register or the name ZR (31), encoded in the "Rn" field.

<m> Is the number [0-30] of the source general-purpose register or the name ZR (31), encoded in the "Rm" field.

Operation

```
CheckSVEEnabled();
constant integer VL = CurrentVL;
constant integer PL = VL DIV 8;
constant integer elements = VL DIV esize;
constant bits(PL) mask = Ones(PL);
bits(rsize) operand1 = X[n, rsize];
constant bits(rsize) operand2 = X[m, rsize];
bits(PL) result;
boolean last = TRUE;
constant integer psize = esize DIV 8;

for e = elements-1 downto 0
    boolean cond;
    case op of
        when Cmp\_GT cond = (Int(operand1, unsigned) > Int(operand2, unsigned));
        when Cmp\_GE cond = (Int(operand1, unsigned) >= Int(operand2, unsigned));

    last = last && cond;
    constant bit pbit = if last then '1' else '0';
    Elem[result, e, psize] = ZeroExtend(pbit, psize);
    operand1 = operand1 - 1;

PSTATE.<N,Z,C,V> = PredTest(mask, result, esize);
P[d, PL] = result;
```

Internal version only: aarchmrs v2025-03_rel, pseudocode v2025-03_rel ; Build timestamp: 2025-03-21T17:41

Copyright © 2010-2025 Arm Limited or its affiliates. All rights reserved. This document is Non-Confidential.

WHILEHS (predicate as counter)

While decrementing unsigned scalar higher or same as scalar (predicate-as-counter)

Generate a predicate for a group of two or four vectors that starting from the highest numbered element of the group is true while the decrementing value of the first, unsigned scalar operand is higher or same as the second scalar operand and false thereafter down to the lowest numbered element of the group.

If the second scalar operand is equal to the minimum unsigned integer value then a condition which includes an equality test can never fail and the result will be an all-true predicate.

The full width of the scalar operands is significant for the purposes of comparison, and the full width first operand is decremented by one for each destination predicate element, irrespective of the predicate result element size.

The predicate result is placed in the predicate destination register using the predicate-as-counter encoding. Sets the First (N), None (Z), !Last (C) condition flags based on the predicate result, and the V flag to zero.

SVE2

(FEAT_SME2 || FEAT_SVE2p1)

31	30	29	28	27	26	25	24	23	22	21	20	19	18	17	16	15	14	13	12	11	10	9	8	7	6	5	4	3	2	1	0																		
0		0		1		0		0		1		0		1		size				1		Rm				0		1		vl		0		1		0		Rn				1		0		PNd			
U																					lt		eq																										

Encoding

WHILEHS <PNd>.<T>, <Xn>, <Xm>, <vl>

Decode for this encoding

```

if !IsFeatureImplemented(FEAT_SME2) && !IsFeatureImplemented(FEAT_SVE2p1) then
    EndOfDecode(Decode_UNDEF);
constant integer esize = 8 << UInt(size);
constant integer rsize = 64;
constant integer n = UInt(Rn);
constant integer m = UInt(Rm);
constant integer d = UInt('1':PNd);
constant boolean unsigned = TRUE;
constant boolean invert = TRUE;
constant CmpOp op = Cmp_GE;
constant integer width = 2 << UInt(vl);

```

Assembler Symbols

<PNd> Is the name of the destination scalable predicate register PN8-PN15, with predicate-as-counter encoding, encoded in the "PNd" field.

<T> Is the size specifier, encoded in “size”:

size	$\langle T \rangle$
00	B
01	H
10	S
11	D

<Xn> Is the 64-bit name of the first source general-purpose register, encoded in the "Rn" field.

<Xm> Is the 64-bit name of the second source general-purpose register, encoded in the "Rm" field.

<code><vl></code>	Is the vl specifier, encoded in “vl”:
-------------------------	---------------------------------------

vl	<vl>
0	VLx2
1	VLx4

Operation

```
if IsFeatureImplemented(FEAT_SVE2p1) then CheckSVEEnabled\(\); else CheckStreamingSVEEnabled\(\);
constant integer VL = CurrentVL;
constant integer PL = VL DIV 8;
constant integer elements = width * (VL DIV esize);
bits(rsize) operand1 = X[n, rsize];
constant bits(rsize) operand2 = X[m, rsize];
bits(PL) result;
boolean last = TRUE;
integer count = 0;

for e = elements-1 downto 0
    boolean cond;
    case op of
        when Cmp\_GT cond = (Int(operand1, unsigned) > Int(operand2, unsigned));
        when Cmp\_GE cond = (Int(operand1, unsigned) >= Int(operand2, unsigned));

        last = last && cond;
        if last then count = count + 1;
        operand1 = operand1 - 1;

result = EncodePredCount(esize, elements, count, invert, PL);
PSTATE.<N,Z,C,V> = PredCountTest(elements, count, invert);
P[d, PL] = result;
```

Internal version only: aarchmrs v2025-03_rel, pseudocode v2025-03_rel ; Build timestamp: 2025-03-21T17:41

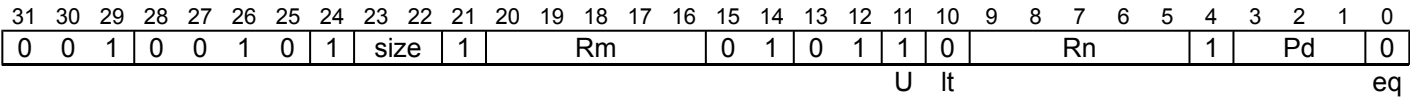
Copyright © 2010-2025 Arm Limited or its affiliates. All rights reserved. This document is Non-Confidential.

WHILEHS (predicate pair)

While decrementing unsigned scalar higher or same as scalar (pair of predicates)

Generate a pair of predicates that starting from the highest numbered element of the pair is true while the decrementing value of the first, unsigned scalar operand is higher or same as the second scalar operand and false thereafter down to the lowest numbered element of the pair. If the second scalar operand is equal to the minimum unsigned integer value then a condition which includes an equality test can never fail and the result will be an all-true predicate. The full width of the scalar operands is significant for the purposes of comparison, and the full width first operand is decremented by one for each destination predicate element, irrespective of the predicate result element size. The first general-purpose source register is not itself updated. The lower-numbered elements are placed in the first predicate destination register, and the higher-numbered elements in the second predicate destination register. Sets the First (N), None (Z), !Last (C) condition flags based on the predicate result, and the V flag to zero.

SVE2
(FEAT_SME2 || FEAT_SVE2p1)



Encoding

WHILEHS { <Pd1>.<T>, <Pd2>.<T> }, <Xn>, <Xm>

Decode for this encoding

```
if !IsFeatureImplemented(FEAT_SME2) && !IsFeatureImplemented(FEAT_SVE2p1) then
    EndOfDecode(Decode_UNDEF);
constant integer esize = 8 << UInt(size);
constant integer rsize = 64;
constant integer n = UInt(Rn);
constant integer m = UInt(Rm);
constant integer d0 = UInt(Pd:'0');
constant integer d1 = UInt(Pd:'1');
constant boolean unsigned = TRUE;
constant CmpOp op = Cmp_GE;
```

Assembler Symbols

- <Pd1> Is the name of the first destination scalable predicate register, encoded as "Pd" times 2.
- <T> Is the size specifier, encoded in "size":
 Table:
 size | <T>
 00 | B
 01 | H
 10 | S
 11 | D
- <Pd2> Is the name of the second destination scalable predicate register, encoded as "Pd" times 2 plus 1.
- <Xn> Is the 64-bit name of the first source general-purpose register, encoded in the "Rn" field.
- <Xm> Is the 64-bit name of the second source general-purpose register, encoded in the "Rm" field.

Operation

```
CheckSVEEnabled();
constant integer VL = CurrentVL;
constant integer PL = VL DIV 8;
constant integer elements = VL DIV esize;
constant bits(PL*2) mask = Ones(PL*2);
bits(rsize) operand1 = X[n, rsize];
constant bits(rsize) operand2 = X[m, rsize];
bits(PL*2) result;
boolean last = TRUE;
constant integer psize = esize DIV 8;

for e = (elements*2)-1 downto 0
    boolean cond;
    case op of
        when Cmp\_GT cond = (Int(operand1, unsigned) > Int(operand2, unsigned));
        when Cmp\_GE cond = (Int(operand1, unsigned) >= Int(operand2, unsigned));

    last = last && cond;
    constant bit pbit = if last then '1' else '0';
    Elem[result, e, psize] = ZeroExtend(pbit, psize);
    operand1 = operand1 - 1;

PSTATE.<N,Z,C,V> = PredTest(mask, result, esize);
P[d0, PL] = result<PL-1:0>;
P[d1, PL] = result<PL*2-1:PL>;
```

Internal version only: aarchmrs v2025-03_rel, pseudocode v2025-03_rel ; Build timestamp: 2025-03-21T17:41

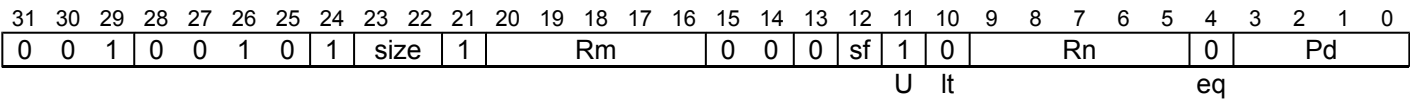
Copyright © 2010-2025 Arm Limited or its affiliates. All rights reserved. This document is Non-Confidential.

WHILEHS (predicate)

While decrementing unsigned scalar higher or same as scalar

Generate a predicate that starting from the highest numbered element is true while the decrementing value of the first, unsigned scalar operand is higher or same as the second scalar operand and false thereafter down to the lowest numbered element.
If the second scalar operand is equal to the minimum unsigned integer value then a condition which includes an equality test can never fail and the result will be an all-true predicate.
The full width of the scalar operands is significant for the purposes of comparison, and the full width first operand is decremented by one for each destination predicate element, irrespective of the predicate result element size. The first general-purpose source register is not itself updated.
The predicate result is placed in the predicate destination register. Sets the First (N), None (Z), !Last (C) condition flags based on the predicate result, and the V flag to zero.

SVE2
(FEAT_SVE2 || FEAT_SME)



Encoding

WHILEHS <Pd>.<T>, <R><n>, <R><m>

Decode for this encoding

```
if !IsFeatureImplemented(FEAT_SVE2) && !IsFeatureImplemented(FEAT_SME) then
    EndOfDecode(Decode_UNDEF);
constant integer esize = 8 << UInt(size);
constant integer rsize = 32 << UInt(sf);
constant integer n = UInt(Rn);
constant integer m = UInt(Rm);
constant integer d = UInt(Pd);
constant boolean unsigned = TRUE;
constant CmpOp op = Cmp_GE;
```

Assembler Symbols

<Pd> Is the name of the destination scalable predicate register, encoded in the "Pd" field.

<T> Is the size specifier, encoded in "size":

size	<T>
00	B
01	H
10	S
11	D

<R> Is a width specifier, encoded in "sf":

sf	<R>
0	W
1	X

<n> Is the number [0-30] of the source general-purpose register or the name ZR (31), encoded in the "Rn" field.

<m> Is the number [0-30] of the source general-purpose register or the name ZR (31), encoded in the "Rm" field.

Operation

```
CheckSVEEnabled();
constant integer VL = CurrentVL;
constant integer PL = VL DIV 8;
constant integer elements = VL DIV esize;
constant bits(PL) mask = Ones(PL);
bits(rsize) operand1 = X[n, rsize];
constant bits(rsize) operand2 = X[m, rsize];
bits(PL) result;
boolean last = TRUE;
constant integer psize = esize DIV 8;

for e = elements-1 downto 0
    boolean cond;
    case op of
        when Cmp\_GT cond = (Int(operand1, unsigned) > Int(operand2, unsigned));
        when Cmp\_GE cond = (Int(operand1, unsigned) >= Int(operand2, unsigned));

    last = last && cond;
    constant bit pbit = if last then '1' else '0';
    Elem[result, e, psize] = ZeroExtend(pbit, psize);
    operand1 = operand1 - 1;

PSTATE.<N,Z,C,V> = PredTest(mask, result, esize);
P[d, PL] = result;
```

Internal version only: aarchmrs v2025-03_rel, pseudocode v2025-03_rel ; Build timestamp: 2025-03-21T17:41

Copyright © 2010-2025 Arm Limited or its affiliates. All rights reserved. This document is Non-Confidential.

WHILELE (predicate as counter)

While incrementing signed scalar less than or equal to scalar (predicate-as-counter)

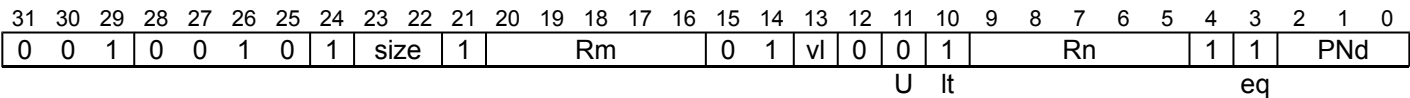
Generate a predicate for a group of two or four vectors that starting from the lowest numbered element of the group is true while the incrementing value of the first, signed scalar operand is less than or equal to the second scalar operand and false thereafter up to the highest numbered element of the group.

If the second scalar operand is equal to the maximum signed integer value then a condition which includes an equality test can never fail and the result will be an all-true predicate.

The full width of the scalar operands is significant for the purposes of comparison, and the full width first operand is incremented by one for each destination predicate element, irrespective of the predicate result element size.

The predicate result is placed in the predicate destination register using the predicate-as-counter encoding. Sets the First (N), None (Z), !Last (C) condition flags based on the predicate result, and the V flag to zero.

SVE2 (FEAT_SME2 || FEAT_SVE2p1)



Encoding

```
WHILELE <PNd>.<T>, <Xn>, <Xm>, <vl>
```

Decode for this encoding

```
if !IsFeatureImplemented(FEAT_SME2) && !IsFeatureImplemented(FEAT_SVE2p1) then
    EndOfDecode(Decode_UNDEF);
constant integer esize = 8 << UInt(size);
constant integer rsize = 64;
constant integer n = UInt(Rn);
constant integer m = UInt(Rm);
constant integer d = UInt('1':PNd);
constant boolean unsigned = FALSE;
constant boolean invert = FALSE;
constant CmpOp op = Cmp_LE;
constant integer width = 2 << UInt(vl);
```

Assembler Symbols

<PNd> Is the name of the destination scalable predicate register PN8-PN15, with predicate-as-counter encoding, encoded in the "PNd" field.

<T> Is the size specifier, encoded in "size":

size	<T>
00	B
01	H
10	S
11	D

<Xn> Is the 64-bit name of the first source general-purpose register, encoded in the "Rn" field.

<Xm> Is the 64-bit name of the second source general-purpose register, encoded in the "Rm" field.

<vl> Is the vl specifier, encoded in "vl":

vl	<vl>
0	VLx2
1	VLx4

Operation

```
if IsFeatureImplemented(FEAT_SVE2p1) then CheckSVEEnabled\(\); else CheckStreamingSVEEnabled\(\);
constant integer VL = CurrentVL;
constant integer PL = VL DIV 8;
constant integer elements = width * (VL DIV esize);
bits(rsize) operand1 = X[n, rsize];
constant bits(rsize) operand2 = X[m, rsize];
bits(PL) result;
boolean last = TRUE;
integer count = 0;

for e = 0 to elements-1
    boolean cond;
    case op of
        when Cmp\_LT cond = (Int(operand1, unsigned) < Int(operand2, unsigned));
        when Cmp\_LE cond = (Int(operand1, unsigned) <= Int(operand2, unsigned));

    last = last && cond;
    if last then count = count + 1;
    operand1 = operand1 + 1;

result = EncodePredCount(esize, elements, count, invert, PL);
PSTATE.<N,Z,C,V> = PredCountTest(elements, count, invert);
P[d, PL] = result;
```

Internal version only: aarchmrs v2025-03_rel, pseudocode v2025-03_rel ; Build timestamp: 2025-03-21T17:41

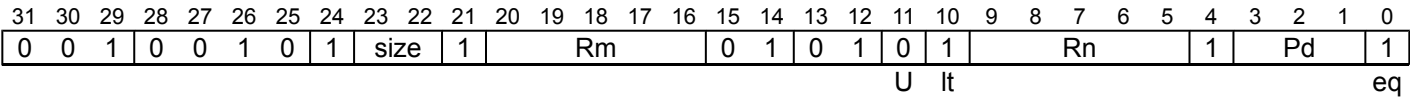
Copyright © 2010-2025 Arm Limited or its affiliates. All rights reserved. This document is Non-Confidential.

WHILELE (predicate pair)

While incrementing signed scalar less than or equal to scalar (pair of predicates)

Generate a pair of predicates that starting from the lowest numbered element of the pair is true while the incrementing value of the first, signed scalar operand is less than or equal to the second scalar operand and false thereafter up to the highest numbered element of the pair. If the second scalar operand is equal to the maximum signed integer value then a condition which includes an equality test can never fail and the result will be an all-true predicate. The full width of the scalar operands is significant for the purposes of comparison, and the full width first operand is incremented by one for each destination predicate element, irrespective of the predicate result element size. The first general-purpose source register is not itself updated. The lower-numbered elements are placed in the first predicate destination register, and the higher-numbered elements in the second predicate destination register. Sets the First (N), None (Z), !Last (C) condition flags based on the predicate result, and the V flag to zero.

SVE2
(FEAT_SME2 || FEAT_SVE2p1)



Encoding

WHILELE { <Pd1>.<T>, <Pd2>.<T> }, <Xn>, <Xm>

Decode for this encoding

```
if !IsFeatureImplemented(FEAT_SME2) && !IsFeatureImplemented(FEAT_SVE2p1) then
    EndOfDecode(Decode_UNDEF);
constant integer esize = 8 << UInt(size);
constant integer rsize = 64;
constant integer n = UInt(Rn);
constant integer m = UInt(Rm);
constant integer d0 = UInt(Pd:'0');
constant integer d1 = UInt(Pd:'1');
constant boolean unsigned = FALSE;
constant CmpOp op = Cmp_LE;
```

Assembler Symbols

- <Pd1> Is the name of the first destination scalable predicate register, encoded as "Pd" times 2.
- <T> Is the size specifier, encoded in "size":

size	<T>
00	B
01	H
10	S
11	D
- <Pd2> Is the name of the second destination scalable predicate register, encoded as "Pd" times 2 plus 1.
- <Xn> Is the 64-bit name of the first source general-purpose register, encoded in the "Rn" field.
- <Xm> Is the 64-bit name of the second source general-purpose register, encoded in the "Rm" field.

Operation

```
CheckSVEEnabled();
constant integer VL = CurrentVL;
constant integer PL = VL DIV 8;
constant integer elements = VL DIV esize;
constant bits(PL*2) mask = Ones(PL*2);
bits(rsize) operand1 = X[n, rsize];
constant bits(rsize) operand2 = X[m, rsize];
bits(PL*2) result;
boolean last = TRUE;
constant integer psize = esize DIV 8;

for e = 0 to (elements*2)-1
    boolean cond;
    case op of
        when Cmp_LT cond = (Int(operand1, unsigned) < Int(operand2, unsigned));
        when Cmp_LE cond = (Int(operand1, unsigned) <= Int(operand2, unsigned));

    last = last && cond;
    constant bit pbit = if last then '1' else '0';
    Elem[result, e, psize] = ZeroExtend(pbit, psize);
    operand1 = operand1 + 1;

PSTATE.<N,Z,C,V> = PredTest(mask, result, esize);
P[d0, PL] = result<PL-1:0>;
P[d1, PL] = result<PL*2-1:PL>;
```

Internal version only: aarchmrs v2025-03_rel, pseudocode v2025-03_rel ; Build timestamp: 2025-03-21T17:41

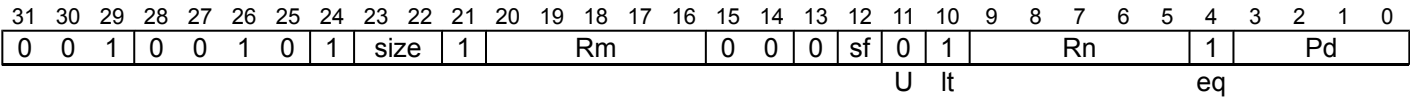
Copyright © 2010-2025 Arm Limited or its affiliates. All rights reserved. This document is Non-Confidential.

WHILELE (predicate)

While incrementing signed scalar less than or equal to scalar

Generate a predicate that starting from the lowest numbered element is true while the incrementing value of the first, signed scalar operand is less than or equal to the second scalar operand and false thereafter up to the highest numbered element.
If the second scalar operand is equal to the maximum signed integer value then a condition which includes an equality test can never fail and the result will be an all-true predicate.
The full width of the scalar operands is significant for the purposes of comparison, and the full width first operand is incremented by one for each destination predicate element, irrespective of the predicate result element size. The first general-purpose source register is not itself updated.
The predicate result is placed in the predicate destination register. Sets the First (N), None (Z), !Last (C) condition flags based on the predicate result, and the V flag to zero.

SVE
(FEAT_SVE || FEAT_SME)



Encoding

```
WHILELE <Pd>.<T>, <R><n>, <R><m>
```

Decode for this encoding

```
if !IsFeatureImplemented(FEAT_SVE) && !IsFeatureImplemented(FEAT_SME) then
    EndOfDecode(Decode_UNDEF);
constant integer esize = 8 << UInt(size);
constant integer rsize = 32 << UInt(sf);
constant integer n = UInt(Rn);
constant integer m = UInt(Rm);
constant integer d = UInt(Pd);
constant boolean unsigned = FALSE;
constant CmpOp op = Cmp_LE;
```

Assembler Symbols

<Pd> Is the name of the destination scalable predicate register, encoded in the "Pd" field.

<T> Is the size specifier, encoded in "size":

size	<T>
00	B
01	H
10	S
11	D

<R> Is a width specifier, encoded in "sf":

sf	<R>
0	W
1	X

<n> Is the number [0-30] of the source general-purpose register or the name ZR (31), encoded in the "Rn" field.

<m> Is the number [0-30] of the source general-purpose register or the name ZR (31), encoded in the "Rm" field.

Operation

```
CheckSVEEnabled();
constant integer VL = CurrentVL;
constant integer PL = VL DIV 8;
constant integer elements = VL DIV esize;
constant bits(PL) mask = Ones(PL);
bits(rsize) operand1 = X[n, rsize];
constant bits(rsize) operand2 = X[m, rsize];
bits(PL) result;
boolean last = TRUE;
constant integer psize = esize DIV 8;

for e = 0 to elements-1
    boolean cond;
    case op of
        when Cmp_LT cond = (Int(operand1, unsigned) < Int(operand2, unsigned));
        when Cmp_LE cond = (Int(operand1, unsigned) <= Int(operand2, unsigned));

    last = last && cond;
    constant bit pbit = if last then '1' else '0';
    Elem[result, e, psize] = ZeroExtend(pbit, psize);
    operand1 = operand1 + 1;

PSTATE.<N,Z,C,V> = PredTest(mask, result, esize);
P[d, PL] = result;
```

Internal version only: aarchmrs v2025-03_rel, pseudocode v2025-03_rel ; Build timestamp: 2025-03-21T17:41

Copyright © 2010-2025 Arm Limited or its affiliates. All rights reserved. This document is Non-Confidential.

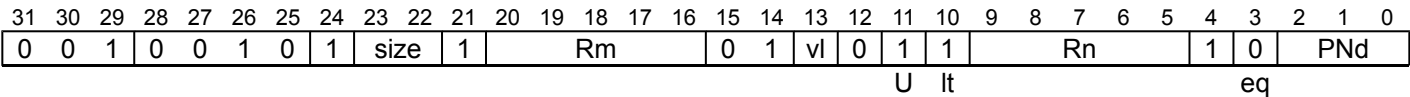
WHILELO (predicate as counter)

While incrementing unsigned scalar lower than scalar (predicate-as-counter)

Generate a predicate for a group of two or four vectors that starting from the lowest numbered element of the group is true while the incrementing value of the first, unsigned scalar operand is lower than the second scalar operand and false thereafter up to the highest numbered element of the group. The full width of the scalar operands is significant for the purposes of comparison, and the full width first operand is incremented by one for each destination predicate element, irrespective of the predicate result element size.

The predicate result is placed in the predicate destination register using the predicate-as-counter encoding. Sets the First (N), None (Z), !Last (C) condition flags based on the predicate result, and the V flag to zero.

SVE2 (FEAT_SME2 || FEAT_SVE2p1)



Encoding

WHILELO <PNd>.<T>, <Xn>, <Xm>, <vl>

Decode for this encoding

```
if !IsFeatureImplemented(FEAT_SME2) && !IsFeatureImplemented(FEAT_SVE2p1) then
    EndOfDecode(Decode_UNDEF);
constant integer esize = 8 << UInt(size);
constant integer rsize = 64;
constant integer n = UInt(Rn);
constant integer m = UInt(Rm);
constant integer d = UInt('1':PNd);
constant boolean unsigned = TRUE;
constant boolean invert = FALSE;
constant CmpOp op = Cmp_LT;
constant integer width = 2 << UInt(vl);
```

Assembler Symbols

<PNd> Is the name of the destination scalable predicate register PN8-PN15, with predicate-as-counter encoding, encoded in the "PNd" field.

<T> Is the size specifier, encoded in "size":

size	<T>
00	B
01	H
10	S
11	D

<Xn> Is the 64-bit name of the first source general-purpose register, encoded in the "Rn" field.

<Xm> Is the 64-bit name of the second source general-purpose register, encoded in the "Rm" field.

<vl> Is the vl specifier, encoded in "vl":

vl	<vl>
0	VLx2
1	VLx4

Operation

```
if IsFeatureImplemented(FEAT_SVE2p1) then CheckSVEEnabled\(\); else CheckStreamingSVEEnabled\(\);
constant integer VL = CurrentVL;
constant integer PL = VL DIV 8;
constant integer elements = width * (VL DIV esize);
bits(rsize) operand1 = X[n, rsize];
constant bits(rsize) operand2 = X[m, rsize];
bits(PL) result;
boolean last = TRUE;
integer count = 0;

for e = 0 to elements-1
    boolean cond;
    case op of
        when Cmp\_LT cond = (Int(operand1, unsigned) < Int(operand2, unsigned));
        when Cmp\_LE cond = (Int(operand1, unsigned) <= Int(operand2, unsigned));

    last = last && cond;
    if last then count = count + 1;
    operand1 = operand1 + 1;

result = EncodePredCount(esize, elements, count, invert, PL);
PSTATE.<N,Z,C,V> = PredCountTest(elements, count, invert);
P[d, PL] = result;
```

Internal version only: aarchmrs v2025-03_rel, pseudocode v2025-03_rel ; Build timestamp: 2025-03-21T17:41

Copyright © 2010-2025 Arm Limited or its affiliates. All rights reserved. This document is Non-Confidential.

WHILELO (predicate pair)

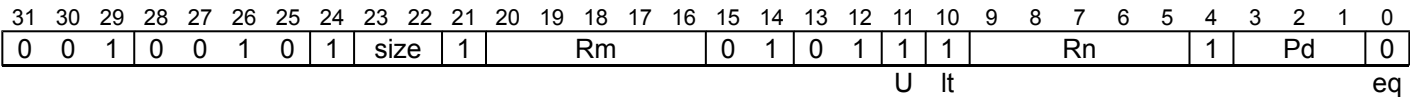
While incrementing unsigned scalar lower than scalar (pair of predicates)

Generate a pair of predicates that starting from the lowest numbered element of the pair is true while the incrementing value of the first, unsigned scalar operand is lower than the second scalar operand and false thereafter up to the highest numbered element of the pair.

The full width of the scalar operands is significant for the purposes of comparison, and the full width first operand is incremented by one for each destination predicate element, irrespective of the predicate result element size. The first general-purpose source register is not itself updated.

The lower-numbered elements are placed in the first predicate destination register, and the higher-numbered elements in the second predicate destination register. Sets the First (N), None (Z), !Last (C) condition flags based on the predicate result, and the V flag to zero.

SVE2
(FEAT_SME2 || FEAT_SVE2p1)



Encoding

```
WHILELO { <Pd1>.<T>, <Pd2>.<T> }, <Xn>, <Xm>
```

Decode for this encoding

```
if !IsFeatureImplemented(FEAT_SME2) && !IsFeatureImplemented(FEAT_SVE2p1) then
    EndOfDecode(Decode_UNDEF);
constant integer esize = 8 << UInt(size);
constant integer rsize = 64;
constant integer n = UInt(Rn);
constant integer m = UInt(Rm);
constant integer d0 = UInt(Pd:'0');
constant integer d1 = UInt(Pd:'1');
constant boolean unsigned = TRUE;
constant CmpOp op = Cmp_LT;
```

Assembler Symbols

- <Pd1> Is the name of the first destination scalable predicate register, encoded as "Pd" times 2.
- <T> Is the size specifier, encoded in "size":

size	<T>
00	B
01	H
10	S
11	D
- <Pd2> Is the name of the second destination scalable predicate register, encoded as "Pd" times 2 plus 1.
- <Xn> Is the 64-bit name of the first source general-purpose register, encoded in the "Rn" field.
- <Xm> Is the 64-bit name of the second source general-purpose register, encoded in the "Rm" field.

Operation

```
CheckSVEEnabled();
constant integer VL = CurrentVL;
constant integer PL = VL DIV 8;
constant integer elements = VL DIV esize;
constant bits(PL*2) mask = Ones(PL*2);
bits(rsize) operand1 = X[n, rsize];
constant bits(rsize) operand2 = X[m, rsize];
bits(PL*2) result;
boolean last = TRUE;
constant integer psize = esize DIV 8;

for e = 0 to (elements*2)-1
    boolean cond;
    case op of
        when Cmp\_LT cond = (Int(operand1, unsigned) < Int(operand2, unsigned));
        when Cmp\_LE cond = (Int(operand1, unsigned) <= Int(operand2, unsigned));

    last = last && cond;
    constant bit pbit = if last then '1' else '0';
    Elem[result, e, psize] = ZeroExtend(pbit, psize);
    operand1 = operand1 + 1;

PSTATE.<N,Z,C,V> = PredTest(mask, result, esize);
P[d0, PL] = result<PL-1:0>;
P[d1, PL] = result<PL*2-1:PL>;
```

Internal version only: aarchmrs v2025-03_rel, pseudocode v2025-03_rel ; Build timestamp: 2025-03-21T17:41

Copyright © 2010-2025 Arm Limited or its affiliates. All rights reserved. This document is Non-Confidential.

WHILELO (predicate)

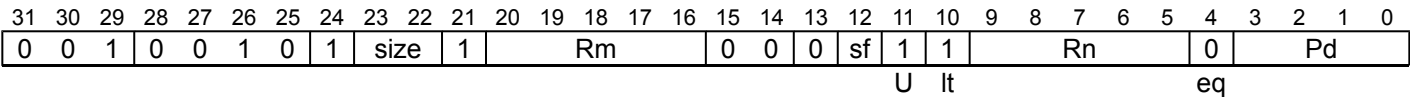
While incrementing unsigned scalar lower than scalar

Generate a predicate that starting from the lowest numbered element is true while the incrementing value of the first, unsigned scalar operand is lower than the second scalar operand and false thereafter up to the highest numbered element.

The full width of the scalar operands is significant for the purposes of comparison, and the full width first operand is incremented by one for each destination predicate element, irrespective of the predicate result element size. The first general-purpose source register is not itself updated.

The predicate result is placed in the predicate destination register. Sets the First (N), None (Z), !Last (C) condition flags based on the predicate result, and the V flag to zero.

SVE
(FEAT_SVE || FEAT_SME)



Encoding

WHILELO <Pd>.<T>, <R><n>, <R><m>

Decode for this encoding

```
if !IsFeatureImplemented(FEAT_SVE) && !IsFeatureImplemented(FEAT_SME) then
    EndOfDecode(Decode_UNDEF);
constant integer esize = 8 << UInt(size);
constant integer rsize = 32 << UInt(sf);
constant integer n = UInt(Rn);
constant integer m = UInt(Rm);
constant integer d = UInt(Pd);
constant boolean unsigned = TRUE;
constant CmpOp op = Cmp_LT;
```

Assembler Symbols

<Pd> Is the name of the destination scalable predicate register, encoded in the "Pd" field.

<T> Is the size specifier, encoded in “size”:

size	<T>
00	B
01	H
10	S
11	D

<R> Is a width specifier, encoded in “sf”:

sf	<R>
0	W
1	X

<n> Is the number [0-30] of the source general-purpose register or the name ZR (31), encoded in the "Rn" field.

<m> Is the number [0-30] of the source general-purpose register or the name ZR (31), encoded in the "Rm" field.

Operation

```
CheckSVEEnabled();
constant integer VL = CurrentVL;
constant integer PL = VL DIV 8;
constant integer elements = VL DIV esize;
constant bits(PL) mask = Ones(PL);
bits(rsize) operand1 = X[n, rsize];
constant bits(rsize) operand2 = X[m, rsize];
bits(PL) result;
boolean last = TRUE;
constant integer psize = esize DIV 8;

for e = 0 to elements-1
    boolean cond;
    case op of
        when Cmp\_LT cond = (Int(operand1, unsigned) < Int(operand2, unsigned));
        when Cmp\_LE cond = (Int(operand1, unsigned) <= Int(operand2, unsigned));

    last = last && cond;
    constant bit pbit = if last then '1' else '0';
    Elem[result, e, psize] = ZeroExtend(pbit, psize);
    operand1 = operand1 + 1;

PSTATE.<N,Z,C,V> = PredTest(mask, result, esize);
P[d, PL] = result;
```

Internal version only: aarchmrs v2025-03_rel, pseudocode v2025-03_rel ; Build timestamp: 2025-03-21T17:41

Copyright © 2010-2025 Arm Limited or its affiliates. All rights reserved. This document is Non-Confidential.

WHILELS (predicate as counter)

While incrementing unsigned scalar lower or same as scalar (predicate-as-counter)

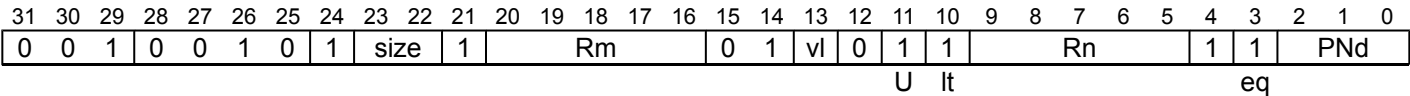
Generate a predicate for a group of two or four vectors that starting from the lowest numbered element of the group is true while the incrementing value of the first, unsigned scalar operand is lower or same as the second scalar operand and false thereafter up to the highest numbered element of the group.

If the second scalar operand is equal to the maximum unsigned integer value then a condition which includes an equality test can never fail and the result will be an all-true predicate.

The full width of the scalar operands is significant for the purposes of comparison, and the full width first operand is incremented by one for each destination predicate element, irrespective of the predicate result element size.

The predicate result is placed in the predicate destination register using the predicate-as-counter encoding. Sets the First (N), None (Z), !Last (C) condition flags based on the predicate result, and the V flag to zero.

SVE2 (FEAT_SME2 || FEAT_SVE2p1)



Encoding

WHILELS <PNd>.<T>, <Xn>, <Xm>, <vl>

Decode for this encoding

```
if !IsFeatureImplemented(FEAT_SME2) && !IsFeatureImplemented(FEAT_SVE2p1) then
    EndOfDecode(Decode_UNDEF);
constant integer esize = 8 << UInt(size);
constant integer rsize = 64;
constant integer n = UInt(Rn);
constant integer m = UInt(Rm);
constant integer d = UInt('1':PNd);
constant boolean unsigned = TRUE;
constant boolean invert = FALSE;
constant CmpOp op = Cmp_LE;
constant integer width = 2 << UInt(vl);
```

Assembler Symbols

<PNd> Is the name of the destination scalable predicate register PN8-PN15, with predicate-as-counter encoding, encoded in the "PNd" field.

<T> Is the size specifier, encoded in “size”:

size	<T>
00	B
01	H
10	S
11	D

<Xn> Is the 64-bit name of the first source general-purpose register, encoded in the "Rn" field.

<Xm> Is the 64-bit name of the second source general-purpose register, encoded in the "Rm" field.

<vl> Is the vl specifier, encoded in “vl”:

vl	<vl>
0	VLx2
1	VLx4

Operation

```
if IsFeatureImplemented(FEAT_SVE2p1) then CheckSVEEnabled\(\); else CheckStreamingSVEEnabled\(\);
constant integer VL = CurrentVL;
constant integer PL = VL DIV 8;
constant integer elements = width * (VL DIV esize);
bits(rsize) operand1 = X[n, rsize];
constant bits(rsize) operand2 = X[m, rsize];
bits(PL) result;
boolean last = TRUE;
integer count = 0;

for e = 0 to elements-1
    boolean cond;
    case op of
        when Cmp\_LT cond = (Int(operand1, unsigned) < Int(operand2, unsigned));
        when Cmp\_LE cond = (Int(operand1, unsigned) <= Int(operand2, unsigned));

    last = last && cond;
    if last then count = count + 1;
    operand1 = operand1 + 1;

result = EncodePredCount(esize, elements, count, invert, PL);
PSTATE.<N,Z,C,V> = PredCountTest(elements, count, invert);
P[d, PL] = result;
```

Internal version only: aarchmrs v2025-03_rel, pseudocode v2025-03_rel ; Build timestamp: 2025-03-21T17:41

Copyright © 2010-2025 Arm Limited or its affiliates. All rights reserved. This document is Non-Confidential.

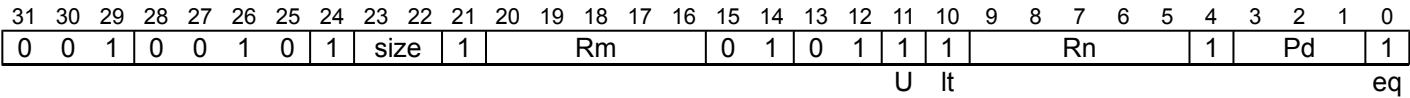
WHILELS (predicate pair)

While incrementing unsigned scalar lower or same as scalar (pair of predicates)

Generate a pair of predicates that starting from the lowest numbered element of the pair is true while the incrementing value of the first, unsigned scalar operand is lower or same as the second scalar operand and false thereafter up to the highest numbered element of the pair.
If the second scalar operand is equal to the maximum unsigned integer value then a condition which includes an equality test can never fail and the result will be an all-true predicate.

The full width of the scalar operands is significant for the purposes of comparison, and the full width first operand is incremented by one for each destination predicate element, irrespective of the predicate result element size. The first general-purpose source register is not itself updated.
The lower-numbered elements are placed in the first predicate destination register, and the higher-numbered elements in the second predicate destination register. Sets the First (N), None (Z), !Last (C) condition flags based on the predicate result, and the V flag to zero.

SVE2
(FEAT_SME2 || FEAT_SVE2p1)



Encoding

```
WHILELS { <Pd1>.<T>, <Pd2>.<T> }, <Xn>, <Xm>
```

Decode for this encoding

```
if !IsFeatureImplemented(FEAT_SME2) && !IsFeatureImplemented(FEAT_SVE2p1) then
    EndOfDecode(Decode_UNDEF);
constant integer esize = 8 << UInt(size);
constant integer rsize = 64;
constant integer n = UInt(Rn);
constant integer m = UInt(Rm);
constant integer d0 = UInt(Pd:'0');
constant integer d1 = UInt(Pd:'1');
constant boolean unsigned = TRUE;
constant CmpOp op = Cmp_LE;
```

Assembler Symbols

- <Pd1> Is the name of the first destination scalable predicate register, encoded as "Pd" times 2.
- <T> Is the size specifier, encoded in “size”:

size	<T>
00	B
01	H
10	S
11	D
- <Pd2> Is the name of the second destination scalable predicate register, encoded as "Pd" times 2 plus 1.
- <Xn> Is the 64-bit name of the first source general-purpose register, encoded in the "Rn" field.
- <Xm> Is the 64-bit name of the second source general-purpose register, encoded in the "Rm" field.

Operation

```
CheckSVEEnabled();
constant integer VL = CurrentVL;
constant integer PL = VL DIV 8;
constant integer elements = VL DIV esize;
constant bits(PL*2) mask = Ones(PL*2);
bits(rsize) operand1 = X[n, rsize];
constant bits(rsize) operand2 = X[m, rsize];
bits(PL*2) result;
boolean last = TRUE;
constant integer psize = esize DIV 8;

for e = 0 to (elements*2)-1
    boolean cond;
    case op of
        when Cmp_LT cond = (Int(operand1, unsigned) < Int(operand2, unsigned));
        when Cmp_LE cond = (Int(operand1, unsigned) <= Int(operand2, unsigned));

    last = last && cond;
    constant bit pbit = if last then '1' else '0';
    Elem[result, e, psize] = ZeroExtend(pbit, psize);
    operand1 = operand1 + 1;

PSTATE.<N,Z,C,V> = PredTest(mask, result, esize);
P[d0, PL] = result<PL-1:0>;
P[d1, PL] = result<PL*2-1:PL>;
```

Internal version only: aarchmrs v2025-03_rel, pseudocode v2025-03_rel ; Build timestamp: 2025-03-21T17:41

Copyright © 2010-2025 Arm Limited or its affiliates. All rights reserved. This document is Non-Confidential.

WHILELS (predicate)

While incrementing unsigned scalar lower or same as scalar

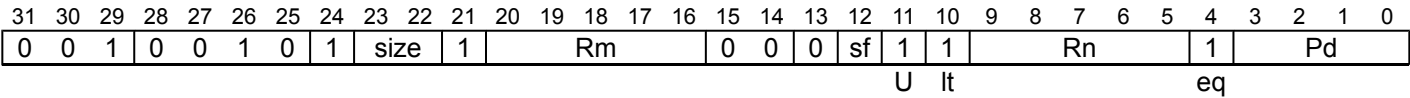
Generate a predicate that starting from the lowest numbered element is true while the incrementing value of the first, unsigned scalar operand is lower or same as the second scalar operand and false thereafter up to the highest numbered element.

If the second scalar operand is equal to the maximum unsigned integer value then a condition which includes an equality test can never fail and the result will be an all-true predicate.

The full width of the scalar operands is significant for the purposes of comparison, and the full width first operand is incremented by one for each destination predicate element, irrespective of the predicate result element size. The first general-purpose source register is not itself updated.

The predicate result is placed in the predicate destination register. Sets the First (N), None (Z), !Last (C) condition flags based on the predicate result, and the V flag to zero.

SVE
(FEAT_SVE || FEAT_SME)



Encoding

WHILELS <Pd>.<T>, <R><n>, <R><m>

Decode for this encoding

```
if !IsFeatureImplemented(FEAT_SVE) && !IsFeatureImplemented(FEAT_SME) then
    EndOfDecode(Decode_UNDEF);
constant integer esize = 8 << UInt(size);
constant integer rsize = 32 << UInt(sf);
constant integer n = UInt(Rn);
constant integer m = UInt(Rm);
constant integer d = UInt(Pd);
constant boolean unsigned = TRUE;
constant CmpOp op = Cmp_LE;
```

Assembler Symbols

<Pd> Is the name of the destination scalable predicate register, encoded in the "Pd" field.

<T> Is the size specifier, encoded in "size":

size	<T>
00	B
01	H
10	S
11	D

<R> Is a width specifier, encoded in "sf":

sf	<R>
0	W
1	X

<n> Is the number [0-30] of the source general-purpose register or the name ZR (31), encoded in the "Rn" field.

<m> Is the number [0-30] of the source general-purpose register or the name ZR (31), encoded in the "Rm" field.

Operation

```
CheckSVEEnabled();
constant integer VL = CurrentVL;
constant integer PL = VL DIV 8;
constant integer elements = VL DIV esize;
constant bits(PL) mask = Ones(PL);
bits(rsize) operand1 = X[n, rsize];
constant bits(rsize) operand2 = X[m, rsize];
bits(PL) result;
boolean last = TRUE;
constant integer psize = esize DIV 8;

for e = 0 to elements-1
    boolean cond;
    case op of
        when Cmp\_LT cond = (Int(operand1, unsigned) < Int(operand2, unsigned));
        when Cmp\_LE cond = (Int(operand1, unsigned) <= Int(operand2, unsigned));

    last = last && cond;
    constant bit pbit = if last then '1' else '0';
    Elem[result, e, psize] = ZeroExtend(pbit, psize);
    operand1 = operand1 + 1;

PSTATE.<N,Z,C,V> = PredTest(mask, result, esize);
P[d, PL] = result;
```

Internal version only: aarchmrs v2025-03_rel, pseudocode v2025-03_rel ; Build timestamp: 2025-03-21T17:41

Copyright © 2010-2025 Arm Limited or its affiliates. All rights reserved. This document is Non-Confidential.

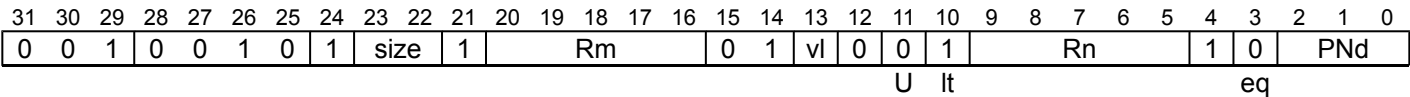
WHILELT (predicate as counter)

While incrementing signed scalar less than scalar (predicate-as-counter)

Generate a predicate for a group of two or four vectors that starting from the lowest numbered element of the group is true while the incrementing value of the first, signed scalar operand is less than the second scalar operand and false thereafter up to the highest numbered element of the group. The full width of the scalar operands is significant for the purposes of comparison, and the full width first operand is incremented by one for each destination predicate element, irrespective of the predicate result element size.

The predicate result is placed in the predicate destination register using the predicate-as-counter encoding. Sets the First (N), None (Z), !Last (C) condition flags based on the predicate result, and the V flag to zero.

SVE2 (FEAT_SME2 || FEAT_SVE2p1)



Encoding

```
WHILELT <PNd>.<T>, <Xn>, <Xm>, <vl>
```

Decode for this encoding

```
if !IsFeatureImplemented(FEAT_SME2) && !IsFeatureImplemented(FEAT_SVE2p1) then
    EndOfDecode(Decode_UNDEF);
constant integer esize = 8 << UInt(size);
constant integer rsize = 64;
constant integer n = UInt(Rn);
constant integer m = UInt(Rm);
constant integer d = UInt('1':PNd);
constant boolean unsigned = FALSE;
constant boolean invert = FALSE;
constant CmpOp op = Cmp_LT;
constant integer width = 2 << UInt(vl);
```

Assembler Symbols

<PNd> Is the name of the destination scalable predicate register PN8-PN15, with predicate-as-counter encoding, encoded in the "PNd" field.

<T> Is the size specifier, encoded in “size”:

size	<T>
00	B
01	H
10	S
11	D

<Xn> Is the 64-bit name of the first source general-purpose register, encoded in the "Rn" field.

<Xm> Is the 64-bit name of the second source general-purpose register, encoded in the "Rm" field.

<vl> Is the vl specifier, encoded in “vl”:

vl	<vl>
0	VLx2
1	VLx4

Operation

```
if IsFeatureImplemented(FEAT_SVE2p1) then CheckSVEEnabled\(\); else CheckStreamingSVEEnabled\(\);
constant integer VL = CurrentVL;
constant integer PL = VL DIV 8;
constant integer elements = width * (VL DIV esize);
bits(rsize) operand1 = X[n, rsize];
constant bits(rsize) operand2 = X[m, rsize];
bits(PL) result;
boolean last = TRUE;
integer count = 0;

for e = 0 to elements-1
    boolean cond;
    case op of
        when Cmp\_LT cond = (Int(operand1, unsigned) < Int(operand2, unsigned));
        when Cmp\_LE cond = (Int(operand1, unsigned) <= Int(operand2, unsigned));

    last = last && cond;
    if last then count = count + 1;
    operand1 = operand1 + 1;

result = EncodePredCount(esize, elements, count, invert, PL);
PSTATE.<N,Z,C,V> = PredCountTest(elements, count, invert);
P[d, PL] = result;
```

Internal version only: aarchmrs v2025-03_rel, pseudocode v2025-03_rel ; Build timestamp: 2025-03-21T17:41

Copyright © 2010-2025 Arm Limited or its affiliates. All rights reserved. This document is Non-Confidential.

WHILELT (predicate pair)

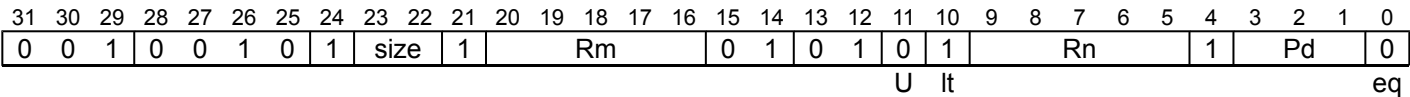
While incrementing signed scalar less than scalar (pair of predicates)

Generate a pair of predicates that starting from the lowest numbered element of the pair is true while the incrementing value of the first, signed scalar operand is less than the second scalar operand and false thereafter up to the highest numbered element of the pair.

The full width of the scalar operands is significant for the purposes of comparison, and the full width first operand is incremented by one for each destination predicate element, irrespective of the predicate result element size. The first general-purpose source register is not itself updated.

The lower-numbered elements are placed in the first predicate destination register, and the higher-numbered elements in the second predicate destination register. Sets the First (N), None (Z), !Last (C) condition flags based on the predicate result, and the V flag to zero.

SVE2
(FEAT_SME2 || FEAT_SVE2p1)



Encoding

```
WHILELT { <Pd1>.<T>, <Pd2>.<T> }, <Xn>, <Xm>
```

Decode for this encoding

```
if !IsFeatureImplemented(FEAT_SME2) && !IsFeatureImplemented(FEAT_SVE2p1) then
    EndOfDecode(Decode_UNDEF);
constant integer esize = 8 << UInt(size);
constant integer rsize = 64;
constant integer n = UInt(Rn);
constant integer m = UInt(Rm);
constant integer d0 = UInt(Pd:'0');
constant integer d1 = UInt(Pd:'1');
constant boolean unsigned = FALSE;
constant CmpOp op = Cmp_LT;
```

Assembler Symbols

- <Pd1> Is the name of the first destination scalable predicate register, encoded as "Pd" times 2.
- <T> Is the size specifier, encoded in "size":

size	<T>
00	B
01	H
10	S
11	D
- <Pd2> Is the name of the second destination scalable predicate register, encoded as "Pd" times 2 plus 1.
- <Xn> Is the 64-bit name of the first source general-purpose register, encoded in the "Rn" field.
- <Xm> Is the 64-bit name of the second source general-purpose register, encoded in the "Rm" field.

Operation

```
CheckSVEEnabled();
constant integer VL = CurrentVL;
constant integer PL = VL DIV 8;
constant integer elements = VL DIV esize;
constant bits(PL*2) mask = Ones(PL*2);
bits(rsize) operand1 = X[n, rsize];
constant bits(rsize) operand2 = X[m, rsize];
bits(PL*2) result;
boolean last = TRUE;
constant integer psize = esize DIV 8;

for e = 0 to (elements*2)-1
    boolean cond;
    case op of
        when Cmp\_LT cond = (Int(operand1, unsigned) < Int(operand2, unsigned));
        when Cmp\_LE cond = (Int(operand1, unsigned) <= Int(operand2, unsigned));

    last = last && cond;
    constant bit pbit = if last then '1' else '0';
    Elem[result, e, psize] = ZeroExtend(pbit, psize);
    operand1 = operand1 + 1;

PSTATE.<N,Z,C,V> = PredTest(mask, result, esize);
P[d0, PL] = result<PL-1:0>;
P[d1, PL] = result<PL*2-1:PL>;
```

Internal version only: aarchmrs v2025-03_rel, pseudocode v2025-03_rel ; Build timestamp: 2025-03-21T17:41

Copyright © 2010-2025 Arm Limited or its affiliates. All rights reserved. This document is Non-Confidential.

WHILELT (predicate)

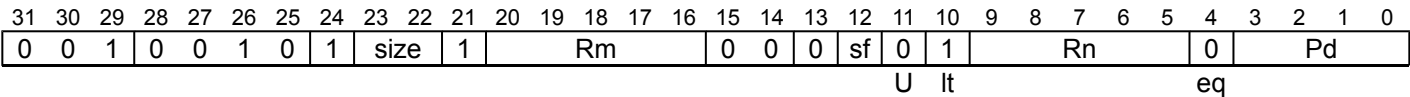
While incrementing signed scalar less than scalar

Generate a predicate that starting from the lowest numbered element is true while the incrementing value of the first, signed scalar operand is less than the second scalar operand and false thereafter up to the highest numbered element.

The full width of the scalar operands is significant for the purposes of comparison, and the full width first operand is incremented by one for each destination predicate element, irrespective of the predicate result element size. The first general-purpose source register is not itself updated.

The predicate result is placed in the predicate destination register. Sets the First (N), None (Z), !Last (C) condition flags based on the predicate result, and the V flag to zero.

SVE
(FEAT_SVE || FEAT_SME)



Encoding

WHILELT <Pd>.<T>, <R><n>, <R><m>

Decode for this encoding

```
if !IsFeatureImplemented(FEAT_SVE) && !IsFeatureImplemented(FEAT_SME) then
    EndOfDecode(Decode_UNDEF);
constant integer esize = 8 << UInt(size);
constant integer rsize = 32 << UInt(sf);
constant integer n = UInt(Rn);
constant integer m = UInt(Rm);
constant integer d = UInt(Pd);
constant boolean unsigned = FALSE;
constant CmpOp op = Cmp_LT;
```

Assembler Symbols

<Pd> Is the name of the destination scalable predicate register, encoded in the "Pd" field.

<T> Is the size specifier, encoded in "size":

size	<T>
00	B
01	H
10	S
11	D

<R> Is a width specifier, encoded in "sf":

sf	<R>
0	W
1	X

<n> Is the number [0-30] of the source general-purpose register or the name ZR (31), encoded in the "Rn" field.

<m> Is the number [0-30] of the source general-purpose register or the name ZR (31), encoded in the "Rm" field.

Operation

```
CheckSVEEnabled();
constant integer VL = CurrentVL;
constant integer PL = VL DIV 8;
constant integer elements = VL DIV esize;
constant bits(PL) mask = Ones(PL);
bits(rsize) operand1 = X[n, rsize];
constant bits(rsize) operand2 = X[m, rsize];
bits(PL) result;
boolean last = TRUE;
constant integer psize = esize DIV 8;

for e = 0 to elements-1
    boolean cond;
    case op of
        when Cmp\_LT cond = (Int(operand1, unsigned) < Int(operand2, unsigned));
        when Cmp\_LE cond = (Int(operand1, unsigned) <= Int(operand2, unsigned));

    last = last && cond;
    constant bit pbit = if last then '1' else '0';
    Elem[result, e, psize] = ZeroExtend(pbit, psize);
    operand1 = operand1 + 1;

PSTATE.<N,Z,C,V> = PredTest(mask, result, esize);
P[d, PL] = result;
```

Internal version only: aarchmrs v2025-03_rel, pseudocode v2025-03_rel ; Build timestamp: 2025-03-21T17:41

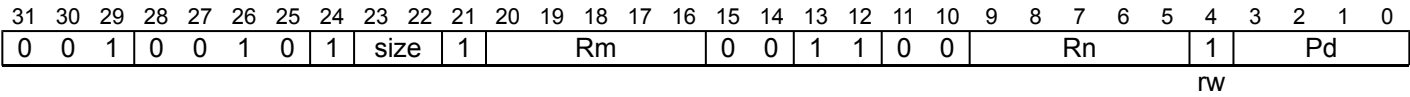
Copyright © 2010-2025 Arm Limited or its affiliates. All rights reserved. This document is Non-Confidential.

WHILERW

While free of read-after-write conflicts

This instruction checks two addresses for a conflict or overlap between address ranges of the form [addr,addr+VL÷8), where VL is the accessible vector length in bits, that could result in a loop-carried dependency through memory due to the use of these addresses by contiguous load and store instructions within the same iteration of a loop. Generate a predicate whose elements are true while the addresses cannot conflict within the same iteration, and false thereafter. Sets the First (N), None (Z), !Last (C) condition flags based on the predicate result, and the V flag to zero.

SVE2
(FEAT_SVE2 || FEAT_SME)



Encoding

WHILERW <Pd>.<T>, <Xn>, <Xm>

Decode for this encoding

```
if !IsFeatureImplemented(FEAT_SVE2) && !IsFeatureImplemented(FEAT_SME) then
    EndOfDecode(Decode_UNDEF);
constant integer esize = 8 << UInt(size);
constant integer n = UInt(Rn);
constant integer m = UInt(Rm);
constant integer d = UInt(Pd);
```

Assembler Symbols

<Pd> Is the name of the destination scalable predicate register, encoded in the "Pd" field.

<T> Is the size specifier, encoded in “size”:

size	<T>
00	B
01	H
10	S
11	D

<Xn> Is the 64-bit name of the first source general-purpose register, encoded in the "Rn" field.

<Xm> Is the 64-bit name of the second source general-purpose register, encoded in the "Rm" field.

Operation

```
CheckSVEEnabled();
constant integer VL = CurrentVL;
constant integer PL = VL DIV 8;
constant integer elements = VL DIV esize;
constant bits(PL) mask = Ones(PL);
constant bits(64) src1 = X[n, 64];
constant bits(64) src2 = X[m, 64];
constant integer operand1 = UInt(src1);
constant integer operand2 = UInt(src2);
bits(PL) result;
constant integer psize = esize DIV 8;

constant integer diff = Abs(operand2 - operand1) DIV (esize DIV 8);
for e = 0 to elements-1
    if diff == 0 || e < diff then
        Elem[result, e, psize] = ZeroExtend('1', psize);
    else
        Elem[result, e, psize] = ZeroExtend('0', psize);

PSTATE.<N,Z,C,V> = PredTest(mask, result, esize);
P[d, PL] = result;
```

Internal version only: aarchmrs v2025-03_rel, pseudocode v2025-03_rel ; Build timestamp: 2025-03-21T17:41

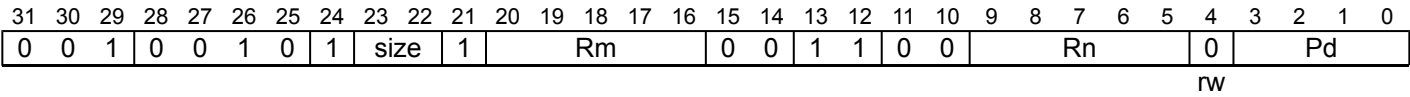
Copyright © 2010-2025 Arm Limited or its affiliates. All rights reserved. This document is Non-Confidential.

WHILEWR

While free of write-after-read/write conflicts

This instruction checks two addresses for a conflict or overlap between address ranges of the form [addr,addr+VL÷8), where VL is the accessible vector length in bits, that could result in a loop-carried dependency through memory due to the use of these addresses by contiguous load and store instructions within the same iteration of a loop. Generate a predicate whose elements are true while the addresses cannot conflict within the same iteration, and false thereafter. Sets the First (N), None (Z), !Last (C) condition flags based on the predicate result, and the V flag to zero.

SVE2
(FEAT_SVE2 || FEAT_SME)



Encoding

WHILEWR <Pd>.<T>, <Xn>, <Xm>

Decode for this encoding

```
if !IsFeatureImplemented(FEAT_SVE2) && !IsFeatureImplemented(FEAT_SME) then
    EndOfDecode(Decode_UNDEF);
constant integer esize = 8 << UInt(size);
constant integer n = UInt(Rn);
constant integer m = UInt(Rm);
constant integer d = UInt(Pd);
```

Assembler Symbols

<Pd> Is the name of the destination scalable predicate register, encoded in the "Pd" field.

<T> Is the size specifier, encoded in “size”:

size	<T>
00	B
01	H
10	S
11	D

<Xn> Is the 64-bit name of the first source general-purpose register, encoded in the "Rn" field.

<Xm> Is the 64-bit name of the second source general-purpose register, encoded in the "Rm" field.

Operation

```
CheckSVEEnabled();
constant integer VL = CurrentVL;
constant integer PL = VL DIV 8;
constant integer elements = VL DIV esize;
constant bits(PL) mask = Ones(PL);
constant bits(64) src1 = X[n, 64];
constant bits(64) src2 = X[m, 64];
constant integer operand1 = UInt(src1);
constant integer operand2 = UInt(src2);
bits(PL) result;
constant integer psize = esize DIV 8;

constant integer diff = (operand2 - operand1) DIV (esize DIV 8);
for e = 0 to elements-1
    if diff <= 0 || e < diff then
        Elem[result, e, psize] = ZeroExtend('1', psize);
    else
        Elem[result, e, psize] = ZeroExtend('0', psize);

PSTATE.<N,Z,C,V> = PredTest(mask, result, esize);
P[d, PL] = result;
```

Internal version only: aarchmrs v2025-03_rel, pseudocode v2025-03_rel ; Build timestamp: 2025-03-21T17:41

Copyright © 2010-2025 Arm Limited or its affiliates. All rights reserved. This document is Non-Confidential.

WRFFR

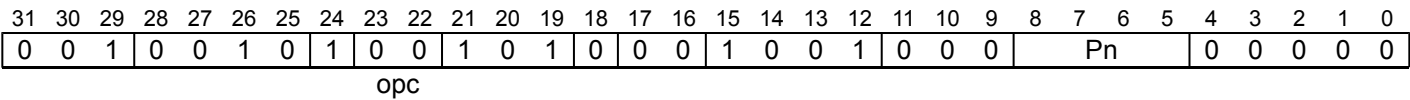
Write the first-fault register

Read the source predicate register and place in the first-fault register (FFR). This instruction is intended to restore a saved FFR and is not recommended for general use by applications.

This instruction requires that the source predicate contains a monotonic predicate value, in which starting from bit 0 there are zero or more 1 bits, followed only by 0 bits in any remaining bit positions. If the source is not a monotonic predicate value, then the resulting value in the FFR will be UNPREDICTABLE. It is not possible to generate a non-monotonic value in FFR when using SETFFR followed by first-fault or non-fault loads.

This instruction is illegal when executed in Streaming SVE mode, unless FEAT_SME_FA64 is implemented and enabled.

SVE (FEAT_SVE)



Encoding

WRFFR <Pn>.B

Decode for this encoding

```
if !IsFeatureImplemented(FEAT_SVE) then EndOfDecode(Decode_UNDEF);
constant integer n = UInt(Pn);
```

Assembler Symbols

<Pn> Is the name of the source scalable predicate register, encoded in the "Pn" field.

Operation

```
CheckNonStreamingSVEEnabled();
constant integer VL = CurrentVL;
constant integer PL = VL DIV 8;
constant bits(PL) operand = P[n, PL];

constant integer hsb = HighestSetBit(operand);
if hsb < 0 || IsOnes(operand<hsb:0>) then
    FFR[PL] = operand;
else // not a monotonic predicate
    FFR[PL] = bits(PL) UNKNOWN;
```

Operational information

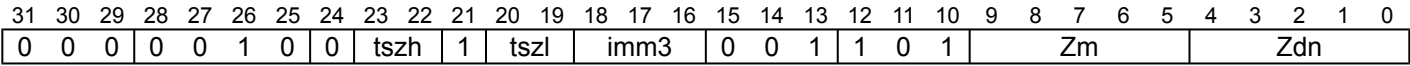
- If PSTATE.DIT is 1:
- The execution time of this instruction is independent of:
 - The values of the data supplied in any of its registers.
 - The values of the NZCV flags.
 - The response of this instruction to asynchronous exceptions does not vary based on:
 - The values of the data supplied in any of its registers.
 - The values of the NZCV flags.

XAR

Bitwise exclusive-OR and rotate right by immediate

Bitwise exclusive-OR the corresponding elements of the first and second source vectors, then rotate each result element right by an immediate amount. The final results are destructively placed in the corresponding elements of the destination and first source vector. This instruction is unpredicated.

SVE2
(FEAT_SVE2 || FEAT_SME)



Encoding

```
XAR <Zdn>.<T>, <Zdn>.<T>, <Zm>.<T>, #<const>
```

Decode for this encoding

```
if !IsFeatureImplemented(FEAT_SVE2) && !IsFeatureImplemented(FEAT_SME) then
    EndOfDecode(Decode_UNDEF);
constant bits(4) tsize = tszh:tszl;
if tsize == '0000' then EndOfDecode(Decode_UNDEF);
constant integer esize = 8 << HighestSetBit(tsize);
constant integer m = UInt(Zm);
constant integer dn = UInt(Zdn);
constant integer rot = (2 * esize) - UInt(tsize:imm3);
```

Assembler Symbols

<Zdn> Is the name of the first source and destination scalable vector register, encoded in the "Zdn" field.

<T> Is the size specifier, encoded in "tszh:tszl":

tszh	tszl	<T>
00	00	RESERVED
00	01	B
00	1x	H
01	xx	S
1x	xx	D

<Zm> Is the name of the second source scalable vector register, encoded in the "Zm" field.

<const> Is the immediate shift amount, in the range 1 to number of bits per element, encoded in "tszh:tszl:imm3".

Operation

```
CheckSVEEnabled();
constant integer VL = CurrentVL;
constant integer elements = VL DIV esize;
constant bits(VL) operand1 = Z[dn, VL];
constant bits(VL) operand2 = Z[m, VL];
bits(VL) result;

for e = 0 to elements-1
    constant bits(esize) element1 = Elem[operand1, e, esize];
    constant bits(esize) element2 = Elem[operand2, e, esize];
    Elem[result, e, esize] = ROR(element1 EOR element2, rot);
Z[dn, VL] = result;
```

Operational information

If PSTATE.DIT is 1:

- The execution time of this instruction is independent of:
 - The values of the data supplied in any of its registers.
 - The values of the NZCV flags.
- The response of this instruction to asynchronous exceptions does not vary based on:
 - The values of the data supplied in any of its registers.
 - The values of the NZCV flags.

This instruction might be immediately preceded in program order by a `MOVPRFX` instruction. The `MOVPRFX` must conform to all of the following requirements, otherwise the behavior of the `MOVPRFX` and this instruction is **CONSTRAINED UNPREDICTABLE**:

- The `MOVPRFX` must be unpredicated.
- The `MOVPRFX` must specify the same destination register as this instruction.
- The destination register must not refer to architectural register state referenced by any other source operand register of this instruction.

Internal version only: aarchmrs v2025-03_rel, pseudocode v2025-03_rel ; Build timestamp: 2025-03-21T17:41

Copyright © 2010-2025 Arm Limited or its affiliates. All rights reserved. This document is Non-Confidential.

ZIP1, ZIP2 (predicates)

Interleave elements from two half predicates

Interleave alternating elements from the lowest or highest halves of the first and second source predicates and place in elements of the destination predicate. This instruction is unpredicated.

It has encodings from 2 classes: [High halves](#) and [Low halves](#)

High halves

(FEAT_SVE || FEAT_SME)

31	30	29	28	27	26	25	24	23	22	21	20	19	18	17	16	15	14	13	12	11	10	9	8	7	6	5	4	3	2	1	0
0	0	0	0	0	1	0	1	size	1	0	Pm			0	1	0	0	0	1	0	Pn			0	Pd						
opc																					H										

Encoding

ZIP2 <Pd>.<T>, <Pn>.<T>, <Pm>.<T>

Decode for this encoding

```
if !IsFeatureImplemented(FEAT_SVE) && !IsFeatureImplemented(FEAT_SME) then
    EndOfDecode(Decode_UNDEF);
constant integer esize = 8 << UInt(size);
constant integer n = UInt(Pn);
constant integer m = UInt(Pm);
constant integer d = UInt(Pd);
constant integer part = 1;
```

Low halves

(FEAT_SVE || FEAT_SME)

31	30	29	28	27	26	25	24	23	22	21	20	19	18	17	16	15	14	13	12	11	10	9	8	7	6	5	4	3	2	1	0
0	0	0	0	0	1	0	1	size	1	0	Pm			0	1	0	0	0	0	0	Pn			0	Pd						
opc																					H										

Encoding

ZIP1 <Pd>.<T>, <Pn>.<T>, <Pm>.<T>

Decode for this encoding

```
if !IsFeatureImplemented(FEAT_SVE) && !IsFeatureImplemented(FEAT_SME) then
    EndOfDecode(Decode_UNDEF);
constant integer esize = 8 << UInt(size);
constant integer n = UInt(Pn);
constant integer m = UInt(Pm);
constant integer d = UInt(Pd);
constant integer part = 0;
```

Assembler Symbols

<Pd> Is the name of the destination scalable predicate register, encoded in the "Pd" field.

<T> Is the size specifier, encoded in “size”:

size	<T>
00	B
01	H
10	S
11	D

- <Pn> Is the name of the first source scalable predicate register, encoded in the "Pn" field.
- <Pm> Is the name of the second source scalable predicate register, encoded in the "Pm" field.

Operation

```

CheckSVEEnabled();
constant integer VL = CurrentVL;
constant integer PL = VL DIV 8;
constant integer pairs = VL DIV (esize * 2);
constant bits(PL) operand1 = P[n, PL];
constant bits(PL) operand2 = P[m, PL];
bits(PL) result;

constant integer base = part * pairs;
for p = 0 to pairs-1
    Elem[result, 2*p+0, esize DIV 8] = Elem[operand1, base+p, esize DIV 8];
    Elem[result, 2*p+1, esize DIV 8] = Elem[operand2, base+p, esize DIV 8];

P[d, PL] = result;

```

Operational information

If PSTATE.DIT is 1:

- The execution time of this instruction is independent of:
 - The values of the data supplied in any of its registers.
 - The values of the NZCV flags.
- The response of this instruction to asynchronous exceptions does not vary based on:
 - The values of the data supplied in any of its registers.
 - The values of the NZCV flags.

Internal version only: aarchmrs v2025-03_rel, pseudocode v2025-03_rel ; Build timestamp: 2025-03-21T17:41

Copyright © 2010-2025 Arm Limited or its affiliates. All rights reserved. This document is Non-Confidential.

ZIP1, ZIP2 (vectors)

Interleave elements from two half vectors

Interleave alternating elements from the lowest or highest halves of the first and second source vectors and place in elements of the destination vector. This instruction is unpredicated.

The 128-bit element variant requires that the Effective SVE vector length is at least 256 bits. ID_AA64ZFR0_EL1.F64MM indicates whether the 128-bit element variant is implemented. The 128-bit element variant is illegal when executed in Streaming SVE mode, unless FEAT_SME_FA64 is implemented and enabled.

It has encodings from 4 classes: [High halves](#) , [High halves \(quadwords\)](#) , [Low halves](#) and [Low halves \(quadwords\)](#)

High halves

(FEAT_SVE || FEAT_SME)

31	30	29	28	27	26	25	24	23	22	21	20	19	18	17	16	15	14	13	12	11	10	9	8	7	6	5	4	3	2	1	0
0	0	0	0	0	1	0	1	size	1				Zm			0	1	1	0	0	1				Zn				Zd		
																								H							

Encoding

ZIP2 [<Zd>.<T>](#), [<Zn>.<T>](#), [<Zm>.<T>](#)

Decode for this encoding

```
if !IsFeatureImplemented(FEAT_SVE) && !IsFeatureImplemented(FEAT_SME) then
    EndOfDecode(Decode_UNDEF);
constant integer esize = 8 << UInt(size);
constant integer n = UInt(Zn);
constant integer m = UInt(Zm);
constant integer d = UInt(Zd);
constant integer part = 1;
```

High halves (quadwords)

(FEAT_F64MM)

31	30	29	28	27	26	25	24	23	22	21	20	19	18	17	16	15	14	13	12	11	10	9	8	7	6	5	4	3	2	1	0
0	0	0	0	0	1	0	1	1	0	1				Zm			0	0	0	0	0	1				Zn			Zd		
																								opc				H			

Encoding

ZIP2 [<Zd>.Q](#), [<Zn>.Q](#), [<Zm>.Q](#)

Decode for this encoding

```
if !IsFeatureImplemented(FEAT_F64MM) then EndOfDecode(Decode_UNDEF);
constant integer esize = 128;
constant integer n = UInt(Zn);
constant integer m = UInt(Zm);
constant integer d = UInt(Zd);
constant integer part = 1;
```

Low halves

(FEAT_SVE || FEAT_SME)

31	30	29	28	27	26	25	24	23	22	21	20	19	18	17	16	15	14	13	12	11	10	9	8	7	6	5	4	3	2	1	0
0	0	0	0	0	1	0	1	size	1				Zm			0	1	1	0	0	0				Zn				Zd		
																								H							

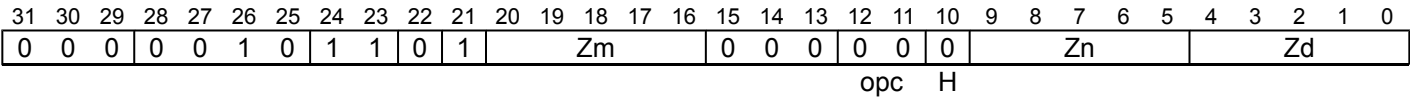
Encoding

```
ZIP1 <Zd>.<T>, <Zn>.<T>, <Zm>.<T>
```

Decode for this encoding

```
if !IsFeatureImplemented(FEAT_SVE) && !IsFeatureImplemented(FEAT_SME) then
    EndOfDecode(Decode_UNDEF);
constant integer esize = 8 << UInt(size);
constant integer n = UInt(Zn);
constant integer m = UInt(Zm);
constant integer d = UInt(Zd);
constant integer part = 0;
```

Low halves (quadwords)
(FEAT_F64MM)



Encoding

```
ZIP1 <Zd>.Q, <Zn>.Q, <Zm>.Q
```

Decode for this encoding

```
if !IsFeatureImplemented(FEAT_F64MM) then EndOfDecode(Decode_UNDEF);
constant integer esize = 128;
constant integer n = UInt(Zn);
constant integer m = UInt(Zm);
constant integer d = UInt(Zd);
constant integer part = 0;
```

Assembler Symbols

<Zd> Is the name of the destination scalable vector register, encoded in the "Zd" field.

<T> Is the size specifier, encoded in "size":

size	<T>
00	B
01	H
10	S
11	D

<Zn> Is the name of the first source scalable vector register, encoded in the "Zn" field.

<Zm> Is the name of the second source scalable vector register, encoded in the "Zm" field.

Operation

```
if esize < 128 then CheckSVEEnabled(); else CheckNonStreamingSVEEnabled();
constant integer VL = CurrentVL;
if VL < esize * 2 then EndOfDecode(Decode\_UNDEF);
constant integer pairs = VL DIV (esize * 2);
constant bits(VL) operand1 = Z[n, VL];
constant bits(VL) operand2 = Z[m, VL];
bits(VL) result = Zeros(VL);

constant integer base = part * pairs;
for p = 0 to pairs-1
    Elem[result, 2*p+0, esize] = Elem[operand1, base+p, esize];
    Elem[result, 2*p+1, esize] = Elem[operand2, base+p, esize];

Z[d, VL] = result;
```

Operational information

If PSTATE.DIT is 1:

- The execution time of this instruction is independent of:
 - The values of the data supplied in any of its registers.
 - The values of the NZCV flags.
- The response of this instruction to asynchronous exceptions does not vary based on:
 - The values of the data supplied in any of its registers.
 - The values of the NZCV flags.

Internal version only: aarchmrs v2025-03_rel, pseudocode v2025-03_rel ; Build timestamp: 2025-03-21T17:41

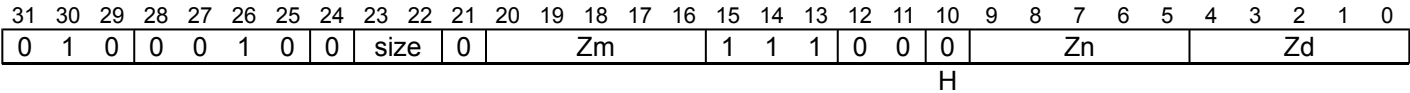
Copyright © 2010-2025 Arm Limited or its affiliates. All rights reserved. This document is Non-Confidential.

ZIPQ1

Interleave elements from low halves of each pair of quadword vector segments

Interleave alternating elements from low halves of the corresponding 128-bit vector segments of the first and second source vectors and place in elements of the corresponding destination vector segment. This instruction is unpredicated.

SVE2
(FEAT_SVE2p1 || FEAT_SME2p1)



Encoding

```
ZIPQ1 <Zd>.<T>, <Zn>.<T>, <Zm>.<T>
```

Decode for this encoding

```
if !IsFeatureImplemented(FEAT_SVE2p1) && !IsFeatureImplemented(FEAT_SME2p1) then
    EndOfDecode(Decode_UNDEF);
constant integer esize = 8 << UInt(size);
constant integer n = UInt(Zn);
constant integer m = UInt(Zm);
constant integer d = UInt(Zd);
constant integer part = 0;
```

Assembler Symbols

<Zd> Is the name of the destination scalable vector register, encoded in the "Zd" field.

<T> Is the size specifier, encoded in "size":

size	<T>
00	B
01	H
10	S
11	D

<Zn> Is the name of the first source scalable vector register, encoded in the "Zn" field.

<Zm> Is the name of the second source scalable vector register, encoded in the "Zm" field.

Operation

```
CheckSVEEnabled();
constant integer VL = CurrentVL;
constant integer segments = VL DIV 128;
constant integer elements = 128 DIV esize;
constant integer pairs = elements DIV 2;
constant bits(VL) operand1 = Z[n, VL];
constant bits(VL) operand2 = Z[m, VL];
bits(VL) result;

for s = 0 to segments-1
    constant integer base = s * elements + part * pairs;
    for p = 0 to pairs-1
        Elem[result, s * elements + 2 * p + 0, esize] = Elem[operand1, base + p, esize];
        Elem[result, s * elements + 2 * p + 1, esize] = Elem[operand2, base + p, esize];

Z[d, VL] = result;
```

Operational information

If PSTATE.DIT is 1:

- The execution time of this instruction is independent of:
 - The values of the data supplied in any of its registers.
 - The values of the NZCV flags.
- The response of this instruction to asynchronous exceptions does not vary based on:
 - The values of the data supplied in any of its registers.
 - The values of the NZCV flags.

Internal version only: aarchmrs v2025-03_rel, pseudocode v2025-03_rel ; Build timestamp: 2025-03-21T17:41

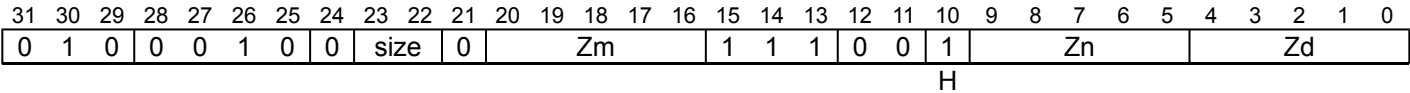
Copyright © 2010-2025 Arm Limited or its affiliates. All rights reserved. This document is Non-Confidential.

ZIPQ2

Interleave elements from high halves of each pair of quadword vector segments

Interleave alternating elements from high halves of the corresponding 128-bit vector segments of the first and second source vectors and place in elements of the corresponding destination vector segment. This instruction is unpredicated.

SVE2
(FEAT_SVE2p1 || FEAT_SME2p1)



Encoding

ZIPQ2 <Zd>.<T>, <Zn>.<T>, <Zm>.<T>

Decode for this encoding

```
if !IsFeatureImplemented(FEAT_SVE2p1) && !IsFeatureImplemented(FEAT_SME2p1) then
    EndOfDecode(Decode_UNDEF);
constant integer esize = 8 << UInt(size);
constant integer n = UInt(Zn);
constant integer m = UInt(Zm);
constant integer d = UInt(Zd);
constant integer part = 1;
```

Assembler Symbols

<Zd> Is the name of the destination scalable vector register, encoded in the "Zd" field.

<T> Is the size specifier, encoded in "size":

size	<T>
00	B
01	H
10	S
11	D

<Zn> Is the name of the first source scalable vector register, encoded in the "Zn" field.

<Zm> Is the name of the second source scalable vector register, encoded in the "Zm" field.

Operation

```
CheckSVEEnabled();
constant integer VL = CurrentVL;
constant integer segments = VL DIV 128;
constant integer elements = 128 DIV esize;
constant integer pairs = elements DIV 2;
constant bits(VL) operand1 = Z[n, VL];
constant bits(VL) operand2 = Z[m, VL];
bits(VL) result;

for s = 0 to segments-1
    constant integer base = s * elements + part * pairs;
    for p = 0 to pairs-1
        Elem[result, s * elements + 2 * p + 0, esize] = Elem[operand1, base + p, esize];
        Elem[result, s * elements + 2 * p + 1, esize] = Elem[operand2, base + p, esize];

Z[d, VL] = result;
```

Operational information

If PSTATE.DIT is 1:

- The execution time of this instruction is independent of:
 - The values of the data supplied in any of its registers.
 - The values of the NZCV flags.
- The response of this instruction to asynchronous exceptions does not vary based on:
 - The values of the data supplied in any of its registers.
 - The values of the NZCV flags.

Internal version only: aarchmrs v2025-03_rel, pseudocode v2025-03_rel ; Build timestamp: 2025-03-21T17:41

Copyright © 2010-2025 Arm Limited or its affiliates. All rights reserved. This document is Non-Confidential.

A64 -- SME Instructions (alphabetic order)

[ADD \(array accumulators\)](#): Add multi-vector to ZA array vector accumulators.

[ADD \(array results, multiple and single vector\)](#): Add replicated single vector to multi-vector with ZA array vector results.

[ADD \(array results, multiple vectors\)](#): Add multi-vector to multi-vector with ZA array vector results.

[ADD \(to vector\)](#): Add replicated single vector to multi-vector with multi-vector result.

[ADDHA](#): Add horizontally vector elements to ZA tile.

[ADDSPIL](#): Add multiple of Streaming SVE predicate register size to scalar register.

[ADDSPVL](#): Add multiple of Streaming SVE vector register size to scalar register.

[ADDVA](#): Add vertically vector elements to ZA tile.

[BF1CVT, BF2CVT](#): Multi-vector convert from 8-bit floating-point to BFloat16 (in-order).

[BF1CVTL, BF2CVTL](#): Multi-vector convert from 8-bit floating-point to deinterleaved BFloat16.

[BFADD](#): BFloat16 add multi-vector to ZA array vector accumulators.

[BFCLAMP](#): Multi-vector BFloat16 clamp to minimum/maximum number.

[BFCVT \(BFloat16 to 8-bit floating-point\)](#): Multi-vector convert from BFloat16 to packed 8-bit floating-point format.

[BFCVT \(single-precision to BFloat16\)](#): Multi-vector convert from single-precision to packed BFloat16 format.

[BFCVTN](#): Multi-vector convert from single-precision to interleaved BFloat16 format.

[BFDOT \(multiple and indexed vector\)](#): Multi-vector BFloat16 dot-product by indexed element.

[BFDOT \(multiple and single vector\)](#): Multi-vector BFloat16 dot-product by vector.

[BFDOT \(multiple vectors\)](#): Multi-vector BFloat16 dot-product.

[BFMAX \(multiple and single vector\)](#): Multi-vector BFloat16 maximum by vector.

[BFMAX \(multiple vectors\)](#): Multi-vector BFloat16 maximum.

[BFMAXNM \(multiple and single vector\)](#): Multi-vector BFloat16 maximum number by vector.

[BFMAXNM \(multiple vectors\)](#): Multi-vector BFloat16 maximum number.

[BFMIN \(multiple and single vector\)](#): Multi-vector BFloat16 minimum by vector.

[BFMIN \(multiple vectors\)](#): Multi-vector BFloat16 minimum.

[BFMINNM \(multiple and single vector\)](#): Multi-vector BFloat16 minimum number by vector.

[BFMINNM \(multiple vectors\)](#): Multi-vector BFloat16 minimum number.

[BFMLA \(multiple and indexed vector\)](#): Multi-vector BFloat16 fused multiply-add by indexed element.

[BFMLA \(multiple and single vector\)](#): Multi-vector BFloat16 fused multiply-add by vector.

[BFMLA \(multiple vectors\)](#): Multi-vector BFloat16 fused multiply-add.

[BFMLAL \(multiple and indexed vector\)](#): Multi-vector BFloat16 multiply-add long by indexed element.

[BFMLAL \(multiple and single vector\)](#): Multi-vector BFloat16 multiply-add long by vector.

[BFMLAL \(multiple vectors\)](#): Multi-vector BFloat16 multiply-add long.

[BFMLS \(multiple and indexed vector\)](#): Multi-vector BFloat16 fused multiply-subtract by indexed element.

[BFMLS \(multiple and single vector\)](#): Multi-vector BFloat16 fused multiply-subtract by vector.

[BFMLS \(multiple vectors\)](#): Multi-vector BFloat16 fused multiply-subtract.

[BFMLSL \(multiple and indexed vector\)](#): Multi-vector BFloat16 multiply-subtract long by indexed element.

[BFMLSL \(multiple and single vector\)](#): Multi-vector BFloat16 multiply-subtract long by vector.

[BFMLSL \(multiple vectors\)](#): Multi-vector BFloat16 multiply-subtract long.

[BFMOP4A \(non-widening\)](#): BFloat16 quarter-tile outer products, accumulating.

[BFMOP4A \(widening\)](#): BFloat16 quarter-tile sums of two outer products, accumulating.

[BFMOP4S \(non-widening\)](#): BFloat16 quarter-tile outer products, subtracting.

[BFMOP4S \(widening\)](#): BFloat16 quarter-tile sums of two outer products, subtracting.

[BFMOPA \(non-widening\)](#): BFloat16 outer product and accumulate.

[BFMOPA \(widening\)](#): BFloat16 sum of outer products and accumulate.

[BFMOPS \(non-widening\)](#): BFloat16 outer product and subtract.

[BFMOPS \(widening\)](#): BFloat16 sum of outer products and subtract.

[BFMUL \(multiple and single vector\)](#): Multi-vector BFloat16 multiply by vector.

[BFMUL \(multiple vectors\)](#): Multi-vector BFloat16 multiply.

[BFSCALE \(multiple and single vector\)](#): Multi-vector BFloat16 adjust exponent by vector.

[BFSCALE \(multiple vectors\)](#): Multi-vector BFloat16 adjust exponent.

[BFSUB](#): BFloat16 subtract multi-vector from ZA array vector accumulators.

[BFTMOPA \(non-widening\)](#): BFloat16 sparse outer product, accumulating.

[BFTMOPA \(widening\)](#): BFloat16 sparse sum of two outer products, accumulating.

[BFVDOT](#): Multi-vector BFloat16 vertical dot-product by indexed element.

[BMOPA](#): Bitwise exclusive NOR population count outer product and accumulate.

[BMOPS](#): Bitwise exclusive NOR population count outer product and subtract.

[F1CVT, F2CVT](#): Multi-vector convert from 8-bit floating-point to half-precision (in-order).

[F1CVTL, F2CVTL](#): Multi-vector convert from 8-bit floating-point to deinterleaved half-precision.

[FADD](#): Floating-point add multi-vector to ZA array vector accumulators.

[FAMAX](#): Multi-vector floating-point absolute maximum.

[FAMIN](#): Multi-vector floating-point absolute minimum.

[FCLAMP](#): Multi-vector floating-point clamp to minimum/maximum number.

[FCVT \(narrowing, FP16 to FP8\)](#): Multi-vector convert from half-precision to packed 8-bit floating-point format.

[FCVT \(narrowing, FP32 to FP16\)](#): Multi-vector convert from single-precision to packed half-precision.

[FCVT \(narrowing, FP32 to FP8\)](#): Multi-vector convert from single-precision to packed 8-bit floating-point format.

[FCVT \(widening\)](#): Multi-vector convert from half-precision to single-precision (in-order).

[FCVTL](#): Multi-vector convert from half-precision to deinterleaved single-precision.

[FCVTN \(FP32 to FP16\)](#): Multi-vector convert from single-precision to interleaved half-precision.

[FCVTN \(FP32 to FP8\)](#): Multi-vector convert from single-precision to interleaved 8-bit floating-point format.

[FCVTZS](#): Multi-vector floating-point convert to signed integer, rounding toward zero.

[FCVTZU](#): Multi-vector floating-point convert to unsigned integer, rounding toward zero.

[FDOT \(2-way, multiple and indexed vector, FP16 to FP32\)](#): Multi-vector half-precision dot-product by indexed element.

[FDOT \(2-way, multiple and indexed vector, FP8 to FP16\)](#): Multi-vector 8-bit floating-point dot-product by indexed element to half-precision.

[FDOT \(2-way, multiple and single vector, FP16 to FP32\)](#): Multi-vector half-precision dot-product by vector.

[FDOT \(2-way, multiple and single vector, FP8 to FP16\)](#): Multi-vector 8-bit floating-point dot-product by vector to half-precision.

[FDOT \(2-way, multiple vectors, FP16 to FP32\)](#): Multi-vector half-precision dot-product.

[FDOT \(2-way, multiple vectors, FP8 to FP16\)](#): Multi-vector 8-bit floating-point dot-product to half-precision.

[FDOT \(4-way, multiple and indexed vector\)](#): Multi-vector 8-bit floating-point dot-product by indexed element to single-precision.

[FDOT \(4-way, multiple and single vector\)](#): Multi-vector 8-bit floating-point dot-product by vector to single-precision.

[FDOT \(4-way, multiple vectors\)](#): Multi-vector 8-bit floating-point dot-product to single-precision.

[FMAX \(multiple and single vector\)](#): Multi-vector floating-point maximum by vector.

[FMAX \(multiple vectors\)](#): Multi-vector floating-point maximum.

[FMAXNM \(multiple and single vector\)](#): Multi-vector floating-point maximum number by vector.

[FMAXNM \(multiple vectors\)](#): Multi-vector floating-point maximum number.

[FMIN \(multiple and single vector\)](#): Multi-vector floating-point minimum by vector.

[FMIN \(multiple vectors\)](#): Multi-vector floating-point minimum.

[FMINNM \(multiple and single vector\)](#): Multi-vector floating-point minimum number by vector.

[FMINNM \(multiple vectors\)](#): Multi-vector floating-point minimum number.

[FMLA \(multiple and indexed vector\)](#): Multi-vector floating-point fused multiply-add by indexed element.

[FMLA \(multiple and single vector\)](#): Multi-vector floating-point fused multiply-add by vector.

[FMLA \(multiple vectors\)](#): Multi-vector floating-point fused multiply-add.

[FMLAL \(multiple and indexed vector, FP16 to FP32\)](#): Multi-vector floating-point multiply-add long by indexed element.

[FMLAL \(multiple and indexed vector, FP8 to FP16\)](#): Multi-vector 8-bit floating-point multiply-add long by indexed element to half-precision.

[FMLAL \(multiple and single vector, FP16 to FP32\)](#): Multi-vector floating-point multiply-add long by vector.

[FMLAL \(multiple and single vector, FP8 to FP16\)](#): Multi-vector 8-bit floating-point multiply-add long by vector to half-precision.

[FMLAL \(multiple vectors, FP16 to FP32\)](#): Multi-vector floating-point multiply-add long.

[FMLAL \(multiple vectors, FP8 to FP16\)](#): Multi-vector 8-bit floating-point multiply-add long to half-precision.

[FMLALL \(multiple and indexed vector\)](#): Multi-vector 8-bit floating-point multiply-add long-long by indexed element to single-precision.

[FMLALL \(multiple and single vector\)](#): Multi-vector 8-bit floating-point multiply-add long-long by vector to single-precision.

[FMLALL \(multiple vectors\)](#): Multi-vector 8-bit floating-point multiply-add long-long to single-precision.

[FMLS \(multiple and indexed vector\)](#): Multi-vector floating-point fused multiply-subtract by indexed element.

[FMLS \(multiple and single vector\)](#): Multi-vector floating-point fused multiply-subtract by vector.

[FMLS \(multiple vectors\)](#): Multi-vector floating-point fused multiply-subtract.

[FMLS \(multiple and indexed vector\)](#): Multi-vector floating-point multiply-subtract long by indexed element.

[FMLS \(multiple and single vector\)](#): Multi-vector floating-point multiply-subtract long by vector.

[FMLS \(multiple vectors\)](#): Multi-vector floating-point multiply-subtract long.

[FMOP4A \(non-widening\)](#): Floating-point quarter-tile outer products, accumulating.

[FMOP4A \(widening, 2-way, FP16 to FP32\)](#): Half-precision quarter-tile sums of two outer products, accumulating.

[FMOP4A \(widening, 2-way, FP8 to FP16\)](#): 8-bit floating-point quarter-tile sums of two outer products, accumulating.

[FMOP4A \(widening, 4-way\)](#): 8-bit floating-point quarter-tile sums of four outer products, accumulating.

[FMOP4S \(non-widening\)](#): Floating-point quarter-tile outer products, subtracting.

[FMOP4S \(widening\)](#): Half-precision quarter-tile sums of two outer products, subtracting.

[FMOPA \(non-widening\)](#): Floating-point outer product and accumulate.

[FMOPA \(widening, 2-way, FP16 to FP32\)](#): Half-precision sum of outer products and accumulate.

[FMOPA \(widening, 2-way, FP8 to FP16\)](#): 8-bit floating-point sum of outer products and accumulate.

[FMOPA \(widening, 4-way\)](#): 8-bit floating-point sum of outer products and accumulate.

[FMOPS \(non-widening\)](#): Floating-point outer product and subtract.

[FMOPS \(widening\)](#): Half-precision sum of outer products and subtract.

[FMUL \(multiple and single vector\)](#): Multi-vector floating-point multiply by vector.

[FMUL \(multiple vectors\)](#): Multi-vector floating-point multiply.

[FRINTA](#): Multi-vector floating-point round to integral value, to nearest with ties away from zero.

[FRINTM](#): Multi-vector floating-point round to integral value, toward minus Infinity.

[FRINTN](#): Multi-vector floating-point round to integral value, to nearest with ties to even.

[FRINTP](#): Multi-vector floating-point round to integral value, toward plus Infinity.

[FSCALE \(multiple and single vector\)](#): Multi-vector floating-point adjust exponent by vector.

[FSCALE \(multiple vectors\)](#): Multi-vector floating-point adjust exponent.

[FSUB](#): Floating-point subtract multi-vector from ZA array vector accumulators.

[FTMOPA \(non-widening\)](#): Floating-point sparse outer product, accumulating.

[FTMOPA \(widening, 2-way, FP16 to FP32\)](#): Half-precision sparse sum of two outer products, accumulating.

[FTMOPA \(widening, 2-way, FP8 to FP16\)](#): 8-bit floating-point sparse sum of two outer products, accumulating.

[FTMOPA \(widening, 4-way\)](#): 8-bit floating-point sparse sum of four outer products, accumulating.

[FVDOT \(FP16 to FP32\)](#): Multi-vector half-precision vertical dot-product by indexed element.

[FVDOT \(FP8 to FP16\)](#): Multi-vector 8-bit floating-point vertical dot-product by indexed element to half-precision.

[FVDOTB](#): Multi-vector 8-bit floating-point vertical dot-product by indexed element to single-precision (bottom).

[FVDOTT](#): Multi-vector 8-bit floating-point vertical dot-product by indexed element to single-precision (top).

[LD1B \(scalar plus immediate, strided registers\)](#): Contiguous load of bytes to multiple strided vectors (immediate index).

[LD1B \(scalar plus scalar, strided registers\)](#): Contiguous load of bytes to multiple strided vectors (scalar index).

[LD1B \(scalar plus scalar, tile slice\)](#): Contiguous load of bytes to 8-bit element ZA tile slice.

[LD1D \(scalar plus immediate, strided registers\)](#): Contiguous load of doublewords to multiple strided vectors (immediate index).

[LD1D \(scalar plus scalar, strided registers\)](#): Contiguous load of doublewords to multiple strided vectors (scalar index).

[LD1D \(scalar plus scalar, tile slice\)](#): Contiguous load of doublewords to 64-bit element ZA tile slice.

[LD1H \(scalar plus immediate, strided registers\)](#): Contiguous load of halfwords to multiple strided vectors (immediate index).

[LD1H \(scalar plus scalar, strided registers\)](#): Contiguous load of halfwords to multiple strided vectors (scalar index).

[LD1H \(scalar plus scalar, tile slice\)](#): Contiguous load of halfwords to 16-bit element ZA tile slice.

[LD1Q](#): Contiguous load of quadwords to 128-bit element ZA tile slice.

[LD1W \(scalar plus immediate, strided registers\)](#): Contiguous load of words to multiple strided vectors (immediate index).

[LD1W \(scalar plus scalar, strided registers\)](#): Contiguous load of words to multiple strided vectors (scalar index).

[LD1W \(scalar plus scalar, tile slice\)](#): Contiguous load of words to 32-bit element ZA tile slice.

[LDNT1B \(scalar plus immediate, strided registers\)](#): Contiguous load non-temporal of bytes to multiple strided vectors (immediate index).

[LDNT1B \(scalar plus scalar, strided registers\)](#): Contiguous load non-temporal of bytes to multiple strided vectors (scalar index).

[LDNT1D \(scalar plus immediate, strided registers\)](#): Contiguous load non-temporal of doublewords to multiple strided vectors (immediate index).

[LDNT1D \(scalar plus scalar, strided registers\)](#): Contiguous load non-temporal of doublewords to multiple strided vectors (scalar index).

[LDNT1H \(scalar plus immediate, strided registers\)](#): Contiguous load non-temporal of halfwords to multiple strided vectors (immediate index).

[LDNT1H \(scalar plus scalar, strided registers\)](#): Contiguous load non-temporal of halfwords to multiple strided vectors (scalar index).

[LDNT1W \(scalar plus immediate, strided registers\)](#): Contiguous load non-temporal of words to multiple strided vectors (immediate index).

[LDNT1W \(scalar plus scalar, strided registers\)](#): Contiguous load non-temporal of words to multiple strided vectors (scalar index).

[LDR \(array vector\)](#): Load ZA array vector.

[LDR \(table\)](#): Load ZT0 register.

[LUT12 \(four registers\)](#): Lookup table read with 2-bit indexes (four registers).

[LUT12 \(single\)](#): Lookup table read with 2-bit indexes (single).

[LUT12 \(two registers\)](#): Lookup table read with 2-bit indexes (two registers).

[LUT14 \(four registers, 16-bit and 32-bit\)](#): Lookup table read with 4-bit indexes (four registers).

[LUT14 \(four registers, 8-bit\)](#): Lookup table read with 4-bit indexes and 8-bit elements (four registers).

[LUT14 \(single\)](#): Lookup table read with 4-bit indexes (single).

[LUT14 \(two registers\)](#): Lookup table read with 4-bit indexes (two registers).

[MOV \(array to vector, four registers\)](#): Move four ZA single-vector groups to four vector registers: an alias of MOVA (array to vector, four registers).

[MOV \(array to vector, two registers\)](#): Move two ZA single-vector groups to two vector registers: an alias of MOVA (array to vector, two registers).

[MOV \(tile to vector, four registers\)](#): Move four ZA tile slices to four vector registers: an alias of MOVA (tile to vector, four registers).

[MOV \(tile to vector, single\)](#): Move ZA tile slice to vector register: an alias of MOVA (tile to vector, single).

[MOV \(tile to vector, two registers\)](#): Move two ZA tile slices to two vector registers: an alias of MOVA (tile to vector, two registers).

[MOV \(vector to array, four registers\)](#): Move four vector registers to four ZA single-vector groups: an alias of MOVA (vector to array, four registers).

[MOV \(vector to array, two registers\)](#): Move two vector registers to two ZA single-vector groups: an alias of MOVA (vector to array, two registers).

[MOV \(vector to tile, four registers\)](#): Move four vector registers to four ZA tile slices: an alias of MOVA (vector to tile, four registers).

[MOV \(vector to tile, single\)](#): Move vector register to ZA tile slice: an alias of MOVA (vector to tile, single).

[MOV \(vector to tile, two registers\)](#): Move two vector registers to two ZA tile slices: an alias of MOVA (vector to tile, two registers).

[MOVA \(array to vector, four registers\)](#): Move four ZA single-vector groups to four vector registers.

[MOVA \(array to vector, two registers\)](#): Move two ZA single-vector groups to two vector registers.

[MOVA \(tile to vector, four registers\)](#): Move four ZA tile slices to four vector registers.

[MOVA \(tile to vector, single\)](#): Move ZA tile slice to vector register.

[MOVA \(tile to vector, two registers\)](#): Move two ZA tile slices to two vector registers.

[MOVA \(vector to array, four registers\)](#): Move four vector registers to four ZA single-vector groups.

[MOVA \(vector to array, two registers\)](#): Move two vector registers to two ZA single-vector groups.

[MOVA \(vector to tile, four registers\)](#): Move four vector registers to four ZA tile slices.

[MOVA \(vector to tile, single\)](#): Move vector register to ZA tile slice.

[MOVA \(vector to tile, two registers\)](#): Move two vector registers to two ZA tile slices.

[MOVAZ \(array to vector, four registers\)](#): Move and zero four ZA single-vector groups to vector registers.

[MOVAZ \(array to vector, two registers\)](#): Move and zero two ZA single-vector groups to vector registers.

[MOVAZ \(tile to vector, four registers\)](#): Move and zero four ZA tile slices to vector registers.

[MOVAZ \(tile to vector, single\)](#): Move and zero ZA tile slice to vector register.

[MOVAZ \(tile to vector, two registers\)](#): Move and zero two ZA tile slices to vector registers.

[MOVT \(scalar to table\)](#): Move 8 bytes from general-purpose register to ZT0.

[MOVT \(table to scalar\)](#): Move 8 bytes from ZT0 to general-purpose register.

[MOVT \(vector to table\)](#): Move vector register to ZT0.

[RDSVL](#): Read multiple of Streaming SVE vector register size to scalar register.

[SCLAMP](#): Multi-vector signed clamp to minimum/maximum vector.

[SCVTF](#): Multi-vector signed integer convert to floating-point.

[SDOT \(2-way, multiple and indexed vector\)](#): Multi-vector signed integer dot-product by indexed element.

[SDOT \(2-way, multiple and single vector\)](#): Multi-vector signed integer dot-product by vector.

[SDOT \(2-way, multiple vectors\)](#): Multi-vector signed integer dot-product.

[SDOT \(4-way, multiple and indexed vector\)](#): Multi-vector signed integer dot-product by indexed element.

[SDOT \(4-way, multiple and single vector\)](#): Multi-vector signed integer dot-product by vector.

[SDOT \(4-way, multiple vectors\)](#): Multi-vector signed integer dot-product.

[SEL](#): Multi-vector conditionally select elements from two vectors.

[SMAX \(multiple and single vector\)](#): Multi-vector signed maximum by vector.

[SMAX \(multiple vectors\)](#): Multi-vector signed maximum.

[SMIN \(multiple and single vector\)](#): Multi-vector signed minimum by vector.

[SMIN \(multiple vectors\)](#): Multi-vector signed minimum.

[SMLAL \(multiple and indexed vector\)](#): Multi-vector signed integer multiply-add long by indexed element.

[SMLAL \(multiple and single vector\)](#): Multi-vector signed integer multiply-add long by vector.

[SMLAL \(multiple vectors\)](#): Multi-vector signed integer multiply-add long.

[SMLALL \(multiple and indexed vector\)](#): Multi-vector signed integer multiply-add long-long by indexed element.

[SMLALL \(multiple and single vector\)](#): Multi-vector signed integer multiply-add long-long by vector.

[SMLALL \(multiple vectors\)](#): Multi-vector signed integer multiply-add long-long.

[SMLS \(multiple and indexed vector\)](#): Multi-vector signed integer multiply-subtract long by indexed element.

[SMLSL \(multiple and single vector\)](#): Multi-vector signed integer multiply-subtract long by vector.

[SMLSL \(multiple vectors\)](#): Multi-vector signed integer multiply-subtract long.

[SMLSLL \(multiple and indexed vector\)](#): Multi-vector signed integer multiply-subtract long-long by indexed element.

[SMLSLL \(multiple and single vector\)](#): Multi-vector signed integer multiply-subtract long-long by vector.

[SMLSLL \(multiple vectors\)](#): Multi-vector signed integer multiply-subtract long-long.

[SMOP4A \(2-way\)](#): Signed integer quarter-tile sums of two outer products, accumulating.

[SMOP4A \(4-way\)](#): Signed integer quarter-tile sums of four outer products, accumulating.

[SMOP4S \(2-way\)](#): Signed integer quarter-tile sums of two outer products, subtracting.

[SMOP4S \(4-way\)](#): Signed integer quarter-tile sums of four outer products, subtracting.

[SMOPA \(2-way\)](#): Signed integer sum of outer products and accumulate.

[SMOPA \(4-way\)](#): Signed integer sum of outer products and accumulate.

[SMOPS \(2-way\)](#): Signed integer sum of outer products and subtract.

[SMOPS \(4-way\)](#): Signed integer sum of outer products and subtract.

[SQCVT \(four registers\)](#): Multi-vector signed saturating extract narrow.

[SQCVT \(two registers\)](#): Multi-vector signed saturating extract narrow.

[SQCVTN](#): Multi-vector signed saturating extract narrow and interleave.

[SQCVTU \(four registers\)](#): Multi-vector signed saturating unsigned extract narrow.

[SQCVTU \(two registers\)](#): Multi-vector signed saturating unsigned extract narrow.

[SQCVTUN](#): Multi-vector signed saturating unsigned extract narrow and interleave.

[SQDMULH \(multiple and single vector\)](#): Multi-vector signed saturating doubling multiply high by vector.

[SQDMULH \(multiple vectors\)](#): Multi-vector signed saturating doubling multiply high.

[SQRSHR \(four registers\)](#): Multi-vector signed saturating rounding shift right narrow by immediate.

[SQRSHR \(two registers\)](#): Multi-vector signed saturating rounding shift right narrow by immediate.

[SQRSHRN](#): Multi-vector signed saturating rounding shift right narrow by immediate and interleave.

[SQRSHRU \(four registers\)](#): Multi-vector signed saturating rounding shift right unsigned narrow by immediate.

[SQRSHRU \(two registers\)](#): Multi-vector signed saturating rounding shift right unsigned narrow by immediate.

[SQRSHRUN](#): Multi-vector signed saturating rounding shift right unsigned narrow by immediate and interleave.

[SRSHL \(multiple and single vector\)](#): Multi-vector signed rounding shift left by vector.

[SRSHL \(multiple vectors\)](#): Multi-vector signed rounding shift left.

[ST1B \(scalar plus immediate, strided registers\)](#): Contiguous store of bytes from multiple strided vectors (immediate index).

[ST1B \(scalar plus scalar, strided registers\)](#): Contiguous store of bytes from multiple strided vectors (scalar index).

[ST1B \(scalar plus scalar, tile slice\)](#): Contiguous store of bytes from 8-bit element ZA tile slice.

[ST1D \(scalar plus immediate, strided registers\)](#): Contiguous store of doublewords from multiple strided vectors (immediate index).

[ST1D \(scalar plus scalar, strided registers\)](#): Contiguous store of doublewords from multiple strided vectors (scalar index).

[ST1D \(scalar plus scalar, tile slice\)](#): Contiguous store of doublewords from 64-bit element ZA tile slice.

[ST1H \(scalar plus immediate, strided registers\)](#): Contiguous store of halfwords from multiple strided vectors (immediate index).

[ST1H \(scalar plus scalar, strided registers\)](#): Contiguous store of halfwords from multiple strided vectors (scalar index).

[ST1H \(scalar plus scalar, tile slice\)](#): Contiguous store of halfwords from 16-bit element ZA tile slice.

[ST1Q](#): Contiguous store of quadwords from 128-bit element ZA tile slice.

[ST1W \(scalar plus immediate, strided registers\)](#): Contiguous store of words from multiple strided vectors (immediate index).

[ST1W \(scalar plus scalar, strided registers\)](#): Contiguous store of words from multiple strided vectors (scalar index).

[ST1W \(scalar plus scalar, tile slice\)](#): Contiguous store of words from 32-bit element ZA tile slice.

[STMOPA \(2-way\)](#): Signed integer sparse sum of two outer products, accumulating.

[STMOPA \(4-way\)](#): Signed integer sparse sum of four outer products, accumulating.

[STNT1B \(scalar plus immediate, strided registers\)](#): Contiguous store non-temporal of bytes from multiple strided vectors (immediate index).

[STNT1B \(scalar plus scalar, strided registers\)](#): Contiguous store non-temporal of bytes from multiple strided vectors (scalar index).

[STNT1D \(scalar plus immediate, strided registers\)](#): Contiguous store non-temporal of doublewords from multiple strided vectors (immediate index).

[STNT1D \(scalar plus scalar, strided registers\)](#): Contiguous store non-temporal of doublewords from multiple strided vectors (scalar index).

[STNT1H \(scalar plus immediate, strided registers\)](#): Contiguous store non-temporal of halfwords from multiple strided vectors (immediate index).

[STNT1H \(scalar plus scalar, strided registers\)](#): Contiguous store non-temporal of halfwords from multiple strided vectors (scalar index).

[STNT1W \(scalar plus immediate, strided registers\)](#): Contiguous store non-temporal of words from multiple strided vectors (immediate index).

[STNT1W \(scalar plus scalar, strided registers\)](#): Contiguous store non-temporal of words from multiple strided vectors (scalar index).

[STR \(array vector\)](#): Store ZA array vector.

[STR \(table\)](#): Store ZT0 register.

[SUB \(array accumulators\)](#): Subtract multi-vector from ZA array vector accumulators.

[SUB \(array results, multiple and single vector\)](#): Subtract replicated single vector from multi-vector with ZA array vector results.

[SUB \(array results, multiple vectors\)](#): Subtract multi-vector from multi-vector with ZA array vector results.

[SUDOT \(4-way, multiple and indexed vector\)](#): Multi-vector signed by unsigned integer dot-product by indexed elements.

[SUDOT \(4-way, multiple and single vector\)](#): Multi-vector signed by unsigned integer dot-product by vector.

[SUMLALL \(multiple and indexed vector\)](#): Multi-vector signed by unsigned integer multiply-add long-long by indexed element.

[SUMLALL \(multiple and single vector\)](#): Multi-vector signed by unsigned integer multiply-add long-long by vector.

[SUMOP4A](#): Signed by unsigned integer quarter-tile sums of four outer products, accumulating.

[SUMOP4S](#): Signed by unsigned integer quarter-tile sums of four outer products, subtracting.

[SUMOPA \(4-way\)](#): Signed by unsigned integer sum of outer products and accumulate.

[SUMOPS](#): Signed by unsigned integer sum of outer products and subtract.

[SUNPK](#): Unpack and sign-extend multi-vector elements.

[SUTMOPA](#): Signed by unsigned integer sparse sum of four outer products, accumulating.

[SUVDOT](#): Multi-vector signed by unsigned integer vertical dot-product by indexed element.

[SVDOT \(2-way\)](#): Multi-vector signed integer vertical dot-product by indexed element.

[SVDOT \(4-way\)](#): Multi-vector signed integer vertical dot-product by indexed element.

[UCLAMP](#): Multi-vector unsigned clamp to minimum/maximum vector.

[UCVTF](#): Multi-vector unsigned integer convert to floating-point.

[UDOT \(2-way, multiple and indexed vector\)](#): Multi-vector unsigned integer dot-product by indexed element.

[UDOT \(2-way, multiple and single vector\)](#): Multi-vector unsigned integer dot-product by vector.

[UDOT \(2-way, multiple vectors\)](#): Multi-vector unsigned integer dot-product.

[UDOT \(4-way, multiple and indexed vector\)](#): Multi-vector unsigned integer dot-product by indexed element.

[UDOT \(4-way, multiple and single vector\)](#): Multi-vector unsigned integer dot-product by vector.

[UDOT \(4-way, multiple vectors\)](#): Multi-vector unsigned integer dot-product.

[UMAX \(multiple and single vector\)](#): Multi-vector unsigned maximum by vector.

[UMAX \(multiple vectors\)](#): Multi-vector unsigned maximum.

[UMIN \(multiple and single vector\)](#): Multi-vector unsigned minimum by vector.

[UMIN \(multiple vectors\)](#): Multi-vector unsigned minimum.

[UMLAL \(multiple and indexed vector\)](#): Multi-vector unsigned integer multiply-add long by indexed element.

[UMLAL \(multiple and single vector\)](#): Multi-vector unsigned integer multiply-add long by vector.

[UMLAL \(multiple vectors\)](#): Multi-vector unsigned integer multiply-add long.

[UMLALL \(multiple and indexed vector\)](#): Multi-vector unsigned integer multiply-add long-long by indexed element.

[UMLALL \(multiple and single vector\)](#): Multi-vector unsigned integer multiply-add long-long by vector.

[UMLALL \(multiple vectors\)](#): Multi-vector unsigned integer multiply-add long-long.

[UMLSL \(multiple and indexed vector\)](#): Multi-vector unsigned integer multiply-subtract long by indexed element.

[UMLSL \(multiple and single vector\)](#): Multi-vector unsigned integer multiply-subtract long by vector.

[UMLSL \(multiple vectors\)](#): Multi-vector unsigned integer multiply-subtract long.

[UMLSLL \(multiple and indexed vector\)](#): Multi-vector unsigned integer multiply-subtract long-long by indexed element.

[UMLSLL \(multiple and single vector\)](#): Multi-vector unsigned integer multiply-subtract long-long by vector.

[UMLSLL \(multiple vectors\)](#): Multi-vector unsigned integer multiply-subtract long-long.

[UMOP4A \(2-way\)](#): Unsigned integer quarter-tile sums of two outer products, accumulating.

[UMOP4A \(4-way\)](#): Unsigned integer quarter-tile sums of four outer products, accumulating.

[UMOP4S \(2-way\)](#): Unsigned integer quarter-tile sums of two outer products, subtracting.

[UMOP4S \(4-way\)](#): Unsigned integer quarter-tile sums of four outer products, subtracting.

[UMOPA \(2-way\)](#): Unsigned integer sum of outer products and accumulate.

[UMOPA \(4-way\)](#): Unsigned integer sum of outer products and accumulate.

[UMOPS \(2-way\)](#): Unsigned integer sum of outer products and subtract.

[UMOPS \(4-way\)](#): Unsigned integer sum of outer products and subtract.

[UQCVT \(four registers\)](#): Multi-vector unsigned saturating extract narrow.

[UQCVT \(two registers\)](#): Multi-vector unsigned saturating extract narrow.

[UQCVTN](#): Multi-vector unsigned saturating extract narrow and interleave.

[UQRSHR \(four registers\)](#): Multi-vector unsigned saturating rounding shift right narrow by immediate.

[UQRSHR \(two registers\)](#): Multi-vector unsigned saturating rounding shift right narrow by immediate.

[UQRSHRN](#): Multi-vector unsigned saturating rounding shift right narrow by immediate and interleave.

[URSHL \(multiple and single vector\)](#): Multi-vector unsigned rounding shift left by vector.

[URSHL \(multiple vectors\)](#): Multi-vector unsigned rounding shift left.

[USDOT \(4-way, multiple and indexed vector\)](#): Multi-vector unsigned by signed integer dot-product by indexed element.

[USDOT \(4-way, multiple and single vector\)](#): Multi-vector unsigned by signed integer dot-product by vector.

[USDOT \(4-way, multiple vectors\)](#): Multi-vector unsigned by signed integer dot-product.

[USMLALL \(multiple and indexed vector\)](#): Multi-vector unsigned by signed integer multiply-add long-long by indexed element.

[USMLALL \(multiple and single vector\)](#): Multi-vector unsigned by signed integer multiply-add long-long by vector.

[USMLALL \(multiple vectors\)](#): Multi-vector unsigned by signed integer multiply-add long-long.

[USMOP4A](#): Unsigned by signed integer quarter-tile sums of four outer products, accumulating.

[USMOP4S](#): Unsigned by signed integer quarter-tile sums of four outer products, subtracting.

[USMOPA \(4-way\)](#): Unsigned by signed integer sum of outer products and accumulate.

[USMOPS](#): Unsigned by signed integer sum of outer products and subtract.

[USTMOPA](#): Unsigned by signed integer sparse sum of four outer products, accumulating.

[USVDOT](#): Multi-vector unsigned by signed integer vertical dot-product by indexed element.

[UTMOPA \(2-way\)](#): Unsigned integer sparse sum of two outer products, accumulating.

[UTMOPA \(4-way\)](#): Unsigned integer sparse sum of four outer products, accumulating.

[UUNPK](#): Unpack and zero-extend multi-vector elements.

[UVDOT \(2-way\)](#): Multi-vector unsigned integer vertical dot-product by indexed element.

[UVDOT \(4-way\)](#): Multi-vector unsigned integer vertical dot-product by indexed element.

[UZP \(four registers\)](#): Concatenate elements from four vectors.

[UZP \(two registers\)](#): Concatenate elements from two vectors.

[ZERO \(double-vector\)](#): Zero ZA double-vector groups.

[ZERO \(quad-vector\)](#): Zero ZA quad-vector groups.

[ZERO \(single-vector\)](#): Zero ZA single-vector groups.

[ZERO \(table\)](#): Zero ZT0.

[ZERO \(tiles\)](#): Zero a list of 64-bit element ZA tiles.

[ZIP \(four registers\)](#): Interleave elements from four vectors.

[ZIP \(two registers\)](#): Interleave elements from two vectors.

ADD (array accumulators)

Add multi-vector to ZA array vector accumulators

This instruction destructively adds all elements of the two or four source vectors to the corresponding elements of the ZA single-vector groups.

The single-vector group within each half of or each quarter of the ZA array is selected by the sum of the vector select register and offset, modulo half or quarter the number of ZA array vectors.

The vector group symbol, VGx2 or VGx4, indicates that the ZA operand consists of two or four ZA single-vector groups respectively. The vector group symbol is preferred for disassembly, but optional in assembler source code.

This instruction is unpredicated.

ID_AA64SMFR0_EL1.I16I64 indicates whether the 64-bit integer variant is implemented.

It has encodings from 2 classes: [Two ZA single-vectors](#) and [Four ZA single-vectors](#)

Two ZA single-vectors

(FEAT_SME2)

31	30	29	28	27	26	25	24	23	22	21	20	19	18	17	16	15	14	13	12	11	10	9	8	7	6	5	4	3	2	1	0
1	1	0	0	0	0	0	1	1	sz	1	0	0	0	0	0	0	Rv	1	1	1	Zm			0	1	0	off3			S	

Encoding

```
ADD ZA.<T>[<Wv>, <offs>{, VGx2}], { <Zm1>.<T>-<Zm2>.<T> }
```

Decode for this encoding

```
if !IsFeatureImplemented(FEAT_SME2) then EndOfDecode(Decode_UNDEF);
if sz == '1' && !IsFeatureImplemented(FEAT_SME_I16I64) then EndOfDecode(Decode_UNDEF);
constant integer v = UInt('010':Rv);
constant integer esize = 32 << UInt(sz);
constant integer m = UInt(Zm:'0');
constant integer offset = UInt(off3);
constant integer nreg = 2;
```

Four ZA single-vectors

(FEAT_SME2)

31	30	29	28	27	26	25	24	23	22	21	20	19	18	17	16	15	14	13	12	11	10	9	8	7	6	5	4	3	2	1	0
1	1	0	0	0	0	0	1	1	sz	1	0	0	0	0	1	0	Rv	1	1	1	Zm			0	0	1	0	off3			S

Encoding

```
ADD ZA.<T>[<Wv>, <offs>{, VGx4}], { <Zm1>.<T>-<Zm4>.<T> }
```

Decode for this encoding

```
if !IsFeatureImplemented(FEAT_SME2) then EndOfDecode(Decode_UNDEF);
if sz == '1' && !IsFeatureImplemented(FEAT_SME_I16I64) then EndOfDecode(Decode_UNDEF);
constant integer v = UInt('010':Rv);
constant integer esize = 32 << UInt(sz);
constant integer m = UInt(Zm:'00');
constant integer offset = UInt(off3);
constant integer nreg = 4;
```

Assembler Symbols

<T> Is the size specifier, encoded in “sz”:

sz	<T>
0	S
1	D

- <Wv> Is the 32-bit name of the vector select register W8-W11, encoded in the "Rv" field.
- <offs> Is the vector select offset, in the range 0 to 7, encoded in the "off3" field.
- <Zm1> For the "Two ZA single-vectors" variant: is the name of the first scalable vector register of the source multi-vector group, encoded as "Zm" times 2.
- For the "Four ZA single-vectors" variant: is the name of the first scalable vector register of the source multi-vector group, encoded as "Zm" times 4.
- <Zm2> Is the name of the second scalable vector register of the source multi-vector group, encoded as "Zm" times 2 plus 1.
- <Zm4> Is the name of the fourth scalable vector register of the source multi-vector group, encoded as "Zm" times 4 plus 3.

Operation

```

CheckStreamingSVEAndZAEEnabled();
constant integer VL = CurrentVL;
constant integer elements = VL DIV esize;
constant integer vectors = VL DIV 8;
constant integer vstride = vectors DIV nreg;
constant bits(32) vbase = X[v, 32];
integer vec = (UInt(vbase) + offset) MOD vstride;
bits(VL) result;

for r = 0 to nreg-1
    constant bits(VL) operand1 = ZAvector[vec, VL];
    constant bits(VL) operand2 = Z[m+r, VL];
    for e = 0 to elements-1
        constant bits(esize) element1 = Elem[operand1, e, esize];
        constant bits(esize) element2 = Elem[operand2, e, esize];
        Elem[result, e, esize] = element1 + element2;
    ZAvector[vec, VL] = result;
    vec = vec + vstride;

```

Operational information

If PSTATE.DIT is 1:

- The execution time of this instruction is independent of:
 - The values of the data supplied in any of its registers.
 - The values of the NZCV flags.
- The response of this instruction to asynchronous exceptions does not vary based on:
 - The values of the data supplied in any of its registers.
 - The values of the NZCV flags.

Internal version only: aarchmrs v2025-03_rel, pseudocode v2025-03_rel ; Build timestamp: 2025-03-21T17:41

Copyright © 2010-2025 Arm Limited or its affiliates. All rights reserved. This document is Non-Confidential.

ADD (array results, multiple and single vector)

Add replicated single vector to multi-vector with ZA array vector results

This instruction adds all corresponding elements of the second source vector and the two or four first source vectors and places the results in the corresponding elements of the ZA single-vector groups.

The single-vector group within each half of or each quarter of the ZA array is selected by the sum of the vector select register and offset, modulo half or quarter the number of ZA array vectors.

The vector group symbol, VGx2 or VGx4, indicates that the ZA operand consists of two or four ZA single-vector groups respectively. The vector group symbol is preferred for disassembly, but optional in assembler source code.

This instruction is unpredicated.

ID_AA64SMFR0_EL1.I16I64 indicates whether the 64-bit integer variant is implemented.

It has encodings from 2 classes: [Two ZA single-vectors](#) and [Four ZA single-vectors](#)

Two ZA single-vectors (FEAT_SME2)

31	30	29	28	27	26	25	24	23	22	21	20	19	18	17	16	15	14	13	12	11	10	9	8	7	6	5	4	3	2	1	0
1	1	0	0	0	0	0	1	0	sz	1	0	Zm			0	Rv	1	1	0	Zn			1	0	off3			S			

Encoding

ADD ZA.<T>[<Wv>, <offs>{, VGx2}], { <Zn1>.<T>-<Zn2>.<T> }, <Zm>.<T>

Decode for this encoding

```
if !IsFeatureImplemented(FEAT_SME2) then EndOfDecode(Decode_UNDEF);
if sz == '1' && !IsFeatureImplemented(FEAT_SME_I16I64) then EndOfDecode(Decode_UNDEF);
constant integer v = UInt('010':Rv);
constant integer esize = 32 << UInt(sz);
constant integer n = UInt(Zn);
constant integer m = UInt('0':Zm);
constant integer offset = UInt(off3);
constant integer nreg = 2;
```

Four ZA single-vectors (FEAT_SME2)

31	30	29	28	27	26	25	24	23	22	21	20	19	18	17	16	15	14	13	12	11	10	9	8	7	6	5	4	3	2	1	0
1	1	0	0	0	0	0	1	0	sz	1	1	Zm			0	Rv	1	1	0	Zn			1	0	off3			S			

Encoding

ADD ZA.<T>[<Wv>, <offs>{, VGx4}], { <Zn1>.<T>-<Zn4>.<T> }, <Zm>.<T>

Decode for this encoding

```
if !IsFeatureImplemented(FEAT_SME2) then EndOfDecode(Decode_UNDEF);
if sz == '1' && !IsFeatureImplemented(FEAT_SME_I16I64) then EndOfDecode(Decode_UNDEF);
constant integer v = UInt('010':Rv);
constant integer esize = 32 << UInt(sz);
constant integer n = UInt(Zn);
constant integer m = UInt('0':Zm);
constant integer offset = UInt(off3);
constant integer nreg = 4;
```

Assembler Symbols

<T> Is the size specifier, encoded in “sz”:

sz	<T>
0	S
1	D

- <Wv> Is the 32-bit name of the vector select register W8-W11, encoded in the "Rv" field.
- <offs> Is the vector select offset, in the range 0 to 7, encoded in the "off3" field.
- <Zn1> Is the name of the first scalable vector register of the first source multi-vector group, encoded as "Zn".
- <Zn2> Is the name of the second scalable vector register of the first source multi-vector group, encoded as "Zn" plus 1 modulo 32.
- <Zm> Is the name of the second source scalable vector register Z0-Z15, encoded in the "Zm" field.
- <Zn4> Is the name of the fourth scalable vector register of the first source multi-vector group, encoded as "Zn" plus 3 modulo 32.

Operation

```
CheckStreamingSVEAndZAEnabled();
constant integer VL = CurrentVL;
constant integer elements = VL DIV esize;
constant integer vectors = VL DIV 8;
constant integer vstride = vectors DIV nreg;
constant bits(32) vbase = X[v, 32];
integer vec = (UInt(vbase) + offset) MOD vstride;
bits(VL) result;

for r = 0 to nreg-1
    constant bits(VL) operand1 = Z[(n+r) MOD 32, VL];
    constant bits(VL) operand2 = Z[m, VL];
    for e = 0 to elements-1
        constant bits(esize) element1 = Elem[operand1, e, esize];
        constant bits(esize) element2 = Elem[operand2, e, esize];
        Elem[result, e, esize] = element1 + element2;
    ZAvector[vec, VL] = result;
    vec = vec + vstride;
```

Operational information

- If PSTATE.DIT is 1:
- The execution time of this instruction is independent of:
 - The values of the data supplied in any of its registers.
 - The values of the NZCV flags.
 - The response of this instruction to asynchronous exceptions does not vary based on:
 - The values of the data supplied in any of its registers.
 - The values of the NZCV flags.

ADD (array results, multiple vectors)

Add multi-vector to multi-vector with ZA array vector results

This instruction adds all corresponding elements of the two or four second source vectors and first source vectors and places the results in the corresponding elements of the ZA single-vector groups.

The single-vector group within each half of or each quarter of the ZA array is selected by the sum of the vector select register and offset, modulo half or quarter the number of ZA array vectors.

The vector group symbol, VGx2 or VGx4, indicates that the ZA operand consists of two or four ZA single-vector groups respectively. The vector group symbol is preferred for disassembly, but optional in assembler source code.

This instruction is unpredicated.

ID_AA64SMFR0_EL1.I16I64 indicates whether the 64-bit integer variant is implemented.

It has encodings from 2 classes: [Two ZA single-vectors](#) and [Four ZA single-vectors](#)

Two ZA single-vectors

(FEAT_SME2)

31	30	29	28	27	26	25	24	23	22	21	20	19	18	17	16	15	14	13	12	11	10	9	8	7	6	5	4	3	2	1	0
1	1	0	0	0	0	0	1	1	sz	1	Zm			0		0	Rv		1		1	0	Zn			0		1	0	off3	
																S															

Encoding

```
ADD ZA.<T>[<Wv>, <offs>{, VGx2}], { <Zn1>.<T>-<Zn2>.<T> }, { <Zm1>.<T>-<Zm2>.<T> }
```

Decode for this encoding

```
if !IsFeatureImplemented(FEAT_SME2) then EndOfDecode(Decode_UNDEF);
if sz == '1' && !IsFeatureImplemented(FEAT_SME_I16I64) then EndOfDecode(Decode_UNDEF);
constant integer v = UInt('010':Rv);
constant integer esize = 32 << UInt(sz);
constant integer n = UInt(Zn:'0');
constant integer m = UInt(Zm:'0');
constant integer offset = UInt(off3);
constant integer nreg = 2;
```

Four ZA single-vectors

(FEAT_SME2)

31	30	29	28	27	26	25	24	23	22	21	20	19	18	17	16	15	14	13	12	11	10	9	8	7	6	5	4	3	2	1	0
1	1	0	0	0	0	0	1	1	sz	1		Zm		0	1	0		Rv		1	1	0		Zn		0	0	1	0		off3
																S															

Encoding

```
ADD ZA.<T>[<Wv>, <offs>{, VGx4}], { <Zn1>.<T>-<Zn4>.<T> }, { <Zm1>.<T>-<Zm4>.<T> }
```

Decode for this encoding

```
if !IsFeatureImplemented(FEAT_SME2) then EndOfDecode(Decode_UNDEF);
if sz == '1' && !IsFeatureImplemented(FEAT_SME_I16I64) then EndOfDecode(Decode_UNDEF);
constant integer v = UInt('010':Rv);
constant integer esize = 32 << UInt(sz);
constant integer n = UInt(Zn:'00');
constant integer m = UInt(Zm:'00');
constant integer offset = UInt(off3);
constant integer nreg = 4;
```

Assembler Symbols

<T> Is the size specifier, encoded in “sz”:

sz	<T>
0	S
1	D

- <Wv> Is the 32-bit name of the vector select register W8-W11, encoded in the "Rv" field.
- <offs> Is the vector select offset, in the range 0 to 7, encoded in the "off3" field.
- <Zn1> For the "Two ZA single-vectors" variant: is the name of the first scalable vector register of the first source multi-vector group, encoded as "Zn" times 2.
- For the "Four ZA single-vectors" variant: is the name of the first scalable vector register of the first source multi-vector group, encoded as "Zn" times 4.
- <Zn2> Is the name of the second scalable vector register of the first source multi-vector group, encoded as "Zn" times 2 plus 1.
- <Zm1> For the "Two ZA single-vectors" variant: is the name of the first scalable vector register of the second source multi-vector group, encoded as "Zm" times 2.
- For the "Four ZA single-vectors" variant: is the name of the first scalable vector register of the second source multi-vector group, encoded as "Zm" times 4.
- <Zm2> Is the name of the second scalable vector register of the second source multi-vector group, encoded as "Zm" times 2 plus 1.
- <Zn4> Is the name of the fourth scalable vector register of the first source multi-vector group, encoded as "Zn" times 4 plus 3.
- <Zm4> Is the name of the fourth scalable vector register of the second source multi-vector group, encoded as "Zm" times 4 plus 3.

Operation

```
CheckStreamingSVEAndZAAEnabled();
constant integer VL = CurrentVL;
constant integer elements = VL DIV esize;
constant integer vectors = VL DIV 8;
constant integer vstride = vectors DIV nreg;
constant bits(32) vbase = X[v, 32];
integer vec = (UInt(vbase) + offset) MOD vstride;
bits(VL) result;

for r = 0 to nreg-1
    constant bits(VL) operand1 = Z[n+r, VL];
    constant bits(VL) operand2 = Z[m+r, VL];
    for e = 0 to elements-1
        constant bits(esize) element1 = Elem[operand1, e, esize];
        constant bits(esize) element2 = Elem[operand2, e, esize];
        Elem[result, e, esize] = element1 + element2;
    ZAvector[vec, VL] = result;
    vec = vec + vstride;
```

Operational information

- If PSTATE.DIT is 1:
- The execution time of this instruction is independent of:
 - The values of the data supplied in any of its registers.
 - The values of the NZCV flags.
 - The response of this instruction to asynchronous exceptions does not vary based on:
 - The values of the data supplied in any of its registers.
 - The values of the NZCV flags.

ADD (to vector)

Add replicated single vector to multi-vector with multi-vector result

This instruction adds elements of the second source vector to the corresponding elements of the two or four first source vectors and destructively places the results in the corresponding elements of the two or four first source vectors.

This instruction is unpredicated.

It has encodings from 2 classes: [Two registers](#) and [Four registers](#)

Two registers (FEAT_SME2)

31	30	29	28	27	26	25	24	23	22	21	20	19	18	17	16	15	14	13	12	11	10	9	8	7	6	5	4	3	2	1	0		
1	1	0	0	0	0	0	1	size	1	0	Zm				1	0	1	0	0	0	0	1	1	0	0	0	Zdn				0		
																																op	

Encoding

ADD { <Zdn1>.<T>-<Zdn2>.<T> }, { <Zdn1>.<T>-<Zdn2>.<T> }, <Zm>.<T>

Decode for this encoding

```
if !IsFeatureImplemented(FEAT_SME2) then EndOfDecode(Decode_UNDEF);
constant integer esize = 8 << UInt(size);
constant integer dn = UInt(Zdn:'0');
constant integer m = UInt('0':Zm);
constant integer nreg = 2;
```

Four registers (FEAT_SME2)

31	30	29	28	27	26	25	24	23	22	21	20	19	18	17	16	15	14	13	12	11	10	9	8	7	6	5	4	3	2	1	0		
1	1	0	0	0	0	0	1	size	1	0	Zm				1	0	1	0	1	0	1	1	1	0	0	0	Zdn			0	0		
																																op	

Encoding

ADD { <Zdn1>.<T>-<Zdn4>.<T> }, { <Zdn1>.<T>-<Zdn4>.<T> }, <Zm>.<T>

Decode for this encoding

```
if !IsFeatureImplemented(FEAT_SME2) then EndOfDecode(Decode_UNDEF);
constant integer esize = 8 << UInt(size);
constant integer dn = UInt(Zdn:'00');
constant integer m = UInt('0':Zm);
constant integer nreg = 4;
```

Assembler Symbols

- <Zdn1>
- For the "Two registers" variant: is the name of the first scalable vector register of the destination and first source multi-vector group, encoded as "Zdn" times 2.

For the "Four registers" variant: is the name of the first scalable vector register of the destination and first source multi-vector group, encoded as "Zdn" times 4.
- <T>
- Is the size specifier, encoded in “size”:

size	<T>
00	B
01	H
10	S
11	D

- <Zdn2> Is the name of the second scalable vector register of the destination and first source multi-vector group, encoded as "Zdn" times 2 plus 1.
- <Zm> Is the name of the second source scalable vector register Z0-Z15, encoded in the "Zm" field.
- <Zdn4> Is the name of the fourth scalable vector register of the destination and first source multi-vector group, encoded as "Zdn" times 4 plus 3.

Operation

```

CheckStreamingSVEEnabled();
constant integer VL = CurrentVL;
constant integer elements = VL DIV esize;
array [0..3] of bits(VL) results;

for r = 0 to nreg-1
    constant bits(VL) operand1 = Z[dn+r, VL];
    constant bits(VL) operand2 = Z[m, VL];
    for e = 0 to elements-1
        constant bits(esize) element1 = Elem[operand1, e, esize];
        constant bits(esize) element2 = Elem[operand2, e, esize];
        Elem[results[r], e, esize] = element1 + element2;

for r = 0 to nreg-1
    Z[dn+r, VL] = results[r];

```

Operational information

If PSTATE.DIT is 1:

- The execution time of this instruction is independent of:
 - The values of the data supplied in any of its registers.
 - The values of the NZCV flags.
- The response of this instruction to asynchronous exceptions does not vary based on:
 - The values of the data supplied in any of its registers.
 - The values of the NZCV flags.

Internal version only: aarchmrs v2025-03_rel, pseudocode v2025-03_rel ; Build timestamp: 2025-03-21T17:41

Copyright © 2010-2025 Arm Limited or its affiliates. All rights reserved. This document is Non-Confidential.

ADDHA

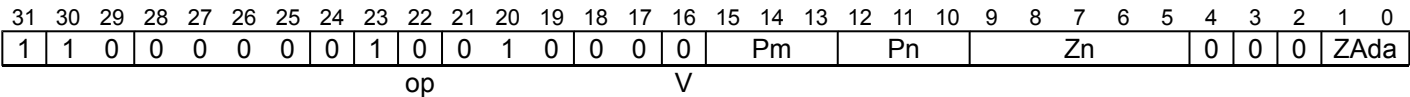
Add horizontally vector elements to ZA tile

This instruction adds each element of the source vector to the corresponding active element of each horizontal slice of a ZA tile. The tile elements are predicated by a pair of governing predicates. An element of a horizontal slice is considered active if its corresponding element in the second governing predicate is TRUE and the element corresponding to its horizontal slice number in the first governing predicate is TRUE. Inactive elements in the destination tile remain unmodified.

ID_AA64SMFR0_EL1.I16I64 indicates whether the 64-bit integer variant is implemented.

It has encodings from 2 classes: [32-bit](#) and [64-bit](#)

32-bit (FEAT_SME)



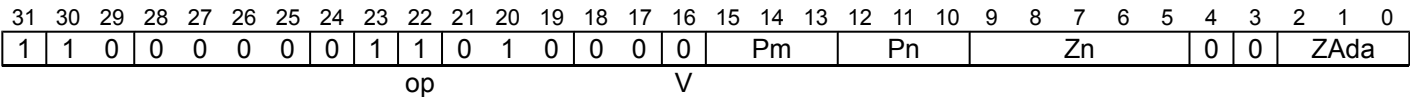
Encoding

ADDHA <ZAda>.S, <Pn>/M, <Pm>/M, <Zn>.S

Decode for this encoding

```
if !IsFeatureImplemented(FEAT_SME) then EndOfDecode(Decode_UNDEF);
constant integer esize = 32;
constant integer a = UInt(Pn);
constant integer b = UInt(Pm);
constant integer n = UInt(Zn);
constant integer da = UInt(ZAda);
```

64-bit (FEAT_SME_I16I64)



Encoding

ADDHA <ZAda>.D, <Pn>/M, <Pm>/M, <Zn>.D

Decode for this encoding

```
if !IsFeatureImplemented(FEAT_SME_I16I64) then EndOfDecode(Decode_UNDEF);
constant integer esize = 64;
constant integer a = UInt(Pn);
constant integer b = UInt(Pm);
constant integer n = UInt(Zn);
constant integer da = UInt(ZAda);
```

Assembler Symbols

- <ZAda> For the "32-bit" variant: is the name of the ZA tile ZA0-ZA3, encoded in the "ZAda" field.
For the "64-bit" variant: is the name of the ZA tile ZA0-ZA7, encoded in the "ZAda" field.
- <Pn> Is the name of the first governing scalable predicate register P0-P7, encoded in the "Pn" field.
- <Pm> Is the name of the second governing scalable predicate register P0-P7, encoded in the "Pm" field.
- <Zn> Is the name of the source scalable vector register, encoded in the "Zn" field.

Operation

```
CheckStreamingSVEAndZAAEnabled();
constant integer VL = CurrentVL;
constant integer PL = VL DIV 8;
constant integer dim = VL DIV esize;
constant bits(PL) mask1 = P[a, PL];
constant bits(PL) mask2 = P[b, PL];
constant bits(VL) operand_src = Z[n, VL];
constant bits(dim*dim*esize) operand_acc = ZAtile[da, esize, dim*dim*esize];
bits(dim*dim*esize) result;

for col = 0 to dim-1
    constant bits(esize) element = Elem[operand_src, col, esize];
    for row = 0 to dim-1
        bits(esize) res = Elem[operand_acc, row*dim+col, esize];
        if (ActivePredicateElement(mask1, row, esize) &&
            ActivePredicateElement(mask2, col, esize)) then
            res = res + element;
        Elem[result, row*dim+col, esize] = res;

ZAtile[da, esize, dim*dim*esize] = result;
```

Operational information

If PSTATE.DIT is 1:

- The execution time of this instruction is independent of:
 - The values of the data supplied in any of its operand registers when its governing predicate registers contain the same value for each execution.
 - The values of the NZCV flags.
- The response of this instruction to asynchronous exceptions does not vary based on:
 - The values of the data supplied in any of its operand registers when its governing predicate registers contain the same value for each execution.
 - The values of the NZCV flags.

Internal version only: aarchmrs v2025-03_rel, pseudocode v2025-03_rel ; Build timestamp: 2025-03-21T17:41

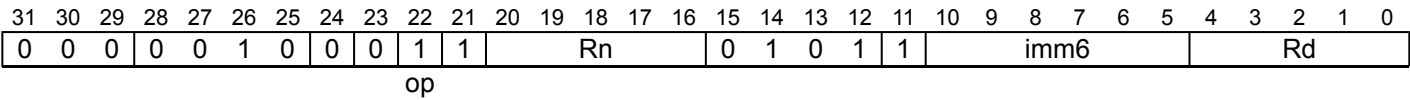
Copyright © 2010-2025 Arm Limited or its affiliates. All rights reserved. This document is Non-Confidential.

ADDSPL

Add multiple of Streaming SVE predicate register size to scalar register

This instruction adds the Streaming SVE predicate register size in bytes multiplied by an immediate in the range -32 to 31 to the 64-bit source general-purpose register or current stack pointer and places the result in the 64-bit destination general-purpose register or current stack pointer. This instruction does not require the PE to be in Streaming SVE mode.

SME (FEAT_SME)



Encoding

ADDSPL <Xd|SP>, <Xn|SP>, #<imm>

Decode for this encoding

```
if !IsFeatureImplemented(FEAT_SME) then EndOfDecode(Decode_UNDEF);
constant integer n = UInt(Rn);
constant integer d = UInt(Rd);
constant integer imm = SInt(imm6);
```

Assembler Symbols

- <Xd|SP> Is the 64-bit name of the destination general-purpose register or stack pointer, encoded in the "Rd" field.
- <Xn|SP> Is the 64-bit name of the source general-purpose register or stack pointer, encoded in the "Rn" field.
- <imm> Is the signed immediate operand, in the range -32 to 31, encoded in the "imm6" field.

Operation

```
CheckSMEEnabled();
constant integer SVL = CurrentSVL;
constant integer len = imm * (SVL DIV 64);
constant bits(64) operand1 = if n == 31 then SP[64] else X[n, 64];
constant bits(64) result = operand1 + len;

if d == 31 then
    SP[64] = result;
else
    X[d, 64] = result;
```

Operational information

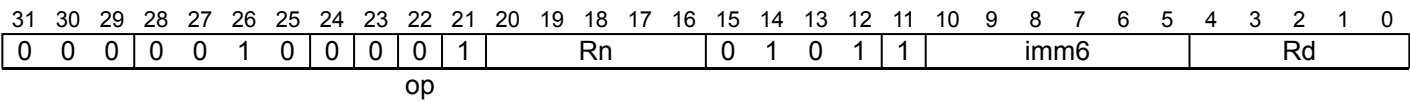
- If PSTATE.DIT is 1:
- The execution time of this instruction is independent of:
 - The values of the data supplied in any of its registers.
 - The values of the NZCV flags.
 - The response of this instruction to asynchronous exceptions does not vary based on:
 - The values of the data supplied in any of its registers.
 - The values of the NZCV flags.

ADDSVL

Add multiple of Streaming SVE vector register size to scalar register

This instruction adds the Streaming SVE vector register size in bytes multiplied by an immediate in the range -32 to 31 to the 64-bit source general-purpose register or current stack pointer, and places the result in the 64-bit destination general-purpose register or current stack pointer. This instruction does not require the PE to be in Streaming SVE mode.

SME (FEAT_SME)



Encoding

ADDSVL <Xd|SP>, <Xn|SP>, #<imm>

Decode for this encoding

```
if !IsFeatureImplemented(FEAT_SME) then EndOfDecode(Decode_UNDEF);
constant integer n = UInt(Rn);
constant integer d = UInt(Rd);
constant integer imm = SInt(imm6);
```

Assembler Symbols

- <Xd|SP> Is the 64-bit name of the destination general-purpose register or stack pointer, encoded in the "Rd" field.
- <Xn|SP> Is the 64-bit name of the source general-purpose register or stack pointer, encoded in the "Rn" field.
- <imm> Is the signed immediate operand, in the range -32 to 31, encoded in the "imm6" field.

Operation

```
CheckSMEEnabled();
constant integer SVL = CurrentSVL;
constant integer len = imm * (SVL DIV 8);
constant bits(64) operand1 = if n == 31 then SP[64] else X[n, 64];
constant bits(64) result = operand1 + len;

if d == 31 then
    SP[64] = result;
else
    X[d, 64] = result;
```

Operational information

- If PSTATE.DIT is 1:
- The execution time of this instruction is independent of:
 - The values of the data supplied in any of its registers.
 - The values of the NZCV flags.
 - The response of this instruction to asynchronous exceptions does not vary based on:
 - The values of the data supplied in any of its registers.
 - The values of the NZCV flags.

ADDVA

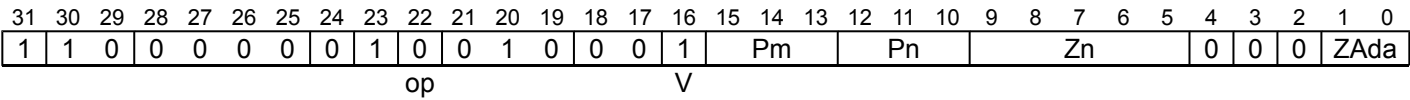
Add vertically vector elements to ZA tile

This instruction adds each element of the source vector to the corresponding active element of each vertical slice of a ZA tile. The tile elements are predicated by a pair of governing predicates. An element of a vertical slice is considered active if its corresponding element in the first governing predicate is TRUE and the element corresponding to its vertical slice number in the second governing predicate is TRUE. Inactive elements in the destination tile remain unmodified.

ID_AA64SMFR0_EL1.I16I64 indicates whether the 64-bit integer variant is implemented.

It has encodings from 2 classes: [32-bit](#) and [64-bit](#)

32-bit (FEAT_SME)



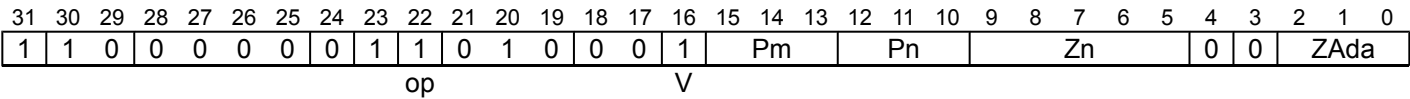
Encoding

ADDVA <ZAda>.S, <Pn>/M, <Pm>/M, <Zn>.S

Decode for this encoding

```
if !IsFeatureImplemented(FEAT_SME) then EndOfDecode(Decode_UNDEF);
constant integer esize = 32;
constant integer a = UInt(Pn);
constant integer b = UInt(Pm);
constant integer n = UInt(Zn);
constant integer da = UInt(ZAda);
```

64-bit (FEAT_SME_I16I64)



Encoding

ADDVA <ZAda>.D, <Pn>/M, <Pm>/M, <Zn>.D

Decode for this encoding

```
if !IsFeatureImplemented(FEAT_SME_I16I64) then EndOfDecode(Decode_UNDEF);
constant integer esize = 64;
constant integer a = UInt(Pn);
constant integer b = UInt(Pm);
constant integer n = UInt(Zn);
constant integer da = UInt(ZAda);
```

Assembler Symbols

- <ZAda> For the "32-bit" variant: is the name of the ZA tile ZA0-ZA3, encoded in the "ZAda" field.
For the "64-bit" variant: is the name of the ZA tile ZA0-ZA7, encoded in the "ZAda" field.
- <Pn> Is the name of the first governing scalable predicate register P0-P7, encoded in the "Pn" field.
- <Pm> Is the name of the second governing scalable predicate register P0-P7, encoded in the "Pm" field.
- <Zn> Is the name of the source scalable vector register, encoded in the "Zn" field.

Operation

```
CheckStreamingSVEAndZAEnabled();
constant integer VL = CurrentVL;
constant integer PL = VL DIV 8;
constant integer dim = VL DIV esize;
constant bits(PL) mask1 = P[a, PL];
constant bits(PL) mask2 = P[b, PL];
constant bits(VL) operand_src = Z[n, VL];
constant bits(dim*dim*esize) operand_acc = ZAtile[da, esize, dim*dim*esize];
bits(dim*dim*esize) result;

for row = 0 to dim-1
    constant bits(esize) element = Elem[operand_src, row, esize];
    for col = 0 to dim-1
        bits(esize) res = Elem[operand_acc, row*dim+col, esize];
        if (ActivePredicateElement(mask1, row, esize) &&
            ActivePredicateElement(mask2, col, esize)) then
            res = res + element;
        Elem[result, row*dim+col, esize] = res;

ZAtile[da, esize, dim*dim*esize] = result;
```

Operational information

If PSTATE.DIT is 1:

- The execution time of this instruction is independent of:
 - The values of the data supplied in any of its operand registers when its governing predicate registers contain the same value for each execution.
 - The values of the NZCV flags.
- The response of this instruction to asynchronous exceptions does not vary based on:
 - The values of the data supplied in any of its operand registers when its governing predicate registers contain the same value for each execution.
 - The values of the NZCV flags.

Internal version only: aarchmrs v2025-03_rel, pseudocode v2025-03_rel ; Build timestamp: 2025-03-21T17:41

Copyright © 2010-2025 Arm Limited or its affiliates. All rights reserved. This document is Non-Confidential.

BF1CVT, BF2CVT

Multi-vector convert from 8-bit floating-point to BFloat16 (in-order)

This instruction converts each 8-bit floating-point element of the source vector to BFloat16 while downscaling the value, and places the results in the corresponding 16-bit elements of the destination vectors. BF1CVT scales the values by $2^{-\text{UInt}(\text{FPMR.LSCALE}[5:0])}$. BF2CVT scales the values by $2^{-\text{UInt}(\text{FPMR.LSCALE2}[5:0])}$. The 8-bit floating-point encoding format for BF1CVT is selected by FPMR.F8S1. The 8-bit floating-point encoding format for BF2CVT is selected by FPMR.F8S2.

This instruction is unpredicated.

It has encodings from 2 classes: [BF1CVT](#) and [BF2CVT](#)

BF1CVT
(FEAT_SME2 && FEAT_FP8)

31	30	29	28	27	26	25	24	23	22	21	20	19	18	17	16	15	14	13	12	11	10	9	8	7	6	5	4	3	2	1	0
1	1	0	0	0	0	0	1	0	1	1	0	0	1	1	0	1	1	1	0	0	0	Zn				Zd				0	
opc																														L	

Encoding

BF1CVT { <Zd1>.H-<Zd2>.H }, <Zn>.B

Decode for this encoding

```
if !IsFeatureImplemented(FEAT_SME2) || !IsFeatureImplemented(FEAT_FP8) then
    EndOfDecode(Decode_UNDEF);
constant integer n = UInt(Zn);
constant integer d = UInt(Zd: '0');
constant boolean issrc2 = FALSE;
```

BF2CVT
(FEAT_SME2 && FEAT_FP8)

31	30	29	28	27	26	25	24	23	22	21	20	19	18	17	16	15	14	13	12	11	10	9	8	7	6	5	4	3	2	1	0
1	1	0	0	0	0	0	1	1	1	1	0	0	1	1	0	1	1	1	0	0	0	Zn				Zd				0	
opc																														L	

Encoding

BF2CVT { <Zd1>.H-<Zd2>.H }, <Zn>.B

Decode for this encoding

```
if !IsFeatureImplemented(FEAT_SME2) || !IsFeatureImplemented(FEAT_FP8) then
    EndOfDecode(Decode_UNDEF);
constant integer n = UInt(Zn);
constant integer d = UInt(Zd: '0');
constant boolean issrc2 = TRUE;
```

Assembler Symbols

- <Zd1> Is the name of the first scalable vector register of the destination multi-vector group, encoded as "Zd" times 2.
- <Zd2> Is the name of the second scalable vector register of the destination multi-vector group, encoded as "Zd" times 2 plus 1.
- <Zn> Is the name of the source scalable vector register, encoded in the "Zn" field.

Operation

```
CheckFPMREnabled();  
CheckStreamingSVEEnabled();  
constant integer VL = CurrentVL;  
constant integer elements = VL DIV 8;  
constant bits(VL) operand = Z[n, VL];  
bits(2*VL) result;  
  
for e = 0 to elements-1  
    constant bits(8) element = Elem[operand, e, 8];  
    Elem[result, e, 16] = FP8ConvertBF(element, issrc2, FPCR, FPMR);  
  
Z[d+0, VL] = result<VL-1:0>;  
Z[d+1, VL] = result<2*VL-1:VL>;
```

Internal version only: aarchmrs v2025-03_rel, pseudocode v2025-03_rel ; Build timestamp: 2025-03-21T17:41

Copyright © 2010-2025 Arm Limited or its affiliates. All rights reserved. This document is Non-Confidential.

BF1CVTL, BF2CVTL

Multi-vector convert from 8-bit floating-point to deinterleaved BFloat16

This instruction converts each 8-bit floating-point element of the source vector to BFloat16 while downscaling the value, and places the two-way deinterleaved results in the corresponding 16-bit elements of the destination vectors. BF1CVTL scales the values by $2^{-\text{UInt}(\text{FPMR.LSCALE}[5:0])}$. BF2CVTL scales the values by $2^{-\text{UInt}(\text{FPMR.LSCALE2}[5:0])}$. The 8-bit floating-point encoding format for BF1CVTL is selected by FPMR.F8S1. The 8-bit floating-point encoding format for BF2CVTL is selected by FPMR.F8S2.

This instruction is unpredicated.

It has encodings from 2 classes: [BF1CVTL](#) and [BF2CVTL](#)

BF1CVTL

(FEAT_SME2 && FEAT_FP8)

31	30	29	28	27	26	25	24	23	22	21	20	19	18	17	16	15	14	13	12	11	10	9	8	7	6	5	4	3	2	1	0						
1	1	0	0	0	0	0	1	0	1	1	0	0	1	1	0	1	1	1	0	0	0	Zn				Zd				1							
opc																						L															

Encoding

BF1CVTL { <Zd1>.H-<Zd2>.H }, <Zn>.B

Decode for this encoding

```
if !IsFeatureImplemented(FEAT_SME2) || !IsFeatureImplemented(FEAT_FP8) then
    EndOfDecode(Decode_UNDEF);
constant integer n = UInt(Zn);
constant integer d = UInt(Zd: '0');
constant boolean issrc2 = FALSE;
```

BF2CVTL

(FEAT_SME2 && FEAT_FP8)

31	30	29	28	27	26	25	24	23	22	21	20	19	18	17	16	15	14	13	12	11	10	9	8	7	6	5	4	3	2	1	0						
1	1	0	0	0	0	0	1	1	1	1	0	0	1	1	0	1	1	1	0	0	0	Zn				Zd				1							
opc																						L															

Encoding

BF2CVTL { <Zd1>.H-<Zd2>.H }, <Zn>.B

Decode for this encoding

```
if !IsFeatureImplemented(FEAT_SME2) || !IsFeatureImplemented(FEAT_FP8) then
    EndOfDecode(Decode_UNDEF);
constant integer n = UInt(Zn);
constant integer d = UInt(Zd: '0');
constant boolean issrc2 = TRUE;
```

Assembler Symbols

- <Zd1> Is the name of the first scalable vector register of the destination multi-vector group, encoded as "Zd" times 2.
- <Zd2> Is the name of the second scalable vector register of the destination multi-vector group, encoded as "Zd" times 2 plus 1.
- <Zn> Is the name of the source scalable vector register, encoded in the "Zn" field.

Operation

```
CheckFPMREnabled();  
CheckStreamingSVEEnabled();  
constant integer VL = CurrentVL;  
constant integer pairs = VL DIV 16;  
constant bits(VL) operand = Z[n, VL];  
bits(VL) result1;  
bits(VL) result2;  
  
for p = 0 to pairs-1  
    constant bits(8) element1 = Elem[operand, 2*p + 0, 8];  
    constant bits(8) element2 = Elem[operand, 2*p + 1, 8];  
    Elem[result1, p, 16] = FP8ConvertBF(element1, issrc2, FPCR, FPMR);  
    Elem[result2, p, 16] = FP8ConvertBF(element2, issrc2, FPCR, FPMR);  
  
Z[d+0, VL] = result1;  
Z[d+1, VL] = result2;
```

Internal version only: aarchmrs v2025-03_rel, pseudocode v2025-03_rel ; Build timestamp: 2025-03-21T17:41

Copyright © 2010-2025 Arm Limited or its affiliates. All rights reserved. This document is Non-Confidential.

BFADD

BFloat16 add multi-vector to ZA array vector accumulators

This instruction destructively adds all elements of the two or four source vectors to the corresponding BFloat16 elements of the ZA single-vector groups.

The single-vector group within each half of or each quarter of the ZA array is selected by the sum of the vector select register and offset, modulo half or quarter the number of ZA array vectors.

The vector group symbol, VGx2 or VGx4, indicates that the ZA operand consists of two or four ZA single-vector groups respectively. The vector group symbol is preferred for disassembly, but optional in assembler source code.

This instruction follows SME2 ZA-targeting non-widening BFloat16 numerical behaviors.

This instruction is unpredicated.

ID_AA64SMFR0_EL1.B16B16 indicates whether this instruction is implemented.

It has encodings from 2 classes: [Two ZA single-vectors](#) and [Four ZA single-vectors](#)

Two ZA single-vectors (FEAT_SME_B16B16)

31	30	29	28	27	26	25	24	23	22	21	20	19	18	17	16	15	14	13	12	11	10	9	8	7	6	5	4	3	2	1	0
1	1	0	0	0	0	0	1	1	1	1	0	0	1	0	0	0	Rv	1	1	1	Zm			0	0	0	off3				
SZ																S															

Encoding

BFADD ZA.H[<Wv>, <offs>{, VGx2}], { <Zm1>.H-<Zm2>.H }

Decode for this encoding

```
if !IsFeatureImplemented(FEAT_SME_B16B16) then EndOfDecode(Decode_UNDEF);
constant integer v = UInt('010':Rv);
constant integer m = UInt(Zm:'0');
constant integer offset = UInt(off3);
constant integer nreg = 2;
```

Four ZA single-vectors (FEAT_SME_B16B16)

31	30	29	28	27	26	25	24	23	22	21	20	19	18	17	16	15	14	13	12	11	10	9	8	7	6	5	4	3	2	1	0
1	1	0	0	0	0	0	1	1	1	1	0	0	1	0	1	0	Rv	1	1	1	Zm			0	0	0	0	off3			
SZ																S															

Encoding

BFADD ZA.H[<Wv>, <offs>{, VGx4}], { <Zm1>.H-<Zm4>.H }

Decode for this encoding

```
if !IsFeatureImplemented(FEAT_SME_B16B16) then EndOfDecode(Decode_UNDEF);
constant integer v = UInt('010':Rv);
constant integer m = UInt(Zm:'00');
constant integer offset = UInt(off3);
constant integer nreg = 4;
```

Assembler Symbols

- <Wv> Is the 32-bit name of the vector select register W8-W11, encoded in the "Rv" field.
- <offs> Is the vector select offset, in the range 0 to 7, encoded in the "off3" field.

- <Zm1> For the "Two ZA single-vectors" variant: is the name of the first scalable vector register of the source multi-vector group, encoded as "Zm" times 2.
- For the "Four ZA single-vectors" variant: is the name of the first scalable vector register of the source multi-vector group, encoded as "Zm" times 4.
- <Zm2> Is the name of the second scalable vector register of the source multi-vector group, encoded as "Zm" times 2 plus 1.
- <Zm4> Is the name of the fourth scalable vector register of the source multi-vector group, encoded as "Zm" times 4 plus 3.

Operation

```

CheckStreamingSVEAndZAAEnabled();
constant integer VL = CurrentVL;
constant integer elements = VL DIV 16;
constant integer vectors = VL DIV 8;
constant integer vstride = vectors DIV nreg;
constant bits(32) vbase = X[v, 32];
integer vec = (UInt(vbase) + offset) MOD vstride;
bits(VL) result;

for r = 0 to nreg-1
    constant bits(VL) operand1 = ZAvector[vec, VL];
    constant bits(VL) operand2 = Z[m+r, VL];
    for e = 0 to elements-1
        constant bits(16) element1 = Elem[operand1, e, 16];
        constant bits(16) element2 = Elem[operand2, e, 16];
        Elem[result, e, 16] = BFAdd_ZA(element1, element2, FPCR);
    ZAvector[vec, VL] = result;
    vec = vec + vstride;

```

Internal version only: aarchmrs v2025-03_rel, pseudocode v2025-03_rel ; Build timestamp: 2025-03-21T17:41

Copyright © 2010-2025 Arm Limited or its affiliates. All rights reserved. This document is Non-Confidential.

BFCLAMP

Multi-vector BFloat16 clamp to minimum/maximum number

This instruction clamps each BFloat16 element in the two or four destination vectors to between the BFloat16 minimum value in the corresponding element of the first source vector and the BFloat16 maximum value in the corresponding element of the second source vector and destructively places the clamped results in the corresponding elements of the two or four destination vectors.

Regardless of the value of FPCR.AH, the behavior is as follows for each minimum number and maximum number operation:

- Negative zero compares less than positive zero.
- If one value is numeric and the other is a quiet NaN, the result is the numeric value.
- When FPCR.DN is 0, if either value is a signaling NaN or if both values are NaNs, the result is a quiet NaN.
- When FPCR.DN is 1, if either value is a signaling NaN or if both values are NaNs, the result is Default NaN.

This instruction follows SME2 non-widening BFloat16 numerical behaviors corresponding to instructions that place their results in two or four SVE Z vectors.

This instruction is unpredicated.

ID_AA64ZFR0_EL1.B16B16 indicates whether this instruction is implemented.

It has encodings from 2 classes: [Two registers](#) and [Four registers](#)

Two registers

(FEAT_SME2 && FEAT_SVE_B16B16)

31	30	29	28	27	26	25	24	23	22	21	20	19	18	17	16	15	14	13	12	11	10	9	8	7	6	5	4	3	2	1	0
1	1	0	0	0	0	0	1	0	0	1	Zm					1	1	0	0	0	0	Zn					Zd			0	
size																op															

Encoding

BFCLAMP { <Zd1>.H-<Zd2>.H }, <Zn>.H, <Zm>.H

Decode for this encoding

```
if !IsFeatureImplemented(FEAT_SME2) || !IsFeatureImplemented(FEAT_SVE_B16B16) then
    EndOfDecode(Decode_UNDEF);
constant integer n = UInt(Zn);
constant integer m = UInt(Zm);
constant integer d = UInt(Zd:'0');
constant integer nreg = 2;
```

Four registers

(FEAT_SME2 && FEAT_SVE_B16B16)

31	30	29	28	27	26	25	24	23	22	21	20	19	18	17	16	15	14	13	12	11	10	9	8	7	6	5	4	3	2	1	0
1	1	0	0	0	0	0	1	0	0	1	Zm					1	1	0	0	1	0	Zn					Zd		0	0	
size																op															

Encoding

BFCLAMP { <Zd1>.H-<Zd4>.H }, <Zn>.H, <Zm>.H

Decode for this encoding

```
if !IsFeatureImplemented(FEAT_SME2) || !IsFeatureImplemented(FEAT_SVE_B16B16) then
    EndOfDecode(Decode_UNDEF);
constant integer n = UInt(Zn);
constant integer m = UInt(Zm);
constant integer d = UInt(Zd:'00');
constant integer nreg = 4;
```

Assembler Symbols

<Zd1>	For the "Two registers" variant: is the name of the first scalable vector register of the destination multi-vector group, encoded as "Zd" times 2. For the "Four registers" variant: is the name of the first scalable vector register of the destination multi-vector group, encoded as "Zd" times 4.
<Zd2>	Is the name of the second scalable vector register of the destination multi-vector group, encoded as "Zd" times 2 plus 1.
<Zn>	Is the name of the first source scalable vector register, encoded in the "Zn" field.
<Zm>	Is the name of the second source scalable vector register, encoded in the "Zm" field.
<Zd4>	Is the name of the fourth scalable vector register of the destination multi-vector group, encoded as "Zd" times 4 plus 3.

Operation

```
CheckStreamingSVEEnabled();
constant integer VL = CurrentVL;
constant integer elements = VL DIV 16;
array [0..3] of bits(VL) results;

for r = 0 to nreg-1
    constant bits(VL) operand1 = Z[n, VL];
    constant bits(VL) operand2 = Z[m, VL];
    constant bits(VL) operand3 = Z[d+r, VL];
    for e = 0 to elements-1
        constant bits(16) element1 = Elem[operand1, e, 16];
        constant bits(16) element2 = Elem[operand2, e, 16];
        constant bits(16) element3 = Elem[operand3, e, 16];
        constant bits(16) maxelement = BFMaxNum(element1, element3, FPCR);
        Elem[results[r], e, 16] = BFMinNum(maxelement, element2, FPCR);

for r = 0 to nreg-1
    Z[d+r, VL] = results[r];
```

Internal version only: aarchmrs v2025-03_rel, pseudocode v2025-03_rel ; Build timestamp: 2025-03-21T17:41

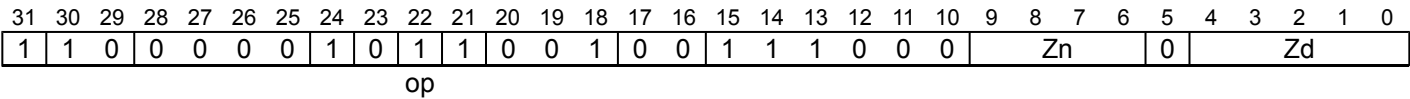
Copyright © 2010-2025 Arm Limited or its affiliates. All rights reserved. This document is Non-Confidential.

BFCVT (BFloat16 to 8-bit floating-point)

Multi-vector convert from BFloat16 to packed 8-bit floating-point format

This instruction converts each BFloat16 element of the two source vectors to 8-bit floating-point while scaling the value by $2^{SInt(FPMR.NSCALE)}$, and places the results in the half-width elements of the destination vector. The 8-bit floating-point encoding format is selected by FPMR.F8D. This instruction is unpredicated.

SME2
(FEAT_SME2 && FEAT_FP8)



Encoding

BFCVT <Zd>.B, { <Zn1>.H-<Zn2>.H }

Decode for this encoding

```
if !IsFeatureImplemented(FEAT_SME2) || !IsFeatureImplemented(FEAT_FP8) then
    EndOfDecode(Decode_UNDEF);
constant integer n = UInt(Zn:'0');
constant integer d = UInt(Zd);
```

Assembler Symbols

- <Zd> Is the name of the destination scalable vector register, encoded in the "Zd" field.
- <Zn1> Is the name of the first scalable vector register of the source multi-vector group, encoded as "Zn" times 2.
- <Zn2> Is the name of the second scalable vector register of the source multi-vector group, encoded as "Zn" times 2 plus 1.

Operation

```
CheckFPMREnabled();
CheckStreamingSVEEnabled();
constant integer VL = CurrentVL;
constant integer elements = VL DIV 16;
bits(VL) result;

constant bits(VL) operand1 = Z[n+0, VL];
constant bits(VL) operand2 = Z[n+1, VL];
for e = 0 to elements-1
    constant bits(16) element1 = Elem[operand1, e, 16];
    constant bits(16) element2 = Elem[operand2, e, 16];
    Elem[result, 0*elements + e, 8] = BFCConvertFP8(element1, FPCR, FPMR);
    Elem[result, 1*elements + e, 8] = BFCConvertFP8(element2, FPCR, FPMR);

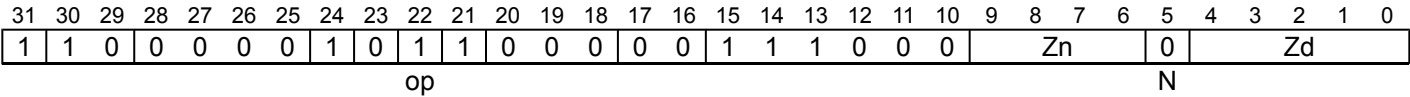
Z[d, VL] = result;
```


BFCVT (single-precision to BFloat16)

Multi-vector convert from single-precision to packed BFloat16 format

This instruction converts each element of the two source vectors from single-precision to BFloat16 floating-point, and places the results in the half-width destination elements.
This instruction follows SME2 floating-point numerical behaviors corresponding to instructions that place their results in one or more SVE Z vectors.
This instruction is unpredicated.

SME2 (FEAT_SME2)



Encoding

BFCVT <Zd>.H, { <Zn1>.S-<Zn2>.S }

Decode for this encoding

```
if !IsFeatureImplemented(FEAT_SME2) then EndOfDecode(Decode_UNDEF);
constant integer n = UInt(Zn:'0');
constant integer d = UInt(Zd);
```

Assembler Symbols

- <Zd> Is the name of the destination scalable vector register, encoded in the "Zd" field.
- <Zn1> Is the name of the first scalable vector register of the source multi-vector group, encoded as "Zn" times 2.
- <Zn2> Is the name of the second scalable vector register of the source multi-vector group, encoded as "Zn" times 2 plus 1.

Operation

```
CheckStreamingSVEEnabled();
constant integer VL = CurrentVL;
constant integer elements = VL DIV 32;
bits(VL) result;

constant bits(VL) operand1 = Z[n+0, VL];
constant bits(VL) operand2 = Z[n+1, VL];
for e = 0 to elements-1
    constant bits(32) element1 = Elem[operand1, e, 32];
    constant bits(32) element2 = Elem[operand2, e, 32];
    constant bits(16) res1 = FPConvertBF(element1, FPCR);
    constant bits(16) res2 = FPConvertBF(element2, FPCR);
    Elem[result, e, 16] = res1;
    Elem[result, elements+e, 16] = res2;

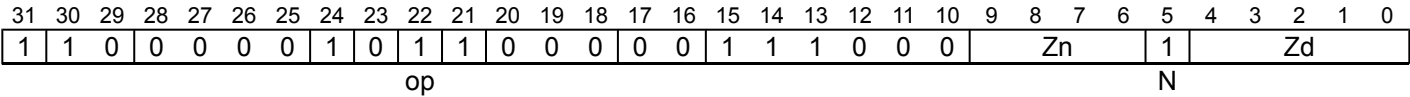
Z[d, VL] = result;
```

BFCVTN

Multi-vector convert from single-precision to interleaved BFloat16 format

This instruction converts each element of the two source vectors from single-precision to BFloat16 floating-point, and places the two-way interleaved results in the half-width destination elements.
This instruction follows SME2 floating-point numerical behaviors corresponding to instructions that place their results in one or more SVE Z vectors.
This instruction is unpredicated.

SME2
(FEAT_SME2)



Encoding

```
BFCVTN <Zd>.H, { <Zn1>.S-<Zn2>.S }
```

Decode for this encoding

```
if !IsFeatureImplemented(FEAT_SME2) then EndOfDecode(Decode_UNDEF);
constant integer n = UInt(Zn:'0');
constant integer d = UInt(Zd);
```

Assembler Symbols

- <Zd> Is the name of the destination scalable vector register, encoded in the "Zd" field.
- <Zn1> Is the name of the first scalable vector register of the source multi-vector group, encoded as "Zn" times 2.
- <Zn2> Is the name of the second scalable vector register of the source multi-vector group, encoded as "Zn" times 2 plus 1.

Operation

```
CheckStreamingSVEEnabled();
constant integer VL = CurrentVL;
constant integer elements = VL DIV 32;
bits(VL) result;

constant bits(VL) operand1 = Z[n+0, VL];
constant bits(VL) operand2 = Z[n+1, VL];
for e = 0 to elements-1
    constant bits(32) element1 = Elem[operand1, e, 32];
    constant bits(32) element2 = Elem[operand2, e, 32];
    constant bits(16) res1 = FPConvertBF(element1, FPCR);
    constant bits(16) res2 = FPConvertBF(element2, FPCR);
    Elem[result, 2*e + 0, 16] = res1;
    Elem[result, 2*e + 1, 16] = res2;

Z[d, VL] = result;
```

BFDOT (multiple and indexed vector)

Multi-vector BFloat16 dot-product by indexed element

This instruction computes the dot product of a pair of BF16 values held in the corresponding 32-bit elements of the two or four first source vectors and the indexed 32-bit element of the second source vector. The single-precision dot product results are destructively added to the corresponding single-precision elements of the ZA single-vector groups.

The BF16 pairs within the second source vector are specified using an immediate index which selects the same BF16 pair position within each 128-bit vector segment. The element index range is from 0 to 3.

The single-vector group within each half of or each quarter of the ZA array is selected by the sum of the vector select register and offset, modulo half or quarter the number of ZA array vectors.

The vector group symbol, VGx2 or VGx4, indicates that the ZA operand consists of two or four ZA single-vector groups respectively. The vector group symbol is preferred for disassembly, but optional in assembler source code.

This instruction follows SME2 ZA-targeting BFloat16 numerical behaviors.

This instruction is unpredicated.

It has encodings from 2 classes: [Two ZA single-vectors](#) and [Four ZA single-vectors](#)

Two ZA single-vectors (FEAT_SME2)

31	30	29	28	27	26	25	24	23	22	21	20	19	18	17	16	15	14	13	12	11	10	9	8	7	6	5	4	3	2	1	0
1	1	0	0	0	0	0	1	0	1	0	1	Zm			0	Rv		1	i2	Zn			0	1	1	off3					
																		op				opc2									

Encoding

BFDOT ZA.S[<Wv>, <offs>{, VGx2}], { <Zn1>.H-<Zn2>.H }, <Zm>.H[<index>]

Decode for this encoding

```
if !IsFeatureImplemented(FEAT_SME2) then EndOfDecode(Decode_UNDEF);
constant integer v = UInt('010':Rv);
constant integer n = UInt(Zn:'0');
constant integer m = UInt('0':Zm);
constant integer offset = UInt(off3);
constant integer index = UInt(i2);
constant integer nreg = 2;
```

Four ZA single-vectors (FEAT_SME2)

31	30	29	28	27	26	25	24	23	22	21	20	19	18	17	16	15	14	13	12	11	10	9	8	7	6	5	4	3	2	1	0
1	1	0	0	0	0	0	1	0	1	0	1	Zm			1	Rv		1	i2	Zn			0	0	1	1	off3				
																		op				opc2									

Encoding

BFDOT ZA.S[<Wv>, <offs>{, VGx4}], { <Zn1>.H-<Zn4>.H }, <Zm>.H[<index>]

Decode for this encoding

```
if !IsFeatureImplemented(FEAT_SME2) then EndOfDecode(Decode_UNDEF);
constant integer v = UInt('010':Rv);
constant integer n = UInt(Zn:'00');
constant integer m = UInt('0':Zm);
constant integer offset = UInt(off3);
constant integer index = UInt(i2);
constant integer nreg = 4;
```

Assembler Symbols

<Wv>	Is the 32-bit name of the vector select register W8-W11, encoded in the "Rv" field.
<offs>	Is the vector select offset, in the range 0 to 7, encoded in the "off3" field.
<Zn1>	For the "Two ZA single-vectors" variant: is the name of the first scalable vector register of the first source multi-vector group, encoded as "Zn" times 2. For the "Four ZA single-vectors" variant: is the name of the first scalable vector register of the first source multi-vector group, encoded as "Zn" times 4.
<Zn2>	Is the name of the second scalable vector register of the first source multi-vector group, encoded as "Zn" times 2 plus 1.
<Zm>	Is the name of the second source scalable vector register Z0-Z15, encoded in the "Zm" field.
<index>	Is the immediate index of a group of two 16-bit elements within each 128-bit vector segment, in the range 0 to 3, encoded in the "i2" field.
<Zn4>	Is the name of the fourth scalable vector register of the first source multi-vector group, encoded as "Zn" times 4 plus 3.

Operation

```
CheckStreamingSVEAndZAAEnabled();
constant integer VL = CurrentVL;
constant integer elements = VL DIV 32;
constant integer vectors = VL DIV 8;
constant integer vstride = vectors DIV nreg;
constant integer eltspersegment = 128 DIV 32;
constant bits(32) vbase = X[v, 32];
integer vec = (UInt(vbase) + offset) MOD vstride;
bits(VL) result;

for r = 0 to nreg-1
    constant bits(VL) operand1 = Z[n+r, VL];
    constant bits(VL) operand2 = Z[m, VL];
    constant bits(VL) operand3 = ZAvector[vec, VL];
    for e = 0 to elements-1
        constant bits(16) elt1_a = Elem[operand1, 2 * e + 0, 16];
        constant bits(16) elt1_b = Elem[operand1, 2 * e + 1, 16];
        constant integer segmentbase = e - (e MOD eltspersegment);
        constant integer s = segmentbase + index;
        constant bits(16) elt2_a = Elem[operand2, 2 * s + 0, 16];
        constant bits(16) elt2_b = Elem[operand2, 2 * s + 1, 16];
        bits(32) sum = Elem[operand3, e, 32];
        sum = BFDotAdd(sum, elt1_a, elt1_b, elt2_a, elt2_b, FPCR);
        Elem[result, e, 32] = sum;
    ZAvector[vec, VL] = result;
    vec = vec + vstride;
```

Internal version only: aarchmrs v2025-03_rel, pseudocode v2025-03_rel ; Build timestamp: 2025-03-21T17:41

Copyright © 2010-2025 Arm Limited or its affiliates. All rights reserved. This document is Non-Confidential.

BFDOT (multiple and single vector)

Multi-vector BFloat16 dot-product by vector

This instruction computes the dot product of a pair of BF16 values held in the corresponding 32-bit elements of the two or four first source vectors and the second source vector. The single-precision dot product results are destructively added to the corresponding single-precision elements of the ZA single-vector groups.

The single-vector group within each half of or each quarter of the ZA array is selected by the sum of the vector select register and offset, modulo half or quarter the number of ZA array vectors.

The vector group symbol, VGx2 or VGx4, indicates that the ZA operand consists of two or four ZA single-vector groups respectively. The vector group symbol is preferred for disassembly, but optional in assembler source code.

This instruction follows SME2 ZA-targeting BFloat16 numerical behaviors.

This instruction is unpredicated.

It has encodings from 2 classes: [Two ZA single-vectors](#) and [Four ZA single-vectors](#)

Two ZA single-vectors (FEAT_SME2)

31	30	29	28	27	26	25	24	23	22	21	20	19	18	17	16	15	14	13	12	11	10	9	8	7	6	5	4	3	2	1	0
1	1	0	0	0	0	0	1	0	0	1	0	Zm			0	Rv		1	0	0	Zn			1		0	off3				
opc																															

Encoding

BFDOT ZA.S[<Wv>, <offs>{, VGx2}], { <Zn1>.H-<Zn2>.H }, <Zm>.H

Decode for this encoding

```
if !IsFeatureImplemented(FEAT_SME2) then EndOfDecode(Decode_UNDEF);
constant integer v = UInt('010':Rv);
constant integer n = UInt(Zn);
constant integer m = UInt('0':Zm);
constant integer offset = UInt(off3);
constant integer nreg = 2;
```

Four ZA single-vectors (FEAT_SME2)

31	30	29	28	27	26	25	24	23	22	21	20	19	18	17	16	15	14	13	12	11	10	9	8	7	6	5	4	3	2	1	0	
1	1	0	0	0	0	0	1	0	0	1	1	Zm			0	Rv		1	0	0	Zn			1	0	off3						
																															opc	

Encoding

BFDOT ZA.S[<Wv>, <offs>{, VGx4}], { <Zn1>.H-<Zn4>.H }, <Zm>.H

Decode for this encoding

```
if !IsFeatureImplemented(FEAT_SME2) then EndOfDecode(Decode_UNDEF);
constant integer v = UInt('010':Rv);
constant integer n = UInt(Zn);
constant integer m = UInt('0':Zm);
constant integer offset = UInt(off3);
constant integer nreg = 4;
```

Assembler Symbols

- <Wv> Is the 32-bit name of the vector select register W8-W11, encoded in the "Rv" field.
- <offs> Is the vector select offset, in the range 0 to 7, encoded in the "off3" field.

- <Zn1> Is the name of the first scalable vector register of the first source multi-vector group, encoded as "Zn".
- <Zn2> Is the name of the second scalable vector register of the first source multi-vector group, encoded as "Zn" plus 1 modulo 32.
- <Zm> Is the name of the second source scalable vector register Z0-Z15, encoded in the "Zm" field.
- <Zn4> Is the name of the fourth scalable vector register of the first source multi-vector group, encoded as "Zn" plus 3 modulo 32.

Operation

```

CheckStreamingSVEAndZAAEnabled();
constant integer VL = CurrentVL;
constant integer elements = VL DIV 32;
constant integer vectors = VL DIV 8;
constant integer vstride = vectors DIV nreg;
constant bits(32) vbase = X[v, 32];
integer vec = (UInt(vbase) + offset) MOD vstride;
bits(VL) result;

for r = 0 to nreg-1
  constant bits(VL) operand1 = Z[(n+r) MOD 32, VL];
  constant bits(VL) operand2 = Z[m, VL];
  constant bits(VL) operand3 = ZAvector[vec, VL];
  for e = 0 to elements-1
    constant bits(16) elt1_a = Elem[operand1, 2 * e + 0, 16];
    constant bits(16) elt1_b = Elem[operand1, 2 * e + 1, 16];
    constant bits(16) elt2_a = Elem[operand2, 2 * e + 0, 16];
    constant bits(16) elt2_b = Elem[operand2, 2 * e + 1, 16];
    bits(32) sum = Elem[operand3, e, 32];
    sum = BFDotAdd(sum, elt1_a, elt1_b, elt2_a, elt2_b, FPCR);
    Elem[result, e, 32] = sum;
  ZAvector[vec, VL] = result;
  vec = vec + vstride;

```

Internal version only: aarchmrs v2025-03_rel, pseudocode v2025-03_rel ; Build timestamp: 2025-03-21T17:41

Copyright © 2010-2025 Arm Limited or its affiliates. All rights reserved. This document is Non-Confidential.

BFDOT (multiple vectors)

Multi-vector BFloat16 dot-product

This instruction computes the dot product of a pair of BF16 values held in the corresponding 32-bit elements of the two or four first and second source vectors. The single-precision dot product results are destructively added to the corresponding single-precision elements of the ZA single-vector groups. The single-vector group within each half of or each quarter of the ZA array is selected by the sum of the vector select register and offset, modulo half or quarter the number of ZA array vectors.

The vector group symbol, VGx2 or VGx4, indicates that the ZA operand consists of two or four ZA single-vector groups respectively. The vector group symbol is preferred for disassembly, but optional in assembler source code.

This instruction follows SME2 ZA-targeting BFloat16 numerical behaviors.

This instruction is unpredicated.

It has encodings from 2 classes: [Two ZA single-vectors](#) and [Four ZA single-vectors](#)

Two ZA single-vectors (FEAT_SME2)

31	30	29	28	27	26	25	24	23	22	21	20	19	18	17	16	15	14	13	12	11	10	9	8	7	6	5	4	3	2	1	0
1	1	0	0	0	0	0	1	1	0	1					Zm	0	0		Rv	1	0	0				Zn	0	1	0		off3
																opc															

Encoding

BFDOT ZA.S[<Wv>, <offs>{, VGx2}], { <Zn1>.H-<Zn2>.H }, { <Zm1>.H-<Zm2>.H }

Decode for this encoding

```
if !IsFeatureImplemented(FEAT_SME2) then EndOfDecode(Decode_UNDEF);
constant integer v = UInt('010':Rv);
constant integer n = UInt(Zn:'0');
constant integer m = UInt(Zm:'0');
constant integer offset = UInt(off3);
constant integer nreg = 2;
```

Four ZA single-vectors (FEAT_SME2)

31	30	29	28	27	26	25	24	23	22	21	20	19	18	17	16	15	14	13	12	11	10	9	8	7	6	5	4	3	2	1	0
1	1	0	0	0	0	0	1	1	0	1	Zm		0	1	0	Rv		1	0	0	Zn		0	0	1	0	off3				
opc																															

Encoding

BFDOT ZA.S[<Wv>, <offs>{, VGx4}], { <Zn1>.H-<Zn4>.H }, { <Zm1>.H-<Zm4>.H }

Decode for this encoding

```
if !IsFeatureImplemented(FEAT_SME2) then EndOfDecode(Decode_UNDEF);
constant integer v = UInt('010':Rv);
constant integer n = UInt(Zn:'00');
constant integer m = UInt(Zm:'00');
constant integer offset = UInt(off3);
constant integer nreg = 4;
```

Assembler Symbols

- <Wv> Is the 32-bit name of the vector select register W8-W11, encoded in the "Rv" field.
- <offs> Is the vector select offset, in the range 0 to 7, encoded in the "off3" field.

<Zn1>	For the "Two ZA single-vectors" variant: is the name of the first scalable vector register of the first source multi-vector group, encoded as "Zn" times 2. For the "Four ZA single-vectors" variant: is the name of the first scalable vector register of the first source multi-vector group, encoded as "Zn" times 4.
<Zn2>	Is the name of the second scalable vector register of the first source multi-vector group, encoded as "Zn" times 2 plus 1.
<Zm1>	For the "Two ZA single-vectors" variant: is the name of the first scalable vector register of the second source multi-vector group, encoded as "Zm" times 2. For the "Four ZA single-vectors" variant: is the name of the first scalable vector register of the second source multi-vector group, encoded as "Zm" times 4.
<Zm2>	Is the name of the second scalable vector register of the second source multi-vector group, encoded as "Zm" times 2 plus 1.
<Zn4>	Is the name of the fourth scalable vector register of the first source multi-vector group, encoded as "Zn" times 4 plus 3.
<Zm4>	Is the name of the fourth scalable vector register of the second source multi-vector group, encoded as "Zm" times 4 plus 3.

Operation

```

CheckStreamingSVEAndZAAEnabled();
constant integer VL = CurrentVL;
constant integer elements = VL DIV 32;
constant integer vectors = VL DIV 8;
constant integer vstride = vectors DIV nreg;
constant bits(32) vbase = X[v, 32];
integer vec = (UInt(vbase) + offset) MOD vstride;
bits(VL) result;

for r = 0 to nreg-1
    constant bits(VL) operand1 = Z[n+r, VL];
    constant bits(VL) operand2 = Z[m+r, VL];
    constant bits(VL) operand3 = ZAvector[vec, VL];
    for e = 0 to elements-1
        constant bits(16) elt1_a = Elem[operand1, 2 * e + 0, 16];
        constant bits(16) elt1_b = Elem[operand1, 2 * e + 1, 16];
        constant bits(16) elt2_a = Elem[operand2, 2 * e + 0, 16];
        constant bits(16) elt2_b = Elem[operand2, 2 * e + 1, 16];
        bits(32) sum = Elem[operand3, e, 32];
        sum = BFDotAdd(sum, elt1_a, elt1_b, elt2_a, elt2_b, FPCR);
        Elem[result, e, 32] = sum;
    ZAvector[vec, VL] = result;
    vec = vec + vstride;

```

Internal version only: aarchmrs v2025-03_rel, pseudocode v2025-03_rel ; Build timestamp: 2025-03-21T17:41

Copyright © 2010-2025 Arm Limited or its affiliates. All rights reserved. This document is Non-Confidential.

BFMAX (multiple and single vector)

Multi-vector BFloat16 maximum by vector

This instruction determines the maximum of BFloat16 elements of the second source vector and the corresponding BFloat16 elements of the two or four first source vectors and destructively places the results in the corresponding elements of the two or four first source vectors.

When FPCR.AH is 0, the behavior is as follows:

- Negative zero compares less than positive zero.
- When FPCR.DN is 0, if either element is a NaN, the result is a quiet NaN.
- When FPCR.DN is 1, if either element is a NaN, the result is Default NaN.

When FPCR.AH is 1, the behavior is as follows:

- If both elements are zeros, regardless of the sign of either zero, the result is the second element.
- If either element is a NaN, regardless of the value of FPCR.DN, the result is the second element.

This instruction follows SME2 non-widening BFloat16 numerical behaviors corresponding to instructions that place their results in two or four SVE Z vectors.

This instruction is unpredicated.

ID_AA64ZFR0_EL1.B16B16 indicates whether this instruction is implemented.

It has encodings from 2 classes: [Two registers](#) and [Four registers](#)

Two registers

(FEAT_SME2 && FEAT_SVE_B16B16)

31	30	29	28	27	26	25	24	23	22	21	20	19	18	17	16	15	14	13	12	11	10	9	8	7	6	5	4	3	2	1	0
1	1	0	0	0	0	0	1	0	0	1	0	Zm				1	0	1	0	0	0	0	1	0	0	0	Zdn				0
size												op												o2							

Encoding

BFMAX { <Zdn1>.H-<Zdn2>.H }, { <Zdn1>.H-<Zdn2>.H }, <Zm>.H

Decode for this encoding

```
if !IsFeatureImplemented(FEAT_SME2) || !IsFeatureImplemented(FEAT_SVE_B16B16) then
    EndOfDecode(Decode_UNDEF);
constant integer dn = UInt(Zdn:'0');
constant integer m = UInt('0':Zm);
constant integer nreg = 2;
```

Four registers

(FEAT_SME2 && FEAT_SVE_B16B16)

31	30	29	28	27	26	25	24	23	22	21	20	19	18	17	16	15	14	13	12	11	10	9	8	7	6	5	4	3	2	1	0	
1	1	0	0	0	0	0	1	0	0	1	0	Zm				1	0	1	0	1	0	0	1	0	0	0	Zdn				0	0
size												op												o2								

Encoding

BFMAX { <Zdn1>.H-<Zdn4>.H }, { <Zdn1>.H-<Zdn4>.H }, <Zm>.H

Decode for this encoding

```
if !IsFeatureImplemented(FEAT_SME2) || !IsFeatureImplemented(FEAT_SVE_B16B16) then
    EndOfDecode(Decode_UNDEF);
constant integer dn = UInt(Zdn:'00');
constant integer m = UInt('0':Zm);
constant integer nreg = 4;
```

Assembler Symbols

<Zdn1>	For the "Two registers" variant: is the name of the first scalable vector register of the destination and first source multi-vector group, encoded as "Zdn" times 2. For the "Four registers" variant: is the name of the first scalable vector register of the destination and first source multi-vector group, encoded as "Zdn" times 4.
<Zdn2>	Is the name of the second scalable vector register of the destination and first source multi-vector group, encoded as "Zdn" times 2 plus 1.
<Zm>	Is the name of the second source scalable vector register Z0-Z15, encoded in the "Zm" field.
<Zdn4>	Is the name of the fourth scalable vector register of the destination and first source multi-vector group, encoded as "Zdn" times 4 plus 3.

Operation

```
CheckStreamingSVEEnabled();
constant integer VL = CurrentVL;
constant integer elements = VL DIV 16;
array [0..3] of bits(VL) results;

for r = 0 to nreg-1
    constant bits(VL) operand1 = Z[dn+r, VL];
    constant bits(VL) operand2 = Z[m, VL];
    for e = 0 to elements-1
        constant bits(16) element1 = Elem[operand1, e, 16];
        constant bits(16) element2 = Elem[operand2, e, 16];
        Elem[results[r], e, 16] = BFMax(element1, element2, FPCR);

for r = 0 to nreg-1
    Z[dn+r, VL] = results[r];
```

Internal version only: aarchmrs v2025-03_rel, pseudocode v2025-03_rel ; Build timestamp: 2025-03-21T17:41

Copyright © 2010-2025 Arm Limited or its affiliates. All rights reserved. This document is Non-Confidential.

BFMAX (multiple vectors)

Multi-vector BFloat16 maximum

This instruction determines the maximum of BFloat16 elements of the two or four second source vectors and the corresponding BFloat16 elements of the two or four first source vectors and destructively places the results in the corresponding elements of the two or four first source vectors.

When FPCR.AH is 0, the behavior is as follows:

- Negative zero compares less than positive zero.
- When FPCR.DN is 0, if either element is a NaN, the result is a quiet NaN.
- When FPCR.DN is 1, if either element is a NaN, the result is Default NaN.

When FPCR.AH is 1, the behavior is as follows:

- If both elements are zeros, regardless of the sign of either zero, the result is the second element.
- If either element is a NaN, regardless of the value of FPCR.DN, the result is the second element.

This instruction follows SME2 non-widening BFloat16 numerical behaviors corresponding to instructions that place their results in two or four SVE Z vectors.

This instruction is unpredicated.

ID_AA64ZFR0_EL1.B16B16 indicates whether this instruction is implemented.

It has encodings from 2 classes: [Two registers](#) and [Four registers](#)

Two registers

(FEAT_SME2 && FEAT_SVE_B16B16)

31	30	29	28	27	26	25	24	23	22	21	20	19	18	17	16	15	14	13	12	11	10	9	8	7	6	5	4	3	2	1	0
1	1	0	0	0	0	0	1	0	0	1	Zm				0	1	0	1	1	0	0	0	1	0	0	0	Zdn			0	
size												opc												o2							

Encoding

BFMAX { <Zdn1>.H-<Zdn2>.H }, { <Zdn1>.H-<Zdn2>.H }, { <Zm1>.H-<Zm2>.H }

Decode for this encoding

```
if !IsFeatureImplemented(FEAT_SME2) || !IsFeatureImplemented(FEAT_SVE_B16B16) then
    EndOfDecode(Decode_UNDEF);
constant integer dn = UInt(Zdn:'0');
constant integer m = UInt(Zm:'0');
constant integer nreg = 2;
```

Four registers

(FEAT_SME2 && FEAT_SVE_B16B16)

31	30	29	28	27	26	25	24	23	22	21	20	19	18	17	16	15	14	13	12	11	10	9	8	7	6	5	4	3	2	1	0
1	1	0	0	0	0	0	1	0	0	1	Zm			0	0	1	0	1	1	1	0	0	1	0	0	0	Zdn			0	0
size												opc												o2							

Encoding

BFMAX { <Zdn1>.H-<Zdn4>.H }, { <Zdn1>.H-<Zdn4>.H }, { <Zm1>.H-<Zm4>.H }

Decode for this encoding

```
if !IsFeatureImplemented(FEAT_SME2) || !IsFeatureImplemented(FEAT_SVE_B16B16) then
    EndOfDecode(Decode_UNDEF);
constant integer dn = UInt(Zdn:'00');
constant integer m = UInt(Zm:'00');
constant integer nreg = 4;
```

Assembler Symbols

<Zdn1>	For the "Two registers" variant: is the name of the first scalable vector register of the destination and first source multi-vector group, encoded as "Zdn" times 2. For the "Four registers" variant: is the name of the first scalable vector register of the destination and first source multi-vector group, encoded as "Zdn" times 4.
<Zdn2>	Is the name of the second scalable vector register of the destination and first source multi-vector group, encoded as "Zdn" times 2 plus 1.
<Zm1>	For the "Two registers" variant: is the name of the first scalable vector register of the second source multi-vector group, encoded as "Zm" times 2. For the "Four registers" variant: is the name of the first scalable vector register of the second source multi-vector group, encoded as "Zm" times 4.
<Zm2>	Is the name of the second scalable vector register of the second source multi-vector group, encoded as "Zm" times 2 plus 1.
<Zdn4>	Is the name of the fourth scalable vector register of the destination and first source multi-vector group, encoded as "Zdn" times 4 plus 3.
<Zm4>	Is the name of the fourth scalable vector register of the second source multi-vector group, encoded as "Zm" times 4 plus 3.

Operation

```
CheckStreamingSVEEnabled();
constant integer VL = CurrentVL;
constant integer elements = VL DIV 16;
array [0..3] of bits(VL) results;

for r = 0 to nreg-1
    constant bits(VL) operand1 = Z[dn+r, VL];
    constant bits(VL) operand2 = Z[m+r, VL];
    for e = 0 to elements-1
        constant bits(16) element1 = Elem[operand1, e, 16];
        constant bits(16) element2 = Elem[operand2, e, 16];
        Elem[results[r], e, 16] = BFMax(element1, element2, FPCR);

for r = 0 to nreg-1
    Z[dn+r, VL] = results[r];
```

Internal version only: aarchmrs v2025-03_rel, pseudocode v2025-03_rel ; Build timestamp: 2025-03-21T17:41

Copyright © 2010-2025 Arm Limited or its affiliates. All rights reserved. This document is Non-Confidential.

BFMAXNM (multiple and single vector)

Multi-vector BFloat16 maximum number by vector

This instruction determines the maximum number value of BFloat16 elements of the second source vector and the corresponding BFloat16 elements of the two or four first source vectors and destructively places the results in the corresponding elements of the two or four first source vectors.

Regardless of the value of FPCR.AH, the behavior is as follows:

- Negative zero compares less than positive zero.
- If one element is numeric and the other is a quiet NaN, the result is the numeric value.
- When FPCR.DN is 0, if either element is a signaling NaN or if both elements are NaNs, the result is a quiet NaN.
- When FPCR.DN is 1, if either element is a signaling NaN or if both elements are NaNs, the result is Default NaN.

This instruction follows SME2 non-widening BFloat16 numerical behaviors corresponding to instructions that place their results in two or four SVE Z vectors.

This instruction is unpredicated.

ID_AA64ZFR0_EL1.B16B16 indicates whether this instruction is implemented.

It has encodings from 2 classes: [Two registers](#) and [Four registers](#)

Two registers

(FEAT_SME2 && FEAT_SVE_B16B16)

31	30	29	28	27	26	25	24	23	22	21	20	19	18	17	16	15	14	13	12	11	10	9	8	7	6	5	4	3	2	1	0	
1	1	0	0	0	0	0	1	0	0	1	0	Zm				1	0	1	0	0	0	0	0	1	0	0	1	Zdn				0
size																op								o2								

Encoding

BFMAXNM { <Zdn1>.H-<Zdn2>.H }, { <Zdn1>.H-<Zdn2>.H }, <Zm>.H

Decode for this encoding

```
if !IsFeatureImplemented(FEAT_SME2) || !IsFeatureImplemented(FEAT_SVE_B16B16) then
    EndOfDecode(Decode_UNDEF);
constant integer dn = UInt(Zdn:'0');
constant integer m = UInt('0':Zm);
constant integer nreg = 2;
```

Four registers

(FEAT_SME2 && FEAT_SVE_B16B16)

31	30	29	28	27	26	25	24	23	22	21	20	19	18	17	16	15	14	13	12	11	10	9	8	7	6	5	4	3	2	1	0		
1	1	0	0	0	0	0	1	0	0	1	0	Zm				1	0	1	0	1	0	0	1	0	0	1	0	0	1	Zdn		0	0
size																op								o2									

Encoding

BFMAXNM { <Zdn1>.H-<Zdn4>.H }, { <Zdn1>.H-<Zdn4>.H }, <Zm>.H

Decode for this encoding

```
if !IsFeatureImplemented(FEAT_SME2) || !IsFeatureImplemented(FEAT_SVE_B16B16) then
    EndOfDecode(Decode_UNDEF);
constant integer dn = UInt(Zdn:'00');
constant integer m = UInt('0':Zm);
constant integer nreg = 4;
```

Assembler Symbols

<Zdn1> For the "Two registers" variant: is the name of the first scalable vector register of the destination and first source multi-vector group, encoded as "Zdn" times 2.

For the "Four registers" variant: is the name of the first scalable vector register of the destination and first source multi-vector group, encoded as "Zdn" times 4.

<Zdn2> Is the name of the second scalable vector register of the destination and first source multi-vector group, encoded as "Zdn" times 2 plus 1.

<Zm> Is the name of the second source scalable vector register Z0-Z15, encoded in the "Zm" field.

<Zdn4> Is the name of the fourth scalable vector register of the destination and first source multi-vector group, encoded as "Zdn" times 4 plus 3.

Operation

```
CheckStreamingSVEEnabled();
constant integer VL = CurrentVL;
constant integer elements = VL DIV 16;
array [0..3] of bits(VL) results;

for r = 0 to nreg-1
    constant bits(VL) operand1 = Z[dn+r, VL];
    constant bits(VL) operand2 = Z[m, VL];
    for e = 0 to elements-1
        constant bits(16) element1 = Elem[operand1, e, 16];
        constant bits(16) element2 = Elem[operand2, e, 16];
        Elem[results[r], e, 16] = BFMaxNum(element1, element2, FPCR);

for r = 0 to nreg-1
    Z[dn+r, VL] = results[r];
```

Internal version only: aarchmrs v2025-03_rel, pseudocode v2025-03_rel ; Build timestamp: 2025-03-21T17:41

Copyright © 2010-2025 Arm Limited or its affiliates. All rights reserved. This document is Non-Confidential.

BFMAXNM (multiple vectors)

Multi-vector BFloat16 maximum number

This instruction determines the maximum number value of BFloat16 elements of the two or four second source vectors and the corresponding BFloat16 elements of the two or four first source vectors and destructively places the results in the corresponding elements of the two or four first source vectors.

Regardless of the value of FPCR.AH, the behavior is as follows:

- Negative zero compares less than positive zero.
- If one element is numeric and the other is a quiet NaN, the result is the numeric value.
- When FPCR.DN is 0, if either element is a signaling NaN or if both elements are NaNs, the result is a quiet NaN.
- When FPCR.DN is 1, if either element is a signaling NaN or if both elements are NaNs, the result is Default NaN.

This instruction follows SME2 non-widening BFloat16 numerical behaviors corresponding to instructions that place their results in two or four SVE Z vectors.

This instruction is unpredicated.

ID_AA64ZFR0_EL1.B16B16 indicates whether this instruction is implemented.

It has encodings from 2 classes: [Two registers](#) and [Four registers](#)

Two registers

(FEAT_SME2 && FEAT_SVE_B16B16)

31	30	29	28	27	26	25	24	23	22	21	20	19	18	17	16	15	14	13	12	11	10	9	8	7	6	5	4	3	2	1	0
1	1	0	0	0	0	0	1	0	0	1	Zm				0	1	0	1	1	0	0	0	1	0	0	1	Zdn				0
size												opc												o2							

Encoding

BFMAXNM { <Zdn1>.H-<Zdn2>.H }, { <Zdn1>.H-<Zdn2>.H }, { <Zm1>.H-<Zm2>.H }

Decode for this encoding

```
if !IsFeatureImplemented(FEAT_SME2) || !IsFeatureImplemented(FEAT_SVE_B16B16) then
    EndOfDecode(Decode_UNDEF);
constant integer dn = UInt(Zdn:'0');
constant integer m = UInt(Zm:'0');
constant integer nreg = 2;
```

Four registers

(FEAT_SME2 && FEAT_SVE_B16B16)

31	30	29	28	27	26	25	24	23	22	21	20	19	18	17	16	15	14	13	12	11	10	9	8	7	6	5	4	3	2	1	0
1	1	0	0	0	0	0	1	0	0	1	Zm			0	0	1	0	1	1	1	0	0	1	0	0	1	Zdn			0	0
size												opc												o2							

Encoding

BFMAXNM { <Zdn1>.H-<Zdn4>.H }, { <Zdn1>.H-<Zdn4>.H }, { <Zm1>.H-<Zm4>.H }

Decode for this encoding

```
if !IsFeatureImplemented(FEAT_SME2) || !IsFeatureImplemented(FEAT_SVE_B16B16) then
    EndOfDecode(Decode_UNDEF);
constant integer dn = UInt(Zdn:'00');
constant integer m = UInt(Zm:'00');
constant integer nreg = 4;
```

Assembler Symbols

<Zdn1>	For the "Two registers" variant: is the name of the first scalable vector register of the destination and first source multi-vector group, encoded as "Zdn" times 2. For the "Four registers" variant: is the name of the first scalable vector register of the destination and first source multi-vector group, encoded as "Zdn" times 4.
<Zdn2>	Is the name of the second scalable vector register of the destination and first source multi-vector group, encoded as "Zdn" times 2 plus 1.
<Zm1>	For the "Two registers" variant: is the name of the first scalable vector register of the second source multi-vector group, encoded as "Zm" times 2. For the "Four registers" variant: is the name of the first scalable vector register of the second source multi-vector group, encoded as "Zm" times 4.
<Zm2>	Is the name of the second scalable vector register of the second source multi-vector group, encoded as "Zm" times 2 plus 1.
<Zdn4>	Is the name of the fourth scalable vector register of the destination and first source multi-vector group, encoded as "Zdn" times 4 plus 3.
<Zm4>	Is the name of the fourth scalable vector register of the second source multi-vector group, encoded as "Zm" times 4 plus 3.

Operation

```
CheckStreamingSVEEnabled();
constant integer VL = CurrentVL;
constant integer elements = VL DIV 16;
array [0..3] of bits(VL) results;

for r = 0 to nreg-1
    constant bits(VL) operand1 = Z[dn+r, VL];
    constant bits(VL) operand2 = Z[m+r, VL];
    for e = 0 to elements-1
        constant bits(16) element1 = Elem[operand1, e, 16];
        constant bits(16) element2 = Elem[operand2, e, 16];
        Elem[results[r], e, 16] = BFMaxNum(element1, element2, FPCR);

for r = 0 to nreg-1
    Z[dn+r, VL] = results[r];
```

Internal version only: aarchmrs v2025-03_rel, pseudocode v2025-03_rel ; Build timestamp: 2025-03-21T17:41

Copyright © 2010-2025 Arm Limited or its affiliates. All rights reserved. This document is Non-Confidential.

BFMIN (multiple and single vector)

Multi-vector BFloat16 minimum by vector

This instruction determines the minimum of BFloat16 elements of the second source vector and the corresponding BFloat16 elements of the two or four first source vectors and destructively places the results in the corresponding elements of the two or four first source vectors.

When FPCR.AH is 0, the behavior is as follows:

- Negative zero compares less than positive zero.
- When FPCR.DN is 0, if either element is a NaN, the result is a quiet NaN.
- When FPCR.DN is 1, if either element is a NaN, the result is Default NaN.

When FPCR.AH is 1, the behavior is as follows:

- If both elements are zeros, regardless of the sign of either zero, the result is the second element.
- If either element is a NaN, regardless of the value of FPCR.DN, the result is the second element.

This instruction follows SME2 non-widening BFloat16 numerical behaviors corresponding to instructions that place their results in two or four SVE Z vectors.

This instruction is unpredicated.

ID_AA64ZFR0_EL1.B16B16 indicates whether this instruction is implemented.

It has encodings from 2 classes: [Two registers](#) and [Four registers](#)

Two registers

(FEAT_SME2 && FEAT_SVE_B16B16)

31	30	29	28	27	26	25	24	23	22	21	20	19	18	17	16	15	14	13	12	11	10	9	8	7	6	5	4	3	2	1	0	
1	1	0	0	0	0	0	1	0	0	1	0	Zm				1	0	1	0	0	0	0	0	1	0	0	0	Zdn				1
size																op										o2						

Encoding

BFMIN { <Zdn1>.H-<Zdn2>.H }, { <Zdn1>.H-<Zdn2>.H }, <Zm>.H

Decode for this encoding

```
if !IsFeatureImplemented(FEAT_SME2) || !IsFeatureImplemented(FEAT_SVE_B16B16) then
    EndOfDecode(Decode_UNDEF);
constant integer dn = UInt(Zdn:'0');
constant integer m = UInt('0':Zm);
constant integer nreg = 2;
```

Four registers

(FEAT_SME2 && FEAT_SVE_B16B16)

31	30	29	28	27	26	25	24	23	22	21	20	19	18	17	16	15	14	13	12	11	10	9	8	7	6	5	4	3	2	1	0	
1	1	0	0	0	0	0	1	0	0	1	0	Zm				1	0	1	0	1	0	0	0	1	0	0	0	Zdn			0	1
size																op										o2						

Encoding

BFMIN { <Zdn1>.H-<Zdn4>.H }, { <Zdn1>.H-<Zdn4>.H }, <Zm>.H

Decode for this encoding

```
if !IsFeatureImplemented(FEAT_SME2) || !IsFeatureImplemented(FEAT_SVE_B16B16) then
    EndOfDecode(Decode_UNDEF);
constant integer dn = UInt(Zdn:'00');
constant integer m = UInt('0':Zm);
constant integer nreg = 4;
```

Assembler Symbols

<Zdn1>	For the "Two registers" variant: is the name of the first scalable vector register of the destination and first source multi-vector group, encoded as "Zdn" times 2. For the "Four registers" variant: is the name of the first scalable vector register of the destination and first source multi-vector group, encoded as "Zdn" times 4.
<Zdn2>	Is the name of the second scalable vector register of the destination and first source multi-vector group, encoded as "Zdn" times 2 plus 1.
<Zm>	Is the name of the second source scalable vector register Z0-Z15, encoded in the "Zm" field.
<Zdn4>	Is the name of the fourth scalable vector register of the destination and first source multi-vector group, encoded as "Zdn" times 4 plus 3.

Operation

```
CheckStreamingSVEEnabled();
constant integer VL = CurrentVL;
constant integer elements = VL DIV 16;
array [0..3] of bits(VL) results;

for r = 0 to nreg-1
    constant bits(VL) operand1 = Z[dn+r, VL];
    constant bits(VL) operand2 = Z[m, VL];
    for e = 0 to elements-1
        constant bits(16) element1 = Elem[operand1, e, 16];
        constant bits(16) element2 = Elem[operand2, e, 16];
        Elem[results[r], e, 16] = BFMIn(element1, element2, FPCR);

for r = 0 to nreg-1
    Z[dn+r, VL] = results[r];
```

Internal version only: aarchmrs v2025-03_rel, pseudocode v2025-03_rel ; Build timestamp: 2025-03-21T17:41

Copyright © 2010-2025 Arm Limited or its affiliates. All rights reserved. This document is Non-Confidential.

BFMIN (multiple vectors)

Multi-vector BFloat16 minimum

This instruction determines the minimum of BFloat16 elements of the two or four second source vectors and the corresponding BFloat16 elements of the two or four first source vectors and destructively places the results in the corresponding elements of the two or four first source vectors.

When FPCR.AH is 0, the behavior is as follows:

- Negative zero compares less than positive zero.
- When FPCR.DN is 0, if either element is a NaN, the result is a quiet NaN.
- When FPCR.DN is 1, if either element is a NaN, the result is Default NaN.

When FPCR.AH is 1, the behavior is as follows:

- If both elements are zeros, regardless of the sign of either zero, the result is the second element.
- If either element is a NaN, regardless of the value of FPCR.DN, the result is the second element.

This instruction follows SME2 non-widening BFloat16 numerical behaviors corresponding to instructions that place their results in two or four SVE Z vectors.

This instruction is unpredicated.

ID_AA64ZFR0_EL1.B16B16 indicates whether this instruction is implemented.

It has encodings from 2 classes: [Two registers](#) and [Four registers](#)

Two registers

(FEAT_SME2 && FEAT_SVE_B16B16)

31	30	29	28	27	26	25	24	23	22	21	20	19	18	17	16	15	14	13	12	11	10	9	8	7	6	5	4	3	2	1	0
1	1	0	0	0	0	0	1	0	0	1	Zm				0	1	0	1	1	0	0	0	1	0	0	0	0	Zdn			1
size												opc												o2							

Encoding

BFMIN { <Zdn1>.H-<Zdn2>.H }, { <Zdn1>.H-<Zdn2>.H }, { <Zm1>.H-<Zm2>.H }

Decode for this encoding

```
if !IsFeatureImplemented(FEAT_SME2) || !IsFeatureImplemented(FEAT_SVE_B16B16) then
    EndOfDecode(Decode_UNDEF);
constant integer dn = UInt(Zdn:'0');
constant integer m = UInt(Zm:'0');
constant integer nreg = 2;
```

Four registers

(FEAT_SME2 && FEAT_SVE_B16B16)

31	30	29	28	27	26	25	24	23	22	21	20	19	18	17	16	15	14	13	12	11	10	9	8	7	6	5	4	3	2	1	0
1	1	0	0	0	0	0	1	0	0	1	Zm			0	0	1	0	1	1	1	0	0	1	0	0	0	Zdn			0	1
size												opc												o2							

Encoding

BFMIN { <Zdn1>.H-<Zdn4>.H }, { <Zdn1>.H-<Zdn4>.H }, { <Zm1>.H-<Zm4>.H }

Decode for this encoding

```
if !IsFeatureImplemented(FEAT_SME2) || !IsFeatureImplemented(FEAT_SVE_B16B16) then
    EndOfDecode(Decode_UNDEF);
constant integer dn = UInt(Zdn:'00');
constant integer m = UInt(Zm:'00');
constant integer nreg = 4;
```

Assembler Symbols

<Zdn1>	For the "Two registers" variant: is the name of the first scalable vector register of the destination and first source multi-vector group, encoded as "Zdn" times 2. For the "Four registers" variant: is the name of the first scalable vector register of the destination and first source multi-vector group, encoded as "Zdn" times 4.
<Zdn2>	Is the name of the second scalable vector register of the destination and first source multi-vector group, encoded as "Zdn" times 2 plus 1.
<Zm1>	For the "Two registers" variant: is the name of the first scalable vector register of the second source multi-vector group, encoded as "Zm" times 2. For the "Four registers" variant: is the name of the first scalable vector register of the second source multi-vector group, encoded as "Zm" times 4.
<Zm2>	Is the name of the second scalable vector register of the second source multi-vector group, encoded as "Zm" times 2 plus 1.
<Zdn4>	Is the name of the fourth scalable vector register of the destination and first source multi-vector group, encoded as "Zdn" times 4 plus 3.
<Zm4>	Is the name of the fourth scalable vector register of the second source multi-vector group, encoded as "Zm" times 4 plus 3.

Operation

```
CheckStreamingSVEEnabled();
constant integer VL = CurrentVL;
constant integer elements = VL DIV 16;
array [0..3] of bits(VL) results;

for r = 0 to nreg-1
    constant bits(VL) operand1 = Z[dn+r, VL];
    constant bits(VL) operand2 = Z[m+r, VL];
    for e = 0 to elements-1
        constant bits(16) element1 = Elem[operand1, e, 16];
        constant bits(16) element2 = Elem[operand2, e, 16];
        Elem[results[r], e, 16] = BFMin(element1, element2, FPCR);

for r = 0 to nreg-1
    Z[dn+r, VL] = results[r];
```

Internal version only: aarchmrs v2025-03_rel, pseudocode v2025-03_rel ; Build timestamp: 2025-03-21T17:41

Copyright © 2010-2025 Arm Limited or its affiliates. All rights reserved. This document is Non-Confidential.

BFMINNM (multiple and single vector)

Multi-vector BFloat16 minimum number by vector

This instruction determines the minimum number value of BFloat16 elements of the second source vector and the corresponding BFloat16 elements of the two or four first source vectors and destructively places the results in the corresponding elements of the two or four first source vectors.

Regardless of the value of FPCR.AH, the behavior is as follows:

- Negative zero compares less than positive zero.
- If one element is numeric and the other is a quiet NaN, the result is the numeric value.
- When FPCR.DN is 0, if either element is a signaling NaN or if both elements are NaNs, the result is a quiet NaN.
- When FPCR.DN is 1, if either element is a signaling NaN or if both elements are NaNs, the result is Default NaN.

This instruction follows SME2 non-widening BFloat16 numerical behaviors corresponding to instructions that place their results in two or four SVE Z vectors.

This instruction is unpredicated.

ID_AA64ZFR0_EL1.B16B16 indicates whether this instruction is implemented.

It has encodings from 2 classes: [Two registers](#) and [Four registers](#)

Two registers

(FEAT_SME2 && FEAT_SVE_B16B16)

31	30	29	28	27	26	25	24	23	22	21	20	19	18	17	16	15	14	13	12	11	10	9	8	7	6	5	4	3	2	1	0	
1	1	0	0	0	0	0	1	0	0	1	0	Zm				1	0	1	0	0	0	0	0	1	0	0	1	Zdn				1
size												op												o2								

Encoding

BFMINNM { <Zdn1>.H-<Zdn2>.H }, { <Zdn1>.H-<Zdn2>.H }, <Zm>.H

Decode for this encoding

```
if !IsFeatureImplemented(FEAT_SME2) || !IsFeatureImplemented(FEAT_SVE_B16B16) then
    EndOfDecode(Decode_UNDEF);
constant integer dn = UInt(Zdn:'0');
constant integer m = UInt('0':Zm);
constant integer nreg = 2;
```

Four registers

(FEAT_SME2 && FEAT_SVE_B16B16)

31	30	29	28	27	26	25	24	23	22	21	20	19	18	17	16	15	14	13	12	11	10	9	8	7	6	5	4	3	2	1	0	
1	1	0	0	0	0	0	1	0	0	1	0	Zm				1	0	1	0	1	0	0	1	0	0	1	0	0	1	Zdn	0	1
size												op												o2								

Encoding

BFMINNM { <Zdn1>.H-<Zdn4>.H }, { <Zdn1>.H-<Zdn4>.H }, <Zm>.H

Decode for this encoding

```
if !IsFeatureImplemented(FEAT_SME2) || !IsFeatureImplemented(FEAT_SVE_B16B16) then
    EndOfDecode(Decode_UNDEF);
constant integer dn = UInt(Zdn:'00');
constant integer m = UInt('0':Zm);
constant integer nreg = 4;
```

Assembler Symbols

<Zdn1> For the "Two registers" variant: is the name of the first scalable vector register of the destination and first source multi-vector group, encoded as "Zdn" times 2.

For the "Four registers" variant: is the name of the first scalable vector register of the destination and first source multi-vector group, encoded as "Zdn" times 4.

<Zdn2> Is the name of the second scalable vector register of the destination and first source multi-vector group, encoded as "Zdn" times 2 plus 1.

<Zm> Is the name of the second source scalable vector register Z0-Z15, encoded in the "Zm" field.

<Zdn4> Is the name of the fourth scalable vector register of the destination and first source multi-vector group, encoded as "Zdn" times 4 plus 3.

Operation

```
CheckStreamingSVEEnabled();
constant integer VL = CurrentVL;
constant integer elements = VL DIV 16;
array [0..3] of bits(VL) results;

for r = 0 to nreg-1
    constant bits(VL) operand1 = Z[dn+r, VL];
    constant bits(VL) operand2 = Z[m, VL];
    for e = 0 to elements-1
        constant bits(16) element1 = Elem[operand1, e, 16];
        constant bits(16) element2 = Elem[operand2, e, 16];
        Elem[results[r], e, 16] = BFMinNum(element1, element2, FPCR);

for r = 0 to nreg-1
    Z[dn+r, VL] = results[r];
```

Internal version only: aarchmrs v2025-03_rel, pseudocode v2025-03_rel ; Build timestamp: 2025-03-21T17:41

Copyright © 2010-2025 Arm Limited or its affiliates. All rights reserved. This document is Non-Confidential.

BFMINNM (multiple vectors)

Multi-vector BFloat16 minimum number

This instruction determines the minimum number value of BFloat16 elements of the two or four second source vectors and the corresponding BFloat16 elements of the two or four first source vectors and destructively places the results in the corresponding elements of the two or four first source vectors. Regardless of the value of FPCR.AH, the behavior is as follows:

- Negative zero compares less than positive zero.
- If one element is numeric and the other is a quiet NaN, the result is the numeric value.
- When FPCR.DN is 0, if either element is a signaling NaN or if both elements are NaNs, the result is a quiet NaN.
- When FPCR.DN is 1, if either element is a signaling NaN or if both elements are NaNs, the result is Default NaN.

This instruction follows SME2 non-widening BFloat16 numerical behaviors corresponding to instructions that place their results in two or four SVE Z vectors.

This instruction is unpredicated.

ID_AA64ZFR0_EL1.B16B16 indicates whether this instruction is implemented.

It has encodings from 2 classes: [Two registers](#) and [Four registers](#)

Two registers

(FEAT_SME2 && FEAT_SVE_B16B16)

31	30	29	28	27	26	25	24	23	22	21	20	19	18	17	16	15	14	13	12	11	10	9	8	7	6	5	4	3	2	1	0
1	1	0	0	0	0	0	1	0	0	1	Zm				0	1	0	1	1	0	0	0	1	0	0	1	Zdn			1	
size												opc												o2							

Encoding

BFMINNM { <Zdn1>.H-<Zdn2>.H }, { <Zdn1>.H-<Zdn2>.H }, { <Zm1>.H-<Zm2>.H }

Decode for this encoding

```
if !IsFeatureImplemented(FEAT_SME2) || !IsFeatureImplemented(FEAT_SVE_B16B16) then
    EndOfDecode(Decode_UNDEF);
constant integer dn = UInt(Zdn:'0');
constant integer m = UInt(Zm:'0');
constant integer nreg = 2;
```

Four registers

(FEAT_SME2 && FEAT_SVE_B16B16)

31	30	29	28	27	26	25	24	23	22	21	20	19	18	17	16	15	14	13	12	11	10	9	8	7	6	5	4	3	2	1	0
1	1	0	0	0	0	0	1	0	0	1	Zm			0	0	1	0	1	1	1	0	0	1	0	0	1	Zdn			0	1
size												opc												o2							

Encoding

BFMINNM { <Zdn1>.H-<Zdn4>.H }, { <Zdn1>.H-<Zdn4>.H }, { <Zm1>.H-<Zm4>.H }

Decode for this encoding

```
if !IsFeatureImplemented(FEAT_SME2) || !IsFeatureImplemented(FEAT_SVE_B16B16) then
    EndOfDecode(Decode_UNDEF);
constant integer dn = UInt(Zdn:'00');
constant integer m = UInt(Zm:'00');
constant integer nreg = 4;
```

Assembler Symbols

<Zdn1> For the "Two registers" variant: is the name of the first scalable vector register of the destination and first source multi-vector group, encoded as "Zdn" times 2.

For the "Four registers" variant: is the name of the first scalable vector register of the destination and first source multi-vector group, encoded as "Zdn" times 4.

<Zdn2> Is the name of the second scalable vector register of the destination and first source multi-vector group, encoded as "Zdn" times 2 plus 1.

<Zm1> For the "Two registers" variant: is the name of the first scalable vector register of the second source multi-vector group, encoded as "Zm" times 2.

For the "Four registers" variant: is the name of the first scalable vector register of the second source multi-vector group, encoded as "Zm" times 4.

<Zm2> Is the name of the second scalable vector register of the second source multi-vector group, encoded as "Zm" times 2 plus 1.

<Zdn4> Is the name of the fourth scalable vector register of the destination and first source multi-vector group, encoded as "Zdn" times 4 plus 3.

<Zm4> Is the name of the fourth scalable vector register of the second source multi-vector group, encoded as "Zm" times 4 plus 3.

Operation

```
CheckStreamingSVEEnabled();
constant integer VL = CurrentVL;
constant integer elements = VL DIV 16;
array [0..3] of bits(VL) results;

for r = 0 to nreg-1
    constant bits(VL) operand1 = Z[dn+r, VL];
    constant bits(VL) operand2 = Z[m+r, VL];
    for e = 0 to elements-1
        constant bits(16) element1 = Elem[operand1, e, 16];
        constant bits(16) element2 = Elem[operand2, e, 16];
        Elem[results[r], e, 16] = BFMInNum(element1, element2, FPCR);

for r = 0 to nreg-1
    Z[dn+r, VL] = results[r];
```

Internal version only: aarchmrs v2025-03_rel, pseudocode v2025-03_rel ; Build timestamp: 2025-03-21T17:41

Copyright © 2010-2025 Arm Limited or its affiliates. All rights reserved. This document is Non-Confidential.

BFMLA (multiple and indexed vector)

Multi-vector BFloat16 fused multiply-add by indexed element

This instruction multiplies the indexed element of the second source vector by the corresponding BFloat16 elements of the two or four first source vectors and destructively adds these values without intermediate rounding to the corresponding elements of the ZA single-vector groups. The elements within the second source vector are specified using an immediate element index which selects the same element position within each 128-bit vector segment. The index range is from 0 to 7.

The single-vector group within each half of or each quarter of the ZA array is selected by the sum of the vector select register and offset, modulo half or quarter the number of ZA array vectors.

The vector group symbol, VGx2 or VGx4, indicates that the ZA operand consists of two or four ZA single-vector groups respectively. The vector group symbol is preferred for disassembly, but optional in assembler source code.

This instruction follows SME2 ZA-targeting non-widening BFloat16 numerical behaviors.

This instruction is unpredicated.

ID_AA64SMFR0_EL1.B16B16 indicates whether this instruction is implemented.

It has encodings from 2 classes: [Two ZA single-vectors](#) and [Four ZA single-vectors](#)

Two ZA single-vectors (FEAT_SME_B16B16)

31	30	29	28	27	26	25	24	23	22	21	20	19	18	17	16	15	14	13	12	11	10	9	8	7	6	5	4	3	2	1	0
1	1	0	0	0	0	0	1	0	0	0	1	Zm				0	Rv		1	i3h		Zn				1	0	i3l	off3		
op S																															

Encoding

BFMLA ZA.H[<Wv>, <offs>{, VGx2}], { <Zn1>.H-<Zn2>.H }, <Zm>.H[<index>]

Decode for this encoding

```
if !IsFeatureImplemented(FEAT_SME_B16B16) then EndOfDecode(Decode_UNDEF);
constant integer v = UInt('010':Rv);
constant integer esize = 16;
constant integer n = UInt(Zn:'0');
constant integer m = UInt('0':Zm);
constant integer offset = UInt(off3);
constant integer index = UInt(i3h:i3l);
constant integer nreg = 2;
```

Four ZA single-vectors (FEAT_SME_B16B16)

31	30	29	28	27	26	25	24	23	22	21	20	19	18	17	16	15	14	13	12	11	10	9	8	7	6	5	4	3	2	1	0	
1	1	0	0	0	0	0	1	0	0	0	1	Zm				1	Rv		1	i3h		Zn				0	1	0	i3l	off3		
op S																																

Encoding

BFMLA ZA.H[<Wv>, <offs>{, VGx4}], { <Zn1>.H-<Zn4>.H }, <Zm>.H[<index>]

Decode for this encoding

```
if !IsFeatureImplemented(FEAT_SME_B16B16) then EndOfDecode(Decode_UNDEF);
constant integer v = UInt('010':Rv);
constant integer esize = 16;
constant integer n = UInt(Zn:'00');
constant integer m = UInt('0':Zm);
constant integer offset = UInt(off3);
constant integer index = UInt(i3h:i3l);
constant integer nreg = 4;
```

Assembler Symbols

<Wv>	Is the 32-bit name of the vector select register W8-W11, encoded in the "Rv" field.
<offs>	Is the vector select offset, in the range 0 to 7, encoded in the "off3" field.
<Zn1>	For the "Two ZA single-vectors" variant: is the name of the first scalable vector register of the first source multi-vector group, encoded as "Zn" times 2. For the "Four ZA single-vectors" variant: is the name of the first scalable vector register of the first source multi-vector group, encoded as "Zn" times 4.
<Zn2>	Is the name of the second scalable vector register of the first source multi-vector group, encoded as "Zn" times 2 plus 1.
<Zm>	Is the name of the second source scalable vector register Z0-Z15, encoded in the "Zm" field.
<index>	Is the element index, in the range 0 to 7, encoded in the "i3h:i3l" fields.
<Zn4>	Is the name of the fourth scalable vector register of the first source multi-vector group, encoded as "Zn" times 4 plus 3.

Operation

```
CheckStreamingSVEAndZAAEnabled();
constant integer VL = CurrentVL;
constant integer elements = VL DIV 16;
constant integer vectors = VL DIV 8;
constant integer vstride = vectors DIV nreg;
constant integer eltspersegment = 128 DIV 16;
constant bits(32) vbase = X[v, 32];
integer vec = (UInt(vbase) + offset) MOD vstride;
bits(VL) result;

for r = 0 to nreg-1
    constant bits(VL) op1 = Z[n+r, VL];
    constant bits(VL) op2 = Z[m, VL];
    constant bits(VL) op3 = ZAvector[vec, VL];
    for e = 0 to elements-1
        constant bits(16) elem1 = Elem[op1, e, 16];
        constant integer segmentbase = e - (e MOD eltspersegment);
        constant integer s = segmentbase + index;
        constant bits(16) elem2 = Elem[op2, s, 16];
        constant bits(16) elem3 = Elem[op3, e, 16];
        Elem[result, e, 16] = BFMAAdd_ZA(elem3, elem1, elem2, FPCR);
    ZAvector[vec, VL] = result;
    vec = vec + vstride;
```

Internal version only: aarchmrs v2025-03_rel, pseudocode v2025-03_rel ; Build timestamp: 2025-03-21T17:41

Copyright © 2010-2025 Arm Limited or its affiliates. All rights reserved. This document is Non-Confidential.

BFMLA (multiple and single vector)

Multi-vector BFloat16 fused multiply-add by vector

This instruction multiplies the corresponding BFloat16 elements of the two or four first source vector with corresponding elements of the second source vector and destructively adds these values without intermediate rounding to the corresponding elements of the ZA single-vector groups. The single-vector group within each half of or each quarter of the ZA array is selected by the sum of the vector select register and offset, modulo half or quarter the number of ZA array vectors.

The vector group symbol, VGx2 or VGx4, indicates that the ZA operand consists of two or four ZA single-vector groups respectively. The vector group symbol is preferred for disassembly, but optional in assembler source code.

This instruction follows SME2 ZA-targeting non-widening BFloat16 numerical behaviors.

This instruction is unpredicated.

ID_AA64SMFR0_EL1.B16B16 indicates whether this instruction is implemented.

It has encodings from 2 classes: [Two ZA single-vectors](#) and [Four ZA single-vectors](#)

Two ZA single-vectors (FEAT_SME_B16B16)

31	30	29	28	27	26	25	24	23	22	21	20	19	18	17	16	15	14	13	12	11	10	9	8	7	6	5	4	3	2	1	0
1	1	0	0	0	0	0	1	0	1	1	0	Zm			0	Rv	1	1	1	Zn			0	0	off3						
SZ																S															

Encoding

BFMLA ZA.H[<Wv>, <offs>{, VGx2}], { <Zn1>.H-<Zn2>.H }, <Zm>.H

Decode for this encoding

```
if !IsFeatureImplemented(FEAT_SME_B16B16) then EndOfDecode(Decode_UNDEF);
constant integer v = UInt('010':Rv);
constant integer n = UInt(Zn);
constant integer m = UInt('0':Zm);
constant integer offset = UInt(off3);
constant integer nreg = 2;
```

Four ZA single-vectors (FEAT_SME_B16B16)

31	30	29	28	27	26	25	24	23	22	21	20	19	18	17	16	15	14	13	12	11	10	9	8	7	6	5	4	3	2	1	0
1	1	0	0	0	0	0	1	0	1	1	1	Zm			0	Rv	1	1	1	Zn			0	0	off3						
SZ																S															

Encoding

BFMLA ZA.H[<Wv>, <offs>{, VGx4}], { <Zn1>.H-<Zn4>.H }, <Zm>.H

Decode for this encoding

```
if !IsFeatureImplemented(FEAT_SME_B16B16) then EndOfDecode(Decode_UNDEF);
constant integer v = UInt('010':Rv);
constant integer n = UInt(Zn);
constant integer m = UInt('0':Zm);
constant integer offset = UInt(off3);
constant integer nreg = 4;
```

Assembler Symbols

- <Wv>
- Is the 32-bit name of the vector select register W8-W11, encoded in the "Rv" field.
- <offs>
- Is the vector select offset, in the range 0 to 7, encoded in the "off3" field.

- <Zn1> Is the name of the first scalable vector register of the first source multi-vector group, encoded as "Zn".
- <Zn2> Is the name of the second scalable vector register of the first source multi-vector group, encoded as "Zn" plus 1 modulo 32.
- <Zm> Is the name of the second source scalable vector register Z0-Z15, encoded in the "Zm" field.
- <Zn4> Is the name of the fourth scalable vector register of the first source multi-vector group, encoded as "Zn" plus 3 modulo 32.

Operation

```

CheckStreamingSVEAndZAAEnabled();
constant integer VL = CurrentVL;
constant integer elements = VL DIV 16;
constant integer vectors = VL DIV 8;
constant integer vstride = vectors DIV nreg;
constant bits(32) vbase = X[v, 32];
integer vec = (UInt(vbase) + offset) MOD vstride;
bits(VL) result;

for r = 0 to nreg-1
    constant bits(VL) op1 = Z[(n+r) MOD 32, VL];
    constant bits(VL) op2 = Z[m, VL];
    constant bits(VL) op3 = ZAvector[vec, VL];
    for e = 0 to elements-1
        constant bits(16) elem1 = Elem[op1, e, 16];
        constant bits(16) elem2 = Elem[op2, e, 16];
        constant bits(16) elem3 = Elem[op3, e, 16];
        Elem[result, e, 16] = BFMAAdd_ZA(elem3, elem1, elem2, FPCR);
    ZAvector[vec, VL] = result;
    vec = vec + vstride;

```

Internal version only: aarchmrs v2025-03_rel, pseudocode v2025-03_rel ; Build timestamp: 2025-03-21T17:41

Copyright © 2010-2025 Arm Limited or its affiliates. All rights reserved. This document is Non-Confidential.

BFMLA (multiple vectors)

Multi-vector BFloat16 fused multiply-add

This instruction multiplies the corresponding BFloat16 elements of the two or four first and second source vectors and destructively adds these values without intermediate rounding to the corresponding elements of the ZA single-vector groups.

The single-vector group within each half of or each quarter of the ZA array is selected by the sum of the vector select register and offset, modulo half or quarter the number of ZA array vectors.

The vector group symbol, VGx2 or VGx4, indicates that the ZA operand consists of two or four ZA single-vector groups respectively. The vector group symbol is preferred for disassembly, but optional in assembler source code.

This instruction follows SME2 ZA-targeting non-widening BFloat16 numerical behaviors.

This instruction is unpredicated.

ID_AA64SMFR0_EL1.B16B16 indicates whether this instruction is implemented.

It has encodings from 2 classes: [Two ZA single-vectors](#) and [Four ZA single-vectors](#)

Two ZA single-vectors (FEAT_SME_B16B16)

31	30	29	28	27	26	25	24	23	22	21	20	19	18	17	16	15	14	13	12	11	10	9	8	7	6	5	4	3	2	1	0
1	1	0	0	0	0	0	1	1	1	1	Zm				0	0	Rv	1	0	0	Zn				0	0	1	off3			
SZ												S																			

Encoding

BFMLA ZA.H[<Wv>, <offs>{, VGx2}], { <Zn1>.H-<Zn2>.H }, { <Zm1>.H-<Zm2>.H }

Decode for this encoding

```
if !IsFeatureImplemented(FEAT_SME_B16B16) then EndOfDecode(Decode_UNDEF);
constant integer v = UInt('010':Rv);
constant integer n = UInt(Zn:'0');
constant integer m = UInt(Zm:'0');
constant integer offset = UInt(off3);
constant integer nreg = 2;
```

Four ZA single-vectors (FEAT_SME_B16B16)

31	30	29	28	27	26	25	24	23	22	21	20	19	18	17	16	15	14	13	12	11	10	9	8	7	6	5	4	3	2	1	0
1	1	0	0	0	0	0	1	1	1	1	Zm				0	1	0	Rv	1	0	0	Zn				0	0	0	1	off3	
SZ												S																			

Encoding

BFMLA ZA.H[<Wv>, <offs>{, VGx4}], { <Zn1>.H-<Zn4>.H }, { <Zm1>.H-<Zm4>.H }

Decode for this encoding

```
if !IsFeatureImplemented(FEAT_SME_B16B16) then EndOfDecode(Decode_UNDEF);
constant integer v = UInt('010':Rv);
constant integer n = UInt(Zn:'00');
constant integer m = UInt(Zm:'00');
constant integer offset = UInt(off3);
constant integer nreg = 4;
```

Assembler Symbols

- <Wv> Is the 32-bit name of the vector select register W8-W11, encoded in the "Rv" field.
- <offs> Is the vector select offset, in the range 0 to 7, encoded in the "off3" field.

<Zn1>	For the "Two ZA single-vectors" variant: is the name of the first scalable vector register of the first source multi-vector group, encoded as "Zn" times 2. For the "Four ZA single-vectors" variant: is the name of the first scalable vector register of the first source multi-vector group, encoded as "Zn" times 4.
<Zn2>	Is the name of the second scalable vector register of the first source multi-vector group, encoded as "Zn" times 2 plus 1.
<Zm1>	For the "Two ZA single-vectors" variant: is the name of the first scalable vector register of the second source multi-vector group, encoded as "Zm" times 2. For the "Four ZA single-vectors" variant: is the name of the first scalable vector register of the second source multi-vector group, encoded as "Zm" times 4.
<Zm2>	Is the name of the second scalable vector register of the second source multi-vector group, encoded as "Zm" times 2 plus 1.
<Zn4>	Is the name of the fourth scalable vector register of the first source multi-vector group, encoded as "Zn" times 4 plus 3.
<Zm4>	Is the name of the fourth scalable vector register of the second source multi-vector group, encoded as "Zm" times 4 plus 3.

Operation

```

CheckStreamingSVEAndZAAEnabled();
constant integer VL = CurrentVL;
constant integer elements = VL DIV 16;
constant integer vectors = VL DIV 8;
constant integer vstride = vectors DIV nreg;
constant bits(32) vbase = X[v, 32];
integer vec = (UInt(vbase) + offset) MOD vstride;
bits(VL) result;

for r = 0 to nreg-1
    constant bits(VL) op1 = Z[n+r, VL];
    constant bits(VL) op2 = Z[m+r, VL];
    constant bits(VL) op3 = ZAvector[vec, VL];
    for e = 0 to elements-1
        constant bits(16) elem1 = Elem[op1, e, 16];
        constant bits(16) elem2 = Elem[op2, e, 16];
        constant bits(16) elem3 = Elem[op3, e, 16];
        Elem[result, e, 16] = BFMulAdd_ZA(elem3, elem1, elem2, FPCR);
    ZAvector[vec, VL] = result;
    vec = vec + vstride;

```

Internal version only: aarchmrs v2025-03_rel, pseudocode v2025-03_rel ; Build timestamp: 2025-03-21T17:41

Copyright © 2010-2025 Arm Limited or its affiliates. All rights reserved. This document is Non-Confidential.

BFMLAL (multiple and indexed vector)

Multi-vector BFloat16 multiply-add long by indexed element

This instruction widens all 16-bit BFloat16 elements in the one, two, or four first source vectors and the indexed element of the second source vector to single-precision format, then multiplies the corresponding elements and destructively adds these values without intermediate rounding to the overlapping 32-bit single-precision elements of the ZA double-vector groups.

The BF16 elements within the second source vector are specified using a 3-bit immediate index which selects the same element position within each 128-bit vector segment.

The double-vector group within all of, each half of, or each quarter of the ZA array is selected by the sum of the vector select register and offset range, modulo all, half, or quarter the number of ZA array vectors.

The vector group symbol, VGx2 or VGx4, indicates that the ZA operand consists of two or four ZA double-vector groups respectively. The vector group symbol is preferred for disassembly, but optional in assembler source code.

This instruction follows SME ZA-targeting floating-point behaviors.

This instruction is unpredicated.

It has encodings from 3 classes: [One ZA double-vector](#), [Two ZA double-vectors](#) and [Four ZA double-vectors](#)

One ZA double-vector

(FEAT_SME2)

31	30	29	28	27	26	25	24	23	22	21	20	19	18	17	16	15	14	13	12	11	10	9	8	7	6	5	4	3	2	1	0
1	1	0	0	0	0	0	1	1	0	0	0	Zm			i3h	Rv	1	i3l	Zn			1			0	off3					
																												op		S	

Encoding

```
BFMLAL ZA.S[<Wv>, <offs1>:<offs2>], <Zn>.H, <Zm>.H[<index>]
```

Decode for this encoding

```
if !IsFeatureImplemented(FEAT_SME2) then EndOfDecode(Decode_UNDEF);
constant integer v = UInt('010':Rv);
constant integer n = UInt(Zn);
constant integer m = UInt('0':Zm);
constant integer offset = UInt(off3:'0');
constant integer index = UInt(i3h:i3l);
constant integer nreg = 1;
```

Two ZA double-vectors

(FEAT_SME2)

31	30	29	28	27	26	25	24	23	22	21	20	19	18	17	16	15	14	13	12	11	10	9	8	7	6	5	4	3	2	1	0
1	1	0	0	0	0	0	1	1	0	0	1	Zm			0	Rv	1	i3h	Zn			0	1	0	i3l	off2			op		S

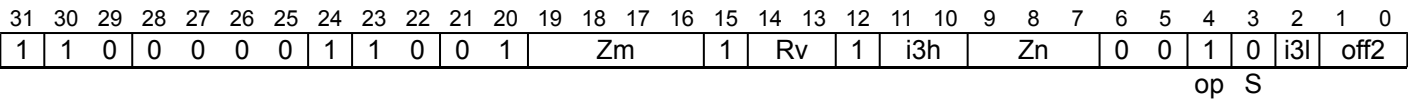
Encoding

```
BFMLAL ZA.S[<Wv>, <offs1>:<offs2>{, VGx2}], { <Zn1>.H-<Zn2>.H }, <Zm>.H[<index>]
```

Decode for this encoding

```
if !IsFeatureImplemented(FEAT_SME2) then EndOfDecode(Decode_UNDEF);
constant integer v = UInt('010':Rv);
constant integer n = UInt(Zn:'0');
constant integer m = UInt('0':Zm);
constant integer offset = UInt(off2:'0');
constant integer index = UInt(i3h:i3l);
constant integer nreg = 2;
```

Four ZA double-vectors
(FEAT_SME2)



Encoding

```
BFMLAL ZA.S[<Wv>, <offs1>:<offs2>{, VGx4}], { <Zn1>.H-<Zn4>.H }, <Zm>.H[<index>]
```

Decode for this encoding

```
if !IsFeatureImplemented(FEAT_SME2) then EndOfDecode(Decode_UNDEF);
constant integer v = UInt('010':Rv);
constant integer n = UInt(Zn:'00');
constant integer m = UInt('0':Zm);
constant integer offset = UInt(off2:'0');
constant integer index = UInt(i3h:i3l);
constant integer nreg = 4;
```

Assembler Symbols

- <Wv> Is the 32-bit name of the vector select register W8-W11, encoded in the "Rv" field.
- <offs1> For the "One ZA double-vector" variant: is the first vector select offset, encoded as "off3" field times 2.
For the "Four ZA double-vectors" and "Two ZA double-vectors" variants: is the first vector select offset, encoded as "off2" field times 2.
- <offs2> For the "One ZA double-vector" variant: is the second vector select offset, encoded as "off3" field times 2 plus 1.
For the "Four ZA double-vectors" and "Two ZA double-vectors" variants: is the second vector select offset, encoded as "off2" field times 2 plus 1.
- <Zn> Is the name of the first source scalable vector register, encoded in the "Zn" field.
- <Zm> Is the name of the second source scalable vector register Z0-Z15, encoded in the "Zm" field.
- <index> Is the element index, in the range 0 to 7, encoded in the "i3h:i3l" fields.
- <Zn1> For the "Two ZA double-vectors" variant: is the name of the first scalable vector register of the first source multi-vector group, encoded as "Zn" times 2.
For the "Four ZA double-vectors" variant: is the name of the first scalable vector register of the first source multi-vector group, encoded as "Zn" times 4.
- <Zn2> Is the name of the second scalable vector register of the first source multi-vector group, encoded as "Zn" times 2 plus 1.
- <Zn4> Is the name of the fourth scalable vector register of the first source multi-vector group, encoded as "Zn" times 4 plus 3.

Operation

```
CheckStreamingSVEAndZAAEnabled();
constant integer VL = CurrentVL;
constant integer elements = VL DIV 32;
constant integer vectors = VL DIV 8;
constant integer vstride = vectors DIV nreg;
constant integer eltspersegment = 128 DIV 32;
constant bits(32) vbase = X[v, 32];
integer vec = (UInt(vbase) + offset) MOD vstride;
bits(VL) result;
vec = vec - (vec MOD 2);

for r = 0 to nreg-1
    constant bits(VL) op1 = Z[n+r, VL];
    constant bits(VL) op2 = Z[m, VL];
    for i = 0 to 1
        constant bits(VL) op3 = ZAvector[vec + i, VL];
        for e = 0 to elements-1
            constant integer segmentbase = e - (e MOD eltspersegment);
            constant integer s = 2 * segmentbase + index;
            constant bits(16) elem1 = Elem[op1, 2 * e + i, 16];
            constant bits(16) elem2 = Elem[op2, s, 16];
            constant bits(32) elem3 = Elem[op3, e, 32];
            Elem[result, e, 32] = BFMLAddH_ZA(elem3, elem1, elem2, FPCR);
            ZAvector[vec + i, VL] = result;
        vec = vec + vstride;
```

Internal version only: aarchmrs v2025-03_rel, pseudocode v2025-03_rel ; Build timestamp: 2025-03-21T17:41

Copyright © 2010-2025 Arm Limited or its affiliates. All rights reserved. This document is Non-Confidential.

BFMLAL (multiple and single vector)

Multi-vector BFloat16 multiply-add long by vector

This instruction widens all 16-bit BFloat16 elements in the one, two, or four first source vectors and the second source vector to single-precision format, then multiplies the corresponding elements and destructively adds these values without intermediate rounding to the overlapping 32-bit single-precision elements of the ZA double-vector groups.

The double-vector group within all of, each half of, or each quarter of the ZA array is selected by the sum of the vector select register and offset range, modulo all, half, or quarter the number of ZA array vectors.

The vector group symbol, VGx2 or VGx4, indicates that the ZA operand consists of two or four ZA double-vector groups respectively. The vector group symbol is preferred for disassembly, but optional in assembler source code.

This instruction follows SME ZA-targeting floating-point behaviors.

This instruction is unpredicated.

It has encodings from 3 classes: [One ZA double-vector](#) , [Two ZA double-vectors](#) and [Four ZA double-vectors](#)

One ZA double-vector (FEAT_SME2)

31	30	29	28	27	26	25	24	23	22	21	20	19	18	17	16	15	14	13	12	11	10	9	8	7	6	5	4	3	2	1	0
1	1	0	0	0	0	0	1	0	0	1	0	Zm			0	Rv	0	1	1	Zn			1	0	off3			op		S	

Encoding

BFMLAL ZA.S[<Wv>, <offsl>:<offs2>], <Zn>.H, <Zm>.H

Decode for this encoding

```
if !IsFeatureImplemented(FEAT_SME2) then EndOfDecode(Decode_UNDEF);
constant integer v = UInt('010':Rv);
constant integer n = UInt(Zn);
constant integer m = UInt('0':Zm);
constant integer offset = UInt(off3:'0');
constant integer nreg = 1;
```

Two ZA double-vectors (FEAT_SME2)

31	30	29	28	27	26	25	24	23	22	21	20	19	18	17	16	15	14	13	12	11	10	9	8	7	6	5	4	3	2	1	0	
1	1	0	0	0	0	0	1	0	0	1	0	Zm			0	Rv	0	1	0	Zn			1	0	0	off2			op		S	o2

Encoding

BFMLAL ZA.S[<Wv>, <offsl>:<offs2>{, VGx2}], { <Zn1>.H-<Zn2>.H }, <Zm>.H

Decode for this encoding

```
if !IsFeatureImplemented(FEAT_SME2) then EndOfDecode(Decode_UNDEF);
constant integer v = UInt('010':Rv);
constant integer n = UInt(Zn);
constant integer m = UInt('0':Zm);
constant integer offset = UInt(off2:'0');
constant integer nreg = 2;
```

Four ZA double-vectors (FEAT_SME2)

31	30	29	28	27	26	25	24	23	22	21	20	19	18	17	16	15	14	13	12	11	10	9	8	7	6	5	4	3	2	1	0
1	1	0	0	0	0	0	1	0	0	1	1	Zm				0	Rv	0	1	0	Zn				1	0	0	off2			
op S o2																															

Encoding

```
BFMLAL ZA.S[<Wv>, <offs1>:<offs2>{, VGx4}], { <Zn1>.H-<Zn4>.H }, <Zm>.H
```

Decode for this encoding

```
if !IsFeatureImplemented(FEAT_SME2) then EndOfDecode(Decode_UNDEF);
constant integer v = UInt('010':Rv);
constant integer n = UInt(Zn);
constant integer m = UInt('0':Zm);
constant integer offset = UInt(off2:'0');
constant integer nreg = 4;
```

Assembler Symbols

<Wv>	Is the 32-bit name of the vector select register W8-W11, encoded in the "Rv" field.
<offs1>	For the "One ZA double-vector" variant: is the first vector select offset, encoded as "off3" field times 2. For the "Four ZA double-vectors" and "Two ZA double-vectors" variants: is the first vector select offset, encoded as "off2" field times 2.
<offs2>	For the "One ZA double-vector" variant: is the second vector select offset, encoded as "off3" field times 2 plus 1. For the "Four ZA double-vectors" and "Two ZA double-vectors" variants: is the second vector select offset, encoded as "off2" field times 2 plus 1.
<Zn>	Is the name of the first source scalable vector register, encoded in the "Zn" field.
<Zm>	Is the name of the second source scalable vector register Z0-Z15, encoded in the "Zm" field.
<Zn1>	Is the name of the first scalable vector register of the first source multi-vector group, encoded as "Zn".
<Zn2>	Is the name of the second scalable vector register of the first source multi-vector group, encoded as "Zn" plus 1 modulo 32.
<Zn4>	Is the name of the fourth scalable vector register of the first source multi-vector group, encoded as "Zn" plus 3 modulo 32.

Operation

```
CheckStreamingSVEAndZAAEnabled();
constant integer VL = CurrentVL;
constant integer elements = VL DIV 32;
constant integer vectors = VL DIV 8;
constant integer vstride = vectors DIV nreg;
constant bits(32) vbase = X[v, 32];
integer vec = (UInt(vbase) + offset) MOD vstride;
bits(VL) result;
vec = vec - (vec MOD 2);

for r = 0 to nreg-1
    constant bits(VL) op1 = Z[(n+r) MOD 32, VL];
    constant bits(VL) op2 = Z[m, VL];
    for i = 0 to 1
        constant bits(VL) op3 = ZAvector[vec + i, VL];
        for e = 0 to elements-1
            constant bits(16) elem1 = Elem[op1, 2 * e + i, 16];
            constant bits(16) elem2 = Elem[op2, 2 * e + i, 16];
            constant bits(32) elem3 = Elem[op3, e, 32];
            Elem[result, e, 32] = BFMulAddH_ZA(elem3, elem1, elem2, FPCR);
            ZAvector[vec + i, VL] = result;
        vec = vec + vstride;
```


BFMLAL (multiple vectors)

Multi-vector BFloat16 multiply-add long

This instruction widens all 16-bit BFloat16 elements in the two or four first and second source vectors to single-precision format, then multiplies the corresponding elements and destructively adds these values without intermediate rounding to the overlapping 32-bit single-precision elements of the ZA double-vector groups.

The double-vector group within each half of or each quarter of the ZA array is selected by the sum of the vector select register and offset range, modulo half or quarter the number of ZA array vectors.

The vector group symbol, VGx2 or VGx4, indicates that the ZA operand consists of two or four ZA double-vector groups respectively. The vector group symbol is preferred for disassembly, but optional in assembler source code.

This instruction follows SME ZA-targeting floating-point behaviors.

This instruction is unpredicated.

It has encodings from 2 classes: [Two ZA double-vectors](#) and [Four ZA double-vectors](#)

Two ZA double-vectors (FEAT_SME2)

31	30	29	28	27	26	25	24	23	22	21	20	19	18	17	16	15	14	13	12	11	10	9	8	7	6	5	4	3	2	1	0
1	1	0	0	0	0	0	1	1	0	1	Zm				0	0	Rv		0	1	0	Zn			0	1	0	0	off2		
op S																															

Encoding

BFMLAL ZA.S[<Wv>, <offs1>:<offs2>{, VGx2}], { <Zn1>.H-<Zn2>.H }, { <Zm1>.H-<Zm2>.H }

Decode for this encoding

```
if !IsFeatureImplemented(FEAT_SME2) then EndOfDecode(Decode_UNDEF);
constant integer v = UInt('010':Rv);
constant integer n = UInt(Zn:'0');
constant integer m = UInt(Zm:'0');
constant integer offset = UInt(off2:'0');
constant integer nreg = 2;
```

Four ZA double-vectors (FEAT_SME2)

31	30	29	28	27	26	25	24	23	22	21	20	19	18	17	16	15	14	13	12	11	10	9	8	7	6	5	4	3	2	1	0					
1	1	0	0	0	0	0	1	1	0	1	Zm			0	1	0	Rv		0	1	0	Zn			0	0	1	0	0	off2						
																															op S					

Encoding

BFMLAL ZA.S[<Wv>, <offs1>:<offs2>{, VGx4}], { <Zn1>.H-<Zn4>.H }, { <Zm1>.H-<Zm4>.H }

Decode for this encoding

```
if !IsFeatureImplemented(FEAT_SME2) then EndOfDecode(Decode_UNDEF);
constant integer v = UInt('010':Rv);
constant integer n = UInt(Zn:'00');
constant integer m = UInt(Zm:'00');
constant integer offset = UInt(off2:'0');
constant integer nreg = 4;
```

Assembler Symbols

- <Wv> Is the 32-bit name of the vector select register W8-W11, encoded in the "Rv" field.
- <offs1> Is the first vector select offset, encoded as "off2" field times 2.

<offs2>	Is the second vector select offset, encoded as "off2" field times 2 plus 1.
<Zn1>	For the "Two ZA double-vectors" variant: is the name of the first scalable vector register of the first source multi-vector group, encoded as "Zn" times 2. For the "Four ZA double-vectors" variant: is the name of the first scalable vector register of the first source multi-vector group, encoded as "Zn" times 4.
<Zn2>	Is the name of the second scalable vector register of the first source multi-vector group, encoded as "Zn" times 2 plus 1.
<Zm1>	For the "Two ZA double-vectors" variant: is the name of the first scalable vector register of the second source multi-vector group, encoded as "Zm" times 2. For the "Four ZA double-vectors" variant: is the name of the first scalable vector register of the second source multi-vector group, encoded as "Zm" times 4.
<Zm2>	Is the name of the second scalable vector register of the second source multi-vector group, encoded as "Zm" times 2 plus 1.
<Zn4>	Is the name of the fourth scalable vector register of the first source multi-vector group, encoded as "Zn" times 4 plus 3.
<Zm4>	Is the name of the fourth scalable vector register of the second source multi-vector group, encoded as "Zm" times 4 plus 3.

Operation

```

CheckStreamingSVEAndZAAEnabled();
constant integer VL = CurrentVL;
constant integer elements = VL DIV 32;
constant integer vectors = VL DIV 8;
constant integer vstride = vectors DIV nreg;
constant bits(32) vbase = X[v, 32];
integer vec = (UInt(vbase) + offset) MOD vstride;
bits(VL) result;
vec = vec - (vec MOD 2);

for r = 0 to nreg-1
    constant bits(VL) op1 = Z[n+r, VL];
    constant bits(VL) op2 = Z[m+r, VL];
    for i = 0 to 1
        constant bits(VL) op3 = ZAvector[vec + i, VL];
        for e = 0 to elements-1
            constant bits(16) elem1 = Elem[op1, 2 * e + i, 16];
            constant bits(16) elem2 = Elem[op2, 2 * e + i, 16];
            constant bits(32) elem3 = Elem[op3, e, 32];
            Elem[result, e, 32] = BFMLAddH_ZA(elem3, elem1, elem2, FPCR);
            ZAvector[vec + i, VL] = result;
        vec = vec + vstride;

```

Internal version only: aarchmrs v2025-03_rel, pseudocode v2025-03_rel ; Build timestamp: 2025-03-21T17:41

Copyright © 2010-2025 Arm Limited or its affiliates. All rights reserved. This document is Non-Confidential.

BFMLS (multiple and indexed vector)

Multi-vector BFloat16 fused multiply-subtract by indexed element

This instruction multiplies the indexed element of the second source vector by the corresponding BFloat16 elements of the two or four first source vectors and destructively subtracts these values without intermediate rounding from the corresponding elements of the ZA single-vector groups. The elements within the second source vector are specified using an immediate element index which selects the same element position within each 128-bit vector segment. The index range is from 0 to 7.

The single-vector group within each half of or each quarter of the ZA array is selected by the sum of the vector select register and offset, modulo half or quarter the number of ZA array vectors.

The vector group symbol, VGx2 or VGx4, indicates that the ZA operand consists of two or four ZA single-vector groups respectively. The vector group symbol is preferred for disassembly, but optional in assembler source code.

This instruction follows SME2 ZA-targeting non-widening BFloat16 numerical behaviors.

This instruction is unpredicated.

ID_AA64SMFR0_EL1.B16B16 indicates whether this instruction is implemented.

It has encodings from 2 classes: [Two ZA single-vectors](#) and [Four ZA single-vectors](#)

Two ZA single-vectors (FEAT_SME_B16B16)

31	30	29	28	27	26	25	24	23	22	21	20	19	18	17	16	15	14	13	12	11	10	9	8	7	6	5	4	3	2	1	0
1	1	0	0	0	0	0	1	0	0	0	1	Zm				0	Rv		1	i3h		Zn				1	1	i3l	off3		
op S																															

Encoding

BFMLS ZA.H[<Wv>, <offs>{, VGx2}], { <Zn1>.H-<Zn2>.H }, <Zm>.H[<index>]

Decode for this encoding

```
if !IsFeatureImplemented(FEAT_SME_B16B16) then EndOfDecode(Decode_UNDEF);
constant integer v = UInt('010':Rv);
constant integer esize = 16;
constant integer n = UInt(Zn:'0');
constant integer m = UInt('0':Zm);
constant integer offset = UInt(off3);
constant integer index = UInt(i3h:i3l);
constant integer nreg = 2;
```

Four ZA single-vectors (FEAT_SME_B16B16)

31	30	29	28	27	26	25	24	23	22	21	20	19	18	17	16	15	14	13	12	11	10	9	8	7	6	5	4	3	2	1	0
1	1	0	0	0	0	0	1	0	0	0	1	Zm				1	Rv		1	i3h		Zn				0	1	1	i3l	off3	
op S																															

Encoding

BFMLS ZA.H[<Wv>, <offs>{, VGx4}], { <Zn1>.H-<Zn4>.H }, <Zm>.H[<index>]

Decode for this encoding

```
if !IsFeatureImplemented(FEAT_SME_B16B16) then EndOfDecode(Decode_UNDEF);
constant integer v = UInt('010':Rv);
constant integer esize = 16;
constant integer n = UInt(Zn:'00');
constant integer m = UInt('0':Zm);
constant integer offset = UInt(off3);
constant integer index = UInt(i3h:i3l);
constant integer nreg = 4;
```

Assembler Symbols

<Wv>	Is the 32-bit name of the vector select register W8-W11, encoded in the "Rv" field.
<offs>	Is the vector select offset, in the range 0 to 7, encoded in the "off3" field.
<Zn1>	For the "Two ZA single-vectors" variant: is the name of the first scalable vector register of the first source multi-vector group, encoded as "Zn" times 2. For the "Four ZA single-vectors" variant: is the name of the first scalable vector register of the first source multi-vector group, encoded as "Zn" times 4.
<Zn2>	Is the name of the second scalable vector register of the first source multi-vector group, encoded as "Zn" times 2 plus 1.
<Zm>	Is the name of the second source scalable vector register Z0-Z15, encoded in the "Zm" field.
<index>	Is the element index, in the range 0 to 7, encoded in the "i3h:i3l" fields.
<Zn4>	Is the name of the fourth scalable vector register of the first source multi-vector group, encoded as "Zn" times 4 plus 3.

Operation

```
CheckStreamingSVEAndZAAEnabled();
constant integer VL = CurrentVL;
constant integer elements = VL DIV 16;
constant integer vectors = VL DIV 8;
constant integer vstride = vectors DIV nreg;
constant integer eltspersegment = 128 DIV 16;
constant bits(32) vbase = X[v, 32];
integer vec = (UInt(vbase) + offset) MOD vstride;
bits(VL) result;

for r = 0 to nreg-1
    constant bits(VL) op1 = Z[n+r, VL];
    constant bits(VL) op2 = Z[m, VL];
    constant bits(VL) op3 = ZAvector[vec, VL];
    for e = 0 to elements-1
        constant bits(16) elem1 = BFNeg(Elem[op1, e, 16]);
        constant integer segmentbase = e - (e MOD eltspersegment);
        constant integer s = segmentbase + index;
        constant bits(16) elem2 = Elem[op2, s, 16];
        constant bits(16) elem3 = Elem[op3, e, 16];
        Elem[result, e, 16] = BFMulAdd_ZA(elem3, elem1, elem2, FPCR);
    ZAvector[vec, VL] = result;
    vec = vec + vstride;
```

Internal version only: aarchmrs v2025-03_rel, pseudocode v2025-03_rel ; Build timestamp: 2025-03-21T17:41

Copyright © 2010-2025 Arm Limited or its affiliates. All rights reserved. This document is Non-Confidential.

BFMLS (multiple and single vector)

Multi-vector BFloat16 fused multiply-subtract by vector

This instruction multiplies the corresponding BFloat16 elements of the two or four first source vector with corresponding elements of the second source vector and destructively subtracts these values without intermediate rounding from the corresponding elements of the ZA single-vector groups. The single-vector group within each half of or each quarter of the ZA array is selected by the sum of the vector select register and offset, modulo half or quarter the number of ZA array vectors.

The vector group symbol, VGx2 or VGx4, indicates that the ZA operand consists of two or four ZA single-vector groups respectively. The vector group symbol is preferred for disassembly, but optional in assembler source code.

This instruction follows SME2 ZA-targeting non-widening BFloat16 numerical behaviors.

This instruction is unpredicated.

ID_AA64SMFR0_EL1.B16B16 indicates whether this instruction is implemented.

It has encodings from 2 classes: [Two ZA single-vectors](#) and [Four ZA single-vectors](#)

Two ZA single-vectors (FEAT_SME_B16B16)

31	30	29	28	27	26	25	24	23	22	21	20	19	18	17	16	15	14	13	12	11	10	9	8	7	6	5	4	3	2	1	0
1	1	0	0	0	0	0	1	0	1	1	0	Zm			0	Rv	1	1	1	Zn			0	1	off3						
SZ																S															

Encoding

BFMLS ZA.H[<Wv>, <offs>{, VGx2}], { <Zn1>.H-<Zn2>.H }, <Zm>.H

Decode for this encoding

```
if !IsFeatureImplemented(FEAT_SME_B16B16) then EndOfDecode(Decode_UNDEF);
constant integer v = UInt('010':Rv);
constant integer n = UInt(Zn);
constant integer m = UInt('0':Zm);
constant integer offset = UInt(off3);
constant integer nreg = 2;
```

Four ZA single-vectors (FEAT_SME_B16B16)

31	30	29	28	27	26	25	24	23	22	21	20	19	18	17	16	15	14	13	12	11	10	9	8	7	6	5	4	3	2	1	0
1	1	0	0	0	0	0	1	0	1	1	1	Zm			0	Rv	1	1	1	Zn			0	1	off3						
SZ																S															

Encoding

BFMLS ZA.H[<Wv>, <offs>{, VGx4}], { <Zn1>.H-<Zn4>.H }, <Zm>.H

Decode for this encoding

```
if !IsFeatureImplemented(FEAT_SME_B16B16) then EndOfDecode(Decode_UNDEF);
constant integer v = UInt('010':Rv);
constant integer n = UInt(Zn);
constant integer m = UInt('0':Zm);
constant integer offset = UInt(off3);
constant integer nreg = 4;
```

Assembler Symbols

- <Wv> Is the 32-bit name of the vector select register W8-W11, encoded in the "Rv" field.
- <offs> Is the vector select offset, in the range 0 to 7, encoded in the "off3" field.

- <Zn1> Is the name of the first scalable vector register of the first source multi-vector group, encoded as "Zn".
- <Zn2> Is the name of the second scalable vector register of the first source multi-vector group, encoded as "Zn" plus 1 modulo 32.
- <Zm> Is the name of the second source scalable vector register Z0-Z15, encoded in the "Zm" field.
- <Zn4> Is the name of the fourth scalable vector register of the first source multi-vector group, encoded as "Zn" plus 3 modulo 32.

Operation

```

CheckStreamingSVEAndZAEEnabled();
constant integer VL = CurrentVL;
constant integer elements = VL DIV 16;
constant integer vectors = VL DIV 8;
constant integer vstride = vectors DIV nreg;
constant bits(32) vbase = X[v, 32];
integer vec = (UInt(vbase) + offset) MOD vstride;
bits(VL) result;

for r = 0 to nreg-1
    constant bits(VL) op1 = Z[(n+r) MOD 32, VL];
    constant bits(VL) op2 = Z[m, VL];
    constant bits(VL) op3 = ZAvector[vec, VL];
    for e = 0 to elements-1
        constant bits(16) elem1 = BFNeg(Elem[op1, e, 16]);
        constant bits(16) elem2 = Elem[op2, e, 16];
        constant bits(16) elem3 = Elem[op3, e, 16];
        Elem[result, e, 16] = BFMulAdd_ZA(elem3, elem1, elem2, FPCR);
    ZAvector[vec, VL] = result;
    vec = vec + vstride;

```

Internal version only: aarchmrs v2025-03_rel, pseudocode v2025-03_rel ; Build timestamp: 2025-03-21T17:41

Copyright © 2010-2025 Arm Limited or its affiliates. All rights reserved. This document is Non-Confidential.

BFMLS (multiple vectors)

Multi-vector BFloat16 fused multiply-subtract

This instruction multiplies the corresponding BFloat16 elements of the two or four first and second source vectors and destructively subtracts these values without intermediate rounding from the corresponding elements of the ZA single-vector groups.

The single-vector group within each half of or each quarter of the ZA array is selected by the sum of the vector select register and offset, modulo half or quarter the number of ZA array vectors.

The vector group symbol, VGx2 or VGx4, indicates that the ZA operand consists of two or four ZA single-vector groups respectively. The vector group symbol is preferred for disassembly, but optional in assembler source code.

This instruction follows SME2 ZA-targeting non-widening BFloat16 numerical behaviors.

This instruction is unpredicated.

ID_AA64SMFR0_EL1.B16B16 indicates whether this instruction is implemented.

It has encodings from 2 classes: [Two ZA single-vectors](#) and [Four ZA single-vectors](#)

Two ZA single-vectors (FEAT_SME_B16B16)

31	30	29	28	27	26	25	24	23	22	21	20	19	18	17	16	15	14	13	12	11	10	9	8	7	6	5	4	3	2	1	0
1	1	0	0	0	0	0	1	1	1	1	Zm				0	0	Rv	1	0	0	Zn				0	1	1	off3			
SZ												S																			

Encoding

BFMLS ZA.H[<Wv>, <offs>{, VGx2}], { <Zn1>.H-<Zn2>.H }, { <Zm1>.H-<Zm2>.H }

Decode for this encoding

```
if !IsFeatureImplemented(FEAT_SME_B16B16) then EndOfDecode(Decode_UNDEF);
constant integer v = UInt('010':Rv);
constant integer n = UInt(Zn:'0');
constant integer m = UInt(Zm:'0');
constant integer offset = UInt(off3);
constant integer nreg = 2;
```

Four ZA single-vectors (FEAT_SME_B16B16)

31	30	29	28	27	26	25	24	23	22	21	20	19	18	17	16	15	14	13	12	11	10	9	8	7	6	5	4	3	2	1	0
1	1	0	0	0	0	0	1	1	1	1	Zm				0	1	0	Rv	1	0	0	Zn				0	0	1	1	off3	
SZ												S																			

Encoding

BFMLS ZA.H[<Wv>, <offs>{, VGx4}], { <Zn1>.H-<Zn4>.H }, { <Zm1>.H-<Zm4>.H }

Decode for this encoding

```
if !IsFeatureImplemented(FEAT_SME_B16B16) then EndOfDecode(Decode_UNDEF);
constant integer v = UInt('010':Rv);
constant integer n = UInt(Zn:'00');
constant integer m = UInt(Zm:'00');
constant integer offset = UInt(off3);
constant integer nreg = 4;
```

Assembler Symbols

- <Wv> Is the 32-bit name of the vector select register W8-W11, encoded in the "Rv" field.
- <offs> Is the vector select offset, in the range 0 to 7, encoded in the "off3" field.

<Zn1>	For the "Two ZA single-vectors" variant: is the name of the first scalable vector register of the first source multi-vector group, encoded as "Zn" times 2. For the "Four ZA single-vectors" variant: is the name of the first scalable vector register of the first source multi-vector group, encoded as "Zn" times 4.
<Zn2>	Is the name of the second scalable vector register of the first source multi-vector group, encoded as "Zn" times 2 plus 1.
<Zm1>	For the "Two ZA single-vectors" variant: is the name of the first scalable vector register of the second source multi-vector group, encoded as "Zm" times 2. For the "Four ZA single-vectors" variant: is the name of the first scalable vector register of the second source multi-vector group, encoded as "Zm" times 4.
<Zm2>	Is the name of the second scalable vector register of the second source multi-vector group, encoded as "Zm" times 2 plus 1.
<Zn4>	Is the name of the fourth scalable vector register of the first source multi-vector group, encoded as "Zn" times 4 plus 3.
<Zm4>	Is the name of the fourth scalable vector register of the second source multi-vector group, encoded as "Zm" times 4 plus 3.

Operation

```

CheckStreamingSVEAndZAAEnabled();
constant integer VL = CurrentVL;
constant integer elements = VL DIV 16;
constant integer vectors = VL DIV 8;
constant integer vstride = vectors DIV nreg;
constant integer vbase = X[v, 32];
integer vec = (UInt(vbase) + offset) MOD vstride;
bits(VL) result;

for r = 0 to nreg-1
    constant bits(VL) op1 = Z[n+r, VL];
    constant bits(VL) op2 = Z[m+r, VL];
    constant bits(VL) op3 = ZAvector[vec, VL];
    for e = 0 to elements-1
        constant bits(16) elem1 = BFNeg(Elem[op1, e, 16]);
        constant bits(16) elem2 = Elem[op2, e, 16];
        constant bits(16) elem3 = Elem[op3, e, 16];
        Elem[result, e, 16] = BFMulAdd_ZA(elem3, elem1, elem2, FPCR);
    ZAvector[vec, VL] = result;
    vec = vec + vstride;

```

Internal version only: aarchmrs v2025-03_rel, pseudocode v2025-03_rel ; Build timestamp: 2025-03-21T17:41

Copyright © 2010-2025 Arm Limited or its affiliates. All rights reserved. This document is Non-Confidential.

BFMLSL (multiple and indexed vector)

Multi-vector BFloat16 multiply-subtract long by indexed element

This instruction widens all 16-bit BFloat16 elements in the one, two, or four first source vectors and the indexed element of the second source vector to single-precision format, then multiplies the corresponding elements and destructively subtracts these values without intermediate rounding from the overlapping 32-bit single-precision elements of the ZA double-vector groups.

The BF16 elements within the second source vector are specified using a 3-bit immediate index which selects the same element position within each 128-bit vector segment.

The double-vector group within all of, each half of, or each quarter of the ZA array is selected by the sum of the vector select register and offset range, modulo all, half, or quarter the number of ZA array vectors.

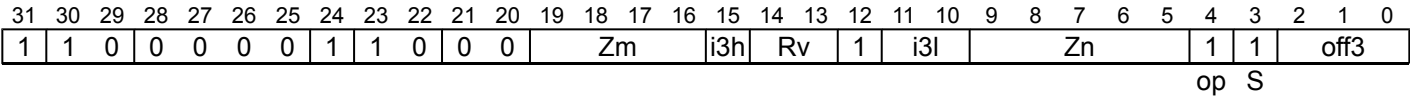
The vector group symbol, VGx2 or VGx4, indicates that the ZA operand consists of two or four ZA double-vector groups respectively. The vector group symbol is preferred for disassembly, but optional in assembler source code.

This instruction follows SME ZA-targeting floating-point behaviors.

This instruction is unpredicated.

It has encodings from 3 classes: [One ZA double-vector](#) , [Two ZA double-vectors](#) and [Four ZA double-vectors](#)

One ZA double-vector (FEAT_SME2)



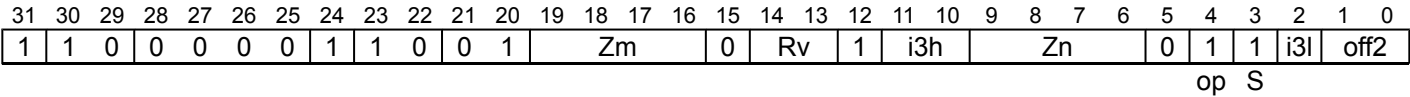
Encoding

BFMLSL ZA.S[<Wv>, <offs1>:<offs2>], <Zn>.H, <Zm>.H[<index>]

Decode for this encoding

```
if !IsFeatureImplemented(FEAT_SME2) then EndOfDecode(Decode_UNDEF);
constant integer v = UInt('010':Rv);
constant integer n = UInt(Zn);
constant integer m = UInt('0':Zm);
constant integer offset = UInt(off3:'0');
constant integer index = UInt(i3h:i3l);
constant integer nreg = 1;
```

Two ZA double-vectors (FEAT_SME2)



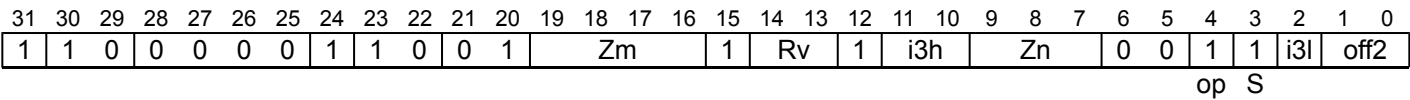
Encoding

BFMLSL ZA.S[<Wv>, <offs1>:<offs2>{, VGx2}], { <Zn1>.H-<Zn2>.H }, <Zm>.H[<index>]

Decode for this encoding

```
if !IsFeatureImplemented(FEAT_SME2) then EndOfDecode(Decode_UNDEF);
constant integer v = UInt('010':Rv);
constant integer n = UInt(Zn:'0');
constant integer m = UInt('0':Zm);
constant integer offset = UInt(off2:'0');
constant integer index = UInt(i3h:i3l);
constant integer nreg = 2;
```

Four ZA double-vectors
(FEAT_SME2)



Encoding

```
BFMLSL ZA.S[<Wv>, <offs1>:<offs2>{, VGx4}], { <Zn1>.H-<Zn4>.H }, <Zm>.H[<index>]
```

Decode for this encoding

```
if !IsFeatureImplemented(FEAT_SME2) then EndOfDecode(Decode_UNDEF);
constant integer v = UInt('010':Rv);
constant integer n = UInt(Zn:'00');
constant integer m = UInt('0':Zm);
constant integer offset = UInt(off2:'0');
constant integer index = UInt(i3h:i3l);
constant integer nreg = 4;
```

Assembler Symbols

- <Wv> Is the 32-bit name of the vector select register W8-W11, encoded in the "Rv" field.
- <offs1> For the "One ZA double-vector" variant: is the first vector select offset, encoded as "off3" field times 2.
For the "Four ZA double-vectors" and "Two ZA double-vectors" variants: is the first vector select offset, encoded as "off2" field times 2.
- <offs2> For the "One ZA double-vector" variant: is the second vector select offset, encoded as "off3" field times 2 plus 1.
For the "Four ZA double-vectors" and "Two ZA double-vectors" variants: is the second vector select offset, encoded as "off2" field times 2 plus 1.
- <Zn> Is the name of the first source scalable vector register, encoded in the "Zn" field.
- <Zm> Is the name of the second source scalable vector register Z0-Z15, encoded in the "Zm" field.
- <index> Is the element index, in the range 0 to 7, encoded in the "i3h:i3l" fields.
- <Zn1> For the "Two ZA double-vectors" variant: is the name of the first scalable vector register of the first source multi-vector group, encoded as "Zn" times 2.
For the "Four ZA double-vectors" variant: is the name of the first scalable vector register of the first source multi-vector group, encoded as "Zn" times 4.
- <Zn2> Is the name of the second scalable vector register of the first source multi-vector group, encoded as "Zn" times 2 plus 1.
- <Zn4> Is the name of the fourth scalable vector register of the first source multi-vector group, encoded as "Zn" times 4 plus 3.

Operation

```
CheckStreamingSVEAndZAAEnabled();
constant integer VL = CurrentVL;
constant integer elements = VL DIV 32;
constant integer vectors = VL DIV 8;
constant integer vstride = vectors DIV nreg;
constant integer eltspersegment = 128 DIV 32;
constant bits(32) vbase = X[v, 32];
integer vec = (UInt(vbase) + offset) MOD vstride;
bits(VL) result;
vec = vec - (vec MOD 2);

for r = 0 to nreg-1
    constant bits(VL) op1 = Z[n+r, VL];
    constant bits(VL) op2 = Z[m, VL];
    for i = 0 to 1
        constant bits(VL) op3 = ZAvector[vec + i, VL];
        for e = 0 to elements-1
            constant integer segmentbase = e - (e MOD eltspersegment);
            constant integer s = 2 * segmentbase + index;
            constant bits(16) elem1 = BFNeg(Elem[op1, 2 * e + i, 16]);
            constant bits(16) elem2 = Elem[op2, s, 16];
            constant bits(32) elem3 = Elem[op3, e, 32];
            Elem[result, e, 32] = BFMulAddH_ZA(elem3, elem1, elem2, FPCR);
            ZAvector[vec + i, VL] = result;
        vec = vec + vstride;
```

Internal version only: aarchmrs v2025-03_rel, pseudocode v2025-03_rel ; Build timestamp: 2025-03-21T17:41

Copyright © 2010-2025 Arm Limited or its affiliates. All rights reserved. This document is Non-Confidential.

BFMLSL (multiple and single vector)

Multi-vector BFloat16 multiply-subtract long by vector

This instruction widens all 16-bit BFloat16 elements in the one, two, or four first source vectors and the second source vector to single-precision format, then multiplies the corresponding elements and destructively subtracts these values without intermediate rounding from the overlapping 32-bit single-precision elements of the ZA double-vector groups.

The double-vector group within all of, each half of, or each quarter of the ZA array is selected by the sum of the vector select register and offset range, modulo all, half, or quarter the number of ZA array vectors.

The vector group symbol, VGx2 or VGx4, indicates that the ZA operand consists of two or four ZA double-vector groups respectively. The vector group symbol is preferred for disassembly, but optional in assembler source code.

This instruction follows SME ZA-targeting floating-point behaviors.

This instruction is unpredicated.

It has encodings from 3 classes: [One ZA double-vector](#), [Two ZA double-vectors](#) and [Four ZA double-vectors](#)

One ZA double-vector (FEAT_SME2)

31	30	29	28	27	26	25	24	23	22	21	20	19	18	17	16	15	14	13	12	11	10	9	8	7	6	5	4	3	2	1	0	
1	1	0	0	0	0	0	1	0	0	1	0	Zm			0	Rv		0	1	1	Zn			1		1	off3					
																											op		S			

Encoding

BFMLSL ZA.S[<Wv>, <offsl>:<offs2>], <Zn>.H, <Zm>.H

Decode for this encoding

```
if !IsFeatureImplemented(FEAT_SME2) then EndOfDecode(Decode_UNDEF);
constant integer v = UInt('010':Rv);
constant integer n = UInt(Zn);
constant integer m = UInt('0':Zm);
constant integer offset = UInt(off3:'0');
constant integer nreg = 1;
```

Two ZA double-vectors (FEAT_SME2)

31	30	29	28	27	26	25	24	23	22	21	20	19	18	17	16	15	14	13	12	11	10	9	8	7	6	5	4	3	2	1	0	
1	1	0	0	0	0	0	1	0	0	1	0	Zm			0	Rv		0	1	0	Zn			1		1	0	off2				
																											op		S	o2		

Encoding

BFMLSL ZA.S[<Wv>, <offsl>:<offs2>{, VGx2}], { <Zn1>.H-<Zn2>.H }, <Zm>.H

Decode for this encoding

```
if !IsFeatureImplemented(FEAT_SME2) then EndOfDecode(Decode_UNDEF);
constant integer v = UInt('010':Rv);
constant integer n = UInt(Zn);
constant integer m = UInt('0':Zm);
constant integer offset = UInt(off2:'0');
constant integer nreg = 2;
```


Four ZA double-vectors (FEAT_SME2)

31	30	29	28	27	26	25	24	23	22	21	20	19	18	17	16	15	14	13	12	11	10	9	8	7	6	5	4	3	2	1	0
1	1	0	0	0	0	0	1	0	0	1	1	Zm			0	Rv		0	1	0	Zn			1	1	0	off2				
																											op		S	o2	

Encoding

```
BFMLSL ZA.S[<Wv>, <offs1>:<offs2>{, VGx4}], { <Zn1>.H-<Zn4>.H }, <Zm>.H
```

Decode for this encoding

```
if !IsFeatureImplemented(FEAT_SME2) then EndOfDecode(Decode_UNDEF);
constant integer v = UInt('010':Rv);
constant integer n = UInt(Zn);
constant integer m = UInt('0':Zm);
constant integer offset = UInt(off2:'0');
constant integer nreg = 4;
```

Assembler Symbols

<Wv>	Is the 32-bit name of the vector select register W8-W11, encoded in the "Rv" field.
<offs1>	For the "One ZA double-vector" variant: is the first vector select offset, encoded as "off3" field times 2. For the "Four ZA double-vectors" and "Two ZA double-vectors" variants: is the first vector select offset, encoded as "off2" field times 2.
<offs2>	For the "One ZA double-vector" variant: is the second vector select offset, encoded as "off3" field times 2 plus 1. For the "Four ZA double-vectors" and "Two ZA double-vectors" variants: is the second vector select offset, encoded as "off2" field times 2 plus 1.
<Zn>	Is the name of the first source scalable vector register, encoded in the "Zn" field.
<Zm>	Is the name of the second source scalable vector register Z0-Z15, encoded in the "Zm" field.
<Zn1>	Is the name of the first scalable vector register of the first source multi-vector group, encoded as "Zn".
<Zn2>	Is the name of the second scalable vector register of the first source multi-vector group, encoded as "Zn" plus 1 modulo 32.
<Zn4>	Is the name of the fourth scalable vector register of the first source multi-vector group, encoded as "Zn" plus 3 modulo 32.

Operation

```
CheckStreamingSVEAndZAAEnabled();
constant integer VL = CurrentVL;
constant integer elements = VL DIV 32;
constant integer vectors = VL DIV 8;
constant integer vstride = vectors DIV nreg;
constant bits(32) vbase = X[v, 32];
integer vec = (UInt(vbase) + offset) MOD vstride;
bits(VL) result;
vec = vec - (vec MOD 2);

for r = 0 to nreg-1
    constant bits(VL) op1 = Z[(n+r) MOD 32, VL];
    constant bits(VL) op2 = Z[m, VL];
    for i = 0 to 1
        constant bits(VL) op3 = ZAvector[vec + i, VL];
        for e = 0 to elements-1
            constant bits(16) elem1 = BFNeg(Elem[op1, 2 * e + i, 16]);
            constant bits(16) elem2 = Elem[op2, 2 * e + i, 16];
            constant bits(32) elem3 = Elem[op3, e, 32];
            Elem[result, e, 32] = BFMulAddH_ZA(elem3, elem1, elem2, FPCR);
            ZAvector[vec + i, VL] = result;
        vec = vec + vstride;
```


BFMLSL (multiple vectors)

Multi-vector BFloat16 multiply-subtract long

This instruction widens all 16-bit BFloat16 elements in the two or four first and second source vectors to single-precision format, then multiplies the corresponding elements and destructively subtracts these values without intermediate rounding from the overlapping 32-bit single-precision elements of the ZA double-vector groups.

The double-vector group within each half of or each quarter of the ZA array is selected by the sum of the vector select register and offset range, modulo half or quarter the number of ZA array vectors.

The vector group symbol, VGx2 or VGx4, indicates that the ZA operand consists of two or four ZA double-vector groups respectively. The vector group symbol is preferred for disassembly, but optional in assembler source code.

This instruction follows SME ZA-targeting floating-point behaviors.

This instruction is unpredicated.

It has encodings from 2 classes: [Two ZA double-vectors](#) and [Four ZA double-vectors](#)

Two ZA double-vectors (FEAT_SME2)

31	30	29	28	27	26	25	24	23	22	21	20	19	18	17	16	15	14	13	12	11	10	9	8	7	6	5	4	3	2	1	0
1	1	0	0	0	0	0	1	1	0	1	Zm			0	0	Rv		0	1	0	Zn			0	1	1	0	off2		op S	

Encoding

BFMLSL ZA.S[<Wv>, <offs1>:<offs2>{, VGx2}], { <Zn1>.H-<Zn2>.H }, { <Zm1>.H-<Zm2>.H }

Decode for this encoding

```
if !IsFeatureImplemented(FEAT_SME2) then EndOfDecode(Decode_UNDEF);
constant integer v = UInt('010':Rv);
constant integer n = UInt(Zn:'0');
constant integer m = UInt(Zm:'0');
constant integer offset = UInt(off2:'0');
constant integer nreg = 2;
```

Four ZA double-vectors (FEAT_SME2)

31	30	29	28	27	26	25	24	23	22	21	20	19	18	17	16	15	14	13	12	11	10	9	8	7	6	5	4	3	2	1	0				
1	1	0	0	0	0	0	1	1	0	1	Zm			0	1	0	Rv		0	1	0	Zn			0	0	1	1	0	off2					
																																op S			

Encoding

BFMLSL ZA.S[<Wv>, <offs1>:<offs2>{, VGx4}], { <Zn1>.H-<Zn4>.H }, { <Zm1>.H-<Zm4>.H }

Decode for this encoding

```
if !IsFeatureImplemented(FEAT_SME2) then EndOfDecode(Decode_UNDEF);
constant integer v = UInt('010':Rv);
constant integer n = UInt(Zn:'00');
constant integer m = UInt(Zm:'00');
constant integer offset = UInt(off2:'0');
constant integer nreg = 4;
```

Assembler Symbols

- <Wv> Is the 32-bit name of the vector select register W8-W11, encoded in the "Rv" field.
- <offs1> Is the first vector select offset, encoded as "off2" field times 2.

<offs2>	Is the second vector select offset, encoded as "off2" field times 2 plus 1.
<Zn1>	For the "Two ZA double-vectors" variant: is the name of the first scalable vector register of the first source multi-vector group, encoded as "Zn" times 2. For the "Four ZA double-vectors" variant: is the name of the first scalable vector register of the first source multi-vector group, encoded as "Zn" times 4.
<Zn2>	Is the name of the second scalable vector register of the first source multi-vector group, encoded as "Zn" times 2 plus 1.
<Zm1>	For the "Two ZA double-vectors" variant: is the name of the first scalable vector register of the second source multi-vector group, encoded as "Zm" times 2. For the "Four ZA double-vectors" variant: is the name of the first scalable vector register of the second source multi-vector group, encoded as "Zm" times 4.
<Zm2>	Is the name of the second scalable vector register of the second source multi-vector group, encoded as "Zm" times 2 plus 1.
<Zn4>	Is the name of the fourth scalable vector register of the first source multi-vector group, encoded as "Zn" times 4 plus 3.
<Zm4>	Is the name of the fourth scalable vector register of the second source multi-vector group, encoded as "Zm" times 4 plus 3.

Operation

```

CheckStreamingSVEAndZAAEnabled();
constant integer VL = CurrentVL;
constant integer elements = VL DIV 32;
constant integer vectors = VL DIV 8;
constant integer vstride = vectors DIV nreg;
constant bits(32) vbase = X[v, 32];
integer vec = (UInt(vbase) + offset) MOD vstride;
bits(VL) result;
vec = vec - (vec MOD 2);

for r = 0 to nreg-1
    constant bits(VL) op1 = Z[n+r, VL];
    constant bits(VL) op2 = Z[m+r, VL];
    for i = 0 to 1
        constant bits(VL) op3 = ZAvector[vec + i, VL];
        for e = 0 to elements-1
            constant bits(16) elem1 = BFNeg(Elem[op1, 2 * e + i, 16]);
            constant bits(16) elem2 = Elem[op2, 2 * e + i, 16];
            constant bits(32) elem3 = Elem[op3, e, 32];
            Elem[result, e, 32] = BFMulAddH_ZA(elem3, elem1, elem2, FPCR);
            ZAvector[vec + i, VL] = result;
        vec = vec + vstride;

```

Internal version only: aarchmrs v2025-03_rel, pseudocode v2025-03_rel ; Build timestamp: 2025-03-21T17:41

Copyright © 2010-2025 Arm Limited or its affiliates. All rights reserved. This document is Non-Confidential.

BFMOP4A (non-widening)

BFloat16 quarter-tile outer products, accumulating

This instruction generates four independent quarter-tile BFloat16 outer products from the sub-matrices in the half-vectors of the one or two first and second source vectors and accumulates the results to the corresponding elements of a 16-bit element ZA tile.

Each of the quarter-tile outer products is generated by multiplying the $SVL_H \div 2 \times 1$ sub-matrix of BFloat16 values held in the half-vectors of the first source vectors by the $1 \times SVL_H \div 2$ sub-matrix of BFloat16 values held in the half-vectors of the second source vectors.

The resulting quarter-tile $SVL_H \div 2 \times SVL_H \div 2$ BFloat16 outer products are destructively added to the destination ZA tile. This is equivalent to performing a single multiply-accumulate to each of the destination tile elements.

This instruction follows SME2 ZA-targeting non-widening BFloat16 numerical behaviors.

This instruction is unpredicated.

It has encodings from 4 classes: [Single and multiple vectors](#) , [Single vectors](#) , [Multiple and single vectors](#) and [Multiple vectors](#)

Single and multiple vectors (FEAT_SME_MOP4 && FEAT_SME_B16B16)

31	30	29	28	27	26	25	24	23	22	21	20	19	18	17	16	15	14	13	12	11	10	9	8	7	6	5	4	3	2	1	0	
1	0	0	0	0	0	0	1	0	0	1	1	Zm			0	0	0	0	0	0	0	0	0	Zn			0	0	1	0	0	ZAda
M												N										S										

Encoding

BFMOP4A <ZAda>.H, <Zn>.H, { <Zm1>.H-<Zm2>.H }

Decode for this encoding

```
if !IsFeatureImplemented(FEAT_SME_MOP4) || !IsFeatureImplemented(FEAT_SME_B16B16) then
    EndOfDecode(Decode_UNDEF);
constant integer n = UInt('0':Zn:'0');
constant integer m = UInt('1':Zm:'0');
constant integer nreg = 1;
constant integer mreg = 2;
constant integer da = UInt(ZAda);
constant boolean sub_op = FALSE;
```

Single vectors (FEAT_SME_MOP4 && FEAT_SME_B16B16)

31	30	29	28	27	26	25	24	23	22	21	20	19	18	17	16	15	14	13	12	11	10	9	8	7	6	5	4	3	2	1	0	
1	0	0	0	0	0	0	1	0	0	1	0	Zm			0	0	0	0	0	0	0	0	0	Zn			0	0	1	0	0	ZAda
M												N										S										

Encoding

BFMOP4A <ZAda>.H, <Zn>.H, <Zm>.H

Decode for this encoding

```
if !IsFeatureImplemented(FEAT_SME_MOP4) || !IsFeatureImplemented(FEAT_SME_B16B16) then
    EndOfDecode(Decode_UNDEF);
constant integer n = UInt('0':Zn:'0');
constant integer m = UInt('1':Zm:'0');
constant integer nreg = 1;
constant integer mreg = 1;
constant integer da = UInt(ZAda);
constant boolean sub_op = FALSE;
```

Multiple and single vectors
(FEAT_SME_MOP4 && FEAT_SME_B16B16)

31	30	29	28	27	26	25	24	23	22	21	20	19	18	17	16	15	14	13	12	11	10	9	8	7	6	5	4	3	2	1	0
1	0	0	0	0	0	0	1	0	0	1	0	Zm			0	0	0	0	0	0	0	1	Zn			0	0	1	0	0	ZAda
M												N										S									

Encoding

```
BFMOP4A <ZAda>.H, { <Zn1>.H-<Zn2>.H }, <Zm>.H
```

Decode for this encoding

```
if !IsFeatureImplemented(FEAT_SME_MOP4) || !IsFeatureImplemented(FEAT_SME_B16B16) then
    EndOfDecode(Decode_UNDEF);
constant integer n = UInt('0':Zn:'0');
constant integer m = UInt('1':Zm:'0');
constant integer nreg = 2;
constant integer mreg = 1;
constant integer da = UInt(ZAda);
constant boolean sub_op = FALSE;
```

Multiple vectors
(FEAT_SME_MOP4 && FEAT_SME_B16B16)

31	30	29	28	27	26	25	24	23	22	21	20	19	18	17	16	15	14	13	12	11	10	9	8	7	6	5	4	3	2	1	0
1	0	0	0	0	0	0	1	0	0	1	1	Zm			0	0	0	0	0	0	0	1	Zn			0	0	1	0	0	ZAda
M												N										S									

Encoding

```
BFMOP4A <ZAda>.H, { <Zn1>.H-<Zn2>.H }, { <Zm1>.H-<Zm2>.H }
```

Decode for this encoding

```
if !IsFeatureImplemented(FEAT_SME_MOP4) || !IsFeatureImplemented(FEAT_SME_B16B16) then
    EndOfDecode(Decode_UNDEF);
constant integer n = UInt('0':Zn:'0');
constant integer m = UInt('1':Zm:'0');
constant integer nreg = 2;
constant integer mreg = 2;
constant integer da = UInt(ZAda);
constant boolean sub_op = FALSE;
```

Assembler Symbols

- <ZAda> Is the name of the ZA tile ZA0-ZA1, encoded in the "ZAda" field.
- <Zn> Is the name of the first source scalable vector register, registers in the range Z0-Z15, encoded as "Zn" times 2.
- <Zm1> Is the name of the first scalable vector register of the second source multi-vector group, in the range Z16-Z31, encoded as "Zm" times 2 plus 16.
- <Zm2> Is the name of the second scalable vector register of the second source multi-vector group, in the range Z16-Z31, encoded as "Zm" times 2 plus 17.
- <Zm> Is the name of the second source scalable vector register, registers in the range Z16-Z31, encoded as "Zm" times 2 plus 16.
- <Zn1> Is the name of the first scalable vector register of the first source multi-vector group, in the range Z0-Z15, encoded as "Zn" times 2.
- <Zn2> Is the name of the second scalable vector register of the first source multi-vector group, in the range Z0-Z15, encoded as "Zn" times 2 plus 1.

Operation

```
CheckStreamingSVEAndZAAEnabled();
constant integer VL = CurrentVL;
constant integer hvsize = VL DIV 2;
constant integer dim = hvsize DIV 16;
constant integer tileSize = 4*dim*dim*16;
constant bits(tileSize) op3 = ZAtile[da, 16, tileSize];
bits(tileSize) result;

for outprod = 0 to 3
    constant integer row_hv = outprod DIV 2;
    constant integer col_hv = outprod MOD 2;
    constant integer row_base = row_hv * dim;
    constant integer col_base = col_hv * dim;

    constant bits(VL) op1 = Z[n + (nreg-1)*col_hv, VL];
    constant bits(VL) op2 = Z[m + (mreg-1)*row_hv, VL];

    for row = 0 to dim-1
        for col = 0 to dim-1
            constant integer row_idx = row_base + row;
            constant integer col_idx = col_base + col;
            constant integer tile_idx = row_idx * dim * 2 + col_idx;

            bits(16) elem1 = Elem[op1, row_idx, 16];
            constant bits(16) elem2 = Elem[op2, col_idx, 16];
            constant bits(16) elem3 = Elem[op3, tile_idx, 16];

            if sub_op then
                constant boolean honor_alttp = FALSE;    // Alternate handling ignored
                elem1 = BFNeg(elem1, honor_alttp);
                Elem[result, tile_idx, 16] = BFMulAdd\_ZA(elem3, elem1, elem2, FPCR);
ZAtile[da, 16, tileSize] = result;
```

Internal version only: aarchmrs v2025-03_rel, pseudocode v2025-03_rel ; Build timestamp: 2025-03-21T17:41

Copyright © 2010-2025 Arm Limited or its affiliates. All rights reserved. This document is Non-Confidential.

BFMOP4A (widening)

BFloat16 quarter-tile sums of two outer products, accumulating

This instruction generates four independent quarter-tile BFloat16 sums of outer products from the sub-matrices in the half-vectors of the one or two first and second source vectors and accumulates the results to the corresponding elements of a 32-bit element ZA tile.

Each of the quarter-tile sums of outer products is generated by multiplying the $SVL_S \div 2 \times 2$ sub-matrix of BFloat16 values held in the half-vectors of the first source vectors by the $2 \times SVL_S \div 2$ sub-matrix of BFloat16 values held in the half-vectors of the second source vectors. Each 32-bit container of the first source vectors holds 2 elements of each row of a $SVL_S \div 2 \times 2$ sub-matrix. Similarly, each 32-bit container of the second source vectors holds 2 elements of each column of a $2 \times SVL_S \div 2$ sub-matrix.

The instruction widens the sub-matrices of BFloat16 values held in the first source vectors to single-precision values and multiplies them by the corresponding widened sub-matrices of BFloat16 values in the second source vectors to single-precision values. The resulting quarter-tile $SVL_S \div 2 \times SVL_S \div 2$ single-precision sums of outer products are then destructively added to the single-precision destination tile. This is equivalent to performing a 2-way dot product and accumulate to each of the destination tile elements.

This instruction follows SME BFloat16 numerical behaviors.

This instruction is unpredicated.

It has encodings from 4 classes: [Single and multiple vectors](#) , [Single vectors](#) , [Multiple and single vectors](#) and [Multiple vectors](#)

Single and multiple vectors

(FEAT_SME_MOP4)

31	30	29	28	27	26	25	24	23	22	21	20	19	18	17	16	15	14	13	12	11	10	9	8	7	6	5	4	3	2	1	0
1	0	0	0	0	0	0	1	0	0	0	1	Zm			0	0	0	0	0	0	0	0	Zn			0	0	0	0	ZAda	
M												N										S									

Encoding

BFMOP4A <ZAda>.S, <Zn>.H, { <Zm1>.H-<Zm2>.H }

Decode for this encoding

```
if !IsFeatureImplemented(FEAT_SME_MOP4) then EndOfDecode(Decode_UNDEF);
constant integer n = UInt('0':Zn:'0');
constant integer m = UInt('1':Zm:'0');
constant integer nreg = 1;
constant integer mreg = 2;
constant integer da = UInt(ZAda);
constant boolean sub_op = FALSE;
```

Single vectors

(FEAT_SME_MOP4)

31	30	29	28	27	26	25	24	23	22	21	20	19	18	17	16	15	14	13	12	11	10	9	8	7	6	5	4	3	2	1	0
1	0	0	0	0	0	0	1	0	0	0	0	Zm			0	0	0	0	0	0	0	0	Zn			0	0	0	0	ZAda	
M												N										S									

Encoding

BFMOP4A <ZAda>.S, <Zn>.H, <Zm>.H

Decode for this encoding

```
if !IsFeatureImplemented(FEAT_SME_MOP4) then EndOfDecode(Decode_UNDEF);
constant integer n = UInt('0':Zn:'0');
constant integer m = UInt('1':Zm:'0');
constant integer nreg = 1;
constant integer mreg = 1;
constant integer da = UInt(ZAda);
constant boolean sub_op = FALSE;
```


Multiple and single vectors
(FEAT_SME_MOP4)

31	30	29	28	27	26	25	24	23	22	21	20	19	18	17	16	15	14	13	12	11	10	9	8	7	6	5	4	3	2	1	0
1	0	0	0	0	0	0	1	0	0	0	0	Zm			0	0	0	0	0	0	0	1	Zn			0	0	0	0	ZAda	
M												N										S									

Encoding

```
BFMOP4A <ZAda>.S, { <Zn1>.H-<Zn2>.H }, <Zm>.H
```

Decode for this encoding

```
if !IsFeatureImplemented(FEAT_SME_MOP4) then EndOfDecode(Decode_UNDEF);
constant integer n = UInt('0':Zn:'0');
constant integer m = UInt('1':Zm:'0');
constant integer nreg = 2;
constant integer mreg = 1;
constant integer da = UInt(ZAda);
constant boolean sub_op = FALSE;
```

Multiple vectors
(FEAT_SME_MOP4)

31	30	29	28	27	26	25	24	23	22	21	20	19	18	17	16	15	14	13	12	11	10	9	8	7	6	5	4	3	2	1	0
1	0	0	0	0	0	0	1	0	0	0	1	Zm			0	0	0	0	0	0	0	1	Zn			0	0	0	0	ZAda	
M												N										S									

Encoding

```
BFMOP4A <ZAda>.S, { <Zn1>.H-<Zn2>.H }, { <Zm1>.H-<Zm2>.H }
```

Decode for this encoding

```
if !IsFeatureImplemented(FEAT_SME_MOP4) then EndOfDecode(Decode_UNDEF);
constant integer n = UInt('0':Zn:'0');
constant integer m = UInt('1':Zm:'0');
constant integer nreg = 2;
constant integer mreg = 2;
constant integer da = UInt(ZAda);
constant boolean sub_op = FALSE;
```

Assembler Symbols

- <ZAda> Is the name of the ZA tile ZA0-ZA3, encoded in the "ZAda" field.
- <Zn> Is the name of the first source scalable vector register, registers in the range Z0-Z15, encoded as "Zn" times 2.
- <Zm1> Is the name of the first scalable vector register of the second source multi-vector group, in the range Z16-Z31, encoded as "Zm" times 2 plus 16.
- <Zm2> Is the name of the second scalable vector register of the second source multi-vector group, in the range Z16-Z31, encoded as "Zm" times 2 plus 17.
- <Zm> Is the name of the second source scalable vector register, registers in the range Z16-Z31, encoded as "Zm" times 2 plus 16.
- <Zn1> Is the name of the first scalable vector register of the first source multi-vector group, in the range Z0-Z15, encoded as "Zn" times 2.
- <Zn2> Is the name of the second scalable vector register of the first source multi-vector group, in the range Z0-Z15, encoded as "Zn" times 2 plus 1.

Operation

```
CheckStreamingSVEAndZAAEnabled();
constant integer VL = CurrentVL;
constant integer hvsize = VL DIV 2;
constant integer dim = hvsize DIV 32;
constant integer tileSize = 4*dim*dim*32;
constant bits(tileSize) op3 = ZAtile[da, 32, tileSize];
bits(tileSize) result;

for outprod = 0 to 3
    constant integer row_hv = outprod DIV 2;
    constant integer col_hv = outprod MOD 2;
    constant integer row_base = row_hv * dim;
    constant integer col_base = col_hv * dim;

    constant bits(VL) op1 = Z[n + (nreg-1)*col_hv, VL];
    constant bits(VL) op2 = Z[m + (mreg-1)*row_hv, VL];

    for row = 0 to dim-1
        for col = 0 to dim-1
            constant integer row_idx = row_base + row;
            constant integer col_idx = col_base + col;
            constant integer tile_idx = row_idx * dim * 2 + col_idx;

            constant bits(32) sum = Elem[op3, tile_idx, 32];

            bits(16) erow_0 = Elem[op1, 2*row_idx + 0, 16];
            bits(16) erow_1 = Elem[op1, 2*row_idx + 1, 16];
            constant bits(16) ecol_0 = Elem[op2, 2*col_idx + 0, 16];
            constant bits(16) ecol_1 = Elem[op2, 2*col_idx + 1, 16];
            if sub_op then
                constant boolean honor_altfp = FALSE;    // Alternate handling ignored
                erow_0 = BFNeg(erow_0, honor_altfp);
                erow_1 = BFNeg(erow_1, honor_altfp);

                Elem[result, tile_idx, 32] = BFDotAdd(sum, erow_0, erow_1, ecol_0, ecol_1, FPCR);
ZAtile[da, 32, tileSize] = result;
```

Internal version only: aarchmrs v2025-03_rel, pseudocode v2025-03_rel ; Build timestamp: 2025-03-21T17:41

Copyright © 2010-2025 Arm Limited or its affiliates. All rights reserved. This document is Non-Confidential.

BFMOP4S (non-widening)

BFloat16 quarter-tile outer products, subtracting

This instruction generates four independent quarter-tile BFloat16 outer products from the sub-matrices in the half-vectors of the one or two first and second source vectors and subtracts the results from the corresponding elements of a 16-bit element ZA tile.

Each of the quarter-tile outer products is generated by multiplying the $SVL_H \div 2 \times 1$ sub-matrix of BFloat16 values held in the half-vectors of the first source vectors by the $1 \times SVL_H \div 2$ sub-matrix of BFloat16 values held in the half-vectors of the second source vectors.

The resulting quarter-tile $SVL_H \div 2 \times SVL_H \div 2$ BFloat16 outer products are destructively subtracted from the destination ZA tile. This is equivalent to performing a single multiply-subtract from each of the destination tile elements.

This instruction follows SME2 ZA-targeting non-widening BFloat16 numerical behaviors.

This instruction is unpredicated.

It has encodings from 4 classes: [Single and multiple vectors](#) , [Single vectors](#) , [Multiple and single vectors](#) and [Multiple vectors](#)

Single and multiple vectors (FEAT_SME_MOP4 && FEAT_SME_B16B16)

31	30	29	28	27	26	25	24	23	22	21	20	19	18	17	16	15	14	13	12	11	10	9	8	7	6	5	4	3	2	1	0	
1	0	0	0	0	0	0	1	0	0	1	1	Zm			0	0	0	0	0	0	0	0	0	Zn			0	1	1	0	0	ZAda
M												N										S										

Encoding

BFMOP4S <ZAda>.H, <Zn>.H, { <Zm1>.H-<Zm2>.H }

Decode for this encoding

```
if !IsFeatureImplemented(FEAT_SME_MOP4) || !IsFeatureImplemented(FEAT_SME_B16B16) then
    EndOfDecode(Decode_UNDEF);
constant integer n = UInt('0':Zn:'0');
constant integer m = UInt('1':Zm:'0');
constant integer nreg = 1;
constant integer mreg = 2;
constant integer da = UInt(ZAda);
constant boolean sub_op = TRUE;
```

Single vectors (FEAT_SME_MOP4 && FEAT_SME_B16B16)

31	30	29	28	27	26	25	24	23	22	21	20	19	18	17	16	15	14	13	12	11	10	9	8	7	6	5	4	3	2	1	0	
1	0	0	0	0	0	0	1	0	0	1	0	Zm			0	0	0	0	0	0	0	0	0	Zn			0	1	1	0	0	ZAda
M												N										S										

Encoding

BFMOP4S <ZAda>.H, <Zn>.H, <Zm>.H

Decode for this encoding

```
if !IsFeatureImplemented(FEAT_SME_MOP4) || !IsFeatureImplemented(FEAT_SME_B16B16) then
    EndOfDecode(Decode_UNDEF);
constant integer n = UInt('0':Zn:'0');
constant integer m = UInt('1':Zm:'0');
constant integer nreg = 1;
constant integer mreg = 1;
constant integer da = UInt(ZAda);
constant boolean sub_op = TRUE;
```

Multiple and single vectors
(FEAT_SME_MOP4 && FEAT_SME_B16B16)

31	30	29	28	27	26	25	24	23	22	21	20	19	18	17	16	15	14	13	12	11	10	9	8	7	6	5	4	3	2	1	0
1	0	0	0	0	0	0	1	0	0	1	0	Zm			0	0	0	0	0	0	0	1	Zn			0	1	1	0	0	ZAda
M												N										S									

Encoding

```
BFMOP4S <ZAda>.H, { <Zn1>.H-<Zn2>.H }, <Zm>.H
```

Decode for this encoding

```
if !IsFeatureImplemented(FEAT_SME_MOP4) || !IsFeatureImplemented(FEAT_SME_B16B16) then
    EndOfDecode(Decode_UNDEF);
constant integer n = UInt('0':Zn:'0');
constant integer m = UInt('1':Zm:'0');
constant integer nreg = 2;
constant integer mreg = 1;
constant integer da = UInt(ZAda);
constant boolean sub_op = TRUE;
```

Multiple vectors
(FEAT_SME_MOP4 && FEAT_SME_B16B16)

31	30	29	28	27	26	25	24	23	22	21	20	19	18	17	16	15	14	13	12	11	10	9	8	7	6	5	4	3	2	1	0
1	0	0	0	0	0	0	1	0	0	1	1	Zm			0	0	0	0	0	0	0	1	Zn			0	1	1	0	0	ZAda
M												N										S									

Encoding

```
BFMOP4S <ZAda>.H, { <Zn1>.H-<Zn2>.H }, { <Zm1>.H-<Zm2>.H }
```

Decode for this encoding

```
if !IsFeatureImplemented(FEAT_SME_MOP4) || !IsFeatureImplemented(FEAT_SME_B16B16) then
    EndOfDecode(Decode_UNDEF);
constant integer n = UInt('0':Zn:'0');
constant integer m = UInt('1':Zm:'0');
constant integer nreg = 2;
constant integer mreg = 2;
constant integer da = UInt(ZAda);
constant boolean sub_op = TRUE;
```

Assembler Symbols

- <ZAda> Is the name of the ZA tile ZA0-ZA1, encoded in the "ZAda" field.
- <Zn> Is the name of the first source scalable vector register, registers in the range Z0-Z15, encoded as "Zn" times 2.
- <Zm1> Is the name of the first scalable vector register of the second source multi-vector group, in the range Z16-Z31, encoded as "Zm" times 2 plus 16.
- <Zm2> Is the name of the second scalable vector register of the second source multi-vector group, in the range Z16-Z31, encoded as "Zm" times 2 plus 17.
- <Zm> Is the name of the second source scalable vector register, registers in the range Z16-Z31, encoded as "Zm" times 2 plus 16.
- <Zn1> Is the name of the first scalable vector register of the first source multi-vector group, in the range Z0-Z15, encoded as "Zn" times 2.
- <Zn2> Is the name of the second scalable vector register of the first source multi-vector group, in the range Z0-Z15, encoded as "Zn" times 2 plus 1.

Operation

```
CheckStreamingSVEAndZAAEnabled();
constant integer VL = CurrentVL;
constant integer hvsize = VL DIV 2;
constant integer dim = hvsize DIV 16;
constant integer tileSize = 4*dim*dim*16;
constant bits(tileSize) op3 = ZAtile[da, 16, tileSize];
bits(tileSize) result;

for outprod = 0 to 3
    constant integer row_hv = outprod DIV 2;
    constant integer col_hv = outprod MOD 2;
    constant integer row_base = row_hv * dim;
    constant integer col_base = col_hv * dim;

    constant bits(VL) op1 = Z[n + (nreg-1)*col_hv, VL];
    constant bits(VL) op2 = Z[m + (mreg-1)*row_hv, VL];

    for row = 0 to dim-1
        for col = 0 to dim-1
            constant integer row_idx = row_base + row;
            constant integer col_idx = col_base + col;
            constant integer tile_idx = row_idx * dim * 2 + col_idx;

            bits(16) elem1 = Elem[op1, row_idx, 16];
            constant bits(16) elem2 = Elem[op2, col_idx, 16];
            constant bits(16) elem3 = Elem[op3, tile_idx, 16];

            if sub_op then
                constant boolean honor_alttp = FALSE; // Alternate handling ignored
                elem1 = BFNeg(elem1, honor_alttp);
                Elem[result, tile_idx, 16] = BFMulAdd\_ZA(elem3, elem1, elem2, FPCR);
ZAtile[da, 16, tileSize] = result;
```

Internal version only: aarchmrs v2025-03_rel, pseudocode v2025-03_rel ; Build timestamp: 2025-03-21T17:41

Copyright © 2010-2025 Arm Limited or its affiliates. All rights reserved. This document is Non-Confidential.

BFMOP4S (widening)

BFloat16 quarter-tile sums of two outer products, subtracting

This instruction generates four independent quarter-tile BFloat16 sums of outer products from the sub-matrices in the half-vectors of the one or two first and second source vectors and subtracts the results from the corresponding elements of a 32-bit element ZA tile.

Each of the quarter-tile sums of outer products is generated by multiplying the $SVL_S \div 2 \times 2$ sub-matrix of BFloat16 values held in the half-vectors of the first source vectors by the $2 \times SVL_S \div 2$ sub-matrix of BFloat16 values held in the half-vectors of the second source vectors. Each 32-bit container of the first source vectors holds 2 elements of each row of a $SVL_S \div 2 \times 2$ sub-matrix. Similarly, each 32-bit container of the second source vectors holds 2 elements of each column of a $2 \times SVL_S \div 2$ sub-matrix.

The instruction widens the sub-matrices of BFloat16 values held in the first source vectors to single-precision values and multiplies them by the corresponding widened sub-matrices of BFloat16 values in the second source vectors to single-precision values. The resulting quarter-tile $SVL_S \div 2 \times SVL_S \div 2$ single-precision sums of outer products are then destructively subtracted from the single-precision destination tile. This is equivalent to performing a 2-way dot product and subtract from each of the destination tile elements.

This instruction follows SME BFloat16 numerical behaviors.

This instruction is unpredicated.

It has encodings from 4 classes: [Single and multiple vectors](#) , [Single vectors](#) , [Multiple and single vectors](#) and [Multiple vectors](#)

Single and multiple vectors

(FEAT_SME_MOP4)

31	30	29	28	27	26	25	24	23	22	21	20	19	18	17	16	15	14	13	12	11	10	9	8	7	6	5	4	3	2	1	0
1	0	0	0	0	0	0	1	0	0	0	1	Zm			0	0	0	0	0	0	0	0	0	Zn			0	1	0	0	ZAda
M												N										S									

Encoding

BFMOP4S <ZAda>.S, <Zn>.H, { <Zm1>.H-<Zm2>.H }

Decode for this encoding

```
if !IsFeatureImplemented(FEAT_SME_MOP4) then EndOfDecode(Decode_UNDEF);
constant integer n = UInt('0':Zn:'0');
constant integer m = UInt('1':Zm:'0');
constant integer nreg = 1;
constant integer mreg = 2;
constant integer da = UInt(ZAda);
constant boolean sub_op = TRUE;
```

Single vectors

(FEAT_SME_MOP4)

31	30	29	28	27	26	25	24	23	22	21	20	19	18	17	16	15	14	13	12	11	10	9	8	7	6	5	4	3	2	1	0
1	0	0	0	0	0	0	1	0	0	0	0	Zm			0	0	0	0	0	0	0	0	Zn			0	1	0	0	ZAda	
M												N										S									

Encoding

BFMOP4S <ZAda>.S, <Zn>.H, <Zm>.H

Decode for this encoding

```
if !IsFeatureImplemented(FEAT_SME_MOP4) then EndOfDecode(Decode_UNDEF);
constant integer n = UInt('0':Zn:'0');
constant integer m = UInt('1':Zm:'0');
constant integer nreg = 1;
constant integer mreg = 1;
constant integer da = UInt(ZAda);
constant boolean sub_op = TRUE;
```

Multiple and single vectors
(FEAT_SME_MOP4)

31	30	29	28	27	26	25	24	23	22	21	20	19	18	17	16	15	14	13	12	11	10	9	8	7	6	5	4	3	2	1	0
1	0	0	0	0	0	0	1	0	0	0	0	Zm			0	0	0	0	0	0	0	1	Zn			0	1	0	0	ZAda	
M												N										S									

Encoding

```
BFMOP4S <ZAda>.S, { <Zn1>.H-<Zn2>.H }, <Zm>.H
```

Decode for this encoding

```
if !IsFeatureImplemented(FEAT_SME_MOP4) then EndOfDecode(Decode_UNDEF);
constant integer n = UInt('0':Zn:'0');
constant integer m = UInt('1':Zm:'0');
constant integer nreg = 2;
constant integer mreg = 1;
constant integer da = UInt(ZAda);
constant boolean sub_op = TRUE;
```

Multiple vectors
(FEAT_SME_MOP4)

31	30	29	28	27	26	25	24	23	22	21	20	19	18	17	16	15	14	13	12	11	10	9	8	7	6	5	4	3	2	1	0
1	0	0	0	0	0	0	1	0	0	0	1	Zm			0	0	0	0	0	0	0	1	Zn			0	1	0	0	ZAda	
M												N										S									

Encoding

```
BFMOP4S <ZAda>.S, { <Zn1>.H-<Zn2>.H }, { <Zm1>.H-<Zm2>.H }
```

Decode for this encoding

```
if !IsFeatureImplemented(FEAT_SME_MOP4) then EndOfDecode(Decode_UNDEF);
constant integer n = UInt('0':Zn:'0');
constant integer m = UInt('1':Zm:'0');
constant integer nreg = 2;
constant integer mreg = 2;
constant integer da = UInt(ZAda);
constant boolean sub_op = TRUE;
```

Assembler Symbols

- <ZAda> Is the name of the ZA tile ZA0-ZA3, encoded in the "ZAda" field.
- <Zn> Is the name of the first source scalable vector register, registers in the range Z0-Z15, encoded as "Zn" times 2.
- <Zm1> Is the name of the first scalable vector register of the second source multi-vector group, in the range Z16-Z31, encoded as "Zm" times 2 plus 16.
- <Zm2> Is the name of the second scalable vector register of the second source multi-vector group, in the range Z16-Z31, encoded as "Zm" times 2 plus 17.
- <Zm> Is the name of the second source scalable vector register, registers in the range Z16-Z31, encoded as "Zm" times 2 plus 16.
- <Zn1> Is the name of the first scalable vector register of the first source multi-vector group, in the range Z0-Z15, encoded as "Zn" times 2.
- <Zn2> Is the name of the second scalable vector register of the first source multi-vector group, in the range Z0-Z15, encoded as "Zn" times 2 plus 1.

Operation

```
CheckStreamingSVEAndZAEEnabled();
constant integer VL = CurrentVL;
constant integer hvsize = VL DIV 2;
constant integer dim = hvsize DIV 32;
constant integer tileSize = 4*dim*dim*32;
constant bits(tileSize) op3 = ZAtile[da, 32, tileSize];
bits(tileSize) result;

for outprod = 0 to 3
    constant integer row_hv = outprod DIV 2;
    constant integer col_hv = outprod MOD 2;
    constant integer row_base = row_hv * dim;
    constant integer col_base = col_hv * dim;

    constant bits(VL) op1 = Z[n + (nreg-1)*col_hv, VL];
    constant bits(VL) op2 = Z[m + (mreg-1)*row_hv, VL];

    for row = 0 to dim-1
        for col = 0 to dim-1
            constant integer row_idx = row_base + row;
            constant integer col_idx = col_base + col;
            constant integer tile_idx = row_idx * dim * 2 + col_idx;

            constant bits(32) sum = Elem[op3, tile_idx, 32];

            bits(16) erow_0 = Elem[op1, 2*row_idx + 0, 16];
            bits(16) erow_1 = Elem[op1, 2*row_idx + 1, 16];
            constant bits(16) ecol_0 = Elem[op2, 2*col_idx + 0, 16];
            constant bits(16) ecol_1 = Elem[op2, 2*col_idx + 1, 16];
            if sub_op then
                constant boolean honor_altfp = FALSE;    // Alternate handling ignored
                erow_0 = BFNeg(erow_0, honor_altfp);
                erow_1 = BFNeg(erow_1, honor_altfp);

                Elem[result, tile_idx, 32] = BFDotAdd(sum, erow_0, erow_1, ecol_0, ecol_1, FPCR);
ZAtile[da, 32, tileSize] = result;
```

Internal version only: aarchmrs v2025-03_rel, pseudocode v2025-03_rel ; Build timestamp: 2025-03-21T17:41

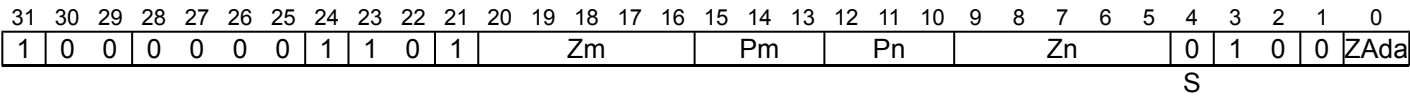
Copyright © 2010-2025 Arm Limited or its affiliates. All rights reserved. This document is Non-Confidential.

BFMOPA (non-widening)

BFloat16 outer product and accumulate

This instruction works with a 16-bit element ZA tile.
This instruction generates an outer product of the first source vector and the second source vector. The first source is $SVL_H \times 1$ vector and the second source is $1 \times SVL_H$ vector.
Each source vector is independently predicated by a corresponding governing predicate. When either source vector element is Inactive the corresponding destination tile element remains unmodified.
The resulting outer product, $SVL_H \times SVL_H$, is then destructively added to the destination tile. This is equivalent to performing a single multiply-accumulate to each of the destination tile elements.
This instruction follows SME2 ZA-targeting non-widening BFloat16 numerical behaviors.
ID_AA64SMFR0_EL1.B16B16 indicates whether this instruction is implemented.

SME2
(FEAT_SME_B16B16)



Encoding

BFMOPA <ZAda>.H, <Pn>/M, <Pm>/M, <Zn>.H, <Zm>.H

Decode for this encoding

```
if !IsFeatureImplemented(FEAT_SME_B16B16) then EndOfDecode(Decode_UNDEF);
constant integer a = UInt(Pn);
constant integer b = UInt(Pm);
constant integer n = UInt(Zn);
constant integer m = UInt(Zm);
constant integer da = UInt(ZAda);
```

Assembler Symbols

- <ZAda> Is the name of the ZA tile ZA0-ZA1, encoded in the "ZAda" field.
- <Pn> Is the name of the first governing scalable predicate register P0-P7, encoded in the "Pn" field.
- <Pm> Is the name of the second governing scalable predicate register P0-P7, encoded in the "Pm" field.
- <Zn> Is the name of the first source scalable vector register, encoded in the "Zn" field.
- <Zm> Is the name of the second source scalable vector register, encoded in the "Zm" field.

Operation

```
CheckStreamingSVEAndZAAEnabled();
constant integer VL = CurrentVL;
constant integer PL = VL DIV 8;
constant integer dim = VL DIV 16;
constant bits(PL) mask1 = P[a, PL];
constant bits(PL) mask2 = P[b, PL];
constant bits(VL) op1 = Z[n, VL];
constant bits(VL) op2 = Z[m, VL];
constant bits(dim*dim*16) op3 = ZAtile[da, 16, dim*dim*16];
bits(dim*dim*16) result;

for row = 0 to dim-1
  for col = 0 to dim-1
    constant bits(16) elem2 = Elem[op2, col, 16];
    constant bits(16) elem3 = Elem[op3, row*dim+col, 16];

    if ActivePredicateElement(mask1, row, 16) && ActivePredicateElement(mask2, col, 16) then
      constant bits(16) elem1 = Elem[op1, row, 16];
      Elem[result, row*dim+col, 16] = BFMulAdd\_ZA(elem3, elem1, elem2, FPCR);
    else
      Elem[result, row*dim+col, 16] = elem3;

ZAtile[da, 16, dim*dim*16] = result;
```

Internal version only: aarchmrs v2025-03_rel, pseudocode v2025-03_rel ; Build timestamp: 2025-03-21T17:41

Copyright © 2010-2025 Arm Limited or its affiliates. All rights reserved. This document is Non-Confidential.

BFMOPA (widening)

BFloat16 sum of outer products and accumulate

This instruction works with a 32-bit element ZA tile.

This instruction multiplies the SVLS×2 sub-matrix of BFloat16 values held in the first source vector by the 2×SVLS sub-matrix of BFloat16 values in the second source vector.

Each source vector is independently predicated by a corresponding governing predicate. When a 16-bit source element is Inactive it is treated as having the value +0.0, but if both pairs of source vector elements that correspond to a 32-bit destination element contain Inactive elements, then the destination element remains unmodified.

The resulting SVLS×SVLS single-precision sum of outer products is then destructively added to the single-precision destination tile. This is equivalent to performing a 2-way dot product and accumulate to each of the destination tile elements.

Each 32-bit container of the first source vector holds 2 consecutive column elements of each row of a SVLS×2 sub-matrix. Similarly, each 32-bit container of the second source vector holds 2 consecutive row elements of each column of a 2×SVLS sub-matrix.

This instruction follows SME BFloat16 numerical behaviors.

SME
(FEAT_SME)

31	30	29	28	27	26	25	24	23	22	21	20	19	18	17	16	15	14	13	12	11	10	9	8	7	6	5	4	3	2	1	0
1	0	0	0	0	0	0	1	1	0	0	Zm				Pm			Pn			Zn				0	0	0	ZAda			
																											S				

Encoding

BFMOPA <ZAda>.S, <Pn>/M, <Pm>/M, <Zn>.H, <Zm>.H

Decode for this encoding

```
if !IsFeatureImplemented(FEAT_SME) then EndOfDecode(Decode_UNDEF);
constant integer a = UInt(Pn);
constant integer b = UInt(Pm);
constant integer n = UInt(Zn);
constant integer m = UInt(Zm);
constant integer da = UInt(ZAda);
```

Assembler Symbols

- <ZAda> Is the name of the ZA tile ZA0-ZA3, encoded in the "ZAda" field.
- <Pn> Is the name of the first governing scalable predicate register P0-P7, encoded in the "Pn" field.
- <Pm> Is the name of the second governing scalable predicate register P0-P7, encoded in the "Pm" field.
- <Zn> Is the name of the first source scalable vector register, encoded in the "Zn" field.
- <Zm> Is the name of the second source scalable vector register, encoded in the "Zm" field.

Operation

```
CheckStreamingSVEAndZAAEnabled();
constant integer VL = CurrentVL;
constant integer PL = VL DIV 8;
constant integer dim = VL DIV 32;
constant bits(PL) mask1 = P[a, PL];
constant bits(PL) mask2 = P[b, PL];
constant bits(VL) operand1 = Z[n, VL];
constant bits(VL) operand2 = Z[m, VL];
constant bits(dim*dim*32) operand3 = ZAtile[da, 32, dim*dim*32];
bits(dim*dim*32) result;

for row = 0 to dim-1
  for col = 0 to dim-1
    // determine row/col predicates
    constant boolean prow_0 = (ActivePredicateElement(mask1, 2*row + 0, 16));
    constant boolean prow_1 = (ActivePredicateElement(mask1, 2*row + 1, 16));
    constant boolean pcol_0 = (ActivePredicateElement(mask2, 2*col + 0, 16));
    constant boolean pcol_1 = (ActivePredicateElement(mask2, 2*col + 1, 16));

    bits(32) sum = Elem[operand3, row*dim+col, 32];
    if (prow_0 && pcol_0) || (prow_1 && pcol_1) then
      constant bits(16) erow_0 = (if prow_0 then Elem[operand1, 2*row + 0, 16]
                                   else FPZero('0', 16));
      constant bits(16) erow_1 = (if prow_1 then Elem[operand1, 2*row + 1, 16]
                                   else FPZero('0', 16));
      constant bits(16) ecol_0 = (if pcol_0 then Elem[operand2, 2*col + 0, 16]
                                   else FPZero('0', 16));
      constant bits(16) ecol_1 = (if pcol_1 then Elem[operand2, 2*col + 1, 16]
                                   else FPZero('0', 16));
      sum = BFDotAdd(sum, erow_0, erow_1, ecol_0, ecol_1, FPCR);

    Elem[result, row*dim+col, 32] = sum;

ZAtile[da, 32, dim*dim*32] = result;
```

Internal version only: aarchmrs v2025-03_rel, pseudocode v2025-03_rel ; Build timestamp: 2025-03-21T17:41

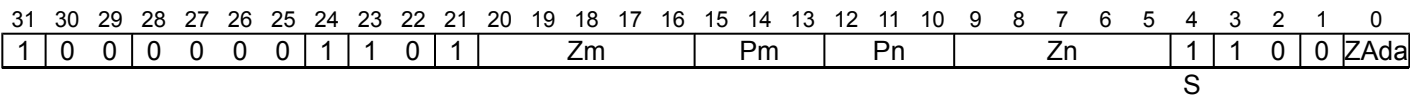
Copyright © 2010-2025 Arm Limited or its affiliates. All rights reserved. This document is Non-Confidential.

BFMOPS (non-widening)

BFloat16 outer product and subtract

This instruction works with a 16-bit element ZA tile.
This instruction generates an outer product of the first source vector and the second source vector. The first source is $SVL_H \times 1$ vector and the second source is $1 \times SVL_H$ vector.
Each source vector is independently predicated by a corresponding governing predicate. When either source vector element is Inactive the corresponding destination tile element remains unmodified.
The resulting outer product, $SVL_H \times SVL_H$, is then destructively subtracted from the destination tile. This is equivalent to performing a single multiply-subtract from each of the destination tile elements.
This instruction follows SME2 ZA-targeting non-widening BFloat16 numerical behaviors.
ID_AA64SMFR0_EL1.B16B16 indicates whether this instruction is implemented.

SME2
(FEAT_SME_B16B16)



Encoding

BFMOPS <ZAda>.H, <Pn>/M, <Pm>/M, <Zn>.H, <Zm>.H

Decode for this encoding

```
if !IsFeatureImplemented(FEAT_SME_B16B16) then EndOfDecode(Decode_UNDEF);
constant integer a = UInt(Pn);
constant integer b = UInt(Pm);
constant integer n = UInt(Zn);
constant integer m = UInt(Zm);
constant integer da = UInt(ZAda);
```

Assembler Symbols

- <ZAda> Is the name of the ZA tile ZA0-ZA1, encoded in the "ZAda" field.
- <Pn> Is the name of the first governing scalable predicate register P0-P7, encoded in the "Pn" field.
- <Pm> Is the name of the second governing scalable predicate register P0-P7, encoded in the "Pm" field.
- <Zn> Is the name of the first source scalable vector register, encoded in the "Zn" field.
- <Zm> Is the name of the second source scalable vector register, encoded in the "Zm" field.

Operation

```
CheckStreamingSVEAndZAAEnabled();
constant integer VL = CurrentVL;
constant integer PL = VL DIV 8;
constant integer dim = VL DIV 16;
constant bits(PL) mask1 = P[a, PL];
constant bits(PL) mask2 = P[b, PL];
constant bits(VL) op1 = Z[n, VL];
constant bits(VL) op2 = Z[m, VL];
constant bits(dim*dim*16) op3 = ZAtile[da, 16, dim*dim*16];
bits(dim*dim*16) result;

for row = 0 to dim-1
  for col = 0 to dim-1
    constant bits(16) elem2 = Elem[op2, col, 16];
    constant bits(16) elem3 = Elem[op3, row*dim+col, 16];

    if ActivePredicateElement(mask1, row, 16) && ActivePredicateElement(mask2, col, 16) then
      constant bits(16) elem1 = BFNeg(Elem[op1, row, 16]);
      Elem[result, row*dim+col, 16] = BFMulAdd\_ZA(elem3, elem1, elem2, FPCR);
    else
      Elem[result, row*dim+col, 16] = elem3;

ZAtile[da, 16, dim*dim*16] = result;
```

Internal version only: aarchmrs v2025-03_rel, pseudocode v2025-03_rel ; Build timestamp: 2025-03-21T17:41

Copyright © 2010-2025 Arm Limited or its affiliates. All rights reserved. This document is Non-Confidential.

BFMOPS (widening)

BFloat16 sum of outer products and subtract

This instruction works with a 32-bit element ZA tile.

This instruction multiplies the SVLS×2 sub-matrix of BFloat16 values held in the first source vector by the 2×SVLS sub-matrix of BFloat16 values in the second source vector.

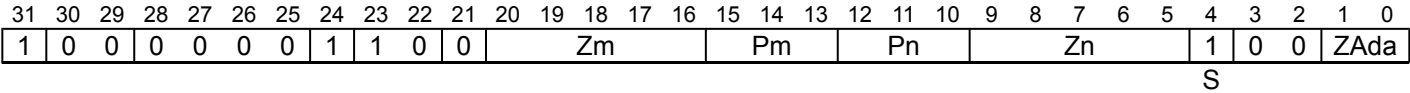
Each source vector is independently predicated by a corresponding governing predicate. When a 16-bit source element is Inactive it is treated as having the value +0.0, but if both pairs of source vector elements that correspond to a 32-bit destination element contain Inactive elements, then the destination element remains unmodified.

The resulting SVLS×SVLS single-precision sum of outer products is then destructively subtracted from the single-precision destination tile. This is equivalent to performing a 2-way dot product and subtract from each of the destination tile elements.

Each 32-bit container of the first source vector holds 2 consecutive column elements of each row of a SVLS×2 sub-matrix. Similarly, each 32-bit container of the second source vector holds 2 consecutive row elements of each column of a 2×SVLS sub-matrix.

This instruction follows SME BFloat16 numerical behaviors.

SME
(FEAT_SME)



Encoding

BFMOPS <ZAda>.S, <Pn>/M, <Pm>/M, <Zn>.H, <Zm>.H

Decode for this encoding

```
if !IsFeatureImplemented(FEAT_SME) then EndOfDecode(Decode_UNDEF);
constant integer a = UInt(Pn);
constant integer b = UInt(Pm);
constant integer n = UInt(Zn);
constant integer m = UInt(Zm);
constant integer da = UInt(ZAda);
```

Assembler Symbols

- <ZAda> Is the name of the ZA tile ZA0-ZA3, encoded in the "ZAda" field.
- <Pn> Is the name of the first governing scalable predicate register P0-P7, encoded in the "Pn" field.
- <Pm> Is the name of the second governing scalable predicate register P0-P7, encoded in the "Pm" field.
- <Zn> Is the name of the first source scalable vector register, encoded in the "Zn" field.
- <Zm> Is the name of the second source scalable vector register, encoded in the "Zm" field.

Operation

```
CheckStreamingSVEAndZAEnabled();
constant integer VL = CurrentVL;
constant integer PL = VL DIV 8;
constant integer dim = VL DIV 32;
constant bits(PL) mask1 = P[a, PL];
constant bits(PL) mask2 = P[b, PL];
constant bits(VL) operand1 = Z[n, VL];
constant bits(VL) operand2 = Z[m, VL];
constant bits(dim*dim*32) operand3 = ZAtile[da, 32, dim*dim*32];
bits(dim*dim*32) result;

for row = 0 to dim-1
  for col = 0 to dim-1
    // determine row/col predicates
    constant boolean prow_0 = (ActivePredicateElement(mask1, 2*row + 0, 16));
    constant boolean prow_1 = (ActivePredicateElement(mask1, 2*row + 1, 16));
    constant boolean pcol_0 = (ActivePredicateElement(mask2, 2*col + 0, 16));
    constant boolean pcol_1 = (ActivePredicateElement(mask2, 2*col + 1, 16));

    bits(32) sum = Elem[operand3, row*dim+col, 32];
    if (prow_0 && pcol_0) || (prow_1 && pcol_1) then
      bits(16) erow_0 = (if prow_0 then Elem[operand1, 2*row + 0, 16] else FPZero('0', 16));
      bits(16) erow_1 = (if prow_1 then Elem[operand1, 2*row + 1, 16] else FPZero('0', 16));
      constant bits(16) ecol_0 = (if pcol_0 then Elem[operand2, 2*col + 0, 16]
                                else FPZero('0', 16));
      constant bits(16) ecol_1 = (if pcol_1 then Elem[operand2, 2*col + 1, 16]
                                else FPZero('0', 16));
      constant boolean honor_altfp = FALSE; // Alternate handling ignored
      if prow_0 then erow_0 = BFNeg(erow_0, honor_altfp);
      if prow_1 then erow_1 = BFNeg(erow_1, honor_altfp);
      sum = BFDotAdd(sum, erow_0, erow_1, ecol_0, ecol_1, FPCR);

    Elem[result, row*dim+col, 32] = sum;

ZAtile[da, 32, dim*dim*32] = result;
```

Internal version only: aarchmrs v2025-03_rel, pseudocode v2025-03_rel ; Build timestamp: 2025-03-21T17:41

Copyright © 2010-2025 Arm Limited or its affiliates. All rights reserved. This document is Non-Confidential.

BFMUL (multiple and single vector)

Multi-vector BFloat16 multiply by vector

This instruction multiplies all the BFloat16 elements of the two or four first source vectors with the corresponding elements of the second source vector and places the results in the corresponding elements of the two or four destination vectors.

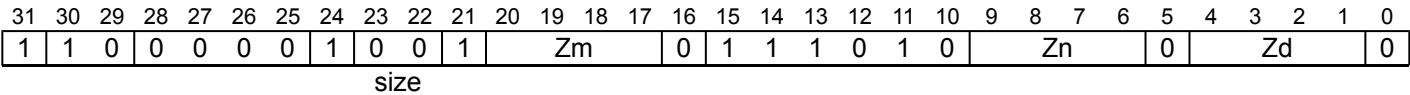
This instruction follows SME2 non-widening BFloat16 numerical behaviors corresponding to instructions that place their results in two or four SVE Z vectors.

This instruction is unpredicated.

It has encodings from 2 classes: [Two registers](#) and [Four registers](#)

Two registers

(FEAT_SME2 && FEAT_SVE_BFSCALE)



Encoding

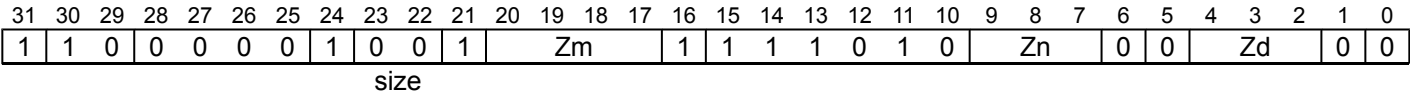
BFMUL { <Zd1>.H-<Zd2>.H }, { <Zn1>.H-<Zn2>.H }, <Zm>.H

Decode for this encoding

```
if !IsFeatureImplemented(FEAT_SME2) || !IsFeatureImplemented(FEAT_SVE_BFSCALE) then
    EndOfDecode(Decode_UNDEF);
constant integer d = UInt(Zd:'0');
constant integer n = UInt(Zn:'0');
constant integer m = UInt('0':Zm);
constant integer nreg = 2;
```

Four registers

(FEAT_SME2 && FEAT_SVE_BFSCALE)



Encoding

BFMUL { <Zd1>.H-<Zd4>.H }, { <Zn1>.H-<Zn4>.H }, <Zm>.H

Decode for this encoding

```
if !IsFeatureImplemented(FEAT_SME2) || !IsFeatureImplemented(FEAT_SVE_BFSCALE) then
    EndOfDecode(Decode_UNDEF);
constant integer d = UInt(Zd:'00');
constant integer n = UInt(Zn:'00');
constant integer m = UInt('0':Zm);
constant integer nreg = 4;
```

Assembler Symbols

- <Zd1>
- For the "Two registers" variant: is the name of the first scalable vector register of the destination multi-vector group, encoded as "Zd" times 2.
- For the "Four registers" variant: is the name of the first scalable vector register of the destination multi-vector group, encoded as "Zd" times 4.
- <Zd2>
- Is the name of the second scalable vector register of the destination multi-vector group, encoded as "Zd" times 2 plus 1.

<Zn1>	For the "Two registers" variant: is the name of the first scalable vector register of the first source multi-vector group, encoded as "Zn" times 2. For the "Four registers" variant: is the name of the first scalable vector register of the first source multi-vector group, encoded as "Zn" times 4.
<Zn2>	Is the name of the second scalable vector register of the first source multi-vector group, encoded as "Zn" times 2 plus 1.
<Zm>	Is the name of the second source scalable vector register Z0-Z15, encoded in the "Zm" field.
<Zd4>	Is the name of the fourth scalable vector register of the destination multi-vector group, encoded as "Zd" times 4 plus 3.
<Zn4>	Is the name of the fourth scalable vector register of the first source multi-vector group, encoded as "Zn" times 4 plus 3.

Operation

```

CheckStreamingSVEEnabled();
constant integer VL = CurrentVL;
constant integer elements = VL DIV 16;
array [0..3] of bits(VL) results;

for r = 0 to nreg-1
    constant bits(VL) operand1 = Z[n+r, VL];
    constant bits(VL) operand2 = Z[m, VL];
    for e = 0 to elements-1
        constant bits(16) element1 = Elem[operand1, e, 16];
        constant bits(16) element2 = Elem[operand2, e, 16];
        Elem[results[r], e, 16] = BFMul(element1, element2, FPCR);

for r = 0 to nreg-1
    Z[d+r, VL] = results[r];

```

Internal version only: aarchmrs v2025-03_rel, pseudocode v2025-03_rel ; Build timestamp: 2025-03-21T17:41

Copyright © 2010-2025 Arm Limited or its affiliates. All rights reserved. This document is Non-Confidential.

BFMUL (multiple vectors)

Multi-vector BFloat16 multiply

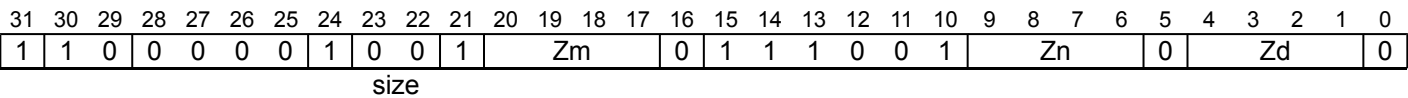
This instruction multiplies all the BFloat16 elements of the two or four first source vectors with the corresponding elements of the two or four second source vectors and places the results in the corresponding elements of the two or four destination vectors.
This instruction follows SME2 non-widening BFloat16 numerical behaviors corresponding to instructions that place their results in two or four SVE Z vectors.

This instruction is unpredicated.

It has encodings from 2 classes: [Two registers](#) and [Four registers](#)

Two registers

(FEAT_SME2 && FEAT_SVE_BFSCALE)



Encoding

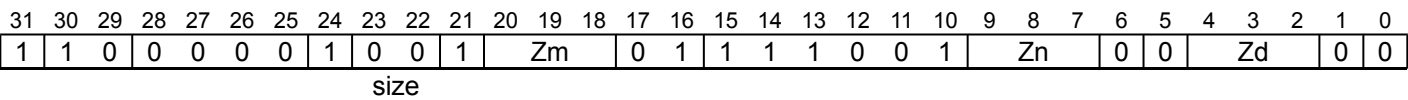
BFMUL { <Zd1>.H-<Zd2>.H }, { <Zn1>.H-<Zn2>.H }, { <Zm1>.H-<Zm2>.H }

Decode for this encoding

```
if !IsFeatureImplemented(FEAT_SME2) || !IsFeatureImplemented(FEAT_SVE_BFSCALE) then
    EndOfDecode(Decode_UNDEF);
constant integer d = UInt(Zd:'0');
constant integer n = UInt(Zn:'0');
constant integer m = UInt(Zm:'0');
constant integer nreg = 2;
```

Four registers

(FEAT_SME2 && FEAT_SVE_BFSCALE)



Encoding

BFMUL { <Zd1>.H-<Zd4>.H }, { <Zn1>.H-<Zn4>.H }, { <Zm1>.H-<Zm4>.H }

Decode for this encoding

```
if !IsFeatureImplemented(FEAT_SME2) || !IsFeatureImplemented(FEAT_SVE_BFSCALE) then
    EndOfDecode(Decode_UNDEF);
constant integer d = UInt(Zd:'00');
constant integer n = UInt(Zn:'00');
constant integer m = UInt(Zm:'00');
constant integer nreg = 4;
```

Assembler Symbols

- <Zd1>
- For the "Two registers" variant: is the name of the first scalable vector register of the destination multi-vector group, encoded as "Zd" times 2.

For the "Four registers" variant: is the name of the first scalable vector register of the destination multi-vector group, encoded as "Zd" times 4.
- <Zd2>
- Is the name of the second scalable vector register of the destination multi-vector group, encoded as "Zd" times 2 plus 1.

<Zn1>	For the "Two registers" variant: is the name of the first scalable vector register of the first source multi-vector group, encoded as "Zn" times 2. For the "Four registers" variant: is the name of the first scalable vector register of the first source multi-vector group, encoded as "Zn" times 4.
<Zn2>	Is the name of the second scalable vector register of the first source multi-vector group, encoded as "Zn" times 2 plus 1.
<Zm1>	For the "Two registers" variant: is the name of the first scalable vector register of the second source multi-vector group, encoded as "Zm" times 2. For the "Four registers" variant: is the name of the first scalable vector register of the second source multi-vector group, encoded as "Zm" times 4.
<Zm2>	Is the name of the second scalable vector register of the second source multi-vector group, encoded as "Zm" times 2 plus 1.
<Zd4>	Is the name of the fourth scalable vector register of the destination multi-vector group, encoded as "Zd" times 4 plus 3.
<Zn4>	Is the name of the fourth scalable vector register of the first source multi-vector group, encoded as "Zn" times 4 plus 3.
<Zm4>	Is the name of the fourth scalable vector register of the second source multi-vector group, encoded as "Zm" times 4 plus 3.

Operation

```

CheckStreamingSVEEnabled();
constant integer VL = CurrentVL;
constant integer elements = VL DIV 16;
array [0..3] of bits(VL) results;

for r = 0 to nreg-1
    constant bits(VL) operand1 = Z[n+r, VL];
    constant bits(VL) operand2 = Z[m+r, VL];
    for e = 0 to elements-1
        constant bits(16) element1 = Elem[operand1, e, 16];
        constant bits(16) element2 = Elem[operand2, e, 16];
        Elem[results[r], e, 16] = BFMul(element1, element2, FPCR);

for r = 0 to nreg-1
    Z[d+r, VL] = results[r];

```

Internal version only: aarchmrs v2025-03_rel, pseudocode v2025-03_rel ; Build timestamp: 2025-03-21T17:41

Copyright © 2010-2025 Arm Limited or its affiliates. All rights reserved. This document is Non-Confidential.

BFSCALE (multiple and single vector)

Multi-vector BFloat16 adjust exponent by vector

This instruction multiplies the BFloat16 elements of the two or four first source vectors by 2.0 to the power of the signed integer values in the corresponding elements of the second source vector and destructively places the results in the corresponding elements of the two or four first source vectors.

This instruction follows SME2 non-widening BFloat16 numerical behaviors corresponding to instructions that place their results in two or four SVE Z vectors.

This instruction is unpredicated.

It has encodings from 2 classes: [Two registers](#) and [Four registers](#)

Two registers (FEAT_SME2 && FEAT_SVE_BFSCALE)

31	30	29	28	27	26	25	24	23	22	21	20	19	18	17	16	15	14	13	12	11	10	9	8	7	6	5	4	3	2	1	0
1	1	0	0	0	0	0	1	0	0	1	0	Zm				1	0	1	0	0	0	0	1	1	0	0	Zdn				0
size																op															

Encoding

BFSCALE { <Zdn1>.H-<Zdn2>.H }, { <Zdn1>.H-<Zdn2>.H }, <Zm>.H

Decode for this encoding

```
if !IsFeatureImplemented(FEAT_SME2) || !IsFeatureImplemented(FEAT_SVE_BFSCALE) then
    EndOfDecode (Decode_UNDEF);
constant integer dn = UInt(Zdn:'0');
constant integer m = UInt('0':Zm);
constant integer nreg = 2;
```

Four registers (FEAT_SME2 && FEAT_SVE_BFSCALE)

31	30	29	28	27	26	25	24	23	22	21	20	19	18	17	16	15	14	13	12	11	10	9	8	7	6	5	4	3	2	1	0	
1	1	0	0	0	0	0	1	0	0	1	0	Zm				1	0	1	0	1	0	0	1	1	0	0	Zdn				0	0
size																op																

Encoding

BFSCALE { <Zdn1>.H-<Zdn4>.H }, { <Zdn1>.H-<Zdn4>.H }, <Zm>.H

Decode for this encoding

```
if !IsFeatureImplemented(FEAT_SME2) || !IsFeatureImplemented(FEAT_SVE_BFSCALE) then
    EndOfDecode (Decode_UNDEF);
constant integer dn = UInt(Zdn:'00');
constant integer m = UInt('0':Zm);
constant integer nreg = 4;
```

Assembler Symbols

- <Zdn1> For the "Two registers" variant: is the name of the first scalable vector register of the destination and first source multi-vector group, encoded as "Zdn" times 2.

For the "Four registers" variant: is the name of the first scalable vector register of the destination and first source multi-vector group, encoded as "Zdn" times 4.
- <Zdn2> Is the name of the second scalable vector register of the destination and first source multi-vector group, encoded as "Zdn" times 2 plus 1.

<Zm>	Is the name of the second source scalable vector register Z0-Z15, encoded in the "Zm" field.
<Zdn4>	Is the name of the fourth scalable vector register of the destination and first source multi-vector group, encoded as "Zdn" times 4 plus 3.

Operation

```

CheckStreamingSVEEnabled();
constant integer VL = CurrentVL;
constant integer elements = VL DIV 16;
array [0..3] of bits(VL) results;

for r = 0 to nreg-1
    constant bits(VL) operand1 = Z[dn+r, VL];
    constant bits(VL) operand2 = Z[m, VL];
    for e = 0 to elements-1
        constant bits(16) element1 = Elem[operand1, e, 16];
        constant integer element2 = SInt(Elem[operand2, e, 16]);
        Elem[results[r], e, 16] = BFScale(element1, element2, FPCR);

for r = 0 to nreg-1
    Z[dn+r, VL] = results[r];

```

Internal version only: aarchmrs v2025-03_rel, pseudocode v2025-03_rel ; Build timestamp: 2025-03-21T17:41

Copyright © 2010-2025 Arm Limited or its affiliates. All rights reserved. This document is Non-Confidential.

BFSCALE (multiple vectors)

Multi-vector BFloat16 adjust exponent

This instruction multiplies the BFloat16 elements of the two or four first source vectors by 2.0 to the power of the signed integer values in the corresponding elements of the two or four second source vectors and destructively places the results in the corresponding elements of the two or four first source vectors.

This instruction follows SME2 non-widening BFloat16 numerical behaviors corresponding to instructions that place their results in two or four SVE Z vectors.

This instruction is unpredicated.

It has encodings from 2 classes: [Two registers](#) and [Four registers](#)

Two registers

(FEAT_SME2 && FEAT_SVE_BFSCALE)

31	30	29	28	27	26	25	24	23	22	21	20	19	18	17	16	15	14	13	12	11	10	9	8	7	6	5	4	3	2	1	0
1	1	0	0	0	0	0	1	0	0	1	Zm				0	1	0	1	1	0	0	0	1	1	0	0	Zdn				0
size												opc												o2							

Encoding

BFSCALE { <Zdn1>.H-<Zdn2>.H }, { <Zdn1>.H-<Zdn2>.H }, { <Zm1>.H-<Zm2>.H }

Decode for this encoding

```
if !IsFeatureImplemented(FEAT_SME2) || !IsFeatureImplemented(FEAT_SVE_BFSCALE) then
    EndOfDecode(Decode_UNDEF);
constant integer dn = UInt(Zdn:'0');
constant integer m = UInt(Zm:'0');
constant integer nreg = 2;
```

Four registers

(FEAT_SME2 && FEAT_SVE_BFSCALE)

31	30	29	28	27	26	25	24	23	22	21	20	19	18	17	16	15	14	13	12	11	10	9	8	7	6	5	4	3	2	1	0
1	1	0	0	0	0	0	1	0	0	1	Zm			0	0	1	0	1	1	1	0	0	1	1	0	0	Zdn			0	0
size												opc												o2							

Encoding

BFSCALE { <Zdn1>.H-<Zdn4>.H }, { <Zdn1>.H-<Zdn4>.H }, { <Zm1>.H-<Zm4>.H }

Decode for this encoding

```
if !IsFeatureImplemented(FEAT_SME2) || !IsFeatureImplemented(FEAT_SVE_BFSCALE) then
    EndOfDecode(Decode_UNDEF);
constant integer dn = UInt(Zdn:'00');
constant integer m = UInt(Zm:'00');
constant integer nreg = 4;
```

Assembler Symbols

- <Zdn1> For the "Two registers" variant: is the name of the first scalable vector register of the destination and first source multi-vector group, encoded as "Zdn" times 2.

For the "Four registers" variant: is the name of the first scalable vector register of the destination and first source multi-vector group, encoded as "Zdn" times 4.
- <Zdn2> Is the name of the second scalable vector register of the destination and first source multi-vector group, encoded as "Zdn" times 2 plus 1.

<Zm1>	For the "Two registers" variant: is the name of the first scalable vector register of the second source multi-vector group, encoded as "Zm" times 2. For the "Four registers" variant: is the name of the first scalable vector register of the second source multi-vector group, encoded as "Zm" times 4.
<Zm2>	Is the name of the second scalable vector register of the second source multi-vector group, encoded as "Zm" times 2 plus 1.
<Zdn4>	Is the name of the fourth scalable vector register of the destination and first source multi-vector group, encoded as "Zdn" times 4 plus 3.
<Zm4>	Is the name of the fourth scalable vector register of the second source multi-vector group, encoded as "Zm" times 4 plus 3.

Operation

```

CheckStreamingSVEEnabled();
constant integer VL = CurrentVL;
constant integer elements = VL DIV 16;
array [0..3] of bits(VL) results;

for r = 0 to nreg-1
    constant bits(VL) operand1 = Z[dn+r, VL];
    constant bits(VL) operand2 = Z[m+r, VL];
    for e = 0 to elements-1
        constant bits(16) element1 = Elem[operand1, e, 16];
        constant integer element2 = SInt(Elem[operand2, e, 16]);
        Elem[results[r], e, 16] = BFScale(element1, element2, FPCR);

for r = 0 to nreg-1
    Z[dn+r, VL] = results[r];

```

Internal version only: aarchmrs v2025-03_rel, pseudocode v2025-03_rel ; Build timestamp: 2025-03-21T17:41

Copyright © 2010-2025 Arm Limited or its affiliates. All rights reserved. This document is Non-Confidential.

BFSUB

BFloat16 subtract multi-vector from ZA array vector accumulators

This instruction destructively subtracts all elements of the two or four source vectors from the corresponding BFloat16 elements of the ZA single-vector groups.

The single-vector group within each half of or each quarter of the ZA array is selected by the sum of the vector select register and offset, modulo half or quarter the number of ZA array vectors.

The vector group symbol, VGx2 or VGx4, indicates that the ZA operand consists of two or four ZA single-vector groups respectively. The vector group symbol is preferred for disassembly, but optional in assembler source code.

This instruction follows SME2 ZA-targeting non-widening BFloat16 numerical behaviors.

This instruction is unpredicated.

ID_AA64SMFR0_EL1.B16B16 indicates whether this instruction is implemented.

It has encodings from 2 classes: [Two ZA single-vectors](#) and [Four ZA single-vectors](#)

Two ZA single-vectors
(FEAT_SME_B16B16)

31	30	29	28	27	26	25	24	23	22	21	20	19	18	17	16	15	14	13	12	11	10	9	8	7	6	5	4	3	2	1	0
1	1	0	0	0	0	0	1	1	1	1	0	0	1	0	0	0	Rv	1	1	1	Zm			0	0	1	off3				
SZ																S															

Encoding

BFSUB ZA.H[<Wv>, <offs>{, VGx2}], { <Zm1>.H-<Zm2>.H }

Decode for this encoding

```
if !IsFeatureImplemented(FEAT_SME_B16B16) then EndOfDecode(Decode_UNDEF);
constant integer v = UInt('010':Rv);
constant integer m = UInt(Zm:'0');
constant integer offset = UInt(off3);
constant integer nreg = 2;
```

Four ZA single-vectors
(FEAT_SME_B16B16)

31	30	29	28	27	26	25	24	23	22	21	20	19	18	17	16	15	14	13	12	11	10	9	8	7	6	5	4	3	2	1	0
1	1	0	0	0	0	0	1	1	1	1	0	0	1	0	1	0	Rv	1	1	1	Zm			0	0	0	1	off3			
SZ																S															

Encoding

BFSUB ZA.H[<Wv>, <offs>{, VGx4}], { <Zm1>.H-<Zm4>.H }

Decode for this encoding

```
if !IsFeatureImplemented(FEAT_SME_B16B16) then EndOfDecode(Decode_UNDEF);
constant integer v = UInt('010':Rv);
constant integer m = UInt(Zm:'00');
constant integer offset = UInt(off3);
constant integer nreg = 4;
```

Assembler Symbols

- <Wv> Is the 32-bit name of the vector select register W8-W11, encoded in the "Rv" field.
- <offs> Is the vector select offset, in the range 0 to 7, encoded in the "off3" field.

- <Zm1> For the "Two ZA single-vectors" variant: is the name of the first scalable vector register of the source multi-vector group, encoded as "Zm" times 2.
- For the "Four ZA single-vectors" variant: is the name of the first scalable vector register of the source multi-vector group, encoded as "Zm" times 4.
- <Zm2> Is the name of the second scalable vector register of the source multi-vector group, encoded as "Zm" times 2 plus 1.
- <Zm4> Is the name of the fourth scalable vector register of the source multi-vector group, encoded as "Zm" times 4 plus 3.

Operation

```

CheckStreamingSVEAndZAAEnabled();
constant integer VL = CurrentVL;
constant integer elements = VL DIV 16;
constant integer vectors = VL DIV 8;
constant integer vstride = vectors DIV nreg;
constant bits(32) vbase = X[v, 32];
integer vec = (UInt(vbase) + offset) MOD vstride;
bits(VL) result;

for r = 0 to nreg-1
    constant bits(VL) operand1 = ZAvector[vec, VL];
    constant bits(VL) operand2 = Z[m+r, VL];
    for e = 0 to elements-1
        constant bits(16) element1 = Elem[operand1, e, 16];
        constant bits(16) element2 = Elem[operand2, e, 16];
        Elem[result, e, 16] = BFSUB_ZA(element1, element2, FPCR);
    ZAvector[vec, VL] = result;
    vec = vec + vstride;

```

Internal version only: aarchmrs v2025-03_rel, pseudocode v2025-03_rel ; Build timestamp: 2025-03-21T17:41

Copyright © 2010-2025 Arm Limited or its affiliates. All rights reserved. This document is Non-Confidential.

BFTMOPA (non-widening)

BFloat16 sparse outer product, accumulating

This instruction generates BFloat16 outer product by multiplying the 1-in-2 selected elements from the dense sub-matrices in the two first source vectors with the corresponding elements of the compressed sparse sub-matrix in the second source vector and accumulates the results to the destination ZA tile elements.

The outer product is generated by multiplying the selected 1-in-2 BFloat16 value from each overlapping 16-bit containers of the two $SVL_H \times 1$ sub-matrices in the first source vectors by the BFloat16 value from the corresponding 16-bit container of the compressed $1 \times SVL_H$ sub-matrix in the second source vector.

The 1-in-2 BFloat16 value in the first source vectors is selected by 2-bit controls in the indexed segment of the control vector register. If the control bit corresponding to an element in the first source vectors is 0, the element is discarded and does not contribute to the result. If both bits of the 2-bit control corresponding to the elements of the first source vectors are 1, only the element corresponding to the least significant bit is selected.

The instruction multiplies the selected elements of sub-matrices of BFloat16 values held in the first source vectors by the corresponding elements of sub-matrix of BFloat16 values in the second source vector. The resulting BFloat16 $SVL_H \times SVL_H$ outer product is then destructively added to the BFloat16 destination tile. This is equivalent to performing a single multiply-accumulate to each of the destination tile elements.

This instruction follows SME2 ZA-targeting non-widening BFloat16 numerical behaviors.

This instruction is unreplicated.

SME2 (FEAT_SME_TMOP && FEAT_SME_B16B16)

31	30	29	28	27	26	25	24	23	22	21	20	19	18	17	16	15	14	13	12	11	10	9	8	7	6	5	4	3	2	1	0
1	0	0	0	0	0	0	1	0	1	1	Zm				0	0	0	K	Zk	Zn				i2	1	0	0	ZAda			

Encoding

BFTMOPA <ZAda>.H, { <Zn1>.H-<Zn2>.H }, <Zm>.H, <Zk>[<index>]

Decode for this encoding

```
if !IsFeatureImplemented(FEAT_SME_TMOP) || !IsFeatureImplemented(FEAT_SME_B16B16) then
    EndOfDecode(Decode_UNDEF);
constant integer n = UInt(Zn:'0');
constant integer m = UInt(Zm);
constant integer k = UInt('1':K:'1':Zk);
constant integer index = UInt(i2);
constant integer da = UInt(ZAda);
```

Assembler Symbols

- <ZAda> Is the name of the ZA tile ZA0-ZA1, encoded in the "ZAda" field.
- <Zn1> Is the name of the first scalable vector register of the first source multi-vector group, encoded as "Zn" times 2.
- <Zn2> Is the name of the second scalable vector register of the first source multi-vector group, encoded as "Zn" times 2 plus 1.
- <Zm> Is the name of the second source scalable vector register, encoded in the "Zm" field.
- <Zk> Is the name of the control vector register Z20-Z23 or Z28-Z31, encoded in the "K:Zk" fields.
- <index> Is the control segment index, in the range 0 to 3, encoded in the "i2" field.

Operation

```
CheckStreamingSVEAndZAAEnabled();
constant integer VL = CurrentVL;
constant integer dim = VL DIV 16;
constant integer csize = VL DIV 8;
constant bits(VL) op2 = Z[m, VL];
constant bits(VL) op3 = Z[k, VL];
constant bits(csize) ctrl = Elem[op3, index, csize];
constant bits(dim*dim*16) op4 = ZAtile[da, 16, dim*dim*16];
bits(dim*dim*16) result;

for row = 0 to dim-1
  for col = 0 to dim-1
    integer i = 0;
    bits(16) elem1 = BFZero('0', 16);
    for r = 0 to 1
      constant bits(VL) op1 = Z[n+r, VL];
      if i < 1 && Elem[ctrl, 2*col + r, 1] == '1' then
        elem1 = Elem[op1, row, 16];
        i = i + 1;
      constant bits(16) elem2 = Elem[op2, col, 16];
      constant bits(16) sum = Elem[op4, row*dim+col, 16];
      Elem[result, row*dim+col, 16] = BFMulAdd\_ZA(sum, elem1, elem2, FPCR);
ZAtile[da, 16, dim*dim*16] = result;
```

Internal version only: aarchmrs v2025-03_rel, pseudocode v2025-03_rel ; Build timestamp: 2025-03-21T17:41

Copyright © 2010-2025 Arm Limited or its affiliates. All rights reserved. This document is Non-Confidential.

BFTMOPA (widening)

BFloat16 sparse sum of two outer products, accumulating

This instruction generates BFloat16 sum of outer products by multiplying the 2-in-4 selected elements from the dense sub-matrices in the two first source vectors with the corresponding elements of the compressed sparse sub-matrix in the second source vector and accumulates the results to the corresponding elements of a 32-bit element ZA tile.

The sum of outer products is generated by multiplying the selected 2-in-4 BFloat16 values from each overlapping 32-bit containers of the two SVLs×2 sub-matrices in the first source vectors by the two BFloat16 values from the corresponding 32-bit container of the 2×SVLs sub-matrix in the second source vector. The two selected elements from each overlapping 32-bit containers of the first source vectors correspond to 2-in-4 elements of rows of two SVLs×2 sub-matrices. Each 32-bit container of the second source vector holds 2 elements of columns of a compressed 2×SVLs sub-matrix.

The 2-in-4 BFloat16 values from overlapping 32-bit containers of the first source vectors are selected by 4-bit controls in the indexed segment of the control vector register. If the control bit corresponding to an element in the first source vectors is 0, the element is discarded and does not contribute to the sum of products result. If more than two bits of the 4-bit control corresponding to 32-bit containers of the first source vectors are 1, only the elements corresponding to the least two significant bits are selected.

The instruction widens the selected elements of sub-matrices of BFloat16 values held in the first source vectors to single-precision values and multiplies them by the corresponding widened elements of sub-matrix of BFloat16 values in the second source vector to single-precision values. The resulting SVLs×SVLs single-precision sum of outer products is then destructively added to the single-precision destination tile. This is equivalent to performing a 2-way dot product and accumulate to each of the destination tile elements.

This instruction follows SME BFloat16 numerical behaviors.

This instruction is unpredicated.

SME2
(FEAT_SME_TMOP)

Table with 32 columns (bits 31 to 0) and 1 row. Fields include Zm, K, Zk, Zn, i2, and ZAda.

Encoding

BFTMOPA <ZAda>.S, { <Zn1>.H-<Zn2>.H }, <Zm>.H, <Zk>[<index>]

Decode for this encoding

```
if !IsFeatureImplemented(FEAT_SME_TMOP) then EndOfDecode(Decode_UNDEF);
constant integer n = UInt(Zn:'0');
constant integer m = UInt(Zm);
constant integer k = UInt('1':K:'1':Zk);
constant integer index = UInt(i2);
constant integer da = UInt(ZAda);
```

Assembler Symbols

- <ZAda> Is the name of the ZA tile ZA0-ZA3, encoded in the "ZAda" field.
- <Zn1> Is the name of the first scalable vector register of the first source multi-vector group, encoded as "Zn" times 2.
- <Zn2> Is the name of the second scalable vector register of the first source multi-vector group, encoded as "Zn" times 2 plus 1.
- <Zm> Is the name of the second source scalable vector register, encoded in the "Zm" field.
- <Zk> Is the name of the control vector register Z20-Z23 or Z28-Z31, encoded in the "K:Zk" fields.
- <index> Is the control segment index, in the range 0 to 3, encoded in the "i2" field.

Operation

```
CheckStreamingSVEAndZAEnabled();
constant integer VL = CurrentVL;
constant integer dim = VL DIV 32;
constant integer csize = VL DIV 8;
constant bits(VL) op2 = Z[m, VL];
constant bits(VL) op3 = Z[k, VL];
constant bits(csize) ctrl = Elem[op3, index, csize];
constant bits(dim*dim*32) op4 = ZAtile[da, 32, dim*dim*32];
bits(dim*dim*32) result;

for row = 0 to dim-1
  for col = 0 to dim-1
    integer i = 0;
    array [0..1] of bits(16) erow;
    erow[0] = BFZero('0', 16);
    erow[1] = BFZero('0', 16);
    for r = 0 to 1
      constant bits(VL) op1 = Z[n+r, VL];
      for e = 0 to 1
        if i < 2 && Elem[ctrl, 4*col + 2*r + e, 1] == '1' then
          erow[i] = Elem[op1, 2*row + e, 16];
          i = i + 1;
    array [0..1] of bits(16) ecol;
    ecol[0] = Elem[op2, 2*col + 0, 16];
    ecol[1] = Elem[op2, 2*col + 1, 16];
    constant bits(32) sum = Elem[op4, row*dim+col, 32];
    Elem[result, row*dim+col, 32] = BFDotAdd(sum, erow[0], erow[1],
                                             ecol[0], ecol[1], FPCR);
ZAtile[da, 32, dim*dim*32] = result;
```

Internal version only: aarchmrs v2025-03_rel, pseudocode v2025-03_rel ; Build timestamp: 2025-03-21T17:41

Copyright © 2010-2025 Arm Limited or its affiliates. All rights reserved. This document is Non-Confidential.

BFVDDOT

Multi-vector BFloat16 vertical dot-product by indexed element

This instruction computes the sum-of-products of each vertical pair of BFloat16 values in the corresponding elements of the two first source vectors with the pair of BFloat16 values in the indexed 32-bit group of the corresponding 128-bit segment of the second source vector. The single-precision sum-of-products are destructively added to the corresponding single-precision elements of the two ZA single-vector groups.

The BF16 pairs within the second source vector are specified using an immediate index which selects the same BF16 pair position within each 128-bit vector segment. The element index range is from 0 to 3.

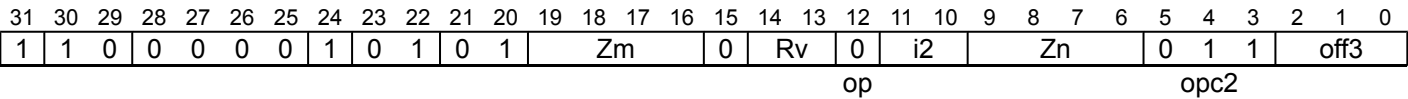
The single-vector group within each half of the ZA array is selected by the sum of the vector select register and offset, modulo half the number of ZA array vectors.

The vector group symbol VGx2 indicates that the ZA operand consists of two ZA single-vector groups. The vector group symbol is preferred for disassembly, but optional in assembler source code.

This instruction follows SME2 ZA-targeting BFloat16 numerical behaviors.

This instruction is unpredicated.

SME2
(FEAT_SME2)



Encoding

```
BFVDDOT ZA.S[<Wv>, <offs>{, VGx2}], { <Zn1>.H-<Zn2>.H }, <Zm>.H[<index>]
```

Decode for this encoding

```
if !IsFeatureImplemented(FEAT_SME2) then EndOfDecode(Decode_UNDEF);
constant integer v = UInt('010':Rv);
constant integer n = UInt(Zn:'0');
constant integer m = UInt('0':Zm);
constant integer offset = UInt(off3);
constant integer index = UInt(i2);
```

Assembler Symbols

- <Wv> Is the 32-bit name of the vector select register W8-W11, encoded in the "Rv" field.
- <offs> Is the vector select offset, in the range 0 to 7, encoded in the "off3" field.
- <Zn1> Is the name of the first scalable vector register of the first source multi-vector group, encoded as "Zn" times 2.
- <Zn2> Is the name of the second scalable vector register of the first source multi-vector group, encoded as "Zn" times 2 plus 1.
- <Zm> Is the name of the second source scalable vector register Z0-Z15, encoded in the "Zm" field.
- <index> Is the immediate index of a group of two 16-bit elements within each 128-bit vector segment, in the range 0 to 3, encoded in the "i2" field.

Operation

```
CheckStreamingSVEAndZAAEnabled();
constant integer VL = CurrentVL;
constant integer elements = VL DIV 32;
constant integer vectors = VL DIV 8;
constant integer vstride = vectors DIV 2;
constant integer eltspersegment = 128 DIV 32;
constant bits(32) vbase = X[v, 32];
integer vec = (UInt(vbase) + offset) MOD vstride;
bits(VL) result;

for r = 0 to 1
    constant bits(VL) operand1a = Z[n, VL];
    constant bits(VL) operand1b = Z[n+1, VL];
    constant bits(VL) operand2 = Z[m, VL];
    constant bits(VL) operand3 = ZAVector[vec, VL];
    for e = 0 to elements-1
        constant integer segmentbase = e - (e MOD eltspersegment);
        constant integer s = segmentbase + index;
        constant bits(16) elt1_a = Elem[operand1a, 2 * e + r, 16];
        constant bits(16) elt1_b = Elem[operand1b, 2 * e + r, 16];
        constant bits(16) elt2_a = Elem[operand2, 2 * s + 0, 16];
        constant bits(16) elt2_b = Elem[operand2, 2 * s + 1, 16];
        bits(32) sum = Elem[operand3, e, 32];
        sum = BFDotAdd(sum, elt1_a, elt1_b, elt2_a, elt2_b, FPCR);
        Elem[result, e, 32] = sum;
    ZAVector[vec, VL] = result;
    vec = vec + vstride;
```

Internal version only: aarchmrs v2025-03_rel, pseudocode v2025-03_rel ; Build timestamp: 2025-03-21T17:41

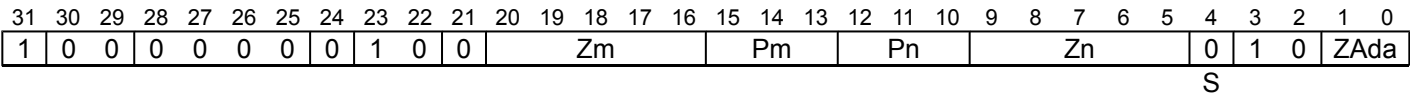
Copyright © 2010-2025 Arm Limited or its affiliates. All rights reserved. This document is Non-Confidential.

BMOPA

Bitwise exclusive NOR population count outer product and accumulate

This instruction works with 32-bit element ZA tile. This instruction generates an outer product of the first source $SVL_S \times 1$ vector and the second source $1 \times SVL_S$ vector. Each outer product element is obtained as population count of the bitwise XNOR result of the corresponding 32-bit elements of the first source vector and the second source vector. Each source vector is independently predicated by a corresponding governing predicate. When either source vector element is inactive the corresponding destination tile element remains unmodified. The resulting $SVL_S \times SVL_S$ product is then destructively added to the destination tile.

SME2
(FEAT_SME2)



Encoding

BMOPA <ZAda>.S, <Pn>/M, <Pm>/M, <Zn>.S, <Zm>.S

Decode for this encoding

```
if !IsFeatureImplemented(FEAT_SME2) then EndOfDecode(Decode_UNDEF);
constant integer esize = 32;
constant integer a = UInt(Pn);
constant integer b = UInt(Pm);
constant integer n = UInt(Zn);
constant integer m = UInt(Zm);
constant integer da = UInt(ZAda);
```

Assembler Symbols

- <ZAda> Is the name of the ZA tile ZA0-ZA3, encoded in the "ZAda" field.
- <Pn> Is the name of the first governing scalable predicate register P0-P7, encoded in the "Pn" field.
- <Pm> Is the name of the second governing scalable predicate register P0-P7, encoded in the "Pm" field.
- <Zn> Is the name of the first source scalable vector register, encoded in the "Zn" field.
- <Zm> Is the name of the second source scalable vector register, encoded in the "Zm" field.

Operation

```
CheckStreamingSVEAndZAEnabled();
constant integer VL = CurrentVL;
constant integer PL = VL DIV 8;
constant integer dim = VL DIV esize;
constant bits(PL) mask1 = P[a, PL];
constant bits(PL) mask2 = P[b, PL];
constant bits(VL) operand1 = Z[n, VL];
constant bits(VL) operand2 = Z[m, VL];
constant bits(dim*dim*esize) operand3 = ZAtile[da, esize, dim*dim*esize];
bits(dim*dim*esize) result;

for row = 0 to dim-1
    constant bits(esize) element1 = Elem[operand1, row, esize];
    for col = 0 to dim-1
        constant bits(esize) element2 = Elem[operand2, col, esize];
        constant bits(esize) element3 = Elem[operand3, row*dim + col, esize];
        if (ActivePredicateElement(mask1, row, esize) &&
            ActivePredicateElement(mask2, col, esize)) then
            constant integer res = BitCount(NOT(element1 EOR element2));
            Elem[result, row*dim + col, esize] = element3 + res;
        else
            Elem[result, row*dim + col, esize] = element3;
    ZAtile[da, esize, dim*dim*esize] = result;
```

Operational information

If PSTATE.DIT is 1:

- The execution time of this instruction is independent of:
 - The values of the data supplied in any of its operand registers when its governing predicate registers contain the same value for each execution.
 - The values of the NZCV flags.
- The response of this instruction to asynchronous exceptions does not vary based on:
 - The values of the data supplied in any of its operand registers when its governing predicate registers contain the same value for each execution.
 - The values of the NZCV flags.

Internal version only: aarchmrs v2025-03_rel, pseudocode v2025-03_rel ; Build timestamp: 2025-03-21T17:41

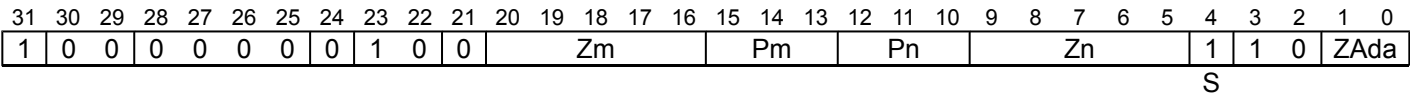
Copyright © 2010-2025 Arm Limited or its affiliates. All rights reserved. This document is Non-Confidential.

BMOPS

Bitwise exclusive NOR population count outer product and subtract

This instruction works with 32-bit element ZA tile. This instruction generates an outer product of the first source $SVL_S \times 1$ vector and the second source $1 \times SVL_S$ vector. Each outer product element is obtained as population count of the bitwise XNOR result of the corresponding 32-bit elements of the first source vector and the second source vector. Each source vector is independently predicated by a corresponding governing predicate. When either source vector element is inactive the corresponding destination tile element remains unmodified. The resulting $SVL_S \times SVL_S$ product is then destructively subtracted from the destination tile.

SME2
(FEAT_SME2)



Encoding

BMOPS <ZAda>.S, <Pn>/M, <Pm>/M, <Zn>.S, <Zm>.S

Decode for this encoding

```
if !IsFeatureImplemented(FEAT_SME2) then EndOfDecode(Decode_UNDEF);
constant integer esize = 32;
constant integer a = UInt(Pn);
constant integer b = UInt(Pm);
constant integer n = UInt(Zn);
constant integer m = UInt(Zm);
constant integer da = UInt(ZAda);
```

Assembler Symbols

- <ZAda> Is the name of the ZA tile ZA0-ZA3, encoded in the "ZAda" field.
- <Pn> Is the name of the first governing scalable predicate register P0-P7, encoded in the "Pn" field.
- <Pm> Is the name of the second governing scalable predicate register P0-P7, encoded in the "Pm" field.
- <Zn> Is the name of the first source scalable vector register, encoded in the "Zn" field.
- <Zm> Is the name of the second source scalable vector register, encoded in the "Zm" field.

Operation

```
CheckStreamingSVEAndZAAEnabled();
constant integer VL = CurrentVL;
constant integer PL = VL DIV 8;
constant integer dim = VL DIV esize;
constant bits(PL) mask1 = P[a, PL];
constant bits(PL) mask2 = P[b, PL];
constant bits(VL) operand1 = Z[n, VL];
constant bits(VL) operand2 = Z[m, VL];
constant bits(dim*dim*esize) operand3 = ZAtile[da, esize, dim*dim*esize];
bits(dim*dim*esize) result;

for row = 0 to dim-1
    constant bits(esize) element1 = Elem[operand1, row, esize];
    for col = 0 to dim-1
        constant bits(esize) element2 = Elem[operand2, col, esize];
        constant bits(esize) element3 = Elem[operand3, row*dim + col, esize];
        if (ActivePredicateElement(mask1, row, esize) &&
            ActivePredicateElement(mask2, col, esize)) then
            constant integer res = BitCount(NOT(element1 EOR element2));
            Elem[result, row*dim + col, esize] = element3 - res;
        else
            Elem[result, row*dim + col, esize] = element3;
    ZAtile[da, esize, dim*dim*esize] = result;
```

Operational information

If PSTATE.DIT is 1:

- The execution time of this instruction is independent of:
 - The values of the data supplied in any of its operand registers when its governing predicate registers contain the same value for each execution.
 - The values of the NZCV flags.
- The response of this instruction to asynchronous exceptions does not vary based on:
 - The values of the data supplied in any of its operand registers when its governing predicate registers contain the same value for each execution.
 - The values of the NZCV flags.

Internal version only: aarchmrs v2025-03_rel, pseudocode v2025-03_rel ; Build timestamp: 2025-03-21T17:41

Copyright © 2010-2025 Arm Limited or its affiliates. All rights reserved. This document is Non-Confidential.

F1CVT, F2CVT

Multi-vector convert from 8-bit floating-point to half-precision (in-order)

This instruction converts each 8-bit floating-point element of the source vector to half-precision while downscaling the value, and places the results in the corresponding 16-bit elements of the destination vectors. F1CVT scales the values by $2^{-\text{UInt}(\text{FPMR.LSCALE}[3:0])}$. F2CVT scales the values by $2^{-\text{UInt}(\text{FPMR.LSCALE2}[3:0])}$. The 8-bit floating-point encoding format for F1CVT is selected by FPMR.F8S1. The 8-bit floating-point encoding format for F2CVT is selected by FPMR.F8S2.

This instruction is unpredicated.

It has encodings from 2 classes: [F1CVT](#) and [F2CVT](#)

F1CVT
(FEAT_SME2 && FEAT_FP8)

31	30	29	28	27	26	25	24	23	22	21	20	19	18	17	16	15	14	13	12	11	10	9	8	7	6	5	4	3	2	1	0
1	1	0	0	0	0	0	1	0	0	1	0	0	1	1	0	1	1	1	0	0	0	Zn				Zd				0	
opc																												L			

Encoding

F1CVT { <Zd1>.H-<Zd2>.H }, <Zn>.B

Decode for this encoding

```
if !IsFeatureImplemented(FEAT_SME2) || !IsFeatureImplemented(FEAT_FP8) then
    EndOfDecode(Decode_UNDEF);
constant integer n = UInt(Zn);
constant integer d = UInt(Zd: '0');
constant boolean issrc2 = FALSE;
```

F2CVT
(FEAT_SME2 && FEAT_FP8)

31	30	29	28	27	26	25	24	23	22	21	20	19	18	17	16	15	14	13	12	11	10	9	8	7	6	5	4	3	2	1	0
1	1	0	0	0	0	0	1	1	0	1	0	0	1	1	0	1	1	1	0	0	0	Zn				Zd				0	
opc																												L			

Encoding

F2CVT { <Zd1>.H-<Zd2>.H }, <Zn>.B

Decode for this encoding

```
if !IsFeatureImplemented(FEAT_SME2) || !IsFeatureImplemented(FEAT_FP8) then
    EndOfDecode(Decode_UNDEF);
constant integer n = UInt(Zn);
constant integer d = UInt(Zd: '0');
constant boolean issrc2 = TRUE;
```

Assembler Symbols

- <Zd1> Is the name of the first scalable vector register of the destination multi-vector group, encoded as "Zd" times 2.
- <Zd2> Is the name of the second scalable vector register of the destination multi-vector group, encoded as "Zd" times 2 plus 1.
- <Zn> Is the name of the source scalable vector register, encoded in the "Zn" field.

Operation

```
CheckFPMREnabled();  
CheckStreamingSVEEnabled();  
constant integer VL = CurrentVL;  
constant integer elements = VL DIV 8;  
constant bits(VL) operand = Z[n, VL];  
bits(2*VL) result;  
  
for e = 0 to elements-1  
    constant bits(8) element = Elem[operand, e, 8];  
    Elem[result, e, 16] = FP8ConvertFP(element, issrc2, FPCR, FPMR);  
  
Z[d+0, VL] = result<VL-1:0>;  
Z[d+1, VL] = result<2*VL-1:VL>;
```

Internal version only: aarchmrs v2025-03_rel, pseudocode v2025-03_rel ; Build timestamp: 2025-03-21T17:41

Copyright © 2010-2025 Arm Limited or its affiliates. All rights reserved. This document is Non-Confidential.

F1CVTL, F2CVTL

Multi-vector convert from 8-bit floating-point to deinterleaved half-precision

This instruction converts each 8-bit floating-point element of the source vector to half-precision while downscaling the value, and places the two-way deinterleaved results in the corresponding 16-bit elements of the destination vectors. F1CVTL scales the values by $2^{-\text{UInt}(\text{FPMR.LSCALE}[3:0])}$. F2CVTL scales the values by $2^{-\text{UInt}(\text{FPMR.LSCALE2}[3:0])}$. The 8-bit floating-point encoding format for F1CVTL is selected by FPMR.F8S1. The 8-bit floating-point encoding format for F2CVTL is selected by FPMR.F8S2.

This instruction is unpredicated.

It has encodings from 2 classes: [F1CVTL](#) and [F2CVTL](#)

F1CVTL
(FEAT_SME2 && FEAT_FP8)

31	30	29	28	27	26	25	24	23	22	21	20	19	18	17	16	15	14	13	12	11	10	9	8	7	6	5	4	3	2	1	0						
1	1	0	0	0	0	0	1	0	0	1	0	0	1	1	0	1	1	1	0	0	0	Zn				Zd				1							
opc																																					L

Encoding

F1CVTL { [<Zd1>](#).H-[<Zd2>](#).H }, [<Zn>](#).B

Decode for this encoding

```
if !IsFeatureImplemented(FEAT_SME2) || !IsFeatureImplemented(FEAT_FP8) then
    EndOfDecode(Decode_UNDEF);
constant integer n = UInt(Zn);
constant integer d = UInt(Zd: '0');
constant boolean issrc2 = FALSE;
```

F2CVTL
(FEAT_SME2 && FEAT_FP8)

31	30	29	28	27	26	25	24	23	22	21	20	19	18	17	16	15	14	13	12	11	10	9	8	7	6	5	4	3	2	1	0						
1	1	0	0	0	0	0	1	1	0	1	0	0	1	1	0	1	1	1	0	0	0	Zn				Zd				1							
opc																																					L

Encoding

F2CVTL { [<Zd1>](#).H-[<Zd2>](#).H }, [<Zn>](#).B

Decode for this encoding

```
if !IsFeatureImplemented(FEAT_SME2) || !IsFeatureImplemented(FEAT_FP8) then
    EndOfDecode(Decode_UNDEF);
constant integer n = UInt(Zn);
constant integer d = UInt(Zd: '0');
constant boolean issrc2 = TRUE;
```

Assembler Symbols

- <Zd1> Is the name of the first scalable vector register of the destination multi-vector group, encoded as "Zd" times 2.
- <Zd2> Is the name of the second scalable vector register of the destination multi-vector group, encoded as "Zd" times 2 plus 1.
- <Zn> Is the name of the source scalable vector register, encoded in the "Zn" field.

Operation

```
CheckFPMREnabled();  
CheckStreamingSVEEnabled();  
constant integer VL = CurrentVL;  
constant integer pairs = VL DIV 16;  
constant bits(VL) operand = Z[n, VL];  
bits(VL) result1;  
bits(VL) result2;  
  
for p = 0 to pairs-1  
    constant bits(8) element1 = Elem[operand, 2*p + 0, 8];  
    constant bits(8) element2 = Elem[operand, 2*p + 1, 8];  
    Elem[result1, p, 16] = FP8ConvertFP(element1, issrc2, FPCR, FPMR);  
    Elem[result2, p, 16] = FP8ConvertFP(element2, issrc2, FPCR, FPMR);  
  
Z[d+0, VL] = result1;  
Z[d+1, VL] = result2;
```

Internal version only: aarchmrs v2025-03_rel, pseudocode v2025-03_rel ; Build timestamp: 2025-03-21T17:41

Copyright © 2010-2025 Arm Limited or its affiliates. All rights reserved. This document is Non-Confidential.

FADD

Floating-point add multi-vector to ZA array vector accumulators

This instruction destructively adds all elements of the two or four source vectors to the corresponding elements of the ZA single-vector groups. The single-vector group within each half of or each quarter of the ZA array is selected by the sum of the vector select register and offset, modulo half or quarter the number of ZA array vectors.

The vector group symbol, VGx2 or VGx4, indicates that the ZA operand consists of two or four ZA single-vector groups respectively. The vector group symbol is preferred for disassembly, but optional in assembler source code.

This instruction follows SME ZA-targeting floating-point behaviors.

This instruction is unpredicated.

ID_AA64SMFR0_EL1.F64F64 indicates whether the double-precision variant is implemented, and ID_AA64SMFR0_EL1.F16F16 indicates whether the half-precision variant is implemented.

It has encodings from 4 classes: [Two ZA single-vectors](#) , [Two ZA single-vectors of half-precision elements](#) , [Four ZA single-vectors](#) and [Four ZA single-vectors of half-precision elements](#)

Two ZA single-vectors (FEAT_SME2)

31	30	29	28	27	26	25	24	23	22	21	20	19	18	17	16	15	14	13	12	11	10	9	8	7	6	5	4	3	2	1	0
1	1	0	0	0	0	0	1	1	sz	1	0	0	0	0	0	0	Rv	1	1	1	Zm			0	0	0	off3				
S																															

Encoding

FADD ZA.<T>[<Wv>, <offs>{, VGx2}], { <Zm1>.<T>-<Zm2>.<T> }

Decode for this encoding

```
if !IsFeatureImplemented(FEAT_SME2) then EndOfDecode(Decode_UNDEF);
if sz == '1' && !IsFeatureImplemented(FEAT_SME_F64F64) then EndOfDecode(Decode_UNDEF);
constant integer v = UInt('010':Rv);
constant integer esize = 32 << UInt(sz);
constant integer m = UInt(Zm:'0');
constant integer offset = UInt(off3);
constant integer nreg = 2;
```

Two ZA single-vectors of half-precision elements (FEAT_SME_F16F16 || FEAT_SME_F8F16)

31	30	29	28	27	26	25	24	23	22	21	20	19	18	17	16	15	14	13	12	11	10	9	8	7	6	5	4	3	2	1	0					
1	1	0	0	0	0	0	1	1	0	1	0	0	1	0	0	0	Rv	1	1	1	Zm			0	0	0	off3									
SZ																				S																

Encoding

FADD ZA.H[<Wv>, <offs>{, VGx2}], { <Zm1>.H-<Zm2>.H }

Decode for this encoding

```
if !IsFeatureImplemented(FEAT_SME_F16F16) && !IsFeatureImplemented(FEAT_SME_F8F16) then
    EndOfDecode(Decode_UNDEF);
constant integer v = UInt('010':Rv);
constant integer esize = 16;
constant integer m = UInt(Zm:'0');
constant integer offset = UInt(off3);
constant integer nreg = 2;
```

Four ZA single-vectors
(FEAT_SME2)

31	30	29	28	27	26	25	24	23	22	21	20	19	18	17	16	15	14	13	12	11	10	9	8	7	6	5	4	3	2	1	0
1	1	0	0	0	0	0	1	1	sz	1	0	0	0	0	1	0	Rv	1	1	1		Zm		0	0	0	0		off3		
																														S	

Encoding

```
FADD ZA.<T>[<Wv>, <offs>{, VGx4}], { <Zm1>.<T>-<Zm4>.<T> }
```

Decode for this encoding

```
if !IsFeatureImplemented(FEAT_SME2) then EndOfDecode(Decode_UNDEF);
if sz == '1' && !IsFeatureImplemented(FEAT_SME_F64F64) then EndOfDecode(Decode_UNDEF);
constant integer v = UInt('010':Rv);
constant integer esize = 32 << UInt(sz);
constant integer m = UInt(Zm:'00');
constant integer offset = UInt(off3);
constant integer nreg = 4;
```

Four ZA single-vectors of half-precision elements
(FEAT_SME_F16F16 || FEAT_SME_F8F16)

31	30	29	28	27	26	25	24	23	22	21	20	19	18	17	16	15	14	13	12	11	10	9	8	7	6	5	4	3	2	1	0
1	1	0	0	0	0	0	1	1	0	1	0	0	1	0	1	0	Rv	1	1	1		Zm		0	0	0	0		off3		
SZ																														S	

Encoding

```
FADD ZA.H[<Wv>, <offs>{, VGx4}], { <Zm1>.H-<Zm4>.H }
```

Decode for this encoding

```
if !IsFeatureImplemented(FEAT_SME_F16F16) && !IsFeatureImplemented(FEAT_SME_F8F16) then
    EndOfDecode(Decode_UNDEF);
constant integer v = UInt('010':Rv);
constant integer esize = 16;
constant integer m = UInt(Zm:'00');
constant integer offset = UInt(off3);
constant integer nreg = 4;
```

Assembler Symbols

- <T>

Is the size specifier, encoded in “sz”:

sz	<T>
0	S
1	D
- <Wv>

Is the 32-bit name of the vector select register W8-W11, encoded in the "Rv" field.
- <offs>

Is the vector select offset, in the range 0 to 7, encoded in the "off3" field.
- <Zm1>

For the "Two ZA single-vectors of half-precision elements" and "Two ZA single-vectors" variants: is the name of the first scalable vector register of the source multi-vector group, encoded as "Zm" times 2.

For the "Four ZA single-vectors of half-precision elements" and "Four ZA single-vectors" variants: is the name of the first scalable vector register of the source multi-vector group, encoded as "Zm" times 4.
- <Zm2>

Is the name of the second scalable vector register of the source multi-vector group, encoded as "Zm" times 2 plus 1.
- <Zm4>

Is the name of the fourth scalable vector register of the source multi-vector group, encoded as "Zm" times 4 plus 3.

Operation

```
CheckStreamingSVEAndZAAEnabled();
constant integer VL = CurrentVL;
constant integer elements = VL DIV esize;
constant integer vectors = VL DIV 8;
constant integer vstride = vectors DIV nreg;
constant bits(32) vbase = X[v, 32];
integer vec = (UInt(vbase) + offset) MOD vstride;
bits(VL) result;

for r = 0 to nreg-1
  constant bits(VL) operand1 = ZAvector[vec, VL];
  constant bits(VL) operand2 = Z[m+r, VL];
  for e = 0 to elements-1
    constant bits(esize) element1 = Elem[operand1, e, esize];
    constant bits(esize) element2 = Elem[operand2, e, esize];
    Elem[result, e, esize] = FPAdd\_ZA(element1, element2, FPCR);
  ZAvector[vec, VL] = result;
  vec = vec + vstride;
```

Internal version only: aarchmrs v2025-03_rel, pseudocode v2025-03_rel ; Build timestamp: 2025-03-21T17:41

Copyright © 2010-2025 Arm Limited or its affiliates. All rights reserved. This document is Non-Confidential.

FAMAX

Multi-vector floating-point absolute maximum

This instruction determines the maximum absolute value from floating-point elements of the two or four second source vectors and the corresponding floating-point elements of the two or four first source vectors and destructively places the results in the corresponding elements of the two or four first source vectors.

Regardless of the value of FPCR.AH, the behavior is as follows:

- When FPCR.DN is 0, if either element is a NaN, the result is a quiet NaN.
- When FPCR.DN is 1, if either element is a NaN, the result is the Default NaN, with the sign bit set to 0.
- Denormalized inputs and results are never flushed to zero, as if FPCR.{FZ, FZ16, FIZ} are all 0.
- Denormalized inputs never generate an Input Denormal floating-point exception.

This instruction follows SME2 floating-point numerical behaviors corresponding to instructions that place their results in one or more SVE Z vectors. This instruction is unpredicated.

It has encodings from 2 classes: [Two registers](#) and [Four registers](#)

Two registers
(FEAT_SME2 && FEAT_FAMINMAX)

31	30	29	28	27	26	25	24	23	22	21	20	19	18	17	16	15	14	13	12	11	10	9	8	7	6	5	4	3	2	1	0
1	1	0	0	0	0	0	1	size	1	Zm			0	1	0	1	1	0	0	0	0	1	0	1	0	Zdn			0		
opc																										o2					

Encoding

FAMAX { <Zdn1>.<T>-<Zdn2>.<T> }, { <Zdn1>.<T>-<Zdn2>.<T> }, { <Zm1>.<T>-<Zm2>.<T> }

Decode for this encoding

```
if !IsFeatureImplemented(FEAT_SME2) || !IsFeatureImplemented(FEAT_FAMINMAX) then
    EndOfDecode(Decode_UNDEF);
if size == '00' then EndOfDecode(Decode_UNDEF);
constant integer esize = 8 << UInt(size);
constant integer dn = UInt(Zdn:'0');
constant integer m = UInt(Zm:'0');
constant integer nreg = 2;
```

Four registers
(FEAT_SME2 && FEAT_FAMINMAX)

31	30	29	28	27	26	25	24	23	22	21	20	19	18	17	16	15	14	13	12	11	10	9	8	7	6	5	4	3	2	1	0
1	1	0	0	0	0	0	1	size	1	Zm			0	0	1	0	1	1	1	0	0	1	0	1	0	Zdn			0	0	
opc																										o2					

Encoding

FAMAX { <Zdn1>.<T>-<Zdn4>.<T> }, { <Zdn1>.<T>-<Zdn4>.<T> }, { <Zm1>.<T>-<Zm4>.<T> }

Decode for this encoding

```
if !IsFeatureImplemented(FEAT_SME2) || !IsFeatureImplemented(FEAT_FAMINMAX) then
    EndOfDecode(Decode_UNDEF);
if size == '00' then EndOfDecode(Decode_UNDEF);
constant integer esize = 8 << UInt(size);
constant integer dn = UInt(Zdn:'00');
constant integer m = UInt(Zm:'00');
constant integer nreg = 4;
```

Assembler Symbols

<Zdn1> For the "Two registers" variant: is the name of the first scalable vector register of the destination and first source multi-vector group, encoded as "Zdn" times 2.

For the "Four registers" variant: is the name of the first scalable vector register of the destination and first source multi-vector group, encoded as "Zdn" times 4.

<T> Is the size specifier, encoded in “size”:

size	<T>
00	RESERVED
01	H
10	S
11	D

<Zdn2> Is the name of the second scalable vector register of the destination and first source multi-vector group, encoded as "Zdn" times 2 plus 1.

<Zm1> For the "Two registers" variant: is the name of the first scalable vector register of the second source multi-vector group, encoded as "Zm" times 2.

For the "Four registers" variant: is the name of the first scalable vector register of the second source multi-vector group, encoded as "Zm" times 4.

<Zm2> Is the name of the second scalable vector register of the second source multi-vector group, encoded as "Zm" times 2 plus 1.

<Zdn4> Is the name of the fourth scalable vector register of the destination and first source multi-vector group, encoded as "Zdn" times 4 plus 3.

<Zm4> Is the name of the fourth scalable vector register of the second source multi-vector group, encoded as "Zm" times 4 plus 3.

Operation

```
CheckStreamingSVEEnabled();
constant integer VL = CurrentVL;
constant integer elements = VL DIV esize;
array [0..3] of bits(VL) results;

for r = 0 to nreg-1
    constant bits(VL) operand1 = Z[dn+r, VL];
    constant bits(VL) operand2 = Z[m+r, VL];
    for e = 0 to elements-1
        constant bits(esize) element1 = Elem[operand1, e, esize];
        constant bits(esize) element2 = Elem[operand2, e, esize];
        Elem[results[r], e, esize] = FPAbsMax(element1, element2, FPCR);

for r = 0 to nreg-1
    Z[dn+r, VL] = results[r];
```

FAMIN

Multi-vector floating-point absolute minimum

This instruction determines the minimum absolute value from floating-point elements of the two or four second source vectors and the corresponding floating-point elements of the two or four first source vectors and destructively places the results in the corresponding elements of the two or four first source vectors.

Regardless of the value of FPCR.AH, the behavior is as follows:

- When FPCR.DN is 0, if either element is a NaN, the result is a quiet NaN.
- When FPCR.DN is 1, if either element is a NaN, the result is the Default NaN, with the sign bit set to 0.
- Denormalized inputs and results are never flushed to zero, as if FPCR.{FZ, FZ16, FIZ} are all 0.
- Denormalized inputs never generate an Input Denormal floating-point exception.

This instruction follows SME2 floating-point numerical behaviors corresponding to instructions that place their results in one or more SVE Z vectors. This instruction is unpredicated.

It has encodings from 2 classes: [Two registers](#) and [Four registers](#)

Two registers
(FEAT_SME2 && FEAT_FAMINMAX)

31	30	29	28	27	26	25	24	23	22	21	20	19	18	17	16	15	14	13	12	11	10	9	8	7	6	5	4	3	2	1	0
1	1	0	0	0	0	0	1	size	1	Zm			0	1	0	1	1	0	0	0	1	0	1	0	1	0	Zdn			1	
opc																										o2					

Encoding

FAMIN { <Zdn1>.<T>-<Zdn2>.<T> }, { <Zdn1>.<T>-<Zdn2>.<T> }, { <Zm1>.<T>-<Zm2>.<T> }

Decode for this encoding

```
if !IsFeatureImplemented(FEAT_SME2) || !IsFeatureImplemented(FEAT_FAMINMAX) then
  EndOfDecode(Decode_UNDEF);
if size == '00' then EndOfDecode(Decode_UNDEF);
constant integer esize = 8 << UInt(size);
constant integer dn = UInt(Zdn:'0');
constant integer m = UInt(Zm:'0');
constant integer nreg = 2;
```

Four registers
(FEAT_SME2 && FEAT_FAMINMAX)

31	30	29	28	27	26	25	24	23	22	21	20	19	18	17	16	15	14	13	12	11	10	9	8	7	6	5	4	3	2	1	0	
1	1	0	0	0	0	0	1	size	1	Zm			0		0	1	0	1	1	1	0	0		1	0	1		0	Zdn		0	1
opc																										o2						

Encoding

FAMIN { <Zdn1>.<T>-<Zdn4>.<T> }, { <Zdn1>.<T>-<Zdn4>.<T> }, { <Zm1>.<T>-<Zm4>.<T> }

Decode for this encoding

```
if !IsFeatureImplemented(FEAT_SME2) || !IsFeatureImplemented(FEAT_FAMINMAX) then
  EndOfDecode(Decode_UNDEF);
if size == '00' then EndOfDecode(Decode_UNDEF);
constant integer esize = 8 << UInt(size);
constant integer dn = UInt(Zdn:'00');
constant integer m = UInt(Zm:'00');
constant integer nreg = 4;
```

Assembler Symbols

<Zdn1> For the "Two registers" variant: is the name of the first scalable vector register of the destination and first source multi-vector group, encoded as "Zdn" times 2.

For the "Four registers" variant: is the name of the first scalable vector register of the destination and first source multi-vector group, encoded as "Zdn" times 4.

<T> Is the size specifier, encoded in “size”:

size	<T>
00	RESERVED
01	H
10	S
11	D

<Zdn2> Is the name of the second scalable vector register of the destination and first source multi-vector group, encoded as "Zdn" times 2 plus 1.

<Zm1> For the "Two registers" variant: is the name of the first scalable vector register of the second source multi-vector group, encoded as "Zm" times 2.

For the "Four registers" variant: is the name of the first scalable vector register of the second source multi-vector group, encoded as "Zm" times 4.

<Zm2> Is the name of the second scalable vector register of the second source multi-vector group, encoded as "Zm" times 2 plus 1.

<Zdn4> Is the name of the fourth scalable vector register of the destination and first source multi-vector group, encoded as "Zdn" times 4 plus 3.

<Zm4> Is the name of the fourth scalable vector register of the second source multi-vector group, encoded as "Zm" times 4 plus 3.

Operation

```
CheckStreamingSVEEnabled();
constant integer VL = CurrentVL;
constant integer elements = VL DIV esize;
array [0..3] of bits(VL) results;

for r = 0 to nreg-1
    constant bits(VL) operand1 = Z[dn+r, VL];
    constant bits(VL) operand2 = Z[m+r, VL];
    for e = 0 to elements-1
        constant bits(esize) element1 = Elem[operand1, e, esize];
        constant bits(esize) element2 = Elem[operand2, e, esize];
        Elem[results[r], e, esize] = FPAbsMin(element1, element2, FPCR);

for r = 0 to nreg-1
    Z[dn+r, VL] = results[r];
```

FCLAMP

Multi-vector floating-point clamp to minimum/maximum number

This instruction clamps each floating-point element in the two or four destination vectors to between the floating-point minimum value in the corresponding element of the first source vector and the floating-point maximum value in the corresponding element of the second source vector and destructively places the clamped results in the corresponding elements of the two or four destination vectors.

Regardless of the value of FPCR.AH, the behavior is as follows for each minimum number and maximum number operation:

- Negative zero compares less than positive zero.
- If one value is numeric and the other is a quiet NaN, the result is the numeric value.
- When FPCR.DN is 0, if either value is a signaling NaN or if both values are NaNs, the result is a quiet NaN.
- When FPCR.DN is 1, if either value is a signaling NaN or if both values are NaNs, the result is Default NaN.

This instruction follows SME2 floating-point numerical behaviors corresponding to instructions that place their results in one or more SVE Z vectors.

This instruction is unpredicated.

It has encodings from 2 classes: [Two registers](#) and [Four registers](#)

Two registers (FEAT_SME2)

31	30	29	28	27	26	25	24	23	22	21	20	19	18	17	16	15	14	13	12	11	10	9	8	7	6	5	4	3	2	1	0
1	1	0	0	0	0	0	1	!= 00	1	Zm						1	1	0	0	0	Zn						Zd			0	
size																op															

Encoding

FCLAMP { <Zd1>.<T>-<Zd2>.<T> }, <Zn>.<T>, <Zm>.<T>

Decode for this encoding

```
if !IsFeatureImplemented(FEAT_SME2) then EndOfDecode(Decode_UNDEF);
constant integer esize = 8 << UInt(size);
constant integer n = UInt(Zn);
constant integer m = UInt(Zm);
constant integer d = UInt(Zd:'0');
constant integer nreg = 2;
```

Four registers (FEAT_SME2)

31	30	29	28	27	26	25	24	23	22	21	20	19	18	17	16	15	14	13	12	11	10	9	8	7	6	5	4	3	2	1	0	
1	1	0	0	0	0	0	1	!= 00	1	Zm						1	1	0	0	1	0	Zn						Zd			0	0
size																op																

Encoding

FCLAMP { <Zd1>.<T>-<Zd4>.<T> }, <Zn>.<T>, <Zm>.<T>

Decode for this encoding

```
if !IsFeatureImplemented(FEAT_SME2) then EndOfDecode(Decode_UNDEF);
constant integer esize = 8 << UInt(size);
constant integer n = UInt(Zn);
constant integer m = UInt(Zm);
constant integer d = UInt(Zd:'00');
constant integer nreg = 4;
```


Assembler Symbols

- <Zd1>

For the "Two registers" variant: is the name of the first scalable vector register of the destination multi-vector group, encoded as "Zd" times 2.

For the "Four registers" variant: is the name of the first scalable vector register of the destination multi-vector group, encoded as "Zd" times 4.
- <T>

Is the size specifier, encoded in “size”:

size	<T>
01	H
10	S
11	D
- <Zd2>

Is the name of the second scalable vector register of the destination multi-vector group, encoded as "Zd" times 2 plus 1.
- <Zn>

Is the name of the first source scalable vector register, encoded in the "Zn" field.
- <Zm>

Is the name of the second source scalable vector register, encoded in the "Zm" field.
- <Zd4>

Is the name of the fourth scalable vector register of the destination multi-vector group, encoded as "Zd" times 4 plus 3.

Operation

```
CheckStreamingSVEEnabled();
constant integer VL = CurrentVL;
constant integer elements = VL DIV esize;
array [0..3] of bits(VL) results;

for r = 0 to nreg-1
  constant bits(VL) operand1 = Z[n, VL];
  constant bits(VL) operand2 = Z[m, VL];
  constant bits(VL) operand3 = Z[d+r, VL];
  for e = 0 to elements-1
    constant bits(esize) element1 = Elem[operand1, e, esize];
    constant bits(esize) element2 = Elem[operand2, e, esize];
    constant bits(esize) element3 = Elem[operand3, e, esize];
    constant bits(esize) maxelement = FPMaxNum(element1, element3, FPCR);
    Elem[results[r], e, esize] = FPMinNum(maxelement, element2, FPCR);

for r = 0 to nreg-1
  Z[d+r, VL] = results[r];
```

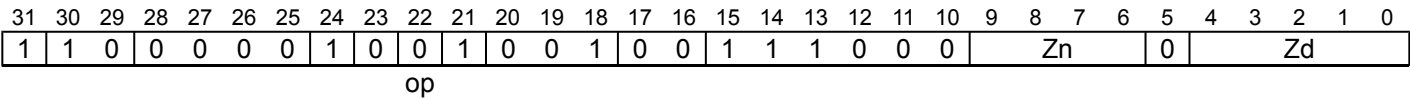
FCVT (narrowing, FP16 to FP8)

Multi-vector convert from half-precision to packed 8-bit floating-point format

This instruction converts each half-precision element of the two source vectors to 8-bit floating-point while scaling the value by $2^{SInt(FPMR.NSCALE[4:0])}$, and places the results in the half-width elements of the destination vector. The 8-bit floating-point encoding format is selected by FPMR.F8D.

This instruction is unpredicated.

SME2
(FEAT_SME2 && FEAT_FP8)



Encoding

FCVT <Zd>.B, { <Zn1>.H-<Zn2>.H }

Decode for this encoding

```
if !IsFeatureImplemented(FEAT_SME2) || !IsFeatureImplemented(FEAT_FP8) then
    EndOfDecode(Decode_UNDEF);
constant integer n = UInt(Zn:'0');
constant integer d = UInt(Zd);
```

Assembler Symbols

- <Zd> Is the name of the destination scalable vector register, encoded in the "Zd" field.
- <Zn1> Is the name of the first scalable vector register of the source multi-vector group, encoded as "Zn" times 2.
- <Zn2> Is the name of the second scalable vector register of the source multi-vector group, encoded as "Zn" times 2 plus 1.

Operation

```
CheckFPMREnabled();
CheckStreamingSVEEnabled();
constant integer VL = CurrentVL;
constant integer elements = VL DIV 16;
bits(VL) result;

constant bits(VL) operand1 = Z[n+0, VL];
constant bits(VL) operand2 = Z[n+1, VL];
for e = 0 to elements-1
    constant bits(16) element1 = Elem[operand1, e, 16];
    constant bits(16) element2 = Elem[operand2, e, 16];
    Elem[result, 0*elements + e, 8] = FPConvertFP8(element1, FPCR, FPMR, 8);
    Elem[result, 1*elements + e, 8] = FPConvertFP8(element2, FPCR, FPMR, 8);

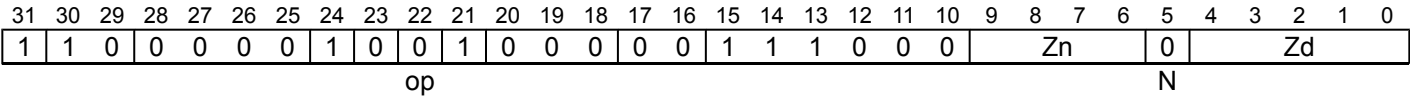
Z[d, VL] = result;
```

FCVT (narrowing, FP32 to FP16)

Multi-vector convert from single-precision to packed half-precision

This instruction converts each element of the two source vectors from single-precision to half-precision floating-point, and places the results in the half-width destination elements.
This instruction follows SME2 floating-point numerical behaviors corresponding to instructions that place their results in one or more SVE Z vectors.
This instruction is unpredicated.

SME2 (FEAT_SME2)



Encoding

```
FCVT <Zd>.H, { <Zn1>.S-<Zn2>.S }
```

Decode for this encoding

```
if !IsFeatureImplemented(FEAT_SME2) then EndOfDecode(Decode_UNDEF);
constant integer n = UInt(Zn:'0');
constant integer d = UInt(Zd);
```

Assembler Symbols

- <Zd> Is the name of the destination scalable vector register, encoded in the "Zd" field.
- <Zn1> Is the name of the first scalable vector register of the source multi-vector group, encoded as "Zn" times 2.
- <Zn2> Is the name of the second scalable vector register of the source multi-vector group, encoded as "Zn" times 2 plus 1.

Operation

```
CheckStreamingSVEEnabled();
constant integer VL = CurrentVL;
constant integer elements = VL DIV 32;
bits(VL) result;

constant bits(VL) operand1 = Z[n+0, VL];
constant bits(VL) operand2 = Z[n+1, VL];
for e = 0 to elements-1
    constant bits(32) element1 = Elem[operand1, e, 32];
    constant bits(32) element2 = Elem[operand2, e, 32];
    constant bits(16) res1 = FPConvertSVE(element1, FPCR, 16);
    constant bits(16) res2 = FPConvertSVE(element2, FPCR, 16);
    Elem[result, e, 16] = res1;
    Elem[result, elements+e, 16] = res2;

Z[d, VL] = result;
```

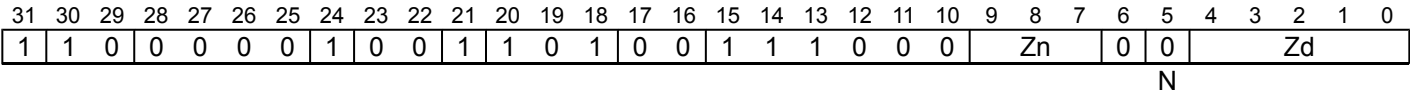
FCVT (narrowing, FP32 to FP8)

Multi-vector convert from single-precision to packed 8-bit floating-point format

This instruction converts each single-precision element of the four source vectors to 8-bit floating-point while scaling the value by $2^{SInt(FPMR.NSCALE)}$, and places the results in the quarter-width elements of the destination vector. The 8-bit floating-point encoding format is selected by FPMR.F8D.

This instruction is unpredicated.

SME2 (FEAT_SME2 && FEAT_FP8)



Encoding

FCVT <Zd>.B, { <Zn1>.S-<Zn4>.S }

Decode for this encoding

```
if !IsFeatureImplemented(FEAT_SME2) || !IsFeatureImplemented(FEAT_FP8) then
    EndOfDecode(Decode_UNDEF);
constant integer n = UInt(Zn:'00');
constant integer d = UInt(Zd);
```

Assembler Symbols

- <Zd> Is the name of the destination scalable vector register, encoded in the "Zd" field.
- <Zn1> Is the name of the first scalable vector register of the source multi-vector group, encoded as "Zn" times 4.
- <Zn4> Is the name of the fourth scalable vector register of the source multi-vector group, encoded as "Zn" times 4 plus 3.

Operation

```
CheckFPMREnabled();
CheckStreamingSVEEnabled();
constant integer VL = CurrentVL;
constant integer elements = VL DIV 32;
bits(VL) result;

constant bits(VL) operand1 = Z[n+0, VL];
constant bits(VL) operand2 = Z[n+1, VL];
constant bits(VL) operand3 = Z[n+2, VL];
constant bits(VL) operand4 = Z[n+3, VL];
for e = 0 to elements-1
    constant bits(32) element1 = Elem[operand1, e, 32];
    constant bits(32) element2 = Elem[operand2, e, 32];
    constant bits(32) element3 = Elem[operand3, e, 32];
    constant bits(32) element4 = Elem[operand4, e, 32];
    Elem[result, 0*elements + e, 8] = FPConvertFP8(element1, FPCR, FPMR, 8);
    Elem[result, 1*elements + e, 8] = FPConvertFP8(element2, FPCR, FPMR, 8);
    Elem[result, 2*elements + e, 8] = FPConvertFP8(element3, FPCR, FPMR, 8);
    Elem[result, 3*elements + e, 8] = FPConvertFP8(element4, FPCR, FPMR, 8);
Z[d, VL] = result;
```

FCVT (widening)

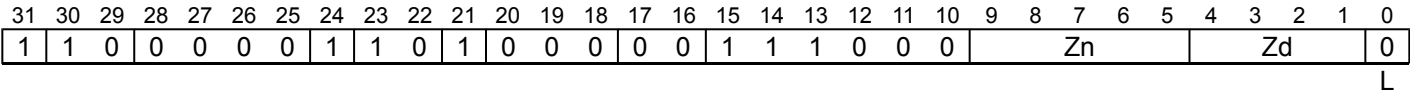
Multi-vector convert from half-precision to single-precision (in-order)

This instruction converts each element of the source vector from half-precision to single-precision floating-point, and places the results in the double-width destination elements of the destination vectors.

This instruction follows SME2 floating-point numerical behaviors corresponding to instructions that place their results in one or more SVE Z vectors. This instruction is unpredicated.

ID_AA64SMFR0_EL1.F16F16 indicates whether this instruction is implemented.

SME2
(FEAT_SME_F16F16)



Encoding

FCVT { <Zd1>.S-<Zd2>.S }, <Zn>.H

Decode for this encoding

```
if !IsFeatureImplemented(FEAT_SME_F16F16) then EndOfDecode(Decode_UNDEF);
constant integer n = UInt(Zn);
constant integer d = UInt(Zd:'0');
```

Assembler Symbols

- <Zd1> Is the name of the first scalable vector register of the destination multi-vector group, encoded as "Zd" times 2.
- <Zd2> Is the name of the second scalable vector register of the destination multi-vector group, encoded as "Zd" times 2 plus 1.
- <Zn> Is the name of the source scalable vector register, encoded in the "Zn" field.

Operation

```
CheckStreamingSVEEnabled();
constant integer VL = CurrentVL;
constant integer elements = VL DIV 16;
constant bits(VL) operand = Z[n, VL];
bits(2*VL) result;

for e = 0 to elements-1
    constant bits(16) element = Elem[operand, e, 16];
    constant bits(32) res = FPConvertSVE(element, FPCR, 32);
    Elem[result, e, 32] = res;

Z[d+0, VL] = result<VL-1:0>;
Z[d+1, VL] = result<2*VL-1:VL>;
```

FCVTL

Multi-vector convert from half-precision to deinterleaved single-precision

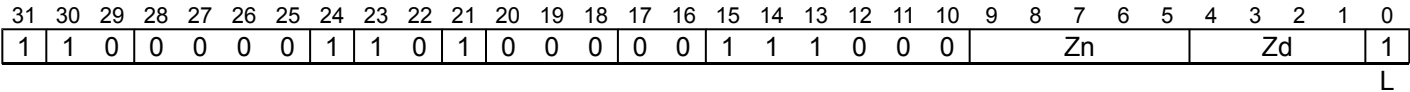
This instruction converts each element of the source vector from half-precision to single-precision floating-point, and places the two-way deinterleaved results in the double-width destination elements of the destination vectors.

This instruction follows SME2 floating-point numerical behaviors corresponding to instructions that place their results in one or more SVE Z vectors.

This instruction is unpredicated.

ID_AA64SMFR0_EL1.F16F16 indicates whether this instruction is implemented.

SME2
(FEAT_SME_F16F16)



Encoding

FCVTL { <Zd1>.S-<Zd2>.S }, <Zn>.H

Decode for this encoding

```
if !IsFeatureImplemented(FEAT_SME_F16F16) then EndOfDecode(Decode_UNDEF);
constant integer n = UInt(Zn);
constant integer d = UInt(Zd:'0');
```

Assembler Symbols

- <Zd1> Is the name of the first scalable vector register of the destination multi-vector group, encoded as "Zd" times 2.
- <Zd2> Is the name of the second scalable vector register of the destination multi-vector group, encoded as "Zd" times 2 plus 1.
- <Zn> Is the name of the source scalable vector register, encoded in the "Zn" field.

Operation

```
CheckStreamingSVEEnabled();
constant integer VL = CurrentVL;
constant integer pairs = VL DIV 32;
constant bits(VL) operand = Z[n, VL];
bits(VL) result0;
bits(VL) result1;

for p = 0 to pairs-1
    constant bits(16) element1 = Elem[operand, 2*p+0, 16];
    constant bits(16) element2 = Elem[operand, 2*p+1, 16];
    constant bits(32) res1 = FPConvertSVE(element1, FPCR, 32);
    constant bits(32) res2 = FPConvertSVE(element2, FPCR, 32);
    Elem[result0, p, 32] = res1;
    Elem[result1, p, 32] = res2;

Z[d+0, VL] = result0;
Z[d+1, VL] = result1;
```

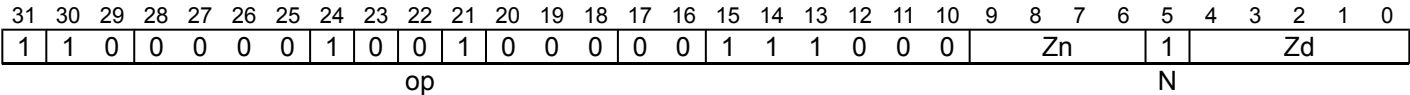
FCVTN (FP32 to FP16)

Multi-vector convert from single-precision to interleaved half-precision

This instruction converts each element of the two source vectors from single-precision to half-precision floating-point, and places the two-way interleaved results in the half-width destination elements.

This instruction follows SME2 floating-point numerical behaviors corresponding to instructions that place their results in one or more SVE Z vectors.
This instruction is unpredicated.

SME2
(FEAT_SME2)



Encoding

```
FCVTN <Zd>.H, { <Zn1>.S-<Zn2>.S }
```

Decode for this encoding

```
if !IsFeatureImplemented(FEAT_SME2) then EndOfDecode(Decode_UNDEF);
constant integer n = UInt(Zn:'0');
constant integer d = UInt(Zd);
```

Assembler Symbols

- <Zd> Is the name of the destination scalable vector register, encoded in the "Zd" field.
- <Zn1> Is the name of the first scalable vector register of the source multi-vector group, encoded as "Zn" times 2.
- <Zn2> Is the name of the second scalable vector register of the source multi-vector group, encoded as "Zn" times 2 plus 1.

Operation

```
CheckStreamingSVEEnabled();
constant integer VL = CurrentVL;
constant integer elements = VL DIV 32;
bits(VL) result;

constant bits(VL) operand1 = Z[n+0, VL];
constant bits(VL) operand2 = Z[n+1, VL];
for e = 0 to elements-1
    constant bits(32) element1 = Elem[operand1, e, 32];
    constant bits(32) element2 = Elem[operand2, e, 32];
    constant bits(16) res1 = FPConvertSVE(element1, FPCR, 16);
    constant bits(16) res2 = FPConvertSVE(element2, FPCR, 16);
    Elem[result, 2*e + 0, 16] = res1;
    Elem[result, 2*e + 1, 16] = res2;

Z[d, VL] = result;
```

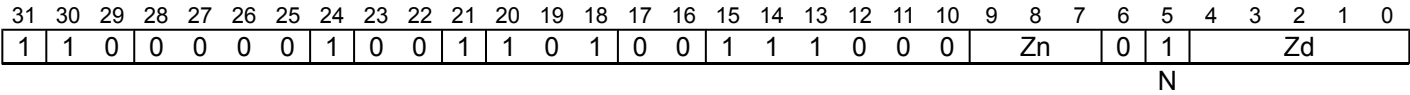
FCVTN (FP32 to FP8)

Multi-vector convert from single-precision to interleaved 8-bit floating-point format

This instruction converts each single-precision element of the four source vectors to 8-bit floating-point while scaling the value by $2^{SInt(FPMR.NSCALE)}$, and places the four-way interleaved results in the quarter-width elements of the destination vector. The 8-bit floating-point encoding format is selected by FPMR.F8D.

This instruction is unpredicated.

SME2 (FEAT_SME2 && FEAT_FP8)



Encoding

FCVTN <Zd>.B, { <Zn1>.S-<Zn4>.S }

Decode for this encoding

```
if !IsFeatureImplemented(FEAT_SME2) || !IsFeatureImplemented(FEAT_FP8) then
    EndOfDecode(Decode_UNDEF);
constant integer n = UInt(Zn:'00');
constant integer d = UInt(Zd);
```

Assembler Symbols

- <Zd> Is the name of the destination scalable vector register, encoded in the "Zd" field.
- <Zn1> Is the name of the first scalable vector register of the source multi-vector group, encoded as "Zn" times 4.
- <Zn4> Is the name of the fourth scalable vector register of the source multi-vector group, encoded as "Zn" times 4 plus 3.

Operation

```
CheckFPMREnabled();
CheckStreamingSVEEnabled();
constant integer VL = CurrentVL;
constant integer elements = VL DIV 32;
bits(VL) result;

constant bits(VL) operand1 = Z[n+0, VL];
constant bits(VL) operand2 = Z[n+1, VL];
constant bits(VL) operand3 = Z[n+2, VL];
constant bits(VL) operand4 = Z[n+3, VL];
for e = 0 to elements-1
    constant bits(32) element1 = Elem[operand1, e, 32];
    constant bits(32) element2 = Elem[operand2, e, 32];
    constant bits(32) element3 = Elem[operand3, e, 32];
    constant bits(32) element4 = Elem[operand4, e, 32];
    Elem[result, 4*e + 0, 8] = FPConvertFP8(element1, FPCR, FPMR, 8);
    Elem[result, 4*e + 1, 8] = FPConvertFP8(element2, FPCR, FPMR, 8);
    Elem[result, 4*e + 2, 8] = FPConvertFP8(element3, FPCR, FPMR, 8);
    Elem[result, 4*e + 3, 8] = FPConvertFP8(element4, FPCR, FPMR, 8);
Z[d, VL] = result;
```


FCVTZS

Multi-vector floating-point convert to signed integer, rounding toward zero

This instruction converts each element of the two or four source vectors from single-precision floating-point to the signed 32-bit integer nearer to zero, and places the results in the corresponding elements of the two or four destination vectors.

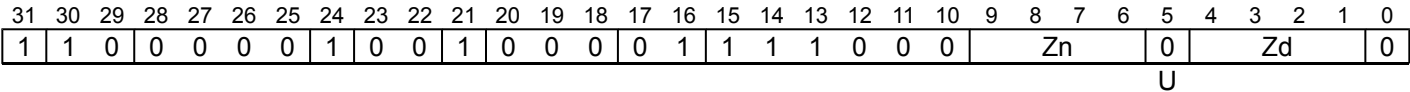
This instruction follows SME2 floating-point numerical behaviors corresponding to instructions that place their results in one or more SVE Z vectors.

This instruction is unpredicated.

It has encodings from 2 classes: [Two registers](#) and [Four registers](#)

Two registers

(FEAT_SME2)



Encoding

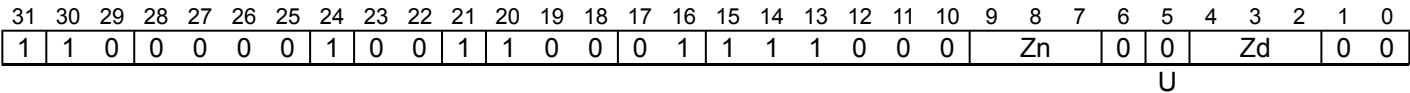
FCVTZS { <Zd1>.S-<Zd2>.S }, { <Zn1>.S-<Zn2>.S }

Decode for this encoding

```
if !IsFeatureImplemented(FEAT_SME2) then EndOfDecode(Decode_UNDEF);
constant integer n = UInt(Zn:'0');
constant integer d = UInt(Zd:'0');
constant integer nreg = 2;
constant boolean unsigned = FALSE;
constant FPRounding rounding = FPRounding_ZERO;
```

Four registers

(FEAT_SME2)



Encoding

FCVTZS { <Zd1>.S-<Zd4>.S }, { <Zn1>.S-<Zn4>.S }

Decode for this encoding

```
if !IsFeatureImplemented(FEAT_SME2) then EndOfDecode(Decode_UNDEF);
constant integer n = UInt(Zn:'00');
constant integer d = UInt(Zd:'00');
constant integer nreg = 4;
constant boolean unsigned = FALSE;
constant FPRounding rounding = FPRounding_ZERO;
```

Assembler Symbols

- <Zd1>
- For the "Two registers" variant: is the name of the first scalable vector register of the destination multi-vector group, encoded as "Zd" times 2.
- For the "Four registers" variant: is the name of the first scalable vector register of the destination multi-vector group, encoded as "Zd" times 4.
- <Zd2>
- Is the name of the second scalable vector register of the destination multi-vector group, encoded as "Zd" times 2 plus 1.

- <Zn1> For the "Two registers" variant: is the name of the first scalable vector register of the source multi-vector group, encoded as "Zn" times 2.
- For the "Four registers" variant: is the name of the first scalable vector register of the source multi-vector group, encoded as "Zn" times 4.
- <Zn2> Is the name of the second scalable vector register of the source multi-vector group, encoded as "Zn" times 2 plus 1.
- <Zd4> Is the name of the fourth scalable vector register of the destination multi-vector group, encoded as "Zd" times 4 plus 3.
- <Zn4> Is the name of the fourth scalable vector register of the source multi-vector group, encoded as "Zn" times 4 plus 3.

Operation

```

CheckStreamingSVEEnabled();
constant integer VL = CurrentVL;
constant integer elements = VL DIV 32;
array [0..3] of bits(VL) results;

for r = 0 to nreg-1
    constant bits(VL) operand = Z[n+r, VL];
    for e = 0 to elements-1
        constant bits(32) element = Elem[operand, e, 32];
        Elem[results[r], e, 32] = FPToFixed(element, 0, unsigned, FPCR, rounding, 32);

for r = 0 to nreg-1
    Z[d+r, VL] = results[r];

```

Internal version only: aarchmrs v2025-03_rel, pseudocode v2025-03_rel ; Build timestamp: 2025-03-21T17:41

Copyright © 2010-2025 Arm Limited or its affiliates. All rights reserved. This document is Non-Confidential.

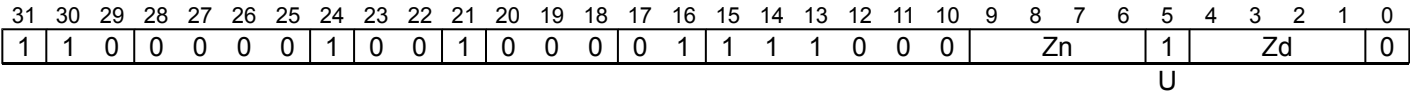
FCVTZU

Multi-vector floating-point convert to unsigned integer, rounding toward zero

This instruction converts each element of the two or four source vectors from single-precision floating-point to the unsigned 32-bit integer nearer to zero, and places the results in the corresponding elements of the two or four destination vectors.
This instruction follows SME2 floating-point numerical behaviors corresponding to instructions that place their results in one or more SVE Z vectors.
This instruction is unpredicated.

It has encodings from 2 classes: [Two registers](#) and [Four registers](#)

Two registers (FEAT_SME2)



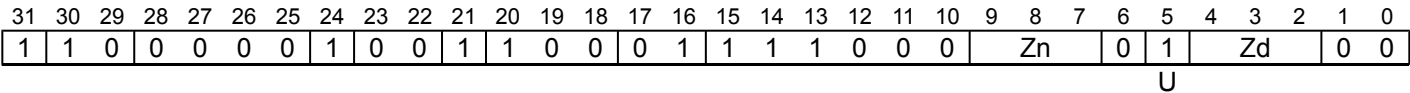
Encoding

FCVTZU { <Zd1>.S-<Zd2>.S }, { <Zn1>.S-<Zn2>.S }

Decode for this encoding

```
if !IsFeatureImplemented(FEAT_SME2) then EndOfDecode(Decode_UNDEF);
constant integer n = UInt(Zn:'0');
constant integer d = UInt(Zd:'0');
constant integer nreg = 2;
constant boolean unsigned = TRUE;
constant FPRounding rounding = FPRounding_ZERO;
```

Four registers (FEAT_SME2)



Encoding

FCVTZU { <Zd1>.S-<Zd4>.S }, { <Zn1>.S-<Zn4>.S }

Decode for this encoding

```
if !IsFeatureImplemented(FEAT_SME2) then EndOfDecode(Decode_UNDEF);
constant integer n = UInt(Zn:'00');
constant integer d = UInt(Zd:'00');
constant integer nreg = 4;
constant boolean unsigned = TRUE;
constant FPRounding rounding = FPRounding_ZERO;
```

Assembler Symbols

- <Zd1>For the "Two registers" variant: is the name of the first scalable vector register of the destination multi-vector group, encoded as "Zd" times 2.
For the "Four registers" variant: is the name of the first scalable vector register of the destination multi-vector group, encoded as "Zd" times 4.
- <Zd2>Is the name of the second scalable vector register of the destination multi-vector group, encoded as "Zd" times 2 plus 1.

- <Zn1> For the "Two registers" variant: is the name of the first scalable vector register of the source multi-vector group, encoded as "Zn" times 2.
- For the "Four registers" variant: is the name of the first scalable vector register of the source multi-vector group, encoded as "Zn" times 4.
- <Zn2> Is the name of the second scalable vector register of the source multi-vector group, encoded as "Zn" times 2 plus 1.
- <Zd4> Is the name of the fourth scalable vector register of the destination multi-vector group, encoded as "Zd" times 4 plus 3.
- <Zn4> Is the name of the fourth scalable vector register of the source multi-vector group, encoded as "Zn" times 4 plus 3.

Operation

```

CheckStreamingSVEEnabled();
constant integer VL = CurrentVL;
constant integer elements = VL DIV 32;
array [0..3] of bits(VL) results;

for r = 0 to nreg-1
    constant bits(VL) operand = Z[n+r, VL];
    for e = 0 to elements-1
        constant bits(32) element = Elem[operand, e, 32];
        Elem[results[r], e, 32] = FPToFixed(element, 0, unsigned, FPCR, rounding, 32);

for r = 0 to nreg-1
    Z[d+r, VL] = results[r];

```

Internal version only: aarchmrs v2025-03_rel, pseudocode v2025-03_rel ; Build timestamp: 2025-03-21T17:41

Copyright © 2010-2025 Arm Limited or its affiliates. All rights reserved. This document is Non-Confidential.

FDOT (2-way, multiple and indexed vector, FP16 to FP32)

Multi-vector half-precision dot-product by indexed element

This instruction computes the fused sum-of-products of a pair of half-precision values held in the corresponding 32-bit elements of the two or four first source vectors and the indexed 32-bit element of the second source vector, without intermediate rounding. The single-precision sum-of-products are destructively added to the corresponding single-precision elements of the ZA single-vector groups.

The half-precision pairs within the second source vector are specified using an immediate index which selects the same pair position within each 128-bit vector segment. The element index range is from 0 to 3.

The single-vector group within each half of or each quarter of the ZA array is selected by the sum of the vector select register and offset, modulo half or quarter the number of ZA array vectors.

The vector group symbol, VGx2 or VGx4, indicates that the ZA operand consists of two or four ZA single-vector groups respectively. The vector group symbol is preferred for disassembly, but optional in assembler source code.

This instruction follows SME ZA-targeting floating-point behaviors.

This instruction is unpredicated.

It has encodings from 2 classes: [Two ZA single-vectors](#) and [Four ZA single-vectors](#)

Two ZA single-vectors

(FEAT_SME2)

31	30	29	28	27	26	25	24	23	22	21	20	19	18	17	16	15	14	13	12	11	10	9	8	7	6	5	4	3	2	1	0
1	1	0	0	0	0	0	1	0	1	0	1	Zm			0	Rv		1	i2		Zn			0	0	1	off3				
																op					opc2										

Encoding

```
FDOT ZA.S[<Wv>, <offs>{, VGx2}], { <Zn1>.H-<Zn2>.H }, <Zm>.H[<index>]
```

Decode for this encoding

```
if !IsFeatureImplemented(FEAT_SME2) then EndOfDecode(Decode_UNDEF);
constant integer v = UInt('010':Rv);
constant integer n = UInt(Zn:'0');
constant integer m = UInt('0':Zm);
constant integer offset = UInt(off3);
constant integer index = UInt(i2);
constant integer nreg = 2;
```

Four ZA single-vectors

(FEAT_SME2)

31	30	29	28	27	26	25	24	23	22	21	20	19	18	17	16	15	14	13	12	11	10	9	8	7	6	5	4	3	2	1	0
1	1	0	0	0	0	0	1	0	1	0	1	Zm			1	Rv		1	i2		Zn			0	0	0	1	off3			
																op					opc2										

Encoding

```
FDOT ZA.S[<Wv>, <offs>{, VGx4}], { <Zn1>.H-<Zn4>.H }, <Zm>.H[<index>]
```

Decode for this encoding

```
if !IsFeatureImplemented(FEAT_SME2) then EndOfDecode(Decode_UNDEF);
constant integer v = UInt('010':Rv);
constant integer n = UInt(Zn:'00');
constant integer m = UInt('0':Zm);
constant integer offset = UInt(off3);
constant integer index = UInt(i2);
constant integer nreg = 4;
```

Assembler Symbols

<Wv>	Is the 32-bit name of the vector select register W8-W11, encoded in the "Rv" field.
<offs>	Is the vector select offset, in the range 0 to 7, encoded in the "off3" field.
<Zn1>	For the "Two ZA single-vectors" variant: is the name of the first scalable vector register of the first source multi-vector group, encoded as "Zn" times 2. For the "Four ZA single-vectors" variant: is the name of the first scalable vector register of the first source multi-vector group, encoded as "Zn" times 4.
<Zn2>	Is the name of the second scalable vector register of the first source multi-vector group, encoded as "Zn" times 2 plus 1.
<Zm>	Is the name of the second source scalable vector register Z0-Z15, encoded in the "Zm" field.
<index>	Is the immediate index of a group of two 16-bit elements within each 128-bit vector segment, in the range 0 to 3, encoded in the "i2" field.
<Zn4>	Is the name of the fourth scalable vector register of the first source multi-vector group, encoded as "Zn" times 4 plus 3.

Operation

```
CheckStreamingSVEAndZAAEnabled();
constant integer VL = CurrentVL;
constant integer elements = VL DIV 32;
constant integer vectors = VL DIV 8;
constant integer vstride = vectors DIV nreg;
constant integer eltspersegment = 128 DIV 32;
constant bits(32) vbase = X[v, 32];
integer vec = (UInt(vbase) + offset) MOD vstride;
bits(VL) result;

for r = 0 to nreg-1
    constant bits(VL) operand1 = Z[n+r, VL];
    constant bits(VL) operand2 = Z[m, VL];
    constant bits(VL) operand3 = ZAvector[vec, VL];
    for e = 0 to elements-1
        constant bits(16) elt1_a = Elem[operand1, 2 * e + 0, 16];
        constant bits(16) elt1_b = Elem[operand1, 2 * e + 1, 16];
        constant integer segmentbase = e - (e MOD eltspersegment);
        constant integer s = segmentbase + index;
        constant bits(16) elt2_a = Elem[operand2, 2 * s + 0, 16];
        constant bits(16) elt2_b = Elem[operand2, 2 * s + 1, 16];
        bits(32) sum = Elem[operand3, e, 32];
        sum = FPDotAdd ZA(sum, elt1_a, elt1_b, elt2_a, elt2_b, FPCR);
        Elem[result, e, 32] = sum;
    ZAvector[vec, VL] = result;
    vec = vec + vstride;
```

Internal version only: aarchmrs v2025-03_rel, pseudocode v2025-03_rel ; Build timestamp: 2025-03-21T17:41

Copyright © 2010-2025 Arm Limited or its affiliates. All rights reserved. This document is Non-Confidential.

FDOT (2-way, multiple and indexed vector, FP8 to FP16)

Multi-vector 8-bit floating-point dot-product by indexed element to half-precision

This instruction computes the fused sum-of-products of a group of two 8-bit floating-point values held in the corresponding 16-bit elements of the two or four first source vectors and the indexed 16-bit element of the second source vector. The half-precision sum-of-products are scaled by $2^{\text{UInt}(\text{FPMR.LSCALE}[3:0])}$, before being destructively added without intermediate rounding to the corresponding half-precision elements of the ZA single-vector groups. The 8-bit floating-point encoding format for the elements of the first source vector and the second source vector is selected by FPMR.F8S1 and FPMR.F8S2 respectively.

The 8-bit floating-point pairs within the second source vector are specified using an immediate index which selects the same pair position within each 128-bit vector segment.

The single-vector group within each half of or each quarter of the ZA array is selected by the sum of the vector select register and offset, modulo half or quarter the number of ZA array vectors.

The vector group symbol, VGx2 or VGx4, indicates that the ZA operand consists of two or four ZA single-vector groups respectively. The vector group symbol is preferred for disassembly, but optional in assembler source code.

This instruction is unpredicated.

It has encodings from 2 classes: [Two ZA single-vectors](#) and [Four ZA single-vectors](#)

Two ZA single-vectors

(FEAT_SME_F8F16)

31	30	29	28	27	26	25	24	23	22	21	20	19	18	17	16	15	14	13	12	11	10	9	8	7	6	5	4	3	2	1	0
1	1	0	0	0	0	0	1	1	1	0	1	Zm			0	Rv		0	i3h		Zn			1	0	i3l	off3				
op																															

Encoding

```
FDOT ZA.H[<Wv>, <offs>{, VGx2}], { <Zn1>.B-<Zn2>.B }, <Zm>.B[<index>]
```

Decode for this encoding

```
if !IsFeatureImplemented(FEAT_SME_F8F16) then EndOfDecode(Decode_UNDEF);
constant integer v = UInt('010':Rv);
constant integer n = UInt(Zn:'0');
constant integer m = UInt('0':Zm);
constant integer offset = UInt(off3);
constant integer index = UInt(i3h:i3l);
constant integer nreg = 2;
```

Four ZA single-vectors

(FEAT_SME_F8F16)

31	30	29	28	27	26	25	24	23	22	21	20	19	18	17	16	15	14	13	12	11	10	9	8	7	6	5	4	3	2	1	0
1	1	0	0	0	0	0	1	0	0	0	1	Zm			1	Rv		1	i3h		Zn			1	0	0	i3l	off3			

Encoding

```
FDOT ZA.H[<Wv>, <offs>{, VGx4}], { <Zn1>.B-<Zn4>.B }, <Zm>.B[<index>]
```

Decode for this encoding

```
if !IsFeatureImplemented(FEAT_SME_F8F16) then EndOfDecode(Decode_UNDEF);
constant integer v = UInt('010':Rv);
constant integer n = UInt(Zn:'00');
constant integer m = UInt('0':Zm);
constant integer offset = UInt(off3);
constant integer index = UInt(i3h:i3l);
constant integer nreg = 4;
```

Assembler Symbols

<Wv>	Is the 32-bit name of the vector select register W8-W11, encoded in the "Rv" field.
<offs>	Is the vector select offset, in the range 0 to 7, encoded in the "off3" field.
<Zn1>	For the "Two ZA single-vectors" variant: is the name of the first scalable vector register of the first source multi-vector group, encoded as "Zn" times 2. For the "Four ZA single-vectors" variant: is the name of the first scalable vector register of the first source multi-vector group, encoded as "Zn" times 4.
<Zn2>	Is the name of the second scalable vector register of the first source multi-vector group, encoded as "Zn" times 2 plus 1.
<Zm>	Is the name of the second source scalable vector register Z0-Z15, encoded in the "Zm" field.
<index>	Is the immediate index of a group of two 8-bit elements within each 128-bit vector segment, in the range 0 to 7, encoded in the "i3h:i3l" fields.
<Zn4>	Is the name of the fourth scalable vector register of the first source multi-vector group, encoded as "Zn" times 4 plus 3.

Operation

```
CheckFPMREnabled();
CheckStreamingSVEAndZAEEnabled();
constant integer VL = CurrentVL;
constant integer elements = VL DIV 16;
constant integer vectors = VL DIV 8;
constant integer vstride = vectors DIV nreg;
constant integer eltspersegment = 128 DIV 16;
constant bits(32) vbase = X[v, 32];
integer vec = (UInt(vbase) + offset) MOD vstride;
bits(VL) result;

for r = 0 to nreg-1
    constant bits(VL) operand1 = Z[n+r, VL];
    constant bits(VL) operand2 = Z[m, VL];
    constant bits(VL) operand3 = ZAvector[vec, VL];
    for e = 0 to elements-1
        constant bits(16) op1 = Elem[operand1, e, 16];
        constant integer segmentbase = e - (e MOD eltspersegment);
        constant integer s = segmentbase + index;
        constant bits(16) op2 = Elem[operand2, s, 16];
        bits(16) sum = Elem[operand3, e, 16];
        sum = FP8DotAddFP(sum, op1, op2, FPCR, FPMR);
        Elem[result, e, 16] = sum;
    ZAvector[vec, VL] = result;
    vec = vec + vstride;
```

Internal version only: aarchmrs v2025-03_rel, pseudocode v2025-03_rel ; Build timestamp: 2025-03-21T17:41

Copyright © 2010-2025 Arm Limited or its affiliates. All rights reserved. This document is Non-Confidential.

FDOT (2-way, multiple and single vector, FP16 to FP32)

Multi-vector half-precision dot-product by vector

This instruction computes the fused sum-of-products of a pair of half-precision values held in the corresponding 32-bit elements of the two or four first source vectors and the second source vector, without intermediate rounding. The single-precision sum-of-products are destructively added to the corresponding single-precision elements of the ZA single-vector groups.

The single-vector group within each half of or each quarter of the ZA array is selected by the sum of the vector select register and offset, modulo half or quarter the number of ZA array vectors.

The vector group symbol, VGx2 or VGx4, indicates that the ZA operand consists of two or four ZA single-vector groups respectively. The vector group symbol is preferred for disassembly, but optional in assembler source code.

This instruction follows SME ZA-targeting floating-point behaviors.

This instruction is unpredicated.

It has encodings from 2 classes: [Two ZA single-vectors](#) and [Four ZA single-vectors](#)

Two ZA single-vectors (FEAT_SME2)

31	30	29	28	27	26	25	24	23	22	21	20	19	18	17	16	15	14	13	12	11	10	9	8	7	6	5	4	3	2	1	0
1	1	0	0	0	0	0	1	0	0	1	0	Zm			0	Rv		1	0	0	Zn			0		0	off3				
opc																															

Encoding

FDOT ZA.S[<Wv>, <offs>{, VGx2}], { <Zn1>.H-<Zn2>.H }, <Zm>.H

Decode for this encoding

```
if !IsFeatureImplemented(FEAT_SME2) then EndOfDecode(Decode_UNDEF);
constant integer v = UInt('010':Rv);
constant integer n = UInt(Zn);
constant integer m = UInt('0':Zm);
constant integer offset = UInt(off3);
constant integer nreg = 2;
```

Four ZA single-vectors (FEAT_SME2)

31	30	29	28	27	26	25	24	23	22	21	20	19	18	17	16	15	14	13	12	11	10	9	8	7	6	5	4	3	2	1	0	
1	1	0	0	0	0	0	1	0	0	1	1	Zm			0	Rv		1	0	0	Zn			0	0	off3						
																															opc	

Encoding

FDOT ZA.S[<Wv>, <offs>{, VGx4}], { <Zn1>.H-<Zn4>.H }, <Zm>.H

Decode for this encoding

```
if !IsFeatureImplemented(FEAT_SME2) then EndOfDecode(Decode_UNDEF);
constant integer v = UInt('010':Rv);
constant integer n = UInt(Zn);
constant integer m = UInt('0':Zm);
constant integer offset = UInt(off3);
constant integer nreg = 4;
```

Assembler Symbols

- <Wv> Is the 32-bit name of the vector select register W8-W11, encoded in the "Rv" field.
- <offs> Is the vector select offset, in the range 0 to 7, encoded in the "off3" field.

- <Zn1> Is the name of the first scalable vector register of the first source multi-vector group, encoded as "Zn".
- <Zn2> Is the name of the second scalable vector register of the first source multi-vector group, encoded as "Zn" plus 1 modulo 32.
- <Zm> Is the name of the second source scalable vector register Z0-Z15, encoded in the "Zm" field.
- <Zn4> Is the name of the fourth scalable vector register of the first source multi-vector group, encoded as "Zn" plus 3 modulo 32.

Operation

```

CheckStreamingSVEAndZAAEnabled();
constant integer VL = CurrentVL;
constant integer elements = VL DIV 32;
constant integer vectors = VL DIV 8;
constant integer vstride = vectors DIV nreg;
constant bits(32) vbase = X[v, 32];
integer vec = (UInt(vbase) + offset) MOD vstride;
bits(VL) result;

for r = 0 to nreg-1
    constant bits(VL) operand1 = Z[(n+r) MOD 32, VL];
    constant bits(VL) operand2 = Z[m, VL];
    constant bits(VL) operand3 = ZAvector[vec, VL];
    for e = 0 to elements-1
        constant bits(16) elt1_a = Elem[operand1, 2 * e + 0, 16];
        constant bits(16) elt1_b = Elem[operand1, 2 * e + 1, 16];
        constant bits(16) elt2_a = Elem[operand2, 2 * e + 0, 16];
        constant bits(16) elt2_b = Elem[operand2, 2 * e + 1, 16];
        bits(32) sum = Elem[operand3, e, 32];
        sum = FPDotAdd_ZA(sum, elt1_a, elt1_b, elt2_a, elt2_b, FPCR);
        Elem[result, e, 32] = sum;
    ZAvector[vec, VL] = result;
    vec = vec + vstride;

```

Internal version only: aarchmrs v2025-03_rel, pseudocode v2025-03_rel ; Build timestamp: 2025-03-21T17:41

Copyright © 2010-2025 Arm Limited or its affiliates. All rights reserved. This document is Non-Confidential.

FDOT (2-way, multiple and single vector, FP8 to FP16)

Multi-vector 8-bit floating-point dot-product by vector to half-precision

This instruction computes the fused sum-of-products of a group of two 8-bit floating-point values held in the corresponding 16-bit elements of the two or four first source vectors and the second source vector. The half-precision sum-of-products are scaled by $2^{-\text{UInt}(\text{FPMR.LSCALE}[3:0])}$, before being destructively added without intermediate rounding to the corresponding half-precision elements of the ZA single-vector groups. The 8-bit floating-point encoding format for the elements of the first source vector and the second source vector is selected by FPMR.F8S1 and FPMR.F8S2 respectively. The single-vector group within each half of or each quarter of the ZA array is selected by the sum of the vector select register and offset, modulo half or quarter the number of ZA array vectors.

The vector group symbol, VGx2 or VGx4, indicates that the ZA operand consists of two or four ZA single-vector groups respectively. The vector group symbol is preferred for disassembly, but optional in assembler source code.

This instruction is unpredicated.

It has encodings from 2 classes: [Two ZA single-vectors](#) and [Four ZA single-vectors](#)

Two ZA single-vectors
(FEAT_SME_F8F16)

31	30	29	28	27	26	25	24	23	22	21	20	19	18	17	16	15	14	13	12	11	10	9	8	7	6	5	4	3	2	1	0
1	1	0	0	0	0	0	1	0	0	1	0	Zm			0	Rv		1	0	0	Zn			0		1	off3				
opc																															

Encoding

FDOT ZA.H[<Wv>, <offs>{, VGx2}], { <Zn1>.B-<Zn2>.B }, <Zm>.B

Decode for this encoding

```
if !IsFeatureImplemented(FEAT_SME_F8F16) then EndOfDecode(Decode_UNDEF);
constant integer v = UInt('010':Rv);
constant integer n = UInt(Zn);
constant integer m = UInt('0':Zm);
constant integer offset = UInt(off3);
constant integer nreg = 2;
```

Four ZA single-vectors
(FEAT_SME_F8F16)

31	30	29	28	27	26	25	24	23	22	21	20	19	18	17	16	15	14	13	12	11	10	9	8	7	6	5	4	3	2	1	0
1	1	0	0	0	0	0	1	0	0	1	1	Zm			0	Rv		1	0	0	Zn			0		1	off3				
opc																															

Encoding

FDOT ZA.H[<Wv>, <offs>{, VGx4}], { <Zn1>.B-<Zn4>.B }, <Zm>.B

Decode for this encoding

```
if !IsFeatureImplemented(FEAT_SME_F8F16) then EndOfDecode(Decode_UNDEF);
constant integer v = UInt('010':Rv);
constant integer n = UInt(Zn);
constant integer m = UInt('0':Zm);
constant integer offset = UInt(off3);
constant integer nreg = 4;
```

Assembler Symbols

- <Wv> Is the 32-bit name of the vector select register W8-W11, encoded in the "Rv" field.
- <offs> Is the vector select offset, in the range 0 to 7, encoded in the "off3" field.

- <Zn1> Is the name of the first scalable vector register of the first source multi-vector group, encoded as "Zn".
- <Zn2> Is the name of the second scalable vector register of the first source multi-vector group, encoded as "Zn" plus 1 modulo 32.
- <Zm> Is the name of the second source scalable vector register Z0-Z15, encoded in the "Zm" field.
- <Zn4> Is the name of the fourth scalable vector register of the first source multi-vector group, encoded as "Zn" plus 3 modulo 32.

Operation

```

CheckFPMREnabled();
CheckStreamingSVEAndZAEEnabled();
constant integer VL = CurrentVL;
constant integer elements = VL DIV 16;
constant integer vectors = VL DIV 8;
constant integer vstride = vectors DIV nreg;
constant bits(32) vbase = X[v, 32];
integer vec = (UInt(vbase) + offset) MOD vstride;
bits(VL) result;

for r = 0 to nreg-1
    constant bits(VL) operand1 = Z[(n+r) MOD 32, VL];
    constant bits(VL) operand2 = Z[m, VL];
    constant bits(VL) operand3 = ZAvector[vec, VL];
    for e = 0 to elements-1
        constant bits(16) op1 = Elem[operand1, e, 16];
        constant bits(16) op2 = Elem[operand2, e, 16];
        bits(16) sum = Elem[operand3, e, 16];
        sum = FP8DotAddFP(sum, op1, op2, FPCR, FPMR);
        Elem[result, e, 16] = sum;
    ZAvector[vec, VL] = result;
    vec = vec + vstride;

```

Internal version only: aarchmrs v2025-03_rel, pseudocode v2025-03_rel ; Build timestamp: 2025-03-21T17:41

Copyright © 2010-2025 Arm Limited or its affiliates. All rights reserved. This document is Non-Confidential.

FDOT (2-way, multiple vectors, FP16 to FP32)

Multi-vector half-precision dot-product

This instruction computes the fused sum-of-products of a pair of half-precision values held in the corresponding 32-bit elements of the two or four first and second source vectors, without intermediate rounding. The single-precision sum-of-products are destructively added to the corresponding single-precision elements of the ZA single-vector groups.

The single-vector group within each half of or each quarter of the ZA array is selected by the sum of the vector select register and offset, modulo half or quarter the number of ZA array vectors.

The vector group symbol, VGx2 or VGx4, indicates that the ZA operand consists of two or four ZA single-vector groups respectively. The vector group symbol is preferred for disassembly, but optional in assembler source code.

This instruction follows SME ZA-targeting floating-point behaviors.

This instruction is unpredicated.

It has encodings from 2 classes: [Two ZA single-vectors](#) and [Four ZA single-vectors](#)

Two ZA single-vectors (FEAT_SME2)

31	30	29	28	27	26	25	24	23	22	21	20	19	18	17	16	15	14	13	12	11	10	9	8	7	6	5	4	3	2	1	0
1	1	0	0	0	0	0	1	1	0	1	Zm			0	0	Rv		1	0	0	Zn			0	0	0	off3				
opc																															

Encoding

FDOT ZA.S[<Wv>, <offs>{, VGx2}], { <Zn1>.H-<Zn2>.H }, { <Zm1>.H-<Zm2>.H }

Decode for this encoding

```
if !IsFeatureImplemented(FEAT_SME2) then EndOfDecode(Decode_UNDEF);
constant integer v = UInt('010':Rv);
constant integer n = UInt(Zn:'0');
constant integer m = UInt(Zm:'0');
constant integer offset = UInt(off3);
constant integer nreg = 2;
```

Four ZA single-vectors (FEAT_SME2)

31	30	29	28	27	26	25	24	23	22	21	20	19	18	17	16	15	14	13	12	11	10	9	8	7	6	5	4	3	2	1	0
1	1	0	0	0	0	0	1	1	0	1	Zm			0	1	0	Rv		1	0	0	Zn			0	0	0	0	off3		
opc																															

Encoding

FDOT ZA.S[<Wv>, <offs>{, VGx4}], { <Zn1>.H-<Zn4>.H }, { <Zm1>.H-<Zm4>.H }

Decode for this encoding

```
if !IsFeatureImplemented(FEAT_SME2) then EndOfDecode(Decode_UNDEF);
constant integer v = UInt('010':Rv);
constant integer n = UInt(Zn:'00');
constant integer m = UInt(Zm:'00');
constant integer offset = UInt(off3);
constant integer nreg = 4;
```

Assembler Symbols

- <Wv> Is the 32-bit name of the vector select register W8-W11, encoded in the "Rv" field.
- <offs> Is the vector select offset, in the range 0 to 7, encoded in the "off3" field.

<Zn1>	For the "Two ZA single-vectors" variant: is the name of the first scalable vector register of the first source multi-vector group, encoded as "Zn" times 2. For the "Four ZA single-vectors" variant: is the name of the first scalable vector register of the first source multi-vector group, encoded as "Zn" times 4.
<Zn2>	Is the name of the second scalable vector register of the first source multi-vector group, encoded as "Zn" times 2 plus 1.
<Zm1>	For the "Two ZA single-vectors" variant: is the name of the first scalable vector register of the second source multi-vector group, encoded as "Zm" times 2. For the "Four ZA single-vectors" variant: is the name of the first scalable vector register of the second source multi-vector group, encoded as "Zm" times 4.
<Zm2>	Is the name of the second scalable vector register of the second source multi-vector group, encoded as "Zm" times 2 plus 1.
<Zn4>	Is the name of the fourth scalable vector register of the first source multi-vector group, encoded as "Zn" times 4 plus 3.
<Zm4>	Is the name of the fourth scalable vector register of the second source multi-vector group, encoded as "Zm" times 4 plus 3.

Operation

```

CheckStreamingSVEAndZAAEnabled();
constant integer VL = CurrentVL;
constant integer elements = VL DIV 32;
constant integer vectors = VL DIV 8;
constant integer vstride = vectors DIV nreg;
constant bits(32) vbase = X[v, 32];
integer vec = (UInt(vbase) + offset) MOD vstride;
bits(VL) result;

for r = 0 to nreg-1
    constant bits(VL) operand1 = Z[n+r, VL];
    constant bits(VL) operand2 = Z[m+r, VL];
    constant bits(VL) operand3 = ZAvector[vec, VL];
    for e = 0 to elements-1
        constant bits(16) elt1_a = Elem[operand1, 2 * e + 0, 16];
        constant bits(16) elt1_b = Elem[operand1, 2 * e + 1, 16];
        constant bits(16) elt2_a = Elem[operand2, 2 * e + 0, 16];
        constant bits(16) elt2_b = Elem[operand2, 2 * e + 1, 16];
        bits(32) sum = Elem[operand3, e, 32];
        sum = FPDotAdd ZA(sum, elt1_a, elt1_b, elt2_a, elt2_b, FPCR);
        Elem[result, e, 32] = sum;
    ZAvector[vec, VL] = result;
    vec = vec + vstride;

```

Internal version only: aarchmrs v2025-03_rel, pseudocode v2025-03_rel ; Build timestamp: 2025-03-21T17:41

Copyright © 2010-2025 Arm Limited or its affiliates. All rights reserved. This document is Non-Confidential.

FDOT (2-way, multiple vectors, FP8 to FP16)

Multi-vector 8-bit floating-point dot-product to half-precision

This instruction computes the fused sum-of-products of a group of two 8-bit floating-point values held in the corresponding 16-bit elements of the two or four first and second source vectors. The half-precision sum-of-products are scaled by $2^{-\text{UInt}(\text{FPMR.LSCALE}[3:0])}$, before being destructively added without intermediate rounding to the corresponding half-precision elements of the ZA single-vector groups. The 8-bit floating-point encoding format for the elements of the first source vector and the second source vector is selected by FPMR.F8S1 and FPMR.F8S2 respectively.

The single-vector group within each half of or each quarter of the ZA array is selected by the sum of the vector select register and offset, modulo half or quarter the number of ZA array vectors.

The vector group symbol, VGx2 or VGx4, indicates that the ZA operand consists of two or four ZA single-vector groups respectively. The vector group symbol is preferred for disassembly, but optional in assembler source code.

This instruction is unpredicated.

It has encodings from 2 classes: [Two ZA single-vectors](#) and [Four ZA single-vectors](#)

Two ZA single-vectors (FEAT_SME_F8F16)

31	30	29	28	27	26	25	24	23	22	21	20	19	18	17	16	15	14	13	12	11	10	9	8	7	6	5	4	3	2	1	0
1	1	0	0	0	0	0	1	1	0	1	Zm			0	0	Rv		1	0	0	Zn			1	0	0	off3				
opc																															

Encoding

FDOT ZA.H[<Wv>, <offs>{, VGx2}], { <Zn1>.B-<Zn2>.B }, { <Zm1>.B-<Zm2>.B }

Decode for this encoding

```
if !IsFeatureImplemented(FEAT_SME_F8F16) then EndOfDecode(Decode_UNDEF);
constant integer v = UInt('010':Rv);
constant integer n = UInt(Zn:'0');
constant integer m = UInt(Zm:'0');
constant integer offset = UInt(off3);
constant integer nreg = 2;
```

Four ZA single-vectors (FEAT_SME_F8F16)

31	30	29	28	27	26	25	24	23	22	21	20	19	18	17	16	15	14	13	12	11	10	9	8	7	6	5	4	3	2	1	0
1	1	0	0	0	0	0	1	1	0	1	Zm			0	1	0	Rv		1	0	0	Zn			0	1	0	0	off3		
opc																															

Encoding

FDOT ZA.H[<Wv>, <offs>{, VGx4}], { <Zn1>.B-<Zn4>.B }, { <Zm1>.B-<Zm4>.B }

Decode for this encoding

```
if !IsFeatureImplemented(FEAT_SME_F8F16) then EndOfDecode(Decode_UNDEF);
constant integer v = UInt('010':Rv);
constant integer n = UInt(Zn:'00');
constant integer m = UInt(Zm:'00');
constant integer offset = UInt(off3);
constant integer nreg = 4;
```

Assembler Symbols

- <Wv> Is the 32-bit name of the vector select register W8-W11, encoded in the "Rv" field.
- <offs> Is the vector select offset, in the range 0 to 7, encoded in the "off3" field.

- <Zn1> For the "Two ZA single-vectors" variant: is the name of the first scalable vector register of the first source multi-vector group, encoded as "Zn" times 2.
For the "Four ZA single-vectors" variant: is the name of the first scalable vector register of the first source multi-vector group, encoded as "Zn" times 4.
- <Zn2> Is the name of the second scalable vector register of the first source multi-vector group, encoded as "Zn" times 2 plus 1.
- <Zm1> For the "Two ZA single-vectors" variant: is the name of the first scalable vector register of the second source multi-vector group, encoded as "Zm" times 2.
For the "Four ZA single-vectors" variant: is the name of the first scalable vector register of the second source multi-vector group, encoded as "Zm" times 4.
- <Zm2> Is the name of the second scalable vector register of the second source multi-vector group, encoded as "Zm" times 2 plus 1.
- <Zn4> Is the name of the fourth scalable vector register of the first source multi-vector group, encoded as "Zn" times 4 plus 3.
- <Zm4> Is the name of the fourth scalable vector register of the second source multi-vector group, encoded as "Zm" times 4 plus 3.

Operation

```

CheckFPMREnabled();
CheckStreamingSVEAndZAEEnabled();
constant integer VL = CurrentVL;
constant integer elements = VL DIV 16;
constant integer vectors = VL DIV 8;
constant integer vstride = vectors DIV nreg;
constant bits(32) vbase = X[v, 32];
integer vec = (UInt(vbase) + offset) MOD vstride;
bits(VL) result;

for r = 0 to nreg-1
    constant bits(VL) operand1 = Z[n+r, VL];
    constant bits(VL) operand2 = Z[m+r, VL];
    constant bits(VL) operand3 = ZAvector[vec, VL];
    for e = 0 to elements-1
        constant bits(16) op1 = Elem[operand1, e, 16];
        constant bits(16) op2 = Elem[operand2, e, 16];
        bits(16) sum = Elem[operand3, e, 16];
        sum = FP8DotAddFP(sum, op1, op2, FPCR, FPMR);
        Elem[result, e, 16] = sum;
    ZAvector[vec, VL] = result;
    vec = vec + vstride;

```

Internal version only: aarchmrs v2025-03_rel, pseudocode v2025-03_rel ; Build timestamp: 2025-03-21T17:41

Copyright © 2010-2025 Arm Limited or its affiliates. All rights reserved. This document is Non-Confidential.

FDOT (4-way, multiple and indexed vector)

Multi-vector 8-bit floating-point dot-product by indexed element to single-precision

This instruction computes the fused sum-of-products of a group of four 8-bit floating-point values held in the corresponding 32-bit elements of the two or four first source vectors and the indexed 32-bit element of the second source vector. The single-precision sum-of-products are scaled by $2^{\text{UInt}(\text{FPMR.LSCALE})}$, before being destructively added without intermediate rounding to the corresponding single-precision elements of the ZA single-vector groups. The 8-bit floating-point encoding format for the elements of the first source vector and the second source vector is selected by FPMR.F8S1 and FPMR.F8S2 respectively.

The 8-bit floating-point groups within the second source vector are specified using an immediate index which selects the same group position within each 128-bit vector segment.

The single-vector group within each half of or each quarter of the ZA array is selected by the sum of the vector select register and offset, modulo half or quarter the number of ZA array vectors.

The vector group symbol, VGx2 or VGx4, indicates that the ZA operand consists of two or four ZA single-vector groups respectively. The vector group symbol is preferred for disassembly, but optional in assembler source code.

This instruction is unpredicated.

It has encodings from 2 classes: [Two ZA single-vectors](#) and [Four ZA single-vectors](#)

Two ZA single-vectors

(FEAT_SME_F8F32)

31	30	29	28	27	26	25	24	23	22	21	20	19	18	17	16	15	14	13	12	11	10	9	8	7	6	5	4	3	2	1	0
1	1	0	0	0	0	0	1	0	1	0	1	Zm			0	Rv		0	i2		Zn			1	1	1	off3				
																op					opc2										

Encoding

```
FDOT ZA.S[<Wv>, <offs>{, VGx2}], { <Zn1>.B-<Zn2>.B }, <Zm>.B[<index>]
```

Decode for this encoding

```
if !IsFeatureImplemented(FEAT_SME_F8F32) then EndOfDecode(Decode_UNDEF);
constant integer v = UInt('010':Rv);
constant integer n = UInt(Zn:'0');
constant integer m = UInt('0':Zm);
constant integer offset = UInt(off3);
constant integer index = UInt(i2);
constant integer nreg = 2;
```

Four ZA single-vectors

(FEAT_SME_F8F32)

31	30	29	28	27	26	25	24	23	22	21	20	19	18	17	16	15	14	13	12	11	10	9	8	7	6	5	4	3	2	1	0
1	1	0	0	0	0	0	1	0	1	0	1	Zm			1	Rv		0	i2		Zn			0	0	0	1	off3			
																op					opc2										

Encoding

```
FDOT ZA.S[<Wv>, <offs>{, VGx4}], { <Zn1>.B-<Zn4>.B }, <Zm>.B[<index>]
```

Decode for this encoding

```
if !IsFeatureImplemented(FEAT_SME_F8F32) then EndOfDecode(Decode_UNDEF);
constant integer v = UInt('010':Rv);
constant integer n = UInt(Zn:'00');
constant integer m = UInt('0':Zm);
constant integer offset = UInt(off3);
constant integer index = UInt(i2);
constant integer nreg = 4;
```

Assembler Symbols

<Wv>	Is the 32-bit name of the vector select register W8-W11, encoded in the "Rv" field.
<offs>	Is the vector select offset, in the range 0 to 7, encoded in the "off3" field.
<Zn1>	For the "Two ZA single-vectors" variant: is the name of the first scalable vector register of the first source multi-vector group, encoded as "Zn" times 2. For the "Four ZA single-vectors" variant: is the name of the first scalable vector register of the first source multi-vector group, encoded as "Zn" times 4.
<Zn2>	Is the name of the second scalable vector register of the first source multi-vector group, encoded as "Zn" times 2 plus 1.
<Zm>	Is the name of the second source scalable vector register Z0-Z15, encoded in the "Zm" field.
<index>	Is the immediate index of a 32-bit group of four 8-bit values within each 128-bit vector segment, in the range 0 to 3, encoded in the "i2" field.
<Zn4>	Is the name of the fourth scalable vector register of the first source multi-vector group, encoded as "Zn" times 4 plus 3.

Operation

```
CheckFPMREnabled();
CheckStreamingSVEAndZAEEnabled();
constant integer VL = CurrentVL;
constant integer elements = VL DIV 32;
constant integer vectors = VL DIV 8;
constant integer vstride = vectors DIV nreg;
constant integer eltspersegment = 128 DIV 32;
constant bits(32) vbase = X[v, 32];
integer vec = (UInt(vbase) + offset) MOD vstride;
bits(VL) result;

for r = 0 to nreg-1
    constant bits(VL) operand1 = Z[n+r, VL];
    constant bits(VL) operand2 = Z[m, VL];
    constant bits(VL) operand3 = ZAvector[vec, VL];
    for e = 0 to elements-1
        constant bits(32) op1 = Elem[operand1, e, 32];
        constant integer segmentbase = e - (e MOD eltspersegment);
        constant integer s = segmentbase + index;
        constant bits(32) op2 = Elem[operand2, s, 32];
        bits(32) sum = Elem[operand3, e, 32];
        sum = FP8DotAddFP(sum, op1, op2, FPCR, FPMR);
        Elem[result, e, 32] = sum;
    ZAvector[vec, VL] = result;
    vec = vec + vstride;
```

Internal version only: aarchmrs v2025-03_rel, pseudocode v2025-03_rel ; Build timestamp: 2025-03-21T17:41

Copyright © 2010-2025 Arm Limited or its affiliates. All rights reserved. This document is Non-Confidential.

FDOT (4-way, multiple and single vector)

Multi-vector 8-bit floating-point dot-product by vector to single-precision

This instruction computes the fused sum-of-products of a group of four 8-bit floating-point values held in the corresponding 32-bit elements of the two or four first source vectors and the second source vector. The single-precision sum-of-products are scaled by $2^{-\text{UInt}(\text{FPMR.LSCALE})}$, before being destructively added without intermediate rounding to the corresponding single-precision elements of the ZA single-vector groups. The 8-bit floating-point encoding format for the elements of the first source vector and the second source vector is selected by FPMR.F8S1 and FPMR.F8S2 respectively. The single-vector group within each half of or each quarter of the ZA array is selected by the sum of the vector select register and offset, modulo half or quarter the number of ZA array vectors.

The vector group symbol, VGx2 or VGx4, indicates that the ZA operand consists of two or four ZA single-vector groups respectively. The vector group symbol is preferred for disassembly, but optional in assembler source code.

This instruction is unpredicated.

It has encodings from 2 classes: [Two ZA single-vectors](#) and [Four ZA single-vectors](#)

Two ZA single-vectors (FEAT_SME_F8F32)

31	30	29	28	27	26	25	24	23	22	21	20	19	18	17	16	15	14	13	12	11	10	9	8	7	6	5	4	3	2	1	0
1	1	0	0	0	0	0	1	0	0	1	0	Zm			0	Rv		1	0	0	Zn			1		1	off3				
opc																															

Encoding

FDOT ZA.S[<Wv>, <offs>{, VGx2}], { <Zn1>.B-<Zn2>.B }, <Zm>.B

Decode for this encoding

```
if !IsFeatureImplemented(FEAT_SME_F8F32) then EndOfDecode(Decode_UNDEF);
constant integer v = UInt('010':Rv);
constant integer n = UInt(Zn);
constant integer m = UInt('0':Zm);
constant integer offset = UInt(off3);
constant integer nreg = 2;
```

Four ZA single-vectors (FEAT_SME_F8F32)

31	30	29	28	27	26	25	24	23	22	21	20	19	18	17	16	15	14	13	12	11	10	9	8	7	6	5	4	3	2	1	0
1	1	0	0	0	0	0	1	0	0	1	1	Zm			0	Rv		1	0	0	Zn			1	1	off3					
opc																															

Encoding

FDOT ZA.S[<Wv>, <offs>{, VGx4}], { <Zn1>.B-<Zn4>.B }, <Zm>.B

Decode for this encoding

```
if !IsFeatureImplemented(FEAT_SME_F8F32) then EndOfDecode(Decode_UNDEF);
constant integer v = UInt('010':Rv);
constant integer n = UInt(Zn);
constant integer m = UInt('0':Zm);
constant integer offset = UInt(off3);
constant integer nreg = 4;
```

Assembler Symbols

- <Wv> Is the 32-bit name of the vector select register W8-W11, encoded in the "Rv" field.
- <offs> Is the vector select offset, in the range 0 to 7, encoded in the "off3" field.

- <Zn1> Is the name of the first scalable vector register of the first source multi-vector group, encoded as "Zn".
- <Zn2> Is the name of the second scalable vector register of the first source multi-vector group, encoded as "Zn" plus 1 modulo 32.
- <Zm> Is the name of the second source scalable vector register Z0-Z15, encoded in the "Zm" field.
- <Zn4> Is the name of the fourth scalable vector register of the first source multi-vector group, encoded as "Zn" plus 3 modulo 32.

Operation

```

CheckFPMREnabled();
CheckStreamingSVEAndZAEEnabled();
constant integer VL = CurrentVL;
constant integer elements = VL DIV 32;
constant integer vectors = VL DIV 8;
constant integer vstride = vectors DIV nreg;
constant bits(32) vbase = X[v, 32];
integer vec = (UInt(vbase) + offset) MOD vstride;
bits(VL) result;

for r = 0 to nreg-1
    constant bits(VL) operand1 = Z[(n+r) MOD 32, VL];
    constant bits(VL) operand2 = Z[m, VL];
    constant bits(VL) operand3 = ZAvector[vec, VL];
    for e = 0 to elements-1
        constant bits(32) op1 = Elem[operand1, e, 32];
        constant bits(32) op2 = Elem[operand2, e, 32];
        bits(32) sum = Elem[operand3, e, 32];
        sum = FP8DotAddFP(sum, op1, op2, FPCR, FPMR);
        Elem[result, e, 32] = sum;
    ZAvector[vec, VL] = result;
    vec = vec + vstride;

```

Internal version only: aarchmrs v2025-03_rel, pseudocode v2025-03_rel ; Build timestamp: 2025-03-21T17:41

Copyright © 2010-2025 Arm Limited or its affiliates. All rights reserved. This document is Non-Confidential.

FDOT (4-way, multiple vectors)

Multi-vector 8-bit floating-point dot-product to single-precision

This instruction computes the fused sum-of-products of a group of four 8-bit floating-point values held in the corresponding 32-bit elements of the two or four first and second source vectors. The single-precision sum-of-products are scaled by $2^{-\text{UInt}(\text{FPMR.LSCALE})}$, before being destructively added without intermediate rounding to the corresponding single-precision elements of the ZA single-vector groups. The 8-bit floating-point encoding format for the elements of the first source vector and the second source vector is selected by FPMR.F8S1 and FPMR.F8S2 respectively.

The single-vector group within each half of or each quarter of the ZA array is selected by the sum of the vector select register and offset, modulo half or quarter the number of ZA array vectors.

The vector group symbol, VGx2 or VGx4, indicates that the ZA operand consists of two or four ZA single-vector groups respectively. The vector group symbol is preferred for disassembly, but optional in assembler source code.

This instruction is unpredicated.

It has encodings from 2 classes: [Two ZA single-vectors](#) and [Four ZA single-vectors](#)

Two ZA single-vectors (FEAT_SME_F8F32)

31	30	29	28	27	26	25	24	23	22	21	20	19	18	17	16	15	14	13	12	11	10	9	8	7	6	5	4	3	2	1	0
1	1	0	0	0	0	0	1	1	0	1	Zm			0	0	Rv		1	0	0	Zn			1	1	0	off3				
opc																															

Encoding

FDOT ZA.S[<Wv>, <offs>{, VGx2}], { <Zn1>.B-<Zn2>.B }, { <Zm1>.B-<Zm2>.B }

Decode for this encoding

```
if !IsFeatureImplemented(FEAT_SME_F8F32) then EndOfDecode(Decode_UNDEF);
constant integer v = UInt('010':Rv);
constant integer n = UInt(Zn:'0');
constant integer m = UInt(Zm:'0');
constant integer offset = UInt(off3);
constant integer nreg = 2;
```

Four ZA single-vectors (FEAT_SME_F8F32)

31	30	29	28	27	26	25	24	23	22	21	20	19	18	17	16	15	14	13	12	11	10	9	8	7	6	5	4	3	2	1	0
1	1	0	0	0	0	0	1	1	0	1	Zm			0	1	0	Rv		1	0	0	Zn			0	1	1	0	off3		
opc																															

Encoding

FDOT ZA.S[<Wv>, <offs>{, VGx4}], { <Zn1>.B-<Zn4>.B }, { <Zm1>.B-<Zm4>.B }

Decode for this encoding

```
if !IsFeatureImplemented(FEAT_SME_F8F32) then EndOfDecode(Decode_UNDEF);
constant integer v = UInt('010':Rv);
constant integer n = UInt(Zn:'00');
constant integer m = UInt(Zm:'00');
constant integer offset = UInt(off3);
constant integer nreg = 4;
```

Assembler Symbols

- <Wv> Is the 32-bit name of the vector select register W8-W11, encoded in the "Rv" field.
- <offs> Is the vector select offset, in the range 0 to 7, encoded in the "off3" field.

<Zn1>	For the "Two ZA single-vectors" variant: is the name of the first scalable vector register of the first source multi-vector group, encoded as "Zn" times 2. For the "Four ZA single-vectors" variant: is the name of the first scalable vector register of the first source multi-vector group, encoded as "Zn" times 4.
<Zn2>	Is the name of the second scalable vector register of the first source multi-vector group, encoded as "Zn" times 2 plus 1.
<Zm1>	For the "Two ZA single-vectors" variant: is the name of the first scalable vector register of the second source multi-vector group, encoded as "Zm" times 2. For the "Four ZA single-vectors" variant: is the name of the first scalable vector register of the second source multi-vector group, encoded as "Zm" times 4.
<Zm2>	Is the name of the second scalable vector register of the second source multi-vector group, encoded as "Zm" times 2 plus 1.
<Zn4>	Is the name of the fourth scalable vector register of the first source multi-vector group, encoded as "Zn" times 4 plus 3.
<Zm4>	Is the name of the fourth scalable vector register of the second source multi-vector group, encoded as "Zm" times 4 plus 3.

Operation

```

CheckFPMREnabled();
CheckStreamingSVEAndZAEEnabled();
constant integer VL = CurrentVL;
constant integer elements = VL DIV 32;
constant integer vectors = VL DIV 8;
constant integer vstride = vectors DIV nreg;
constant bits(32) vbase = X[v, 32];
integer vec = (UInt(vbase) + offset) MOD vstride;
bits(VL) result;

for r = 0 to nreg-1
    constant bits(VL) operand1 = Z[n+r, VL];
    constant bits(VL) operand2 = Z[m+r, VL];
    constant bits(VL) operand3 = ZAvector[vec, VL];
    for e = 0 to elements-1
        constant bits(32) op1 = Elem[operand1, e, 32];
        constant bits(32) op2 = Elem[operand2, e, 32];
        bits(32) sum = Elem[operand3, e, 32];
        sum = FP8DotAddFP(sum, op1, op2, FPCR, FPMR);
        Elem[result, e, 32] = sum;
    ZAvector[vec, VL] = result;
    vec = vec + vstride;

```

Internal version only: aarchmrs v2025-03_rel, pseudocode v2025-03_rel ; Build timestamp: 2025-03-21T17:41

Copyright © 2010-2025 Arm Limited or its affiliates. All rights reserved. This document is Non-Confidential.

FMAX (multiple and single vector)

Multi-vector floating-point maximum by vector

This instruction determines the maximum of floating-point elements of the second source vector and the corresponding floating-point elements of the two or four first source vectors and destructively places the results in the corresponding elements of the two or four first source vectors.

When FPCR.AH is 0, the behavior is as follows:

- Negative zero compares less than positive zero.
- When FPCR.DN is 0, if either element is a NaN, the result is a quiet NaN.
- When FPCR.DN is 1, if either element is a NaN, the result is Default NaN.

When FPCR.AH is 1, the behavior is as follows:

- If both elements are zeros, regardless of the sign of either zero, the result is the second element.
- If either element is a NaN, regardless of the value of FPCR.DN, the result is the second element.

This instruction follows SME2 floating-point numerical behaviors corresponding to instructions that place their results in one or more SVE Z vectors. This instruction is unpredicated.

It has encodings from 2 classes: [Two registers](#) and [Four registers](#)

Two registers (FEAT_SME2)

31	30	29	28	27	26	25	24	23	22	21	20	19	18	17	16	15	14	13	12	11	10	9	8	7	6	5	4	3	2	1	0
1	1	0	0	0	0	0	1	!= 00	1	0	Zm				1	0	1	0	0	0	0	1	0	0	0	Zdn				0	
size												op												o2							

Encoding

FMAX { <Zdn1>.<T>-<Zdn2>.<T> }, { <Zdn1>.<T>-<Zdn2>.<T> }, <Zm>.<T>

Decode for this encoding

```
if !IsFeatureImplemented(FEAT_SME2) then EndOfDecode(Decode_UNDEF);
constant integer esize = 8 << UInt(size);
constant integer dn = UInt(Zdn:'0');
constant integer m = UInt('0':Zm);
constant integer nreg = 2;
```

Four registers (FEAT_SME2)

31	30	29	28	27	26	25	24	23	22	21	20	19	18	17	16	15	14	13	12	11	10	9	8	7	6	5	4	3	2	1	0
1	1	0	0	0	0	0	1	!= 00	1	0	Zm				1	0	1	0	1	0	0	0	1	0	0	0	Zdn			0	0
size												op												o2							

Encoding

FMAX { <Zdn1>.<T>-<Zdn4>.<T> }, { <Zdn1>.<T>-<Zdn4>.<T> }, <Zm>.<T>

Decode for this encoding

```
if !IsFeatureImplemented(FEAT_SME2) then EndOfDecode(Decode_UNDEF);
constant integer esize = 8 << UInt(size);
constant integer dn = UInt(Zdn:'00');
constant integer m = UInt('0':Zm);
constant integer nreg = 4;
```

Assembler Symbols

<Zdn1> For the "Two registers" variant: is the name of the first scalable vector register of the destination and first source multi-vector group, encoded as "Zdn" times 2.

For the "Four registers" variant: is the name of the first scalable vector register of the destination and first source multi-vector group, encoded as "Zdn" times 4.

<T> Is the size specifier, encoded in "size":

size	<T>
01	H
10	S
11	D

<Zdn2> Is the name of the second scalable vector register of the destination and first source multi-vector group, encoded as "Zdn" times 2 plus 1.

<Zm> Is the name of the second source scalable vector register Z0-Z15, encoded in the "Zm" field.

<Zdn4> Is the name of the fourth scalable vector register of the destination and first source multi-vector group, encoded as "Zdn" times 4 plus 3.

Operation

```

CheckStreamingSVEEnabled();
constant integer VL = CurrentVL;
constant integer elements = VL DIV esize;
array [0..3] of bits(VL) results;

for r = 0 to nreg-1
    constant bits(VL) operand1 = Z[dn+r, VL];
    constant bits(VL) operand2 = Z[m, VL];
    for e = 0 to elements-1
        constant bits(esize) element1 = Elem[operand1, e, esize];
        constant bits(esize) element2 = Elem[operand2, e, esize];
        Elem[results[r], e, esize] = FPMAX(element1, element2, FPCR);

for r = 0 to nreg-1
    Z[dn+r, VL] = results[r];

```

Internal version only: aarchmrs v2025-03_rel, pseudocode v2025-03_rel ; Build timestamp: 2025-03-21T17:41

Copyright © 2010-2025 Arm Limited or its affiliates. All rights reserved. This document is Non-Confidential.

FMAX (multiple vectors)

Multi-vector floating-point maximum

This instruction determines the maximum of floating-point elements of the two or four second source vectors and the corresponding floating-point elements of the two or four first source vectors and destructively places the results in the corresponding elements of the two or four first source vectors.

When FPCR.AH is 0, the behavior is as follows:

- Negative zero compares less than positive zero.
- When FPCR.DN is 0, if either element is a NaN, the result is a quiet NaN.
- When FPCR.DN is 1, if either element is a NaN, the result is Default NaN.

When FPCR.AH is 1, the behavior is as follows:

- If both elements are zeros, regardless of the sign of either zero, the result is the second element.
- If either element is a NaN, regardless of the value of FPCR.DN, the result is the second element.

This instruction follows SME2 floating-point numerical behaviors corresponding to instructions that place their results in one or more SVE Z vectors.

This instruction is unpredicated.

It has encodings from 2 classes: [Two registers](#) and [Four registers](#)

Two registers (FEAT_SME2)

31	30	29	28	27	26	25	24	23	22	21	20	19	18	17	16	15	14	13	12	11	10	9	8	7	6	5	4	3	2	1	0	
1	1	0	0	0	0	0	1	!= 00	1	Zm					0	1	0	1	1	0	0	0	1	0	0	0	0	Zdn			0	
size																opc								o2								

Encoding

FMAX { <Zdn1>.<T>-<Zdn2>.<T> }, { <Zdn1>.<T>-<Zdn2>.<T> }, { <Zm1>.<T>-<Zm2>.<T> }

Decode for this encoding

```
if !IsFeatureImplemented(FEAT_SME2) then EndOfDecode(Decode_UNDEF);
constant integer esize = 8 << UInt(size);
constant integer dn = UInt(Zdn:'0');
constant integer m = UInt(Zm:'0');
constant integer nreg = 2;
```

Four registers (FEAT_SME2)

31	30	29	28	27	26	25	24	23	22	21	20	19	18	17	16	15	14	13	12	11	10	9	8	7	6	5	4	3	2	1	0	
1	1	0	0	0	0	0	1	!= 00	1	Zm					0	0	1	0	1	1	1	0	0	1	0	0	0	Zdn			0	0
size																opc								o2								

Encoding

FMAX { <Zdn1>.<T>-<Zdn4>.<T> }, { <Zdn1>.<T>-<Zdn4>.<T> }, { <Zm1>.<T>-<Zm4>.<T> }

Decode for this encoding

```
if !IsFeatureImplemented(FEAT_SME2) then EndOfDecode(Decode_UNDEF);
constant integer esize = 8 << UInt(size);
constant integer dn = UInt(Zdn:'00');
constant integer m = UInt(Zm:'00');
constant integer nreg = 4;
```

Assembler Symbols

<Zdn1> For the "Two registers" variant: is the name of the first scalable vector register of the destination and first source multi-vector group, encoded as "Zdn" times 2.

For the "Four registers" variant: is the name of the first scalable vector register of the destination and first source multi-vector group, encoded as "Zdn" times 4.

<T> Is the size specifier, encoded in "size":

size	<T>
01	H
10	S
11	D

<Zdn2> Is the name of the second scalable vector register of the destination and first source multi-vector group, encoded as "Zdn" times 2 plus 1.

<Zm1> For the "Two registers" variant: is the name of the first scalable vector register of the second source multi-vector group, encoded as "Zm" times 2.
For the "Four registers" variant: is the name of the first scalable vector register of the second source multi-vector group, encoded as "Zm" times 4.

<Zm2> Is the name of the second scalable vector register of the second source multi-vector group, encoded as "Zm" times 2 plus 1.

<Zdn4> Is the name of the fourth scalable vector register of the destination and first source multi-vector group, encoded as "Zdn" times 4 plus 3.

<Zm4> Is the name of the fourth scalable vector register of the second source multi-vector group, encoded as "Zm" times 4 plus 3.

Operation

```

CheckStreamingSVEEnabled();
constant integer VL = CurrentVL;
constant integer elements = VL DIV esize;
array [0..3] of bits(VL) results;

for r = 0 to nreg-1
    constant bits(VL) operand1 = Z[dn+r, VL];
    constant bits(VL) operand2 = Z[m+r, VL];
    for e = 0 to elements-1
        constant bits(esize) element1 = Elem[operand1, e, esize];
        constant bits(esize) element2 = Elem[operand2, e, esize];
        Elem[results[r], e, esize] = FPMAX(element1, element2, FPCR);

for r = 0 to nreg-1
    Z[dn+r, VL] = results[r];

```

Internal version only: aarchmrs v2025-03_rel, pseudocode v2025-03_rel ; Build timestamp: 2025-03-21T17:41

Copyright © 2010-2025 Arm Limited or its affiliates. All rights reserved. This document is Non-Confidential.

FMAXNM (multiple and single vector)

Multi-vector floating-point maximum number by vector

This instruction determines the maximum number value of floating-point elements of the second source vector and the corresponding floating-point elements of the two or four first source vectors and destructively places the results in the corresponding elements of the two or four first source vectors. Regardless of the value of FPCR.AH, the behavior is as follows:

- Negative zero compares less than positive zero.
- If one element is numeric and the other is a quiet NaN, the result is the numeric value.
- When FPCR.DN is 0, if either element is a signaling NaN or if both elements are NaNs, the result is a quiet NaN.
- When FPCR.DN is 1, if either element is a signaling NaN or if both elements are NaNs, the result is Default NaN.

This instruction follows SME2 floating-point numerical behaviors corresponding to instructions that place their results in one or more SVE Z vectors. This instruction is unpredicated.

It has encodings from 2 classes: [Two registers](#) and [Four registers](#)

Two registers (FEAT_SME2)

31	30	29	28	27	26	25	24	23	22	21	20	19	18	17	16	15	14	13	12	11	10	9	8	7	6	5	4	3	2	1	0
1	1	0	0	0	0	0	1	!= 00	1	0	Zm				1	0	1	0	0	0	0	0	1	0	0	1	Zdn				0
size												op												o2							

Encoding

FMAXNM { <Zdn1>.<T>-<Zdn2>.<T> }, { <Zdn1>.<T>-<Zdn2>.<T> }, <Zm>.<T>

Decode for this encoding

```
if !IsFeatureImplemented(FEAT_SME2) then EndOfDecode(Decode_UNDEF);
constant integer esize = 8 << UInt(size);
constant integer dn = UInt(Zdn:'0');
constant integer m = UInt('0':Zm);
constant integer nreg = 2;
```

Four registers (FEAT_SME2)

31	30	29	28	27	26	25	24	23	22	21	20	19	18	17	16	15	14	13	12	11	10	9	8	7	6	5	4	3	2	1	0		
1	1	0	0	0	0	0	1	!= 00	1	0	Zm					1	0	1	0	1	0	0	1	0	0	1	0	0	1	Zdn		0	0
size												op												o2									

Encoding

FMAXNM { <Zdn1>.<T>-<Zdn4>.<T> }, { <Zdn1>.<T>-<Zdn4>.<T> }, <Zm>.<T>

Decode for this encoding

```
if !IsFeatureImplemented(FEAT_SME2) then EndOfDecode(Decode_UNDEF);
constant integer esize = 8 << UInt(size);
constant integer dn = UInt(Zdn:'00');
constant integer m = UInt('0':Zm);
constant integer nreg = 4;
```

Assembler Symbols

- <Zdn1>
- For the "Two registers" variant: is the name of the first scalable vector register of the destination and first source multi-vector group, encoded as "Zdn" times 2.
- For the "Four registers" variant: is the name of the first scalable vector register of the destination and first source multi-vector group, encoded as "Zdn" times 4.

<T> Is the size specifier, encoded in “size”:

size	<T>
01	H
10	S
11	D

- <Zdn2> Is the name of the second scalable vector register of the destination and first source multi-vector group, encoded as "Zdn" times 2 plus 1.
- <Zm> Is the name of the second source scalable vector register Z0-Z15, encoded in the "Zm" field.
- <Zdn4> Is the name of the fourth scalable vector register of the destination and first source multi-vector group, encoded as "Zdn" times 4 plus 3.

Operation

```
CheckStreamingSVEEnabled();
constant integer VL = CurrentVL;
constant integer elements = VL DIV esize;
array [0..3] of bits(VL) results;

for r = 0 to nreg-1
    constant bits(VL) operand1 = Z[dn+r, VL];
    constant bits(VL) operand2 = Z[m, VL];
    for e = 0 to elements-1
        constant bits(esize) element1 = Elem[operand1, e, esize];
        constant bits(esize) element2 = Elem[operand2, e, esize];
        Elem[results[r], e, esize] = FPMaxNum(element1, element2, FPCR);

for r = 0 to nreg-1
    Z[dn+r, VL] = results[r];
```

FMAXNM (multiple vectors)

Multi-vector floating-point maximum number

This instruction determines the maximum number value of floating-point elements of the two or four second source vectors and the corresponding floating-point elements of the two or four first source vectors and destructively places the results in the corresponding elements of the two or four first source vectors.

Regardless of the value of FPCR.AH, the behavior is as follows:

- Negative zero compares less than positive zero.
- If one element is numeric and the other is a quiet NaN, the result is the numeric value.
- When FPCR.DN is 0, if either element is a signaling NaN or if both elements are NaNs, the result is a quiet NaN.
- When FPCR.DN is 1, if either element is a signaling NaN or if both elements are NaNs, the result is Default NaN.

This instruction follows SME2 floating-point numerical behaviors corresponding to instructions that place their results in one or more SVE Z vectors.

This instruction is unpredicated.

It has encodings from 2 classes: [Two registers](#) and [Four registers](#)

Two registers

(FEAT_SME2)

31	30	29	28	27	26	25	24	23	22	21	20	19	18	17	16	15	14	13	12	11	10	9	8	7	6	5	4	3	2	1	0
1	1	0	0	0	0	0	1	!= 00	1	Zm			0	1	0	1	1	0	0	0	1	0	0	1	Zdn			0			
size												opc												o2							

Encoding

FMAXNM { <Zdn1>.<T>-<Zdn2>.<T> }, { <Zdn1>.<T>-<Zdn2>.<T> }, { <Zm1>.<T>-<Zm2>.<T> }

Decode for this encoding

```

if !IsFeatureImplemented(FEAT_SME2) then EndOfDecode(Decode_UNDEF);
constant integer esize = 8 << UInt(size);
constant integer dn = UInt(Zdn:'0');
constant integer m = UInt(Zm:'0');
constant integer nreg = 2;
```

Four registers

(FEAT_SME2)

31	30	29	28	27	26	25	24	23	22	21	20	19	18	17	16	15	14	13	12	11	10	9	8	7	6	5	4	3	2	1	0
1	1	0	0	0	0	0	1	!= 00	1	Zm			0	0	1	0	1	1	1	0	0	1	0	0	1	Zdn			0	0	
size												opc												o2							

Encoding

FMAXNM { <Zdn1>.<T>-<Zdn4>.<T> }, { <Zdn1>.<T>-<Zdn4>.<T> }, { <Zm1>.<T>-<Zm4>.<T> }

Decode for this encoding

```

if !IsFeatureImplemented(FEAT_SME2) then EndOfDecode(Decode_UNDEF);
constant integer esize = 8 << UInt(size);
constant integer dn = UInt(Zdn:'00');
constant integer m = UInt(Zm:'00');
constant integer nreg = 4;
```

Assembler Symbols

<Zdn1> For the "Two registers" variant: is the name of the first scalable vector register of the destination and first source multi-vector group, encoded as "Zdn" times 2.

For the "Four registers" variant: is the name of the first scalable vector register of the destination and first source multi-vector group, encoded as "Zdn" times 4.

<T> Is the size specifier, encoded in "size":

size	<T>
01	H
10	S
11	D

<Zdn2> Is the name of the second scalable vector register of the destination and first source multi-vector group, encoded as "Zdn" times 2 plus 1.

<Zm1> For the "Two registers" variant: is the name of the first scalable vector register of the second source multi-vector group, encoded as "Zm" times 2.
For the "Four registers" variant: is the name of the first scalable vector register of the second source multi-vector group, encoded as "Zm" times 4.

<Zm2> Is the name of the second scalable vector register of the second source multi-vector group, encoded as "Zm" times 2 plus 1.

<Zdn4> Is the name of the fourth scalable vector register of the destination and first source multi-vector group, encoded as "Zdn" times 4 plus 3.

<Zm4> Is the name of the fourth scalable vector register of the second source multi-vector group, encoded as "Zm" times 4 plus 3.

Operation

```

CheckStreamingSVEEnabled();
constant integer VL = CurrentVL;
constant integer elements = VL DIV esize;
array [0..3] of bits(VL) results;

for r = 0 to nreg-1
    constant bits(VL) operand1 = Z[dn+r, VL];
    constant bits(VL) operand2 = Z[m+r, VL];
    for e = 0 to elements-1
        constant bits(esize) element1 = Elem[operand1, e, esize];
        constant bits(esize) element2 = Elem[operand2, e, esize];
        Elem[results[r], e, esize] = FPMaXNum(element1, element2, FPCR);

for r = 0 to nreg-1
    Z[dn+r, VL] = results[r];

```

Internal version only: aarchmrs v2025-03_rel, pseudocode v2025-03_rel ; Build timestamp: 2025-03-21T17:41

Copyright © 2010-2025 Arm Limited or its affiliates. All rights reserved. This document is Non-Confidential.

FMIN (multiple and single vector)

Multi-vector floating-point minimum by vector

This instruction determines the minimum of floating-point elements of the second source vector and the corresponding floating-point elements of the two or four first source vectors and destructively places the results in the corresponding elements of the two or four first source vectors.

When FPCR.AH is 0, the behavior is as follows:

- Negative zero compares less than positive zero.
- When FPCR.DN is 0, if either element is a NaN, the result is a quiet NaN.
- When FPCR.DN is 1, if either element is a NaN, the result is Default NaN.

When FPCR.AH is 1, the behavior is as follows:

- If both elements are zeros, regardless of the sign of either zero, the result is the second element.
- If either element is a NaN, regardless of the value of FPCR.DN, the result is the second element.

This instruction follows SME2 floating-point numerical behaviors corresponding to instructions that place their results in one or more SVE Z vectors. This instruction is unpredicated.

It has encodings from 2 classes: [Two registers](#) and [Four registers](#)

Two registers (FEAT_SME2)

31	30	29	28	27	26	25	24	23	22	21	20	19	18	17	16	15	14	13	12	11	10	9	8	7	6	5	4	3	2	1	0
1	1	0	0	0	0	0	1	!= 00	1	0	Zm				1	0	1	0	0	0	0	0	1	0	0	0	Zdn				1
size												op												o2							

Encoding

FMIN { <Zdn1>.<T>-<Zdn2>.<T> }, { <Zdn1>.<T>-<Zdn2>.<T> }, <Zm>.<T>

Decode for this encoding

```
if !IsFeatureImplemented(FEAT_SME2) then EndOfDecode(Decode_UNDEF);
constant integer esize = 8 << UInt(size);
constant integer dn = UInt(Zdn:'0');
constant integer m = UInt('0':Zm);
constant integer nreg = 2;
```

Four registers (FEAT_SME2)

31	30	29	28	27	26	25	24	23	22	21	20	19	18	17	16	15	14	13	12	11	10	9	8	7	6	5	4	3	2	1	0
1	1	0	0	0	0	0	1	!= 00	1	0	Zm					1	0	1	0	1	0	0	1	0	0	0	Zdn			0	1
size												op												o2							

Encoding

FMIN { <Zdn1>.<T>-<Zdn4>.<T> }, { <Zdn1>.<T>-<Zdn4>.<T> }, <Zm>.<T>

Decode for this encoding

```
if !IsFeatureImplemented(FEAT_SME2) then EndOfDecode(Decode_UNDEF);
constant integer esize = 8 << UInt(size);
constant integer dn = UInt(Zdn:'00');
constant integer m = UInt('0':Zm);
constant integer nreg = 4;
```

Assembler Symbols

<Zdn1> For the "Two registers" variant: is the name of the first scalable vector register of the destination and first source multi-vector group, encoded as "Zdn" times 2.

For the "Four registers" variant: is the name of the first scalable vector register of the destination and first source multi-vector group, encoded as "Zdn" times 4.

<T> Is the size specifier, encoded in "size":

size	<T>
01	H
10	S
11	D

<Zdn2> Is the name of the second scalable vector register of the destination and first source multi-vector group, encoded as "Zdn" times 2 plus 1.

<Zm> Is the name of the second source scalable vector register Z0-Z15, encoded in the "Zm" field.

<Zdn4> Is the name of the fourth scalable vector register of the destination and first source multi-vector group, encoded as "Zdn" times 4 plus 3.

Operation

```

CheckStreamingSVEEnabled();
constant integer VL = CurrentVL;
constant integer elements = VL DIV esize;
array [0..3] of bits(VL) results;

for r = 0 to nreg-1
    constant bits(VL) operand1 = Z[dn+r, VL];
    constant bits(VL) operand2 = Z[m, VL];
    for e = 0 to elements-1
        constant bits(esize) element1 = Elem[operand1, e, esize];
        constant bits(esize) element2 = Elem[operand2, e, esize];
        Elem[results[r], e, esize] = FPMIn(element1, element2, FPCR);

for r = 0 to nreg-1
    Z[dn+r, VL] = results[r];

```

Internal version only: aarchmrs v2025-03_rel, pseudocode v2025-03_rel ; Build timestamp: 2025-03-21T17:41

Copyright © 2010-2025 Arm Limited or its affiliates. All rights reserved. This document is Non-Confidential.

FMIN (multiple vectors)

Multi-vector floating-point minimum

This instruction determines the minimum of floating-point elements of the two or four second source vectors and the corresponding floating-point elements of the two or four first source vectors and destructively places the results in the corresponding elements of the two or four first source vectors.

When FPCR.AH is 0, the behavior is as follows:

- Negative zero compares less than positive zero.
- When FPCR.DN is 0, if either element is a NaN, the result is a quiet NaN.
- When FPCR.DN is 1, if either element is a NaN, the result is Default NaN.

When FPCR.AH is 1, the behavior is as follows:

- If both elements are zeros, regardless of the sign of either zero, the result is the second element.
- If either element is a NaN, regardless of the value of FPCR.DN, the result is the second element.

This instruction follows SME2 floating-point numerical behaviors corresponding to instructions that place their results in one or more SVE Z vectors.

This instruction is unpredicated.

It has encodings from 2 classes: [Two registers](#) and [Four registers](#)

Two registers (FEAT_SME2)

31	30	29	28	27	26	25	24	23	22	21	20	19	18	17	16	15	14	13	12	11	10	9	8	7	6	5	4	3	2	1	0
1	1	0	0	0	0	0	1	!= 00	1	Zm				0	1	0	1	1	0	0	0	1	0	0	0	Zdn		1			
size												opc												o2							

Encoding

FMIN { <Zdn1>.<T>-<Zdn2>.<T> }, { <Zdn1>.<T>-<Zdn2>.<T> }, { <Zm1>.<T>-<Zm2>.<T> }

Decode for this encoding

```
if !IsFeatureImplemented(FEAT_SME2) then EndOfDecode(Decode_UNDEF);
constant integer esize = 8 << UInt(size);
constant integer dn = UInt(Zdn:'0');
constant integer m = UInt(Zm:'0');
constant integer nreg = 2;
```

Four registers (FEAT_SME2)

31	30	29	28	27	26	25	24	23	22	21	20	19	18	17	16	15	14	13	12	11	10	9	8	7	6	5	4	3	2	1	0
1	1	0	0	0	0	0	1	!= 00	1	Zm				0	0	1	0	1	1	1	0	0	1	0	0	0	Zdn		0	1	
size												opc												o2							

Encoding

FMIN { <Zdn1>.<T>-<Zdn4>.<T> }, { <Zdn1>.<T>-<Zdn4>.<T> }, { <Zm1>.<T>-<Zm4>.<T> }

Decode for this encoding

```
if !IsFeatureImplemented(FEAT_SME2) then EndOfDecode(Decode_UNDEF);
constant integer esize = 8 << UInt(size);
constant integer dn = UInt(Zdn:'00');
constant integer m = UInt(Zm:'00');
constant integer nreg = 4;
```

Assembler Symbols

<Zdn1> For the "Two registers" variant: is the name of the first scalable vector register of the destination and first source multi-vector group, encoded as "Zdn" times 2.

For the "Four registers" variant: is the name of the first scalable vector register of the destination and first source multi-vector group, encoded as "Zdn" times 4.

<T> Is the size specifier, encoded in "size":

size	<T>
01	H
10	S
11	D

<Zdn2> Is the name of the second scalable vector register of the destination and first source multi-vector group, encoded as "Zdn" times 2 plus 1.

<Zm1> For the "Two registers" variant: is the name of the first scalable vector register of the second source multi-vector group, encoded as "Zm" times 2.
For the "Four registers" variant: is the name of the first scalable vector register of the second source multi-vector group, encoded as "Zm" times 4.

<Zm2> Is the name of the second scalable vector register of the second source multi-vector group, encoded as "Zm" times 2 plus 1.

<Zdn4> Is the name of the fourth scalable vector register of the destination and first source multi-vector group, encoded as "Zdn" times 4 plus 3.

<Zm4> Is the name of the fourth scalable vector register of the second source multi-vector group, encoded as "Zm" times 4 plus 3.

Operation

```

CheckStreamingSVEEnabled();
constant integer VL = CurrentVL;
constant integer elements = VL DIV esize;
array [0..3] of bits(VL) results;

for r = 0 to nreg-1
    constant bits(VL) operand1 = Z[dn+r, VL];
    constant bits(VL) operand2 = Z[m+r, VL];
    for e = 0 to elements-1
        constant bits(esize) element1 = Elem[operand1, e, esize];
        constant bits(esize) element2 = Elem[operand2, e, esize];
        Elem[results[r], e, esize] = FPMIn(element1, element2, FPCR);

for r = 0 to nreg-1
    Z[dn+r, VL] = results[r];

```

Internal version only: aarchmrs v2025-03_rel, pseudocode v2025-03_rel ; Build timestamp: 2025-03-21T17:41

Copyright © 2010-2025 Arm Limited or its affiliates. All rights reserved. This document is Non-Confidential.

FMINNM (multiple and single vector)

Multi-vector floating-point minimum number by vector

This instruction determines the minimum number value of floating-point elements of the second source vector and the corresponding floating-point elements of the two or four first source vectors and destructively places the results in the corresponding elements of the two or four first source vectors. Regardless of the value of FPCR.AH, the behavior is as follows:

- Negative zero compares less than positive zero.
- If one element is numeric and the other is a quiet NaN, the result is the numeric value.
- When FPCR.DN is 0, if either element is a signaling NaN or if both elements are NaNs, the result is a quiet NaN.
- When FPCR.DN is 1, if either element is a signaling NaN or if both elements are NaNs, the result is Default NaN.

This instruction follows SME2 floating-point numerical behaviors corresponding to instructions that place their results in one or more SVE Z vectors. This instruction is unpredicated.

It has encodings from 2 classes: [Two registers](#) and [Four registers](#)

Two registers (FEAT_SME2)

31	30	29	28	27	26	25	24	23	22	21	20	19	18	17	16	15	14	13	12	11	10	9	8	7	6	5	4	3	2	1	0
1	1	0	0	0	0	0	1	!= 00	1	0	Zm				1	0	1	0	0	0	0	0	1	0	0	1	Zdn				1
size												op														o2					

Encoding

FMINNM { <Zdn1>.<T>-<Zdn2>.<T> }, { <Zdn1>.<T>-<Zdn2>.<T> }, <Zm>.<T>

Decode for this encoding

```
if !IsFeatureImplemented(FEAT_SME2) then EndOfDecode(Decode_UNDEF);
constant integer esize = 8 << UInt(size);
constant integer dn = UInt(Zdn:'0');
constant integer m = UInt('0':Zm);
constant integer nreg = 2;
```

Four registers (FEAT_SME2)

31	30	29	28	27	26	25	24	23	22	21	20	19	18	17	16	15	14	13	12	11	10	9	8	7	6	5	4	3	2	1	0
1	1	0	0	0	0	0	1	!= 00	1	0	Zm				1	0	1	0	1	0	0	0	1	0	0	1	Zdn		0	1	
size												op														o2					

Encoding

FMINNM { <Zdn1>.<T>-<Zdn4>.<T> }, { <Zdn1>.<T>-<Zdn4>.<T> }, <Zm>.<T>

Decode for this encoding

```
if !IsFeatureImplemented(FEAT_SME2) then EndOfDecode(Decode_UNDEF);
constant integer esize = 8 << UInt(size);
constant integer dn = UInt(Zdn:'00');
constant integer m = UInt('0':Zm);
constant integer nreg = 4;
```

Assembler Symbols

- <Zdn1>
- For the "Two registers" variant: is the name of the first scalable vector register of the destination and first source multi-vector group, encoded as "Zdn" times 2.
- For the "Four registers" variant: is the name of the first scalable vector register of the destination and first source multi-vector group, encoded as "Zdn" times 4.

<T> Is the size specifier, encoded in “size”:

size	<T>
01	H
10	S
11	D

<Zdn2> Is the name of the second scalable vector register of the destination and first source multi-vector group, encoded as "Zdn" times 2 plus 1.

<Zm> Is the name of the second source scalable vector register Z0-Z15, encoded in the "Zm" field.

<Zdn4> Is the name of the fourth scalable vector register of the destination and first source multi-vector group, encoded as "Zdn" times 4 plus 3.

Operation

```
CheckStreamingSVEEnabled();
constant integer VL = CurrentVL;
constant integer elements = VL DIV esize;
array [0..3] of bits(VL) results;

for r = 0 to nreg-1
    constant bits(VL) operand1 = Z[dn+r, VL];
    constant bits(VL) operand2 = Z[m, VL];
    for e = 0 to elements-1
        constant bits(esize) element1 = Elem[operand1, e, esize];
        constant bits(esize) element2 = Elem[operand2, e, esize];
        Elem[results[r], e, esize] = FPMinNum(element1, element2, FPCR);

for r = 0 to nreg-1
    Z[dn+r, VL] = results[r];
```

FMINNM (multiple vectors)

Multi-vector floating-point minimum number

This instruction determines the minimum number value of floating-point elements of the two or four second source vectors and the corresponding floating-point elements of the two or four first source vectors and destructively places the results in the corresponding elements of the two or four first source vectors.

Regardless of the value of FPCR.AH, the behavior is as follows:

- Negative zero compares less than positive zero.
- If one element is numeric and the other is a quiet NaN, the result is the numeric value.
- When FPCR.DN is 0, if either element is a signaling NaN or if both elements are NaNs, the result is a quiet NaN.
- When FPCR.DN is 1, if either element is a signaling NaN or if both elements are NaNs, the result is Default NaN.

This instruction follows SME2 floating-point numerical behaviors corresponding to instructions that place their results in one or more SVE Z vectors.

This instruction is unpredicated.

It has encodings from 2 classes: [Two registers](#) and [Four registers](#)

Two registers

(FEAT_SME2)

31	30	29	28	27	26	25	24	23	22	21	20	19	18	17	16	15	14	13	12	11	10	9	8	7	6	5	4	3	2	1	0
1	1	0	0	0	0	0	1	!= 00	1	Zm			0	1	0	1	1	0	0	0	0	1	0	0	1	Zdn			1		
size												opc												o2							

Encoding

FMINNM { <Zdn1>.<T>-<Zdn2>.<T> }, { <Zdn1>.<T>-<Zdn2>.<T> }, { <Zm1>.<T>-<Zm2>.<T> }

Decode for this encoding

```
if !IsFeatureImplemented(FEAT_SME2) then EndOfDecode(Decode_UNDEF);
constant integer esize = 8 << UInt(size);
constant integer dn = UInt(Zdn:'0');
constant integer m = UInt(Zm:'0');
constant integer nreg = 2;
```

Four registers

(FEAT_SME2)

31	30	29	28	27	26	25	24	23	22	21	20	19	18	17	16	15	14	13	12	11	10	9	8	7	6	5	4	3	2	1	0
1	1	0	0	0	0	0	1	!= 00	1	Zm			0	0	1	0	1	1	1	0	0	1	0	0	1	Zdn			0	1	
size												opc												o2							

Encoding

FMINNM { <Zdn1>.<T>-<Zdn4>.<T> }, { <Zdn1>.<T>-<Zdn4>.<T> }, { <Zm1>.<T>-<Zm4>.<T> }

Decode for this encoding

```
if !IsFeatureImplemented(FEAT_SME2) then EndOfDecode(Decode_UNDEF);
constant integer esize = 8 << UInt(size);
constant integer dn = UInt(Zdn:'00');
constant integer m = UInt(Zm:'00');
constant integer nreg = 4;
```

Assembler Symbols

<Zdn1> For the "Two registers" variant: is the name of the first scalable vector register of the destination and first source multi-vector group, encoded as "Zdn" times 2.

For the "Four registers" variant: is the name of the first scalable vector register of the destination and first source multi-vector group, encoded as "Zdn" times 4.

<T> Is the size specifier, encoded in "size":

size	<T>
01	H
10	S
11	D

<Zdn2> Is the name of the second scalable vector register of the destination and first source multi-vector group, encoded as "Zdn" times 2 plus 1.

<Zm1> For the "Two registers" variant: is the name of the first scalable vector register of the second source multi-vector group, encoded as "Zm" times 2.
For the "Four registers" variant: is the name of the first scalable vector register of the second source multi-vector group, encoded as "Zm" times 4.

<Zm2> Is the name of the second scalable vector register of the second source multi-vector group, encoded as "Zm" times 2 plus 1.

<Zdn4> Is the name of the fourth scalable vector register of the destination and first source multi-vector group, encoded as "Zdn" times 4 plus 3.

<Zm4> Is the name of the fourth scalable vector register of the second source multi-vector group, encoded as "Zm" times 4 plus 3.

Operation

```

CheckStreamingSVEEnabled();
constant integer VL = CurrentVL;
constant integer elements = VL DIV esize;
array [0..3] of bits(VL) results;

for r = 0 to nreg-1
    constant bits(VL) operand1 = Z[dn+r, VL];
    constant bits(VL) operand2 = Z[m+r, VL];
    for e = 0 to elements-1
        constant bits(esize) element1 = Elem[operand1, e, esize];
        constant bits(esize) element2 = Elem[operand2, e, esize];
        Elem[results[r], e, esize] = FPMInNum(element1, element2, FPCR);

for r = 0 to nreg-1
    Z[dn+r, VL] = results[r];

```

Internal version only: aarchmrs v2025-03_rel, pseudocode v2025-03_rel ; Build timestamp: 2025-03-21T17:41

Copyright © 2010-2025 Arm Limited or its affiliates. All rights reserved. This document is Non-Confidential.

FMLA (multiple and indexed vector)

Multi-vector floating-point fused multiply-add by indexed element

This instruction multiplies the indexed element of the second source vector by the corresponding floating-point elements of the two or four first source vectors and destructively adds these values without intermediate rounding to the corresponding elements of the ZA single-vector groups.

The elements within the second source vector are specified using an immediate element index which selects the same element position within each 128-bit vector segment. The index range is from 0 to one less than the number of elements per 128-bit segment.

The single-vector group within each half of or each quarter of the ZA array is selected by the sum of the vector select register and offset, modulo half or quarter the number of ZA array vectors.

The vector group symbol, VGx2 or VGx4, indicates that the ZA operand consists of two or four ZA single-vector groups respectively. The vector group symbol is preferred for disassembly, but optional in assembler source code.

This instruction follows SME ZA-targeting floating-point behaviors.

This instruction is unpredicated.

ID_AA64SMFR0_EL1.F64F64 indicates whether the double-precision variant is implemented, and ID_AA64SMFR0_EL1.F16F16 indicates whether the half-precision variant is implemented.

It has encodings from 6 classes: [Two ZA single-vectors of half-precision elements](#) , [Two ZA single-vectors of single-precision elements](#) , [Two ZA single-vectors of double-precision elements](#) , [Four ZA single-vectors of half-precision elements](#) , [Four ZA single-vectors of single-precision elements](#) and [Four ZA single-vectors of double-precision elements](#)

Two ZA single-vectors of half-precision elements (FEAT_SME_F16F16)

31	30	29	28	27	26	25	24	23	22	21	20	19	18	17	16	15	14	13	12	11	10	9	8	7	6	5	4	3	2	1	0
1	1	0	0	0	0	0	1	0	0	0	1	Zm			0	Rv	1	i3h	Zn			0	0	i3l	off3			op		S	

Encoding

FMLA ZA.H[<Wv>, <offs>{, VGx2}], { <Zn1>.H-<Zn2>.H }, <Zm>.H[<index>]

Decode for this encoding

```
if !IsFeatureImplemented(FEAT_SME_F16F16) then EndOfDecode(Decode_UNDEF);
constant integer v = UInt('010':Rv);
constant integer esize = 16;
constant integer n = UInt(Zn:'0');
constant integer m = UInt('0':Zm);
constant integer offset = UInt(off3);
constant integer index = UInt(i3h:i3l);
constant integer nreg = 2;
```

Two ZA single-vectors of single-precision elements (FEAT_SME2)

31	30	29	28	27	26	25	24	23	22	21	20	19	18	17	16	15	14	13	12	11	10	9	8	7	6	5	4	3	2	1	0
1	1	0	0	0	0	0	1	0	1	0	1	Zm			0	Rv	0	i2	Zn			0	0	0	off3			op		S	

Encoding

FMLA ZA.S[<Wv>, <offs>{, VGx2}], { <Zn1>.S-<Zn2>.S }, <Zm>.S[<index>]

Decode for this encoding

```
if !IsFeatureImplemented(FEAT_SME2) then EndOfDecode(Decode_UNDEF);
constant integer v = UInt('010':Rv);
constant integer esize = 32;
constant integer n = UInt(Zn:'0');
constant integer m = UInt('0':Zm);
constant integer offset = UInt(off3);
constant integer index = UInt(i2);
constant integer nreg = 2;
```

Two ZA single-vectors of double-precision elements
(FEAT_SME2 && FEAT_SME_F64F64)

31	30	29	28	27	26	25	24	23	22	21	20	19	18	17	16	15	14	13	12	11	10	9	8	7	6	5	4	3	2	1	0
1	1	0	0	0	0	0	1	1	1	0	1	Zm				0	Rv	0	0	i1	Zn				0	0	0	off3			
																												S			

Encoding

FMLA ZA.D[<Wv>, <offs>{, VGx2}], { <Zn1>.D-<Zn2>.D }, <Zm>.D[<index>]

Decode for this encoding

```
if !(IsFeatureImplemented(FEAT_SME2) && IsFeatureImplemented(FEAT_SME_F64F64)) then
    EndOfDecode(Decode_UNDEF);
constant integer v = UInt('010':Rv);
constant integer esize = 64;
constant integer n = UInt(Zn:'0');
constant integer m = UInt('0':Zm);
constant integer offset = UInt(off3);
constant integer index = UInt(i1);
constant integer nreg = 2;
```

Four ZA single-vectors of half-precision elements
(FEAT_SME_F16F16)

31	30	29	28	27	26	25	24	23	22	21	20	19	18	17	16	15	14	13	12	11	10	9	8	7	6	5	4	3	2	1	0
1	1	0	0	0	0	0	1	0	0	0	1	Zm				1	Rv	1	i3h	Zn				0	0	0	i3l	off3			
																												op S			

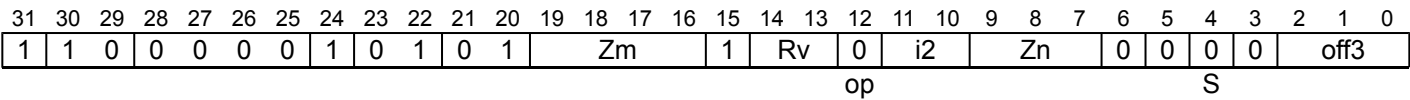
Encoding

FMLA ZA.H[<Wv>, <offs>{, VGx4}], { <Zn1>.H-<Zn4>.H }, <Zm>.H[<index>]

Decode for this encoding

```
if !IsFeatureImplemented(FEAT_SME_F16F16) then EndOfDecode(Decode_UNDEF);
constant integer v = UInt('010':Rv);
constant integer esize = 16;
constant integer n = UInt(Zn:'00');
constant integer m = UInt('0':Zm);
constant integer offset = UInt(off3);
constant integer index = UInt(i3h:i3l);
constant integer nreg = 4;
```


Four ZA single-vectors of single-precision elements
(FEAT_SME2)



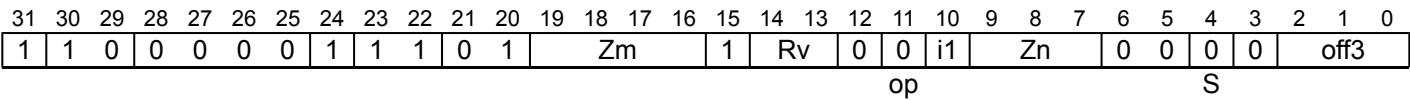
Encoding

```
FMLA ZA.S[<Wv>, <offs>{, VGx4}], { <Zn1>.S-<Zn4>.S }, <Zm>.S[<index>]
```

Decode for this encoding

```
if !IsFeatureImplemented(FEAT_SME2) then EndOfDecode(Decode_UNDEF);
constant integer v = UInt('010':Rv);
constant integer esize = 32;
constant integer n = UInt(Zn:'00');
constant integer m = UInt('0':Zm);
constant integer offset = UInt(off3);
constant integer index = UInt(i2);
constant integer nreg = 4;
```

Four ZA single-vectors of double-precision elements
(FEAT_SME2 && FEAT_SME_F64F64)



Encoding

```
FMLA ZA.D[<Wv>, <offs>{, VGx4}], { <Zn1>.D-<Zn4>.D }, <Zm>.D[<index>]
```

Decode for this encoding

```
if !(IsFeatureImplemented(FEAT_SME2) && IsFeatureImplemented(FEAT_SME_F64F64)) then
    EndOfDecode(Decode_UNDEF);
constant integer v = UInt('010':Rv);
constant integer esize = 64;
constant integer n = UInt(Zn:'00');
constant integer m = UInt('0':Zm);
constant integer offset = UInt(off3);
constant integer index = UInt(i1);
constant integer nreg = 4;
```

Assembler Symbols

- <Wv> Is the 32-bit name of the vector select register W8-W11, encoded in the "Rv" field.
- <offs> Is the vector select offset, in the range 0 to 7, encoded in the "off3" field.
- <Zn1> For the "Two ZA single-vectors of double-precision elements", "Two ZA single-vectors of half-precision elements", and "Two ZA single-vectors of single-precision elements" variants: is the name of the first scalable vector register of the first source multi-vector group, encoded as "Zn" times 2.
For the "Four ZA single-vectors of double-precision elements", "Four ZA single-vectors of half-precision elements", and "Four ZA single-vectors of single-precision elements" variants: is the name of the first scalable vector register of the first source multi-vector group, encoded as "Zn" times 4.
- <Zn2> Is the name of the second scalable vector register of the first source multi-vector group, encoded as "Zn" times 2 plus 1.
- <Zm> Is the name of the second source scalable vector register Z0-Z15, encoded in the "Zm" field.
- <index> For the "Four ZA single-vectors of half-precision elements" and "Two ZA single-vectors of half-precision elements" variants: is the element index, in the range 0 to 7, encoded in the "i3h:i3l" fields.

For the "Four ZA single-vectors of single-precision elements" and "Two ZA single-vectors of single-precision elements" variants: is the element index, in the range 0 to 3, encoded in the "i2" field.

For the "Four ZA single-vectors of double-precision elements" and "Two ZA single-vectors of double-precision elements" variants: is the element index, in the range 0 to 1, encoded in the "i1" field.

<Zn4> Is the name of the fourth scalable vector register of the first source multi-vector group, encoded as "Zn" times 4 plus 3.

Operation

```
CheckStreamingSVEAndZAAEnabled();
constant integer VL = CurrentVL;
constant integer elements = VL DIV esize;
constant integer vectors = VL DIV 8;
constant integer vstride = vectors DIV nreg;
constant integer eltspersegment = 128 DIV esize;
constant bits(32) vbase = X[v, 32];
integer vec = (UInt(vbase) + offset) MOD vstride;
bits(VL) result;

for r = 0 to nreg-1
  constant bits(VL) op1 = Z[n+r, VL];
  constant bits(VL) op2 = Z[m, VL];
  constant bits(VL) op3 = ZAvector[vec, VL];
  for e = 0 to elements-1
    constant bits(esize) elem1 = Elem[op1, e, esize];
    constant integer segmentbase = e - (e MOD eltspersegment);
    constant integer s = segmentbase + index;
    constant bits(esize) elem2 = Elem[op2, s, esize];
    constant bits(esize) elem3 = Elem[op3, e, esize];
    Elem[result, e, esize] = FPMulAdd_ZA(elem3, elem1, elem2, FPCR);
  ZAvector[vec, VL] = result;
  vec = vec + vstride;
```

Internal version only: aarchmrs v2025-03_rel, pseudocode v2025-03_rel ; Build timestamp: 2025-03-21T17:41

Copyright © 2010-2025 Arm Limited or its affiliates. All rights reserved. This document is Non-Confidential.

FMLA (multiple and single vector)

Multi-vector floating-point fused multiply-add by vector

This instruction multiplies the corresponding floating-point elements of the two or four first source vector with corresponding elements of the second source vector and destructively adds these values without intermediate rounding to the corresponding elements of the ZA single-vector groups. The single-vector group within each half of or each quarter of the ZA array is selected by the sum of the vector select register and offset, modulo half or quarter the number of ZA array vectors.

The vector group symbol, VGx2 or VGx4, indicates that the ZA operand consists of two or four ZA single-vector groups respectively. The vector group symbol is preferred for disassembly, but optional in assembler source code.

This instruction follows SME ZA-targeting floating-point behaviors.

This instruction is unpredicated.

ID_AA64SMFR0_EL1.F64F64 indicates whether the double-precision variant is implemented, and ID_AA64SMFR0_EL1.F16F16 indicates whether the half-precision variant is implemented.

It has encodings from 4 classes: [Two ZA single-vectors](#) , [Two ZA single-vectors of half-precision elements](#) , [Four ZA single-vectors](#) and [Four ZA single-vectors of half-precision elements](#)

Two ZA single-vectors (FEAT_SME2)

31	30	29	28	27	26	25	24	23	22	21	20	19	18	17	16	15	14	13	12	11	10	9	8	7	6	5	4	3	2	1	0
1	1	0	0	0	0	0	1	0	sz	1	0	Zm			0	Rv		1	1	0	Zn				0	0	off3				
S																															

Encoding

FMLA ZA.<T>[<Wv>, <offs>{, VGx2}], { <Zn1>.<T>-<Zn2>.<T> }, <Zm>.<T>

Decode for this encoding

```
if !IsFeatureImplemented(FEAT_SME2) then EndOfDecode(Decode_UNDEF);
if sz == '1' && !IsFeatureImplemented(FEAT_SME_F64F64) then EndOfDecode(Decode_UNDEF);
constant integer v = UInt('010':Rv);
constant integer esize = 32 << UInt(sz);
constant integer n = UInt(Zn);
constant integer m = UInt('0':Zm);
constant integer offset = UInt(off3);
constant integer nreg = 2;
```

Two ZA single-vectors of half-precision elements (FEAT_SME_F16F16)

31	30	29	28	27	26	25	24	23	22	21	20	19	18	17	16	15	14	13	12	11	10	9	8	7	6	5	4	3	2	1	0
1	1	0	0	0	0	0	1	0	0	1	0	Zm			0	Rv		1	1	1	Zn				0	0	off3				
SZ																S															

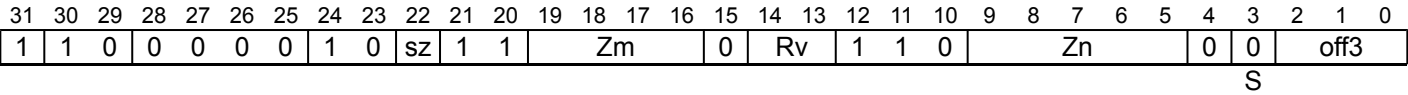
Encoding

FMLA ZA.H[<Wv>, <offs>{, VGx2}], { <Zn1>.H-<Zn2>.H }, <Zm>.H

Decode for this encoding

```
if !IsFeatureImplemented(FEAT_SME_F16F16) then EndOfDecode(Decode_UNDEF);
constant integer v = UInt('010':Rv);
constant integer esize = 16;
constant integer n = UInt(Zn);
constant integer m = UInt('0':Zm);
constant integer offset = UInt(off3);
constant integer nreg = 2;
```

Four ZA single-vectors
(FEAT_SME2)



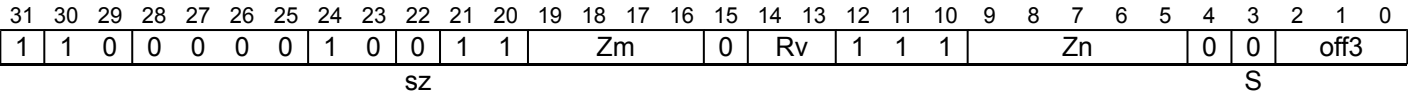
Encoding

```
FMLA ZA.<T>[<Wv>, <offs>{, VGx4}], { <Zn1>.<T>-<Zn4>.<T> }, <Zm>.<T>
```

Decode for this encoding

```
if !IsFeatureImplemented(FEAT_SME2) then EndOfDecode(Decode_UNDEF);
if sz == '1' && !IsFeatureImplemented(FEAT_SME_F64F64) then EndOfDecode(Decode_UNDEF);
constant integer v = UInt('010':Rv);
constant integer esize = 32 << UInt(sz);
constant integer n = UInt(Zn);
constant integer m = UInt('0':Zm);
constant integer offset = UInt(off3);
constant integer nreg = 4;
```

Four ZA single-vectors of half-precision elements
(FEAT_SME_F16F16)



Encoding

```
FMLA ZA.H[<Wv>, <offs>{, VGx4}], { <Zn1>.H-<Zn4>.H }, <Zm>.H
```

Decode for this encoding

```
if !IsFeatureImplemented(FEAT_SME_F16F16) then EndOfDecode(Decode_UNDEF);
constant integer v = UInt('010':Rv);
constant integer esize = 16;
constant integer n = UInt(Zn);
constant integer m = UInt('0':Zm);
constant integer offset = UInt(off3);
constant integer nreg = 4;
```

Assembler Symbols

- <T>

Is the size specifier, encoded in “sz”:

sz	<T>
0	S
1	D
- <Wv>

Is the 32-bit name of the vector select register W8-W11, encoded in the "Rv" field.
- <offs>

Is the vector select offset, in the range 0 to 7, encoded in the "off3" field.
- <Zn1>

Is the name of the first scalable vector register of the first source multi-vector group, encoded as "Zn".
- <Zn2>

Is the name of the second scalable vector register of the first source multi-vector group, encoded as "Zn" plus 1 modulo 32.
- <Zm>

Is the name of the second source scalable vector register Z0-Z15, encoded in the "Zm" field.
- <Zn4>

Is the name of the fourth scalable vector register of the first source multi-vector group, encoded as "Zn" plus 3 modulo 32.

Operation

```
CheckStreamingSVEAndZAAEnabled();
constant integer VL = CurrentVL;
constant integer elements = VL DIV esize;
constant integer vectors = VL DIV 8;
constant integer vstride = vectors DIV nreg;
constant bits(32) vbase = X[v, 32];
integer vec = (UInt(vbase) + offset) MOD vstride;
bits(VL) result;

for r = 0 to nreg-1
  constant bits(VL) op1 = Z[(n+r) MOD 32, VL];
  constant bits(VL) op2 = Z[m, VL];
  constant bits(VL) op3 = ZAvector[vec, VL];
  for e = 0 to elements-1
    constant bits(esize) elem1 = Elem[op1, e, esize];
    constant bits(esize) elem2 = Elem[op2, e, esize];
    constant bits(esize) elem3 = Elem[op3, e, esize];
    Elem[result, e, esize] = FPMulAdd\_ZA(elem3, elem1, elem2, FPCR);
  ZAvector[vec, VL] = result;
  vec = vec + vstride;
```

Internal version only: aarchmrs v2025-03_rel, pseudocode v2025-03_rel ; Build timestamp: 2025-03-21T17:41

Copyright © 2010-2025 Arm Limited or its affiliates. All rights reserved. This document is Non-Confidential.

FMLA (multiple vectors)

Multi-vector floating-point fused multiply-add

This instruction multiplies the corresponding floating-point elements of the two or four first and second source vectors and destructively adds these values without intermediate rounding to the corresponding elements of the ZA single-vector groups.

The single-vector group within each half of or each quarter of the ZA array is selected by the sum of the vector select register and offset, modulo half or quarter the number of ZA array vectors.

The vector group symbol, VGx2 or VGx4, indicates that the ZA operand consists of two or four ZA single-vector groups respectively. The vector group symbol is preferred for disassembly, but optional in assembler source code.

This instruction follows SME ZA-targeting floating-point behaviors.

This instruction is unpredicated.

ID_AA64SMFR0_EL1.F64F64 indicates whether the double-precision variant is implemented, and ID_AA64SMFR0_EL1.F16F16 indicates whether the half-precision variant is implemented.

It has encodings from 4 classes: [Two ZA single-vectors](#), [Two ZA single-vectors of half-precision elements](#), [Four ZA single-vectors](#) and [Four ZA single-vectors of half-precision elements](#)

Two ZA single-vectors

(FEAT_SME2)

31	30	29	28	27	26	25	24	23	22	21	20	19	18	17	16	15	14	13	12	11	10	9	8	7	6	5	4	3	2	1	0
1	1	0	0	0	0	0	1	1	sz	1			Zm		0	0		Rv	1	1	0			Zn		0	0	0		off3	
																S															

Encoding

```
FMLA ZA.<T>[<Wv>, <offs>{, VGx2}], { <Zn1>.<T>-<Zn2>.<T> }, { <Zm1>.<T>-<Zm2>.<T> }
```

Decode for this encoding

```
if !IsFeatureImplemented(FEAT_SME2) then EndOfDecode(Decode_UNDEF);
if sz == '1' && !IsFeatureImplemented(FEAT_SME_F64F64) then EndOfDecode(Decode_UNDEF);
constant integer v = UInt('010':Rv);
constant integer esize = 32 << UInt(sz);
constant integer n = UInt(Zn:'0');
constant integer m = UInt(Zm:'0');
constant integer offset = UInt(off3);
constant integer nreg = 2;
```

Two ZA single-vectors of half-precision elements

(FEAT_SME_F16F16)

31	30	29	28	27	26	25	24	23	22	21	20	19	18	17	16	15	14	13	12	11	10	9	8	7	6	5	4	3	2	1	0
1	1	0	0	0	0	0	1	1	0	1			Zm		0	0		Rv	1	0	0			Zn		0	0	1		off3	
SZ										S																					

Encoding

```
FMLA ZA.H[<Wv>, <offs>{, VGx2}], { <Zn1>.H-<Zn2>.H }, { <Zm1>.H-<Zm2>.H }
```

Decode for this encoding

```
if !IsFeatureImplemented(FEAT_SME_F16F16) then EndOfDecode(Decode_UNDEF);
constant integer v = UInt('010':Rv);
constant integer esize = 16;
constant integer n = UInt(Zn:'0');
constant integer m = UInt(Zm:'0');
constant integer offset = UInt(off3);
constant integer nreg = 2;
```

Four ZA single-vectors
(FEAT_SME2)

31	30	29	28	27	26	25	24	23	22	21	20	19	18	17	16	15	14	13	12	11	10	9	8	7	6	5	4	3	2	1	0
1	1	0	0	0	0	0	1	1	sz	1		Zm	0	1	0		Rv	1	1	0		Zn	0	0	0	0		off3			
																S															

Encoding

FMLA ZA.<T>[<Wv>, <offs>{, VGx4}], { <Zn1>.<T>-<Zn4>.<T> }, { <Zm1>.<T>-<Zm4>.<T> }

Decode for this encoding

```
if !IsFeatureImplemented(FEAT_SME2) then EndOfDecode(Decode_UNDEF);
if sz == '1' && !IsFeatureImplemented(FEAT_SME_F64F64) then EndOfDecode(Decode_UNDEF);
constant integer v = UInt('010':Rv);
constant integer esize = 32 << UInt(sz);
constant integer n = UInt(Zn:'00');
constant integer m = UInt(Zm:'00');
constant integer offset = UInt(off3);
constant integer nreg = 4;
```

Four ZA single-vectors of half-precision elements
(FEAT_SME_F16F16)

31	30	29	28	27	26	25	24	23	22	21	20	19	18	17	16	15	14	13	12	11	10	9	8	7	6	5	4	3	2	1	0
1	1	0	0	0	0	0	1	1	0	1		Zm	0	1	0		Rv	1	0	0		Zn	0	0	0	1		off3			
SZ																S															

Encoding

FMLA ZA.H[<Wv>, <offs>{, VGx4}], { <Zn1>.H-<Zn4>.H }, { <Zm1>.H-<Zm4>.H }

Decode for this encoding

```
if !IsFeatureImplemented(FEAT_SME_F16F16) then EndOfDecode(Decode_UNDEF);
constant integer v = UInt('010':Rv);
constant integer esize = 16;
constant integer n = UInt(Zn:'00');
constant integer m = UInt(Zm:'00');
constant integer offset = UInt(off3);
constant integer nreg = 4;
```

Assembler Symbols

- <T>

Is the size specifier, encoded in “sz”:

sz	<T>
0	S
1	D
- <Wv>

Is the 32-bit name of the vector select register W8-W11, encoded in the "Rv" field.
- <offs>

Is the vector select offset, in the range 0 to 7, encoded in the "off3" field.
- <Zn1>

For the "Two ZA single-vectors of half-precision elements" and "Two ZA single-vectors" variants: is the name of the first scalable vector register of the first source multi-vector group, encoded as "Zn" times 2.

For the "Four ZA single-vectors of half-precision elements" and "Four ZA single-vectors" variants: is the name of the first scalable vector register of the first source multi-vector group, encoded as "Zn" times 4.
- <Zn2>

Is the name of the second scalable vector register of the first source multi-vector group, encoded as "Zn" times 2 plus 1.

- <Zm1> For the "Two ZA single-vectors of half-precision elements" and "Two ZA single-vectors" variants: is the name of the first scalable vector register of the second source multi-vector group, encoded as "Zm" times 2.
- For the "Four ZA single-vectors of half-precision elements" and "Four ZA single-vectors" variants: is the name of the first scalable vector register of the second source multi-vector group, encoded as "Zm" times 4.
- <Zm2> Is the name of the second scalable vector register of the second source multi-vector group, encoded as "Zm" times 2 plus 1.
- <Zn4> Is the name of the fourth scalable vector register of the first source multi-vector group, encoded as "Zn" times 4 plus 3.
- <Zm4> Is the name of the fourth scalable vector register of the second source multi-vector group, encoded as "Zm" times 4 plus 3.

Operation

```

CheckStreamingSVEAndZAAEnabled();
constant integer VL = CurrentVL;
constant integer elements = VL DIV esize;
constant integer vectors = VL DIV 8;
constant integer vstride = vectors DIV nreg;
constant bits(32) vbase = X[v, 32];
integer vec = (UInt(vbase) + offset) MOD vstride;
bits(VL) result;

for r = 0 to nreg-1
    constant bits(VL) op1 = Z[n+r, VL];
    constant bits(VL) op2 = Z[m+r, VL];
    constant bits(VL) op3 = ZAvector[vec, VL];
    for e = 0 to elements-1
        constant bits(esize) elem1 = Elem[op1, e, esize];
        constant bits(esize) elem2 = Elem[op2, e, esize];
        constant bits(esize) elem3 = Elem[op3, e, esize];
        Elem[result, e, esize] = FPMulAdd_ZA(elem3, elem1, elem2, FPCR);
    ZAvector[vec, VL] = result;
    vec = vec + vstride;

```

Internal version only: aarchmrs v2025-03_rel, pseudocode v2025-03_rel ; Build timestamp: 2025-03-21T17:41

Copyright © 2010-2025 Arm Limited or its affiliates. All rights reserved. This document is Non-Confidential.

FMLAL (multiple and indexed vector, FP16 to FP32)

Multi-vector floating-point multiply-add long by indexed element

This instruction widens all 16-bit half-precision elements in the one, two, or four first source vectors and the indexed element of the second source vector to single-precision format, then multiplies the corresponding elements and destructively adds these values without intermediate rounding to the overlapping 32-bit single-precision elements of the ZA double-vector groups.

The half-precision elements within the second source vector are specified using a 3-bit immediate index which selects the same element position within each 128-bit vector segment.

The double-vector group within all of, each half of, or each quarter of the ZA array is selected by the sum of the vector select register and offset range, modulo all, half, or quarter the number of ZA array vectors.

The vector group symbol, VGx2 or VGx4, indicates that the ZA operand consists of two or four ZA double-vector groups respectively. The vector group symbol is preferred for disassembly, but optional in assembler source code.

This instruction follows SME ZA-targeting floating-point behaviors.

This instruction is unpredicated.

It has encodings from 3 classes: [One ZA double-vector](#) , [Two ZA double-vectors](#) and [Four ZA double-vectors](#)

One ZA double-vector (FEAT_SME2)

31	30	29	28	27	26	25	24	23	22	21	20	19	18	17	16	15	14	13	12	11	10	9	8	7	6	5	4	3	2	1	0
1	1	0	0	0	0	0	1	1	0	0	0	Zm			i3h	Rv	1	i3l	Zn			0	0	off3							
op S																															

Encoding

FMLAL ZA.S[<Wv>, <offs1>:<offs2>], <Zn>.H, <Zm>.H[<index>]

Decode for this encoding

```
if !IsFeatureImplemented(FEAT_SME2) then EndOfDecode(Decode_UNDEF);
constant integer v = UInt('010':Rv);
constant integer n = UInt(Zn);
constant integer m = UInt('0':Zm);
constant integer offset = UInt(offs3:'0');
constant integer index = UInt(i3h:i3l);
constant integer nreg = 1;
```

Two ZA double-vectors (FEAT_SME2)

31	30	29	28	27	26	25	24	23	22	21	20	19	18	17	16	15	14	13	12	11	10	9	8	7	6	5	4	3	2	1	0
1	1	0	0	0	0	0	1	1	0	0	1	Zm			0	Rv	1	i3h	Zn			0	0	0	i3l	off2					
																											op		S		

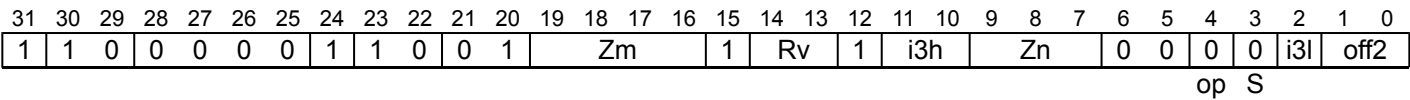
Encoding

FMLAL ZA.S[<Wv>, <offs1>:<offs2>{, VGx2}], { <Zn1>.H-<Zn2>.H }, <Zm>.H[<index>]

Decode for this encoding

```
if !IsFeatureImplemented(FEAT_SME2) then EndOfDecode(Decode_UNDEF);
constant integer v = UInt('010':Rv);
constant integer n = UInt(Zn:'0');
constant integer m = UInt('0':Zm);
constant integer offset = UInt(offs2:'0');
constant integer index = UInt(i3h:i3l);
constant integer nreg = 2;
```

Four ZA double-vectors
(FEAT_SME2)



Encoding

FMLAL ZA.S[<Wv>, <offs1>:<offs2>{, VGx4}], { <Zn1>.H-<Zn4>.H }, <Zm>.H[<index>]

Decode for this encoding

```
if !IsFeatureImplemented(FEAT_SME2) then EndOfDecode(Decode_UNDEF);
constant integer v = UInt('010':Rv);
constant integer n = UInt(Zn:'00');
constant integer m = UInt('0':Zm);
constant integer offset = UInt(off2:'0');
constant integer index = UInt(i3h:i3l);
constant integer nreg = 4;
```

Assembler Symbols

- <Wv> Is the 32-bit name of the vector select register W8-W11, encoded in the "Rv" field.
- <offs1> For the "One ZA double-vector" variant: is the first vector select offset, encoded as "off3" field times 2.
For the "Four ZA double-vectors" and "Two ZA double-vectors" variants: is the first vector select offset, encoded as "off2" field times 2.
- <offs2> For the "One ZA double-vector" variant: is the second vector select offset, encoded as "off3" field times 2 plus 1.
For the "Four ZA double-vectors" and "Two ZA double-vectors" variants: is the second vector select offset, encoded as "off2" field times 2 plus 1.
- <Zn> Is the name of the first source scalable vector register, encoded in the "Zn" field.
- <Zm> Is the name of the second source scalable vector register Z0-Z15, encoded in the "Zm" field.
- <index> Is the element index, in the range 0 to 7, encoded in the "i3h:i3l" fields.
- <Zn1> For the "Two ZA double-vectors" variant: is the name of the first scalable vector register of the first source multi-vector group, encoded as "Zn" times 2.
For the "Four ZA double-vectors" variant: is the name of the first scalable vector register of the first source multi-vector group, encoded as "Zn" times 4.
- <Zn2> Is the name of the second scalable vector register of the first source multi-vector group, encoded as "Zn" times 2 plus 1.
- <Zn4> Is the name of the fourth scalable vector register of the first source multi-vector group, encoded as "Zn" times 4 plus 3.

Operation

```
CheckStreamingSVEAndZAEnabled();
constant integer VL = CurrentVL;
constant integer elements = VL DIV 32;
constant integer vectors = VL DIV 8;
constant integer vstride = vectors DIV nreg;
constant integer eltspersegment = 128 DIV 32;
constant bits(32) vbase = X[v, 32];
integer vec = (UInt(vbase) + offset) MOD vstride;
bits(VL) result;
vec = vec - (vec MOD 2);

for r = 0 to nreg-1
  constant bits(VL) op1 = Z[n+r, VL];
  constant bits(VL) op2 = Z[m, VL];
  for i = 0 to 1
    constant bits(VL) op3 = ZAvector[vec + i, VL];
    for e = 0 to elements-1
      constant integer segmentbase = e - (e MOD eltspersegment);
      constant integer s = 2 * segmentbase + index;
      constant bits(16) elem1 = Elem[op1, 2 * e + i, 16];
      constant bits(16) elem2 = Elem[op2, s, 16];
      constant bits(32) elem3 = Elem[op3, e, 32];
      Elem[result, e, 32] = FPMulAddH_ZA(elem3, elem1, elem2,
                                          FPCR);
    ZAvector[vec + i, VL] = result;
  vec = vec + vstride;
```

Internal version only: aarchmrs v2025-03_rel, pseudocode v2025-03_rel ; Build timestamp: 2025-03-21T17:41

Copyright © 2010-2025 Arm Limited or its affiliates. All rights reserved. This document is Non-Confidential.

FMLAL (multiple and indexed vector, FP8 to FP16)

Multi-vector 8-bit floating-point multiply-add long by indexed element to half-precision

This instruction widens all 8-bit floating-point elements in the one, two, or four first source vectors and the indexed element of the second source vector to half-precision format and multiplies the corresponding elements. The intermediate products are scaled by $2^{-\text{UInt}(\text{FPMR.LSCALE}[3:0])}$ before being destructively added without intermediate rounding to the overlapping 16-bit half-precision elements of the ZA double-vector groups.

The 8-bit floating-point elements within the second source vector are specified using a 4-bit immediate index which selects the same element position within each 128-bit vector segment.

The double-vector group within all of, each half of, or each quarter of the ZA array is selected by the sum of the vector select register and offset range, modulo all, half, or quarter the number of ZA array vectors.

The vector group symbol, VGx2 or VGx4, indicates that the ZA operand consists of two or four ZA double-vector groups respectively. The vector group symbol is preferred for disassembly, but optional in assembler source code.

The 8-bit floating-point encoding format for the elements of the first source vector and the second source vector is selected by FPMR.F8S1 and FPMR.F8S2 respectively.

This instruction is unpredicated.

It has encodings from 3 classes: [One ZA double-vector](#), [Two ZA double-vectors](#) and [Four ZA double-vectors](#)

One ZA double-vector (FEAT_SME_F8F16)

31	30	29	28	27	26	25	24	23	22	21	20	19	18	17	16	15	14	13	12	11	10	9	8	7	6	5	4	3	2	1	0
1	1	0	0	0	0	0	1	1	1	0	0	Zm			i4A	Rv	0	i4B	Zn			0	i4C	off3							

Encoding

FMLAL ZA.H[<Wv>, <offs1>:<offs2>], <Zn>.B, <Zm>.B[<index>]

Decode for this encoding

```
if !IsFeatureImplemented(FEAT_SME_F8F16) then EndOfDecode(Decode_UNDEF);
constant integer v = UInt('010':Rv);
constant integer n = UInt(Zn);
constant integer m = UInt('0':Zm);
constant integer offset = UInt(off3:'0');
constant integer index = UInt(i4A:i4B:i4C);
constant integer nreg = 1;
```

Two ZA double-vectors (FEAT_SME_F8F16)

31	30	29	28	27	26	25	24	23	22	21	20	19	18	17	16	15	14	13	12	11	10	9	8	7	6	5	4	3	2	1	0
1	1	0	0	0	0	0	1	1	0	0	1	Zm			0	Rv	1	i4h	Zn			1	1	i4l	off2						

Encoding

FMLAL ZA.H[<Wv>, <offs1>:<offs2>{, VGx2}], { <Zn1>.B-<Zn2>.B }, <Zm>.B[<index>]

Decode for this encoding

```
if !IsFeatureImplemented(FEAT_SME_F8F16) then EndOfDecode(Decode_UNDEF);
constant integer v = UInt('010':Rv);
constant integer n = UInt(Zn:'0');
constant integer m = UInt('0':Zm);
constant integer offset = UInt(off2:'0');
constant integer index = UInt(i4h:i4l);
constant integer nreg = 2;
```

Four ZA double-vectors
(FEAT_SME_F8F16)

31	30	29	28	27	26	25	24	23	22	21	20	19	18	17	16	15	14	13	12	11	10	9	8	7	6	5	4	3	2	1	0
1	1	0	0	0	0	0	1	1	0	0	1	Zm			1	Rv		1	i4h	Zn			0	1	0	i4l		off2			

Encoding

```
FMLAL ZA.H[<Wv>, <offs1>:<offs2>{, VGx4}], { <Zn1>.B-<Zn4>.B }, <Zm>.B[<index>]
```

Decode for this encoding

```
if !IsFeatureImplemented(FEAT_SME_F8F16) then EndOfDecode(Decode_UNDEF);
constant integer v = UInt('010':Rv);
constant integer n = UInt(Zn:'00');
constant integer m = UInt('0':Zm);
constant integer offset = UInt(off2:'0');
constant integer index = UInt(i4h:i4l);
constant integer nreg = 4;
```

Assembler Symbols

- <Wv> Is the 32-bit name of the vector select register W8-W11, encoded in the "Rv" field.
- <offs1> For the "One ZA double-vector" variant: is the first vector select offset, encoded as "off3" field times 2.
For the "Four ZA double-vectors" and "Two ZA double-vectors" variants: is the first vector select offset, encoded as "off2" field times 2.
- <offs2> For the "One ZA double-vector" variant: is the second vector select offset, encoded as "off3" field times 2 plus 1.
For the "Four ZA double-vectors" and "Two ZA double-vectors" variants: is the second vector select offset, encoded as "off2" field times 2 plus 1.
- <Zn> Is the name of the first source scalable vector register, encoded in the "Zn" field.
- <Zm> Is the name of the second source scalable vector register Z0-Z15, encoded in the "Zm" field.
- <index> For the "One ZA double-vector" variant: is the element index, in the range 0 to 15, encoded in the "i4A:i4B:i4C" fields.
For the "Four ZA double-vectors" and "Two ZA double-vectors" variants: is the element index, in the range 0 to 15, encoded in the "i4h:i4l" fields.
- <Zn1> For the "Two ZA double-vectors" variant: is the name of the first scalable vector register of the first source multi-vector group, encoded as "Zn" times 2.
For the "Four ZA double-vectors" variant: is the name of the first scalable vector register of the first source multi-vector group, encoded as "Zn" times 4.
- <Zn2> Is the name of the second scalable vector register of the first source multi-vector group, encoded as "Zn" times 2 plus 1.
- <Zn4> Is the name of the fourth scalable vector register of the first source multi-vector group, encoded as "Zn" times 4 plus 3.

Operation

```
CheckFPMREnabled();
CheckStreamingSVEAndZAEEnabled();
constant integer VL = CurrentVL;
constant integer elements = VL DIV 16;
constant integer vectors = VL DIV 8;
constant integer vstride = vectors DIV nreg;
constant integer eltspersegment = 128 DIV 16;
constant bits(32) vbase = X[v, 32];
integer vec = (UInt(vbase) + offset) MOD vstride;
bits(VL) result;
vec = vec - (vec MOD 2);

for r = 0 to nreg-1
    constant bits(VL) op1 = Z[n+r, VL];
    constant bits(VL) op2 = Z[m, VL];
    for i = 0 to 1
        constant bits(VL) op3 = ZAvector[vec + i, VL];
        for e = 0 to elements-1
            constant integer segmentbase = e - (e MOD eltspersegment);
            constant integer s = 2 * segmentbase + index;
            constant bits(8) elem1 = Elem[op1, 2 * e + i, 8];
            constant bits(8) elem2 = Elem[op2, s, 8];
            constant bits(16) elem3 = Elem[op3, e, 16];
            Elem[result, e, 16] = FP8MulAddFP(elem3, elem1, elem2,
                                                FPCR, FPMR);

        ZAvector[vec + i, VL] = result;
    vec = vec + vstride;
```

Internal version only: aarchmrs v2025-03_rel, pseudocode v2025-03_rel ; Build timestamp: 2025-03-21T17:41

Copyright © 2010-2025 Arm Limited or its affiliates. All rights reserved. This document is Non-Confidential.

FMLAL (multiple and single vector, FP16 to FP32)

Multi-vector floating-point multiply-add long by vector

This instruction widens all 16-bit half-precision elements in the one, two, or four first source vectors and the second source vector to single-precision format, then multiplies the corresponding elements and destructively adds these values without intermediate rounding to the overlapping 32-bit single-precision elements of the ZA double-vector groups.

The double-vector group within all of, each half of, or each quarter of the ZA array is selected by the sum of the vector select register and offset range, modulo all, half, or quarter the number of ZA array vectors.

The vector group symbol, VGx2 or VGx4, indicates that the ZA operand consists of two or four ZA double-vector groups respectively. The vector group symbol is preferred for disassembly, but optional in assembler source code.

This instruction follows SME ZA-targeting floating-point behaviors.

This instruction is unpredicated.

It has encodings from 3 classes: [One ZA double-vector](#), [Two ZA double-vectors](#) and [Four ZA double-vectors](#)

One ZA double-vector (FEAT_SME2)

31	30	29	28	27	26	25	24	23	22	21	20	19	18	17	16	15	14	13	12	11	10	9	8	7	6	5	4	3	2	1	0	
1	1	0	0	0	0	0	1	0	0	1	0	Zm			0	Rv		0	1	1	Zn			0		0	off3					
																											op		S			

Encoding

FMLAL ZA.S[<Wv>, <offs1>:<offs2>], <Zn>.H, <Zm>.H

Decode for this encoding

```
if !IsFeatureImplemented(FEAT_SME2) then EndOfDecode(Decode_UNDEF);
constant integer v = UInt('010':Rv);
constant integer n = UInt(Zn);
constant integer m = UInt('0':Zm);
constant integer offset = UInt(off3:'0');
constant integer nreg = 1;
```

Two ZA double-vectors (FEAT_SME2)

31	30	29	28	27	26	25	24	23	22	21	20	19	18	17	16	15	14	13	12	11	10	9	8	7	6	5	4	3	2	1	0
1	1	0	0	0	0	0	1	0	0	1	0	Zm			0	Rv		0	1	0	Zn			0	0	0	off2				
																											op		S	o2	

Encoding

FMLAL ZA.S[<Wv>, <offs1>:<offs2>{, VGx2}], { <Zn1>.H-<Zn2>.H }, <Zm>.H

Decode for this encoding

```
if !IsFeatureImplemented(FEAT_SME2) then EndOfDecode(Decode_UNDEF);
constant integer v = UInt('010':Rv);
constant integer n = UInt(Zn);
constant integer m = UInt('0':Zm);
constant integer offset = UInt(off2:'0');
constant integer nreg = 2;
```

Four ZA double-vectors (FEAT_SME2)

31	30	29	28	27	26	25	24	23	22	21	20	19	18	17	16	15	14	13	12	11	10	9	8	7	6	5	4	3	2	1	0
1	1	0	0	0	0	0	1	0	0	1	1	Zm				0	Rv	0	1	0	Zn				0	0	0	off2			
op S o2																															

Encoding

```
FMLAL ZA.S[<Wv>, <offs1>:<offs2>{, VGx4}], { <Zn1>.H-<Zn4>.H }, <Zm>.H
```

Decode for this encoding

```
if !IsFeatureImplemented(FEAT_SME2) then EndOfDecode(Decode_UNDEF);
constant integer v = UInt('010':Rv);
constant integer n = UInt(Zn);
constant integer m = UInt('0':Zm);
constant integer offset = UInt(off2:'0');
constant integer nreg = 4;
```

Assembler Symbols

<Wv>	Is the 32-bit name of the vector select register W8-W11, encoded in the "Rv" field.
<offs1>	For the "One ZA double-vector" variant: is the first vector select offset, encoded as "off3" field times 2. For the "Four ZA double-vectors" and "Two ZA double-vectors" variants: is the first vector select offset, encoded as "off2" field times 2.
<offs2>	For the "One ZA double-vector" variant: is the second vector select offset, encoded as "off3" field times 2 plus 1. For the "Four ZA double-vectors" and "Two ZA double-vectors" variants: is the second vector select offset, encoded as "off2" field times 2 plus 1.
<Zn>	Is the name of the first source scalable vector register, encoded in the "Zn" field.
<Zm>	Is the name of the second source scalable vector register Z0-Z15, encoded in the "Zm" field.
<Zn1>	Is the name of the first scalable vector register of the first source multi-vector group, encoded as "Zn".
<Zn2>	Is the name of the second scalable vector register of the first source multi-vector group, encoded as "Zn" plus 1 modulo 32.
<Zn4>	Is the name of the fourth scalable vector register of the first source multi-vector group, encoded as "Zn" plus 3 modulo 32.

Operation

```
CheckStreamingSVEAndZAAEnabled();
constant integer VL = CurrentVL;
constant integer elements = VL DIV 32;
constant integer vectors = VL DIV 8;
constant integer vstride = vectors DIV nreg;
constant bits(32) vbase = X[v, 32];
integer vec = (UInt(vbase) + offset) MOD vstride;
bits(VL) result;
vec = vec - (vec MOD 2);

for r = 0 to nreg-1
    constant bits(VL) op1 = Z[(n+r) MOD 32, VL];
    constant bits(VL) op2 = Z[m, VL];
    for i = 0 to 1
        constant bits(VL) op3 = ZAvector[vec + i, VL];
        for e = 0 to elements-1
            constant bits(16) elem1 = Elem[op1, 2 * e + i, 16];
            constant bits(16) elem2 = Elem[op2, 2 * e + i, 16];
            constant bits(32) elem3 = Elem[op3, e, 32];
            Elem[result, e, 32] = FPMulAddH_ZA(elem3, elem1, elem2,
                                                FPCR);

        ZAvector[vec + i, VL] = result;
    vec = vec + vstride;
```


FMLAL (multiple and single vector, FP8 to FP16)

Multi-vector 8-bit floating-point multiply-add long by vector to half-precision

This instruction widens all 8-bit floating-point elements in the one, two, or four first source vectors and the second source vector to half-precision format and multiplies the corresponding elements. The intermediate products are scaled by $2^{-\text{UInt}(\text{FPMR.LSCALE}[3:0])}$ before being destructively added without intermediate rounding to the overlapping 16-bit half-precision elements of the ZA double-vector groups.

The double-vector group within all of, each half of, or each quarter of the ZA array is selected by the sum of the vector select register and offset range, modulo all, half, or quarter the number of ZA array vectors.

The vector group symbol, VGx2 or VGx4, indicates that the ZA operand consists of two or four ZA double-vector groups respectively. The vector group symbol is preferred for disassembly, but optional in assembler source code.

The 8-bit floating-point encoding format for the elements of the first source vector and the second source vector is selected by FPMR.F8S1 and FPMR.F8S2 respectively.

This instruction is unpredicated.

It has encodings from 3 classes: [One ZA double-vector](#), [Two ZA double-vectors](#) and [Four ZA double-vectors](#)

One ZA double-vector

(FEAT_SME_F8F16)

31	30	29	28	27	26	25	24	23	22	21	20	19	18	17	16	15	14	13	12	11	10	9	8	7	6	5	4	3	2	1	0
1	1	0	0	0	0	0	1	0	0	1	1	Zm			0	Rv		0	1	1	Zn			0		0	off3				

Encoding

FMLAL ZA.H[<Wv>, <offs1>:<offs2>], <Zn>.B, <Zm>.B

Decode for this encoding

```
if !IsFeatureImplemented(FEAT_SME_F8F16) then EndOfDecode(Decode_UNDEF);
constant integer v = UInt('010':Rv);
constant integer n = UInt(Zn);
constant integer m = UInt('0':Zm);
constant integer offset = UInt(off3:'0');
constant integer nreg = 1;
```

Two ZA double-vectors

(FEAT_SME_F8F16)

31	30	29	28	27	26	25	24	23	22	21	20	19	18	17	16	15	14	13	12	11	10	9	8	7	6	5	4	3	2	1	0	
1	1	0	0	0	0	0	1	0	0	1	0	Zm			0	Rv		0	1	0	Zn			0	0	1	off2					
																												op		S	o2	

Encoding

FMLAL ZA.H[<Wv>, <offs1>:<offs2>{, VGx2}], { <Zn1>.B-<Zn2>.B }, <Zm>.B

Decode for this encoding

```
if !IsFeatureImplemented(FEAT_SME_F8F16) then EndOfDecode(Decode_UNDEF);
constant integer v = UInt('010':Rv);
constant integer n = UInt(Zn);
constant integer m = UInt('0':Zm);
constant integer offset = UInt(off2:'0');
constant integer nreg = 2;
```

Four ZA double-vectors
(FEAT_SME_F8F16)

31	30	29	28	27	26	25	24	23	22	21	20	19	18	17	16	15	14	13	12	11	10	9	8	7	6	5	4	3	2	1	0
1	1	0	0	0	0	0	1	0	0	1	1	Zm				0	Rv	0	1	0	Zn				0	0	1	off2			
op S o2																															

Encoding

FMLAL ZA.H[<Wv>, <offs1>:<offs2>{, VGx4}], { <Zn1>.B-<Zn4>.B }, <Zm>.B

Decode for this encoding

```
if !IsFeatureImplemented(FEAT_SME_F8F16) then EndOfDecode(Decode_UNDEF);
constant integer v = UInt('010':Rv);
constant integer n = UInt(Zn);
constant integer m = UInt('0':Zm);
constant integer offset = UInt(off2:'0');
constant integer nreg = 4;
```

Assembler Symbols

- <Wv> Is the 32-bit name of the vector select register W8-W11, encoded in the "Rv" field.
- <offs1> For the "One ZA double-vector" variant: is the first vector select offset, encoded as "off3" field times 2.
For the "Four ZA double-vectors" and "Two ZA double-vectors" variants: is the first vector select offset, encoded as "off2" field times 2.
- <offs2> For the "One ZA double-vector" variant: is the second vector select offset, encoded as "off3" field times 2 plus 1.
For the "Four ZA double-vectors" and "Two ZA double-vectors" variants: is the second vector select offset, encoded as "off2" field times 2 plus 1.
- <Zn> Is the name of the first source scalable vector register, encoded in the "Zn" field.
- <Zm> Is the name of the second source scalable vector register Z0-Z15, encoded in the "Zm" field.
- <Zn1> Is the name of the first scalable vector register of the first source multi-vector group, encoded as "Zn".
- <Zn2> Is the name of the second scalable vector register of the first source multi-vector group, encoded as "Zn" plus 1 modulo 32.
- <Zn4> Is the name of the fourth scalable vector register of the first source multi-vector group, encoded as "Zn" plus 3 modulo 32.

Operation

```
CheckFPMREnabled();
CheckStreamingSVEAndZAEEnabled();
constant integer VL = CurrentVL;
constant integer elements = VL DIV 16;
constant integer vectors = VL DIV 8;
constant integer vstride = vectors DIV nreg;
constant bits(32) vbase = X[v, 32];
integer vec = (UInt(vbase) + offset) MOD vstride;
bits(VL) result;
vec = vec - (vec MOD 2);

for r = 0 to nreg-1
    constant bits(VL) op1 = Z[(n+r) MOD 32, VL];
    constant bits(VL) op2 = Z[m, VL];
    for i = 0 to 1
        constant bits(VL) op3 = ZAvector[vec + i, VL];
        for e = 0 to elements-1
            constant bits(8) elem1 = Elem[op1, 2 * e + i, 8];
            constant bits(8) elem2 = Elem[op2, 2 * e + i, 8];
            constant bits(16) elem3 = Elem[op3, e, 16];
            Elem[result, e, 16] = FP8MulAddFP(elem3, elem1, elem2,
                                                FPCR, FPMR);

        ZAvector[vec + i, VL] = result;
    vec = vec + vstride;
```

Internal version only: aarchmrs v2025-03_rel, pseudocode v2025-03_rel ; Build timestamp: 2025-03-21T17:41

Copyright © 2010-2025 Arm Limited or its affiliates. All rights reserved. This document is Non-Confidential.

FMLAL (multiple vectors, FP16 to FP32)

Multi-vector floating-point multiply-add long

This instruction widens all 16-bit half-precision elements in the two or four first and second source vectors to single-precision format, then multiplies the corresponding elements and destructively adds these values without intermediate rounding to the overlapping 32-bit single-precision elements of the ZA double-vector groups.

The double-vector group within each half of or each quarter of the ZA array is selected by the sum of the vector select register and offset range, modulo half or quarter the number of ZA array vectors.

The vector group symbol, VGx2 or VGx4, indicates that the ZA operand consists of two or four ZA double-vector groups respectively. The vector group symbol is preferred for disassembly, but optional in assembler source code.

This instruction follows SME ZA-targeting floating-point behaviors.

This instruction is unpredicated.

It has encodings from 2 classes: [Two ZA double-vectors](#) and [Four ZA double-vectors](#)

Two ZA double-vectors (FEAT_SME2)

31	30	29	28	27	26	25	24	23	22	21	20	19	18	17	16	15	14	13	12	11	10	9	8	7	6	5	4	3	2	1	0
1	1	0	0	0	0	0	1	1	0	1	Zm				0	0	Rv		0	1	0	Zn			0	0	0	0	off2		
																											op		S		

Encoding

FMLAL ZA.S[<Wv>, <offs1>:<offs2>{, VGx2}], { <Zn1>.H-<Zn2>.H }, { <Zm1>.H-<Zm2>.H }

Decode for this encoding

```
if !IsFeatureImplemented(FEAT_SME2) then EndOfDecode(Decode_UNDEF);
constant integer v = UInt('010':Rv);
constant integer n = UInt(Zn:'0');
constant integer m = UInt(Zm:'0');
constant integer offset = UInt(off2:'0');
constant integer nreg = 2;
```

Four ZA double-vectors (FEAT_SME2)

31	30	29	28	27	26	25	24	23	22	21	20	19	18	17	16	15	14	13	12	11	10	9	8	7	6	5	4	3	2	1	0	
1	1	0	0	0	0	0	1	1	0	1	Zm			0	1	0	Rv		0	1	0	Zn			0	0	0	0	0	0	off2	
																											op		S			

Encoding

FMLAL ZA.S[<Wv>, <offs1>:<offs2>{, VGx4}], { <Zn1>.H-<Zn4>.H }, { <Zm1>.H-<Zm4>.H }

Decode for this encoding

```
if !IsFeatureImplemented(FEAT_SME2) then EndOfDecode(Decode_UNDEF);
constant integer v = UInt('010':Rv);
constant integer n = UInt(Zn:'00');
constant integer m = UInt(Zm:'00');
constant integer offset = UInt(off2:'0');
constant integer nreg = 4;
```

Assembler Symbols

- <Wv> Is the 32-bit name of the vector select register W8-W11, encoded in the "Rv" field.
- <offs1> Is the first vector select offset, encoded as "off2" field times 2.

<offs2>	Is the second vector select offset, encoded as "off2" field times 2 plus 1.
<Zn1>	For the "Two ZA double-vectors" variant: is the name of the first scalable vector register of the first source multi-vector group, encoded as "Zn" times 2. For the "Four ZA double-vectors" variant: is the name of the first scalable vector register of the first source multi-vector group, encoded as "Zn" times 4.
<Zn2>	Is the name of the second scalable vector register of the first source multi-vector group, encoded as "Zn" times 2 plus 1.
<Zm1>	For the "Two ZA double-vectors" variant: is the name of the first scalable vector register of the second source multi-vector group, encoded as "Zm" times 2. For the "Four ZA double-vectors" variant: is the name of the first scalable vector register of the second source multi-vector group, encoded as "Zm" times 4.
<Zm2>	Is the name of the second scalable vector register of the second source multi-vector group, encoded as "Zm" times 2 plus 1.
<Zn4>	Is the name of the fourth scalable vector register of the first source multi-vector group, encoded as "Zn" times 4 plus 3.
<Zm4>	Is the name of the fourth scalable vector register of the second source multi-vector group, encoded as "Zm" times 4 plus 3.

Operation

```

CheckStreamingSVEAndZAAEnabled();
constant integer VL = CurrentVL;
constant integer elements = VL DIV 32;
constant integer vectors = VL DIV 8;
constant integer vstride = vectors DIV nreg;
constant bits(32) vbase = X[v, 32];
integer vec = (UInt(vbase) + offset) MOD vstride;
bits(VL) result;
vec = vec - (vec MOD 2);

for r = 0 to nreg-1
    constant bits(VL) op1 = Z[n+r, VL];
    constant bits(VL) op2 = Z[m+r, VL];
    for i = 0 to 1
        constant bits(VL) op3 = ZAvector[vec + i, VL];
        for e = 0 to elements-1
            constant bits(16) elem1 = Elem[op1, 2 * e + i, 16];
            constant bits(16) elem2 = Elem[op2, 2 * e + i, 16];
            constant bits(32) elem3 = Elem[op3, e, 32];
            Elem[result, e, 32] = FPMulAddH_ZA(elem3, elem1, elem2,
                                                FPCR);

        ZAvector[vec + i, VL] = result;
    vec = vec + vstride;

```

Internal version only: aarchmrs v2025-03_rel, pseudocode v2025-03_rel ; Build timestamp: 2025-03-21T17:41

Copyright © 2010-2025 Arm Limited or its affiliates. All rights reserved. This document is Non-Confidential.

FMLAL (multiple vectors, FP8 to FP16)

Multi-vector 8-bit floating-point multiply-add long to half-precision

This instruction widens all 8-bit floating-point elements in the two or four first and second source vectors to half-precision format and multiplies the corresponding elements. The intermediate products are scaled by $2^{-\text{UInt}(\text{FPMR.LSCALE}[3:0])}$ before being destructively added without intermediate rounding to the overlapping 16-bit half-precision elements of the ZA double-vector groups.

The double-vector group within each half of or each quarter of the ZA array is selected by the sum of the vector select register and offset range, modulo half or quarter the number of ZA array vectors.

The vector group symbol, VGx2 or VGx4, indicates that the ZA operand consists of two or four ZA double-vector groups respectively. The vector group symbol is preferred for disassembly, but optional in assembler source code.

The 8-bit floating-point encoding format for the elements of the first source vector and the second source vector is selected by FPMR.F8S1 and FPMR.F8S2 respectively.

This instruction is unpredicated.

It has encodings from 2 classes: [Two ZA double-vectors](#) and [Four ZA double-vectors](#)

Two ZA double-vectors
(FEAT_SME_F8F16)

31	30	29	28	27	26	25	24	23	22	21	20	19	18	17	16	15	14	13	12	11	10	9	8	7	6	5	4	3	2	1	0
1	1	0	0	0	0	0	1	1	0	1	Zm				0	0	Rv	0	1	0	Zn				1	0	0	0	off2		

Encoding

FMLAL ZA.H[<Wv>, <offs1>:<offs2>{, VGx2}], { <Zn1>.B-<Zn2>.B }, { <Zm1>.B-<Zm2>.B }

Decode for this encoding

```
if !IsFeatureImplemented(FEAT_SME_F8F16) then EndOfDecode(Decode_UNDEF);
constant integer v = UInt('010':Rv);
constant integer n = UInt(Zn:'0');
constant integer m = UInt(Zm:'0');
constant integer offset = UInt(off2:'0');
constant integer nreg = 2;
```

Four ZA double-vectors
(FEAT_SME_F8F16)

31	30	29	28	27	26	25	24	23	22	21	20	19	18	17	16	15	14	13	12	11	10	9	8	7	6	5	4	3	2	1	0
1	1	0	0	0	0	0	1	1	0	1	Zm				0	1	0	Rv	0	1	0	Zn				0	1	0	0	0	off2

Encoding

FMLAL ZA.H[<Wv>, <offs1>:<offs2>{, VGx4}], { <Zn1>.B-<Zn4>.B }, { <Zm1>.B-<Zm4>.B }

Decode for this encoding

```
if !IsFeatureImplemented(FEAT_SME_F8F16) then EndOfDecode(Decode_UNDEF);
constant integer v = UInt('010':Rv);
constant integer n = UInt(Zn:'00');
constant integer m = UInt(Zm:'00');
constant integer offset = UInt(off2:'0');
constant integer nreg = 4;
```

Assembler Symbols

- <Wv> Is the 32-bit name of the vector select register W8-W11, encoded in the "Rv" field.
- <offs1> Is the first vector select offset, encoded as "off2" field times 2.

<offs2>	Is the second vector select offset, encoded as "off2" field times 2 plus 1.
<Zn1>	For the "Two ZA double-vectors" variant: is the name of the first scalable vector register of the first source multi-vector group, encoded as "Zn" times 2. For the "Four ZA double-vectors" variant: is the name of the first scalable vector register of the first source multi-vector group, encoded as "Zn" times 4.
<Zn2>	Is the name of the second scalable vector register of the first source multi-vector group, encoded as "Zn" times 2 plus 1.
<Zm1>	For the "Two ZA double-vectors" variant: is the name of the first scalable vector register of the second source multi-vector group, encoded as "Zm" times 2. For the "Four ZA double-vectors" variant: is the name of the first scalable vector register of the second source multi-vector group, encoded as "Zm" times 4.
<Zm2>	Is the name of the second scalable vector register of the second source multi-vector group, encoded as "Zm" times 2 plus 1.
<Zn4>	Is the name of the fourth scalable vector register of the first source multi-vector group, encoded as "Zn" times 4 plus 3.
<Zm4>	Is the name of the fourth scalable vector register of the second source multi-vector group, encoded as "Zm" times 4 plus 3.

Operation

```

CheckFPMREnabled();
CheckStreamingSVEAndZAEEnabled();
constant integer VL = CurrentVL;
constant integer elements = VL DIV 16;
constant integer vectors = VL DIV 8;
constant integer vstride = vectors DIV nreg;
constant bits(32) vbase = X[v, 32];
integer vec = (UInt(vbase) + offset) MOD vstride;
bits(VL) result;
vec = vec - (vec MOD 2);

for r = 0 to nreg-1
    constant bits(VL) op1 = Z[n+r, VL];
    constant bits(VL) op2 = Z[m+r, VL];
    for i = 0 to 1
        constant bits(VL) op3 = ZAvector[vec + i, VL];
        for e = 0 to elements-1
            constant bits(8) elem1 = Elem[op1, 2 * e + i, 8];
            constant bits(8) elem2 = Elem[op2, 2 * e + i, 8];
            constant bits(16) elem3 = Elem[op3, e, 16];
            Elem[result, e, 16] = FP8MulAddFP(elem3, elem1, elem2,
                                                FPCR, FPMR);

        ZAvector[vec + i, VL] = result;
    vec = vec + vstride;

```

Internal version only: aarchmrs v2025-03_rel, pseudocode v2025-03_rel ; Build timestamp: 2025-03-21T17:41

Copyright © 2010-2025 Arm Limited or its affiliates. All rights reserved. This document is Non-Confidential.

FMLALL (multiple and indexed vector)

Multi-vector 8-bit floating-point multiply-add long-long by indexed element to single-precision

This instruction widens all 8-bit floating-point elements in the one, two, or four first source vectors and the indexed element of the second source vector to single-precision format and multiplies the corresponding elements. The intermediate products are scaled by $2^{-\text{UInt}(\text{FPMR.LSCALE})}$ before being destructively added without intermediate rounding to the overlapping 32-bit single-precision elements of the ZA quad-vector groups.

The 8-bit floating-point elements within the second source vector are specified using a 4-bit immediate index which selects the same element position within each 128-bit vector segment.

The quad-vector group within all of, each half of, or each quarter of the ZA array is selected by the sum of the vector select register and offset range, modulo all, half, or quarter the number of ZA array vectors.

The vector group symbol, VGx2 or VGx4, indicates that the ZA operand consists of two or four ZA quad-vector groups respectively. The vector group symbol is preferred for disassembly, but optional in assembler source code.

The 8-bit floating-point encoding format for the elements of the first source vector and the second source vector is selected by FPMR.F8S1 and FPMR.F8S2 respectively.

This instruction is unpredicated.

It has encodings from 3 classes: [One ZA quad-vector](#), [Two ZA quad-vectors](#) and [Four ZA quad-vectors](#)

One ZA quad-vector

(FEAT_SME_F8F32)

31	30	29	28	27	26	25	24	23	22	21	20	19	18	17	16	15	14	13	12	11	10	9	8	7	6	5	4	3	2	1	0
1	1	0	0	0	0	0	1	0	1	0	0	Zm			i4h	Rv		i4l						Zn			0 0 0			off2	

Encoding

```
FMLALL ZA.S[<Wv>, <offsl>:<offs4>], <Zn>.B, <Zm>.B[<index>]
```

Decode for this encoding

```
if !IsFeatureImplemented(FEAT_SME_F8F32) then EndOfDecode(Decode_UNDEF);
constant integer v = UInt('010':Rv);
constant integer n = UInt(Zn);
constant integer m = UInt('0':Zm);
constant integer offset = UInt(off2:'00');
constant integer index = UInt(i4h:i4l);
constant integer nreg = 1;
```

Two ZA quad-vectors

(FEAT_SME_F8F32)

31	30	29	28	27	26	25	24	23	22	21	20	19	18	17	16	15	14	13	12	11	10	9	8	7	6	5	4	3	2	1	0
1	1	0	0	0	0	0	1	1	0	0	1	Zm			0	Rv		0	i4h	Zn			1	0	0	i4l			o1		

Encoding

```
FMLALL ZA.S[<Wv>, <offsl>:<offs4>{, VGx2}], { <Zn1>.B-<Zn2>.B }, <Zm>.B[<index>]
```

Decode for this encoding

```
if !IsFeatureImplemented(FEAT_SME_F8F32) then EndOfDecode(Decode_UNDEF);
constant integer v = UInt('010':Rv);
constant integer n = UInt(Zn:'0');
constant integer m = UInt('0':Zm);
constant integer offset = UInt(o1:'00');
constant integer index = UInt(i4h:i4l);
constant integer nreg = 2;
```

Four ZA quad-vectors
(FEAT_SME_F8F32)

31	30	29	28	27	26	25	24	23	22	21	20	19	18	17	16	15	14	13	12	11	10	9	8	7	6	5	4	3	2	1	0
1	1	0	0	0	0	0	1	0	0	0	1	Zm				1	Rv	0	i4h	Zn				1	0	0	0	0	i4l	o1	

Encoding

```
FMLALL ZA.S[<Wv>, <offs1>:<offs4>{, VGx4}], { <Zn1>.B-<Zn4>.B }, <Zm>.B[<index>]
```

Decode for this encoding

```
if !IsFeatureImplemented(FEAT_SME_F8F32) then EndOfDecode(Decode_UNDEF);
constant integer v = UInt('010':Rv);
constant integer n = UInt(Zn:'00');
constant integer m = UInt('0':Zm);
constant integer offset = UInt(o1:'00');
constant integer index = UInt(i4h:i4l);
constant integer nreg = 4;
```

Assembler Symbols

- <Wv> Is the 32-bit name of the vector select register W8-W11, encoded in the "Rv" field.
- <offs1> For the "One ZA quad-vector" variant: is the first vector select offset, encoded as "off2" field times 4.
For the "Four ZA quad-vectors" and "Two ZA quad-vectors" variants: is the first vector select offset, encoded as "o1" field times 4.
- <offs4> For the "One ZA quad-vector" variant: is the fourth vector select offset, encoded as "off2" field times 4 plus 3.
For the "Four ZA quad-vectors" and "Two ZA quad-vectors" variants: is the fourth vector select offset, encoded as "o1" field times 4 plus 3.
- <Zn> Is the name of the first source scalable vector register, encoded in the "Zn" field.
- <Zm> Is the name of the second source scalable vector register Z0-Z15, encoded in the "Zm" field.
- <index> Is the element index, in the range 0 to 15, encoded in the "i4h:i4l" fields.
- <Zn1> For the "Two ZA quad-vectors" variant: is the name of the first scalable vector register of the first source multi-vector group, encoded as "Zn" times 2.
For the "Four ZA quad-vectors" variant: is the name of the first scalable vector register of the first source multi-vector group, encoded as "Zn" times 4.
- <Zn2> Is the name of the second scalable vector register of the first source multi-vector group, encoded as "Zn" times 2 plus 1.
- <Zn4> Is the name of the fourth scalable vector register of the first source multi-vector group, encoded as "Zn" times 4 plus 3.

Operation

```
CheckFPMREnabled();
CheckStreamingSVEAndZAEEnabled();
constant integer VL = CurrentVL;
constant integer elements = VL DIV 32;
constant integer vectors = VL DIV 8;
constant integer vstride = vectors DIV nreg;
constant integer eltspersegment = 128 DIV 32;
constant bits(32) vbase = X[v, 32];
integer vec = (UInt(vbase) + offset) MOD vstride;
bits(VL) result;
vec = vec - (vec MOD 4);

for r = 0 to nreg-1
    constant bits(VL) operand1 = Z[n+r, VL];
    constant bits(VL) operand2 = Z[m, VL];
    for i = 0 to 3
        constant bits(VL) operand3 = ZAvector[vec + i, VL];
        for e = 0 to elements-1
            constant integer segmentbase = e - (e MOD eltspersegment);
            constant integer s = 4 * segmentbase + index;
            constant bits(8) element1 = Elem[operand1, 4 * e + i, 8];
            constant bits(8) element2 = Elem[operand2, s, 8];
            constant bits(32) element3 = Elem[operand3, e, 32];
            Elem[result, e, 32] = FP8MulAddFP(element3, element1, element2, FPCR, FPMR);
        ZAvector[vec + i, VL] = result;
    vec = vec + vstride;
```

Internal version only: aarchmrs v2025-03_rel, pseudocode v2025-03_rel ; Build timestamp: 2025-03-21T17:41

Copyright © 2010-2025 Arm Limited or its affiliates. All rights reserved. This document is Non-Confidential.

FMLALL (multiple and single vector)

Multi-vector 8-bit floating-point multiply-add long-long by vector to single-precision

This instruction widens all 8-bit floating-point elements in the one, two, or four first source vectors and the second source vector to single-precision format and multiplies the corresponding elements. The intermediate products are scaled by $2^{-\text{UInt}(\text{FPMR.LSCALE})}$ before being destructively added without intermediate rounding to the overlapping 32-bit single-precision elements of the ZA quad-vector groups.

The quad-vector group within all of, each half of, or each quarter of the ZA array is selected by the sum of the vector select register and offset range, modulo all, half, or quarter the number of ZA array vectors.

The vector group symbol, VGx2 or VGx4, indicates that the ZA operand consists of two or four ZA quad-vector groups respectively. The vector group symbol is preferred for disassembly, but optional in assembler source code.

The 8-bit floating-point encoding format for the elements of the first source vector and the second source vector is selected by FPMR.F8S1 and FPMR.F8S2 respectively.

This instruction is unpredicated.

It has encodings from 3 classes: [One ZA quad-vector](#) , [Two ZA quad-vectors](#) and [Four ZA quad-vectors](#)

One ZA quad-vector

(FEAT_SME_F8F32)

31	30	29	28	27	26	25	24	23	22	21	20	19	18	17	16	15	14	13	12	11	10	9	8	7	6	5	4	3	2	1	0
1	1	0	0	0	0	0	1	0	0	1	1	Zm			0	Rv		0	0	1	Zn			0	0	0	off2				

Encoding

```
FMLALL ZA.S[<Wv>, <offsl>:<offs4>], <Zn>.B, <Zm>.B
```

Decode for this encoding

```
if !IsFeatureImplemented(FEAT_SME_F8F32) then EndOfDecode(Decode_UNDEF);
constant integer v = UInt('010':Rv);
constant integer n = UInt(Zn);
constant integer m = UInt('0':Zm);
constant integer offset = UInt(off2:'00');
constant integer nreg = 1;
```

Two ZA quad-vectors

(FEAT_SME_F8F32)

31	30	29	28	27	26	25	24	23	22	21	20	19	18	17	16	15	14	13	12	11	10	9	8	7	6	5	4	3	2	1	0
1	1	0	0	0	0	0	1	0	0	1	0	Zm			0	Rv		0	0	0	Zn			0	0	0	1	o1			

Encoding

```
FMLALL ZA.S[<Wv>, <offsl>:<offs4>{, VGx2}], { <Zn1>.B-<Zn2>.B }, <Zm>.B
```

Decode for this encoding

```
if !IsFeatureImplemented(FEAT_SME_F8F32) then EndOfDecode(Decode_UNDEF);
constant integer v = UInt('010':Rv);
constant integer n = UInt(Zn);
constant integer m = UInt('0':Zm);
constant integer offset = UInt(o1:'00');
constant integer nreg = 2;
```

Four ZA quad-vectors

(FEAT_SME_F8F32)

31	30	29	28	27	26	25	24	23	22	21	20	19	18	17	16	15	14	13	12	11	10	9	8	7	6	5	4	3	2	1	0
1	1	0	0	0	0	0	1	0	0	1	1	Zm			0	Rv		0	0	0	Zn			0	0	0	1	o1			

Encoding

```
FMLALL ZA.S[<Wv>, <offs1>:<offs4>{, VGx4}], { <Zn1>.B-<Zn4>.B }, <Zm>.B
```

Decode for this encoding

```
if !IsFeatureImplemented(FEAT_SME_F8F32) then EndOfDecode(Decode_UNDEF);
constant integer v = UInt('010':Rv);
constant integer n = UInt(Zn);
constant integer m = UInt('0':Zm);
constant integer offset = UInt(o1:'00');
constant integer nreg = 4;
```

Assembler Symbols

<Wv>	Is the 32-bit name of the vector select register W8-W11, encoded in the "Rv" field.
<offs1>	For the "One ZA quad-vector" variant: is the first vector select offset, encoded as "off2" field times 4. For the "Four ZA quad-vectors" and "Two ZA quad-vectors" variants: is the first vector select offset, encoded as "o1" field times 4.
<offs4>	For the "One ZA quad-vector" variant: is the fourth vector select offset, encoded as "off2" field times 4 plus 3. For the "Four ZA quad-vectors" and "Two ZA quad-vectors" variants: is the fourth vector select offset, encoded as "o1" field times 4 plus 3.
<Zn>	Is the name of the first source scalable vector register, encoded in the "Zn" field.
<Zm>	Is the name of the second source scalable vector register Z0-Z15, encoded in the "Zm" field.
<Zn1>	Is the name of the first scalable vector register of the first source multi-vector group, encoded as "Zn".
<Zn2>	Is the name of the second scalable vector register of the first source multi-vector group, encoded as "Zn" plus 1 modulo 32.
<Zn4>	Is the name of the fourth scalable vector register of the first source multi-vector group, encoded as "Zn" plus 3 modulo 32.

Operation

```
CheckFPMREnabled();
CheckStreamingSVEAndZAEEnabled();
constant integer VL = CurrentVL;
constant integer elements = VL DIV 32;
constant integer vectors = VL DIV 8;
constant integer vstride = vectors DIV nreg;
constant bits(32) vbase = X[v, 32];
integer vec = (UInt(vbase) + offset) MOD vstride;
bits(VL) result;
vec = vec - (vec MOD 4);

for r = 0 to nreg-1
    constant bits(VL) operand1 = Z[(n+r) MOD 32, VL];
    constant bits(VL) operand2 = Z[m, VL];
    for i = 0 to 3
        constant bits(VL) operand3 = ZAvector[vec + i, VL];
        for e = 0 to elements-1
            constant bits(8) element1 = Elem[operand1, 4 * e + i, 8];
            constant bits(8) element2 = Elem[operand2, 4 * e + i, 8];
            constant bits(32) element3 = Elem[operand3, e, 32];
            Elem[result, e, 32] = FP8MulAddFP(element3, element1, element2, FPCR, FPMR);
            ZAvector[vec + i, VL] = result;
        vec = vec + vstride;
```

Internal version only: aarchmrs v2025-03_rel, pseudocode v2025-03_rel ; Build timestamp: 2025-03-21T17:41

Copyright © 2010-2025 Arm Limited or its affiliates. All rights reserved. This document is Non-Confidential.

FMLALL (multiple vectors)

Multi-vector 8-bit floating-point multiply-add long-long to single-precision

This instruction widens all 8-bit floating-point elements in the two or four first and second source vectors to single-precision format and multiplies the corresponding elements. The intermediate products are scaled by $2^{-\text{UInt}(\text{FPMR.LSCALE})}$ before being destructively added without intermediate rounding to the overlapping 32-bit single-precision elements of the ZA quad-vector groups.

The quad-vector group within each half of or each quarter of the ZA array is selected by the sum of the vector select register and offset range, modulo half or quarter the number of ZA array vectors.

The vector group symbol, VGx2 or VGx4, indicates that the ZA operand consists of two or four ZA quad-vector groups respectively. The vector group symbol is preferred for disassembly, but optional in assembler source code.

The 8-bit floating-point encoding format for the elements of the first source vector and the second source vector is selected by FPMR.F8S1 and FPMR.F8S2 respectively.

This instruction is unpredicated.

It has encodings from 2 classes: [Two ZA quad-vectors](#) and [Four ZA quad-vectors](#)

Two ZA quad-vectors (FEAT_SME_F8F32)

31	30	29	28	27	26	25	24	23	22	21	20	19	18	17	16	15	14	13	12	11	10	9	8	7	6	5	4	3	2	1	0
1	1	0	0	0	0	0	1	1	0	1	Zm			0	0	Rv		0	0	0	Zn			1	0	0	0	0	0	0	o1

Encoding

FMLALL ZA.S[<Wv>, <offs1>:<offs4>{, VGx2}], { <Zn1>.B-<Zn2>.B }, { <Zm1>.B-<Zm2>.B }

Decode for this encoding

```
if !IsFeatureImplemented(FEAT_SME_F8F32) then EndOfDecode(Decode_UNDEF);
constant integer v = UInt('010':Rv);
constant integer n = UInt(Zn:'0');
constant integer m = UInt(Zm:'0');
constant integer offset = UInt(o1:'00');
constant integer nreg = 2;
```

Four ZA quad-vectors (FEAT_SME_F8F32)

31	30	29	28	27	26	25	24	23	22	21	20	19	18	17	16	15	14	13	12	11	10	9	8	7	6	5	4	3	2	1	0
1	1	0	0	0	0	0	1	1	0	1	Zm			0	1	0	Rv		0	0	0	Zn			0	1	0	0	0	0	o1

Encoding

FMLALL ZA.S[<Wv>, <offs1>:<offs4>{, VGx4}], { <Zn1>.B-<Zn4>.B }, { <Zm1>.B-<Zm4>.B }

Decode for this encoding

```
if !IsFeatureImplemented(FEAT_SME_F8F32) then EndOfDecode(Decode_UNDEF);
constant integer v = UInt('010':Rv);
constant integer n = UInt(Zn:'00');
constant integer m = UInt(Zm:'00');
constant integer offset = UInt(o1:'00');
constant integer nreg = 4;
```

Assembler Symbols

- <Wv> Is the 32-bit name of the vector select register W8-W11, encoded in the "Rv" field.
- <offs1> Is the first vector select offset, encoded as "o1" field times 4.

<offs4>	Is the fourth vector select offset, encoded as "o1" field times 4 plus 3.
<Zn1>	For the "Two ZA quad-vectors" variant: is the name of the first scalable vector register of the first source multi-vector group, encoded as "Zn" times 2. For the "Four ZA quad-vectors" variant: is the name of the first scalable vector register of the first source multi-vector group, encoded as "Zn" times 4.
<Zn2>	Is the name of the second scalable vector register of the first source multi-vector group, encoded as "Zn" times 2 plus 1.
<Zm1>	For the "Two ZA quad-vectors" variant: is the name of the first scalable vector register of the second source multi-vector group, encoded as "Zm" times 2. For the "Four ZA quad-vectors" variant: is the name of the first scalable vector register of the second source multi-vector group, encoded as "Zm" times 4.
<Zm2>	Is the name of the second scalable vector register of the second source multi-vector group, encoded as "Zm" times 2 plus 1.
<Zn4>	Is the name of the fourth scalable vector register of the first source multi-vector group, encoded as "Zn" times 4 plus 3.
<Zm4>	Is the name of the fourth scalable vector register of the second source multi-vector group, encoded as "Zm" times 4 plus 3.

Operation

```

CheckFPMREnabled();
CheckStreamingSVEAndZAEEnabled();
constant integer VL = CurrentVL;
constant integer elements = VL DIV 32;
constant integer vectors = VL DIV 8;
constant integer vstride = vectors DIV nreg;
constant bits(32) vbase = X[v, 32];
integer vec = (UInt(vbase) + offset) MOD vstride;
bits(VL) result;
vec = vec - (vec MOD 4);

for r = 0 to nreg-1
    constant bits(VL) operand1 = Z[n+r, VL];
    constant bits(VL) operand2 = Z[m+r, VL];
    for i = 0 to 3
        constant bits(VL) operand3 = ZAvector[vec + i, VL];
        for e = 0 to elements-1
            constant bits(8) element1 = Elem[operand1, 4 * e + i, 8];
            constant bits(8) element2 = Elem[operand2, 4 * e + i, 8];
            constant bits(32) element3 = Elem[operand3, e, 32];
            Elem[result, e, 32] = FP8MulAddFP(element3, element1, element2, FPCR, FPMR);
        ZAvector[vec + i, VL] = result;
    vec = vec + vstride;

```

Internal version only: aarchmrs v2025-03_rel, pseudocode v2025-03_rel ; Build timestamp: 2025-03-21T17:41

Copyright © 2010-2025 Arm Limited or its affiliates. All rights reserved. This document is Non-Confidential.

FMLS (multiple and indexed vector)

Multi-vector floating-point fused multiply-subtract by indexed element

This instruction multiplies the indexed element of the second source vector by the corresponding floating-point elements of the two or four first source vectors and destructively subtracts these values without intermediate rounding from the corresponding elements of the ZA single-vector groups. The elements within the second source vector are specified using an immediate element index which selects the same element position within each 128-bit vector segment. The index range is from 0 to one less than the number of elements per 128-bit segment. The single-vector group within each half of or each quarter of the ZA array is selected by the sum of the vector select register and offset, modulo half or quarter the number of ZA array vectors. The vector group symbol, VGx2 or VGx4, indicates that the ZA operand consists of two or four ZA single-vector groups respectively. The vector group symbol is preferred for disassembly, but optional in assembler source code. This instruction follows SME ZA-targeting floating-point behaviors. This instruction is unpredicated. ID_AA64SMFR0_EL1.F64F64 indicates whether the double-precision variant is implemented, and ID_AA64SMFR0_EL1.F16F16 indicates whether the half-precision variant is implemented.

It has encodings from 6 classes: [Two ZA single-vectors of half-precision elements](#) , [Two ZA single-vectors of single-precision elements](#) , [Two ZA single-vectors of double-precision elements](#) , [Four ZA single-vectors of half-precision elements](#) , [Four ZA single-vectors of single-precision elements](#) and [Four ZA single-vectors of double-precision elements](#)

Two ZA single-vectors of half-precision elements (FEAT_SME_F16F16)

31	30	29	28	27	26	25	24	23	22	21	20	19	18	17	16	15	14	13	12	11	10	9	8	7	6	5	4	3	2	1	0
1	1	0	0	0	0	0	1	0	0	0	1	Zm				0	Rv	1	i3h	Zn				0	1	i3l	off3				
																								op		S					

Encoding

FMLS ZA.H[<Wv>, <offs>{, VGx2}], { <Zn1>.H-<Zn2>.H }, <Zm>.H[<index>]

Decode for this encoding

```
if !IsFeatureImplemented(FEAT_SME_F16F16) then EndOfDecode(Decode_UNDEF);
constant integer v = UInt('010':Rv);
constant integer esize = 16;
constant integer n = UInt(Zn:'0');
constant integer m = UInt('0':Zm);
constant integer offset = UInt(off3);
constant integer index = UInt(i3h:i3l);
constant integer nreg = 2;
```

Two ZA single-vectors of single-precision elements (FEAT_SME2)

31	30	29	28	27	26	25	24	23	22	21	20	19	18	17	16	15	14	13	12	11	10	9	8	7	6	5	4	3	2	1	0			
1	1	0	0	0	0	0	1	0	1	0	1	Zm				0	Rv	0	i2	Zn				0	1	0	off3							
																								op		S								

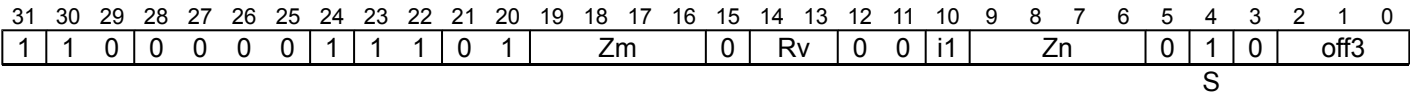
Encoding

FMLS ZA.S[<Wv>, <offs>{, VGx2}], { <Zn1>.S-<Zn2>.S }, <Zm>.S[<index>]

Decode for this encoding

```
if !IsFeatureImplemented(FEAT_SME2) then EndOfDecode(Decode_UNDEF);
constant integer v = UInt('010':Rv);
constant integer esize = 32;
constant integer n = UInt(Zn:'0');
constant integer m = UInt('0':Zm);
constant integer offset = UInt(off3);
constant integer index = UInt(i2);
constant integer nreg = 2;
```

Two ZA single-vectors of double-precision elements
(FEAT_SME2 && FEAT_SME_F64F64)



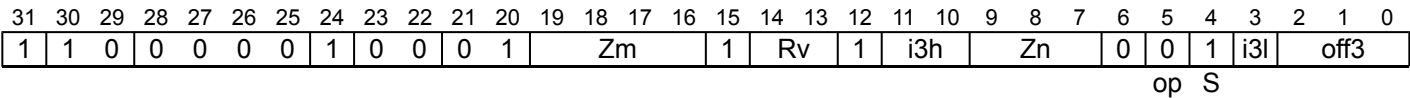
Encoding

FMLS ZA.D[<Wv>, <offs>{, VGx2}], { <Zn1>.D-<Zn2>.D }, <Zm>.D[<index>]

Decode for this encoding

```
if !(IsFeatureImplemented(FEAT_SME2) && IsFeatureImplemented(FEAT_SME_F64F64)) then
    EndOfDecode(Decode_UNDEF);
constant integer v = UInt('010':Rv);
constant integer esize = 64;
constant integer n = UInt(Zn:'0');
constant integer m = UInt('0':Zm);
constant integer offset = UInt(off3);
constant integer index = UInt(i1);
constant integer nreg = 2;
```

Four ZA single-vectors of half-precision elements
(FEAT_SME_F16F16)



Encoding

FMLS ZA.H[<Wv>, <offs>{, VGx4}], { <Zn1>.H-<Zn4>.H }, <Zm>.H[<index>]

Decode for this encoding

```
if !IsFeatureImplemented(FEAT_SME_F16F16) then EndOfDecode(Decode_UNDEF);
constant integer v = UInt('010':Rv);
constant integer esize = 16;
constant integer n = UInt(Zn:'00');
constant integer m = UInt('0':Zm);
constant integer offset = UInt(off3);
constant integer index = UInt(i3h:i3l);
constant integer nreg = 4;
```

Four ZA single-vectors of single-precision elements (FEAT_SME2)

31	30	29	28	27	26	25	24	23	22	21	20	19	18	17	16	15	14	13	12	11	10	9	8	7	6	5	4	3	2	1	0
1	1	0	0	0	0	0	1	0	1	0	1	Zm				1	Rv	0	i2	Zn				0	0	1	0	off3			
																		op				S									

Encoding

```
FMLS ZA.S[<Wv>, <offs>{, VGx4}], { <Zn1>.S-<Zn4>.S }, <Zm>.S[<index>]
```

Decode for this encoding

```
if !IsFeatureImplemented(FEAT_SME2) then EndOfDecode(Decode_UNDEF);
constant integer v = UInt('010':Rv);
constant integer esize = 32;
constant integer n = UInt(Zn:'00');
constant integer m = UInt('0':Zm);
constant integer offset = UInt(off3);
constant integer index = UInt(i2);
constant integer nreg = 4;
```

Four ZA single-vectors of double-precision elements (FEAT_SME2 && FEAT_SME_F64F64)

31	30	29	28	27	26	25	24	23	22	21	20	19	18	17	16	15	14	13	12	11	10	9	8	7	6	5	4	3	2	1	0
1	1	0	0	0	0	0	1	1	1	0	1	Zm				1	Rv	0	0	i1	Zn				0	0	1	0	off3		
																		op				S									

Encoding

```
FMLS ZA.D[<Wv>, <offs>{, VGx4}], { <Zn1>.D-<Zn4>.D }, <Zm>.D[<index>]
```

Decode for this encoding

```
if !(IsFeatureImplemented(FEAT_SME2) && IsFeatureImplemented(FEAT_SME_F64F64)) then
    EndOfDecode(Decode_UNDEF);
constant integer v = UInt('010':Rv);
constant integer esize = 64;
constant integer n = UInt(Zn:'00');
constant integer m = UInt('0':Zm);
constant integer offset = UInt(off3);
constant integer index = UInt(i1);
constant integer nreg = 4;
```

Assembler Symbols

<Wv>	Is the 32-bit name of the vector select register W8-W11, encoded in the "Rv" field.
<offs>	Is the vector select offset, in the range 0 to 7, encoded in the "off3" field.
<Zn1>	For the "Two ZA single-vectors of double-precision elements", "Two ZA single-vectors of half-precision elements", and "Two ZA single-vectors of single-precision elements" variants: is the name of the first scalable vector register of the first source multi-vector group, encoded as "Zn" times 2. For the "Four ZA single-vectors of double-precision elements", "Four ZA single-vectors of half-precision elements", and "Four ZA single-vectors of single-precision elements" variants: is the name of the first scalable vector register of the first source multi-vector group, encoded as "Zn" times 4.
<Zn2>	Is the name of the second scalable vector register of the first source multi-vector group, encoded as "Zn" times 2 plus 1.
<Zm>	Is the name of the second source scalable vector register Z0-Z15, encoded in the "Zm" field.
<index>	For the "Four ZA single-vectors of half-precision elements" and "Two ZA single-vectors of half-precision elements" variants: is the element index, in the range 0 to 7, encoded in the "i3h:i3l" fields.

For the "Four ZA single-vectors of single-precision elements" and "Two ZA single-vectors of single-precision elements" variants: is the element index, in the range 0 to 3, encoded in the "i2" field.

For the "Four ZA single-vectors of double-precision elements" and "Two ZA single-vectors of double-precision elements" variants: is the element index, in the range 0 to 1, encoded in the "i1" field.

<Zn4> Is the name of the fourth scalable vector register of the first source multi-vector group, encoded as "Zn" times 4 plus 3.

Operation

```
CheckStreamingSVEAndZAAEnabled();
constant integer VL = CurrentVL;
constant integer elements = VL DIV esize;
constant integer vectors = VL DIV 8;
constant integer vstride = vectors DIV nreg;
constant integer eltspersegment = 128 DIV esize;
constant bits(32) vbase = X[v, 32];
integer vec = (UInt(vbase) + offset) MOD vstride;
bits(VL) result;

for r = 0 to nreg-1
  constant bits(VL) op1 = Z[n+r, VL];
  constant bits(VL) op2 = Z[m, VL];
  constant bits(VL) op3 = ZAvector[vec, VL];
  for e = 0 to elements-1
    constant bits(esize) elem1 = FPNeg(Elem[op1, e, esize], FPCR);
    constant integer segmentbase = e - (e MOD eltspersegment);
    constant integer s = segmentbase + index;
    constant bits(esize) elem2 = Elem[op2, s, esize];
    constant bits(esize) elem3 = Elem[op3, e, esize];
    Elem[result, e, esize] = FPMulAdd_ZA(elem3, elem1, elem2, FPCR);
  ZAvector[vec, VL] = result;
  vec = vec + vstride;
```

Internal version only: aarchmrs v2025-03_rel, pseudocode v2025-03_rel ; Build timestamp: 2025-03-21T17:41

Copyright © 2010-2025 Arm Limited or its affiliates. All rights reserved. This document is Non-Confidential.

FMLS (multiple and single vector)

Multi-vector floating-point fused multiply-subtract by vector

This instruction multiplies the corresponding floating-point elements of the two or four first source vector with corresponding elements of the second source vector and destructively subtracts these values without intermediate rounding from the corresponding elements of the ZA single-vector groups. The single-vector group within each half of or each quarter of the ZA array is selected by the sum of the vector select register and offset, modulo half or quarter the number of ZA array vectors.

The vector group symbol, VGx2 or VGx4, indicates that the ZA operand consists of two or four ZA single-vector groups respectively. The vector group symbol is preferred for disassembly, but optional in assembler source code.

This instruction follows SME ZA-targeting floating-point behaviors.

This instruction is unpredicated.

ID_AA64SMFR0_EL1.F64F64 indicates whether the double-precision variant is implemented, and ID_AA64SMFR0_EL1.F16F16 indicates whether the half-precision variant is implemented.

It has encodings from 4 classes: [Two ZA single-vectors](#), [Two ZA single-vectors of half-precision elements](#), [Four ZA single-vectors](#) and [Four ZA single-vectors of half-precision elements](#)

Two ZA single-vectors

(FEAT_SME2)

31	30	29	28	27	26	25	24	23	22	21	20	19	18	17	16	15	14	13	12	11	10	9	8	7	6	5	4	3	2	1	0
1	1	0	0	0	0	0	1	0	sz	1	0	Zm		0		Rv		1			1	0	Zn			0		1	off3		
																S															

Encoding

FMLS ZA.<T>[<Wv>, <offs>{, VGx2}], { <Zn1>.<T>-<Zn2>.<T> }, <Zm>.<T>

Decode for this encoding

```
if !IsFeatureImplemented(FEAT_SME2) then EndOfDecode(Decode_UNDEF);
if sz == '1' && !IsFeatureImplemented(FEAT_SME_F64F64) then EndOfDecode(Decode_UNDEF);
constant integer v = UInt('010':Rv);
constant integer esize = 32 << UInt(sz);
constant integer n = UInt(Zn);
constant integer m = UInt('0':Zm);
constant integer offset = UInt(off3);
constant integer nreg = 2;
```

Two ZA single-vectors of half-precision elements

(FEAT_SME_F16F16)

31	30	29	28	27	26	25	24	23	22	21	20	19	18	17	16	15	14	13	12	11	10	9	8	7	6	5	4	3	2	1	0
1	1	0	0	0	0	0	1	0	0	1	0	Zm			0	Rv		1	1	1	Zn			0	1	off3					
SZ																S															

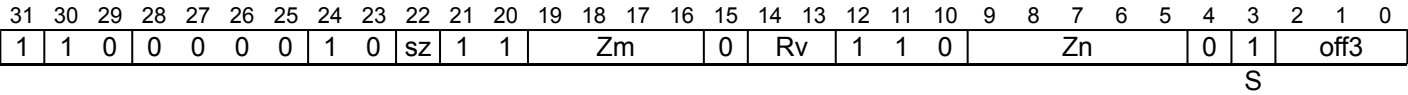
Encoding

FMLS ZA.H[<Wv>, <offs>{, VGx2}], { <Zn1>.H-<Zn2>.H }, <Zm>.H

Decode for this encoding

```
if !IsFeatureImplemented(FEAT_SME_F16F16) then EndOfDecode(Decode_UNDEF);
constant integer v = UInt('010':Rv);
constant integer esize = 16;
constant integer n = UInt(Zn);
constant integer m = UInt('0':Zm);
constant integer offset = UInt(off3);
constant integer nreg = 2;
```

Four ZA single-vectors
(FEAT_SME2)



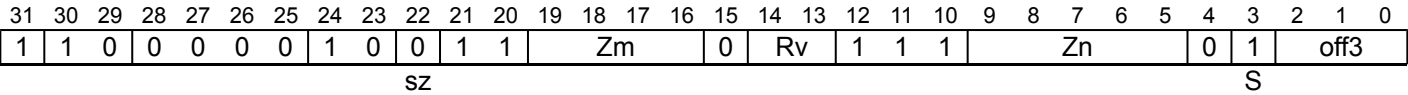
Encoding

```
FMLS ZA.<T>[<Wv>, <offs>{, VGx4}], { <Zn1>.<T>-<Zn4>.<T> }, <Zm>.<T>
```

Decode for this encoding

```
if !IsFeatureImplemented(FEAT_SME2) then EndOfDecode(Decode_UNDEF);
if sz == '1' && !IsFeatureImplemented(FEAT_SME_F64F64) then EndOfDecode(Decode_UNDEF);
constant integer v = UInt('010':Rv);
constant integer esize = 32 << UInt(sz);
constant integer n = UInt(Zn);
constant integer m = UInt('0':Zm);
constant integer offset = UInt(off3);
constant integer nreg = 4;
```

Four ZA single-vectors of half-precision elements
(FEAT_SME_F16F16)



Encoding

```
FMLS ZA.H[<Wv>, <offs>{, VGx4}], { <Zn1>.H-<Zn4>.H }, <Zm>.H
```

Decode for this encoding

```
if !IsFeatureImplemented(FEAT_SME_F16F16) then EndOfDecode(Decode_UNDEF);
constant integer v = UInt('010':Rv);
constant integer esize = 16;
constant integer n = UInt(Zn);
constant integer m = UInt('0':Zm);
constant integer offset = UInt(off3);
constant integer nreg = 4;
```

Assembler Symbols

- <T>

Is the size specifier, encoded in “sz”:

sz	<T>
0	S
1	D
- <Wv>

Is the 32-bit name of the vector select register W8-W11, encoded in the "Rv" field.
- <offs>

Is the vector select offset, in the range 0 to 7, encoded in the "off3" field.
- <Zn1>

Is the name of the first scalable vector register of the first source multi-vector group, encoded as "Zn".
- <Zn2>

Is the name of the second scalable vector register of the first source multi-vector group, encoded as "Zn" plus 1 modulo 32.
- <Zm>

Is the name of the second source scalable vector register Z0-Z15, encoded in the "Zm" field.
- <Zn4>

Is the name of the fourth scalable vector register of the first source multi-vector group, encoded as "Zn" plus 3 modulo 32.

Operation

```
CheckStreamingSVEAndZAAEnabled();
constant integer VL = CurrentVL;
constant integer elements = VL DIV esize;
constant integer vectors = VL DIV 8;
constant integer vstride = vectors DIV nreg;
constant bits(32) vbase = X[v, 32];
integer vec = (UInt(vbase) + offset) MOD vstride;
bits(VL) result;

for r = 0 to nreg-1
  constant bits(VL) op1 = Z[(n+r) MOD 32, VL];
  constant bits(VL) op2 = Z[m, VL];
  constant bits(VL) op3 = ZAvector[vec, VL];
  for e = 0 to elements-1
    constant bits(esize) elem1 = FPNeg(Elem[op1, e, esize], FPCR);
    constant bits(esize) elem2 = Elem[op2, e, esize];
    constant bits(esize) elem3 = Elem[op3, e, esize];
    Elem[result, e, esize] = FPMulAdd\_ZA(elem3, elem1, elem2, FPCR);
  ZAvector[vec, VL] = result;
  vec = vec + vstride;
```

Internal version only: aarchmrs v2025-03_rel, pseudocode v2025-03_rel ; Build timestamp: 2025-03-21T17:41

Copyright © 2010-2025 Arm Limited or its affiliates. All rights reserved. This document is Non-Confidential.

FMLS (multiple vectors)

Multi-vector floating-point fused multiply-subtract

This instruction multiplies the corresponding floating-point elements of the two or four first and second source vectors and destructively subtracts these values without intermediate rounding from the corresponding elements of the ZA single-vector groups.

The single-vector group within each half of or each quarter of the ZA array is selected by the sum of the vector select register and offset, modulo half or quarter the number of ZA array vectors.

The vector group symbol, VGx2 or VGx4, indicates that the ZA operand consists of two or four ZA single-vector groups respectively. The vector group symbol is preferred for disassembly, but optional in assembler source code.

This instruction follows SME ZA-targeting floating-point behaviors.

This instruction is unpredicated.

ID_AA64SMFR0_EL1.F64F64 indicates whether the double-precision variant is implemented, and ID_AA64SMFR0_EL1.F16F16 indicates whether the half-precision variant is implemented.

It has encodings from 4 classes: [Two ZA single-vectors](#), [Two ZA single-vectors of half-precision elements](#), [Four ZA single-vectors](#) and [Four ZA single-vectors of half-precision elements](#)

Two ZA single-vectors

(FEAT_SME2)

31	30	29	28	27	26	25	24	23	22	21	20	19	18	17	16	15	14	13	12	11	10	9	8	7	6	5	4	3	2	1	0
1	1	0	0	0	0	0	1	1	sz	1		Zm		0	0		Rv		1	1	0		Zn		0	0	1		off3		
																S															

Encoding

```
FMLS ZA.<T>[<Wv>, <offs>{, VGx2}], { <Zn1>.<T>-<Zn2>.<T> }, { <Zm1>.<T>-<Zm2>.<T> }
```

Decode for this encoding

```
if !IsFeatureImplemented(FEAT_SME2) then EndOfDecode(Decode_UNDEF);
if sz == '1' && !IsFeatureImplemented(FEAT_SME_F64F64) then EndOfDecode(Decode_UNDEF);
constant integer v = UInt('010':Rv);
constant integer esize = 32 << UInt(sz);
constant integer n = UInt(Zn:'0');
constant integer m = UInt(Zm:'0');
constant integer offset = UInt(off3);
constant integer nreg = 2;
```

Two ZA single-vectors of half-precision elements

(FEAT_SME_F16F16)

31	30	29	28	27	26	25	24	23	22	21	20	19	18	17	16	15	14	13	12	11	10	9	8	7	6	5	4	3	2	1	0
1	1	0	0	0	0	0	1	1	0	1	Zm			0	0	Rv		1	0	0	Zn			0	1	1	off3				
SZ										S																					

Encoding

```
FMLS ZA.H[<Wv>, <offs>{, VGx2}], { <Zn1>.H-<Zn2>.H }, { <Zm1>.H-<Zm2>.H }
```

Decode for this encoding

```
if !IsFeatureImplemented(FEAT_SME_F16F16) then EndOfDecode(Decode_UNDEF);
constant integer v = UInt('010':Rv);
constant integer esize = 16;
constant integer n = UInt(Zn:'0');
constant integer m = UInt(Zm:'0');
constant integer offset = UInt(off3);
constant integer nreg = 2;
```

Four ZA single-vectors
(FEAT_SME2)

31	30	29	28	27	26	25	24	23	22	21	20	19	18	17	16	15	14	13	12	11	10	9	8	7	6	5	4	3	2	1	0
1	1	0	0	0	0	0	1	1	sz	1	Zm		0	1	0	Rv		1	1	0	Zn		0	0	0	1	off3				
S																															

Encoding

FMLS ZA.<T>[<Wv>, <offs>{, VGx4}], { <Zn1>.<T>-<Zn4>.<T> }, { <Zm1>.<T>-<Zm4>.<T> }

Decode for this encoding

```
if !IsFeatureImplemented(FEAT_SME2) then EndOfDecode(Decode_UNDEF);
if sz == '1' && !IsFeatureImplemented(FEAT_SME_F64F64) then EndOfDecode(Decode_UNDEF);
constant integer v = UInt('010':Rv);
constant integer esize = 32 << UInt(sz);
constant integer n = UInt(Zn:'00');
constant integer m = UInt(Zm:'00');
constant integer offset = UInt(off3);
constant integer nreg = 4;
```

Four ZA single-vectors of half-precision elements
(FEAT_SME_F16F16)

31	30	29	28	27	26	25	24	23	22	21	20	19	18	17	16	15	14	13	12	11	10	9	8	7	6	5	4	3	2	1	0
1	1	0	0	0	0	0	1	1	0	1	Zm		0	1	0	Rv		1	0	0	Zn		0	0	1	1	off3				
SZ																S															

Encoding

FMLS ZA.H[<Wv>, <offs>{, VGx4}], { <Zn1>.H-<Zn4>.H }, { <Zm1>.H-<Zm4>.H }

Decode for this encoding

```
if !IsFeatureImplemented(FEAT_SME_F16F16) then EndOfDecode(Decode_UNDEF);
constant integer v = UInt('010':Rv);
constant integer esize = 16;
constant integer n = UInt(Zn:'00');
constant integer m = UInt(Zm:'00');
constant integer offset = UInt(off3);
constant integer nreg = 4;
```

Assembler Symbols

- <T>

Is the size specifier, encoded in “sz”:

sz	<T>
0	S
1	D
- <Wv>

Is the 32-bit name of the vector select register W8-W11, encoded in the "Rv" field.
- <offs>

Is the vector select offset, in the range 0 to 7, encoded in the "off3" field.
- <Zn1>

For the "Two ZA single-vectors of half-precision elements" and "Two ZA single-vectors" variants: is the name of the first scalable vector register of the first source multi-vector group, encoded as "Zn" times 2.

For the "Four ZA single-vectors of half-precision elements" and "Four ZA single-vectors" variants: is the name of the first scalable vector register of the first source multi-vector group, encoded as "Zn" times 4.
- <Zn2>

Is the name of the second scalable vector register of the first source multi-vector group, encoded as "Zn" times 2 plus 1.

- <Zm1> For the "Two ZA single-vectors of half-precision elements" and "Two ZA single-vectors" variants: is the name of the first scalable vector register of the second source multi-vector group, encoded as "Zm" times 2.
- For the "Four ZA single-vectors of half-precision elements" and "Four ZA single-vectors" variants: is the name of the first scalable vector register of the second source multi-vector group, encoded as "Zm" times 4.
- <Zm2> Is the name of the second scalable vector register of the second source multi-vector group, encoded as "Zm" times 2 plus 1.
- <Zn4> Is the name of the fourth scalable vector register of the first source multi-vector group, encoded as "Zn" times 4 plus 3.
- <Zm4> Is the name of the fourth scalable vector register of the second source multi-vector group, encoded as "Zm" times 4 plus 3.

Operation

```

CheckStreamingSVEAndZAAEnabled();
constant integer VL = CurrentVL;
constant integer elements = VL DIV esize;
constant integer vectors = VL DIV 8;
constant integer vstride = vectors DIV nreg;
constant bits(32) vbase = X[v, 32];
integer vec = (UInt(vbase) + offset) MOD vstride;
bits(VL) result;

for r = 0 to nreg-1
    constant bits(VL) op1 = Z[n+r, VL];
    constant bits(VL) op2 = Z[m+r, VL];
    constant bits(VL) op3 = ZAvector[vec, VL];
    for e = 0 to elements-1
        constant bits(esize) elem1 = FPNeg(Elem[op1, e, esize], FPCR);
        constant bits(esize) elem2 = Elem[op2, e, esize];
        constant bits(esize) elem3 = Elem[op3, e, esize];
        Elem[result, e, esize] = FPMulAdd_ZA(elem3, elem1, elem2, FPCR);
    ZAvector[vec, VL] = result;
    vec = vec + vstride;

```

Internal version only: aarchmrs v2025-03_rel, pseudocode v2025-03_rel ; Build timestamp: 2025-03-21T17:41

Copyright © 2010-2025 Arm Limited or its affiliates. All rights reserved. This document is Non-Confidential.

FMLSL (multiple and indexed vector)

Multi-vector floating-point multiply-subtract long by indexed element

This instruction widens all 16-bit half-precision elements in the one, two, or four first source vectors and the indexed element of the second source vector to single-precision format, then multiplies the corresponding elements and destructively subtracts these values without intermediate rounding from the overlapping 32-bit single-precision elements of the ZA double-vector groups.

The half-precision elements within the second source vector are specified using a 3-bit immediate index which selects the same element position within each 128-bit vector segment.

The double-vector group within all of, each half of, or each quarter of the ZA array is selected by the sum of the vector select register and offset range, modulo all, half, or quarter the number of ZA array vectors.

The vector group symbol, VGx2 or VGx4, indicates that the ZA operand consists of two or four ZA double-vector groups respectively. The vector group symbol is preferred for disassembly, but optional in assembler source code.

This instruction follows SME ZA-targeting floating-point behaviors.

This instruction is unpredicated.

It has encodings from 3 classes: [One ZA double-vector](#) , [Two ZA double-vectors](#) and [Four ZA double-vectors](#)

One ZA double-vector (FEAT_SME2)

31	30	29	28	27	26	25	24	23	22	21	20	19	18	17	16	15	14	13	12	11	10	9	8	7	6	5	4	3	2	1	0
1	1	0	0	0	0	0	1	1	0	0	0	Zm			i3h	Rv	1	i3l	Zn			0			1	off3					
op S																															

Encoding

FMLSL ZA.S[<Wv>, <offs1>:<offs2>], <Zn>.H, <Zm>.H[<index>]

Decode for this encoding

```
if !IsFeatureImplemented(FEAT_SME2) then EndOfDecode(Decode_UNDEF);
constant integer v = UInt('010':Rv);
constant integer n = UInt(Zn);
constant integer m = UInt('0':Zm);
constant integer offset = UInt(off3:'0');
constant integer index = UInt(i3h:i3l);
constant integer nreg = 1;
```

Two ZA double-vectors (FEAT_SME2)

31	30	29	28	27	26	25	24	23	22	21	20	19	18	17	16	15	14	13	12	11	10	9	8	7	6	5	4	3	2	1	0
1	1	0	0	0	0	0	1	1	0	0	1	Zm			0	Rv	1	i3h	Zn			0	0	1	i3l	off2			op S		

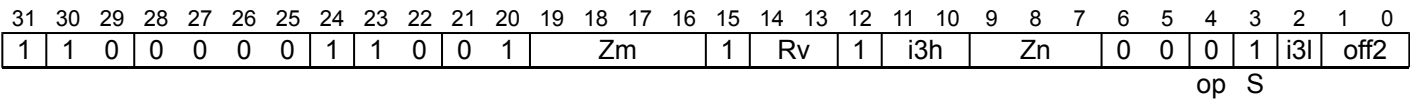
Encoding

FMLSL ZA.S[<Wv>, <offs1>:<offs2>{, VGx2}], { <Zn1>.H-<Zn2>.H }, <Zm>.H[<index>]

Decode for this encoding

```
if !IsFeatureImplemented(FEAT_SME2) then EndOfDecode(Decode_UNDEF);
constant integer v = UInt('010':Rv);
constant integer n = UInt(Zn:'0');
constant integer m = UInt('0':Zm);
constant integer offset = UInt(off2:'0');
constant integer index = UInt(i3h:i3l);
constant integer nreg = 2;
```

Four ZA double-vectors
(FEAT_SME2)



Encoding

```
FMLSL ZA.S[<Wv>, <offs1>:<offs2>{, VGx4}], { <Zn1>.H-<Zn4>.H }, <Zm>.H[<index>]
```

Decode for this encoding

```
if !IsFeatureImplemented(FEAT_SME2) then EndOfDecode(Decode_UNDEF);
constant integer v = UInt('010':Rv);
constant integer n = UInt(Zn:'00');
constant integer m = UInt('0':Zm);
constant integer offset = UInt(off2:'0');
constant integer index = UInt(i3h:i3l);
constant integer nreg = 4;
```

Assembler Symbols

- <Wv> Is the 32-bit name of the vector select register W8-W11, encoded in the "Rv" field.
- <offs1> For the "One ZA double-vector" variant: is the first vector select offset, encoded as "off3" field times 2.
For the "Four ZA double-vectors" and "Two ZA double-vectors" variants: is the first vector select offset, encoded as "off2" field times 2.
- <offs2> For the "One ZA double-vector" variant: is the second vector select offset, encoded as "off3" field times 2 plus 1.
For the "Four ZA double-vectors" and "Two ZA double-vectors" variants: is the second vector select offset, encoded as "off2" field times 2 plus 1.
- <Zn> Is the name of the first source scalable vector register, encoded in the "Zn" field.
- <Zm> Is the name of the second source scalable vector register Z0-Z15, encoded in the "Zm" field.
- <index> Is the element index, in the range 0 to 7, encoded in the "i3h:i3l" fields.
- <Zn1> For the "Two ZA double-vectors" variant: is the name of the first scalable vector register of the first source multi-vector group, encoded as "Zn" times 2.
For the "Four ZA double-vectors" variant: is the name of the first scalable vector register of the first source multi-vector group, encoded as "Zn" times 4.
- <Zn2> Is the name of the second scalable vector register of the first source multi-vector group, encoded as "Zn" times 2 plus 1.
- <Zn4> Is the name of the fourth scalable vector register of the first source multi-vector group, encoded as "Zn" times 4 plus 3.

Operation

```
CheckStreamingSVEAndZAAEnabled();
constant integer VL = CurrentVL;
constant integer elements = VL DIV 32;
constant integer vectors = VL DIV 8;
constant integer vstride = vectors DIV nreg;
constant integer eltspersegment = 128 DIV 32;
constant bits(32) vbase = X[v, 32];
integer vec = (UInt(vbase) + offset) MOD vstride;
bits(VL) result;
vec = vec - (vec MOD 2);

for r = 0 to nreg-1
    constant bits(VL) op1 = Z[n+r, VL];
    constant bits(VL) op2 = Z[m, VL];
    for i = 0 to 1
        constant bits(VL) op3 = ZAvector[vec + i, VL];
        for e = 0 to elements-1
            constant integer segmentbase = e - (e MOD eltspersegment);
            constant integer s = 2 * segmentbase + index;
            constant bits(16) elem1 = FPNeg(Elem[op1, 2 * e + i, 16], FPCR);
            constant bits(16) elem2 = Elem[op2, s, 16];
            constant bits(32) elem3 = Elem[op3, e, 32];
            Elem[result, e, 32] = FPMulAddH\_ZA(elem3, elem1, elem2,
                                           FPCR);
        ZAvector[vec + i, VL] = result;
    vec = vec + vstride;
```

Internal version only: aarchmrs v2025-03_rel, pseudocode v2025-03_rel ; Build timestamp: 2025-03-21T17:41

Copyright © 2010-2025 Arm Limited or its affiliates. All rights reserved. This document is Non-Confidential.

FMLSL (multiple and single vector)

Multi-vector floating-point multiply-subtract long by vector

This instruction widens all 16-bit half-precision elements in the one, two, or four first source vectors and the second source vector to single-precision format, then multiplies the corresponding elements and destructively subtracts these values without intermediate rounding from the overlapping 32-bit single-precision elements of the ZA double-vector groups.

The double-vector group within all of, each half of, or each quarter of the ZA array is selected by the sum of the vector select register and offset range, modulo all, half, or quarter the number of ZA array vectors.

The vector group symbol, VGx2 or VGx4, indicates that the ZA operand consists of two or four ZA double-vector groups respectively. The vector group symbol is preferred for disassembly, but optional in assembler source code.

This instruction follows SME ZA-targeting floating-point behaviors.

This instruction is unpredicated.

It has encodings from 3 classes: [One ZA double-vector](#) , [Two ZA double-vectors](#) and [Four ZA double-vectors](#)

One ZA double-vector (FEAT_SME2)

31	30	29	28	27	26	25	24	23	22	21	20	19	18	17	16	15	14	13	12	11	10	9	8	7	6	5	4	3	2	1	0
1	1	0	0	0	0	0	1	0	0	1	0	Zm			0	Rv	0	1	1	Zn			0	1	off3						
op S																															

Encoding

FMLSL ZA.S[<Wv>, <offs1>:<offs2>], <Zn>.H, <Zm>.H

Decode for this encoding

```
if !IsFeatureImplemented(FEAT_SME2) then EndOfDecode(Decode_UNDEF);
constant integer v = UInt('010':Rv);
constant integer n = UInt(Zn);
constant integer m = UInt('0':Zm);
constant integer offset = UInt(off3:'0');
constant integer nreg = 1;
```

Two ZA double-vectors (FEAT_SME2)

31	30	29	28	27	26	25	24	23	22	21	20	19	18	17	16	15	14	13	12	11	10	9	8	7	6	5	4	3	2	1	0
1	1	0	0	0	0	0	1	0	0	1	0	Zm			0	Rv	0	1	0	Zn			off2			0	1	0	op S o2		

Encoding

FMLSL ZA.S[<Wv>, <offs1>:<offs2>{, VGx2}], { <Zn1>.H-<Zn2>.H }, <Zm>.H

Decode for this encoding

```
if !IsFeatureImplemented(FEAT_SME2) then EndOfDecode(Decode_UNDEF);
constant integer v = UInt('010':Rv);
constant integer n = UInt(Zn);
constant integer m = UInt('0':Zm);
constant integer offset = UInt(off2:'0');
constant integer nreg = 2;
```

Four ZA double-vectors (FEAT_SME2)

31	30	29	28	27	26	25	24	23	22	21	20	19	18	17	16	15	14	13	12	11	10	9	8	7	6	5	4	3	2	1	0
1	1	0	0	0	0	0	1	0	0	1	1	Zm				0	Rv	0	1	0	Zn				0	1	0	off2			
																								op		S	o2				

Encoding

```
FMLSL ZA.S[<Wv>, <offs1>:<offs2>{, VGx4}], { <Zn1>.H-<Zn4>.H }, <Zm>.H
```

Decode for this encoding

```
if !IsFeatureImplemented(FEAT_SME2) then EndOfDecode(Decode_UNDEF);
constant integer v = UInt('010':Rv);
constant integer n = UInt(Zn);
constant integer m = UInt('0':Zm);
constant integer offset = UInt(off2:'0');
constant integer nreg = 4;
```

Assembler Symbols

<Wv>	Is the 32-bit name of the vector select register W8-W11, encoded in the "Rv" field.
<offs1>	For the "One ZA double-vector" variant: is the first vector select offset, encoded as "off3" field times 2. For the "Four ZA double-vectors" and "Two ZA double-vectors" variants: is the first vector select offset, encoded as "off2" field times 2.
<offs2>	For the "One ZA double-vector" variant: is the second vector select offset, encoded as "off3" field times 2 plus 1. For the "Four ZA double-vectors" and "Two ZA double-vectors" variants: is the second vector select offset, encoded as "off2" field times 2 plus 1.
<Zn>	Is the name of the first source scalable vector register, encoded in the "Zn" field.
<Zm>	Is the name of the second source scalable vector register Z0-Z15, encoded in the "Zm" field.
<Zn1>	Is the name of the first scalable vector register of the first source multi-vector group, encoded as "Zn".
<Zn2>	Is the name of the second scalable vector register of the first source multi-vector group, encoded as "Zn" plus 1 modulo 32.
<Zn4>	Is the name of the fourth scalable vector register of the first source multi-vector group, encoded as "Zn" plus 3 modulo 32.

Operation

```
CheckStreamingSVEAndZAAEnabled();
constant integer VL = CurrentVL;
constant integer elements = VL DIV 32;
constant integer vectors = VL DIV 8;
constant integer vstride = vectors DIV nreg;
constant bits(32) vbase = X[v, 32];
integer vec = (UInt(vbase) + offset) MOD vstride;
bits(VL) result;
vec = vec - (vec MOD 2);

for r = 0 to nreg-1
    constant bits(VL) op1 = Z[(n+r) MOD 32, VL];
    constant bits(VL) op2 = Z[m, VL];
    for i = 0 to 1
        constant bits(VL) op3 = ZAvector[vec + i, VL];
        for e = 0 to elements-1
            constant bits(16) elem1 = FPNeg(Elem[op1, 2 * e + i, 16], FPCR);
            constant bits(16) elem2 = Elem[op2, 2 * e + i, 16];
            constant bits(32) elem3 = Elem[op3, e, 32];
            Elem[result, e, 32] = FPMulAddH_ZA(elem3, elem1, elem2, FPCR);

        ZAvector[vec + i, VL] = result;
    vec = vec + vstride;
```


FMLSL (multiple vectors)

Multi-vector floating-point multiply-subtract long

This instruction widens all 16-bit half-precision elements in the two or four first and second source vectors to single-precision format, then multiplies the corresponding elements and destructively subtracts these values without intermediate rounding from the overlapping 32-bit single-precision elements of the ZA double-vector groups.

The double-vector group within each half of or each quarter of the ZA array is selected by the sum of the vector select register and offset range, modulo half or quarter the number of ZA array vectors.

The vector group symbol, VGx2 or VGx4, indicates that the ZA operand consists of two or four ZA double-vector groups respectively. The vector group symbol is preferred for disassembly, but optional in assembler source code.

This instruction follows SME ZA-targeting floating-point behaviors.

This instruction is unpredicated.

It has encodings from 2 classes: [Two ZA double-vectors](#) and [Four ZA double-vectors](#)

Two ZA double-vectors (FEAT_SME2)

31	30	29	28	27	26	25	24	23	22	21	20	19	18	17	16	15	14	13	12	11	10	9	8	7	6	5	4	3	2	1	0
1	1	0	0	0	0	0	1	1	0	1	Zm				0	0	Rv		0	1	0	Zn			0	0	1	0	off2		
																											op		S		

Encoding

FMLSL ZA.S[<Wv>, <offs1>:<offs2>{, VGx2}], { <Zn1>.H-<Zn2>.H }, { <Zm1>.H-<Zm2>.H }

Decode for this encoding

```
if !IsFeatureImplemented(FEAT_SME2) then EndOfDecode(Decode_UNDEF);
constant integer v = UInt('010':Rv);
constant integer n = UInt(Zn:'0');
constant integer m = UInt(Zm:'0');
constant integer offset = UInt(off2:'0');
constant integer nreg = 2;
```

Four ZA double-vectors (FEAT_SME2)

31	30	29	28	27	26	25	24	23	22	21	20	19	18	17	16	15	14	13	12	11	10	9	8	7	6	5	4	3	2	1	0
1	1	0	0	0	0	0	1	1	0	1	Zm			0	1	0	Rv		0	1	0	Zn			0	0	0	1	0	off2	
																											op		S		

Encoding

FMLSL ZA.S[<Wv>, <offs1>:<offs2>{, VGx4}], { <Zn1>.H-<Zn4>.H }, { <Zm1>.H-<Zm4>.H }

Decode for this encoding

```
if !IsFeatureImplemented(FEAT_SME2) then EndOfDecode(Decode_UNDEF);
constant integer v = UInt('010':Rv);
constant integer n = UInt(Zn:'00');
constant integer m = UInt(Zm:'00');
constant integer offset = UInt(off2:'0');
constant integer nreg = 4;
```

Assembler Symbols

- <Wv> Is the 32-bit name of the vector select register W8-W11, encoded in the "Rv" field.
- <offs1> Is the first vector select offset, encoded as "off2" field times 2.

<offs2>	Is the second vector select offset, encoded as "off2" field times 2 plus 1.
<Zn1>	For the "Two ZA double-vectors" variant: is the name of the first scalable vector register of the first source multi-vector group, encoded as "Zn" times 2. For the "Four ZA double-vectors" variant: is the name of the first scalable vector register of the first source multi-vector group, encoded as "Zn" times 4.
<Zn2>	Is the name of the second scalable vector register of the first source multi-vector group, encoded as "Zn" times 2 plus 1.
<Zm1>	For the "Two ZA double-vectors" variant: is the name of the first scalable vector register of the second source multi-vector group, encoded as "Zm" times 2. For the "Four ZA double-vectors" variant: is the name of the first scalable vector register of the second source multi-vector group, encoded as "Zm" times 4.
<Zm2>	Is the name of the second scalable vector register of the second source multi-vector group, encoded as "Zm" times 2 plus 1.
<Zn4>	Is the name of the fourth scalable vector register of the first source multi-vector group, encoded as "Zn" times 4 plus 3.
<Zm4>	Is the name of the fourth scalable vector register of the second source multi-vector group, encoded as "Zm" times 4 plus 3.

Operation

```

CheckStreamingSVEAndZAAEnabled();
constant integer VL = CurrentVL;
constant integer elements = VL DIV 32;
constant integer vectors = VL DIV 8;
constant integer vstride = vectors DIV nreg;
constant bits(32) vbase = X[v, 32];
integer vec = (UInt(vbase) + offset) MOD vstride;
bits(VL) result;
vec = vec - (vec MOD 2);

for r = 0 to nreg-1
    constant bits(VL) op1 = Z[n+r, VL];
    constant bits(VL) op2 = Z[m+r, VL];
    for i = 0 to 1
        constant bits(VL) op3 = ZAvector[vec + i, VL];
        for e = 0 to elements-1
            constant bits(16) elem1 = FPNeg(Elem[op1, 2 * e + i, 16], FPCR);
            constant bits(16) elem2 = Elem[op2, 2 * e + i, 16];
            constant bits(32) elem3 = Elem[op3, e, 32];
            Elem[result, e, 32] = FPMulAddH_ZA(elem3, elem1, elem2,
                                                FPCR);

        ZAvector[vec + i, VL] = result;
    vec = vec + vstride;

```

Internal version only: aarchmrs v2025-03_rel, pseudocode v2025-03_rel ; Build timestamp: 2025-03-21T17:41

Copyright © 2010-2025 Arm Limited or its affiliates. All rights reserved. This document is Non-Confidential.

FMOP4A (non-widening)

Floating-point quarter-tile outer products, accumulating

This instruction generates four independent quarter-tile floating-point outer products from the sub-matrices in the half-vectors of the one or two first and second source vectors and accumulates the results to the corresponding elements of a 16-bit, 32-bit, or 64-bit element ZA tile.

In case of the half-precision variant, each of the quarter-tile outer products is generated by multiplying the $SVL_H \div 2 \times 1$ sub-matrix of half-precision values held in the half-vectors of the first source vectors by the $1 \times SVL_H \div 2$ sub-matrix of half-precision values held in the half-vectors of the second source vectors. In case of the single-precision variant, each of the quarter-tile outer products is generated by multiplying the $SVL_S \div 2 \times 1$ sub-matrix of single-precision values held in the half-vectors of the first source vectors by the $1 \times SVL_S \div 2$ sub-matrix of single-precision values held in the half-vectors of the second source vectors. In case of the double-precision variant, each of the quarter-tile outer products is generated by multiplying the $SVL_D \div 2 \times 1$ sub-matrix of double-precision values held in the half-vectors of the first source vectors by the $1 \times SVL_D \div 2$ sub-matrix of double-precision values held in the half-vectors of the second source vectors.

The resulting quarter-tile $SVL_H \div 2 \times SVL_H \div 2$ half-precision outer products in case of the half-precision variant, $SVL_S \div 2 \times SVL_S \div 2$ single-precision outer products in case of the single-precision variant, or $SVL_D \div 2 \times SVL_D \div 2$ double-precision outer products in case of the double-precision variant are destructively added to the destination ZA tile. This is equivalent to performing a single multiply-accumulate to each of the destination tile elements.

This instruction follows SME ZA-targeting floating-point behaviors.

This instruction is unpredicated.

It has encodings from 12 classes: [Half-precision, single and multiple vectors](#), [Half-precision, single vectors](#), [Half-precision, multiple and single vectors](#), [Half-precision, multiple vectors](#), [Single-precision, single and multiple vectors](#), [Single-precision, single vectors](#), [Single-precision, multiple and single vectors](#), [Single-precision, multiple vectors](#), [Double-precision, single and multiple vectors](#), [Double-precision, single vectors](#), [Double-precision, multiple and single vectors](#) and [Double-precision, multiple vectors](#)

Half-precision, single and multiple vectors

(FEAT_SME_MOP4 && FEAT_SME_F16F16)

31	30	29	28	27	26	25	24	23	22	21	20	19	18	17	16	15	14	13	12	11	10	9	8	7	6	5	4	3	2	1	0
1	0	0	0	0	0	0	1	0	0	0	1	Zm			0	0	0	0	0	0	0	0	Zn			0	0	1	0	0	ZAda
M												N										S									

Encoding

FMOP4A <ZAda>.H, <Zn>.H, { <Zm1>.H-<Zm2>.H }

Decode for this encoding

```
if !IsFeatureImplemented(FEAT_SME_MOP4) || !IsFeatureImplemented(FEAT_SME_F16F16) then
    EndOfDecode(Decode_UNDEF);
constant integer esize = 16;
constant integer n = UInt('0':Zn:'0');
constant integer m = UInt('1':Zm:'0');
constant integer nreg = 1;
constant integer mreg = 2;
constant integer da = UInt(ZAda);
constant boolean sub_op = FALSE;
```

Half-precision, single vectors

(FEAT_SME_MOP4 && FEAT_SME_F16F16)

31	30	29	28	27	26	25	24	23	22	21	20	19	18	17	16	15	14	13	12	11	10	9	8	7	6	5	4	3	2	1	0
1	0	0	0	0	0	0	1	0	0	0	0	Zm			0	0	0	0	0	0	0	0	Zn			0	0	1	0	0	ZAda
M												N										S									

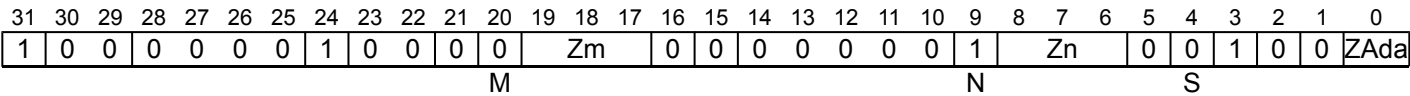
Encoding

FMOP4A <ZAda>.H, <Zn>.H, <Zm>.H

Decode for this encoding

```
if !IsFeatureImplemented(FEAT_SME_MOP4) || !IsFeatureImplemented(FEAT_SME_F16F16) then
  EndOfDecode(Decode_UNDEF);
constant integer esize = 16;
constant integer n = UInt('0':Zn:'0');
constant integer m = UInt('1':Zm:'0');
constant integer nreg = 1;
constant integer mreg = 1;
constant integer da = UInt(ZAda);
constant boolean sub_op = FALSE;
```

Half-precision, multiple and single vectors
(FEAT_SME_MOP4 && FEAT_SME_F16F16)



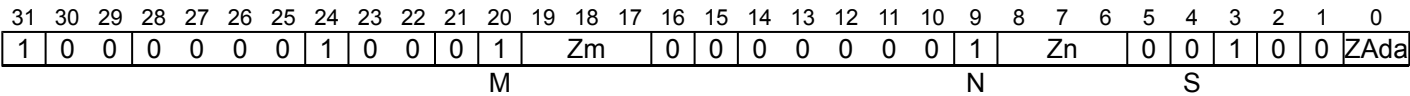
Encoding

FMOP4A <ZAda>.H, { <Zn1>.H-<Zn2>.H }, <Zm>.H

Decode for this encoding

```
if !IsFeatureImplemented(FEAT_SME_MOP4) || !IsFeatureImplemented(FEAT_SME_F16F16) then
  EndOfDecode(Decode_UNDEF);
constant integer esize = 16;
constant integer n = UInt('0':Zn:'0');
constant integer m = UInt('1':Zm:'0');
constant integer nreg = 2;
constant integer mreg = 1;
constant integer da = UInt(ZAda);
constant boolean sub_op = FALSE;
```

Half-precision, multiple vectors
(FEAT_SME_MOP4 && FEAT_SME_F16F16)



Encoding

FMOP4A <ZAda>.H, { <Zn1>.H-<Zn2>.H }, { <Zm1>.H-<Zm2>.H }

Decode for this encoding

```
if !IsFeatureImplemented(FEAT_SME_MOP4) || !IsFeatureImplemented(FEAT_SME_F16F16) then
  EndOfDecode(Decode_UNDEF);
constant integer esize = 16;
constant integer n = UInt('0':Zn:'0');
constant integer m = UInt('1':Zm:'0');
constant integer nreg = 2;
constant integer mreg = 2;
constant integer da = UInt(ZAda);
constant boolean sub_op = FALSE;
```

Single-precision, single and multiple vectors
(FEAT_SME_MOP4)

31	30	29	28	27	26	25	24	23	22	21	20	19	18	17	16	15	14	13	12	11	10	9	8	7	6	5	4	3	2	1	0
1	0	0	0	0	0	0	0	0	0	0	1	Zm			0	0	0	0	0	0	0	0	0	Zn			0	0	0	0	ZAda
M												N										S									

Encoding

```
FMOP4A <ZAda>.S, <Zn>.S, { <Zm1>.S-<Zm2>.S }
```

Decode for this encoding

```
if !IsFeatureImplemented(FEAT_SME_MOP4) then EndOfDecode(Decode_UNDEF);
constant integer esize = 32;
constant integer n = UInt('0':Zn:'0');
constant integer m = UInt('1':Zm:'0');
constant integer nreg = 1;
constant integer mreg = 2;
constant integer da = UInt(ZAda);
constant boolean sub_op = FALSE;
```

Single-precision, single vectors
(FEAT_SME_MOP4)

31	30	29	28	27	26	25	24	23	22	21	20	19	18	17	16	15	14	13	12	11	10	9	8	7	6	5	4	3	2	1	0
1	0	0	0	0	0	0	0	0	0	0	0	Zm			0	0	0	0	0	0	0	0	Zn			0	0	0	0	ZAda	
M												N										S									

Encoding

```
FMOP4A <ZAda>.S, <Zn>.S, <Zm>.S
```

Decode for this encoding

```
if !IsFeatureImplemented(FEAT_SME_MOP4) then EndOfDecode(Decode_UNDEF);
constant integer esize = 32;
constant integer n = UInt('0':Zn:'0');
constant integer m = UInt('1':Zm:'0');
constant integer nreg = 1;
constant integer mreg = 1;
constant integer da = UInt(ZAda);
constant boolean sub_op = FALSE;
```

Single-precision, multiple and single vectors
(FEAT_SME_MOP4)

31	30	29	28	27	26	25	24	23	22	21	20	19	18	17	16	15	14	13	12	11	10	9	8	7	6	5	4	3	2	1	0
1	0	0	0	0	0	0	0	0	0	0	0	Zm			0	0	0	0	0	0	0	1	Zn			0	0	0	0	ZAda	
M												N										S									

Encoding

FMOP4A <ZAda>.S, { <Zn1>.S-<Zn2>.S }, <Zm>.S

Decode for this encoding

```
if !IsFeatureImplemented(FEAT_SME_MOP4) then EndOfDecode(Decode_UNDEF);
constant integer esize = 32;
constant integer n = UInt('0':Zn:'0');
constant integer m = UInt('1':Zm:'0');
constant integer nreg = 2;
constant integer mreg = 1;
constant integer da = UInt(ZAda);
constant boolean sub_op = FALSE;
```

Single-precision, multiple vectors
(FEAT_SME_MOP4)

31	30	29	28	27	26	25	24	23	22	21	20	19	18	17	16	15	14	13	12	11	10	9	8	7	6	5	4	3	2	1	0	
1	0	0	0	0	0	0	0	0	0	0	1	Zm				0	0	0	0	0	0	0	1	Zn				0	0	0	0	ZAda
M												N										S										

Encoding

FMOP4A <ZAda>.S, { <Zn1>.S-<Zn2>.S }, { <Zm1>.S-<Zm2>.S }

Decode for this encoding

```
if !IsFeatureImplemented(FEAT_SME_MOP4) then EndOfDecode(Decode_UNDEF);
constant integer esize = 32;
constant integer n = UInt('0':Zn:'0');
constant integer m = UInt('1':Zm:'0');
constant integer nreg = 2;
constant integer mreg = 2;
constant integer da = UInt(ZAda);
constant boolean sub_op = FALSE;
```

Double-precision, single and multiple vectors
(FEAT_SME_MOP4 && FEAT_SME_F64F64)

31	30	29	28	27	26	25	24	23	22	21	20	19	18	17	16	15	14	13	12	11	10	9	8	7	6	5	4	3	2	1	0	
1	0	0	0	0	0	0	0	1	1	0	1	Zm				0	0	0	0	0	0	0	0	Zn				0	0	1	ZAda	
M												N										S										

Encoding

FMOP4A <ZAda>.D, <Zn>.D, { <Zm1>.D-<Zm2>.D }

Decode for this encoding

```
if !IsFeatureImplemented(FEAT_SME_MOP4) || !IsFeatureImplemented(FEAT_SME_F64F64) then
  EndOfDecode(Decode_UNDEF);
constant integer esize = 64;
constant integer n = UInt('0':Zn:'0');
constant integer m = UInt('1':Zm:'0');
constant integer nreg = 1;
constant integer mreg = 2;
constant integer da = UInt(ZAda);
constant boolean sub_op = FALSE;
```

Double-precision, single vectors
(FEAT_SME_MOP4 && FEAT_SME_F64F64)

31	30	29	28	27	26	25	24	23	22	21	20	19	18	17	16	15	14	13	12	11	10	9	8	7	6	5	4	3	2	1	0
1	0	0	0	0	0	0	0	1	1	0	0	Zm			0	0	0	0	0	0	0	0	Zn			0	0	1	ZAda		
M												N										S									

Encoding

FMOP4A <ZAda>.D, <Zn>.D, <Zm>.D

Decode for this encoding

```
if !IsFeatureImplemented(FEAT_SME_MOP4) || !IsFeatureImplemented(FEAT_SME_F64F64) then
    EndOfDecode(Decode_UNDEF);
constant integer esize = 64;
constant integer n = UInt('0':Zn:'0');
constant integer m = UInt('1':Zm:'0');
constant integer nreg = 1;
constant integer mreg = 1;
constant integer da = UInt(ZAda);
constant boolean sub_op = FALSE;
```

Double-precision, multiple and single vectors
(FEAT_SME_MOP4 && FEAT_SME_F64F64)

31	30	29	28	27	26	25	24	23	22	21	20	19	18	17	16	15	14	13	12	11	10	9	8	7	6	5	4	3	2	1	0
1	0	0	0	0	0	0	0	1	1	0	0	Zm			0	0	0	0	0	0	0	1	Zn			0	0	1	ZAda		
M												N										S									

Encoding

FMOP4A <ZAda>.D, { <Zn1>.D-<Zn2>.D }, <Zm>.D

Decode for this encoding

```
if !IsFeatureImplemented(FEAT_SME_MOP4) || !IsFeatureImplemented(FEAT_SME_F64F64) then
    EndOfDecode(Decode_UNDEF);
constant integer esize = 64;
constant integer n = UInt('0':Zn:'0');
constant integer m = UInt('1':Zm:'0');
constant integer nreg = 2;
constant integer mreg = 1;
constant integer da = UInt(ZAda);
constant boolean sub_op = FALSE;
```

Double-precision, multiple vectors
(FEAT_SME_MOP4 && FEAT_SME_F64F64)

31	30	29	28	27	26	25	24	23	22	21	20	19	18	17	16	15	14	13	12	11	10	9	8	7	6	5	4	3	2	1	0
1	0	0	0	0	0	0	0	1	1	0	1	Zm			0	0	0	0	0	0	0	1	Zn			0	0	1	ZAda		
M												N										S									

Encoding

```
FMOP4A <ZAda>.D, { <Zn1>.D-<Zn2>.D }, { <Zm1>.D-<Zm2>.D }
```

Decode for this encoding

```
if !IsFeatureImplemented(FEAT_SME_MOP4) || !IsFeatureImplemented(FEAT_SME_F64F64) then
    EndOfDecode(Decode_UNDEF);
constant integer esize = 64;
constant integer n = UInt('0':Zn:'0');
constant integer m = UInt('1':Zm:'0');
constant integer nreg = 2;
constant integer mreg = 2;
constant integer da = UInt(ZAda);
constant boolean sub_op = FALSE;
```

Assembler Symbols

- <ZAda> For the "Half-precision, multiple and single vectors", "Half-precision, multiple vectors", "Half-precision, single and multiple vectors", and "Half-precision, single vectors" variants: is the name of the ZA tile ZA0-ZA1, encoded in the "ZAda" field.
For the "Single-precision, multiple and single vectors", "Single-precision, multiple vectors", "Single-precision, single and multiple vectors", and "Single-precision, single vectors" variants: is the name of the ZA tile ZA0-ZA3, encoded in the "ZAda" field.
For the "Double-precision, multiple and single vectors", "Double-precision, multiple vectors", "Double-precision, single and multiple vectors", and "Double-precision, single vectors" variants: is the name of the ZA tile ZA0-ZA7, encoded in the "ZAda" field.
- <Zn> Is the name of the first source scalable vector register, registers in the range Z0-Z15, encoded as "Zn" times 2.
- <Zm1> Is the name of the first scalable vector register of the second source multi-vector group, in the range Z16-Z31, encoded as "Zm" times 2 plus 16.
- <Zm2> Is the name of the second scalable vector register of the second source multi-vector group, in the range Z16-Z31, encoded as "Zm" times 2 plus 17.
- <Zm> Is the name of the second source scalable vector register, registers in the range Z16-Z31, encoded as "Zm" times 2 plus 16.
- <Zn1> Is the name of the first scalable vector register of the first source multi-vector group, in the range Z0-Z15, encoded as "Zn" times 2.
- <Zn2> Is the name of the second scalable vector register of the first source multi-vector group, in the range Z0-Z15, encoded as "Zn" times 2 plus 1.

Operation

```
CheckStreamingsVEAndZAEEnabled();
constant integer VL = CurrentVL;
constant integer hvsize = VL DIV 2;
constant integer dim = hvsize DIV esize;
constant integer tileSize = 4*dim*dim*esize;
constant bits(tileSize) op3 = ZAtile[da, esize, tileSize];
bits(tileSize) result;

for outprod = 0 to 3
    constant integer row_hv = outprod DIV 2;
    constant integer col_hv = outprod MOD 2;
    constant integer row_base = row_hv * dim;
    constant integer col_base = col_hv * dim;

    constant bits(VL) op1 = Z[n + (nreg-1)*col_hv, VL];
    constant bits(VL) op2 = Z[m + (mreg-1)*row_hv, VL];

    for row = 0 to dim-1
        for col = 0 to dim-1
            constant integer row_idx = row_base + row;
            constant integer col_idx = col_base + col;
            constant integer tile_idx = row_idx * dim * 2 + col_idx;

            bits(esize) elem1 = Elem[op1, row_idx, esize];
            constant bits(esize) elem2 = Elem[op2, col_idx, esize];
            constant bits(esize) elem3 = Elem[op3, tile_idx, esize];

            if sub_op then elem1 = FPNeg(elem1, FPCR);
            Elem[result, tile_idx, esize] = FPMulAdd\_ZA(elem3, elem1, elem2, FPCR);
ZAtile[da, esize, tileSize] = result;
```

Internal version only: aarchmrs v2025-03_rel, pseudocode v2025-03_rel ; Build timestamp: 2025-03-21T17:41

Copyright © 2010-2025 Arm Limited or its affiliates. All rights reserved. This document is Non-Confidential.

FMOP4A (widening, 2-way, FP16 to FP32)

Half-precision quarter-tile sums of two outer products, accumulating

This instruction generates four independent quarter-tile half-precision sums of outer products from the sub-matrices in the half-vectors of the one or two first and second source vectors and accumulates the results to the corresponding elements of a 32-bit element ZA tile.

Each of the quarter-tile sums of outer products is generated by multiplying the $SVL_S \div 2 \times 2$ sub-matrix of half-precision values held in the half-vectors of the first source vectors by the $2 \times SVL_S \div 2$ sub-matrix of half-precision values held in the half-vectors of the second source vectors. Each 32-bit container of the first source vectors holds 2 elements of each row of a $SVL_S \div 2 \times 2$ sub-matrix. Similarly, each 32-bit container of the second source vectors holds 2 elements of each column of a $2 \times SVL_S \div 2$ sub-matrix.

The instruction widens the sub-matrices of half-precision values held in the first source vectors to single-precision values and multiplies them by the corresponding widened sub-matrices of half-precision values in the second source vectors to single-precision values. The resulting quarter-tile $SVL_S \div 2 \times SVL_S \div 2$ single-precision sums of outer products are then destructively added to the single-precision destination tile. This is equivalent to performing a 2-way dot product and accumulate to each of the destination tile elements.

This instruction follows SME ZA-targeting floating-point behaviors.

This instruction is unpredicated.

It has encodings from 4 classes: [Single and multiple vectors](#) , [Single vectors](#) , [Multiple and single vectors](#) and [Multiple vectors](#)

Single and multiple vectors

(FEAT_SME_MOP4)

31	30	29	28	27	26	25	24	23	22	21	20	19	18	17	16	15	14	13	12	11	10	9	8	7	6	5	4	3	2	1	0
1	0	0	0	0	0	0	1	0	0	1	1	Zm			0	0	0	0	0	0	0	0	0	Zn			0	0	0	0	ZAda
M												N										S									

Encoding

FMOP4A <ZAda>.S, <Zn>.H, { <Zm1>.H-<Zm2>.H }

Decode for this encoding

```
if !IsFeatureImplemented(FEAT_SME_MOP4) then EndOfDecode(Decode_UNDEF);
constant integer n = UInt('0':Zn:'0');
constant integer m = UInt('1':Zm:'0');
constant integer nreg = 1;
constant integer mreg = 2;
constant integer da = UInt(ZAda);
constant boolean sub_op = FALSE;
```

Single vectors

(FEAT_SME_MOP4)

31	30	29	28	27	26	25	24	23	22	21	20	19	18	17	16	15	14	13	12	11	10	9	8	7	6	5	4	3	2	1	0
1	0	0	0	0	0	0	1	0	0	1	0	Zm			0	0	0	0	0	0	0	0	0	Zn			0	0	0	0	ZAda
M												N										S									

Encoding

FMOP4A <ZAda>.S, <Zn>.H, <Zm>.H

Decode for this encoding

```
if !IsFeatureImplemented(FEAT_SME_MOP4) then EndOfDecode(Decode_UNDEF);
constant integer n = UInt('0':Zn:'0');
constant integer m = UInt('1':Zm:'0');
constant integer nreg = 1;
constant integer mreg = 1;
constant integer da = UInt(ZAda);
constant boolean sub_op = FALSE;
```

Multiple and single vectors
(FEAT_SME_MOP4)

31	30	29	28	27	26	25	24	23	22	21	20	19	18	17	16	15	14	13	12	11	10	9	8	7	6	5	4	3	2	1	0
1	0	0	0	0	0	0	1	0	0	1	0	Zm		0	0	0	0	0	0	0	0	1	Zn		0	0	0	0	ZAda		
M												N										S									

Encoding

```
FMOP4A <ZAda>.S, { <Zn1>.H-<Zn2>.H }, <Zm>.H
```

Decode for this encoding

```
if !IsFeatureImplemented(FEAT_SME_MOP4) then EndOfDecode(Decode_UNDEF);
constant integer n = UInt('0':Zn:'0');
constant integer m = UInt('1':Zm:'0');
constant integer nreg = 2;
constant integer mreg = 1;
constant integer da = UInt(ZAda);
constant boolean sub_op = FALSE;
```

Multiple vectors
(FEAT_SME_MOP4)

31	30	29	28	27	26	25	24	23	22	21	20	19	18	17	16	15	14	13	12	11	10	9	8	7	6	5	4	3	2	1	0
1	0	0	0	0	0	0	1	0	0	1	1	Zm		0	0	0	0	0	0	0	0	1	Zn		0	0	0	0	ZAda		
M												N										S									

Encoding

```
FMOP4A <ZAda>.S, { <Zn1>.H-<Zn2>.H }, { <Zm1>.H-<Zm2>.H }
```

Decode for this encoding

```
if !IsFeatureImplemented(FEAT_SME_MOP4) then EndOfDecode(Decode_UNDEF);
constant integer n = UInt('0':Zn:'0');
constant integer m = UInt('1':Zm:'0');
constant integer nreg = 2;
constant integer mreg = 2;
constant integer da = UInt(ZAda);
constant boolean sub_op = FALSE;
```

Assembler Symbols

- <ZAda> Is the name of the ZA tile ZA0-ZA3, encoded in the "ZAda" field.
- <Zn> Is the name of the first source scalable vector register, registers in the range Z0-Z15, encoded as "Zn" times 2.
- <Zm1> Is the name of the first scalable vector register of the second source multi-vector group, in the range Z16-Z31, encoded as "Zm" times 2 plus 16.
- <Zm2> Is the name of the second scalable vector register of the second source multi-vector group, in the range Z16-Z31, encoded as "Zm" times 2 plus 17.
- <Zm> Is the name of the second source scalable vector register, registers in the range Z16-Z31, encoded as "Zm" times 2 plus 16.
- <Zn1> Is the name of the first scalable vector register of the first source multi-vector group, in the range Z0-Z15, encoded as "Zn" times 2.
- <Zn2> Is the name of the second scalable vector register of the first source multi-vector group, in the range Z0-Z15, encoded as "Zn" times 2 plus 1.

Operation

```
CheckStreamingSVEAndZAAEnabled();
constant integer VL = CurrentVL;
constant integer hvsize = VL DIV 2;
constant integer dim = hvsize DIV 32;
constant integer tileSize = 4*dim*dim*32;
constant bits(tileSize) op3 = ZAtile[da, 32, tileSize];
bits(tileSize) result;

for outprod = 0 to 3
    constant integer row_hv = outprod DIV 2;
    constant integer col_hv = outprod MOD 2;
    constant integer row_base = row_hv * dim;
    constant integer col_base = col_hv * dim;

    constant bits(VL) op1 = Z[n + (nreg-1)*col_hv, VL];
    constant bits(VL) op2 = Z[m + (mreg-1)*row_hv, VL];

    for row = 0 to dim-1
        for col = 0 to dim-1
            constant integer row_idx = row_base + row;
            constant integer col_idx = col_base + col;
            constant integer tile_idx = row_idx * dim * 2 + col_idx;

            constant bits(32) sum = Elem[op3, tile_idx, 32];

            bits(16) erow_0 = Elem[op1, 2*row_idx + 0, 16];
            bits(16) erow_1 = Elem[op1, 2*row_idx + 1, 16];
            constant bits(16) ecol_0 = Elem[op2, 2*col_idx + 0, 16];
            constant bits(16) ecol_1 = Elem[op2, 2*col_idx + 1, 16];
            if sub_op then
                erow_0 = FPNeg(erow_0, FPCR);
                erow_1 = FPNeg(erow_1, FPCR);

                Elem[result, tile_idx, 32] = FPDotAdd\_ZA(sum, erow_0, erow_1, ecol_0, ecol_1, FPCR);
ZAtile[da, 32, tileSize] = result;
```

Internal version only: aarchmrs v2025-03_rel, pseudocode v2025-03_rel ; Build timestamp: 2025-03-21T17:41

Copyright © 2010-2025 Arm Limited or its affiliates. All rights reserved. This document is Non-Confidential.

FMOP4A (widening, 2-way, FP8 to FP16)

8-bit floating-point quarter-tile sums of two outer products, accumulating

This instruction generates four independent quarter-tile 8-bit floating-point sums of outer products from the sub-matrices in the half-vectors of the one or two first and second source vectors and accumulates the results to the corresponding elements of a 16-bit element ZA tile.

Each of the quarter-tile sums of outer products is generated by multiplying the $SVL_H \div 2 \times 2$ sub-matrix of 8-bit floating-point values held in the half-vectors of the first source vectors by the $2 \times SVL_H \div 2$ sub-matrix of 8-bit floating-point values held in the half-vectors of the second source vectors. Each 16-bit container of the first source vectors holds 2 elements of each row of a $SVL_H \div 2 \times 2$ sub-matrix. Similarly, each 16-bit container of the second source vectors holds 2 elements of each column of a $2 \times SVL_H \div 2$ sub-matrix.

This instruction widens the sub-matrices of 8-bit floating-point values held in the first source vectors to half-precision values and multiplies them by the corresponding widened sub-matrices of 8-bit floating-point values in the second source vectors to half-precision values. The resulting quarter-tile $SVL_H \div 2 \times SVL_H \div 2$ half-precision sums of outer products are scaled by $2^{-\text{UInt}(\text{FPMR.LSCALE}[3:0])}$, before being destructively added to the half-precision destination tile. This is equivalent to performing a downscaled 2-way dot product and accumulate to each of the destination tile elements.

The 8-bit floating-point encoding format for the elements of the first source vector and the second source vector is selected by FPMR.F8S1 and FPMR.F8S2 respectively.

This instruction is unpredicated.

It has encodings from 4 classes: [Single and multiple vectors](#) , [Single vectors](#) , [Multiple and single vectors](#) and [Multiple vectors](#)

Single and multiple vectors (FEAT_SME_MOP4 && FEAT_SME_F8F16)

31	30	29	28	27	26	25	24	23	22	21	20	19	18	17	16	15	14	13	12	11	10	9	8	7	6	5	4	3	2	1	0
1	0	0	0	0	0	0	0	0	0	1	1		Zm		0	0	0	0	0	0	0	0		Zn		0	0	1	0	0	ZAda
M												N																			

Encoding

FMOP4A <ZAda>.H, <Zn>.B, { <Zm1>.B-<Zm2>.B }

Decode for this encoding

```
if !IsFeatureImplemented(FEAT_SME_MOP4) || !IsFeatureImplemented(FEAT_SME_F8F16) then
    EndOfDecode(Decode_UNDEF);

constant integer n = UInt('0':Zn:'0');
constant integer m = UInt('1':Zm:'0');
constant integer nreg = 1;
constant integer mreg = 2;
constant integer da = UInt(ZAda);
```

Single vectors (FEAT_SME_MOP4 && FEAT_SME_F8F16)

31	30	29	28	27	26	25	24	23	22	21	20	19	18	17	16	15	14	13	12	11	10	9	8	7	6	5	4	3	2	1	0
1	0	0	0	0	0	0	0	0	0	1	0		Zm		0	0	0	0	0	0	0	0		Zn		0	0	1	0	0	ZAda
M												N																			

Encoding

FMOP4A <ZAda>.H, <Zn>.B, <Zm>.B

Decode for this encoding

```
if !IsFeatureImplemented(FEAT_SME_MOP4) || !IsFeatureImplemented(FEAT_SME_F8F16) then
    EndOfDecode(Decode_UNDEF);

constant integer n = UInt('0':Zn:'0');
constant integer m = UInt('1':Zm:'0');
constant integer nreg = 1;
constant integer mreg = 1;
constant integer da = UInt(ZAda);
```

Multiple and single vectors
(FEAT_SME_MOP4 && FEAT_SME_F8F16)

31	30	29	28	27	26	25	24	23	22	21	20	19	18	17	16	15	14	13	12	11	10	9	8	7	6	5	4	3	2	1	0
1	0	0	0	0	0	0	0	0	0	1	0	Zm			0	0	0	0	0	0	0	1	Zn			0	0	1	0	0	ZAda
M												N																			

Encoding

FMOP4A <ZAda>.H, { <Zn1>.B-<Zn2>.B }, <Zm>.B

Decode for this encoding

```
if !IsFeatureImplemented(FEAT_SME_MOP4) || !IsFeatureImplemented(FEAT_SME_F8F16) then
    EndOfDecode(Decode_UNDEF);

constant integer n = UInt('0':Zn:'0');
constant integer m = UInt('1':Zm:'0');
constant integer nreg = 2;
constant integer mreg = 1;
constant integer da = UInt(ZAda);
```

Multiple vectors
(FEAT_SME_MOP4 && FEAT_SME_F8F16)

31	30	29	28	27	26	25	24	23	22	21	20	19	18	17	16	15	14	13	12	11	10	9	8	7	6	5	4	3	2	1	0
1	0	0	0	0	0	0	0	0	0	1	1	Zm			0	0	0	0	0	0	0	1	Zn			0	0	1	0	0	ZAda
M												N																			

Encoding

FMOP4A <ZAda>.H, { <Zn1>.B-<Zn2>.B }, { <Zm1>.B-<Zm2>.B }

Decode for this encoding

```
if !IsFeatureImplemented(FEAT_SME_MOP4) || !IsFeatureImplemented(FEAT_SME_F8F16) then
    EndOfDecode(Decode_UNDEF);

constant integer n = UInt('0':Zn:'0');
constant integer m = UInt('1':Zm:'0');
constant integer nreg = 2;
constant integer mreg = 2;
constant integer da = UInt(ZAda);
```

Assembler Symbols

<ZAda>	Is the name of the ZA tile ZA0-ZA1, encoded in the "ZAda" field.
<Zn>	Is the name of the first source scalable vector register, registers in the range Z0-Z15, encoded as "Zn" times 2.
<Zm1>	Is the name of the first scalable vector register of the second source multi-vector group, in the range Z16-Z31, encoded as "Zm" times 2 plus 16.
<Zm2>	Is the name of the second scalable vector register of the second source multi-vector group, in the range Z16-Z31, encoded as "Zm" times 2 plus 17.
<Zm>	Is the name of the second source scalable vector register, registers in the range Z16-Z31, encoded as "Zm" times 2 plus 16.
<Zn1>	Is the name of the first scalable vector register of the first source multi-vector group, in the range Z0-Z15, encoded as "Zn" times 2.
<Zn2>	Is the name of the second scalable vector register of the first source multi-vector group, in the range Z0-Z15, encoded as "Zn" times 2 plus 1.

Operation

```
CheckFPMREnabled();
CheckStreamingSVEAndZAEEnabled();
constant integer VL = CurrentVL;
constant integer hvsize = VL DIV 2;
constant integer dim = hvsize DIV 16;
constant integer tileSize = 4*dim*dim*16;
constant bits(tileSize) op3 = ZAtile[da, 16, tileSize];
bits(tileSize) result;

for outprod = 0 to 3
    constant integer row_hv = outprod DIV 2;
    constant integer col_hv = outprod MOD 2;
    constant integer row_base = row_hv * dim;
    constant integer col_base = col_hv * dim;

    constant bits(VL) op1 = Z[n + (nreg-1)*col_hv, VL];
    constant bits(VL) op2 = Z[m + (mreg-1)*row_hv, VL];

    for row = 0 to dim-1
        for col = 0 to dim-1
            constant integer row_idx = row_base + row;
            constant integer col_idx = col_base + col;
            constant integer tile_idx = row_idx * dim * 2 + col_idx;

            bits(16) sum = Elem[op3, tile_idx, 16];

            bits(16) rowop;
            bits(16) colop;
            for i = 0 to 1
                Elem[rowop, i, 8] = Elem[op1, 2*row_idx + i, 8];
                Elem[colop, i, 8] = Elem[op2, 2*col_idx + i, 8];
            sum = FP8DotAddFP(sum, rowop, colop, FPCR, FPMR);
            Elem[result, tile_idx, 16] = sum;
ZAtile[da, 16, tileSize] = result;
```

Internal version only: aarchmrs v2025-03_rel, pseudocode v2025-03_rel ; Build timestamp: 2025-03-21T17:41

Copyright © 2010-2025 Arm Limited or its affiliates. All rights reserved. This document is Non-Confidential.

FMOP4A (widening, 4-way)

8-bit floating-point quarter-tile sums of four outer products, accumulating

This instruction generates four independent quarter-tile 8-bit floating-point sums of outer products from the sub-matrices in the half-vectors of the one or two first and second source vectors and accumulates the results to the corresponding elements of a 32-bit element ZA tile.

Each of the quarter-tile sums of outer products is generated by multiplying the $SVL_S \div 2 \times 4$ sub-matrix of 8-bit floating-point values held in the half-vectors of the first source vectors by the $4 \times SVL_S \div 2$ sub-matrix of 8-bit floating-point values held in the half-vectors of the second source vectors. Each 32-bit container of the first source vectors holds 4 elements of each row of a $SVL_S \div 2 \times 4$ sub-matrix. Similarly, each 32-bit container of the second source vectors holds 4 elements of each column of a $4 \times SVL_S \div 2$ sub-matrix.

This instruction widens the sub-matrices of 8-bit floating-point values held in the first source vectors to single-precision values and multiplies them by the corresponding widened sub-matrices of 8-bit floating-point values in the second source vectors to single-precision values. The resulting quarter-tile $SVL_S \div 2 \times SVL_S \div 2$ single-precision sums of outer products are scaled by $2^{-\text{UInt}(\text{FPMR.LSCALE})}$, before being destructively added to the single-precision destination tile. This is equivalent to performing a downscaled 4-way dot product and accumulate to each of the destination tile elements.

The 8-bit floating-point encoding format for the elements of the first source vector and the second source vector is selected by FPMR.F8S1 and FPMR.F8S2 respectively.

This instruction is unpredicated.

It has encodings from 4 classes: [Single and multiple vectors](#) , [Single vectors](#) , [Multiple and single vectors](#) and [Multiple vectors](#)

Single and multiple vectors

(FEAT_SME_MOP4 && FEAT_SME_F8F32)

31	30	29	28	27	26	25	24	23	22	21	20	19	18	17	16	15	14	13	12	11	10	9	8	7	6	5	4	3	2	1	0	
1	0	0	0	0	0	0	0	0	0	1	1	Zm				0	0	0	0	0	0	0	0	Zn				0	0	0	0	ZAda
M												N																				

Encoding

FMOP4A <ZAda>.S, <Zn>.B, { <Zm1>.B-<Zm2>.B }

Decode for this encoding

```
if !IsFeatureImplemented(FEAT_SME_MOP4) || !IsFeatureImplemented(FEAT_SME_F8F32) then
    EndOfDecode(Decode_UNDEF);
constant integer n = UInt('0':Zn:'0');
constant integer m = UInt('1':Zm:'0');
constant integer nreg = 1;
constant integer mreg = 2;
constant integer da = UInt(ZAda);
```

Single vectors

(FEAT_SME_MOP4 && FEAT_SME_F8F32)

31	30	29	28	27	26	25	24	23	22	21	20	19	18	17	16	15	14	13	12	11	10	9	8	7	6	5	4	3	2	1	0	
1	0	0	0	0	0	0	0	0	0	1	0	Zm				0	0	0	0	0	0	0	0	Zn				0	0	0	0	ZAda
M												N																				

Encoding

FMOP4A <ZAda>.S, <Zn>.B, <Zm>.B

Decode for this encoding

```
if !IsFeatureImplemented(FEAT_SME_MOP4) || !IsFeatureImplemented(FEAT_SME_F8F32) then
    EndOfDecode(Decode_UNDEF);
constant integer n = UInt('0':Zn:'0');
constant integer m = UInt('1':Zm:'0');
constant integer nreg = 1;
constant integer mreg = 1;
constant integer da = UInt(ZAda);
```

Multiple and single vectors
(FEAT_SME_MOP4 && FEAT_SME_F8F32)

31	30	29	28	27	26	25	24	23	22	21	20	19	18	17	16	15	14	13	12	11	10	9	8	7	6	5	4	3	2	1	0
1	0	0	0	0	0	0	0	0	0	1	0	Zm		0	0	0	0	0	0	0	0	1	Zn		0	0	0	0	ZAda		
M												N																			

Encoding

```
FMOP4A <ZAda>.S, { <Zn1>.B-<Zn2>.B }, <Zm>.B
```

Decode for this encoding

```
if !IsFeatureImplemented(FEAT_SME_MOP4) || !IsFeatureImplemented(FEAT_SME_F8F32) then
    EndOfDecode(Decode_UNDEF);
constant integer n = UInt('0':Zn:'0');
constant integer m = UInt('1':Zm:'0');
constant integer nreg = 2;
constant integer mreg = 1;
constant integer da = UInt(ZAda);
```

Multiple vectors
(FEAT_SME_MOP4 && FEAT_SME_F8F32)

31	30	29	28	27	26	25	24	23	22	21	20	19	18	17	16	15	14	13	12	11	10	9	8	7	6	5	4	3	2	1	0
1	0	0	0	0	0	0	0	0	0	1	1	Zm		0	0	0	0	0	0	0	0	1	Zn		0	0	0	0	ZAda		
M												N																			

Encoding

```
FMOP4A <ZAda>.S, { <Zn1>.B-<Zn2>.B }, { <Zm1>.B-<Zm2>.B }
```

Decode for this encoding

```
if !IsFeatureImplemented(FEAT_SME_MOP4) || !IsFeatureImplemented(FEAT_SME_F8F32) then
    EndOfDecode(Decode_UNDEF);
constant integer n = UInt('0':Zn:'0');
constant integer m = UInt('1':Zm:'0');
constant integer nreg = 2;
constant integer mreg = 2;
constant integer da = UInt(ZAda);
```

Assembler Symbols

- <ZAda> Is the name of the ZA tile ZA0-ZA3, encoded in the "ZAda" field.
- <Zn> Is the name of the first source scalable vector register, registers in the range Z0-Z15, encoded as "Zn" times 2.
- <Zm1> Is the name of the first scalable vector register of the second source multi-vector group, in the range Z16-Z31, encoded as "Zm" times 2 plus 16.
- <Zm2> Is the name of the second scalable vector register of the second source multi-vector group, in the range Z16-Z31, encoded as "Zm" times 2 plus 17.
- <Zm> Is the name of the second source scalable vector register, registers in the range Z16-Z31, encoded as "Zm" times 2 plus 16.
- <Zn1> Is the name of the first scalable vector register of the first source multi-vector group, in the range Z0-Z15, encoded as "Zn" times 2.
- <Zn2> Is the name of the second scalable vector register of the first source multi-vector group, in the range Z0-Z15, encoded as "Zn" times 2 plus 1.

Operation

```
CheckFPMREnabled();
CheckStreamingSVEAndZAEEnabled();
constant integer VL = CurrentVL;
constant integer hvsize = VL DIV 2;
constant integer dim = hvsize DIV 32;
constant integer tileSize = 4*dim*dim*32;
constant bits(tileSize) op3 = ZAtile[da, 32, tileSize];
bits(tileSize) result;

for outprod = 0 to 3
    constant integer row_hv = outprod DIV 2;
    constant integer col_hv = outprod MOD 2;
    constant integer row_base = row_hv * dim;
    constant integer col_base = col_hv * dim;

    constant bits(VL) op1 = Z[n + (nreg-1)*col_hv, VL];
    constant bits(VL) op2 = Z[m + (mreg-1)*row_hv, VL];

    for row = 0 to dim-1
        for col = 0 to dim-1
            constant integer row_idx = row_base + row;
            constant integer col_idx = col_base + col;
            constant integer tile_idx = row_idx * dim * 2 + col_idx;

            bits(32) sum = Elem[op3, tile_idx, 32];

            bits(32) rowop;
            bits(32) colop;
            for i = 0 to 3
                Elem[rowop, i, 8] = Elem[op1, 4*row_idx + i, 8];
                Elem[colop, i, 8] = Elem[op2, 4*col_idx + i, 8];
            sum = FP8DotAddFP(sum, rowop, colop, FPCR, FPMR);
            Elem[result, tile_idx, 32] = sum;
ZAtile[da, 32, tileSize] = result;
```

Internal version only: aarchmrs v2025-03_rel, pseudocode v2025-03_rel ; Build timestamp: 2025-03-21T17:41

Copyright © 2010-2025 Arm Limited or its affiliates. All rights reserved. This document is Non-Confidential.

FMOP4S (non-widening)

Floating-point quarter-tile outer products, subtracting

This instruction generates four independent quarter-tile floating-point outer products from the sub-matrices in the half-vectors of the one or two first and second source vectors and subtracts the results from the corresponding elements of a 16-bit, 32-bit, or 64-bit element ZA tile.

In case of the half-precision variant, each of the quarter-tile outer products is generated by multiplying the $SVL_H \div 2 \times 1$ sub-matrix of half-precision values held in the half-vectors of the first source vectors by the $1 \times SVL_H \div 2$ sub-matrix of half-precision values held in the half-vectors of the second source vectors. In case of the single-precision variant, each of the quarter-tile outer products is generated by multiplying the $SVL_S \div 2 \times 1$ sub-matrix of single-precision values held in the half-vectors of the first source vectors by the $1 \times SVL_S \div 2$ sub-matrix of single-precision values held in the half-vectors of the second source vectors. In case of the double-precision variant, each of the quarter-tile outer products is generated by multiplying the $SVL_D \div 2 \times 1$ sub-matrix of double-precision values held in the half-vectors of the first source vectors by the $1 \times SVL_D \div 2$ sub-matrix of double-precision values held in the half-vectors of the second source vectors.

The resulting quarter-tile $SVL_H \div 2 \times SVL_H \div 2$ half-precision outer products in case of the half-precision variant, $SVL_S \div 2 \times SVL_S \div 2$ single-precision outer products in case of the single-precision variant, or $SVL_D \div 2 \times SVL_D \div 2$ double-precision outer products in case of the double-precision variant are destructively subtracted from the destination ZA tile. This is equivalent to performing a single multiply-subtract from each of the destination tile elements.

This instruction follows SME ZA-targeting floating-point behaviors.

This instruction is unpredicated.

It has encodings from 12 classes: [Half-precision, single and multiple vectors](#) , [Half-precision, single vectors](#) , [Half-precision, multiple and single vectors](#) , [Half-precision, multiple vectors](#) , [Single-precision, single and multiple vectors](#) , [Single-precision, single vectors](#) , [Single-precision, multiple and single vectors](#) , [Single-precision, multiple vectors](#) , [Double-precision, single and multiple vectors](#) , [Double-precision, single vectors](#) , [Double-precision, multiple and single vectors](#) and [Double-precision, multiple vectors](#)

Half-precision, single and multiple vectors (FEAT_SME_MOP4 && FEAT_SME_F16F16)

31	30	29	28	27	26	25	24	23	22	21	20	19	18	17	16	15	14	13	12	11	10	9	8	7	6	5	4	3	2	1	0
1	0	0	0	0	0	0	1	0	0	0	1	Zm			0	0	0	0	0	0	0	0	Zn			0	1	1	0	0	ZAda
M												N										S									

Encoding

FMOP4S <ZAda>.H, <Zn>.H, { <Zm1>.H-<Zm2>.H }

Decode for this encoding

```
if !IsFeatureImplemented(FEAT_SME_MOP4) || !IsFeatureImplemented(FEAT_SME_F16F16) then
    EndOfDecode(Decode_UNDEF);
constant integer esize = 16;
constant integer n = UInt('0':Zn:'0');
constant integer m = UInt('1':Zm:'0');
constant integer nreg = 1;
constant integer mreg = 2;
constant integer da = UInt(ZAda);
constant boolean sub_op = TRUE;
```

Half-precision, single vectors (FEAT_SME_MOP4 && FEAT_SME_F16F16)

31	30	29	28	27	26	25	24	23	22	21	20	19	18	17	16	15	14	13	12	11	10	9	8	7	6	5	4	3	2	1	0
1	0	0	0	0	0	0	1	0	0	0	0	Zm			0	0	0	0	0	0	0	0	Zn			0	1	1	0	0	ZAda
M												N										S									

Encoding

FMOP4S <ZAda>.H, <Zn>.H, <Zm>.H

Decode for this encoding

```
if !IsFeatureImplemented(FEAT_SME_MOP4) || !IsFeatureImplemented(FEAT_SME_F16F16) then
  EndOfDecode(Decode_UNDEF);
constant integer esize = 16;
constant integer n = UInt('0':Zn:'0');
constant integer m = UInt('1':Zm:'0');
constant integer nreg = 1;
constant integer mreg = 1;
constant integer da = UInt(ZAda);
constant boolean sub_op = TRUE;
```

Half-precision, multiple and single vectors
(FEAT_SME_MOP4 && FEAT_SME_F16F16)

31	30	29	28	27	26	25	24	23	22	21	20	19	18	17	16	15	14	13	12	11	10	9	8	7	6	5	4	3	2	1	0
1	0	0	0	0	0	0	1	0	0	0	0	Zm			0	0	0	0	0	0	0	1	Zn			0	1	1	0	0	ZAda
M												N										S									

Encoding

FMOP4S <ZAda>.H, { <Zn1>.H-<Zn2>.H }, <Zm>.H

Decode for this encoding

```
if !IsFeatureImplemented(FEAT_SME_MOP4) || !IsFeatureImplemented(FEAT_SME_F16F16) then
  EndOfDecode(Decode_UNDEF);
constant integer esize = 16;
constant integer n = UInt('0':Zn:'0');
constant integer m = UInt('1':Zm:'0');
constant integer nreg = 2;
constant integer mreg = 1;
constant integer da = UInt(ZAda);
constant boolean sub_op = TRUE;
```

Half-precision, multiple vectors
(FEAT_SME_MOP4 && FEAT_SME_F16F16)

31	30	29	28	27	26	25	24	23	22	21	20	19	18	17	16	15	14	13	12	11	10	9	8	7	6	5	4	3	2	1	0
1	0	0	0	0	0	0	1	0	0	0	1	Zm			0	0	0	0	0	0	0	1	Zn			0	1	1	0	0	ZAda
M												N										S									

Encoding

FMOP4S <ZAda>.H, { <Zn1>.H-<Zn2>.H }, { <Zm1>.H-<Zm2>.H }

Decode for this encoding

```
if !IsFeatureImplemented(FEAT_SME_MOP4) || !IsFeatureImplemented(FEAT_SME_F16F16) then
  EndOfDecode(Decode_UNDEF);
constant integer esize = 16;
constant integer n = UInt('0':Zn:'0');
constant integer m = UInt('1':Zm:'0');
constant integer nreg = 2;
constant integer mreg = 2;
constant integer da = UInt(ZAda);
constant boolean sub_op = TRUE;
```

Single-precision, single and multiple vectors
(FEAT_SME_MOP4)

31	30	29	28	27	26	25	24	23	22	21	20	19	18	17	16	15	14	13	12	11	10	9	8	7	6	5	4	3	2	1	0
1	0	0	0	0	0	0	0	0	0	0	1	Zm			0	0	0	0	0	0	0	0	Zn			0	1	0	0	ZAda	
M												N										S									

Encoding

```
FMOP4S <ZAda>.S, <Zn>.S, { <Zm1>.S-<Zm2>.S }
```

Decode for this encoding

```
if !IsFeatureImplemented(FEAT_SME_MOP4) then EndOfDecode(Decode_UNDEF);
constant integer esize = 32;
constant integer n = UInt('0':Zn:'0');
constant integer m = UInt('1':Zm:'0');
constant integer nreg = 1;
constant integer mreg = 2;
constant integer da = UInt(ZAda);
constant boolean sub_op = TRUE;
```

Single-precision, single vectors
(FEAT_SME_MOP4)

31	30	29	28	27	26	25	24	23	22	21	20	19	18	17	16	15	14	13	12	11	10	9	8	7	6	5	4	3	2	1	0
1	0	0	0	0	0	0	0	0	0	0	0	Zm			0	0	0	0	0	0	0	0	Zn			0	1	0	0	ZAda	
M												N										S									

Encoding

```
FMOP4S <ZAda>.S, <Zn>.S, <Zm>.S
```

Decode for this encoding

```
if !IsFeatureImplemented(FEAT_SME_MOP4) then EndOfDecode(Decode_UNDEF);
constant integer esize = 32;
constant integer n = UInt('0':Zn:'0');
constant integer m = UInt('1':Zm:'0');
constant integer nreg = 1;
constant integer mreg = 1;
constant integer da = UInt(ZAda);
constant boolean sub_op = TRUE;
```

Single-precision, multiple and single vectors
(FEAT_SME_MOP4)

31	30	29	28	27	26	25	24	23	22	21	20	19	18	17	16	15	14	13	12	11	10	9	8	7	6	5	4	3	2	1	0
1	0	0	0	0	0	0	0	0	0	0	0	Zm			0	0	0	0	0	0	0	1	Zn			0	1	0	0	ZAda	
M												N										S									

Encoding

FMOP4S <ZAda>.S, { <Zn1>.S-<Zn2>.S }, <Zm>.S

Decode for this encoding

```
if !IsFeatureImplemented(FEAT_SME_MOP4) then EndOfDecode(Decode_UNDEF);
constant integer esize = 32;
constant integer n = UInt('0':Zn:'0');
constant integer m = UInt('1':Zm:'0');
constant integer nreg = 2;
constant integer mreg = 1;
constant integer da = UInt(ZAda);
constant boolean sub_op = TRUE;
```

Single-precision, multiple vectors
(FEAT_SME_MOP4)

31	30	29	28	27	26	25	24	23	22	21	20	19	18	17	16	15	14	13	12	11	10	9	8	7	6	5	4	3	2	1	0
1	0	0	0	0	0	0	0	0	0	0	1		Zm		0	0	0	0	0	0	0	1		Zn		0	1	0	0	ZAda	
M												N										S									

Encoding

FMOP4S <ZAda>.S, { <Zn1>.S-<Zn2>.S }, { <Zm1>.S-<Zm2>.S }

Decode for this encoding

```
if !IsFeatureImplemented(FEAT_SME_MOP4) then EndOfDecode(Decode_UNDEF);
constant integer esize = 32;
constant integer n = UInt('0':Zn:'0');
constant integer m = UInt('1':Zm:'0');
constant integer nreg = 2;
constant integer mreg = 2;
constant integer da = UInt(ZAda);
constant boolean sub_op = TRUE;
```

Double-precision, single and multiple vectors
(FEAT_SME_MOP4 && FEAT_SME_F64F64)

31	30	29	28	27	26	25	24	23	22	21	20	19	18	17	16	15	14	13	12	11	10	9	8	7	6	5	4	3	2	1	0
1	0	0	0	0	0	0	0	1	1	0	1	Zm			0	0	0	0	0	0	0	0	Zn			0	1	1	ZAda		
M												N										S									

Encoding

FMOP4S <ZAda>.D, <Zn>.D, { <Zm1>.D-<Zm2>.D }

Decode for this encoding

```
if !IsFeatureImplemented(FEAT_SME_MOP4) || !IsFeatureImplemented(FEAT_SME_F64F64) then
  EndOfDecode(Decode_UNDEF);
constant integer esize = 64;
constant integer n = UInt('0':Zn:'0');
constant integer m = UInt('1':Zm:'0');
constant integer nreg = 1;
constant integer mreg = 2;
constant integer da = UInt(ZAda);
constant boolean sub_op = TRUE;
```

Double-precision, single vectors
(FEAT_SME_MOP4 && FEAT_SME_F64F64)

31	30	29	28	27	26	25	24	23	22	21	20	19	18	17	16	15	14	13	12	11	10	9	8	7	6	5	4	3	2	1	0
1	0	0	0	0	0	0	0	1	1	0	0	Zm			0	0	0	0	0	0	0	0	Zn			0	1	1	ZAda		
M												N										S									

Encoding

FMOP4S <ZAda>.D, <Zn>.D, <Zm>.D

Decode for this encoding

```
if !IsFeatureImplemented(FEAT_SME_MOP4) || !IsFeatureImplemented(FEAT_SME_F64F64) then
    EndOfDecode(Decode_UNDEF);
constant integer esize = 64;
constant integer n = UInt('0':Zn:'0');
constant integer m = UInt('1':Zm:'0');
constant integer nreg = 1;
constant integer mreg = 1;
constant integer da = UInt(ZAda);
constant boolean sub_op = TRUE;
```

Double-precision, multiple and single vectors
(FEAT_SME_MOP4 && FEAT_SME_F64F64)

31	30	29	28	27	26	25	24	23	22	21	20	19	18	17	16	15	14	13	12	11	10	9	8	7	6	5	4	3	2	1	0
1	0	0	0	0	0	0	0	1	1	0	0	Zm			0	0	0	0	0	0	0	1	Zn			0	1	1	ZAda		
M												N										S									

Encoding

FMOP4S <ZAda>.D, { <Zn1>.D-<Zn2>.D }, <Zm>.D

Decode for this encoding

```
if !IsFeatureImplemented(FEAT_SME_MOP4) || !IsFeatureImplemented(FEAT_SME_F64F64) then
    EndOfDecode(Decode_UNDEF);
constant integer esize = 64;
constant integer n = UInt('0':Zn:'0');
constant integer m = UInt('1':Zm:'0');
constant integer nreg = 2;
constant integer mreg = 1;
constant integer da = UInt(ZAda);
constant boolean sub_op = TRUE;
```

Double-precision, multiple vectors
(FEAT_SME_MOP4 && FEAT_SME_F64F64)

31	30	29	28	27	26	25	24	23	22	21	20	19	18	17	16	15	14	13	12	11	10	9	8	7	6	5	4	3	2	1	0
1	0	0	0	0	0	0	0	1	1	0	1	Zm			0	0	0	0	0	0	0	1	Zn			0	1	1	ZAda		
M												N										S									

Encoding

FMOP4S <ZAda>.D, { <Zn1>.D-<Zn2>.D }, { <Zm1>.D-<Zm2>.D }

Decode for this encoding

```
if !IsFeatureImplemented(FEAT_SME_MOP4) || !IsFeatureImplemented(FEAT_SME_F64F64) then
    EndOfDecode(Decode_UNDEF);
constant integer esize = 64;
constant integer n = UInt('0':Zn:'0');
constant integer m = UInt('1':Zm:'0');
constant integer nreg = 2;
constant integer mreg = 2;
constant integer da = UInt(ZAda);
constant boolean sub_op = TRUE;
```

Assembler Symbols

<ZAda>	<p>For the "Half-precision, multiple and single vectors", "Half-precision, multiple vectors", "Half-precision, single and multiple vectors", and "Half-precision, single vectors" variants: is the name of the ZA tile ZA0-ZA1, encoded in the "ZAda" field.</p> <p>For the "Single-precision, multiple and single vectors", "Single-precision, multiple vectors", "Single-precision, single and multiple vectors", and "Single-precision, single vectors" variants: is the name of the ZA tile ZA0-ZA3, encoded in the "ZAda" field.</p> <p>For the "Double-precision, multiple and single vectors", "Double-precision, multiple vectors", "Double-precision, single and multiple vectors", and "Double-precision, single vectors" variants: is the name of the ZA tile ZA0-ZA7, encoded in the "ZAda" field.</p>
<Zn>	Is the name of the first source scalable vector register, registers in the range Z0-Z15, encoded as "Zn" times 2.
<Zm1>	Is the name of the first scalable vector register of the second source multi-vector group, in the range Z16-Z31, encoded as "Zm" times 2 plus 16.
<Zm2>	Is the name of the second scalable vector register of the second source multi-vector group, in the range Z16-Z31, encoded as "Zm" times 2 plus 17.
<Zm>	Is the name of the second source scalable vector register, registers in the range Z16-Z31, encoded as "Zm" times 2 plus 16.
<Zn1>	Is the name of the first scalable vector register of the first source multi-vector group, in the range Z0-Z15, encoded as "Zn" times 2.
<Zn2>	Is the name of the second scalable vector register of the first source multi-vector group, in the range Z0-Z15, encoded as "Zn" times 2 plus 1.

Operation

```
CheckStreamingsVEAndZAEEnabled();
constant integer VL = CurrentVL;
constant integer hvsize = VL DIV 2;
constant integer dim = hvsize DIV esize;
constant integer tileSize = 4*dim*dim*esize;
constant bits(tileSize) op3 = ZAtile[da, esize, tileSize];
bits(tileSize) result;

for outprod = 0 to 3
    constant integer row_hv = outprod DIV 2;
    constant integer col_hv = outprod MOD 2;
    constant integer row_base = row_hv * dim;
    constant integer col_base = col_hv * dim;

    constant bits(VL) op1 = Z[n + (nreg-1)*col_hv, VL];
    constant bits(VL) op2 = Z[m + (mreg-1)*row_hv, VL];

    for row = 0 to dim-1
        for col = 0 to dim-1
            constant integer row_idx = row_base + row;
            constant integer col_idx = col_base + col;
            constant integer tile_idx = row_idx * dim * 2 + col_idx;

            bits(esize) elem1 = Elem[op1, row_idx, esize];
            constant bits(esize) elem2 = Elem[op2, col_idx, esize];
            constant bits(esize) elem3 = Elem[op3, tile_idx, esize];

            if sub_op then elem1 = FPNeg(elem1, FPCR);
            Elem[result, tile_idx, esize] = FPMulAdd\_ZA(elem3, elem1, elem2, FPCR);
ZAtile[da, esize, tileSize] = result;
```

Internal version only: aarchmrs v2025-03_rel, pseudocode v2025-03_rel ; Build timestamp: 2025-03-21T17:41

Copyright © 2010-2025 Arm Limited or its affiliates. All rights reserved. This document is Non-Confidential.

FMOP4S (widening)

Half-precision quarter-tile sums of two outer products, subtracting

This instruction generates four independent quarter-tile half-precision sums of outer products from the sub-matrices in the half-vectors of the one or two first and second source vectors and subtracts the results from the corresponding elements of a 32-bit element ZA tile.

Each of the quarter-tile sums of outer products is generated by multiplying the $SVL_S \div 2 \times 2$ sub-matrix of half-precision values held in the half-vectors of the first source vectors by the $2 \times SVL_S \div 2$ sub-matrix of half-precision values held in the half-vectors of the second source vectors. Each 32-bit container of the first source vectors holds 2 elements of each row of a $SVL_S \div 2 \times 2$ sub-matrix. Similarly, each 32-bit container of the second source vectors holds 2 elements of each column of a $2 \times SVL_S \div 2$ sub-matrix.

The instruction widens the sub-matrices of half-precision values held in the first source vectors to single-precision values and multiplies them by the corresponding widened sub-matrices of half-precision values in the second source vectors to single-precision values. The resulting quarter-tile $SVL_S \div 2 \times SVL_S \div 2$ single-precision sums of outer products are then destructively subtracted from the single-precision destination tile. This is equivalent to performing a 2-way dot product and subtract from each of the destination tile elements.

This instruction follows SME ZA-targeting floating-point behaviors.

This instruction is unpredicated.

It has encodings from 4 classes: [Single and multiple vectors](#) , [Single vectors](#) , [Multiple and single vectors](#) and [Multiple vectors](#)

Single and multiple vectors

(FEAT_SME_MOP4)

31	30	29	28	27	26	25	24	23	22	21	20	19	18	17	16	15	14	13	12	11	10	9	8	7	6	5	4	3	2	1	0
1	0	0	0	0	0	0	1	0	0	1	1	Zm			0	0	0	0	0	0	0	0	0	Zn			0	1	0	0	ZAda
M												N										S									

Encoding

FMOP4S <ZAda>.S, <Zn>.H, { <Zm1>.H-<Zm2>.H }

Decode for this encoding

```
if !IsFeatureImplemented(FEAT_SME_MOP4) then EndOfDecode(Decode_UNDEF);
constant integer n = UInt('0':Zn:'0');
constant integer m = UInt('1':Zm:'0');
constant integer nreg = 1;
constant integer mreg = 2;
constant integer da = UInt(ZAda);
constant boolean sub_op = TRUE;
```

Single vectors

(FEAT_SME_MOP4)

31	30	29	28	27	26	25	24	23	22	21	20	19	18	17	16	15	14	13	12	11	10	9	8	7	6	5	4	3	2	1	0
1	0	0	0	0	0	0	1	0	0	1	0	Zm			0	0	0	0	0	0	0	0	0	Zn			0	1	0	0	ZAda
M												N										S									

Encoding

FMOP4S <ZAda>.S, <Zn>.H, <Zm>.H

Decode for this encoding

```
if !IsFeatureImplemented(FEAT_SME_MOP4) then EndOfDecode(Decode_UNDEF);
constant integer n = UInt('0':Zn:'0');
constant integer m = UInt('1':Zm:'0');
constant integer nreg = 1;
constant integer mreg = 1;
constant integer da = UInt(ZAda);
constant boolean sub_op = TRUE;
```

Multiple and single vectors
(FEAT_SME_MOP4)

31	30	29	28	27	26	25	24	23	22	21	20	19	18	17	16	15	14	13	12	11	10	9	8	7	6	5	4	3	2	1	0
1	0	0	0	0	0	0	1	0	0	1	0	Zm		0	0	0	0	0	0	0	0	1	Zn		0	1	0	0	ZAda		
M												N										S									

Encoding

```
FMOP4S <ZAda>.S, { <Zn1>.H-<Zn2>.H }, <Zm>.H
```

Decode for this encoding

```
if !IsFeatureImplemented(FEAT_SME_MOP4) then EndOfDecode(Decode_UNDEF);
constant integer n = UInt('0':Zn:'0');
constant integer m = UInt('1':Zm:'0');
constant integer nreg = 2;
constant integer mreg = 1;
constant integer da = UInt(ZAda);
constant boolean sub_op = TRUE;
```

Multiple vectors
(FEAT_SME_MOP4)

31	30	29	28	27	26	25	24	23	22	21	20	19	18	17	16	15	14	13	12	11	10	9	8	7	6	5	4	3	2	1	0
1	0	0	0	0	0	0	1	0	0	1	1	Zm		0	0	0	0	0	0	0	0	1	Zn		0	1	0	0	ZAda		
M												N										S									

Encoding

```
FMOP4S <ZAda>.S, { <Zn1>.H-<Zn2>.H }, { <Zm1>.H-<Zm2>.H }
```

Decode for this encoding

```
if !IsFeatureImplemented(FEAT_SME_MOP4) then EndOfDecode(Decode_UNDEF);
constant integer n = UInt('0':Zn:'0');
constant integer m = UInt('1':Zm:'0');
constant integer nreg = 2;
constant integer mreg = 2;
constant integer da = UInt(ZAda);
constant boolean sub_op = TRUE;
```

Assembler Symbols

- <ZAda> Is the name of the ZA tile ZA0-ZA3, encoded in the "ZAda" field.
- <Zn> Is the name of the first source scalable vector register, registers in the range Z0-Z15, encoded as "Zn" times 2.
- <Zm1> Is the name of the first scalable vector register of the second source multi-vector group, in the range Z16-Z31, encoded as "Zm" times 2 plus 16.
- <Zm2> Is the name of the second scalable vector register of the second source multi-vector group, in the range Z16-Z31, encoded as "Zm" times 2 plus 17.
- <Zm> Is the name of the second source scalable vector register, registers in the range Z16-Z31, encoded as "Zm" times 2 plus 16.
- <Zn1> Is the name of the first scalable vector register of the first source multi-vector group, in the range Z0-Z15, encoded as "Zn" times 2.
- <Zn2> Is the name of the second scalable vector register of the first source multi-vector group, in the range Z0-Z15, encoded as "Zn" times 2 plus 1.

Operation

```
CheckStreamingSVEAndZAEEnabled();
constant integer VL = CurrentVL;
constant integer hvsize = VL DIV 2;
constant integer dim = hvsize DIV 32;
constant integer tileSize = 4*dim*dim*32;
constant bits(tileSize) op3 = ZAtile[da, 32, tileSize];
bits(tileSize) result;

for outprod = 0 to 3
    constant integer row_hv = outprod DIV 2;
    constant integer col_hv = outprod MOD 2;
    constant integer row_base = row_hv * dim;
    constant integer col_base = col_hv * dim;

    constant bits(VL) op1 = Z[n + (nreg-1)*col_hv, VL];
    constant bits(VL) op2 = Z[m + (mreg-1)*row_hv, VL];

    for row = 0 to dim-1
        for col = 0 to dim-1
            constant integer row_idx = row_base + row;
            constant integer col_idx = col_base + col;
            constant integer tile_idx = row_idx * dim * 2 + col_idx;

            constant bits(32) sum = Elem[op3, tile_idx, 32];

            bits(16) erow_0 = Elem[op1, 2*row_idx + 0, 16];
            bits(16) erow_1 = Elem[op1, 2*row_idx + 1, 16];
            constant bits(16) ecol_0 = Elem[op2, 2*col_idx + 0, 16];
            constant bits(16) ecol_1 = Elem[op2, 2*col_idx + 1, 16];
            if sub_op then
                erow_0 = FPNeg(erow_0, FPCR);
                erow_1 = FPNeg(erow_1, FPCR);

                Elem[result, tile_idx, 32] = FPDotAdd\_ZA(sum, erow_0, erow_1, ecol_0, ecol_1, FPCR);
ZAtile[da, 32, tileSize] = result;
```

Internal version only: aarchmrs v2025-03_rel, pseudocode v2025-03_rel ; Build timestamp: 2025-03-21T17:41

Copyright © 2010-2025 Arm Limited or its affiliates. All rights reserved. This document is Non-Confidential.

FMOPA (non-widening)

Floating-point outer product and accumulate

The half-precision variant works with a 16-bit element ZA tile.
The single-precision variant works with a 32-bit element ZA tile.
The double-precision variant works with a 64-bit element ZA tile.

This instruction generates an outer product of the first source vector and the second source vector. In case of the half-precision variant, the first source is $SVL_H \times 1$ vector and the second source is $1 \times SVL_H$ vector. In case of the single-precision variant, the first source is $SVL_S \times 1$ vector and the second source is $1 \times SVL_S$ vector. In case of the double-precision variant, the first source is $SVL_D \times 1$ vector and the second source is $1 \times SVL_D$ vector. Each source vector is independently predicated by a corresponding governing predicate. When either source vector element is Inactive the corresponding destination tile element remains unmodified.
The resulting outer product, $SVL_H \times SVL_H$ in case of half-precision variant, $SVL_S \times SVL_S$ in case of single-precision variant or $SVL_D \times SVL_D$ in case of double-precision variant, is then destructively added to the destination tile. This is equivalent to performing a single multiply-accumulate to each of the destination tile elements.

This instruction follows SME ZA-targeting floating-point behaviors.
ID_AA64SMFR0_EL1.F64F64 indicates whether the double-precision variant is implemented, and ID_AA64SMFR0_EL1.F16F16 indicates whether the half-precision variant is implemented.
It has encodings from 3 classes: [Half-precision](#) , [Single-precision](#) and [Double-precision](#)

Half-precision
(FEAT_SME_F16F16)

31	30	29	28	27	26	25	24	23	22	21	20	19	18	17	16	15	14	13	12	11	10	9	8	7	6	5	4	3	2	1	0
1	0	0	0	0	0	0	1	1	0	0	Zm			Pm			Pn			Zn			0	1	0	0	ZAda				
																											S				

Encoding

FMOPA <ZAda>.H, <Pn>/M, <Pm>/M, <Zn>.H, <Zm>.H

Decode for this encoding

```
if !IsFeatureImplemented(FEAT_SME_F16F16) then EndOfDecode(Decode_UNDEF);
constant integer esize = 16;
constant integer a = UInt(Pn);
constant integer b = UInt(Pm);
constant integer n = UInt(Zn);
constant integer m = UInt(Zm);
constant integer da = UInt(ZAda);
```

Single-precision
(FEAT_SME)

31	30	29	28	27	26	25	24	23	22	21	20	19	18	17	16	15	14	13	12	11	10	9	8	7	6	5	4	3	2	1	0
1	0	0	0	0	0	0	0	1	0	0	Zm					Pm			Pn			Zn					0	0	0	ZAda	
																											S				

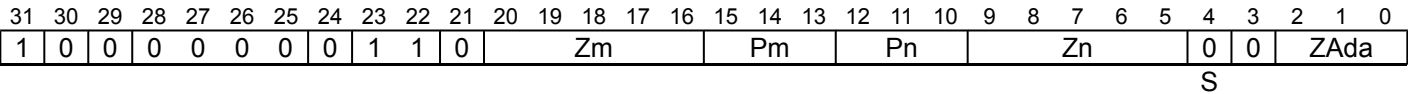
Encoding

FMOPA <ZAda>.S, <Pn>/M, <Pm>/M, <Zn>.S, <Zm>.S

Decode for this encoding

```
if !IsFeatureImplemented(FEAT_SME) then EndOfDecode(Decode_UNDEF);
constant integer esize = 32;
constant integer a = UInt(Pn);
constant integer b = UInt(Pm);
constant integer n = UInt(Zn);
constant integer m = UInt(Zm);
constant integer da = UInt(ZAda);
```

Double-precision
(FEAT_SME_F64F64)



Encoding

FMOPA <ZAda>.D, <Pn>/M, <Pm>/M, <Zn>.D, <Zm>.D

Decode for this encoding

```
if !IsFeatureImplemented(FEAT_SME_F64F64) then EndOfDecode(Decode_UNDEF);
constant integer esize = 64;
constant integer a = UInt(Pn);
constant integer b = UInt(Pm);
constant integer n = UInt(Zn);
constant integer m = UInt(Zm);
constant integer da = UInt(ZAda);
```

Assembler Symbols

- <ZAda> For the "Half-precision" variant: is the name of the ZA tile ZA0-ZA1, encoded in the "ZAda" field.
For the "Single-precision" variant: is the name of the ZA tile ZA0-ZA3, encoded in the "ZAda" field.
For the "Double-precision" variant: is the name of the ZA tile ZA0-ZA7, encoded in the "ZAda" field.
- <Pn> Is the name of the first governing scalable predicate register P0-P7, encoded in the "Pn" field.
- <Pm> Is the name of the second governing scalable predicate register P0-P7, encoded in the "Pm" field.
- <Zn> Is the name of the first source scalable vector register, encoded in the "Zn" field.
- <Zm> Is the name of the second source scalable vector register, encoded in the "Zm" field.

Operation

```
CheckStreamingSVEAndZAAEnabled();
constant integer VL = CurrentVL;
constant integer PL = VL DIV 8;
constant integer dim = VL DIV esize;
constant bits(PL) mask1 = P[a, PL];
constant bits(PL) mask2 = P[b, PL];
constant bits(VL) op1 = Z[n, VL];
constant bits(VL) op2 = Z[m, VL];
constant bits(dim*dim*esize) op3 = ZAtile[da, esize, dim*dim*esize];
bits(dim*dim*esize) result;

for row = 0 to dim-1
  for col = 0 to dim-1
    constant bits(esize) elem2 = Elem[op2, col, esize];
    constant bits(esize) elem3 = Elem[op3, row*dim+col, esize];

    if (ActivePredicateElement(mask1, row, esize) &&
        ActivePredicateElement(mask2, col, esize)) then
      constant bits(esize) elem1 = Elem[op1, row, esize];
      Elem[result, row*dim+col, esize] = FPMulAdd\_ZA(elem3, elem1, elem2, FPCR);
    else
      Elem[result, row*dim+col, esize] = elem3;

ZAtile[da, esize, dim*dim*esize] = result;
```

Internal version only: aarchmrs v2025-03_rel, pseudocode v2025-03_rel ; Build timestamp: 2025-03-21T17:41

Copyright © 2010-2025 Arm Limited or its affiliates. All rights reserved. This document is Non-Confidential.

FMOPA (widening, 2-way, FP16 to FP32)

Half-precision sum of outer products and accumulate

This instruction works with a 32-bit element ZA tile.

This instruction widens the $SVL_S \times 2$ sub-matrix of half-precision values held in the first source vector to single-precision values and multiplies it by the widened $2 \times SVL_S$ sub-matrix of half-precision values in the second source vector to single-precision values.

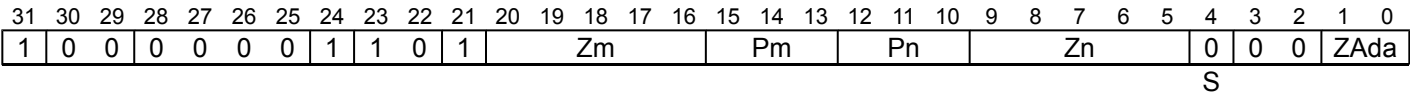
Each source vector is independently predicated by a corresponding governing predicate. When a 16-bit source element is Inactive it is treated as having the value +0.0, but if both pairs of source vector elements that correspond to a 32-bit destination element contain Inactive elements, then the destination element remains unmodified.

The resulting $SVL_S \times SVL_S$ single-precision sum of outer products is then destructively added to the single-precision destination tile. This is equivalent to performing a 2-way dot product and accumulate to each of the destination tile elements.

Each 32-bit container of the first source vector holds 2 consecutive column elements of each row of a $SVL_S \times 2$ sub-matrix. Similarly, each 32-bit container of the second source vector holds 2 consecutive row elements of each column of a $2 \times SVL_S$ sub-matrix.

This instruction follows SME ZA-targeting floating-point behaviors.

SME
(FEAT_SME)



Encoding

FMOPA <ZAda>.S, <Pn>/M, <Pm>/M, <Zn>.H, <Zm>.H

Decode for this encoding

```
if !IsFeatureImplemented(FEAT_SME) then EndOfDecode(Decode_UNDEF);
constant integer a = UInt(Pn);
constant integer b = UInt(Pm);
constant integer n = UInt(Zn);
constant integer m = UInt(Zm);
constant integer da = UInt(ZAda);
```

Assembler Symbols

- <ZAda> Is the name of the ZA tile ZA0-ZA3, encoded in the "ZAda" field.
- <Pn> Is the name of the first governing scalable predicate register P0-P7, encoded in the "Pn" field.
- <Pm> Is the name of the second governing scalable predicate register P0-P7, encoded in the "Pm" field.
- <Zn> Is the name of the first source scalable vector register, encoded in the "Zn" field.
- <Zm> Is the name of the second source scalable vector register, encoded in the "Zm" field.

Operation

```
CheckStreamingSVEAndZAAEnabled();
constant integer VL = CurrentVL;
constant integer PL = VL DIV 8;
constant integer dim = VL DIV 32;
constant bits(PL) mask1 = P[a, PL];
constant bits(PL) mask2 = P[b, PL];
constant bits(VL) operand1 = Z[n, VL];
constant bits(VL) operand2 = Z[m, VL];
constant bits(dim*dim*32) operand3 = ZAtile[da, 32, dim*dim*32];
bits(dim*dim*32) result;

for row = 0 to dim-1
  for col = 0 to dim-1
    // determine row/col predicates
    constant boolean prow_0 = (ActivePredicateElement(mask1, 2*row + 0, 16));
    constant boolean prow_1 = (ActivePredicateElement(mask1, 2*row + 1, 16));
    constant boolean pcol_0 = (ActivePredicateElement(mask2, 2*col + 0, 16));
    constant boolean pcol_1 = (ActivePredicateElement(mask2, 2*col + 1, 16));

    bits(32) sum = Elem[operand3, row*dim+col, 32];
    if (prow_0 && pcol_0) || (prow_1 && pcol_1) then
      constant bits(16) erow_0 = (if prow_0 then Elem[operand1, 2*row + 0, 16]
                                   else FPZero('0', 16));
      constant bits(16) erow_1 = (if prow_1 then Elem[operand1, 2*row + 1, 16]
                                   else FPZero('0', 16));
      constant bits(16) ecol_0 = (if pcol_0 then Elem[operand2, 2*col + 0, 16]
                                   else FPZero('0', 16));
      constant bits(16) ecol_1 = (if pcol_1 then Elem[operand2, 2*col + 1, 16]
                                   else FPZero('0', 16));
      sum = FPDotAdd\_ZA(sum, erow_0, erow_1, ecol_0, ecol_1, FPCR);

    Elem[result, row*dim+col, 32] = sum;

ZAtile[da, 32, dim*dim*32] = result;
```

Internal version only: aarchmrs v2025-03_rel, pseudocode v2025-03_rel ; Build timestamp: 2025-03-21T17:41

Copyright © 2010-2025 Arm Limited or its affiliates. All rights reserved. This document is Non-Confidential.

FMOPA (widening, 2-way, FP8 to FP16)

8-bit floating-point sum of outer products and accumulate

This instruction works with a 16-bit element ZA tile.

This instruction widens the $SVL_H \times 2$ sub-matrix of 8-bit floating-point values held in the first source vector to half-precision values and multiplies it by the widened $2 \times SVL_H$ sub-matrix of 8-bit floating-point values in the second source vector to half-precision values.

Each source vector is independently predicated by a corresponding governing predicate. When a 8-bit source element is Inactive it is treated as having the value +0.0, but if both groups of source vector elements that correspond to a 16-bit destination element contain Inactive elements, then the destination element remains unmodified.

The resulting $SVL_H \times SVL_H$ half-precision sum of outer products are scaled by $2^{-\text{UInt}(\text{FPMR.LSCALE}[3:0])}$, before being destructively added to the half-precision destination tile. This is equivalent to performing a downscaled 2-way dot product and accumulate to each of the destination tile elements.

Each 16-bit container of the first source vector holds 2 consecutive column elements of each row of a $SVL_H \times 2$ sub-matrix. Similarly, each 16-bit container of the second source vector holds 2 consecutive row elements of each column of a $2 \times SVL_H$ sub-matrix.

The 8-bit floating-point encoding format for the elements of the first source vector and the second source vector is selected by FPMR.F8S1 and FPMR.F8S2 respectively.

SME2
(FEAT_SME_F8F16)

31	30	29	28	27	26	25	24	23	22	21	20	19	18	17	16	15	14	13	12	11	10	9	8	7	6	5	4	3	2	1	0
1	0	0	0	0	0	0	0	1	0	1	Zm				Pm		Pn		Zn				0		1	0	0	ZAda			

Encoding

FMOPA <ZAda>.H, <Pn>/M, <Pm>/M, <Zn>.B, <Zm>.B

Decode for this encoding

```
if !IsFeatureImplemented(FEAT_SME_F8F16) then EndOfDecode(Decode_UNDEF);
constant integer a = UInt(Pn);
constant integer b = UInt(Pm);
constant integer n = UInt(Zn);
constant integer m = UInt(Zm);
constant integer da = UInt(ZAda);
```

Assembler Symbols

- <ZAda> Is the name of the ZA tile ZA0-ZA1, encoded in the "ZAda" field.
- <Pn> Is the name of the first governing scalable predicate register P0-P7, encoded in the "Pn" field.
- <Pm> Is the name of the second governing scalable predicate register P0-P7, encoded in the "Pm" field.
- <Zn> Is the name of the first source scalable vector register, encoded in the "Zn" field.
- <Zm> Is the name of the second source scalable vector register, encoded in the "Zm" field.

Operation

```
CheckFPMREnabled();
CheckStreamingSVEAndZAEEnabled();
constant integer VL = CurrentVL;
constant integer PL = VL DIV 8;
constant integer dim = VL DIV 16;
constant bits(PL) mask1 = P[a, PL];
constant bits(PL) mask2 = P[b, PL];
constant bits(VL) operand1 = Z[n, VL];
constant bits(VL) operand2 = Z[m, VL];
constant bits(dim*dim*16) operand3 = ZAtile[da, 16, dim*dim*16];
bits(dim*dim*16) result;

for row = 0 to dim-1
  for col = 0 to dim-1
    array [0..1] of boolean prow;
    array [0..1] of boolean pcol;
    boolean any_active = FALSE;
    for i = 0 to 1
      prow[i] = ActivePredicateElement(mask1, 2*row + i, 8);
      pcol[i] = ActivePredicateElement(mask2, 2*col + i, 8);
      any_active = any_active || (prow[i] && pcol[i]);

    if any_active then
      bits(16) sum = Elem[operand3, row*dim+col, 16];
      bits(16) rowop = Zeros(16);
      bits(16) colop = Zeros(16);
      for i = 0 to 1
        if prow[i] then
          Elem[rowop, i, 8] = Elem[operand1, 2*row + i, 8];
        if pcol[i] then
          Elem[colop, i, 8] = Elem[operand2, 2*col + i, 8];

      sum = FP8DotAddFP(sum, rowop, colop, FPCR, FPMR);
      Elem[result, row*dim+col, 16] = sum;
    else
      Elem[result, row*dim+col, 16] = Elem[operand3, row*dim+col, 16];

ZAtile[da, 16, dim*dim*16] = result;
```

Internal version only: aarchmrs v2025-03_rel, pseudocode v2025-03_rel ; Build timestamp: 2025-03-21T17:41

Copyright © 2010-2025 Arm Limited or its affiliates. All rights reserved. This document is Non-Confidential.

FMOPA (widening, 4-way)

8-bit floating-point sum of outer products and accumulate

This instruction works with a 32-bit element ZA tile.

This instruction widens the SVLS×4 sub-matrix of 8-bit floating-point values held in the first source vector to single-precision values and multiplies it by the widened 4×SVLS sub-matrix of 8-bit floating-point values in the second source vector to single-precision values.

Each source vector is independently predicated by a corresponding governing predicate. When a 8-bit source element is Inactive it is treated as having the value +0.0, but if both groups of source vector elements that correspond to a 32-bit destination element contain Inactive elements, then the destination element remains unmodified.

The resulting SVLS×SVLS single-precision sum of outer products are scaled by $2^{-\text{UInt}(\text{FPMR.LSCALE})}$, before being destructively added to the single-precision destination tile. This is equivalent to performing a downscaled 4-way dot product and accumulate to each of the destination tile elements.

Each 32-bit container of the first source vector holds 4 consecutive column elements of each row of a SVLS×4 sub-matrix. Similarly, each 32-bit container of the second source vector holds 4 consecutive row elements of each column of a 4×SVLS sub-matrix.

The 8-bit floating-point encoding format for the elements of the first source vector and the second source vector is selected by FPMR.F8S1 and FPMR.F8S2 respectively.

SME2
(FEAT_SME_F8F32)

31	30	29	28	27	26	25	24	23	22	21	20	19	18	17	16	15	14	13	12	11	10	9	8	7	6	5	4	3	2	1	0
1	0	0	0	0	0	0	0	1	0	1	Zm				Pm			Pn			Zn				0	0	0	ZAda			

Encoding

FMOPA <ZAda>.S, <Pn>/M, <Pm>/M, <Zn>.B, <Zm>.B

Decode for this encoding

```
if !IsFeatureImplemented(FEAT_SME_F8F32) then EndOfDecode(Decode_UNDEF);
constant integer a = UInt(Pn);
constant integer b = UInt(Pm);
constant integer n = UInt(Zn);
constant integer m = UInt(Zm);
constant integer da = UInt(ZAda);
```

Assembler Symbols

- <ZAda> Is the name of the ZA tile ZA0-ZA3, encoded in the "ZAda" field.
- <Pn> Is the name of the first governing scalable predicate register P0-P7, encoded in the "Pn" field.
- <Pm> Is the name of the second governing scalable predicate register P0-P7, encoded in the "Pm" field.
- <Zn> Is the name of the first source scalable vector register, encoded in the "Zn" field.
- <Zm> Is the name of the second source scalable vector register, encoded in the "Zm" field.

Operation

```
CheckFPMREnabled();
CheckStreamingSVEAndZAEEnabled();
constant integer VL = CurrentVL;
constant integer PL = VL DIV 8;
constant integer dim = VL DIV 32;
constant bits(PL) mask1 = P[a, PL];
constant bits(PL) mask2 = P[b, PL];
constant bits(VL) operand1 = Z[n, VL];
constant bits(VL) operand2 = Z[m, VL];
constant bits(dim*dim*32) operand3 = ZAtile[da, 32, dim*dim*32];
bits(dim*dim*32) result;

for row = 0 to dim-1
  for col = 0 to dim-1
    array [0..3] of boolean prow;
    array [0..3] of boolean pcol;
    boolean any_active = FALSE;
    for i = 0 to 3
      prow[i] = ActivePredicateElement(mask1, 4*row + i, 8);
      pcol[i] = ActivePredicateElement(mask2, 4*col + i, 8);
      any_active = any_active || (prow[i] && pcol[i]);

    if any_active then
      bits(32) sum = Elem[operand3, row*dim+col, 32];
      bits(32) rowop = Zeros(32);
      bits(32) colop = Zeros(32);
      for i = 0 to 3
        if prow[i] then
          Elem[rowop, i, 8] = Elem[operand1, 4*row + i, 8];
        if pcol[i] then
          Elem[colop, i, 8] = Elem[operand2, 4*col + i, 8];

      sum = FP8DotAddFP(sum, rowop, colop, FPCR, FPMR);
      Elem[result, row*dim+col, 32] = sum;
    else
      Elem[result, row*dim+col, 32] = Elem[operand3, row*dim+col, 32];

ZAtile[da, 32, dim*dim*32] = result;
```

Internal version only: aarchmrs v2025-03_rel, pseudocode v2025-03_rel ; Build timestamp: 2025-03-21T17:41

Copyright © 2010-2025 Arm Limited or its affiliates. All rights reserved. This document is Non-Confidential.

FMOPS (non-widening)

Floating-point outer product and subtract

The half-precision variant works with a 16-bit element ZA tile.
The single-precision variant works with a 32-bit element ZA tile.
The double-precision variant works with a 64-bit element ZA tile.

This instruction generates an outer product of the first source vector and the second source vector. In case of the half-precision variant, the first source is $SVL_H \times 1$ vector and the second source is $1 \times SVL_H$ vector. In case of the single-precision variant, the first source is $SVL_S \times 1$ vector and the second source is $1 \times SVL_S$ vector. In case of the double-precision variant, the first source is $SVL_D \times 1$ vector and the second source is $1 \times SVL_D$ vector. Each source vector is independently predicated by a corresponding governing predicate. When either source vector element is Inactive the corresponding destination tile element remains unmodified.

The resulting outer product, $SVL_H \times SVL_H$ in case of half-precision variant, $SVL_S \times SVL_S$ in case of single-precision variant or $SVL_D \times SVL_D$ in case of double-precision variant, is then destructively subtracted from the destination tile. This is equivalent to performing a single multiply-subtract from each of the destination tile elements.

This instruction follows SME ZA-targeting floating-point behaviors.
ID_AA64SMFR0_EL1.F64F64 indicates whether the double-precision variant is implemented, and ID_AA64SMFR0_EL1.F16F16 indicates whether the half-precision variant is implemented.
It has encodings from 3 classes: [Half-precision](#) , [Single-precision](#) and [Double-precision](#)

Half-precision
(FEAT_SME_F16F16)

31	30	29	28	27	26	25	24	23	22	21	20	19	18	17	16	15	14	13	12	11	10	9	8	7	6	5	4	3	2	1	0
1	0	0	0	0	0	0	1	1	0	0	Zm				Pm			Pn			Zn				1	1	0	0	ZAda		
																														S	

Encoding

FMOPS <ZAda>.H, <Pn>/M, <Pm>/M, <Zn>.H, <Zm>.H

Decode for this encoding

```
if !IsFeatureImplemented(FEAT_SME_F16F16) then EndOfDecode(Decode_UNDEF);
constant integer esize = 16;
constant integer a = UInt(Pn);
constant integer b = UInt(Pm);
constant integer n = UInt(Zn);
constant integer m = UInt(Zm);
constant integer da = UInt(ZAda);
```

Single-precision
(FEAT_SME)

31	30	29	28	27	26	25	24	23	22	21	20	19	18	17	16	15	14	13	12	11	10	9	8	7	6	5	4	3	2	1	0
1	0	0	0	0	0	0	0	1	0	0	Zm				Pm			Pn			Zn				1	0	0	ZAda			
S																															

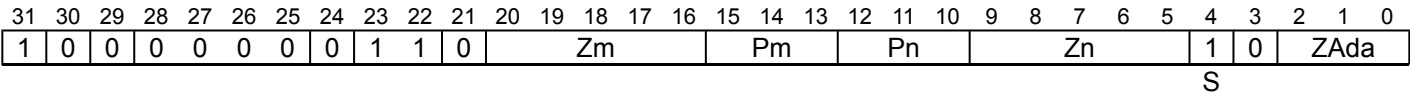
Encoding

FMOPS <ZAda>.S, <Pn>/M, <Pm>/M, <Zn>.S, <Zm>.S

Decode for this encoding

```
if !IsFeatureImplemented(FEAT_SME) then EndOfDecode(Decode_UNDEF);
constant integer esize = 32;
constant integer a = UInt(Pn);
constant integer b = UInt(Pm);
constant integer n = UInt(Zn);
constant integer m = UInt(Zm);
constant integer da = UInt(ZAda);
```

Double-precision
(FEAT_SME_F64F64)



Encoding

FMOPS <ZAda>.D, <Pn>/M, <Pm>/M, <Zn>.D, <Zm>.D

Decode for this encoding

```
if !IsFeatureImplemented(FEAT_SME_F64F64) then EndOfDecode(Decode_UNDEF);
constant integer esize = 64;
constant integer a = UInt(Pn);
constant integer b = UInt(Pm);
constant integer n = UInt(Zn);
constant integer m = UInt(Zm);
constant integer da = UInt(ZAda);
```

Assembler Symbols

- <ZAda> For the "Half-precision" variant: is the name of the ZA tile ZA0-ZA1, encoded in the "ZAda" field.
For the "Single-precision" variant: is the name of the ZA tile ZA0-ZA3, encoded in the "ZAda" field.
For the "Double-precision" variant: is the name of the ZA tile ZA0-ZA7, encoded in the "ZAda" field.
- <Pn> Is the name of the first governing scalable predicate register P0-P7, encoded in the "Pn" field.
- <Pm> Is the name of the second governing scalable predicate register P0-P7, encoded in the "Pm" field.
- <Zn> Is the name of the first source scalable vector register, encoded in the "Zn" field.
- <Zm> Is the name of the second source scalable vector register, encoded in the "Zm" field.

Operation

```
CheckStreamingSVEAndZAAEnabled();
constant integer VL = CurrentVL;
constant integer PL = VL DIV 8;
constant integer dim = VL DIV esize;
constant bits(PL) mask1 = P[a, PL];
constant bits(PL) mask2 = P[b, PL];
constant bits(VL) op1 = Z[n, VL];
constant bits(VL) op2 = Z[m, VL];
constant bits(dim*dim*esize) op3 = ZAtile[da, esize, dim*dim*esize];
bits(dim*dim*esize) result;

for row = 0 to dim-1
  for col = 0 to dim-1
    constant bits(esize) elem2 = Elem[op2, col, esize];
    constant bits(esize) elem3 = Elem[op3, row*dim+col, esize];

    if (ActivePredicateElement(mask1, row, esize) &&
        ActivePredicateElement(mask2, col, esize)) then
      constant bits(esize) elem1 = FPNeg(Elem[op1, row, esize], FPCR);
      Elem[result, row*dim+col, esize] = FPMulAdd\_ZA(elem3, elem1, elem2, FPCR);
    else
      Elem[result, row*dim+col, esize] = elem3;

ZAtile[da, esize, dim*dim*esize] = result;
```

Internal version only: aarchmrs v2025-03_rel, pseudocode v2025-03_rel ; Build timestamp: 2025-03-21T17:41

Copyright © 2010-2025 Arm Limited or its affiliates. All rights reserved. This document is Non-Confidential.

FMOPS (widening)

Half-precision sum of outer products and subtract

This instruction works with a 32-bit element ZA tile.

This instruction widens the $SVL_S \times 2$ sub-matrix of half-precision values held in the first source vector to single-precision values and multiplies it by the widened $2 \times SVL_S$ sub-matrix of half-precision values in the second source vector to single-precision values.

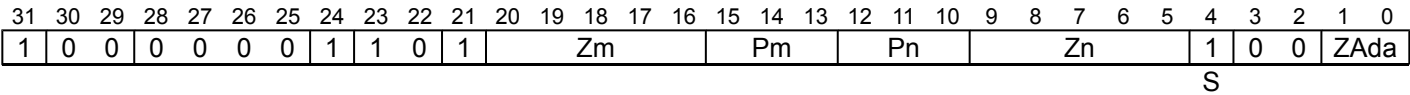
Each source vector is independently predicated by a corresponding governing predicate. When a 16-bit source element is Inactive it is treated as having the value +0.0, but if both pairs of source vector elements that correspond to a 32-bit destination element contain Inactive elements, then the destination element remains unmodified.

The resulting $SVL_S \times SVL_S$ single-precision sum of outer products is then destructively subtracted from the single-precision destination tile. This is equivalent to performing a 2-way dot product and subtract from each of the destination tile elements.

Each 32-bit container of the first source vector holds 2 consecutive column elements of each row of a $SVL_S \times 2$ sub-matrix. Similarly, each 32-bit container of the second source vector holds 2 consecutive row elements of each column of a $2 \times SVL_S$ sub-matrix.

This instruction follows SME ZA-targeting floating-point behaviors.

SME
(FEAT_SME)



Encoding

FMOPS <ZAda>.S, <Pn>/M, <Pm>/M, <Zn>.H, <Zm>.H

Decode for this encoding

```
if !IsFeatureImplemented(FEAT_SME) then EndOfDecode(Decode_UNDEF);
constant integer a = UInt(Pn);
constant integer b = UInt(Pm);
constant integer n = UInt(Zn);
constant integer m = UInt(Zm);
constant integer da = UInt(ZAda);
```

Assembler Symbols

- <ZAda> Is the name of the ZA tile ZA0-ZA3, encoded in the "ZAda" field.
- <Pn> Is the name of the first governing scalable predicate register P0-P7, encoded in the "Pn" field.
- <Pm> Is the name of the second governing scalable predicate register P0-P7, encoded in the "Pm" field.
- <Zn> Is the name of the first source scalable vector register, encoded in the "Zn" field.
- <Zm> Is the name of the second source scalable vector register, encoded in the "Zm" field.

Operation

```
CheckStreamingSVEAndZAAEnabled();
constant integer VL = CurrentVL;
constant integer PL = VL DIV 8;
constant integer dim = VL DIV 32;
constant bits(PL) mask1 = P[a, PL];
constant bits(PL) mask2 = P[b, PL];
constant bits(VL) operand1 = Z[n, VL];
constant bits(VL) operand2 = Z[m, VL];
constant bits(dim*dim*32) operand3 = ZAtile[da, 32, dim*dim*32];
bits(dim*dim*32) result;

for row = 0 to dim-1
  for col = 0 to dim-1
    // determine row/col predicates
    constant boolean prow_0 = (ActivePredicateElement(mask1, 2*row + 0, 16));
    constant boolean prow_1 = (ActivePredicateElement(mask1, 2*row + 1, 16));
    constant boolean pcol_0 = (ActivePredicateElement(mask2, 2*col + 0, 16));
    constant boolean pcol_1 = (ActivePredicateElement(mask2, 2*col + 1, 16));

    bits(32) sum = Elem[operand3, row*dim+col, 32];
    if (prow_0 && pcol_0) || (prow_1 && pcol_1) then
      bits(16) erow_0 = (if prow_0 then Elem[operand1, 2*row + 0, 16] else FPZero('0', 16));
      bits(16) erow_1 = (if prow_1 then Elem[operand1, 2*row + 1, 16] else FPZero('0', 16));
      constant bits(16) ecol_0 = (if pcol_0 then Elem[operand2, 2*col + 0, 16]
                                else FPZero('0', 16));
      constant bits(16) ecol_1 = (if pcol_1 then Elem[operand2, 2*col + 1, 16]
                                else FPZero('0', 16));
      if prow_0 then erow_0 = FPNeg(erow_0, FPCR);
      if prow_1 then erow_1 = FPNeg(erow_1, FPCR);
      sum = FPDotAdd\_ZA(sum, erow_0, erow_1, ecol_0, ecol_1, FPCR);

    Elem[result, row*dim+col, 32] = sum;

ZAtile[da, 32, dim*dim*32] = result;
```

Internal version only: aarchmrs v2025-03_rel, pseudocode v2025-03_rel ; Build timestamp: 2025-03-21T17:41

Copyright © 2010-2025 Arm Limited or its affiliates. All rights reserved. This document is Non-Confidential.

FMUL (multiple and single vector)

Multi-vector floating-point multiply by vector

This instruction multiplies all the floating-point elements of the two or four first source vectors with the corresponding elements of the second source vector and places the results in the corresponding elements of the two or four destination vectors.
This instruction follows SME2 floating-point numerical behaviors corresponding to instructions that place their results in one or more SVE Z vectors.
This instruction is unpredicated.

It has encodings from 2 classes: [Two registers](#) and [Four registers](#)

Two registers (FEAT_SME2p2)

31	30	29	28	27	26	25	24	23	22	21	20	19	18	17	16	15	14	13	12	11	10	9	8	7	6	5	4	3	2	1	0
1	1	0	0	0	0	0	1	!= 00	1	Zm				0	1	1	1	0	1	0	Zn				0	Zd				0	
size																															

Encoding

FMUL { <Zd1>.<T>-<Zd2>.<T> }, { <Zn1>.<T>-<Zn2>.<T> }, <Zm>.<T>

Decode for this encoding

```
if !IsFeatureImplemented(FEAT_SME2p2) then EndOfDecode(Decode_UNDEF);
constant integer esize = 8 << UInt(size);
constant integer d = UInt(Zd:'0');
constant integer n = UInt(Zn:'0');
constant integer m = UInt('0':Zm);
constant integer nreg = 2;
```

Four registers (FEAT_SME2p2)

31	30	29	28	27	26	25	24	23	22	21	20	19	18	17	16	15	14	13	12	11	10	9	8	7	6	5	4	3	2	1	0	
1	1	0	0	0	0	0	1	!= 00	1	Zm				1	1	1	1	0	1	0	Zn				0	0	Zd				0	0
size																																

Encoding

FMUL { <Zd1>.<T>-<Zd4>.<T> }, { <Zn1>.<T>-<Zn4>.<T> }, <Zm>.<T>

Decode for this encoding

```
if !IsFeatureImplemented(FEAT_SME2p2) then EndOfDecode(Decode_UNDEF);
constant integer esize = 8 << UInt(size);
constant integer d = UInt(Zd:'00');
constant integer n = UInt(Zn:'00');
constant integer m = UInt('0':Zm);
constant integer nreg = 4;
```

Assembler Symbols

- <Zd1>
- For the "Two registers" variant: is the name of the first scalable vector register of the destination multi-vector group, encoded as "Zd" times 2.

For the "Four registers" variant: is the name of the first scalable vector register of the destination multi-vector group, encoded as "Zd" times 4.
- <T>
- Is the size specifier, encoded in "size":

size	<T>
01	H
10	S
11	D

- <Zd2> Is the name of the second scalable vector register of the destination multi-vector group, encoded as "Zd" times 2 plus 1.
- <Zn1> For the "Two registers" variant: is the name of the first scalable vector register of the first source multi-vector group, encoded as "Zn" times 2.
For the "Four registers" variant: is the name of the first scalable vector register of the first source multi-vector group, encoded as "Zn" times 4.
- <Zn2> Is the name of the second scalable vector register of the first source multi-vector group, encoded as "Zn" times 2 plus 1.
- <Zm> Is the name of the second source scalable vector register Z0-Z15, encoded in the "Zm" field.
- <Zd4> Is the name of the fourth scalable vector register of the destination multi-vector group, encoded as "Zd" times 4 plus 3.
- <Zn4> Is the name of the fourth scalable vector register of the first source multi-vector group, encoded as "Zn" times 4 plus 3.

Operation

```

CheckStreamingSVEEnabled();
constant integer VL = CurrentVL;
constant integer elements = VL DIV esize;
array [0..3] of bits(VL) results;

for r = 0 to nreg-1
    constant bits(VL) operand1 = Z[n+r, VL];
    constant bits(VL) operand2 = Z[m, VL];
    for e = 0 to elements-1
        constant bits(esize) element1 = Elem[operand1, e, esize];
        constant bits(esize) element2 = Elem[operand2, e, esize];
        Elem[results[r], e, esize] = FPMul(element1, element2, FPCR);

for r = 0 to nreg-1
    Z[d+r, VL] = results[r];

```

Internal version only: aarchmrs v2025-03_rel, pseudocode v2025-03_rel ; Build timestamp: 2025-03-21T17:41

Copyright © 2010-2025 Arm Limited or its affiliates. All rights reserved. This document is Non-Confidential.

FMUL (multiple vectors)

Multi-vector floating-point multiply

This instruction multiplies all the floating-point elements of the two or four first source vectors with the corresponding elements of the two or four second source vectors and places the results in the corresponding elements of the two or four destination vectors.
This instruction follows SME2 floating-point numerical behaviors corresponding to instructions that place their results in one or more SVE Z vectors.
This instruction is unpredicated.

It has encodings from 2 classes: [Two registers](#) and [Four registers](#)

Two registers (FEAT_SME2p2)

31	30	29	28	27	26	25	24	23	22	21	20	19	18	17	16	15	14	13	12	11	10	9	8	7	6	5	4	3	2	1	0
1	1	0	0	0	0	0	1	!= 00	1	Zm				0	1	1	1	0	0	1	Zn				0	Zd				0	
size																															

Encoding

FMUL { <Zd1>.<T>-<Zd2>.<T> }, { <Zn1>.<T>-<Zn2>.<T> }, { <Zm1>.<T>-<Zm2>.<T> }

Decode for this encoding

```
if !IsFeatureImplemented(FEAT_SME2p2) then EndOfDecode(Decode_UNDEF);
constant integer esize = 8 << UInt(size);
constant integer d = UInt(Zd:'0');
constant integer n = UInt(Zn:'0');
constant integer m = UInt(Zm:'0');
constant integer nreg = 2;
```

Four registers (FEAT_SME2p2)

31	30	29	28	27	26	25	24	23	22	21	20	19	18	17	16	15	14	13	12	11	10	9	8	7	6	5	4	3	2	1	0		
1	1	0	0	0	0	0	1	!= 00	1	Zm				0	1	1	1	1	0	0	1	Zn				0	0	Zd				0	0
size																																	

Encoding

FMUL { <Zd1>.<T>-<Zd4>.<T> }, { <Zn1>.<T>-<Zn4>.<T> }, { <Zm1>.<T>-<Zm4>.<T> }

Decode for this encoding

```
if !IsFeatureImplemented(FEAT_SME2p2) then EndOfDecode(Decode_UNDEF);
constant integer esize = 8 << UInt(size);
constant integer d = UInt(Zd:'00');
constant integer n = UInt(Zn:'00');
constant integer m = UInt(Zm:'00');
constant integer nreg = 4;
```

Assembler Symbols

- <Zd1>
- For the "Two registers" variant: is the name of the first scalable vector register of the destination multi-vector group, encoded as "Zd" times 2.

For the "Four registers" variant: is the name of the first scalable vector register of the destination multi-vector group, encoded as "Zd" times 4.
- <T>
- Is the size specifier, encoded in "size":

size	<T>
01	H
10	S
11	D

- <Zd2> Is the name of the second scalable vector register of the destination multi-vector group, encoded as "Zd" times 2 plus 1.
- <Zn1> For the "Two registers" variant: is the name of the first scalable vector register of the first source multi-vector group, encoded as "Zn" times 2.
For the "Four registers" variant: is the name of the first scalable vector register of the first source multi-vector group, encoded as "Zn" times 4.
- <Zn2> Is the name of the second scalable vector register of the first source multi-vector group, encoded as "Zn" times 2 plus 1.
- <Zm1> For the "Two registers" variant: is the name of the first scalable vector register of the second source multi-vector group, encoded as "Zm" times 2.
For the "Four registers" variant: is the name of the first scalable vector register of the second source multi-vector group, encoded as "Zm" times 4.
- <Zm2> Is the name of the second scalable vector register of the second source multi-vector group, encoded as "Zm" times 2 plus 1.
- <Zd4> Is the name of the fourth scalable vector register of the destination multi-vector group, encoded as "Zd" times 4 plus 3.
- <Zn4> Is the name of the fourth scalable vector register of the first source multi-vector group, encoded as "Zn" times 4 plus 3.
- <Zm4> Is the name of the fourth scalable vector register of the second source multi-vector group, encoded as "Zm" times 4 plus 3.

Operation

```

CheckStreamingSVEEnabled();
constant integer VL = CurrentVL;
constant integer elements = VL DIV esize;
array [0..3] of bits(VL) results;

for r = 0 to nreg-1
    constant bits(VL) operand1 = Z[n+r, VL];
    constant bits(VL) operand2 = Z[m+r, VL];
    for e = 0 to elements-1
        constant bits(esize) element1 = Elem[operand1, e, esize];
        constant bits(esize) element2 = Elem[operand2, e, esize];
        Elem[results[r], e, esize] = FPMul(element1, element2, FPCR);

for r = 0 to nreg-1
    Z[d+r, VL] = results[r];

```

Internal version only: aarchmrs v2025-03_rel, pseudocode v2025-03_rel ; Build timestamp: 2025-03-21T17:41

Copyright © 2010-2025 Arm Limited or its affiliates. All rights reserved. This document is Non-Confidential.

FRINTA

Multi-vector floating-point round to integral value, to nearest with ties away from zero

This instruction rounds each element of the two or four source vectors to the nearest integral floating-point value, with ties rounding away from zero, and places the results in the corresponding elements of the two or four destination vectors.
This instruction follows SME2 floating-point numerical behaviors corresponding to instructions that place their results in one or more SVE Z vectors.
This instruction is unpredicated.

It has encodings from 2 classes: [Two registers](#) and [Four registers](#)

Two registers
(FEAT_SME2)

31	30	29	28	27	26	25	24	23	22	21	20	19	18	17	16	15	14	13	12	11	10	9	8	7	6	5	4	3	2	1	0
1	1	0	0	0	0	0	1	1	0	1	0	1	1	0	0	1	1	1	0	0	0	Zn			0	Zd			0		
size												opc																			

Encoding

FRINTA { <Zd1>.S-<Zd2>.S }, { <Zn1>.S-<Zn2>.S }

Decode for this encoding

```
if !IsFeatureImplemented(FEAT_SME2) then EndOfDecode(Decode_UNDEF);
constant integer n = UInt(Zn:'0');
constant integer d = UInt(Zd:'0');
constant integer nreg = 2;
constant boolean exact = FALSE;
constant FPRounding rounding = FPRounding_TIEAWAY;
```

Four registers
(FEAT_SME2)

31	30	29	28	27	26	25	24	23	22	21	20	19	18	17	16	15	14	13	12	11	10	9	8	7	6	5	4	3	2	1	0
1	1	0	0	0	0	0	1	1	0	1	1	1	1	0	0	1	1	1	0	0	0	Zn		0		0	Zd		0		0
size												opc																			

Encoding

FRINTA { <Zd1>.S-<Zd4>.S }, { <Zn1>.S-<Zn4>.S }

Decode for this encoding

```
if !IsFeatureImplemented(FEAT_SME2) then EndOfDecode(Decode_UNDEF);
constant integer n = UInt(Zn:'00');
constant integer d = UInt(Zd:'00');
constant integer nreg = 4;
constant boolean exact = FALSE;
constant FPRounding rounding = FPRounding_TIEAWAY;
```

Assembler Symbols

- <Zd1>
For the "Two registers" variant: is the name of the first scalable vector register of the destination multi-vector group, encoded as "Zd" times 2.
For the "Four registers" variant: is the name of the first scalable vector register of the destination multi-vector group, encoded as "Zd" times 4.
- <Zd2>
Is the name of the second scalable vector register of the destination multi-vector group, encoded as "Zd" times 2 plus 1.

- <Zn1> For the "Two registers" variant: is the name of the first scalable vector register of the source multi-vector group, encoded as "Zn" times 2.
- For the "Four registers" variant: is the name of the first scalable vector register of the source multi-vector group, encoded as "Zn" times 4.
- <Zn2> Is the name of the second scalable vector register of the source multi-vector group, encoded as "Zn" times 2 plus 1.
- <Zd4> Is the name of the fourth scalable vector register of the destination multi-vector group, encoded as "Zd" times 4 plus 3.
- <Zn4> Is the name of the fourth scalable vector register of the source multi-vector group, encoded as "Zn" times 4 plus 3.

Operation

```

CheckStreamingSVEEnabled();
constant integer VL = CurrentVL;
constant integer elements = VL DIV 32;
array [0..3] of bits(VL) results;

for r = 0 to nreg-1
    constant bits(VL) operand = Z[n+r, VL];
    for e = 0 to elements-1
        constant bits(32) element = Elem[operand, e, 32];
        Elem[results[r], e, 32] = FPRoundInt(element, FPCR, rounding, exact);

for r = 0 to nreg-1
    Z[d+r, VL] = results[r];

```

Internal version only: aarchmrs v2025-03_rel, pseudocode v2025-03_rel ; Build timestamp: 2025-03-21T17:41

Copyright © 2010-2025 Arm Limited or its affiliates. All rights reserved. This document is Non-Confidential.

FRINTM

Multi-vector floating-point round to integral value, toward minus Infinity

This instruction rounds down each element of the two or four source vectors to an integral floating-point value, and places the results in the corresponding elements of the two or four destination vectors.
This instruction follows SME2 floating-point numerical behaviors corresponding to instructions that place their results in one or more SVE Z vectors.
This instruction is unpredicated.

It has encodings from 2 classes: [Two registers](#) and [Four registers](#)

Two registers
(FEAT_SME2)

31	30	29	28	27	26	25	24	23	22	21	20	19	18	17	16	15	14	13	12	11	10	9	8	7	6	5	4	3	2	1	0
1	1	0	0	0	0	0	1	1	0	1	0	1	0	1	0	1	1	1	0	0	0	Zn			0	Zd			0		
size												opc																			

Encoding

FRINTM { <Zd1>.S-<Zd2>.S }, { <Zn1>.S-<Zn2>.S }

Decode for this encoding

```
if !IsFeatureImplemented(FEAT_SME2) then EndOfDecode(Decode_UNDEF);
constant integer n = UInt(Zn:'0');
constant integer d = UInt(Zd:'0');
constant integer nreg = 2;
constant boolean exact = FALSE;
constant FPRounding rounding = FPRounding_NEGINF;
```

Four registers
(FEAT_SME2)

31	30	29	28	27	26	25	24	23	22	21	20	19	18	17	16	15	14	13	12	11	10	9	8	7	6	5	4	3	2	1	0
1	1	0	0	0	0	0	1	1	0	1	1	1	0	1	0	1	1	1	0	0	0	Zn		0		0	Zd		0		0
size												opc																			

Encoding

FRINTM { <Zd1>.S-<Zd4>.S }, { <Zn1>.S-<Zn4>.S }

Decode for this encoding

```
if !IsFeatureImplemented(FEAT_SME2) then EndOfDecode(Decode_UNDEF);
constant integer n = UInt(Zn:'00');
constant integer d = UInt(Zd:'00');
constant integer nreg = 4;
constant boolean exact = FALSE;
constant FPRounding rounding = FPRounding_NEGINF;
```

Assembler Symbols

- <Zd1>For the "Two registers" variant: is the name of the first scalable vector register of the destination multi-vector group, encoded as "Zd" times 2.
For the "Four registers" variant: is the name of the first scalable vector register of the destination multi-vector group, encoded as "Zd" times 4.
- <Zd2>Is the name of the second scalable vector register of the destination multi-vector group, encoded as "Zd" times 2 plus 1.

- <Zn1> For the "Two registers" variant: is the name of the first scalable vector register of the source multi-vector group, encoded as "Zn" times 2.
- For the "Four registers" variant: is the name of the first scalable vector register of the source multi-vector group, encoded as "Zn" times 4.
- <Zn2> Is the name of the second scalable vector register of the source multi-vector group, encoded as "Zn" times 2 plus 1.
- <Zd4> Is the name of the fourth scalable vector register of the destination multi-vector group, encoded as "Zd" times 4 plus 3.
- <Zn4> Is the name of the fourth scalable vector register of the source multi-vector group, encoded as "Zn" times 4 plus 3.

Operation

```

CheckStreamingSVEEnabled();
constant integer VL = CurrentVL;
constant integer elements = VL DIV 32;
array [0..3] of bits(VL) results;

for r = 0 to nreg-1
    constant bits(VL) operand = Z[n+r, VL];
    for e = 0 to elements-1
        constant bits(32) element = Elem[operand, e, 32];
        Elem[results[r], e, 32] = FPRoundInt(element, FPCR, rounding, exact);

for r = 0 to nreg-1
    Z[d+r, VL] = results[r];

```

Internal version only: aarchmrs v2025-03_rel, pseudocode v2025-03_rel ; Build timestamp: 2025-03-21T17:41

Copyright © 2010-2025 Arm Limited or its affiliates. All rights reserved. This document is Non-Confidential.

FRINTN

Multi-vector floating-point round to integral value, to nearest with ties to even

This instruction rounds each element of the two or four source vectors to the nearest integral floating-point value, with ties rounding to an even value, and places the results in the corresponding elements of the two or four destination vectors.
This instruction follows SME2 floating-point numerical behaviors corresponding to instructions that place their results in one or more SVE Z vectors.
This instruction is unpredicated.

It has encodings from 2 classes: [Two registers](#) and [Four registers](#)

Two registers
(FEAT_SME2)

31	30	29	28	27	26	25	24	23	22	21	20	19	18	17	16	15	14	13	12	11	10	9	8	7	6	5	4	3	2	1	0
1	1	0	0	0	0	0	1	1	0	1	0	1	0	0	0	1	1	1	0	0	0	Zn			0	Zd			0		
size												opc																			

Encoding

FRINTN { <Zd1>.S-<Zd2>.S }, { <Zn1>.S-<Zn2>.S }

Decode for this encoding

```
if !IsFeatureImplemented(FEAT_SME2) then EndOfDecode(Decode_UNDEF);
constant integer n = UInt(Zn:'0');
constant integer d = UInt(Zd:'0');
constant integer nreg = 2;
constant boolean exact = FALSE;
constant FPRounding rounding = FPRounding_TIEEVEN;
```

Four registers
(FEAT_SME2)

31	30	29	28	27	26	25	24	23	22	21	20	19	18	17	16	15	14	13	12	11	10	9	8	7	6	5	4	3	2	1	0
1	1	0	0	0	0	0	1	1	0	1	1	1	0	0	0	1	1	1	0	0	0	Zn			0	0	Zd			0	0
size												opc																			

Encoding

FRINTN { <Zd1>.S-<Zd4>.S }, { <Zn1>.S-<Zn4>.S }

Decode for this encoding

```
if !IsFeatureImplemented(FEAT_SME2) then EndOfDecode(Decode_UNDEF);
constant integer n = UInt(Zn:'00');
constant integer d = UInt(Zd:'00');
constant integer nreg = 4;
constant boolean exact = FALSE;
constant FPRounding rounding = FPRounding_TIEEVEN;
```

Assembler Symbols

- <Zd1>
For the "Two registers" variant: is the name of the first scalable vector register of the destination multi-vector group, encoded as "Zd" times 2.
For the "Four registers" variant: is the name of the first scalable vector register of the destination multi-vector group, encoded as "Zd" times 4.
- <Zd2>
Is the name of the second scalable vector register of the destination multi-vector group, encoded as "Zd" times 2 plus 1.

- <Zn1> For the "Two registers" variant: is the name of the first scalable vector register of the source multi-vector group, encoded as "Zn" times 2.
- For the "Four registers" variant: is the name of the first scalable vector register of the source multi-vector group, encoded as "Zn" times 4.
- <Zn2> Is the name of the second scalable vector register of the source multi-vector group, encoded as "Zn" times 2 plus 1.
- <Zd4> Is the name of the fourth scalable vector register of the destination multi-vector group, encoded as "Zd" times 4 plus 3.
- <Zn4> Is the name of the fourth scalable vector register of the source multi-vector group, encoded as "Zn" times 4 plus 3.

Operation

```

CheckStreamingSVEEnabled();
constant integer VL = CurrentVL;
constant integer elements = VL DIV 32;
array [0..3] of bits(VL) results;

for r = 0 to nreg-1
    constant bits(VL) operand = Z[n+r, VL];
    for e = 0 to elements-1
        constant bits(32) element = Elem[operand, e, 32];
        Elem[results[r], e, 32] = FPRoundInt(element, FPCR, rounding, exact);

for r = 0 to nreg-1
    Z[d+r, VL] = results[r];

```

Internal version only: aarchmrs v2025-03_rel, pseudocode v2025-03_rel ; Build timestamp: 2025-03-21T17:41

Copyright © 2010-2025 Arm Limited or its affiliates. All rights reserved. This document is Non-Confidential.

FRINTP

Multi-vector floating-point round to integral value, toward plus Infinity

This instruction rounds up each element of the two or four source vectors to an integral floating-point value, and places the results in the corresponding elements of the two or four destination vectors.

This instruction follows SME2 floating-point numerical behaviors corresponding to instructions that place their results in one or more SVE Z vectors.

This instruction is unpredicated.

It has encodings from 2 classes: [Two registers](#) and [Four registers](#)

Two registers
(FEAT_SME2)

31	30	29	28	27	26	25	24	23	22	21	20	19	18	17	16	15	14	13	12	11	10	9	8	7	6	5	4	3	2	1	0
1	1	0	0	0	0	0	1	1	0	1	0	1	0	0	1	1	1	1	0	0	0	Zn			0	Zd			0		
size												opc																			

Encoding

FRINTP { <Zd1>.S-<Zd2>.S }, { <Zn1>.S-<Zn2>.S }

Decode for this encoding

```
if !IsFeatureImplemented(FEAT_SME2) then EndOfDecode(Decode_UNDEF);
constant integer n = UInt(Zn:'0');
constant integer d = UInt(Zd:'0');
constant integer nreg = 2;
constant boolean exact = FALSE;
constant FPRounding rounding = FPRounding_POSINF;
```

Four registers
(FEAT_SME2)

31	30	29	28	27	26	25	24	23	22	21	20	19	18	17	16	15	14	13	12	11	10	9	8	7	6	5	4	3	2	1	0
1	1	0	0	0	0	0	1	1	0	1	1	1	0	0	1	1	1	1	0	0	0	Zn			0	0	Zd			0	0
size												opc																			

Encoding

FRINTP { <Zd1>.S-<Zd4>.S }, { <Zn1>.S-<Zn4>.S }

Decode for this encoding

```
if !IsFeatureImplemented(FEAT_SME2) then EndOfDecode(Decode_UNDEF);
constant integer n = UInt(Zn:'00');
constant integer d = UInt(Zd:'00');
constant integer nreg = 4;
constant boolean exact = FALSE;
constant FPRounding rounding = FPRounding_POSINF;
```

Assembler Symbols

- <Zd1>
- For the "Two registers" variant: is the name of the first scalable vector register of the destination multi-vector group, encoded as "Zd" times 2.
- For the "Four registers" variant: is the name of the first scalable vector register of the destination multi-vector group, encoded as "Zd" times 4.
- <Zd2>
- Is the name of the second scalable vector register of the destination multi-vector group, encoded as "Zd" times 2 plus 1.

- <Zn1> For the "Two registers" variant: is the name of the first scalable vector register of the source multi-vector group, encoded as "Zn" times 2.
- For the "Four registers" variant: is the name of the first scalable vector register of the source multi-vector group, encoded as "Zn" times 4.
- <Zn2> Is the name of the second scalable vector register of the source multi-vector group, encoded as "Zn" times 2 plus 1.
- <Zd4> Is the name of the fourth scalable vector register of the destination multi-vector group, encoded as "Zd" times 4 plus 3.
- <Zn4> Is the name of the fourth scalable vector register of the source multi-vector group, encoded as "Zn" times 4 plus 3.

Operation

```

CheckStreamingSVEEnabled();
constant integer VL = CurrentVL;
constant integer elements = VL DIV 32;
array [0..3] of bits(VL) results;

for r = 0 to nreg-1
    constant bits(VL) operand = Z[n+r, VL];
    for e = 0 to elements-1
        constant bits(32) element = Elem[operand, e, 32];
        Elem[results[r], e, 32] = FPRoundInt(element, FPCR, rounding, exact);

for r = 0 to nreg-1
    Z[d+r, VL] = results[r];

```

Internal version only: aarchmrs v2025-03_rel, pseudocode v2025-03_rel ; Build timestamp: 2025-03-21T17:41

Copyright © 2010-2025 Arm Limited or its affiliates. All rights reserved. This document is Non-Confidential.

FSCALE (multiple and single vector)

Multi-vector floating-point adjust exponent by vector

This instruction multiplies the floating-point elements of the two or four first source vectors by 2.0 to the power of the signed integer values in the corresponding elements of the second source vector and destructively places the results in the corresponding elements of the two or four first source vectors.

This instruction follows SME2 floating-point numerical behaviors corresponding to instructions that place their results in one or more SVE Z vectors.

This instruction is unpredicated.

It has encodings from 2 classes: [Two registers](#) and [Four registers](#)

Two registers (FEAT_SME2 && FEAT_FP8)

31	30	29	28	27	26	25	24	23	22	21	20	19	18	17	16	15	14	13	12	11	10	9	8	7	6	5	4	3	2	1	0
1	1	0	0	0	0	0	1	!= 00	1	0	Zm				1	0	1	0	0	0	0	0	1	1	0	0	Zdn			0	
size																op															

Encoding

FSCALE { <Zdn1>.<T>-<Zdn2>.<T> }, { <Zdn1>.<T>-<Zdn2>.<T> }, <Zm>.<T>

Decode for this encoding

```
if !IsFeatureImplemented(FEAT_SME2) || !IsFeatureImplemented(FEAT_FP8) then
    EndOfDecode(Decode_UNDEF);
constant integer esize = 8 << UInt(size);
constant integer dn = UInt(Zdn:'0');
constant integer m = UInt('0':Zm);
constant integer nreg = 2;
```

Four registers (FEAT_SME2 && FEAT_FP8)

31	30	29	28	27	26	25	24	23	22	21	20	19	18	17	16	15	14	13	12	11	10	9	8	7	6	5	4	3	2	1	0
1	1	0	0	0	0	0	1	!= 00	1	0	Zm					1	0	1	0	1	0	0	1	1	0	0	Zdn			0	0
size																op															

Encoding

FSCALE { <Zdn1>.<T>-<Zdn4>.<T> }, { <Zdn1>.<T>-<Zdn4>.<T> }, <Zm>.<T>

Decode for this encoding

```
if !IsFeatureImplemented(FEAT_SME2) || !IsFeatureImplemented(FEAT_FP8) then
    EndOfDecode(Decode_UNDEF);
constant integer esize = 8 << UInt(size);
constant integer dn = UInt(Zdn:'00');
constant integer m = UInt('0':Zm);
constant integer nreg = 4;
```

Assembler Symbols

- <Zdn1>
- For the "Two registers" variant: is the name of the first scalable vector register of the destination and first source multi-vector group, encoded as "Zdn" times 2.
- For the "Four registers" variant: is the name of the first scalable vector register of the destination and first source multi-vector group, encoded as "Zdn" times 4.

<T> Is the size specifier, encoded in “size”:

size	<T>
01	H
10	S
11	D

<Zdn2> Is the name of the second scalable vector register of the destination and first source multi-vector group, encoded as "Zdn" times 2 plus 1.

<Zm> Is the name of the second source scalable vector register Z0-Z15, encoded in the "Zm" field.

<Zdn4> Is the name of the fourth scalable vector register of the destination and first source multi-vector group, encoded as "Zdn" times 4 plus 3.

Operation

```
CheckStreamingSVEEnabled();
constant integer VL = CurrentVL;
constant integer elements = VL DIV esize;
array [0..3] of bits(VL) results;

for r = 0 to nreg-1
    constant bits(VL) operand1 = Z[dn+r, VL];
    constant bits(VL) operand2 = Z[m, VL];
    for e = 0 to elements-1
        constant bits(esize) element1 = Elem[operand1, e, esize];
        constant integer element2 = Sint(Elem[operand2, e, esize]);
        Elem[results[r], e, esize] = FPScale(element1, element2, FPCR);

for r = 0 to nreg-1
    Z[dn+r, VL] = results[r];
```

FSCALE (multiple vectors)

Multi-vector floating-point adjust exponent

This instruction multiplies the floating-point elements of the two or four first source vectors by 2.0 to the power of the signed integer values in the corresponding elements of the two or four second source vectors and destructively places the results in the corresponding elements of the two or four first source vectors.

This instruction follows SME2 floating-point numerical behaviors corresponding to instructions that place their results in one or more SVE Z vectors.

This instruction is unpredicated.

It has encodings from 2 classes: [Two registers](#) and [Four registers](#)

Two registers (FEAT_SME2 && FEAT_FP8)

31	30	29	28	27	26	25	24	23	22	21	20	19	18	17	16	15	14	13	12	11	10	9	8	7	6	5	4	3	2	1	0
1	1	0	0	0	0	0	1	!= 00	1	Zm				0	1	0	1	1	0	0	0	1	1	0	0	Zdn				0	
size												opc												o2							

Encoding

FSCALE { <Zdn1>.<T>-<Zdn2>.<T> }, { <Zdn1>.<T>-<Zdn2>.<T> }, { <Zm1>.<T>-<Zm2>.<T> }

Decode for this encoding

```
if !IsFeatureImplemented(FEAT_SME2) || !IsFeatureImplemented(FEAT_FP8) then
    EndOfDecode(Decode_UNDEF);
constant integer esize = 8 << UInt(size);
constant integer dn = UInt(Zdn:'0');
constant integer m = UInt(Zm:'0');
constant integer nreg = 2;
```

Four registers (FEAT_SME2 && FEAT_FP8)

31	30	29	28	27	26	25	24	23	22	21	20	19	18	17	16	15	14	13	12	11	10	9	8	7	6	5	4	3	2	1	0		
1	1	0	0	0	0	0	1	!= 00	1	Zm				0	0	1	0	1	1	1	0	0	1	1	0	0	0	Zdn				0	0
size												opc												o2									

Encoding

FSCALE { <Zdn1>.<T>-<Zdn4>.<T> }, { <Zdn1>.<T>-<Zdn4>.<T> }, { <Zm1>.<T>-<Zm4>.<T> }

Decode for this encoding

```
if !IsFeatureImplemented(FEAT_SME2) || !IsFeatureImplemented(FEAT_FP8) then
    EndOfDecode(Decode_UNDEF);
constant integer esize = 8 << UInt(size);
constant integer dn = UInt(Zdn:'00');
constant integer m = UInt(Zm:'00');
constant integer nreg = 4;
```

Assembler Symbols

- <Zdn1>
- For the "Two registers" variant: is the name of the first scalable vector register of the destination and first source multi-vector group, encoded as "Zdn" times 2.
- For the "Four registers" variant: is the name of the first scalable vector register of the destination and first source multi-vector group, encoded as "Zdn" times 4.

<T> Is the size specifier, encoded in “size”:

size	<T>
01	H
10	S
11	D

<Zdn2> Is the name of the second scalable vector register of the destination and first source multi-vector group, encoded as "Zdn" times 2 plus 1.

<Zm1> For the "Two registers" variant: is the name of the first scalable vector register of the second source multi-vector group, encoded as "Zm" times 2.

For the "Four registers" variant: is the name of the first scalable vector register of the second source multi-vector group, encoded as "Zm" times 4.

<Zm2> Is the name of the second scalable vector register of the second source multi-vector group, encoded as "Zm" times 2 plus 1.

<Zdn4> Is the name of the fourth scalable vector register of the destination and first source multi-vector group, encoded as "Zdn" times 4 plus 3.

<Zm4> Is the name of the fourth scalable vector register of the second source multi-vector group, encoded as "Zm" times 4 plus 3.

Operation

```
CheckStreamingSVEEnabled();
constant integer VL = CurrentVL;
constant integer elements = VL DIV esize;
array [0..3] of bits(VL) results;

for r = 0 to nreg-1
    constant bits(VL) operand1 = Z[dn+r, VL];
    constant bits(VL) operand2 = Z[m+r, VL];
    for e = 0 to elements-1
        constant bits(esize) element1 = Elem[operand1, e, esize];
        constant integer element2 = SInt(Elem[operand2, e, esize]);
        Elem[results[r], e, esize] = FPScale(element1, element2, FPCR);

for r = 0 to nreg-1
    Z[dn+r, VL] = results[r];
```

Internal version only: aarchmrs v2025-03_rel, pseudocode v2025-03_rel ; Build timestamp: 2025-03-21T17:41

Copyright © 2010-2025 Arm Limited or its affiliates. All rights reserved. This document is Non-Confidential.

FSUB

Floating-point subtract multi-vector from ZA array vector accumulators

This instruction destructively subtracts all elements of the two or four source vectors from the corresponding elements of the ZA single-vector groups. The single-vector group within each half of or each quarter of the ZA array is selected by the sum of the vector select register and offset, modulo half or quarter the number of ZA array vectors.

The vector group symbol, VGx2 or VGx4, indicates that the ZA operand consists of two or four ZA single-vector groups respectively. The vector group symbol is preferred for disassembly, but optional in assembler source code.

This instruction follows SME ZA-targeting floating-point behaviors.

This instruction is unpredicated.

ID_AA64SMFR0_EL1.F64F64 indicates whether the double-precision variant is implemented, and ID_AA64SMFR0_EL1.F16F16 indicates whether the half-precision variant is implemented.

It has encodings from 4 classes: [Two ZA single-vectors](#) , [Two ZA single-vectors of half-precision elements](#) , [Four ZA single-vectors](#) and [Four ZA single-vectors of half-precision elements](#)

Two ZA single-vectors (FEAT_SME2)

31	30	29	28	27	26	25	24	23	22	21	20	19	18	17	16	15	14	13	12	11	10	9	8	7	6	5	4	3	2	1	0
1	1	0	0	0	0	0	1	1	sz	1	0	0	0	0	0	0	Rv	1	1	1	Zm			0	0	1	off3				
S																															

Encoding

FSUB ZA.<T>[<Wv>, <offs>{, VGx2}], { <Zm1>.<T>-<Zm2>.<T> }

Decode for this encoding

```
if !IsFeatureImplemented(FEAT_SME2) then EndOfDecode(Decode_UNDEF);
if sz == '1' && !IsFeatureImplemented(FEAT_SME_F64F64) then EndOfDecode(Decode_UNDEF);
constant integer v = UInt('010':Rv);
constant integer esize = 32 << UInt(sz);
constant integer m = UInt(Zm:'0');
constant integer offset = UInt(off3);
constant integer nreg = 2;
```

Two ZA single-vectors of half-precision elements (FEAT_SME_F16F16 || FEAT_SME_F8F16)

31	30	29	28	27	26	25	24	23	22	21	20	19	18	17	16	15	14	13	12	11	10	9	8	7	6	5	4	3	2	1	0
1	1	0	0	0	0	0	1	1	0	1	0	0	1	0	0	0	Rv	1	1	1	Zm			0	0	1	off3				
SZ																			S												

Encoding

FSUB ZA.H[<Wv>, <offs>{, VGx2}], { <Zm1>.H-<Zm2>.H }

Decode for this encoding

```
if !IsFeatureImplemented(FEAT_SME_F16F16) && !IsFeatureImplemented(FEAT_SME_F8F16) then
    EndOfDecode(Decode_UNDEF);
constant integer v = UInt('010':Rv);
constant integer esize = 16;
constant integer m = UInt(Zm:'0');
constant integer offset = UInt(off3);
constant integer nreg = 2;
```

Four ZA single-vectors
(FEAT_SME2)

31	30	29	28	27	26	25	24	23	22	21	20	19	18	17	16	15	14	13	12	11	10	9	8	7	6	5	4	3	2	1	0
1	1	0	0	0	0	0	1	1	sz	1	0	0	0	0	1	0	Rv	1	1	1		Zm		0	0	0	1		off3		
																														S	

Encoding

```
FSUB ZA.<T>[<Wv>, <offs>{, VGx4}], { <Zm1>.<T>-<Zm4>.<T> }
```

Decode for this encoding

```
if !IsFeatureImplemented(FEAT_SME2) then EndOfDecode(Decode_UNDEF);
if sz == '1' && !IsFeatureImplemented(FEAT_SME_F64F64) then EndOfDecode(Decode_UNDEF);
constant integer v = UInt('010':Rv);
constant integer esize = 32 << UInt(sz);
constant integer m = UInt(Zm:'00');
constant integer offset = UInt(off3);
constant integer nreg = 4;
```

Four ZA single-vectors of half-precision elements
(FEAT_SME_F16F16 || FEAT_SME_F8F16)

31	30	29	28	27	26	25	24	23	22	21	20	19	18	17	16	15	14	13	12	11	10	9	8	7	6	5	4	3	2	1	0
1	1	0	0	0	0	0	1	1	0	1	0	0	1	0	1	0	Rv	1	1	1		Zm		0	0	0	1		off3		
SZ																S															

Encoding

```
FSUB ZA.H[<Wv>, <offs>{, VGx4}], { <Zm1>.H-<Zm4>.H }
```

Decode for this encoding

```
if !IsFeatureImplemented(FEAT_SME_F16F16) && !IsFeatureImplemented(FEAT_SME_F8F16) then
    EndOfDecode(Decode_UNDEF);
constant integer v = UInt('010':Rv);
constant integer esize = 16;
constant integer m = UInt(Zm:'00');
constant integer offset = UInt(off3);
constant integer nreg = 4;
```

Assembler Symbols

- <T>

Is the size specifier, encoded in “sz”:

sz	<T>
0	S
1	D
- <Wv>

Is the 32-bit name of the vector select register W8-W11, encoded in the "Rv" field.
- <offs>

Is the vector select offset, in the range 0 to 7, encoded in the "off3" field.
- <Zm1>

For the "Two ZA single-vectors of half-precision elements" and "Two ZA single-vectors" variants: is the name of the first scalable vector register of the source multi-vector group, encoded as "Zm" times 2.

For the "Four ZA single-vectors of half-precision elements" and "Four ZA single-vectors" variants: is the name of the first scalable vector register of the source multi-vector group, encoded as "Zm" times 4.
- <Zm2>

Is the name of the second scalable vector register of the source multi-vector group, encoded as "Zm" times 2 plus 1.
- <Zm4>

Is the name of the fourth scalable vector register of the source multi-vector group, encoded as "Zm" times 4 plus 3.

Operation

```
CheckStreamingSVEAndZAAEnabled();
constant integer VL = CurrentVL;
constant integer elements = VL DIV esize;
constant integer vectors = VL DIV 8;
constant integer vstride = vectors DIV nreg;
constant bits(32) vbase = X[v, 32];
integer vec = (UInt(vbase) + offset) MOD vstride;
bits(VL) result;

for r = 0 to nreg-1
  constant bits(VL) operand1 = ZAvector[vec, VL];
  constant bits(VL) operand2 = Z[m+r, VL];
  for e = 0 to elements-1
    constant bits(esize) element1 = Elem[operand1, e, esize];
    constant bits(esize) element2 = Elem[operand2, e, esize];
    Elem[result, e, esize] = FPSub\_ZA(element1, element2, FPCR);
  ZAvector[vec, VL] = result;
  vec = vec + vstride;
```

Internal version only: aarchmrs v2025-03_rel, pseudocode v2025-03_rel ; Build timestamp: 2025-03-21T17:41

Copyright © 2010-2025 Arm Limited or its affiliates. All rights reserved. This document is Non-Confidential.

FTMOPA (non-widening)

Floating-point sparse outer product, accumulating

This instruction generates floating-point outer product by multiplying the 1-in-2 selected elements from the dense sub-matrices in the two first source vectors with the corresponding elements of the compressed sparse sub-matrix in the second source vector and accumulates the results to the destination ZA tile elements.

In case of the half-precision variant, the outer product is generated by multiplying the selected 1-in-2 half-precision value from each overlapping 16-bit containers of the two $SVL_H \times 1$ sub-matrices in the first source vectors by the half-precision value from the corresponding 16-bit container of the compressed $1 \times SVL_H$ sub-matrix in the second source vector. In case of the single-precision variant, the outer product is generated by multiplying the selected 1-in-2 single-precision value from each overlapping 32-bit containers of the two $SVL_S \times 1$ sub-matrices in the first source vectors by the single-precision value from the corresponding 32-bit container of the compressed $1 \times SVL_S$ sub-matrix in the second source vector.

The 1-in-2 floating-point value in the first source vectors is selected by 2-bit controls in the indexed segment of the control vector register. If the control bit corresponding to an element in the first source vectors is 0, the element is discarded and does not contribute to the result. If both bits of the 2-bit control corresponding to the elements of the first source vectors are 1, only the element corresponding to the least significant bit is selected.

The instruction multiplies the selected elements of sub-matrices of floating-point values held in the first source vectors by the corresponding elements of sub-matrix of floating-point values in the second source vector. The resulting outer product, $SVL_H \times SVL_H$ in case of the half-precision variant or $SVL_S \times SVL_S$ in case of the single-precision variant, is then destructively added to the destination tile. This is equivalent to performing a single multiply-accumulate to each of the destination tile elements.

This instruction follows SME ZA-targeting floating-point behaviors.

This instruction is unpredicated.

It has encodings from 2 classes: [Half-precision](#) and [Single-precision](#)

Half-precision

(FEAT_SME_TMOP && FEAT_SME_F16F16)

31	30	29	28	27	26	25	24	23	22	21	20	19	18	17	16	15	14	13	12	11	10	9	8	7	6	5	4	3	2	1	0
1	0	0	0	0	0	0	1	0	1	0	Zm				0	0	0	K	Zk	Zn			i2	1	0	0	ZAda				

Encoding

FTMOPA <ZAda>.H, { <Zn1>.H-<Zn2>.H }, <Zm>.H, <Zk>[<index>]

Decode for this encoding

```
if !IsFeatureImplemented(FEAT_SME_TMOP) || !IsFeatureImplemented(FEAT_SME_F16F16) then
    EndOfDecode(Decode_UNDEF);
constant integer n = UInt(Zn:'0');
constant integer m = UInt(Zm);
constant integer k = UInt('1':K:'1':Zk);
constant integer index = UInt(i2);
constant integer da = UInt(ZAda);
constant integer esize = 16;
```

Single-precision

(FEAT_SME_TMOP)

31	30	29	28	27	26	25	24	23	22	21	20	19	18	17	16	15	14	13	12	11	10	9	8	7	6	5	4	3	2	1	0
1	0	0	0	0	0	0	0	0	1	0	Zm					0	0	0	K	Zk	Zn			i2	0	0	ZAda				

Encoding

FTMOPA <ZAda>.S, { <Zn1>.S-<Zn2>.S }, <Zm>.S, <Zk>[<index>]

Decode for this encoding

```
if !IsFeatureImplemented(FEAT_SME_TMOP) then EndOfDecode(Decode_UNDEF);
constant integer n = UInt(Zn:'0');
constant integer m = UInt(Zm);
constant integer k = UInt('1':K:'1':Zk);
constant integer index = UInt(i2);
constant integer da = UInt(ZAda);
constant integer esize = 32;
```

Assembler Symbols

<ZAda>	For the "Half-precision" variant: is the name of the ZA tile ZA0-ZA1, encoded in the "ZAda" field. For the "Single-precision" variant: is the name of the ZA tile ZA0-ZA3, encoded in the "ZAda" field.
<Zn1>	Is the name of the first scalable vector register of the first source multi-vector group, encoded as "Zn" times 2.
<Zn2>	Is the name of the second scalable vector register of the first source multi-vector group, encoded as "Zn" times 2 plus 1.
<Zm>	Is the name of the second source scalable vector register, encoded in the "Zm" field.
<Zk>	Is the name of the control vector register Z20-Z23 or Z28-Z31, encoded in the "K:Zk" fields.
<index>	Is the control segment index, in the range 0 to 3, encoded in the "i2" field.

Operation

```
CheckStreamingSVEAndZAEEnabled();
constant integer VL = CurrentVL;
constant integer dim = VL DIV esize;
constant integer csize = (VL * 2) DIV esize;
constant bits(VL) op2 = Z[m, VL];
constant bits(VL) op3 = Z[k, VL];
constant bits(csize) ctrl = Elem[op3, index, csize];
constant bits(dim*dim*esize) op4 = ZAtile[da, esize, dim*dim*esize];
bits(dim*dim*esize) result;

for row = 0 to dim-1
  for col = 0 to dim-1
    integer i = 0;
    bits(esize) elem1 = FPZero('0', esize);
    for r = 0 to 1
      constant bits(VL) op1 = Z[n+r, VL];
      if i < 1 && Elem[ctrl, 2*col + r, 1] == '1' then
        elem1 = Elem[op1, row, esize];
        i = i + 1;
      constant bits(esize) elem2 = Elem[op2, col, esize];
      constant bits(esize) sum = Elem[op4, row*dim+col, esize];
      Elem[result, row*dim+col, esize] = FPMulAdd_ZA(sum, elem1, elem2, FPCR);
    ZAtile[da, esize, dim*dim*esize] = result;
```

Internal version only: aarchmrs v2025-03_rel, pseudocode v2025-03_rel ; Build timestamp: 2025-03-21T17:41

Copyright © 2010-2025 Arm Limited or its affiliates. All rights reserved. This document is Non-Confidential.

FTMOPA (widening, 2-way, FP16 to FP32)

Half-precision sparse sum of two outer products, accumulating

This instruction generates half-precision sum of outer products by multiplying the 2-in-4 selected elements from the dense sub-matrices in the two first source vectors with the corresponding elements of the compressed sparse sub-matrix in the second source vector and accumulates the results to the corresponding elements of a 32-bit element ZA tile.

The sum of outer products is generated by multiplying the selected 2-in-4 half-precision values from each overlapping 32-bit containers of the two SVLs×2 sub-matrices in the first source vectors by the two half-precision values from the corresponding 32-bit container of the 2×SVLs sub-matrix in the second source vector. The two selected elements from each overlapping 32-bit containers of the first source vectors correspond to 2-in-4 elements of rows of two SVLs×2 sub-matrices. Each 32-bit container of the second source vector holds 2 elements of columns of a compressed 2×SVLs sub-matrix.

The 2-in-4 half-precision values from overlapping 32-bit containers of the first source vectors are selected by 4-bit controls in the indexed segment of the control vector register. If the control bit corresponding to an element in the first source vectors is 0, the element is discarded and does not contribute to the sum of products result. If more than two bits of the 4-bit control corresponding to 32-bit containers of the first source vectors are 1, only the elements corresponding to the least two significant bits are selected.

The instruction widens the selected elements of sub-matrices of half-precision values held in the first source vectors to single-precision values and multiplies them by the corresponding widened elements of sub-matrix of half-precision values in the second source vector to single-precision values. The resulting SVLs×SVLs single-precision sum of outer products is then destructively added to the single-precision destination tile. This is equivalent to performing a 2-way dot product and accumulate to each of the destination tile elements.

This instruction follows SME ZA-targeting floating-point behaviors.

This instruction is unpredicated.

SME2 (FEAT_SME_TMOP)

31	30	29	28	27	26	25	24	23	22	21	20	19	18	17	16	15	14	13	12	11	10	9	8	7	6	5	4	3	2	1	0
1	0	0	0	0	0	0	1	0	1	1	Zm				0	0	0	K	Zk	Zn			i2		0	0	ZAda				

Encoding

FTMOPA <ZAda>.S, { <Zn1>.H-<Zn2>.H }, <Zm>.H, <Zk>[<index>]

Decode for this encoding

```
if !IsFeatureImplemented(FEAT_SME_TMOP) then EndOfDecode(Decode_UNDEF);
constant integer n = UInt(Zn:'0');
constant integer m = UInt(Zm);
constant integer k = UInt('1':K:'1':Zk);
constant integer index = UInt(i2);
constant integer da = UInt(ZAda);
```

Assembler Symbols

- <ZAda> Is the name of the ZA tile ZA0-ZA3, encoded in the "ZAda" field.
- <Zn1> Is the name of the first scalable vector register of the first source multi-vector group, encoded as "Zn" times 2.
- <Zn2> Is the name of the second scalable vector register of the first source multi-vector group, encoded as "Zn" times 2 plus 1.
- <Zm> Is the name of the second source scalable vector register, encoded in the "Zm" field.
- <Zk> Is the name of the control vector register Z20-Z23 or Z28-Z31, encoded in the "K:Zk" fields.
- <index> Is the control segment index, in the range 0 to 3, encoded in the "i2" field.

Operation

```
CheckStreamingSVEAndZAAEnabled();
constant integer VL = CurrentVL;
constant integer dim = VL DIV 32;
constant integer csize = VL DIV 8;
constant bits(VL) op2 = Z[m, VL];
constant bits(VL) op3 = Z[k, VL];
constant bits(csize) ctrl = Elem[op3, index, csize];
constant bits(dim*dim*32) op4 = ZAtile[da, 32, dim*dim*32];
bits(dim*dim*32) result;

for row = 0 to dim-1
  for col = 0 to dim-1
    integer i = 0;
    array [0..1] of bits(16) erow;
    erow[0] = FPZero('0', 16);
    erow[1] = FPZero('0', 16);
    for r = 0 to 1
      constant bits(VL) op1 = Z[n+r, VL];
      for e = 0 to 1
        if i < 2 && Elem[ctrl, 4*col + 2*r + e, 1] == '1' then
          erow[i] = Elem[op1, 2*row + e, 16];
          i = i + 1;
    array [0..1] of bits(16) ecol;
    ecol[0] = Elem[op2, 2*col + 0, 16];
    ecol[1] = Elem[op2, 2*col + 1, 16];
    constant bits(32) sum = Elem[op4, row*dim+col, 32];
    Elem[result, row*dim+col, 32] = FPDotAdd\_ZA(sum, erow[0], erow[1],
                                              ecol[0], ecol[1], FPCR);
ZAtile[da, 32, dim*dim*32] = result;
```

Internal version only: aarchmrs v2025-03_rel, pseudocode v2025-03_rel ; Build timestamp: 2025-03-21T17:41

Copyright © 2010-2025 Arm Limited or its affiliates. All rights reserved. This document is Non-Confidential.

FTMOPA (widening, 2-way, FP8 to FP16)

8-bit floating-point sparse sum of two outer products, accumulating

This instruction generates 8-bit floating-point sum of outer products by multiplying the 2-in-4 selected elements from the dense sub-matrices in the two first source vectors with the corresponding elements of the compressed sparse sub-matrix in the second source vector and accumulates the results to the corresponding elements of a 16-bit element ZA tile.

The sum of outer products is generated by multiplying the selected 2-in-4 8-bit floating-point values from each overlapping 16-bit containers of the two SVL_H×2 sub-matrices in the first source vectors by the two 8-bit floating point values from the corresponding 16-bit container of the 2×SVL_H sub-matrix in the second source vector. The two selected elements from each overlapping 16-bit containers of the first source vectors correspond to 2-in-4 elements of rows of two SVL_H×2 sub-matrices. Each 16-bit container of the second source vector holds 2 elements of columns of a compressed 2×SVL_H sub-matrix.

The 2-in-4 8-bit floating values from overlapping 16-bit containers of the first source vectors are selected by 4-bit control in the indexed segment of the control vector register. If the control bit corresponding to an element in the first source vectors is 0, the element is discarded and does not contribute to the sum of products result. If more than two bits of the 4-bit control corresponding to 16-bit containers of the first source vectors are 1, only the elements corresponding to the least two significant bits are selected.

The instruction widens the selected elements of sub-matrices of 8-bit floating-point values held in the first source vectors to half-precision values and multiplies them by the corresponding widened elements of sub-matrix of 8-bit floating-point values in the second source vector to half-precision values. The resulting SVL_H×SVL_H half-precision sum of outer products is scaled by $2^{-\text{UInt}(\text{FPMR.LSCALE}[3:0])}$, before being destructively added to the half-precision destination tile. This is equivalent to performing a downscaled 2-way dot product and accumulate to each of the destination tile elements.

The 8-bit floating-point encoding format for the elements of the first source vector and the second source vector is selected by FPMR.F8S1 and FPMR.F8S2 respectively.

This instruction is unpredicated.

SME2 (FEAT_SME_TMOP && FEAT_SME_F8F16)

31	30	29	28	27	26	25	24	23	22	21	20	19	18	17	16	15	14	13	12	11	10	9	8	7	6	5	4	3	2	1	0
1	0	0	0	0	0	0	0	0	1	1	Zm			0	0	0	K	Zk	Zn			i2	1	0	0	ZAda					

Encoding

FTMOPA <ZAda>.H, { <Zn1>.B-<Zn2>.B }, <Zm>.B, <Zk>[<index>]

Decode for this encoding

```
if !IsFeatureImplemented(FEAT_SME_TMOP) || !IsFeatureImplemented(FEAT_SME_F8F16) then
    EndOfDecode(Decode_UNDEF);
constant integer n = UInt(Zn:'0');
constant integer m = UInt(Zm);
constant integer k = UInt('1':K:'1':Zk);
constant integer index = UInt(i2);
constant integer da = UInt(ZAda);
```

Assembler Symbols

- <ZAda> Is the name of the ZA tile ZA0-ZA1, encoded in the "ZAda" field.
- <Zn1> Is the name of the first scalable vector register of the first source multi-vector group, encoded as "Zn" times 2.
- <Zn2> Is the name of the second scalable vector register of the first source multi-vector group, encoded as "Zn" times 2 plus 1.
- <Zm> Is the name of the second source scalable vector register, encoded in the "Zm" field.
- <Zk> Is the name of the control vector register Z20-Z23 or Z28-Z31, encoded in the "K:Zk" fields.
- <index> Is the control segment index, in the range 0 to 3, encoded in the "i2" field.

Operation

```
CheckFPMREnabled();
CheckStreamingSVEAndZAEEnabled();
constant integer VL = CurrentVL;
constant integer dim = VL DIV 16;
constant integer csize = VL DIV 4;
constant bits(VL) op2 = Z[m, VL];
constant bits(VL) op3 = Z[k, VL];
constant bits(csize) ctrl = Elem[op3, index, csize];
constant bits(dim*dim*16) op4 = ZAtile[da, 16, dim*dim*16];
bits(dim*dim*16) result;

for row = 0 to dim-1
  for col = 0 to dim-1
    integer i = 0;
    bits(16) rowop = Zeros(16);
    bits(16) colop = Zeros(16);
    for r = 0 to 1
      constant bits(VL) op1 = Z[n+r, VL];
      for e = 0 to 1
        if i < 2 && Elem[ctrl, 4*col + 2*r + e, 1] == '1' then
          Elem[rowop, i, 8] = Elem[op1, 2*row + e, 8];
          i = i + 1;
    for j = 0 to 1
      Elem[colop, j, 8] = Elem[op2, 2*col + j, 8];
    constant bits(16) sum = Elem[op4, row*dim+col, 16];
    Elem[result, row*dim+col, 16] = FP8DotAddFP(sum, rowop, colop, FPCR, FPMR);
  ZAtile[da, 16, dim*dim*16] = result;
```

Internal version only: aarchmrs v2025-03_rel, pseudocode v2025-03_rel ; Build timestamp: 2025-03-21T17:41

Copyright © 2010-2025 Arm Limited or its affiliates. All rights reserved. This document is Non-Confidential.

FTMOPA (widening, 4-way)

8-bit floating-point sparse sum of four outer products, accumulating

This instruction generates 8-bit floating-point sum of outer products by multiplying the 2-in-4 selected elements from the dense sub-matrices in the two first source vectors with the corresponding elements of the compressed sparse sub-matrix in the second source vector and accumulates the results to the corresponding elements of a 32-bit element ZA tile.

The sum of outer products is generated by multiplying the selected two sets of 2-in-4 8-bit floating-point values from each overlapping 32-bit containers of the two SVLs×4 sub-matrices in the first source vectors by the four 8-bit floating-point values from the corresponding 32-bit container of the 4×SVLs sub-matrix in the second source vector. The four selected elements from the overlapping 32-bit containers of the first source vectors correspond to two sets of 2-in-4 elements of rows of two SVLs×4 sub-matrices. Each 32-bit container of the second source vector holds 4 elements of columns of a compressed 4×SVLs sub-matrix.

The two sets of 2-in-4 8-bit floating values from overlapping 32-bit containers of the first source vectors are selected by pairs of 4-bit controls in the indexed segment of the control vector register. If the control bit corresponding to an element in the first source vectors is 0, the element is discarded and does not contribute to the sum of products result. If more than two bits of the 4-bit control corresponding to each 32-bit container of the first source vectors are 1, only the elements corresponding to the least two significant bits are selected.

The instruction widens the selected elements of sub-matrices of 8-bit floating-point values held in the first source vectors to single-precision values and multiplies them by the corresponding widened elements of sub-matrix of 8-bit floating-point values in the second source vector to single-precision values. The resulting SVLs×SVLs single-precision sum of outer products is scaled by $2^{-\text{UInt}(\text{FPMR.LSCALE})}$, before being destructively added to the single-precision destination tile. This is equivalent to performing a downscaled 4-way dot product and accumulate to each of the destination tile elements.

The 8-bit floating-point encoding format for the elements of the first source vector and the second source vector is selected by FPMR.F8S1 and FPMR.F8S2 respectively.

This instruction is unpredicated.

SME2
(FEAT_SME_TMOP && FEAT_SME_F8F32)

Table with 32 columns (31 to 0) and 1 row. Fields include Zm, K, Zk, Zn, i2, and ZAda.

Encoding

FTMOPA <ZAda>.S, { <Zn1>.B-<Zn2>.B }, <Zm>.B, <Zk>[<index>]

Decode for this encoding

```
if !IsFeatureImplemented(FEAT_SME_TMOP) || !IsFeatureImplemented(FEAT_SME_F8F32) then
  EndOfDecode(Decode_UNDEF);
constant integer n = UInt(Zn:'0');
constant integer m = UInt(Zm);
constant integer k = UInt('1':K:'1':Zk);
constant integer index = UInt(i2);
constant integer da = UInt(ZAda);
```

Assembler Symbols

- <ZAda> Is the name of the ZA tile ZA0-ZA3, encoded in the "ZAda" field.
- <Zn1> Is the name of the first scalable vector register of the first source multi-vector group, encoded as "Zn" times 2.
- <Zn2> Is the name of the second scalable vector register of the first source multi-vector group, encoded as "Zn" times 2 plus 1.
- <Zm> Is the name of the second source scalable vector register, encoded in the "Zm" field.
- <Zk> Is the name of the control vector register Z20-Z23 or Z28-Z31, encoded in the "K:Zk" fields.
- <index> Is the control segment index, in the range 0 to 3, encoded in the "i2" field.

Operation

```
CheckFPMREnabled();
CheckStreamingSVEAndZAEEnabled();
constant integer VL = CurrentVL;
constant integer dim = VL DIV 32;
constant integer csize = VL DIV 4;
constant bits(VL) op2 = Z[m, VL];
constant bits(VL) op3 = Z[k, VL];
constant bits(csize) ctrl = Elem[op3, index, csize];
constant bits(dim*dim*32) op4 = ZAtile[da, 32, dim*dim*32];
bits(dim*dim*32) result;

for row = 0 to dim-1
  for col = 0 to dim-1
    bits(32) rowop = Zeros(32);
    bits(32) colop = Zeros(32);
    for r = 0 to 1
      constant bits(VL) op1 = Z[n+r, VL];
      integer i = 0;
      for e = 0 to 3
        if i < 2 && Elem[ctrl, 8*col + 4*r + e, 1] == '1' then
          Elem[rowop, 2*r + i, 8] = Elem[op1, 4*row + e, 8];
          i = i + 1;
      for j = 0 to 3
        Elem[colop, j, 8] = Elem[op2, 4*col + j, 8];
      constant bits(32) sum = Elem[op4, row*dim+col, 32];
      Elem[result, row*dim+col, 32] = FP8DotAddFP(sum, rowop, colop, FPCR, FPMR);
    ZAtile[da, 32, dim*dim*32] = result;
```

Internal version only: aarchmrs v2025-03_rel, pseudocode v2025-03_rel ; Build timestamp: 2025-03-21T17:41

Copyright © 2010-2025 Arm Limited or its affiliates. All rights reserved. This document is Non-Confidential.

FVDOT (FP16 to FP32)

Multi-vector half-precision vertical dot-product by indexed element

This instruction computes the fused sum-of-products of each vertical pair of half-precision values in the corresponding elements of the two first source vectors with the pair of half-precision values in the indexed 32-bit group of the corresponding 128-bit segment of the second source vector, without intermediate rounding. The single-precision sum-of-products are destructively added to the corresponding single-precision elements of the two ZA single-vector groups.

The half-precision pairs within the second source vector are specified using an immediate index which selects the same pair position within each 128-bit vector segment. The element index range is from 0 to 3.

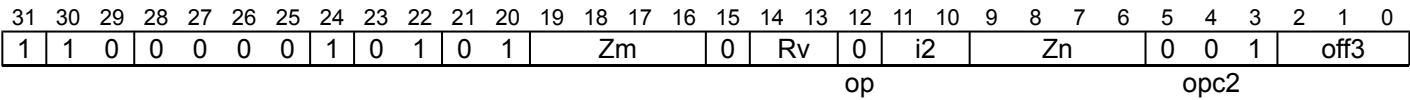
The single-vector group within each half of the ZA array is selected by the sum of the vector select register and offset, modulo half the number of ZA array vectors.

The vector group symbol VGx2 indicates that the ZA operand consists of two ZA single-vector groups. The vector group symbol is preferred for disassembly, but optional in assembler source code.

This instruction follows SME ZA-targeting floating-point behaviors.

This instruction is unpredicated.

SME2 (FEAT_SME2)



Encoding

FVDOT ZA.S[<Wv>, <offs>{, VGx2}], { <Zn1>.H-<Zn2>.H }, <Zm>.H[<index>]

Decode for this encoding

```
if !IsFeatureImplemented(FEAT_SME2) then EndOfDecode(Decode_UNDEF);
constant integer v = UInt('010':Rv);
constant integer n = UInt(Zn:'0');
constant integer m = UInt('0':Zm);
constant integer offset = UInt(off3);
constant integer index = UInt(i2);
```

Assembler Symbols

- <Wv> Is the 32-bit name of the vector select register W8-W11, encoded in the "Rv" field.
- <offs> Is the vector select offset, in the range 0 to 7, encoded in the "off3" field.
- <Zn1> Is the name of the first scalable vector register of the first source multi-vector group, encoded as "Zn" times 2.
- <Zn2> Is the name of the second scalable vector register of the first source multi-vector group, encoded as "Zn" times 2 plus 1.
- <Zm> Is the name of the second source scalable vector register Z0-Z15, encoded in the "Zm" field.
- <index> Is the immediate index of a group of two 16-bit elements within each 128-bit vector segment, in the range 0 to 3, encoded in the "i2" field.

Operation

```
CheckStreamingSVEAndZAAEnabled();
constant integer VL = CurrentVL;
constant integer elements = VL DIV 32;
constant integer vectors = VL DIV 8;
constant integer vstride = vectors DIV 2;
constant integer eltspersegment = 128 DIV 32;
constant bits(32) vbase = X[v, 32];
integer vec = (UInt(vbase) + offset) MOD vstride;
bits(VL) result;

for r = 0 to 1
    constant bits(VL) operand1a = Z[n, VL];
    constant bits(VL) operand1b = Z[n+1, VL];
    constant bits(VL) operand2 = Z[m, VL];
    constant bits(VL) operand3 = ZAVector[vec, VL];
    for e = 0 to elements-1
        constant integer segmentbase = e - (e MOD eltspersegment);
        constant integer s = segmentbase + index;
        constant bits(16) elt1_a = Elem[operand1a, 2 * e + r, 16];
        constant bits(16) elt1_b = Elem[operand1b, 2 * e + r, 16];
        constant bits(16) elt2_a = Elem[operand2, 2 * s + 0, 16];
        constant bits(16) elt2_b = Elem[operand2, 2 * s + 1, 16];
        bits(32) sum = Elem[operand3, e, 32];
        sum = FPDotAdd ZA(sum, elt1_a, elt1_b, elt2_a, elt2_b, FPCR);
        Elem[result, e, 32] = sum;
    ZAVector[vec, VL] = result;
    vec = vec + vstride;
```

Internal version only: aarchmrs v2025-03_rel, pseudocode v2025-03_rel ; Build timestamp: 2025-03-21T17:41

Copyright © 2010-2025 Arm Limited or its affiliates. All rights reserved. This document is Non-Confidential.

FVDOT (FP8 to FP16)

Multi-vector 8-bit floating-point vertical dot-product by indexed element to half-precision

This instruction computes the fused sum-of-products of each vertical group of two 8-bit floating-point values held in the corresponding elements of the two first source vectors with horizontal group of two 8-bit floating-point values in the indexed 16-bit group of the corresponding 128-bit segment of the second source vector. The half-precision sum-of-products are scaled by $2^{-\text{UInt}(\text{FPMR.LSCALE}[3:0])}$, before being destructively added without intermediate rounding to the corresponding half-precision elements of the two ZA single-vector groups. The 8-bit floating-point encoding format for the elements of the first source vector and the second source vector is selected by FPMR.F8S1 and FPMR.F8S2 respectively.

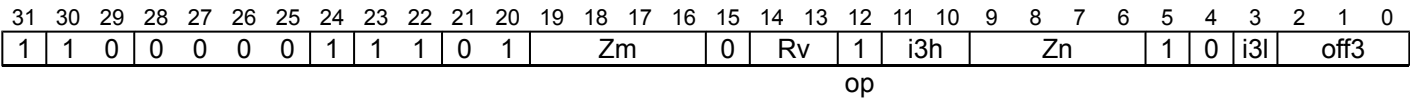
The 8-bit floating-point pairs within the second source vector are specified using an immediate index which selects the same pair position within each 128-bit vector segment.

The single-vector group within each half of the ZA array is selected by the sum of the vector select register and offset, modulo half the number of ZA array vectors.

The vector group symbol VGx2 indicates that the ZA operand consists of two ZA single-vector groups. The vector group symbol is preferred for disassembly, but optional in assembler source code.

This instruction is unpredicated.

SME2
(FEAT_SME_F8F16)



Encoding

FVDOT ZA.H[<Wv>, <offs>{, VGx2}], { <Zn1>.B-<Zn2>.B }, <Zm>.B[<index>]

Decode for this encoding

```
if !IsFeatureImplemented(FEAT_SME_F8F16) then EndOfDecode(Decode_UNDEF);
constant integer v = UInt('010':Rv);
constant integer n = UInt(Zn:'0');
constant integer m = UInt('0':Zm);
constant integer offset = UInt(off3);
constant integer index = UInt(i3h:i3l);
```

Assembler Symbols

- <Wv> Is the 32-bit name of the vector select register W8-W11, encoded in the "Rv" field.
- <offs> Is the vector select offset, in the range 0 to 7, encoded in the "off3" field.
- <Zn1> Is the name of the first scalable vector register of the first source multi-vector group, encoded as "Zn" times 2.
- <Zn2> Is the name of the second scalable vector register of the first source multi-vector group, encoded as "Zn" times 2 plus 1.
- <Zm> Is the name of the second source scalable vector register Z0-Z15, encoded in the "Zm" field.
- <index> Is the immediate index of a group of two 8-bit elements within each 128-bit vector segment, in the range 0 to 7, encoded in the "i3h:i3l" fields.

Operation

```
CheckFPMREnabled();
CheckStreamingSVEAndZAEEnabled();
constant integer VL = CurrentVL;
constant integer elements = VL DIV 16;
constant integer vectors = VL DIV 8;
constant integer vstride = vectors DIV 2;
constant integer eltsperssegment = 128 DIV 16;
constant bits(32) vbase = X[v, 32];
integer vec = (UInt(vbase) + offset) MOD vstride;
bits(VL) result;

for r = 0 to 1
    constant bits(VL) operand1a = Z[n+0, VL];
    constant bits(VL) operand1b = Z[n+1, VL];
    constant bits(VL) operand2 = Z[m, VL];
    constant bits(VL) operand3 = ZAvector[vec, VL];
    for e = 0 to elements-1
        bits(16) op1;
        Elem[op1, 0, 8] = Elem[operand1a, 2 * e + r, 8];
        Elem[op1, 1, 8] = Elem[operand1b, 2 * e + r, 8];
        constant integer segmentbase = e - (e MOD eltsperssegment);
        constant integer s = segmentbase + index;
        constant bits(16) op2 = Elem[operand2, s, 16];
        bits(16) sum = Elem[operand3, e, 16];
        sum = FP8DotAddFP(sum, op1, op2, FPCR, FPMR);
        Elem[result, e, 16] = sum;

    ZAvector[vec, VL] = result;
    vec = vec + vstride;
```

Internal version only: aarchmrs v2025-03_rel, pseudocode v2025-03_rel ; Build timestamp: 2025-03-21T17:41

Copyright © 2010-2025 Arm Limited or its affiliates. All rights reserved. This document is Non-Confidential.

FVDOTB

Multi-vector 8-bit floating-point vertical dot-product by indexed element to single-precision (bottom)

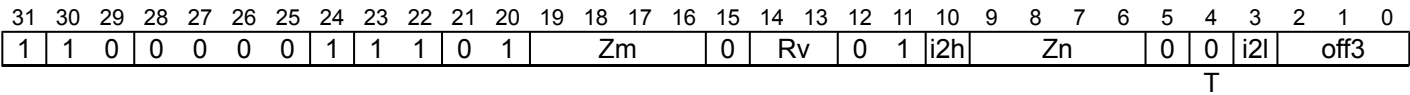
This instruction computes the fused sum-of-products of each vertical group of two 8-bit floating-point values held in the corresponding elements of the two first source vectors with the lower-numbered horizontal group of two 8-bit floating-point values in the indexed 32-bit group of the corresponding 128-bit segment of the second source vector. The single-precision sum-of-products are scaled by $2^{-\text{UInt}(\text{FPMR.LSCALE})}$, before being destructively added without intermediate rounding to the corresponding single-precision elements of the four ZA single-vector groups. The 8-bit floating-point encoding format for the elements of the first source vector and the second source vector is selected by FPMR.F8S1 and FPMR.F8S2 respectively. The 8-bit floating-point groups within the second source vector are specified using an immediate index which selects the same group position within each 128-bit vector segment.

The single-vector group within each quarter of the ZA array is selected by the sum of the vector select register and offset, modulo quarter the number of ZA array vectors.

The vector group symbol VGx4 indicates that the ZA operand consists of four ZA single-vector groups.

This instruction is unpredicated.

SME2
(FEAT_SME_F8F32)



Encoding

FVDOTB ZA.S[<Wv>, <offs>, VGx4], { <Zn1>.B-<Zn2>.B }, <Zm>.B[<index>]

Decode for this encoding

```
if !IsFeatureImplemented(FEAT_SME_F8F32) then EndOfDecode(Decode_UNDEF);
constant integer v = UInt('010':Rv);
constant integer n = UInt(Zn:'0');
constant integer m = UInt('0':Zm);
constant integer offset = UInt(off3);
constant integer index = UInt(i2h:i2l);
```

Assembler Symbols

- <Wv> Is the 32-bit name of the vector select register W8-W11, encoded in the "Rv" field.
- <offs> Is the vector select offset, in the range 0 to 7, encoded in the "off3" field.
- <Zn1> Is the name of the first scalable vector register of the first source multi-vector group, encoded as "Zn" times 2.
- <Zn2> Is the name of the second scalable vector register of the first source multi-vector group, encoded as "Zn" times 2 plus 1.
- <Zm> Is the name of the second source scalable vector register Z0-Z15, encoded in the "Zm" field.
- <index> Is the immediate index of a 32-bit group of four 8-bit values within each 128-bit vector segment, in the range 0 to 3, encoded in the "i2h:i2l" fields.

Operation

```
CheckFPMREnabled();
CheckStreamingSVEAndZAEEnabled();
constant integer VL = CurrentVL;
constant integer elements = VL DIV 32;
constant integer vectors = VL DIV 8;
constant integer vstride = vectors DIV 4;
constant integer eltsperssegment = 128 DIV 32;
constant bits(32) vbase = X[v, 32];
integer vec = (UInt(vbase) + offset) MOD vstride;
bits(VL) result;

for r = 0 to 3
    constant bits(VL) operand1a = Z[n+0, VL];
    constant bits(VL) operand1b = Z[n+1, VL];
    constant bits(VL) operand2 = Z[m, VL];
    constant bits(VL) operand3 = ZAvector[vec, VL];
    for e = 0 to elements-1
        bits(16) op1;
        Elem[op1, 0, 8] = Elem[operand1a, 4 * e + r, 8];
        Elem[op1, 1, 8] = Elem[operand1b, 4 * e + r, 8];
        constant integer segmentbase = e - (e MOD eltsperssegment);
        constant integer s = 2*(segmentbase + index);
        constant bits(16) op2 = Elem[operand2, s, 16];
        bits(32) sum = Elem[operand3, e, 32];
        sum = FP8DotAddFP(sum, op1, op2, FPCR, FPMR);
        Elem[result, e, 32] = sum;

    ZAvector[vec, VL] = result;
    vec = vec + vstride;
```

Internal version only: aarchmrs v2025-03_rel, pseudocode v2025-03_rel ; Build timestamp: 2025-03-21T17:41

Copyright © 2010-2025 Arm Limited or its affiliates. All rights reserved. This document is Non-Confidential.

FVDOTT

Multi-vector 8-bit floating-point vertical dot-product by indexed element to single-precision (top)

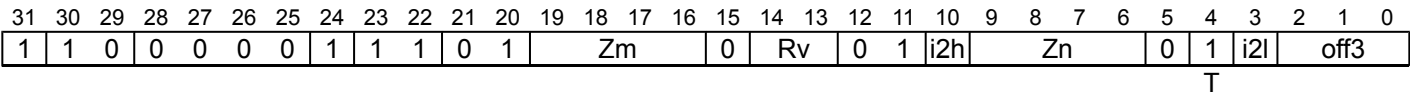
This instruction computes the fused sum-of-products of each vertical group of two 8-bit floating-point values held in the corresponding elements of the two first source vectors with the higher-numbered horizontal group of two 8-bit floating-point values in the indexed 32-bit group of the corresponding 128-bit segment of the second source vector. The single-precision sum-of-products are scaled by $2^{-\text{UInt}(\text{FPMR.LSCALE})}$, before being destructively added without intermediate rounding to the corresponding single-precision elements of the four ZA single-vector groups. The 8-bit floating-point encoding format for the elements of the first source vector and the second source vector is selected by FPMR.F8S1 and FPMR.F8S2 respectively. The 8-bit floating-point groups within the second source vector are specified using an immediate index which selects the same group position within each 128-bit vector segment.

The single-vector group within each quarter of the ZA array is selected by the sum of the vector select register and offset, modulo quarter the number of ZA array vectors.

The vector group symbol VGx4 indicates that the ZA operand consists of four ZA single-vector groups.

This instruction is unpredicated.

SME2
(FEAT_SME_F8F32)



Encoding

FVDOTT ZA.S[<Wv>, <offs>, VGx4], { <Zn1>.B-<Zn2>.B }, <Zm>.B[<index>]

Decode for this encoding

```
if !IsFeatureImplemented(FEAT_SME_F8F32) then EndOfDecode(Decode_UNDEF);
constant integer v = UInt('010':Rv);
constant integer n = UInt(Zn:'0');
constant integer m = UInt('0':Zm);
constant integer offset = UInt(off3);
constant integer index = UInt(i2h:i2l);
```

Assembler Symbols

- <Wv> Is the 32-bit name of the vector select register W8-W11, encoded in the "Rv" field.
- <offs> Is the vector select offset, in the range 0 to 7, encoded in the "off3" field.
- <Zn1> Is the name of the first scalable vector register of the first source multi-vector group, encoded as "Zn" times 2.
- <Zn2> Is the name of the second scalable vector register of the first source multi-vector group, encoded as "Zn" times 2 plus 1.
- <Zm> Is the name of the second source scalable vector register Z0-Z15, encoded in the "Zm" field.
- <index> Is the immediate index of a 32-bit group of four 8-bit values within each 128-bit vector segment, in the range 0 to 3, encoded in the "i2h:i2l" fields.

Operation

```
CheckFPMREnabled();
CheckStreamingSVEAndZAEEnabled();
constant integer VL = CurrentVL;
constant integer elements = VL DIV 32;
constant integer vectors = VL DIV 8;
constant integer vstride = vectors DIV 4;
constant integer eltsspersegment = 128 DIV 32;
constant bits(32) vbase = X[v, 32];
integer vec = (UInt(vbase) + offset) MOD vstride;
bits(VL) result;

for r = 0 to 3
    constant bits(VL) operand1a = Z[n+0, VL];
    constant bits(VL) operand1b = Z[n+1, VL];
    constant bits(VL) operand2 = Z[m, VL];
    constant bits(VL) operand3 = ZAvector[vec, VL];
    for e = 0 to elements-1
        bits(16) op1;
        Elem[op1, 0, 8] = Elem[operand1a, 4 * e + r, 8];
        Elem[op1, 1, 8] = Elem[operand1b, 4 * e + r, 8];
        constant integer segmentbase = e - (e MOD eltsspersegment);
        constant integer s = 2*(segmentbase + index) + 1;
        constant bits(16) op2 = Elem[operand2, s, 16];
        bits(32) sum = Elem[operand3, e, 32];
        sum = FP8DotAddFP(sum, op1, op2, FPCR, FPMR);
        Elem[result, e, 32] = sum;

ZAvector[vec, VL] = result;
vec = vec + vstride;
```

Internal version only: aarchmrs v2025-03_rel, pseudocode v2025-03_rel ; Build timestamp: 2025-03-21T17:41

Copyright © 2010-2025 Arm Limited or its affiliates. All rights reserved. This document is Non-Confidential.

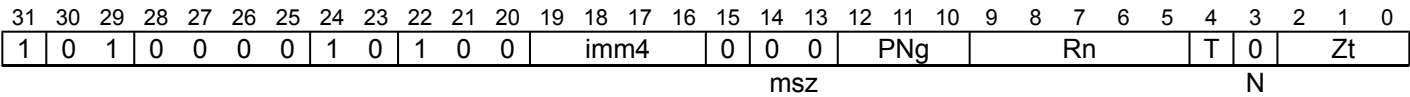
LD1B (scalar plus immediate, strided registers)

Contiguous load of bytes to multiple strided vectors (immediate index)

This instruction performs a contiguous load of unsigned bytes to elements of two or four strided vector registers from the memory address generated by a 64-bit scalar base and immediate index which is multiplied by the vector's in-memory size, irrespective of predication, and added to the base address. Inactive elements will not cause a read from Device memory or signal a fault, and are set to zero in the destination vector.

It has encodings from 2 classes: [Two registers](#) and [Four registers](#)

Two registers (FEAT_SME2)



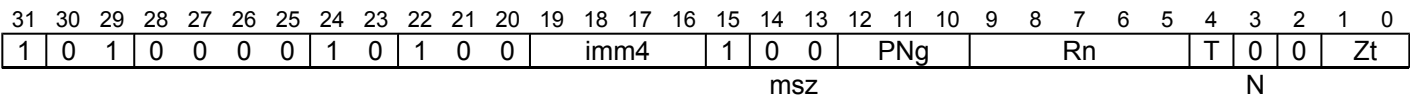
Encoding

LD1B { <Zt1>.B, <Zt2>.B }, <PNg>/Z, [<Xn|SP>{, #<imm>, MUL VL}]

Decode for this encoding

```
if !IsFeatureImplemented(FEAT_SME2) then EndOfDecode(Decode_UNDEF);
constant integer n = UInt(Rn);
constant integer g = UInt('1':PNg);
constant integer nreg = 2;
constant integer tstride = 8;
constant integer t = UInt(T:'0':Zt);
constant integer esize = 8;
constant integer offset = SInt(imm4);
```

Four registers (FEAT_SME2)



Encoding

LD1B { <Zt1>.B, <Zt2>.B, <Zt3>.B, <Zt4>.B }, <PNg>/Z, [<Xn|SP>{, #<imm>, MUL VL}]

Decode for this encoding

```
if !IsFeatureImplemented(FEAT_SME2) then EndOfDecode(Decode_UNDEF);
constant integer n = UInt(Rn);
constant integer g = UInt('1':PNg);
constant integer nreg = 4;
constant integer tstride = 4;
constant integer t = UInt(T:'00':Zt);
constant integer esize = 8;
constant integer offset = SInt(imm4);
```

Assembler Symbols

<Zt1> For the "Two registers" variant: is the name of the first scalable vector register Z0-Z7 or Z16-Z23 to be transferred, encoded as "T:'0':Zt".

For the "Four registers" variant: is the name of the first scalable vector register Z0-Z3 or Z16-Z19 to be transferred, encoded as "T:'00':Zt".

<Zt2>	For the "Two registers" variant: is the name of the second scalable vector register Z8-Z15 or Z24-Z31 to be transferred, encoded as "T:'1':Zt". For the "Four registers" variant: is the name of the second scalable vector register Z4-Z7 or Z20-Z23 to be transferred, encoded as "T:'01':Zt".
<PNg>	Is the name of the governing scalable predicate register PN8-PN15, with predicate-as-counter encoding, encoded in the "PNg" field.
<Xn SP>	Is the 64-bit name of the general-purpose base register or stack pointer, encoded in the "Rn" field.
<imm>	For the "Two registers" variant: is the optional signed immediate vector offset, a multiple of 2 in the range -16 to 14, defaulting to 0, encoded in the "imm4" field. For the "Four registers" variant: is the optional signed immediate vector offset, a multiple of 4 in the range -32 to 28, defaulting to 0, encoded in the "imm4" field.
<Zt3>	Is the name of the third scalable vector register Z8-Z11 or Z24-Z27 to be transferred, encoded as "T:'10':Zt".
<Zt4>	Is the name of the fourth scalable vector register Z12-Z15 or Z28-Z31 to be transferred, encoded as "T:'11':Zt".

Operation

```

CheckStreamingSVEEnabled();
constant integer VL = CurrentVL;
constant integer PL = VL DIV 8;
constant integer elements = VL DIV esize;
constant integer mbytes = esize DIV 8;
bits(64) base;
bits(64) addr;
constant bits(PL) pred = P[g, PL];
constant bits(PL * nreg) mask = CounterToPredicate(pred<15:0>, PL * nreg);
array [0..3] of bits(VL) values;
constant boolean contiguous = TRUE;
constant boolean nontemporal = FALSE;
integer transfer = t;
constant boolean tagchecked = n != 31;
constant AccessDescriptor accdesc = CreateAccDescSVE(MemOp_LOAD, nontemporal, contiguous,
                                                    tagchecked);

if !AnyActiveElement(mask, esize) then
    if n == 31 && ConstrainUnpredictableBool(Unpredictable_CHECKSPNONEACTIVE) then
        CheckSPAlignment();
    else
        if n == 31 then CheckSPAlignment();

base = if n == 31 then SP[64] else X[n, 64];
addr = AddressAdd(base, offset * nreg * elements * mbytes, accdesc);

for r = 0 to nreg-1
    for e = 0 to elements-1
        if ActivePredicateElement(mask, r * elements + e, esize) then
            Elem[values[r], e, esize] = Mem[addr, mbytes, accdesc];
        else
            Elem[values[r], e, esize] = Zeros(esize);
        addr = AddressIncrement(addr, mbytes, accdesc);

for r = 0 to nreg-1
    Z[transfer, VL] = values[r];
    transfer = transfer + tstride;

```

Operational information

If PSTATE.DIT is 1, the timing of this instruction is insensitive to the value of the data being loaded or stored when its governing predicate register contains the same value for each execution.

Internal version only: aarchmrs v2025-03_rel, pseudocode v2025-03_rel ; Build timestamp: 2025-03-21T17:41

Copyright © 2010-2025 Arm Limited or its affiliates. All rights reserved. This document is Non-Confidential.

LD1B (scalar plus scalar, strided registers)

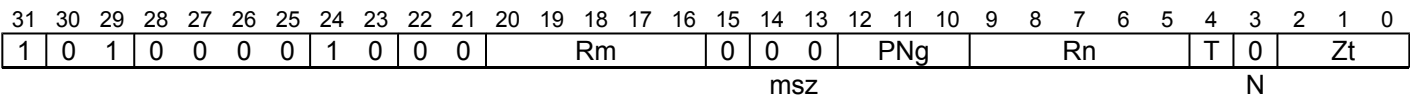
Contiguous load of bytes to multiple strided vectors (scalar index)

This instruction performs a contiguous load of unsigned bytes to elements of two or four strided vector registers from the memory address generated by a 64-bit scalar base and scalar index which is added to the base address. After each element access the index value is incremented, but the index register is not updated.

Inactive elements will not cause a read from Device memory or signal a fault, and are set to zero in the destination vector.

It has encodings from 2 classes: [Two registers](#) and [Four registers](#)

Two registers (FEAT_SME2)



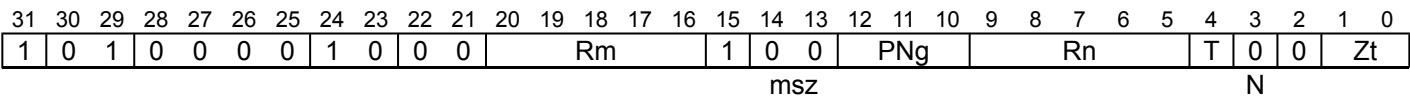
Encoding

LD1B { <Zt1>.B, <Zt2>.B }, <PNg>/Z, [<Xn|SP>, <Xm>]

Decode for this encoding

```
if !IsFeatureImplemented(FEAT_SME2) then EndOfDecode(Decode_UNDEF);
constant integer n = UInt(Rn);
constant integer m = UInt(Rm);
constant integer g = UInt('1':PNg);
constant integer nreg = 2;
constant integer tstride = 8;
constant integer t = UInt(T:'0':Zt);
constant integer esize = 8;
```

Four registers (FEAT_SME2)



Encoding

LD1B { <Zt1>.B, <Zt2>.B, <Zt3>.B, <Zt4>.B }, <PNg>/Z, [<Xn|SP>, <Xm>]

Decode for this encoding

```
if !IsFeatureImplemented(FEAT_SME2) then EndOfDecode(Decode_UNDEF);
constant integer n = UInt(Rn);
constant integer m = UInt(Rm);
constant integer g = UInt('1':PNg);
constant integer nreg = 4;
constant integer tstride = 4;
constant integer t = UInt(T:'00':Zt);
constant integer esize = 8;
```

Assembler Symbols

<Zt1> For the "Two registers" variant: is the name of the first scalable vector register Z0-Z7 or Z16-Z23 to be transferred, encoded as "T:'0':Zt".

For the "Four registers" variant: is the name of the first scalable vector register Z0-Z3 or Z16-Z19 to be transferred, encoded as "T:'00':Zt".

- <Zt2> For the "Two registers" variant: is the name of the second scalable vector register Z8-Z15 or Z24-Z31 to be transferred, encoded as "T:'1':Zt".
- For the "Four registers" variant: is the name of the second scalable vector register Z4-Z7 or Z20-Z23 to be transferred, encoded as "T:'01':Zt".
- <PNg> Is the name of the governing scalable predicate register PN8-PN15, with predicate-as-counter encoding, encoded in the "PNg" field.
- <Xn|SP> Is the 64-bit name of the general-purpose base register or stack pointer, encoded in the "Rn" field.
- <Xm> Is the 64-bit name of the general-purpose offset register, encoded in the "Rm" field.
- <Zt3> Is the name of the third scalable vector register Z8-Z11 or Z24-Z27 to be transferred, encoded as "T:'10':Zt".
- <Zt4> Is the name of the fourth scalable vector register Z12-Z15 or Z28-Z31 to be transferred, encoded as "T:'11':Zt".

Operation

```
CheckStreamingSVEEnabled();
constant integer VL = CurrentVL;
constant integer PL = VL DIV 8;
constant integer elements = VL DIV esize;
constant integer mbytes = esize DIV 8;
bits(64) offset;
bits(64) base;
bits(64) addr;
constant bits(PL) pred = P[g, PL];
constant bits(PL * nreg) mask = CounterToPredicate(pred<15:0>, PL * nreg);
array [0..3] of bits(VL) values;
constant boolean contiguous = TRUE;
constant boolean nontemporal = FALSE;
integer transfer = t;
constant boolean tagchecked = TRUE;
constant AccessDescriptor accdesc = CreateAccDescSVE(MemOp_LOAD, nontemporal, contiguous,
                                                    tagchecked);

if !AnyActiveElement(mask, esize) then
    if n == 31 && ConstrainUnpredictableBool(Unpredictable_CHECKSPNONEACTIVE) then
        CheckSPAlignment();
    else
        if n == 31 then CheckSPAlignment();

base = if n == 31 then SP[64] else X[n, 64];
offset = X[m, 64];
addr = AddressAdd(base, UInt(offset) * mbytes, accdesc);

for r = 0 to nreg-1
    for e = 0 to elements-1
        if ActivePredicateElement(mask, r * elements + e, esize) then
            Elem[values[r], e, esize] = Mem[addr, mbytes, accdesc];
        else
            Elem[values[r], e, esize] = Zeros(esize);
        addr = AddressIncrement(addr, mbytes, accdesc);

for r = 0 to nreg-1
    Z[transfer, VL] = values[r];
    transfer = transfer + tstride;
```

Operational information

If PSTATE.DIT is 1, the timing of this instruction is insensitive to the value of the data being loaded or stored when its governing predicate register contains the same value for each execution.

Internal version only: aarchmrs v2025-03_rel, pseudocode v2025-03_rel ; Build timestamp: 2025-03-21T17:41

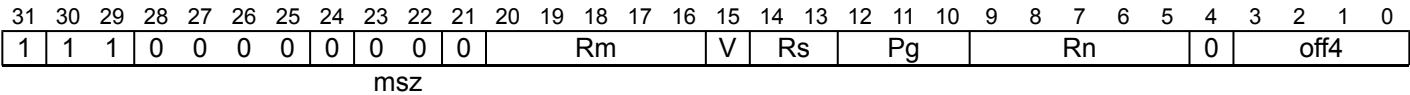
Copyright © 2010-2025 Arm Limited or its affiliates. All rights reserved. This document is Non-Confidential.

LD1B (scalar plus scalar, tile slice)

Contiguous load of bytes to 8-bit element ZA tile slice

This instruction performs a contiguous load of bytes to an 8-bit element ZA tile slice. The slice number within the tile is selected by the sum of the slice index register and immediate offset, modulo the number of 8-bit elements in a vector. The immediate offset is in the range 0 to 15. The memory address is generated by a 64-bit scalar base and an optional 64-bit scalar offset which is added to the base address. Inactive elements will not cause a read from Device memory or signal a fault, and are set to zero in the destination vector.

SME
(FEAT_SME)



Encoding

```
LD1B { ZA0<HV>.B[<Ws>, <offs>] }, <Pg>/Z, [<Xn|SP>{, <Xm>}]
```

Decode for this encoding

```
if !IsFeatureImplemented(FEAT_SME) then EndOfDecode(Decode_UNDEF);
constant integer n = UInt(Rn);
constant integer m = UInt(Rm);
constant integer g = UInt('0':Pg);
constant integer s = UInt('011':Rs);
constant integer t = 0;
constant integer offset = UInt(off4);
constant integer esize = 8;
constant boolean vertical = V == '1';
```

Assembler Symbols

- <HV> Is the horizontal or vertical slice indicator, encoded in “V”:
Table with 2 columns: V, <HV>.
Row 1: 0, H
Row 2: 1, V
- <Ws> Is the 32-bit name of the slice index register W12-W15, encoded in the "Rs" field.
- <offs> Is the slice index offset, in the range 0 to 15, encoded in the "off4" field.
- <Pg> Is the name of the governing scalable predicate register P0-P7, encoded in the "Pg" field.
- <Xn|SP> Is the 64-bit name of the general-purpose base register or stack pointer, encoded in the "Rn" field.
- <Xm> Is the optional 64-bit name of the general-purpose offset register, defaulting to XZR, encoded in the "Rm" field.

Operation

```
CheckStreamingSVEAndZAAEnabled();
constant integer VL = CurrentVL;
constant integer PL = VL DIV 8;
constant integer dim = VL DIV esize;
bits(64) base;
bits(64) addr;
constant bits(PL) mask = P[g, PL];
bits(64) moffs = X[m, 64];
constant bits(32) index = X[s, 32];
constant integer slice = (UInt(index) + offset) MOD dim;
bits(VL) result;
constant integer mbytes = esize DIV 8;
constant boolean contiguous = TRUE;
constant boolean nontemporal = FALSE;
constant boolean tagchecked = TRUE;
constant AccessDescriptor accdesc = CreateAccDescSME(MemOp\_LOAD, nontemporal, contiguous,
tagchecked);

if n == 31 then
    if (AnyActiveElement(mask, esize) ||
        ConstrainUnpredictableBool(Unpredictable\_CHECKSPNONEACTIVE)) then
        CheckSPAlignment();
        base = SP[64];
    else
        base = X[n, 64];

for e = 0 to dim - 1
    addr = AddressAdd(base, UInt(moffs) * mbytes, accdesc);
    if ActivePredicateElement(mask, e, esize) then
        Elem[result, e, esize] = Mem[addr, mbytes, accdesc];
    else
        Elem[result, e, esize] = Zeros(esize);
    moffs = moffs + 1;

ZAslice[t, esize, vertical, slice, VL] = result;
```

Operational information

If PSTATE.DIT is 1, the timing of this instruction is insensitive to the value of the data being loaded or stored when its governing predicate register contains the same value for each execution.

Internal version only: aarchmrs v2025-03_rel, pseudocode v2025-03_rel ; Build timestamp: 2025-03-21T17:41

Copyright © 2010-2025 Arm Limited or its affiliates. All rights reserved. This document is Non-Confidential.

LD1D (scalar plus immediate, strided registers)

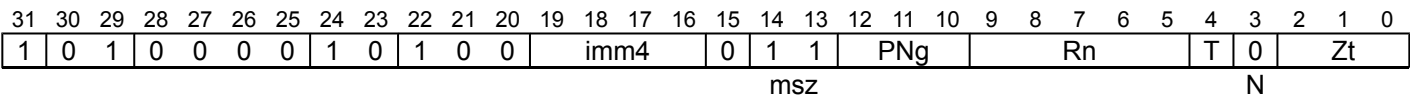
Contiguous load of doublewords to multiple strided vectors (immediate index)

This instruction performs a contiguous load of unsigned doublewords to elements of two or four strided vector registers from the memory address generated by a 64-bit scalar base and immediate index which is multiplied by the vector's in-memory size, irrespective of predication, and added to the base address.

Inactive elements will not cause a read from Device memory or signal a fault, and are set to zero in the destination vector.

It has encodings from 2 classes: [Two registers](#) and [Four registers](#)

Two registers (FEAT_SME2)



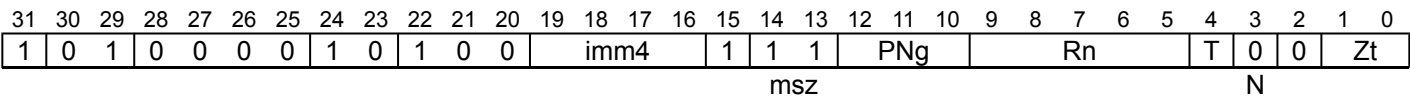
Encoding

LD1D { <Zt1>.D, <Zt2>.D }, <PNg>/Z, [<Xn|SP>{, #<imm>, MUL VL}]

Decode for this encoding

```
if !IsFeatureImplemented(FEAT_SME2) then EndOfDecode(Decode_UNDEF);
constant integer n = UInt(Rn);
constant integer g = UInt('1':PNg);
constant integer nreg = 2;
constant integer tstride = 8;
constant integer t = UInt(T:'0':Zt);
constant integer esize = 64;
constant integer offset = SInt(imm4);
```

Four registers (FEAT_SME2)



Encoding

LD1D { <Zt1>.D, <Zt2>.D, <Zt3>.D, <Zt4>.D }, <PNg>/Z, [<Xn|SP>{, #<imm>, MUL VL}]

Decode for this encoding

```
if !IsFeatureImplemented(FEAT_SME2) then EndOfDecode(Decode_UNDEF);
constant integer n = UInt(Rn);
constant integer g = UInt('1':PNg);
constant integer nreg = 4;
constant integer tstride = 4;
constant integer t = UInt(T:'00':Zt);
constant integer esize = 64;
constant integer offset = SInt(imm4);
```

Assembler Symbols

<Zt1> For the "Two registers" variant: is the name of the first scalable vector register Z0-Z7 or Z16-Z23 to be transferred, encoded as "T:'0':Zt".

	For the "Four registers" variant: is the name of the first scalable vector register Z0-Z3 or Z16-Z19 to be transferred, encoded as "T:'00':Zt".
<Zt2>	For the "Two registers" variant: is the name of the second scalable vector register Z8-Z15 or Z24-Z31 to be transferred, encoded as "T:'1':Zt". For the "Four registers" variant: is the name of the second scalable vector register Z4-Z7 or Z20-Z23 to be transferred, encoded as "T:'01':Zt".
<PNg>	Is the name of the governing scalable predicate register PN8-PN15, with predicate-as-counter encoding, encoded in the "PNg" field.
<Xn SP>	Is the 64-bit name of the general-purpose base register or stack pointer, encoded in the "Rn" field.
<imm>	For the "Two registers" variant: is the optional signed immediate vector offset, a multiple of 2 in the range -16 to 14, defaulting to 0, encoded in the "imm4" field. For the "Four registers" variant: is the optional signed immediate vector offset, a multiple of 4 in the range -32 to 28, defaulting to 0, encoded in the "imm4" field.
<Zt3>	Is the name of the third scalable vector register Z8-Z11 or Z24-Z27 to be transferred, encoded as "T:'10':Zt".
<Zt4>	Is the name of the fourth scalable vector register Z12-Z15 or Z28-Z31 to be transferred, encoded as "T:'11':Zt".

Operation

```

CheckStreamingSVEEnabled();
constant integer VL = CurrentVL;
constant integer PL = VL DIV 8;
constant integer elements = VL DIV esize;
constant integer mbytes = esize DIV 8;
bits(64) base;
bits(64) addr;
constant bits(PL) pred = P[g, PL];
constant bits(PL * nreg) mask = CounterToPredicate(pred<15:0>, PL * nreg);
array [0..3] of bits(VL) values;
constant boolean contiguous = TRUE;
constant boolean nontemporal = FALSE;
integer transfer = t;
constant boolean tagchecked = n != 31;
constant AccessDescriptor accdesc = CreateAccDescSVE(MemOp_LOAD, nontemporal, contiguous,
                                                    tagchecked);

if !AnyActiveElement(mask, esize) then
    if n == 31 && ConstrainUnpredictableBool(Unpredictable_CHECKSPNONEACTIVE) then
        CheckSPAlignment();
    else
        if n == 31 then CheckSPAlignment();

base = if n == 31 then SP[64] else X[n, 64];
addr = AddressAdd(base, offset * nreg * elements * mbytes, accdesc);

for r = 0 to nreg-1
    for e = 0 to elements-1
        if ActivePredicateElement(mask, r * elements + e, esize) then
            Elem[values[r], e, esize] = Mem[addr, mbytes, accdesc];
        else
            Elem[values[r], e, esize] = Zeros(esize);
        addr = AddressIncrement(addr, mbytes, accdesc);

for r = 0 to nreg-1
    Z[transfer, VL] = values[r];
    transfer = transfer + tstride;

```

Operational information

If PSTATE.DIT is 1, the timing of this instruction is insensitive to the value of the data being loaded or stored when its governing predicate register contains the same value for each execution.

LD1D (scalar plus scalar, strided registers)

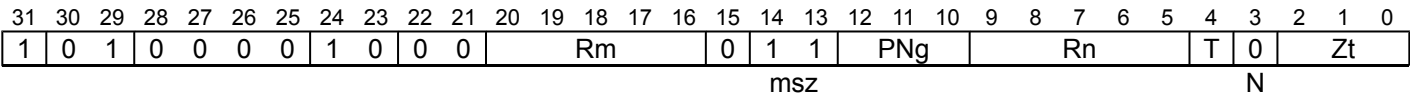
Contiguous load of doublewords to multiple strided vectors (scalar index)

This instruction performs a contiguous load of unsigned doublewords to elements of two or four strided vector registers from the memory address generated by a 64-bit scalar base and scalar index which is added to the base address. After each element access the index value is incremented, but the index register is not updated.

Inactive elements will not cause a read from Device memory or signal a fault, and are set to zero in the destination vector.

It has encodings from 2 classes: [Two registers](#) and [Four registers](#)

Two registers (FEAT_SME2)



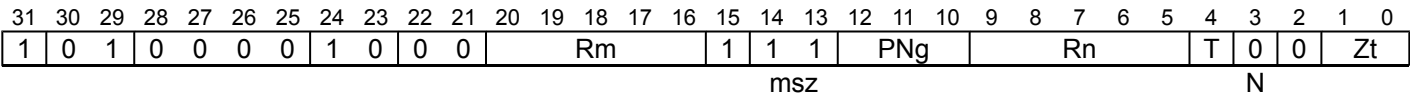
Encoding

LD1D { <Zt1>.D, <Zt2>.D }, <PNg>/Z, [<Xn|SP>, <Xm>, LSL #3]

Decode for this encoding

```
if !IsFeatureImplemented(FEAT_SME2) then EndOfDecode(Decode_UNDEF);
constant integer n = UInt(Rn);
constant integer m = UInt(Rm);
constant integer g = UInt('1':PNg);
constant integer nreg = 2;
constant integer tstride = 8;
constant integer t = UInt(T:'0':Zt);
constant integer esize = 64;
```

Four registers (FEAT_SME2)



Encoding

LD1D { <Zt1>.D, <Zt2>.D, <Zt3>.D, <Zt4>.D }, <PNg>/Z, [<Xn|SP>, <Xm>, LSL #3]

Decode for this encoding

```
if !IsFeatureImplemented(FEAT_SME2) then EndOfDecode(Decode_UNDEF);
constant integer n = UInt(Rn);
constant integer m = UInt(Rm);
constant integer g = UInt('1':PNg);
constant integer nreg = 4;
constant integer tstride = 4;
constant integer t = UInt(T:'00':Zt);
constant integer esize = 64;
```

Assembler Symbols

<Zt1> For the "Two registers" variant: is the name of the first scalable vector register Z0-Z7 or Z16-Z23 to be transferred, encoded as "T:'0':Zt".

For the "Four registers" variant: is the name of the first scalable vector register Z0-Z3 or Z16-Z19 to be transferred, encoded as "T:'00':Zt".

- <Zt2> For the "Two registers" variant: is the name of the second scalable vector register Z8-Z15 or Z24-Z31 to be transferred, encoded as "T:'1':Zt".
- For the "Four registers" variant: is the name of the second scalable vector register Z4-Z7 or Z20-Z23 to be transferred, encoded as "T:'01':Zt".
- <PNg> Is the name of the governing scalable predicate register PN8-PN15, with predicate-as-counter encoding, encoded in the "PNg" field.
- <Xn|SP> Is the 64-bit name of the general-purpose base register or stack pointer, encoded in the "Rn" field.
- <Xm> Is the 64-bit name of the general-purpose offset register, encoded in the "Rm" field.
- <Zt3> Is the name of the third scalable vector register Z8-Z11 or Z24-Z27 to be transferred, encoded as "T:'10':Zt".
- <Zt4> Is the name of the fourth scalable vector register Z12-Z15 or Z28-Z31 to be transferred, encoded as "T:'11':Zt".

Operation

```

CheckStreamingSVEEnabled();
constant integer VL = CurrentVL;
constant integer PL = VL DIV 8;
constant integer elements = VL DIV esize;
constant integer mbytes = esize DIV 8;
bits(64) offset;
bits(64) base;
bits(64) addr;
constant bits(PL) pred = P[g, PL];
constant bits(PL * nreg) mask = CounterToPredicate(pred<15:0>, PL * nreg);
array [0..3] of bits(VL) values;
constant boolean contiguous = TRUE;
constant boolean nontemporal = FALSE;
integer transfer = t;
constant boolean tagchecked = TRUE;
constant AccessDescriptor accdesc = CreateAccDescSVE(MemOp_LOAD, nontemporal, contiguous,
                                                    tagchecked);

if !AnyActiveElement(mask, esize) then
    if n == 31 && ConstrainUnpredictableBool(Unpredictable_CHECKSPNONEACTIVE) then
        CheckSPAlignment();
    else
        if n == 31 then CheckSPAlignment();

base = if n == 31 then SP[64] else X[n, 64];
offset = X[m, 64];
addr = AddressAdd(base, UInt(offset) * mbytes, accdesc);

for r = 0 to nreg-1
    for e = 0 to elements-1
        if ActivePredicateElement(mask, r * elements + e, esize) then
            Elem[values[r], e, esize] = Mem[addr, mbytes, accdesc];
        else
            Elem[values[r], e, esize] = Zeros(esize);
        addr = AddressIncrement(addr, mbytes, accdesc);

for r = 0 to nreg-1
    Z[transfer, VL] = values[r];
    transfer = transfer + tstride;

```

Operational information

If PSTATE.DIT is 1, the timing of this instruction is insensitive to the value of the data being loaded or stored when its governing predicate register contains the same value for each execution.

Internal version only: aarchmrs v2025-03_rel, pseudocode v2025-03_rel ; Build timestamp: 2025-03-21T17:41

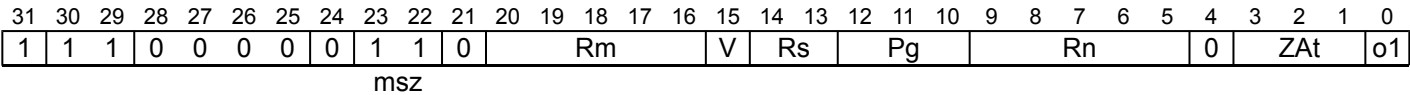
Copyright © 2010-2025 Arm Limited or its affiliates. All rights reserved. This document is Non-Confidential.

LD1D (scalar plus scalar, tile slice)

Contiguous load of doublewords to 64-bit element ZA tile slice

This instruction performs a contiguous load of doublewords to a 64-bit element ZA tile slice. The slice number within the tile is selected by the sum of the slice index register and immediate offset, modulo the number of 64-bit elements in a vector. The immediate offset is in the range 0 to 1. The memory address is generated by a 64-bit scalar base and an optional 64-bit scalar offset which is multiplied by 8 and added to the base address. Inactive elements will not cause a read from Device memory or signal a fault, and are set to zero in the destination vector.

SME
(FEAT_SME)



Encoding

LD1D { <ZAt><HV>.D[<Ws>, <offs>] }, <Pg>/Z, [<Xn|SP>{, <Xm>, LSL #3}]

Decode for this encoding

```
if !IsFeatureImplemented(FEAT_SME) then EndOfDecode(Decode_UNDEF);
constant integer n = UInt(Rn);
constant integer m = UInt(Rm);
constant integer g = UInt('0':Pg);
constant integer s = UInt('011':Rs);
constant integer t = UInt(ZAt);
constant integer offset = UInt(o1);
constant integer esize = 64;
constant boolean vertical = V == '1';
```

Assembler Symbols

- <ZAt> Is the name of the ZA tile ZA0-ZA7 to be accessed, encoded in the "ZAt" field.
- <HV> Is the horizontal or vertical slice indicator, encoded in “V”:

V	<HV>
0	H
1	V
- <Ws> Is the 32-bit name of the slice index register W12-W15, encoded in the "Rs" field.
- <offs> Is the slice index offset, in the range 0 to 1, encoded in the "o1" field.
- <Pg> Is the name of the governing scalable predicate register P0-P7, encoded in the "Pg" field.
- <Xn|SP> Is the 64-bit name of the general-purpose base register or stack pointer, encoded in the "Rn" field.
- <Xm> Is the optional 64-bit name of the general-purpose offset register, defaulting to XZR, encoded in the "Rm" field.

Operation

```
CheckStreamingSVEAndZAAEnabled();
constant integer VL = CurrentVL;
constant integer PL = VL DIV 8;
constant integer dim = VL DIV esize;
bits(64) base;
bits(64) addr;
constant bits(PL) mask = P[g, PL];
bits(64) moffs = X[m, 64];
constant bits(32) index = X[s, 32];
constant integer slice = (UInt(index) + offset) MOD dim;
bits(VL) result;
constant integer mbytes = esize DIV 8;
constant boolean contiguous = TRUE;
constant boolean nontemporal = FALSE;
constant boolean tagchecked = TRUE;
constant AccessDescriptor accdesc = CreateAccDescSME(MemOp\_LOAD, nontemporal, contiguous,
tagchecked);

if n == 31 then
    if (AnyActiveElement(mask, esize) ||
        ConstrainUnpredictableBool(Unpredictable\_CHECKSPNONEACTIVE)) then
        CheckSPAlignment();
        base = SP[64];
    else
        base = X[n, 64];

for e = 0 to dim - 1
    addr = AddressAdd(base, UInt(moffs) * mbytes, accdesc);
    if ActivePredicateElement(mask, e, esize) then
        Elem[result, e, esize] = Mem[addr, mbytes, accdesc];
    else
        Elem[result, e, esize] = Zeros(esize);
    moffs = moffs + 1;

ZAslice[t, esize, vertical, slice, VL] = result;
```

Operational information

If PSTATE.DIT is 1, the timing of this instruction is insensitive to the value of the data being loaded or stored when its governing predicate register contains the same value for each execution.

Internal version only: aarchmrs v2025-03_rel, pseudocode v2025-03_rel ; Build timestamp: 2025-03-21T17:41

Copyright © 2010-2025 Arm Limited or its affiliates. All rights reserved. This document is Non-Confidential.

LD1H (scalar plus immediate, strided registers)

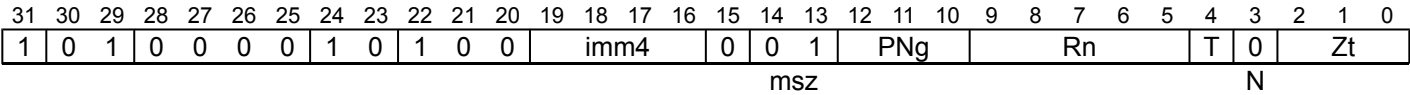
Contiguous load of halfwords to multiple strided vectors (immediate index)

This instruction performs a contiguous load of unsigned halfwords to elements of two or four strided vector registers from the memory address generated by a 64-bit scalar base and immediate index which is multiplied by the vector's in-memory size, irrespective of predication, and added to the base address.

Inactive elements will not cause a read from Device memory or signal a fault, and are set to zero in the destination vector.

It has encodings from 2 classes: [Two registers](#) and [Four registers](#)

Two registers (FEAT_SME2)



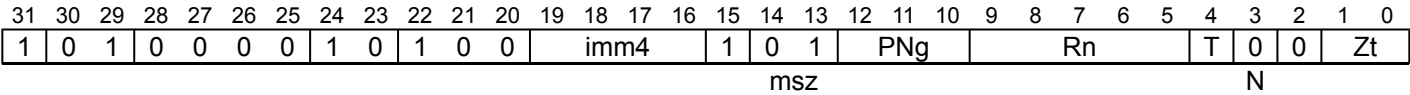
Encoding

LD1H { <Zt1>.H, <Zt2>.H }, <PNg>/Z, [<Xn|SP>{, #<imm>, MUL VL}]

Decode for this encoding

```
if !IsFeatureImplemented(FEAT_SME2) then EndOfDecode(Decode_UNDEF);
constant integer n = UInt(Rn);
constant integer g = UInt('1':PNg);
constant integer nreg = 2;
constant integer tstride = 8;
constant integer t = UInt(T:'0':Zt);
constant integer esize = 16;
constant integer offset = SInt(imm4);
```

Four registers (FEAT_SME2)



Encoding

LD1H { <Zt1>.H, <Zt2>.H, <Zt3>.H, <Zt4>.H }, <PNg>/Z, [<Xn|SP>{, #<imm>, MUL VL}]

Decode for this encoding

```
if !IsFeatureImplemented(FEAT_SME2) then EndOfDecode(Decode_UNDEF);
constant integer n = UInt(Rn);
constant integer g = UInt('1':PNg);
constant integer nreg = 4;
constant integer tstride = 4;
constant integer t = UInt(T:'00':Zt);
constant integer esize = 16;
constant integer offset = SInt(imm4);
```

Assembler Symbols

<Zt1> For the "Two registers" variant: is the name of the first scalable vector register Z0-Z7 or Z16-Z23 to be transferred, encoded as "T:'0':Zt".

	For the "Four registers" variant: is the name of the first scalable vector register Z0-Z3 or Z16-Z19 to be transferred, encoded as "T:'00':Zt".
<Zt2>	For the "Two registers" variant: is the name of the second scalable vector register Z8-Z15 or Z24-Z31 to be transferred, encoded as "T:'1':Zt". For the "Four registers" variant: is the name of the second scalable vector register Z4-Z7 or Z20-Z23 to be transferred, encoded as "T:'01':Zt".
<PNg>	Is the name of the governing scalable predicate register PN8-PN15, with predicate-as-counter encoding, encoded in the "PNg" field.
<Xn SP>	Is the 64-bit name of the general-purpose base register or stack pointer, encoded in the "Rn" field.
<imm>	For the "Two registers" variant: is the optional signed immediate vector offset, a multiple of 2 in the range -16 to 14, defaulting to 0, encoded in the "imm4" field. For the "Four registers" variant: is the optional signed immediate vector offset, a multiple of 4 in the range -32 to 28, defaulting to 0, encoded in the "imm4" field.
<Zt3>	Is the name of the third scalable vector register Z8-Z11 or Z24-Z27 to be transferred, encoded as "T:'10':Zt".
<Zt4>	Is the name of the fourth scalable vector register Z12-Z15 or Z28-Z31 to be transferred, encoded as "T:'11':Zt".

Operation

```

CheckStreamingSVEEnabled();
constant integer VL = CurrentVL;
constant integer PL = VL DIV 8;
constant integer elements = VL DIV esize;
constant integer mbytes = esize DIV 8;
bits(64) base;
bits(64) addr;
constant bits(PL) pred = P[g, PL];
constant bits(PL * nreg) mask = CounterToPredicate(pred<15:0>, PL * nreg);
array [0..3] of bits(VL) values;
constant boolean contiguous = TRUE;
constant boolean nontemporal = FALSE;
integer transfer = t;
constant boolean tagchecked = n != 31;
constant AccessDescriptor accdesc = CreateAccDescSVE(MemOp_LOAD, nontemporal, contiguous,
                                                    tagchecked);

if !AnyActiveElement(mask, esize) then
    if n == 31 && ConstrainUnpredictableBool(Unpredictable_CHECKSPNONEACTIVE) then
        CheckSPAlignment();
    else
        if n == 31 then CheckSPAlignment();

base = if n == 31 then SP[64] else X[n, 64];
addr = AddressAdd(base, offset * nreg * elements * mbytes, accdesc);

for r = 0 to nreg-1
    for e = 0 to elements-1
        if ActivePredicateElement(mask, r * elements + e, esize) then
            Elem[values[r], e, esize] = Mem[addr, mbytes, accdesc];
        else
            Elem[values[r], e, esize] = Zeros(esize);
        addr = AddressIncrement(addr, mbytes, accdesc);

for r = 0 to nreg-1
    Z[transfer, VL] = values[r];
    transfer = transfer + tstride;

```

Operational information

If PSTATE.DIT is 1, the timing of this instruction is insensitive to the value of the data being loaded or stored when its governing predicate register contains the same value for each execution.

LD1H (scalar plus scalar, strided registers)

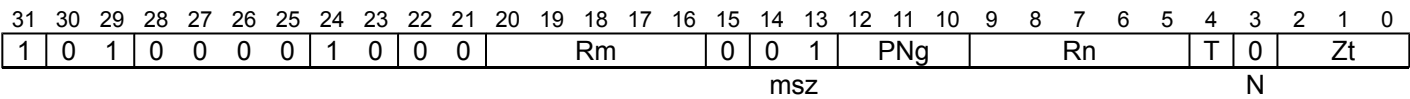
Contiguous load of halfwords to multiple strided vectors (scalar index)

This instruction performs a contiguous load of unsigned halfwords to elements of two or four strided vector registers from the memory address generated by a 64-bit scalar base and scalar index which is added to the base address. After each element access the index value is incremented, but the index register is not updated.

Inactive elements will not cause a read from Device memory or signal a fault, and are set to zero in the destination vector.

It has encodings from 2 classes: [Two registers](#) and [Four registers](#)

Two registers (FEAT_SME2)



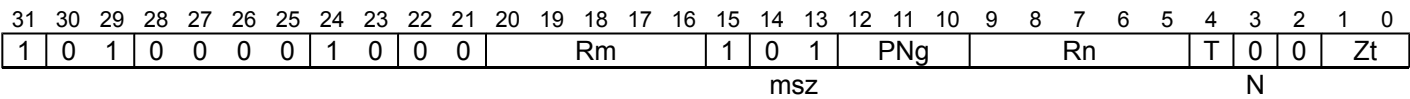
Encoding

LD1H { <Zt1>.H, <Zt2>.H }, <PNg>/Z, [<Xn|SP>, <Xm>, LSL #1]

Decode for this encoding

```
if !IsFeatureImplemented(FEAT_SME2) then EndOfDecode(Decode_UNDEF);
constant integer n = UInt(Rn);
constant integer m = UInt(Rm);
constant integer g = UInt('1':PNg);
constant integer nreg = 2;
constant integer tstride = 8;
constant integer t = UInt(T:'0':Zt);
constant integer esize = 16;
```

Four registers (FEAT_SME2)



Encoding

LD1H { <Zt1>.H, <Zt2>.H, <Zt3>.H, <Zt4>.H }, <PNg>/Z, [<Xn|SP>, <Xm>, LSL #1]

Decode for this encoding

```
if !IsFeatureImplemented(FEAT_SME2) then EndOfDecode(Decode_UNDEF);
constant integer n = UInt(Rn);
constant integer m = UInt(Rm);
constant integer g = UInt('1':PNg);
constant integer nreg = 4;
constant integer tstride = 4;
constant integer t = UInt(T:'00':Zt);
constant integer esize = 16;
```

Assembler Symbols

<Zt1> For the "Two registers" variant: is the name of the first scalable vector register Z0-Z7 or Z16-Z23 to be transferred, encoded as "T:'0':Zt".

For the "Four registers" variant: is the name of the first scalable vector register Z0-Z3 or Z16-Z19 to be transferred, encoded as "T:'00':Zt".

- <Zt2> For the "Two registers" variant: is the name of the second scalable vector register Z8-Z15 or Z24-Z31 to be transferred, encoded as "T:'1':Zt".
- For the "Four registers" variant: is the name of the second scalable vector register Z4-Z7 or Z20-Z23 to be transferred, encoded as "T:'01':Zt".
- <PNg> Is the name of the governing scalable predicate register PN8-PN15, with predicate-as-counter encoding, encoded in the "PNg" field.
- <Xn|SP> Is the 64-bit name of the general-purpose base register or stack pointer, encoded in the "Rn" field.
- <Xm> Is the 64-bit name of the general-purpose offset register, encoded in the "Rm" field.
- <Zt3> Is the name of the third scalable vector register Z8-Z11 or Z24-Z27 to be transferred, encoded as "T:'10':Zt".
- <Zt4> Is the name of the fourth scalable vector register Z12-Z15 or Z28-Z31 to be transferred, encoded as "T:'11':Zt".

Operation

```
CheckStreamingSVEEnabled();
constant integer VL = CurrentVL;
constant integer PL = VL DIV 8;
constant integer elements = VL DIV esize;
constant integer mbytes = esize DIV 8;
bits(64) offset;
bits(64) base;
bits(64) addr;
constant bits(PL) pred = P[g, PL];
constant bits(PL * nreg) mask = CounterToPredicate(pred<15:0>, PL * nreg);
array [0..3] of bits(VL) values;
constant boolean contiguous = TRUE;
constant boolean nontemporal = FALSE;
integer transfer = t;
constant boolean tagchecked = TRUE;
constant AccessDescriptor accdesc = CreateAccDescSVE(MemOp_LOAD, nontemporal, contiguous,
                                                    tagchecked);

if !AnyActiveElement(mask, esize) then
    if n == 31 && ConstrainUnpredictableBool(Unpredictable_CHECKSPNONEACTIVE) then
        CheckSPAlignment();
    else
        if n == 31 then CheckSPAlignment();

base = if n == 31 then SP[64] else X[n, 64];
offset = X[m, 64];
addr = AddressAdd(base, UInt(offset) * mbytes, accdesc);

for r = 0 to nreg-1
    for e = 0 to elements-1
        if ActivePredicateElement(mask, r * elements + e, esize) then
            Elem[values[r], e, esize] = Mem[addr, mbytes, accdesc];
        else
            Elem[values[r], e, esize] = Zeros(esize);
        addr = AddressIncrement(addr, mbytes, accdesc);

for r = 0 to nreg-1
    Z[transfer, VL] = values[r];
    transfer = transfer + tstride;
```

Operational information

If PSTATE.DIT is 1, the timing of this instruction is insensitive to the value of the data being loaded or stored when its governing predicate register contains the same value for each execution.

Internal version only: aarchmrs v2025-03_rel, pseudocode v2025-03_rel ; Build timestamp: 2025-03-21T17:41

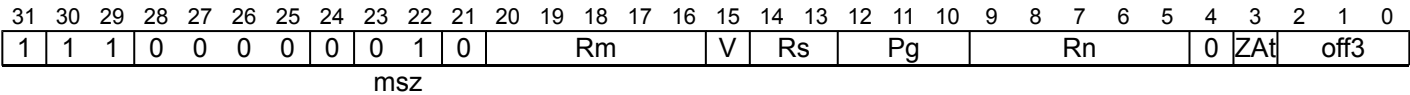
Copyright © 2010-2025 Arm Limited or its affiliates. All rights reserved. This document is Non-Confidential.

LD1H (scalar plus scalar, tile slice)

Contiguous load of halfwords to 16-bit element ZA tile slice

This instruction performs a contiguous load of halfwords to a 16-bit element ZA tile slice. The slice number within the tile is selected by the sum of the slice index register and immediate offset, modulo the number of 16-bit elements in a vector. The immediate offset is in the range 0 to 7. The memory address is generated by a 64-bit scalar base and an optional 64-bit scalar offset which is multiplied by 2 and added to the base address. Inactive elements will not cause a read from Device memory or signal a fault, and are set to zero in the destination vector.

SME
(FEAT_SME)



Encoding

LD1H { <ZAt><HV>.H[<Ws>, <offs>] }, <Pg>/Z, [<Xn|SP>{, <Xm>, LSL #1}]

Decode for this encoding

```
if !IsFeatureImplemented(FEAT_SME) then EndOfDecode(Decode_UNDEF);
constant integer n = UInt(Rn);
constant integer m = UInt(Rm);
constant integer g = UInt('0':Pg);
constant integer s = UInt('011':Rs);
constant integer t = UInt(ZAt);
constant integer offset = UInt(off3);
constant integer esize = 16;
constant boolean vertical = V == '1';
```

Assembler Symbols

- <ZAt> Is the name of the ZA tile ZA0-ZA1 to be accessed, encoded in the "ZAt" field.
- <HV> Is the horizontal or vertical slice indicator, encoded in “V”:

V	<HV>
0	H
1	V
- <Ws> Is the 32-bit name of the slice index register W12-W15, encoded in the "Rs" field.
- <offs> Is the slice index offset, in the range 0 to 7, encoded in the "off3" field.
- <Pg> Is the name of the governing scalable predicate register P0-P7, encoded in the "Pg" field.
- <Xn|SP> Is the 64-bit name of the general-purpose base register or stack pointer, encoded in the "Rn" field.
- <Xm> Is the optional 64-bit name of the general-purpose offset register, defaulting to XZR, encoded in the "Rm" field.

Operation

```
CheckStreamingSVEAndZAAEnabled();
constant integer VL = CurrentVL;
constant integer PL = VL DIV 8;
constant integer dim = VL DIV esize;
bits(64) base;
bits(64) addr;
constant bits(PL) mask = P[g, PL];
bits(64) moffs = X[m, 64];
constant bits(32) index = X[s, 32];
constant integer slice = (UInt(index) + offset) MOD dim;
bits(VL) result;
constant integer mbytes = esize DIV 8;
constant boolean contiguous = TRUE;
constant boolean nontemporal = FALSE;
constant boolean tagchecked = TRUE;
constant AccessDescriptor accdesc = CreateAccDescSME(MemOp\_LOAD, nontemporal, contiguous,
tagchecked);

if n == 31 then
    if (AnyActiveElement(mask, esize) ||
        ConstrainUnpredictableBool(Unpredictable\_CHECKSPNONEACTIVE)) then
        CheckSPAlignment();
        base = SP[64];
    else
        base = X[n, 64];

for e = 0 to dim - 1
    addr = AddressAdd(base, UInt(moffs) * mbytes, accdesc);
    if ActivePredicateElement(mask, e, esize) then
        Elem[result, e, esize] = Mem[addr, mbytes, accdesc];
    else
        Elem[result, e, esize] = Zeros(esize);
    moffs = moffs + 1;

ZAslice[t, esize, vertical, slice, VL] = result;
```

Operational information

If PSTATE.DIT is 1, the timing of this instruction is insensitive to the value of the data being loaded or stored when its governing predicate register contains the same value for each execution.

Internal version only: aarchmrs v2025-03_rel, pseudocode v2025-03_rel ; Build timestamp: 2025-03-21T17:41

Copyright © 2010-2025 Arm Limited or its affiliates. All rights reserved. This document is Non-Confidential.

LD1Q

Contiguous load of quadwords to 128-bit element ZA tile slice

This instruction performs a contiguous load of quadwords to a 128-bit element ZA tile slice. The slice number in the tile is selected by the slice index register, modulo the number of 128-bit elements in a Streaming SVE vector. The memory address is generated by scalar base and optional scalar offset which is multiplied by 16 and added to the base address. Inactive elements will not cause a read from Device memory or signal a fault, and are set to zero in the destination vector.

SME
(FEAT_SME)

31 30 29 28 27 26 25 24 23 22 21 20 19 18 17 16 15 14 13 12 11 10 9 8 7 6 5 4 3 2 1 0
1 1 1 0 0 0 0 1 1 1 0 Rm V Rs Pg Rn 0 ZAt

Encoding

LD1Q { <ZAt><HV>.Q[<Ws>, <offs>] }, <Pg>/Z, [<Xn|SP>{, <Xm>, LSL #4}]

Decode for this encoding

```
if !IsFeatureImplemented(FEAT_SME) then EndOfDecode(Decode_UNDEF);
constant integer n = UInt(Rn);
constant integer m = UInt(Rm);
constant integer g = UInt('0':Pg);
constant integer s = UInt('011':Rs);
constant integer t = UInt(ZAt);
constant integer offset = 0;
constant integer esize = 128;
constant boolean vertical = V == '1';
```

Assembler Symbols

- <ZAt> Is the name of the ZA tile ZA0-ZA15 to be accessed, encoded in the "ZAt" field.
- <HV> Is the horizontal or vertical slice indicator, encoded in "V":
V <HV>
0 H
1 V
- <Ws> Is the 32-bit name of the slice index register W12-W15, encoded in the "Rs" field.
- <offs> Is the slice index offset, with implicit value 0.
- <Pg> Is the name of the governing scalable predicate register P0-P7, encoded in the "Pg" field.
- <Xn|SP> Is the 64-bit name of the general-purpose base register or stack pointer, encoded in the "Rn" field.
- <Xm> Is the optional 64-bit name of the general-purpose offset register, defaulting to XZR, encoded in the "Rm" field.

Operation

```
CheckStreamingSVEAndZAAEnabled();
constant integer VL = CurrentVL;
constant integer PL = VL DIV 8;
constant integer dim = VL DIV esize;
bits(64) base;
bits(64) addr;
constant bits(PL) mask = P[g, PL];
bits(64) moffs = X[m, 64];
constant bits(32) index = X[s, 32];
constant integer slice = (UInt(index) + offset) MOD dim;
bits(VL) result;
constant integer mbytes = esize DIV 8;
constant boolean contiguous = TRUE;
constant boolean nontemporal = FALSE;
constant boolean tagchecked = TRUE;
constant AccessDescriptor accdesc = CreateAccDescSME(MemOp\_LOAD, nontemporal, contiguous,
tagchecked);

if n == 31 then
    if (AnyActiveElement(mask, esize) ||
        ConstrainUnpredictableBool(Unpredictable\_CHECKSPNONEACTIVE)) then
        CheckSPAlignment();
        base = SP[64];
    else
        base = X[n, 64];

for e = 0 to dim - 1
    addr = AddressAdd(base, UInt(moffs) * mbytes, accdesc);
    if ActivePredicateElement(mask, e, esize) then
        Elem[result, e, esize] = Mem[addr, mbytes, accdesc];
    else
        Elem[result, e, esize] = Zeros(esize);
    moffs = moffs + 1;

ZAslice[t, esize, vertical, slice, VL] = result;
```

Operational information

If PSTATE.DIT is 1, the timing of this instruction is insensitive to the value of the data being loaded or stored when its governing predicate register contains the same value for each execution.

Internal version only: aarchmrs v2025-03_rel, pseudocode v2025-03_rel ; Build timestamp: 2025-03-21T17:41

Copyright © 2010-2025 Arm Limited or its affiliates. All rights reserved. This document is Non-Confidential.

LD1W (scalar plus immediate, strided registers)

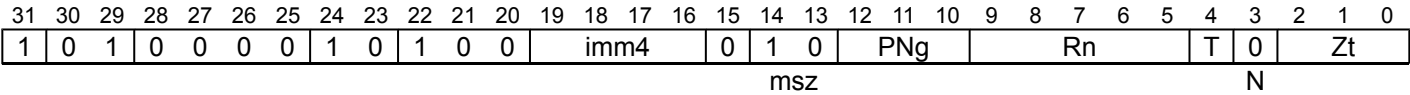
Contiguous load of words to multiple strided vectors (immediate index)

This instruction performs a contiguous load of unsigned words to elements of two or four strided vector registers from the memory address generated by a 64-bit scalar base and immediate index which is multiplied by the vector's in-memory size, irrespective of predication, and added to the base address.

Inactive elements will not cause a read from Device memory or signal a fault, and are set to zero in the destination vector.

It has encodings from 2 classes: [Two registers](#) and [Four registers](#)

Two registers (FEAT_SME2)



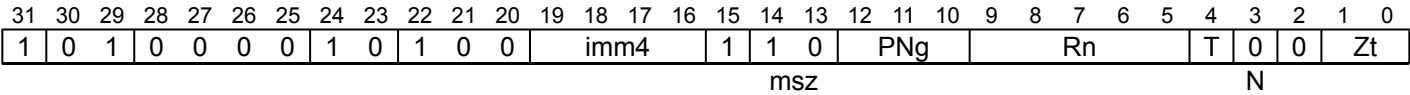
Encoding

LD1W { <Zt1>.S, <Zt2>.S }, <PNg>/Z, [<Xn|SP>{, #<imm>, MUL VL}]

Decode for this encoding

```
if !IsFeatureImplemented(FEAT_SME2) then EndOfDecode(Decode_UNDEF);
constant integer n = UInt(Rn);
constant integer g = UInt('1':PNg);
constant integer nreg = 2;
constant integer tstride = 8;
constant integer t = UInt(T:'0':Zt);
constant integer esize = 32;
constant integer offset = SInt(imm4);
```

Four registers (FEAT_SME2)



Encoding

LD1W { <Zt1>.S, <Zt2>.S, <Zt3>.S, <Zt4>.S }, <PNg>/Z, [<Xn|SP>{, #<imm>, MUL VL}]

Decode for this encoding

```
if !IsFeatureImplemented(FEAT_SME2) then EndOfDecode(Decode_UNDEF);
constant integer n = UInt(Rn);
constant integer g = UInt('1':PNg);
constant integer nreg = 4;
constant integer tstride = 4;
constant integer t = UInt(T:'00':Zt);
constant integer esize = 32;
constant integer offset = SInt(imm4);
```

Assembler Symbols

<Zt1> For the "Two registers" variant: is the name of the first scalable vector register Z0-Z7 or Z16-Z23 to be transferred, encoded as "T:'0':Zt".

	For the "Four registers" variant: is the name of the first scalable vector register Z0-Z3 or Z16-Z19 to be transferred, encoded as "T:'00':Zt".
<Zt2>	For the "Two registers" variant: is the name of the second scalable vector register Z8-Z15 or Z24-Z31 to be transferred, encoded as "T:'1':Zt". For the "Four registers" variant: is the name of the second scalable vector register Z4-Z7 or Z20-Z23 to be transferred, encoded as "T:'01':Zt".
<PNg>	Is the name of the governing scalable predicate register PN8-PN15, with predicate-as-counter encoding, encoded in the "PNg" field.
<Xn SP>	Is the 64-bit name of the general-purpose base register or stack pointer, encoded in the "Rn" field.
<imm>	For the "Two registers" variant: is the optional signed immediate vector offset, a multiple of 2 in the range -16 to 14, defaulting to 0, encoded in the "imm4" field. For the "Four registers" variant: is the optional signed immediate vector offset, a multiple of 4 in the range -32 to 28, defaulting to 0, encoded in the "imm4" field.
<Zt3>	Is the name of the third scalable vector register Z8-Z11 or Z24-Z27 to be transferred, encoded as "T:'10':Zt".
<Zt4>	Is the name of the fourth scalable vector register Z12-Z15 or Z28-Z31 to be transferred, encoded as "T:'11':Zt".

Operation

```

CheckStreamingSVEEnabled();
constant integer VL = CurrentVL;
constant integer PL = VL DIV 8;
constant integer elements = VL DIV esize;
constant integer mbytes = esize DIV 8;
bits(64) base;
bits(64) addr;
constant bits(PL) pred = P[g, PL];
constant bits(PL * nreg) mask = CounterToPredicate(pred<15:0>, PL * nreg);
array [0..3] of bits(VL) values;
constant boolean contiguous = TRUE;
constant boolean nontemporal = FALSE;
integer transfer = t;
constant boolean tagchecked = n != 31;
constant AccessDescriptor accdesc = CreateAccDescSVE(MemOp_LOAD, nontemporal, contiguous,
                                                    tagchecked);

if !AnyActiveElement(mask, esize) then
    if n == 31 && ConstrainUnpredictableBool(Unpredictable_CHECKSPNONEACTIVE) then
        CheckSPAlignment();
    else
        if n == 31 then CheckSPAlignment();

base = if n == 31 then SP[64] else X[n, 64];
addr = AddressAdd(base, offset * nreg * elements * mbytes, accdesc);

for r = 0 to nreg-1
    for e = 0 to elements-1
        if ActivePredicateElement(mask, r * elements + e, esize) then
            Elem[values[r], e, esize] = Mem[addr, mbytes, accdesc];
        else
            Elem[values[r], e, esize] = Zeros(esize);
        addr = AddressIncrement(addr, mbytes, accdesc);

for r = 0 to nreg-1
    Z[transfer, VL] = values[r];
    transfer = transfer + tstride;

```

Operational information

If PSTATE.DIT is 1, the timing of this instruction is insensitive to the value of the data being loaded or stored when its governing predicate register contains the same value for each execution.

LD1W (scalar plus scalar, strided registers)

Contiguous load of words to multiple strided vectors (scalar index)

This instruction performs a contiguous load of unsigned words to elements of two or four strided vector registers from the memory address generated by a 64-bit scalar base and scalar index which is added to the base address. After each element access the index value is incremented, but the index register is not updated.

Inactive elements will not cause a read from Device memory or signal a fault, and are set to zero in the destination vector.

It has encodings from 2 classes: [Two registers](#) and [Four registers](#)

Two registers

(FEAT_SME2)

31	30	29	28	27	26	25	24	23	22	21	20	19	18	17	16	15	14	13	12	11	10	9	8	7	6	5	4	3	2	1	0
1	0	1	0	0	0	0	1	0	0	0	Rm				0	1	0	PNg			Rn				T	0	Zt				
																msz												N			

Encoding

```
LD1W { <Zt1>.S, <Zt2>.S }, <PNg>/Z, [<Xn|SP>, <Xm>, LSL #2]
```

Decode for this encoding

```
if !IsFeatureImplemented(FEAT_SME2) then EndOfDecode(Decode_UNDEF);
constant integer n = UInt(Rn);
constant integer m = UInt(Rm);
constant integer g = UInt('1':PNg);
constant integer nreg = 2;
constant integer tstride = 8;
constant integer t = UInt(T:'0':Zt);
constant integer esize = 32;
```

Four registers

(FEAT_SME2)

31	30	29	28	27	26	25	24	23	22	21	20	19	18	17	16	15	14	13	12	11	10	9	8	7	6	5	4	3	2	1	0
1	0	1	0	0	0	0	1	0	0	0	Rm				1	1	0	PNg			Rn				T	0	0	Zt			
																msz												N			

Encoding

```
LD1W { <Zt1>.S, <Zt2>.S, <Zt3>.S, <Zt4>.S }, <PNg>/Z, [<Xn|SP>, <Xm>, LSL #2]
```

Decode for this encoding

```
if !IsFeatureImplemented(FEAT_SME2) then EndOfDecode(Decode_UNDEF);
constant integer n = UInt(Rn);
constant integer m = UInt(Rm);
constant integer g = UInt('1':PNg);
constant integer nreg = 4;
constant integer tstride = 4;
constant integer t = UInt(T:'00':Zt);
constant integer esize = 32;
```

Assembler Symbols

<Zt1> For the "Two registers" variant: is the name of the first scalable vector register Z0-Z7 or Z16-Z23 to be transferred, encoded as "T:'0':Zt".

For the "Four registers" variant: is the name of the first scalable vector register Z0-Z3 or Z16-Z19 to be transferred, encoded as "T:'00':Zt".

- <Zt2> For the "Two registers" variant: is the name of the second scalable vector register Z8-Z15 or Z24-Z31 to be transferred, encoded as "T:'1':Zt".
- For the "Four registers" variant: is the name of the second scalable vector register Z4-Z7 or Z20-Z23 to be transferred, encoded as "T:'01':Zt".
- <PNg> Is the name of the governing scalable predicate register PN8-PN15, with predicate-as-counter encoding, encoded in the "PNg" field.
- <Xn|SP> Is the 64-bit name of the general-purpose base register or stack pointer, encoded in the "Rn" field.
- <Xm> Is the 64-bit name of the general-purpose offset register, encoded in the "Rm" field.
- <Zt3> Is the name of the third scalable vector register Z8-Z11 or Z24-Z27 to be transferred, encoded as "T:'10':Zt".
- <Zt4> Is the name of the fourth scalable vector register Z12-Z15 or Z28-Z31 to be transferred, encoded as "T:'11':Zt".

Operation

```
CheckStreamingSVEEnabled();
constant integer VL = CurrentVL;
constant integer PL = VL DIV 8;
constant integer elements = VL DIV esize;
constant integer mbytes = esize DIV 8;
bits(64) offset;
bits(64) base;
bits(64) addr;
constant bits(PL) pred = P[g, PL];
constant bits(PL * nreg) mask = CounterToPredicate(pred<15:0>, PL * nreg);
array [0..3] of bits(VL) values;
constant boolean contiguous = TRUE;
constant boolean nontemporal = FALSE;
integer transfer = t;
constant boolean tagchecked = TRUE;
constant AccessDescriptor accdesc = CreateAccDescSVE(MemOp_LOAD, nontemporal, contiguous,
                                                    tagchecked);

if !AnyActiveElement(mask, esize) then
    if n == 31 && ConstrainUnpredictableBool(Unpredictable_CHECKSPNONEACTIVE) then
        CheckSPAlignment();
    else
        if n == 31 then CheckSPAlignment();

base = if n == 31 then SP[64] else X[n, 64];
offset = X[m, 64];
addr = AddressAdd(base, UInt(offset) * mbytes, accdesc);

for r = 0 to nreg-1
    for e = 0 to elements-1
        if ActivePredicateElement(mask, r * elements + e, esize) then
            Elem[values[r], e, esize] = Mem[addr, mbytes, accdesc];
        else
            Elem[values[r], e, esize] = Zeros(esize);
        addr = AddressIncrement(addr, mbytes, accdesc);

for r = 0 to nreg-1
    Z[transfer, VL] = values[r];
    transfer = transfer + tstride;
```

Operational information

If PSTATE.DIT is 1, the timing of this instruction is insensitive to the value of the data being loaded or stored when its governing predicate register contains the same value for each execution.

Internal version only: aarchmrs v2025-03_rel, pseudocode v2025-03_rel ; Build timestamp: 2025-03-21T17:41

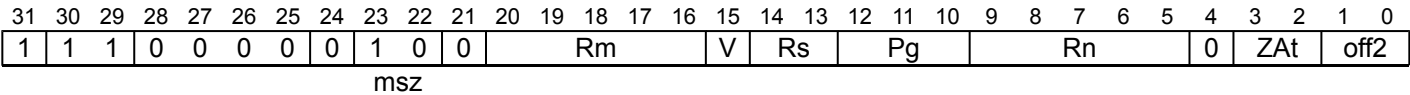
Copyright © 2010-2025 Arm Limited or its affiliates. All rights reserved. This document is Non-Confidential.

LD1W (scalar plus scalar, tile slice)

Contiguous load of words to 32-bit element ZA tile slice

This instruction performs a contiguous load of words to a 32-bit element ZA tile slice. The slice number within the tile is selected by the sum of the slice index register and immediate offset, modulo the number of 32-bit elements in a vector. The immediate offset is in the range 0 to 3. The memory address is generated by a 64-bit scalar base and an optional 64-bit scalar offset which is multiplied by 4 and added to the base address. Inactive elements will not cause a read from Device memory or signal a fault, and are set to zero in the destination vector.

SME
(FEAT_SME)



Encoding

```
LD1W { <ZAt><HV>.S[<Ws>, <offs>] }, <Pg>/Z, [<Xn|SP>{, <Xm>, LSL #2}]
```

Decode for this encoding

```
if !IsFeatureImplemented(FEAT_SME) then EndOfDecode(Decode_UNDEF);
constant integer n = UInt(Rn);
constant integer m = UInt(Rm);
constant integer g = UInt('0':Pg);
constant integer s = UInt('011':Rs);
constant integer t = UInt(ZAt);
constant integer offset = UInt(off2);
constant integer esize = 32;
constant boolean vertical = V == '1';
```

Assembler Symbols

- <ZAt> Is the name of the ZA tile ZA0-ZA3 to be accessed, encoded in the "ZAt" field.
- <HV> Is the horizontal or vertical slice indicator, encoded in “V”:

V	<HV>
0	H
1	V
- <Ws> Is the 32-bit name of the slice index register W12-W15, encoded in the "Rs" field.
- <offs> Is the slice index offset, in the range 0 to 3, encoded in the "off2" field.
- <Pg> Is the name of the governing scalable predicate register P0-P7, encoded in the "Pg" field.
- <Xn|SP> Is the 64-bit name of the general-purpose base register or stack pointer, encoded in the "Rn" field.
- <Xm> Is the optional 64-bit name of the general-purpose offset register, defaulting to XZR, encoded in the "Rm" field.

Operation

```
CheckStreamingSVEAndZAAEnabled();
constant integer VL = CurrentVL;
constant integer PL = VL DIV 8;
constant integer dim = VL DIV esize;
bits(64) base;
bits(64) addr;
constant bits(PL) mask = P[g, PL];
bits(64) moffs = X[m, 64];
constant bits(32) index = X[s, 32];
constant integer slice = (UInt(index) + offset) MOD dim;
bits(VL) result;
constant integer mbytes = esize DIV 8;
constant boolean contiguous = TRUE;
constant boolean nontemporal = FALSE;
constant boolean tagchecked = TRUE;
constant AccessDescriptor accdesc = CreateAccDescSME(MemOp\_LOAD, nontemporal, contiguous,
tagchecked);

if n == 31 then
    if (AnyActiveElement(mask, esize) ||
        ConstrainUnpredictableBool(Unpredictable\_CHECKSPNONEACTIVE)) then
        CheckSPAlignment();
        base = SP[64];
    else
        base = X[n, 64];

for e = 0 to dim - 1
    addr = AddressAdd(base, UInt(moffs) * mbytes, accdesc);
    if ActivePredicateElement(mask, e, esize) then
        Elem[result, e, esize] = Mem[addr, mbytes, accdesc];
    else
        Elem[result, e, esize] = Zeros(esize);
    moffs = moffs + 1;

ZAslice[t, esize, vertical, slice, VL] = result;
```

Operational information

If PSTATE.DIT is 1, the timing of this instruction is insensitive to the value of the data being loaded or stored when its governing predicate register contains the same value for each execution.

Internal version only: aarchmrs v2025-03_rel, pseudocode v2025-03_rel ; Build timestamp: 2025-03-21T17:41

Copyright © 2010-2025 Arm Limited or its affiliates. All rights reserved. This document is Non-Confidential.

LDNT1B (scalar plus immediate, strided registers)

Contiguous load non-temporal of bytes to multiple strided vectors (immediate index)

This instruction performs a contiguous non-temporal load of bytes to elements of two or four strided vector registers from the memory address generated by a 64-bit scalar base and immediate index which is multiplied by the vector's in-memory size, irrespective of predication, and added to the base address.

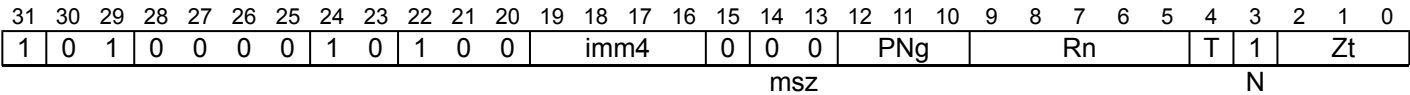
Inactive elements will not cause a read from Device memory or signal a fault, and are set to zero in the destination vector.

A non-temporal load is a hint to the system that this data is unlikely to be referenced again soon.

It has encodings from 2 classes: [Two registers](#) and [Four registers](#)

Two registers

(FEAT_SME2)



Encoding

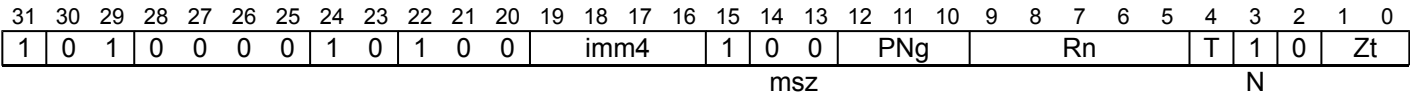
```
LDNT1B { <Zt1>.B, <Zt2>.B }, <PNg>/Z, [<Xn|SP>{, #<imm>, MUL VL}]
```

Decode for this encoding

```
if !IsFeatureImplemented(FEAT_SME2) then EndOfDecode(Decode_UNDEF);
constant integer n = UInt(Rn);
constant integer g = UInt('1':PNg);
constant integer nreg = 2;
constant integer tstride = 8;
constant integer t = UInt(T:'0':Zt);
constant integer esize = 8;
constant integer offset = SInt(imm4);
```

Four registers

(FEAT_SME2)



Encoding

```
LDNT1B { <Zt1>.B, <Zt2>.B, <Zt3>.B, <Zt4>.B }, <PNg>/Z, [<Xn|SP>{, #<imm>, MUL VL}]
```

Decode for this encoding

```
if !IsFeatureImplemented(FEAT_SME2) then EndOfDecode(Decode_UNDEF);
constant integer n = UInt(Rn);
constant integer g = UInt('1':PNg);
constant integer nreg = 4;
constant integer tstride = 4;
constant integer t = UInt(T:'00':Zt);
constant integer esize = 8;
constant integer offset = SInt(imm4);
```

Assembler Symbols

<Zt1> For the "Two registers" variant: is the name of the first scalable vector register Z0-Z7 or Z16-Z23 to be transferred, encoded as "T:'0':Zt".

	For the "Four registers" variant: is the name of the first scalable vector register Z0-Z3 or Z16-Z19 to be transferred, encoded as "T:'00':Zt".
<Zt2>	For the "Two registers" variant: is the name of the second scalable vector register Z8-Z15 or Z24-Z31 to be transferred, encoded as "T:'1':Zt". For the "Four registers" variant: is the name of the second scalable vector register Z4-Z7 or Z20-Z23 to be transferred, encoded as "T:'01':Zt".
<PNg>	Is the name of the governing scalable predicate register PN8-PN15, with predicate-as-counter encoding, encoded in the "PNg" field.
<Xn SP>	Is the 64-bit name of the general-purpose base register or stack pointer, encoded in the "Rn" field.
<imm>	For the "Two registers" variant: is the optional signed immediate vector offset, a multiple of 2 in the range -16 to 14, defaulting to 0, encoded in the "imm4" field. For the "Four registers" variant: is the optional signed immediate vector offset, a multiple of 4 in the range -32 to 28, defaulting to 0, encoded in the "imm4" field.
<Zt3>	Is the name of the third scalable vector register Z8-Z11 or Z24-Z27 to be transferred, encoded as "T:'10':Zt".
<Zt4>	Is the name of the fourth scalable vector register Z12-Z15 or Z28-Z31 to be transferred, encoded as "T:'11':Zt".

Operation

```

CheckStreamingSVEEnabled();
constant integer VL = CurrentVL;
constant integer PL = VL DIV 8;
constant integer elements = VL DIV esize;
constant integer mbytes = esize DIV 8;
bits(64) base;
bits(64) addr;
constant bits(PL) pred = P[g, PL];
constant bits(PL * nreg) mask = CounterToPredicate(pred<15:0>, PL * nreg);
array [0..3] of bits(VL) values;
constant boolean contiguous = TRUE;
constant boolean nontemporal = TRUE;
integer transfer = t;
constant boolean tagchecked = n != 31;
constant AccessDescriptor accdesc = CreateAccDescSVE(MemOp_LOAD, nontemporal, contiguous,
                                                    tagchecked);

if !AnyActiveElement(mask, esize) then
    if n == 31 && ConstrainUnpredictableBool(Unpredictable_CHECKSPNONEACTIVE) then
        CheckSPAlignment();
    else
        if n == 31 then CheckSPAlignment();

base = if n == 31 then SP[64] else X[n, 64];
addr = AddressAdd(base, offset * nreg * elements * mbytes, accdesc);

for r = 0 to nreg-1
    for e = 0 to elements-1
        if ActivePredicateElement(mask, r * elements + e, esize) then
            Elem[values[r], e, esize] = Mem[addr, mbytes, accdesc];
        else
            Elem[values[r], e, esize] = Zeros(esize);
        addr = AddressIncrement(addr, mbytes, accdesc);

for r = 0 to nreg-1
    Z[transfer, VL] = values[r];
    transfer = transfer + tstride;

```

Operational information

If PSTATE.DIT is 1, the timing of this instruction is insensitive to the value of the data being loaded or stored when its governing predicate register contains the same value for each execution.

LDNT1B (scalar plus scalar, strided registers)

Contiguous load non-temporal of bytes to multiple strided vectors (scalar index)

This instruction performs a contiguous non-temporal load of bytes to elements of two or four strided vector registers from the memory address generated by a 64-bit scalar base and scalar index which is added to the base address. After each element access the index value is incremented, but the index register is not updated.

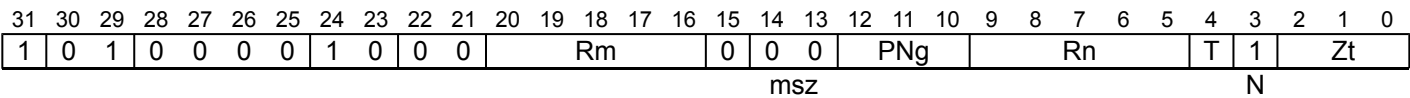
Inactive elements will not cause a read from Device memory or signal a fault, and are set to zero in the destination vector.

A non-temporal load is a hint to the system that this data is unlikely to be referenced again soon.

It has encodings from 2 classes: [Two registers](#) and [Four registers](#)

Two registers

(FEAT_SME2)



Encoding

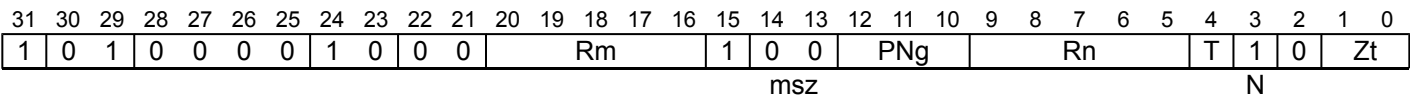
LDNT1B { <Zt1>.B, <Zt2>.B }, <PNg>/Z, [<Xn|SP>, <Xm>]

Decode for this encoding

```
if !IsFeatureImplemented(FEAT_SME2) then EndOfDecode(Decode_UNDEF);
constant integer n = UInt(Rn);
constant integer m = UInt(Rm);
constant integer g = UInt('1':PNg);
constant integer nreg = 2;
constant integer tstride = 8;
constant integer t = UInt(T:'0':Zt);
constant integer esize = 8;
```

Four registers

(FEAT_SME2)



Encoding

LDNT1B { <Zt1>.B, <Zt2>.B, <Zt3>.B, <Zt4>.B }, <PNg>/Z, [<Xn|SP>, <Xm>]

Decode for this encoding

```
if !IsFeatureImplemented(FEAT_SME2) then EndOfDecode(Decode_UNDEF);
constant integer n = UInt(Rn);
constant integer m = UInt(Rm);
constant integer g = UInt('1':PNg);
constant integer nreg = 4;
constant integer tstride = 4;
constant integer t = UInt(T:'00':Zt);
constant integer esize = 8;
```

Assembler Symbols

<Zt1> For the "Two registers" variant: is the name of the first scalable vector register Z0-Z7 or Z16-Z23 to be transferred, encoded as "T:'0':Zt".

For the "Four registers" variant: is the name of the first scalable vector register Z0-Z3 or Z16-Z19 to be transferred, encoded as "T:'00':Zt".

<Zt2>	For the "Two registers" variant: is the name of the second scalable vector register Z8-Z15 or Z24-Z31 to be transferred, encoded as "T:'1':Zt". For the "Four registers" variant: is the name of the second scalable vector register Z4-Z7 or Z20-Z23 to be transferred, encoded as "T:'01':Zt".
<PNg>	Is the name of the governing scalable predicate register PN8-PN15, with predicate-as-counter encoding, encoded in the "PNg" field.
<Xn SP>	Is the 64-bit name of the general-purpose base register or stack pointer, encoded in the "Rn" field.
<Xm>	Is the 64-bit name of the general-purpose offset register, encoded in the "Rm" field.
<Zt3>	Is the name of the third scalable vector register Z8-Z11 or Z24-Z27 to be transferred, encoded as "T:'10':Zt".
<Zt4>	Is the name of the fourth scalable vector register Z12-Z15 or Z28-Z31 to be transferred, encoded as "T:'11':Zt".

Operation

```

CheckStreamingSVEEnabled();
constant integer VL = CurrentVL;
constant integer PL = VL DIV 8;
constant integer elements = VL DIV esize;
constant integer mbytes = esize DIV 8;
bits(64) offset;
bits(64) base;
bits(64) addr;
constant bits(PL) pred = P[g, PL];
constant bits(PL * nreg) mask = CounterToPredicate(pred<15:0>, PL * nreg);
array [0..3] of bits(VL) values;
constant boolean contiguous = TRUE;
constant boolean nontemporal = TRUE;
integer transfer = t;
constant boolean tagchecked = TRUE;
constant AccessDescriptor accdesc = CreateAccDescSVE(MemOp_LOAD, nontemporal, contiguous,
                                                    tagchecked);

if !AnyActiveElement(mask, esize) then
    if n == 31 && ConstrainUnpredictableBool(Unpredictable_CHECKSPNONEACTIVE) then
        CheckSPAlignment();
    else
        if n == 31 then CheckSPAlignment();

base = if n == 31 then SP[64] else X[n, 64];
offset = X[m, 64];
addr = AddressAdd(base, UInt(offset) * mbytes, accdesc);

for r = 0 to nreg-1
    for e = 0 to elements-1
        if ActivePredicateElement(mask, r * elements + e, esize) then
            Elem[values[r], e, esize] = Mem[addr, mbytes, accdesc];
        else
            Elem[values[r], e, esize] = Zeros(esize);
        addr = AddressIncrement(addr, mbytes, accdesc);

for r = 0 to nreg-1
    Z[transfer, VL] = values[r];
    transfer = transfer + tstride;

```

Operational information

If PSTATE.DIT is 1, the timing of this instruction is insensitive to the value of the data being loaded or stored when its governing predicate register contains the same value for each execution.

Internal version only: aarchmrs v2025-03_rel, pseudocode v2025-03_rel ; Build timestamp: 2025-03-21T17:41

Copyright © 2010-2025 Arm Limited or its affiliates. All rights reserved. This document is Non-Confidential.

LDNT1D (scalar plus immediate, strided registers)

Contiguous load non-temporal of doublewords to multiple strided vectors (immediate index)

This instruction performs a contiguous non-temporal load of doublewords to elements of two or four strided vector registers from the memory address generated by a 64-bit scalar base and immediate index which is multiplied by the vector's in-memory size, irrespective of predication, and added to the base address.

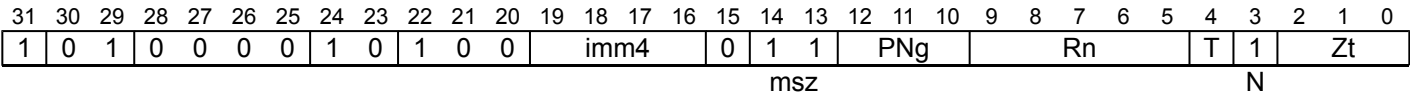
Inactive elements will not cause a read from Device memory or signal a fault, and are set to zero in the destination vector.

A non-temporal load is a hint to the system that this data is unlikely to be referenced again soon.

It has encodings from 2 classes: [Two registers](#) and [Four registers](#)

Two registers

(FEAT_SME2)



Encoding

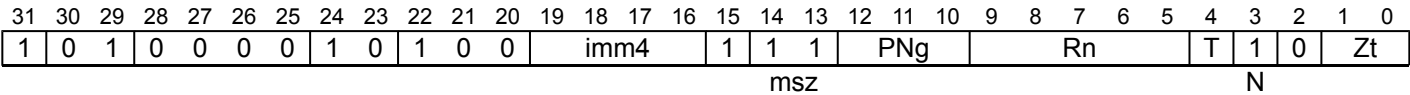
LDNT1D { <Zt1>.D, <Zt2>.D }, <PNg>/Z, [<Xn|SP>{, #<imm>, MUL VL}]

Decode for this encoding

```
if !IsFeatureImplemented(FEAT_SME2) then EndOfDecode(Decode_UNDEF);
constant integer n = UInt(Rn);
constant integer g = UInt('1':PNg);
constant integer nreg = 2;
constant integer tstride = 8;
constant integer t = UInt(T:'0':Zt);
constant integer esize = 64;
constant integer offset = SInt(imm4);
```

Four registers

(FEAT_SME2)



Encoding

LDNT1D { <Zt1>.D, <Zt2>.D, <Zt3>.D, <Zt4>.D }, <PNg>/Z, [<Xn|SP>{, #<imm>, MUL VL}]

Decode for this encoding

```
if !IsFeatureImplemented(FEAT_SME2) then EndOfDecode(Decode_UNDEF);
constant integer n = UInt(Rn);
constant integer g = UInt('1':PNg);
constant integer nreg = 4;
constant integer tstride = 4;
constant integer t = UInt(T:'00':Zt);
constant integer esize = 64;
constant integer offset = SInt(imm4);
```

Assembler Symbols

<Zt1> For the "Two registers" variant: is the name of the first scalable vector register Z0-Z7 or Z16-Z23 to be transferred, encoded as "T:'0':Zt".

	For the "Four registers" variant: is the name of the first scalable vector register Z0-Z3 or Z16-Z19 to be transferred, encoded as "T:'00':Zt".
<Zt2>	For the "Two registers" variant: is the name of the second scalable vector register Z8-Z15 or Z24-Z31 to be transferred, encoded as "T:'1':Zt". For the "Four registers" variant: is the name of the second scalable vector register Z4-Z7 or Z20-Z23 to be transferred, encoded as "T:'01':Zt".
<PNg>	Is the name of the governing scalable predicate register PN8-PN15, with predicate-as-counter encoding, encoded in the "PNg" field.
<Xn SP>	Is the 64-bit name of the general-purpose base register or stack pointer, encoded in the "Rn" field.
<imm>	For the "Two registers" variant: is the optional signed immediate vector offset, a multiple of 2 in the range -16 to 14, defaulting to 0, encoded in the "imm4" field. For the "Four registers" variant: is the optional signed immediate vector offset, a multiple of 4 in the range -32 to 28, defaulting to 0, encoded in the "imm4" field.
<Zt3>	Is the name of the third scalable vector register Z8-Z11 or Z24-Z27 to be transferred, encoded as "T:'10':Zt".
<Zt4>	Is the name of the fourth scalable vector register Z12-Z15 or Z28-Z31 to be transferred, encoded as "T:'11':Zt".

Operation

```

CheckStreamingSVEEnabled();
constant integer VL = CurrentVL;
constant integer PL = VL DIV 8;
constant integer elements = VL DIV esize;
constant integer mbytes = esize DIV 8;
bits(64) base;
bits(64) addr;
constant bits(PL) pred = P[g, PL];
constant bits(PL * nreg) mask = CounterToPredicate(pred<15:0>, PL * nreg);
array [0..3] of bits(VL) values;
constant boolean contiguous = TRUE;
constant boolean nontemporal = TRUE;
integer transfer = t;
constant boolean tagchecked = n != 31;
constant AccessDescriptor accdesc = CreateAccDescSVE(MemOp_LOAD, nontemporal, contiguous,
                                                    tagchecked);

if !AnyActiveElement(mask, esize) then
    if n == 31 && ConstrainUnpredictableBool(Unpredictable_CHECKSPNONEACTIVE) then
        CheckSPAlignment();
    else
        if n == 31 then CheckSPAlignment();

base = if n == 31 then SP[64] else X[n, 64];
addr = AddressAdd(base, offset * nreg * elements * mbytes, accdesc);

for r = 0 to nreg-1
    for e = 0 to elements-1
        if ActivePredicateElement(mask, r * elements + e, esize) then
            Elem[values[r], e, esize] = Mem[addr, mbytes, accdesc];
        else
            Elem[values[r], e, esize] = Zeros(esize);
        addr = AddressIncrement(addr, mbytes, accdesc);

for r = 0 to nreg-1
    Z[transfer, VL] = values[r];
    transfer = transfer + tstride;

```

Operational information

If PSTATE.DIT is 1, the timing of this instruction is insensitive to the value of the data being loaded or stored when its governing predicate register contains the same value for each execution.

LDNT1D (scalar plus scalar, strided registers)

Contiguous load non-temporal of doublewords to multiple strided vectors (scalar index)

This instruction performs a contiguous non-temporal load of doublewords to elements of two or four strided vector registers from the memory address generated by a 64-bit scalar base and scalar index which is added to the base address. After each element access the index value is incremented, but the index register is not updated.

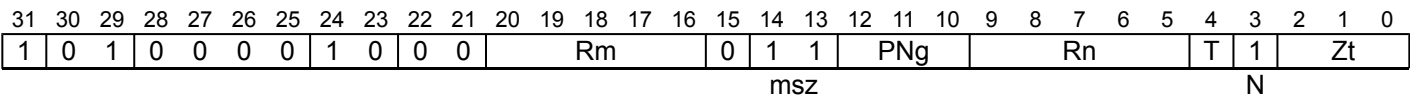
Inactive elements will not cause a read from Device memory or signal a fault, and are set to zero in the destination vector.

A non-temporal load is a hint to the system that this data is unlikely to be referenced again soon.

It has encodings from 2 classes: [Two registers](#) and [Four registers](#)

Two registers

(FEAT_SME2)



Encoding

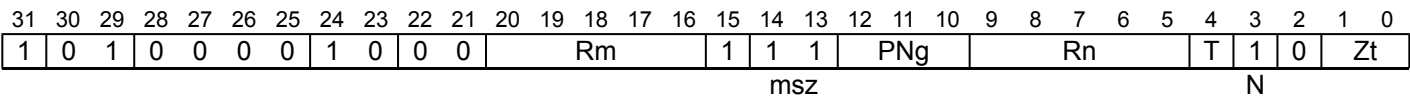
LDNT1D { <Zt1>.D, <Zt2>.D }, <PNg>/Z, [<Xn|SP>, <Xm>, LSL #3]

Decode for this encoding

```
if !IsFeatureImplemented(FEAT_SME2) then EndOfDecode(Decode_UNDEF);
constant integer n = UInt(Rn);
constant integer m = UInt(Rm);
constant integer g = UInt('1':PNg);
constant integer nreg = 2;
constant integer tstride = 8;
constant integer t = UInt(T:'0':Zt);
constant integer esize = 64;
```

Four registers

(FEAT_SME2)



Encoding

LDNT1D { <Zt1>.D, <Zt2>.D, <Zt3>.D, <Zt4>.D }, <PNg>/Z, [<Xn|SP>, <Xm>, LSL #3]

Decode for this encoding

```
if !IsFeatureImplemented(FEAT_SME2) then EndOfDecode(Decode_UNDEF);
constant integer n = UInt(Rn);
constant integer m = UInt(Rm);
constant integer g = UInt('1':PNg);
constant integer nreg = 4;
constant integer tstride = 4;
constant integer t = UInt(T:'00':Zt);
constant integer esize = 64;
```

Assembler Symbols

<Zt1> For the "Two registers" variant: is the name of the first scalable vector register Z0-Z7 or Z16-Z23 to be transferred, encoded as "T:'0':Zt".

For the "Four registers" variant: is the name of the first scalable vector register Z0-Z3 or Z16-Z19 to be transferred, encoded as "T:'00':Zt".

<Zt2> For the "Two registers" variant: is the name of the second scalable vector register Z8-Z15 or Z24-Z31 to be transferred, encoded as "T:'1':Zt".

For the "Four registers" variant: is the name of the second scalable vector register Z4-Z7 or Z20-Z23 to be transferred, encoded as "T:'01':Zt".

<PNg> Is the name of the governing scalable predicate register PN8-PN15, with predicate-as-counter encoding, encoded in the "PNg" field.

<Xn|SP> Is the 64-bit name of the general-purpose base register or stack pointer, encoded in the "Rn" field.

<Xm> Is the 64-bit name of the general-purpose offset register, encoded in the "Rm" field.

<Zt3> Is the name of the third scalable vector register Z8-Z11 or Z24-Z27 to be transferred, encoded as "T:'10':Zt".

<Zt4> Is the name of the fourth scalable vector register Z12-Z15 or Z28-Z31 to be transferred, encoded as "T:'11':Zt".

Operation

```
CheckStreamingSVEEnabled();
constant integer VL = CurrentVL;
constant integer PL = VL DIV 8;
constant integer elements = VL DIV esize;
constant integer mbytes = esize DIV 8;
bits(64) offset;
bits(64) base;
bits(64) addr;
constant bits(PL) pred = P[g, PL];
constant bits(PL * nreg) mask = CounterToPredicate(pred<15:0>, PL * nreg);
array [0..3] of bits(VL) values;
constant boolean contiguous = TRUE;
constant boolean nontemporal = TRUE;
integer transfer = t;
constant boolean tagchecked = TRUE;
constant AccessDescriptor accdesc = CreateAccDescSVE(MemOp_LOAD, nontemporal, contiguous,
                                                    tagchecked);

if !AnyActiveElement(mask, esize) then
    if n == 31 && ConstrainUnpredictableBool(Unpredictable_CHECKSPNONEACTIVE) then
        CheckSPAlignment();
    else
        if n == 31 then CheckSPAlignment();

base = if n == 31 then SP[64] else X[n, 64];
offset = X[m, 64];
addr = AddressAdd(base, UInt(offset) * mbytes, accdesc);

for r = 0 to nreg-1
    for e = 0 to elements-1
        if ActivePredicateElement(mask, r * elements + e, esize) then
            Elem[values[r], e, esize] = Mem[addr, mbytes, accdesc];
        else
            Elem[values[r], e, esize] = Zeros(esize);
        addr = AddressIncrement(addr, mbytes, accdesc);

for r = 0 to nreg-1
    Z[transfer, VL] = values[r];
    transfer = transfer + tstride;
```

Operational information

If PSTATE.DIT is 1, the timing of this instruction is insensitive to the value of the data being loaded or stored when its governing predicate register contains the same value for each execution.

Internal version only: aarchmrs v2025-03_rel, pseudocode v2025-03_rel ; Build timestamp: 2025-03-21T17:41

Copyright © 2010-2025 Arm Limited or its affiliates. All rights reserved. This document is Non-Confidential.

LDNT1H (scalar plus immediate, strided registers)

Contiguous load non-temporal of halfwords to multiple strided vectors (immediate index)

This instruction performs a contiguous non-temporal load of halfwords to elements of two or four strided vector registers from the memory address generated by a 64-bit scalar base and immediate index which is multiplied by the vector's in-memory size, irrespective of predication, and added to the base address.

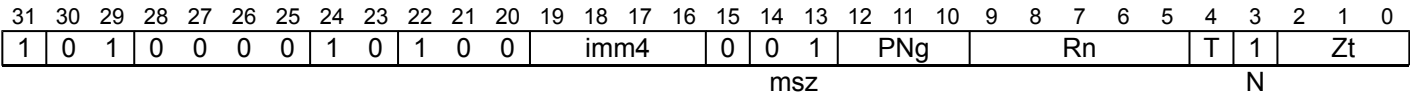
Inactive elements will not cause a read from Device memory or signal a fault, and are set to zero in the destination vector.

A non-temporal load is a hint to the system that this data is unlikely to be referenced again soon.

It has encodings from 2 classes: [Two registers](#) and [Four registers](#)

Two registers

(FEAT_SME2)



Encoding

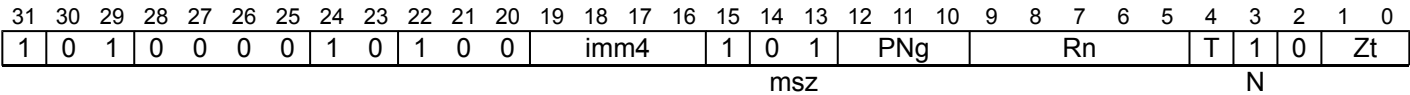
LDNT1H { <Zt1>.H, <Zt2>.H }, <PNg>/Z, [<Xn|SP>{, #<imm>, MUL VL}]

Decode for this encoding

```
if !IsFeatureImplemented(FEAT_SME2) then EndOfDecode(Decode_UNDEF);
constant integer n = UInt(Rn);
constant integer g = UInt('1':PNg);
constant integer nreg = 2;
constant integer tstride = 8;
constant integer t = UInt(T:'0':Zt);
constant integer esize = 16;
constant integer offset = SInt(imm4);
```

Four registers

(FEAT_SME2)



Encoding

LDNT1H { <Zt1>.H, <Zt2>.H, <Zt3>.H, <Zt4>.H }, <PNg>/Z, [<Xn|SP>{, #<imm>, MUL VL}]

Decode for this encoding

```
if !IsFeatureImplemented(FEAT_SME2) then EndOfDecode(Decode_UNDEF);
constant integer n = UInt(Rn);
constant integer g = UInt('1':PNg);
constant integer nreg = 4;
constant integer tstride = 4;
constant integer t = UInt(T:'00':Zt);
constant integer esize = 16;
constant integer offset = SInt(imm4);
```

Assembler Symbols

<Zt1> For the "Two registers" variant: is the name of the first scalable vector register Z0-Z7 or Z16-Z23 to be transferred, encoded as "T:'0':Zt".

	For the "Four registers" variant: is the name of the first scalable vector register Z0-Z3 or Z16-Z19 to be transferred, encoded as "T:'00':Zt".
<Zt2>	For the "Two registers" variant: is the name of the second scalable vector register Z8-Z15 or Z24-Z31 to be transferred, encoded as "T:'1':Zt". For the "Four registers" variant: is the name of the second scalable vector register Z4-Z7 or Z20-Z23 to be transferred, encoded as "T:'01':Zt".
<PNg>	Is the name of the governing scalable predicate register PN8-PN15, with predicate-as-counter encoding, encoded in the "PNg" field.
<Xn SP>	Is the 64-bit name of the general-purpose base register or stack pointer, encoded in the "Rn" field.
<imm>	For the "Two registers" variant: is the optional signed immediate vector offset, a multiple of 2 in the range -16 to 14, defaulting to 0, encoded in the "imm4" field. For the "Four registers" variant: is the optional signed immediate vector offset, a multiple of 4 in the range -32 to 28, defaulting to 0, encoded in the "imm4" field.
<Zt3>	Is the name of the third scalable vector register Z8-Z11 or Z24-Z27 to be transferred, encoded as "T:'10':Zt".
<Zt4>	Is the name of the fourth scalable vector register Z12-Z15 or Z28-Z31 to be transferred, encoded as "T:'11':Zt".

Operation

```

CheckStreamingSVEEnabled();
constant integer VL = CurrentVL;
constant integer PL = VL DIV 8;
constant integer elements = VL DIV esize;
constant integer mbytes = esize DIV 8;
bits(64) base;
bits(64) addr;
constant bits(PL) pred = P[g, PL];
constant bits(PL * nreg) mask = CounterToPredicate(pred<15:0>, PL * nreg);
array [0..3] of bits(VL) values;
constant boolean contiguous = TRUE;
constant boolean nontemporal = TRUE;
integer transfer = t;
constant boolean tagchecked = n != 31;
constant AccessDescriptor accdesc = CreateAccDescSVE(MemOp_LOAD, nontemporal, contiguous,
                                                    tagchecked);

if !AnyActiveElement(mask, esize) then
    if n == 31 && ConstrainUnpredictableBool(Unpredictable_CHECKSPNONEACTIVE) then
        CheckSPAlignment();
    else
        if n == 31 then CheckSPAlignment();

base = if n == 31 then SP[64] else X[n, 64];
addr = AddressAdd(base, offset * nreg * elements * mbytes, accdesc);

for r = 0 to nreg-1
    for e = 0 to elements-1
        if ActivePredicateElement(mask, r * elements + e, esize) then
            Elem[values[r], e, esize] = Mem[addr, mbytes, accdesc];
        else
            Elem[values[r], e, esize] = Zeros(esize);
        addr = AddressIncrement(addr, mbytes, accdesc);

for r = 0 to nreg-1
    Z[transfer, VL] = values[r];
    transfer = transfer + tstride;

```

Operational information

If PSTATE.DIT is 1, the timing of this instruction is insensitive to the value of the data being loaded or stored when its governing predicate register contains the same value for each execution.

LDNT1H (scalar plus scalar, strided registers)

Contiguous load non-temporal of halfwords to multiple strided vectors (scalar index)

This instruction performs a contiguous non-temporal load of halfwords to elements of two or four strided vector registers from the memory address generated by a 64-bit scalar base and scalar index which is added to the base address. After each element access the index value is incremented, but the index register is not updated.

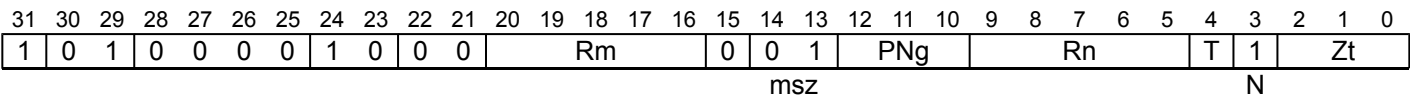
Inactive elements will not cause a read from Device memory or signal a fault, and are set to zero in the destination vector.

A non-temporal load is a hint to the system that this data is unlikely to be referenced again soon.

It has encodings from 2 classes: [Two registers](#) and [Four registers](#)

Two registers

(FEAT_SME2)



Encoding

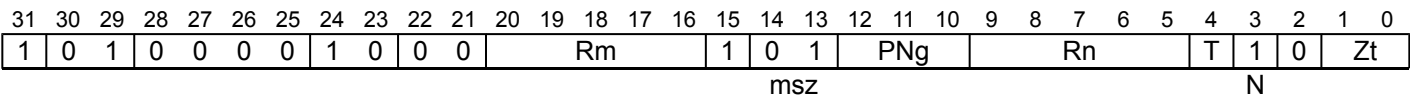
LDNT1H { <Zt1>.H, <Zt2>.H }, <PNg>/Z, [<Xn|SP>, <Xm>, LSL #1]

Decode for this encoding

```
if !IsFeatureImplemented(FEAT_SME2) then EndOfDecode(Decode_UNDEF);
constant integer n = UInt(Rn);
constant integer m = UInt(Rm);
constant integer g = UInt('1':PNg);
constant integer nreg = 2;
constant integer tstride = 8;
constant integer t = UInt(T:'0':Zt);
constant integer esize = 16;
```

Four registers

(FEAT_SME2)



Encoding

LDNT1H { <Zt1>.H, <Zt2>.H, <Zt3>.H, <Zt4>.H }, <PNg>/Z, [<Xn|SP>, <Xm>, LSL #1]

Decode for this encoding

```
if !IsFeatureImplemented(FEAT_SME2) then EndOfDecode(Decode_UNDEF);
constant integer n = UInt(Rn);
constant integer m = UInt(Rm);
constant integer g = UInt('1':PNg);
constant integer nreg = 4;
constant integer tstride = 4;
constant integer t = UInt(T:'00':Zt);
constant integer esize = 16;
```

Assembler Symbols

<Zt1> For the "Two registers" variant: is the name of the first scalable vector register Z0-Z7 or Z16-Z23 to be transferred, encoded as "T:'0':Zt".

For the "Four registers" variant: is the name of the first scalable vector register Z0-Z3 or Z16-Z19 to be transferred, encoded as "T:'00':Zt".

- <Zt2> For the "Two registers" variant: is the name of the second scalable vector register Z8-Z15 or Z24-Z31 to be transferred, encoded as "T:'1':Zt".
- For the "Four registers" variant: is the name of the second scalable vector register Z4-Z7 or Z20-Z23 to be transferred, encoded as "T:'01':Zt".
- <PNg> Is the name of the governing scalable predicate register PN8-PN15, with predicate-as-counter encoding, encoded in the "PNg" field.
- <Xn|SP> Is the 64-bit name of the general-purpose base register or stack pointer, encoded in the "Rn" field.
- <Xm> Is the 64-bit name of the general-purpose offset register, encoded in the "Rm" field.
- <Zt3> Is the name of the third scalable vector register Z8-Z11 or Z24-Z27 to be transferred, encoded as "T:'10':Zt".
- <Zt4> Is the name of the fourth scalable vector register Z12-Z15 or Z28-Z31 to be transferred, encoded as "T:'11':Zt".

Operation

```
CheckStreamingSVEEnabled();
constant integer VL = CurrentVL;
constant integer PL = VL DIV 8;
constant integer elements = VL DIV esize;
constant integer mbytes = esize DIV 8;
bits(64) offset;
bits(64) base;
bits(64) addr;
constant bits(PL) pred = P[g, PL];
constant bits(PL * nreg) mask = CounterToPredicate(pred<15:0>, PL * nreg);
array [0..3] of bits(VL) values;
constant boolean contiguous = TRUE;
constant boolean nontemporal = TRUE;
integer transfer = t;
constant boolean tagchecked = TRUE;
constant AccessDescriptor accdesc = CreateAccDescSVE(MemOp_LOAD, nontemporal, contiguous,
                                                    tagchecked);

if !AnyActiveElement(mask, esize) then
    if n == 31 && ConstrainUnpredictableBool(Unpredictable_CHECKSPNONEACTIVE) then
        CheckSPAlignment();
    else
        if n == 31 then CheckSPAlignment();

base = if n == 31 then SP[64] else X[n, 64];
offset = X[m, 64];
addr = AddressAdd(base, UInt(offset) * mbytes, accdesc);

for r = 0 to nreg-1
    for e = 0 to elements-1
        if ActivePredicateElement(mask, r * elements + e, esize) then
            Elem[values[r], e, esize] = Mem[addr, mbytes, accdesc];
        else
            Elem[values[r], e, esize] = Zeros(esize);
        addr = AddressIncrement(addr, mbytes, accdesc);

for r = 0 to nreg-1
    Z[transfer, VL] = values[r];
    transfer = transfer + tstride;
```

Operational information

If PSTATE.DIT is 1, the timing of this instruction is insensitive to the value of the data being loaded or stored when its governing predicate register contains the same value for each execution.

Internal version only: aarchmrs v2025-03_rel, pseudocode v2025-03_rel ; Build timestamp: 2025-03-21T17:41

Copyright © 2010-2025 Arm Limited or its affiliates. All rights reserved. This document is Non-Confidential.

LDNT1W (scalar plus immediate, strided registers)

Contiguous load non-temporal of words to multiple strided vectors (immediate index)

This instruction performs a contiguous non-temporal load of words to elements of two or four strided vector registers from the memory address generated by a 64-bit scalar base and immediate index which is multiplied by the vector's in-memory size, irrespective of predication, and added to the base address.

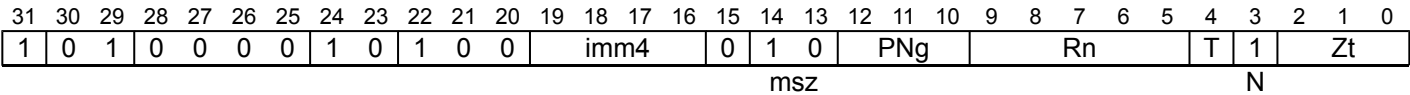
Inactive elements will not cause a read from Device memory or signal a fault, and are set to zero in the destination vector.

A non-temporal load is a hint to the system that this data is unlikely to be referenced again soon.

It has encodings from 2 classes: [Two registers](#) and [Four registers](#)

Two registers

(FEAT_SME2)



Encoding

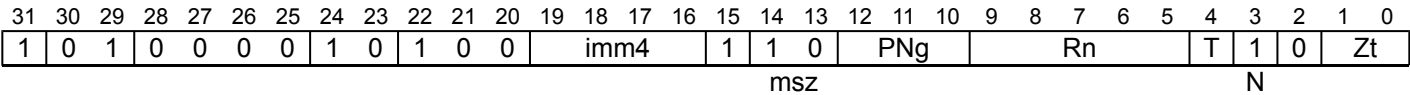
LDNT1W { <Zt1>.S, <Zt2>.S }, <PNg>/Z, [<Xn|SP>{, #<imm>, MUL VL}]

Decode for this encoding

```
if !IsFeatureImplemented(FEAT_SME2) then EndOfDecode(Decode_UNDEF);
constant integer n = UInt(Rn);
constant integer g = UInt('1':PNg);
constant integer nreg = 2;
constant integer tstride = 8;
constant integer t = UInt(T:'0':Zt);
constant integer esize = 32;
constant integer offset = SInt(imm4);
```

Four registers

(FEAT_SME2)



Encoding

LDNT1W { <Zt1>.S, <Zt2>.S, <Zt3>.S, <Zt4>.S }, <PNg>/Z, [<Xn|SP>{, #<imm>, MUL VL}]

Decode for this encoding

```
if !IsFeatureImplemented(FEAT_SME2) then EndOfDecode(Decode_UNDEF);
constant integer n = UInt(Rn);
constant integer g = UInt('1':PNg);
constant integer nreg = 4;
constant integer tstride = 4;
constant integer t = UInt(T:'00':Zt);
constant integer esize = 32;
constant integer offset = SInt(imm4);
```

Assembler Symbols

<Zt1> For the "Two registers" variant: is the name of the first scalable vector register Z0-Z7 or Z16-Z23 to be transferred, encoded as "T:'0':Zt".

	For the "Four registers" variant: is the name of the first scalable vector register Z0-Z3 or Z16-Z19 to be transferred, encoded as "T:'00':Zt".
<Zt2>	For the "Two registers" variant: is the name of the second scalable vector register Z8-Z15 or Z24-Z31 to be transferred, encoded as "T:'1':Zt". For the "Four registers" variant: is the name of the second scalable vector register Z4-Z7 or Z20-Z23 to be transferred, encoded as "T:'01':Zt".
<PNg>	Is the name of the governing scalable predicate register PN8-PN15, with predicate-as-counter encoding, encoded in the "PNg" field.
<Xn SP>	Is the 64-bit name of the general-purpose base register or stack pointer, encoded in the "Rn" field.
<imm>	For the "Two registers" variant: is the optional signed immediate vector offset, a multiple of 2 in the range -16 to 14, defaulting to 0, encoded in the "imm4" field. For the "Four registers" variant: is the optional signed immediate vector offset, a multiple of 4 in the range -32 to 28, defaulting to 0, encoded in the "imm4" field.
<Zt3>	Is the name of the third scalable vector register Z8-Z11 or Z24-Z27 to be transferred, encoded as "T:'10':Zt".
<Zt4>	Is the name of the fourth scalable vector register Z12-Z15 or Z28-Z31 to be transferred, encoded as "T:'11':Zt".

Operation

```

CheckStreamingSVEEnabled();
constant integer VL = CurrentVL;
constant integer PL = VL DIV 8;
constant integer elements = VL DIV esize;
constant integer mbytes = esize DIV 8;
bits(64) base;
bits(64) addr;
constant bits(PL) pred = P[g, PL];
constant bits(PL * nreg) mask = CounterToPredicate(pred<15:0>, PL * nreg);
array [0..3] of bits(VL) values;
constant boolean contiguous = TRUE;
constant boolean nontemporal = TRUE;
integer transfer = t;
constant boolean tagchecked = n != 31;
constant AccessDescriptor accdesc = CreateAccDescSVE(MemOp_LOAD, nontemporal, contiguous,
                                                    tagchecked);

if !AnyActiveElement(mask, esize) then
    if n == 31 && ConstrainUnpredictableBool(Unpredictable_CHECKSPNONEACTIVE) then
        CheckSPAlignment();
    else
        if n == 31 then CheckSPAlignment();

base = if n == 31 then SP[64] else X[n, 64];
addr = AddressAdd(base, offset * nreg * elements * mbytes, accdesc);

for r = 0 to nreg-1
    for e = 0 to elements-1
        if ActivePredicateElement(mask, r * elements + e, esize) then
            Elem[values[r], e, esize] = Mem[addr, mbytes, accdesc];
        else
            Elem[values[r], e, esize] = Zeros(esize);
        addr = AddressIncrement(addr, mbytes, accdesc);

for r = 0 to nreg-1
    Z[transfer, VL] = values[r];
    transfer = transfer + tstride;

```

Operational information

If PSTATE.DIT is 1, the timing of this instruction is insensitive to the value of the data being loaded or stored when its governing predicate register contains the same value for each execution.

LDNT1W (scalar plus scalar, strided registers)

Contiguous load non-temporal of words to multiple strided vectors (scalar index)

This instruction performs a contiguous non-temporal load of words to elements of two or four strided vector registers from the memory address generated by a 64-bit scalar base and scalar index which is added to the base address. After each element access the index value is incremented, but the index register is not updated.

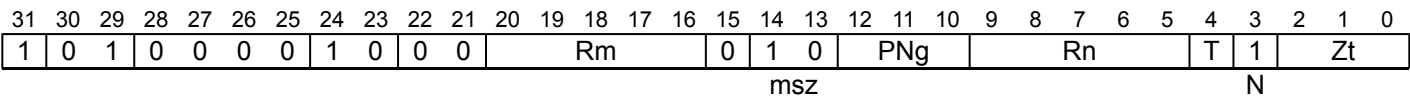
Inactive elements will not cause a read from Device memory or signal a fault, and are set to zero in the destination vector.

A non-temporal load is a hint to the system that this data is unlikely to be referenced again soon.

It has encodings from 2 classes: [Two registers](#) and [Four registers](#)

Two registers

(FEAT_SME2)



Encoding

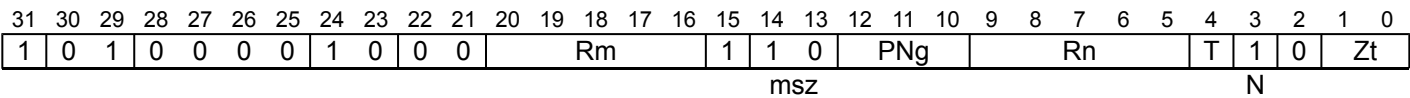
LDNT1W { <Zt1>.S, <Zt2>.S }, <PNg>/Z, [<Xn|SP>, <Xm>, LSL #2]

Decode for this encoding

```
if !IsFeatureImplemented(FEAT_SME2) then EndOfDecode(Decode_UNDEF);
constant integer n = UInt(Rn);
constant integer m = UInt(Rm);
constant integer g = UInt('1':PNg);
constant integer nreg = 2;
constant integer tstride = 8;
constant integer t = UInt(T:'0':Zt);
constant integer esize = 32;
```

Four registers

(FEAT_SME2)



Encoding

LDNT1W { <Zt1>.S, <Zt2>.S, <Zt3>.S, <Zt4>.S }, <PNg>/Z, [<Xn|SP>, <Xm>, LSL #2]

Decode for this encoding

```
if !IsFeatureImplemented(FEAT_SME2) then EndOfDecode(Decode_UNDEF);
constant integer n = UInt(Rn);
constant integer m = UInt(Rm);
constant integer g = UInt('1':PNg);
constant integer nreg = 4;
constant integer tstride = 4;
constant integer t = UInt(T:'00':Zt);
constant integer esize = 32;
```

Assembler Symbols

<Zt1> For the "Two registers" variant: is the name of the first scalable vector register Z0-Z7 or Z16-Z23 to be transferred, encoded as "T:'0':Zt".

For the "Four registers" variant: is the name of the first scalable vector register Z0-Z3 or Z16-Z19 to be transferred, encoded as "T:'00':Zt".

<Zt2>	For the "Two registers" variant: is the name of the second scalable vector register Z8-Z15 or Z24-Z31 to be transferred, encoded as "T:'1':Zt". For the "Four registers" variant: is the name of the second scalable vector register Z4-Z7 or Z20-Z23 to be transferred, encoded as "T:'01':Zt".
<PNg>	Is the name of the governing scalable predicate register PN8-PN15, with predicate-as-counter encoding, encoded in the "PNg" field.
<Xn SP>	Is the 64-bit name of the general-purpose base register or stack pointer, encoded in the "Rn" field.
<Xm>	Is the 64-bit name of the general-purpose offset register, encoded in the "Rm" field.
<Zt3>	Is the name of the third scalable vector register Z8-Z11 or Z24-Z27 to be transferred, encoded as "T:'10':Zt".
<Zt4>	Is the name of the fourth scalable vector register Z12-Z15 or Z28-Z31 to be transferred, encoded as "T:'11':Zt".

Operation

```
CheckStreamingSVEEnabled();
constant integer VL = CurrentVL;
constant integer PL = VL DIV 8;
constant integer elements = VL DIV esize;
constant integer mbytes = esize DIV 8;
bits(64) offset;
bits(64) base;
bits(64) addr;
constant bits(PL) pred = P[g, PL];
constant bits(PL * nreg) mask = CounterToPredicate(pred<15:0>, PL * nreg);
array [0..3] of bits(VL) values;
constant boolean contiguous = TRUE;
constant boolean nontemporal = TRUE;
integer transfer = t;
constant boolean tagchecked = TRUE;
constant AccessDescriptor accdesc = CreateAccDescSVE(MemOp_LOAD, nontemporal, contiguous,
tagchecked);

if !AnyActiveElement(mask, esize) then
    if n == 31 && ConstrainUnpredictableBool(Unpredictable_CHECKSPNONEACTIVE) then
        CheckSPAlignment();
    else
        if n == 31 then CheckSPAlignment();

base = if n == 31 then SP[64] else X[n, 64];
offset = X[m, 64];
addr = AddressAdd(base, UInt(offset) * mbytes, accdesc);

for r = 0 to nreg-1
    for e = 0 to elements-1
        if ActivePredicateElement(mask, r * elements + e, esize) then
            Elem[values[r], e, esize] = Mem[addr, mbytes, accdesc];
        else
            Elem[values[r], e, esize] = Zeros(esize);
        addr = AddressIncrement(addr, mbytes, accdesc);

for r = 0 to nreg-1
    Z[transfer, VL] = values[r];
    transfer = transfer + tstride;
```

Operational information

If PSTATE.DIT is 1, the timing of this instruction is insensitive to the value of the data being loaded or stored when its governing predicate register contains the same value for each execution.

Internal version only: aarchmrs v2025-03_rel, pseudocode v2025-03_rel ; Build timestamp: 2025-03-21T17:41

Copyright © 2010-2025 Arm Limited or its affiliates. All rights reserved. This document is Non-Confidential.

LDR (array vector)

Load ZA array vector

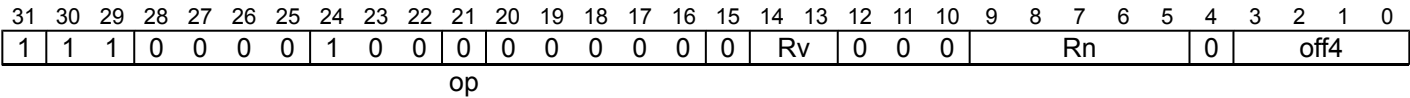
This instruction performs a contiguous load of bytes to a ZA array vector from the memory address generated by a 64-bit scalar base plus an optional immediate offset multiplied by the current vector length in bytes. The ZA array vector is selected by the sum of the vector select register and the same immediate offset, modulo the number of bytes in a Streaming SVE vector.

This instruction is unpredicated.

The load is performed as contiguous byte accesses, with no endian conversion and no guarantee of single-copy atomicity larger than a byte. However, if alignment is checked, then the base register must be aligned to 16 bytes.

This instruction does not require the PE to be in Streaming SVE mode, and it is expected that this instruction will not experience a significant slowdown due to contention with other PEs that are executing in Streaming SVE mode.

SME (FEAT_SME)



Encoding

```
LDR ZA[<Wv>, <offs>], [<Xn|SP>{, #<offs>, MUL VL}]
```

Decode for this encoding

```
if !IsFeatureImplemented(FEAT_SME) then EndOfDecode(Decode_UNDEF);
constant integer n = UInt(Rn);
constant integer v = UInt('011':Rv);
constant integer offset = UInt(off4);
```

Assembler Symbols

- <Wv> Is the 32-bit name of the vector select register W12-W15, encoded in the "Rv" field.
- <offs> Is the vector select offset and optional memory offset, in the range 0 to 15, defaulting to 0, encoded in the "off4" field.
- <Xn|SP> Is the 64-bit name of the general-purpose base register or stack pointer, encoded in the "Rn" field.

Operation

```
CheckSMEAndZAEnabled();
constant integer SVL = CurrentSVL;
constant integer dim = SVL DIV 8;
bits(64) base;
constant integer moffs = offset * dim;
bits(SVL) result;
constant bits(32) vbase = X[v, 32];
constant integer vec = (UInt(vbase) + offset) MOD dim;
constant boolean contiguous = TRUE;
constant boolean nontemporal = FALSE;
constant boolean tagchecked = n != 31;
constant AccessDescriptor accdesc = CreateAccDescSME(MemOp\_LOAD, nontemporal, contiguous,
                                                    tagchecked);

if IsFeatureImplemented(FEAT_TME) && TSTATE.depth > 0 then
    FailTransaction(TMFailure\_ERR, FALSE);

if n == 31 then
    CheckSPAlignment();
    base = SP[64];
else
    base = X[n, 64];

bits(64) addr = AddressAdd(base, moffs, accdesc);

constant boolean aligned = IsAligned(addr, 16);

if !aligned && AlignmentEnforced() then
    constant FaultRecord fault = AlignmentFault(accdesc, addr);
    AArch64.Abort(fault);

for e = 0 to dim-1
    Elem[result, e, 8] = AArch64.MemSingle(addr, 1, accdesc, aligned);
    addr = AddressIncrement(addr, 1, accdesc);

ZAvector[vec, SVL] = result;
```

Operational information

If PSTATE.DIT is 1, the timing of this instruction is insensitive to the value of the data being loaded or stored.

Internal version only: aarchmrs v2025-03_rel, pseudocode v2025-03_rel ; Build timestamp: 2025-03-21T17:41

Copyright © 2010-2025 Arm Limited or its affiliates. All rights reserved. This document is Non-Confidential.

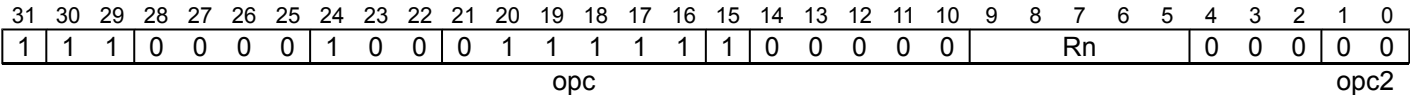
LDR (table)

Load ZT0 register

This instruction loads the 64-byte ZT0 register from the memory address provided in the 64-bit scalar base register. This instruction is unpredicated. The load is performed as contiguous byte accesses, with no endian conversion and no guarantee of single-copy atomicity larger than a byte. However, if alignment is checked, then the base register must be aligned to 16 bytes.

This instruction does not require the PE to be in Streaming SVE mode, and it is expected that this instruction will not experience a significant slowdown due to contention with other PEs that are executing in Streaming SVE mode.

SME2
(FEAT_SME2)



Encoding

```
LDR ZT0, [<Xn|SP>]
```

Decode for this encoding

```
if !IsFeatureImplemented(FEAT_SME2) then EndOfDecode(Decode_UNDEF);
constant integer n = UInt(Rn);
```

Assembler Symbols

<Xn|SP> Is the 64-bit name of the general-purpose base register or stack pointer, encoded in the "Rn" field.

Operation

```
CheckSMEEnabled();
CheckSMEZT0Enabled();
constant integer elements = 512 DIV 8;
bits(64) addr;
bits(512) result;
constant boolean contiguous = TRUE;
constant boolean nontemporal = FALSE;
constant boolean tagchecked = n != 31;
constant AccessDescriptor accdesc = CreateAccDescSME(MemOp\_LOAD, nontemporal, contiguous,
                                                    tagchecked);

if IsFeatureImplemented(FEAT_TME) && TSTATE.depth > 0 then
    FailTransaction(TMFailure\_ERR, FALSE);

if n == 31 then
    CheckSPAlignment();
    addr = SP[64];
else
    addr = X[n, 64];

constant boolean aligned = IsAligned(addr, 16);

if !aligned && AlignmentEnforced() then
    constant FaultRecord fault = AlignmentFault(accdesc, addr);
    AArch64.Abort(fault);

for e = 0 to elements-1
    Elem[result, e, 8] = AArch64.MemSingle[addr, 1, accdesc, aligned];
    addr = AddressIncrement(addr, 1, accdesc);

ZT0[512] = result;
```

Operational information

If PSTATE.DIT is 1, the timing of this instruction is insensitive to the value of the data being loaded or stored.

Internal version only: aarchmrs v2025-03_rel, pseudocode v2025-03_rel ; Build timestamp: 2025-03-21T17:41

Copyright © 2010-2025 Arm Limited or its affiliates. All rights reserved. This document is Non-Confidential.

LUTI2 (four registers)

Lookup table read with 2-bit indexes (four registers)

This instruction copies 8-bit, 16-bit or 32-bit elements from ZT0 to four destination vectors using packed 2-bit indices from a segment of the source vector register. A segment corresponds to a portion of the source vector that is consumed in order to fill the destination vector. The segment is selected by the vector segment index modulo the total number of segments.

This instruction is unpredicated.

It has encodings from 2 classes: [Consecutive](#) and [Strided](#)

Consecutive (FEAT_SME2)

31	30	29	28	27	26	25	24	23	22	21	20	19	18	17	16	15	14	13	12	11	10	9	8	7	6	5	4	3	2	1	0
1	1	0	0	0	0	0	0	1	0	0	0	1	1	i2	1	0	size	0	0	Zn				Zd				0	0		
opc2																															

Encoding

LUTI2 { <Zd1>.<T>-<Zd4>.<T> }, ZT0, <Zn>[<index>]

Decode for this encoding

```
if !IsFeatureImplemented(FEAT_SME2) then EndOfDecode(Decode_UNDEF);
if size == '11' then EndOfDecode(Decode_UNDEF);
constant integer esize = 8 << UInt(size);
constant integer isize = 2;
constant integer n = UInt(Zn);
constant integer dstride = 1;
constant integer d = UInt(Zd:'00');
constant integer imm = UInt(i2);
constant integer nreg = 4;
```

Strided (FEAT_SME2p1)

31	30	29	28	27	26	25	24	23	22	21	20	19	18	17	16	15	14	13	12	11	10	9	8	7	6	5	4	3	2	1	0
1	1	0	0	0	0	0	0	1	0	0	1	1	1	i2	1	0	size	0	0	Zn				D	0	0	Zd				
opc2																															

Encoding

LUTI2 { <Zd1>.<T>, <Zd2>.<T>, <Zd3>.<T>, <Zd4>.<T> }, ZT0, <Zn>[<index>]

Decode for this encoding

```
if !IsFeatureImplemented(FEAT_SME2p1) then EndOfDecode(Decode_UNDEF);
if size == '10' || size == '11' then EndOfDecode(Decode_UNDEF);
constant integer esize = 8 << UInt(size);
constant integer isize = 2;
constant integer n = UInt(Zn);
constant integer dstride = 4;
constant integer d = UInt(D:'00':Zd);
constant integer imm = UInt(i2);
constant integer nreg = 4;
```

Assembler Symbols

<Zd1> For the "Consecutive" variant: is the name of the first scalable vector register of the destination multi-vector group, encoded as "Zd" times 4.

For the "Strided" variant: is the name of the first scalable vector register Z0-Z3 or Z16-Z19 of the destination multi-vector group, encoded as "D:'00':Zd".

<T> For the "Consecutive" variant: is the size specifier, encoded in "size":

size	<T>
00	B
01	H
10	S
11	RESERVED

For the "Strided" variant: is the size specifier, encoded in "size<0>":

size<0>	<T>
0	B
1	H

<Zd4> For the "Consecutive" variant: is the name of the fourth scalable vector register of the destination multi-vector group, encoded as "Zd" times 4 plus 3.

For the "Strided" variant: is the name of the fourth scalable vector register Z12-Z15 or Z28-Z31 of the destination multi-vector group, encoded as "D:'11':Zd".

<Zn> Is the name of the source scalable vector register, encoded in the "Zn" field.

<index> Is the vector segment index, in the range 0 to 3, encoded in the "i2" field.

<Zd2> Is the name of the second scalable vector register Z4-Z7 or Z20-Z23 of the destination multi-vector group, encoded as "D:'01':Zd".

<Zd3> Is the name of the third scalable vector register Z8-Z11 or Z24-Z27 of the destination multi-vector group, encoded as "D:'10':Zd".

Operation

```

CheckStreamingSVEEnabled();
CheckSMEZT0Enabled();
constant integer VL = CurrentVL;
constant integer elements = VL DIV esize;
constant integer segments = esize DIV (isize * nreg);
constant integer segment = imm MOD segments;
constant bits(VL) indexes = Z[n, VL];
integer dst = d;
constant bits(512) table = ZT0[512];

for r = 0 to nreg-1
    constant integer base = (segment * nreg + r) * elements;
    bits(VL) result;
    for e = 0 to elements-1
        constant integer index = UInt(Elem[indexes, base+e, isize]);
        Elem[result, e, esize] = Elem[table, index, 32]<esize-1:0>;
    Z[dst, VL] = result;
    dst = dst + dststride;

```

Operational information

If PSTATE.DIT is 1:

- The execution time of this instruction is independent of:
 - The values of the data supplied in any of its registers.
 - The values of the NZCV flags.
- The response of this instruction to asynchronous exceptions does not vary based on:
 - The values of the data supplied in any of its registers.
 - The values of the NZCV flags.

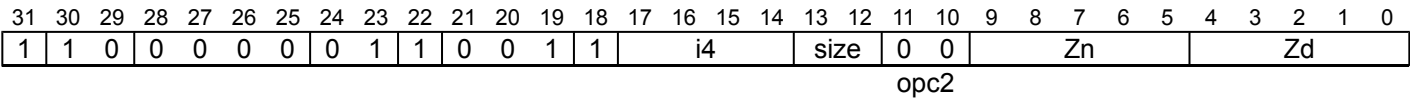
LUTI2 (single)

Lookup table read with 2-bit indexes (single)

This instruction copies 8-bit, 16-bit or 32-bit elements from ZT0 to one destination vector using packed 2-bit indices from a segment of the source vector register. A segment corresponds to a portion of the source vector that is consumed in order to fill the destination vector. The segment is selected by the vector segment index modulo the total number of segments.

This instruction is unpredicated.

SME2 (FEAT_SME2)



Encoding

LUTI2 <Zd>.<T>, ZT0, <Zn>[<index>]

Decode for this encoding

```
if !IsFeatureImplemented(FEAT_SME2) then EndOfDecode(Decode_UNDEF);
if size == '11' then EndOfDecode(Decode_UNDEF);
constant integer esize = 8 << UInt(size);
constant integer isize = 2;
constant integer n = UInt(Zn);
constant integer d = UInt(Zd);
constant integer imm = UInt(i4);
constant integer nreg = 1;
```

Assembler Symbols

<Zd> Is the name of the destination scalable vector register, encoded in the "Zd" field.

<T> Is the size specifier, encoded in “size”:

size	<T>
00	B
01	H
10	S
11	RESERVED

<Zn> Is the name of the source scalable vector register, encoded in the "Zn" field.

<index> Is the vector segment index, in the range 0 to 15, encoded in the "i4" field.

Operation

```
CheckStreamingSVEEnabled();
CheckSMEZT0Enabled();
constant integer VL = CurrentVL;
constant integer elements = VL DIV esize;
constant integer segments = esize DIV (isize * nreg);
constant integer segment = imm MOD segments;
constant bits(VL) indexes = Z[n, VL];
constant integer dst = d;
constant bits(512) table = ZT0[512];

for r = 0 to nreg-1
    constant integer base = (segment * nreg + r) * elements;
    bits(VL) result;
    for e = 0 to elements-1
        constant integer index = UInt(Elem[indexes, base+e, isize]);
        Elem[result, e, esize] = Elem[table, index, 32]<esize-1:0>;
    Z[dst+r, VL] = result;
```

Operational information

If PSTATE.DIT is 1:

- The execution time of this instruction is independent of:
 - The values of the data supplied in any of its registers.
 - The values of the NZCV flags.
- The response of this instruction to asynchronous exceptions does not vary based on:
 - The values of the data supplied in any of its registers.
 - The values of the NZCV flags.

Internal version only: aarchmrs v2025-03_rel, pseudocode v2025-03_rel ; Build timestamp: 2025-03-21T17:41

Copyright © 2010-2025 Arm Limited or its affiliates. All rights reserved. This document is Non-Confidential.

LUTI2 (two registers)

Lookup table read with 2-bit indexes (two registers)

This instruction copies 8-bit, 16-bit or 32-bit elements from ZT0 to two destination vectors using packed 2-bit indices from a segment of the source vector register. A segment corresponds to a portion of the source vector that is consumed in order to fill the destination vector. The segment is selected by the vector segment index modulo the total number of segments.

This instruction is unpredicated.

It has encodings from 2 classes: [Consecutive](#) and [Strided](#)

Consecutive (FEAT_SME2)

31	30	29	28	27	26	25	24	23	22	21	20	19	18	17	16	15	14	13	12	11	10	9	8	7	6	5	4	3	2	1	0
1	1	0	0	0	0	0	0	1	0	0	0	1	1	i3		1		size		0	0	Zn				Zd				0	
opc2																															

Encoding

LUTI2 { <Zd1>.<T>-<Zd2>.<T> }, ZT0, <Zn>[<index>]

Decode for this encoding

```
if !IsFeatureImplemented(FEAT_SME2) then EndOfDecode(Decode_UNDEF);
if size == '11' then EndOfDecode(Decode_UNDEF);
constant integer esize = 8 << UInt(size);
constant integer isize = 2;
constant integer n = UInt(Zn);
constant integer dstride = 1;
constant integer d = UInt(Zd:'0');
constant integer imm = UInt(i3);
constant integer nreg = 2;
```

Strided (FEAT_SME2p1)

31	30	29	28	27	26	25	24	23	22	21	20	19	18	17	16	15	14	13	12	11	10	9	8	7	6	5	4	3	2	1	0
1	1	0	0	0	0	0	0	1	0	0	1	1	1	i3		1		size		0	0	Zn				D	0	Zd			
opc2																															

Encoding

LUTI2 { <Zd1>.<T>, <Zd2>.<T> }, ZT0, <Zn>[<index>]

Decode for this encoding

```
if !IsFeatureImplemented(FEAT_SME2p1) then EndOfDecode(Decode_UNDEF);
if size == '10' || size == '11' then EndOfDecode(Decode_UNDEF);
constant integer esize = 8 << UInt(size);
constant integer isize = 2;
constant integer n = UInt(Zn);
constant integer dstride = 8;
constant integer d = UInt(D:'0':Zd);
constant integer imm = UInt(i3);
constant integer nreg = 2;
```

Assembler Symbols

<Zd1> For the "Consecutive" variant: is the name of the first scalable vector register of the destination multi-vector group, encoded as "Zd" times 2.

For the "Strided" variant: is the name of the first scalable vector register Z0-Z7 or Z16-Z23 of the destination multi-vector group, encoded as "D:'0':Zd".

<T> For the "Consecutive" variant: is the size specifier, encoded in "size":

size	<T>
00	B
01	H
10	S
11	RESERVED

For the "Strided" variant: is the size specifier, encoded in "size<0>":

size<0>	<T>
0	B
1	H

<Zd2> For the "Consecutive" variant: is the name of the second scalable vector register of the destination multi-vector group, encoded as "Zd" times 2 plus 1.

For the "Strided" variant: is the name of the second scalable vector register Z8-Z15 or Z24-Z31 of the destination multi-vector group, encoded as "D:'1':Zd".

<Zn> Is the name of the source scalable vector register, encoded in the "Zn" field.

<index> Is the vector segment index, in the range 0 to 7, encoded in the "i3" field.

Operation

```

CheckStreamingSVEEnabled();
CheckSMEZT0Enabled();
constant integer VL = CurrentVL;
constant integer elements = VL DIV esize;
constant integer segments = esize DIV (isize * nreg);
constant integer segment = imm MOD segments;
constant bits(VL) indexes = Z[n, VL];
integer dst = d;
constant bits(512) table = ZT0[512];

for r = 0 to nreg-1
    constant integer base = (segment * nreg + r) * elements;
    bits(VL) result;
    for e = 0 to elements-1
        constant integer index = UInt(Elem[indexes, base+e, isize]);
        Elem[result, e, esize] = Elem[table, index, 32]<esize-1:0>;
    Z[dst, VL] = result;
    dst = dst + dststride;

```

Operational information

If PSTATE.DIT is 1:

- The execution time of this instruction is independent of:
 - The values of the data supplied in any of its registers.
 - The values of the NZCV flags.
- The response of this instruction to asynchronous exceptions does not vary based on:
 - The values of the data supplied in any of its registers.
 - The values of the NZCV flags.

Internal version only: aarchmrs v2025-03_rel, pseudocode v2025-03_rel ; Build timestamp: 2025-03-21T17:41

Copyright © 2010-2025 Arm Limited or its affiliates. All rights reserved. This document is Non-Confidential.

LUTI4 (four registers, 16-bit and 32-bit)

Lookup table read with 4-bit indexes (four registers)

This instruction copies 16-bit or 32-bit elements from ZT0 to four destination vectors using packed 4-bit indices from a segment of the source vector register. A segment corresponds to a portion of the source vector that is consumed in order to fill the destination vector. The segment is selected by the vector segment index modulo the total number of segments.

This instruction is unpredicated.

It has encodings from 2 classes: [Consecutive](#) and [Strided](#)

Consecutive (FEAT_SME2)

31	30	29	28	27	26	25	24	23	22	21	20	19	18	17	16	15	14	13	12	11	10	9	8	7	6	5	4	3	2	1	0
1	1	0	0	0	0	0	0	1	0	0	0	1	0	1	i1	1	0	size	0	0	Zn				Zd				0	0	
opc2																															

Encoding

LUTI4 { <Zd1>.<T>-<Zd4>.<T> }, ZT0, <Zn>[<index>]

Decode for this encoding

```
if !IsFeatureImplemented(FEAT_SME2) then EndOfDecode(Decode_UNDEF);
if size == '00' || size == '11' then EndOfDecode(Decode_UNDEF);
constant integer esize = 8 << UInt(size);
constant integer isize = 4;
constant integer n = UInt(Zn);
constant integer dstride = 1;
constant integer d = UInt(Zd:'00');
constant integer imm = UInt(i1);
constant integer nreg = 4;
```

Strided (FEAT_SME2p1)

31	30	29	28	27	26	25	24	23	22	21	20	19	18	17	16	15	14	13	12	11	10	9	8	7	6	5	4	3	2	1	0
1	1	0	0	0	0	0	0	1	0	0	1	1	0	1	i1	1	0	size	0	0	Zn				D	0	0	Zd			
opc2																															

Encoding

LUTI4 { <Zd1>.H, <Zd2>.H, <Zd3>.H, <Zd4>.H }, ZT0, <Zn>[<index>]

Decode for this encoding

```
if !IsFeatureImplemented(FEAT_SME2p1) then EndOfDecode(Decode_UNDEF);
if size != '01' then EndOfDecode(Decode_UNDEF);
constant integer esize = 8 << UInt(size);
constant integer isize = 4;
constant integer n = UInt(Zn);
constant integer dstride = 4;
constant integer d = UInt(D:'00':Zd);
constant integer imm = UInt(i1);
constant integer nreg = 4;
```

Assembler Symbols

<Zd1> For the "Consecutive" variant: is the name of the first scalable vector register of the destination multi-vector group, encoded as "Zd" times 4.

For the "Strided" variant: is the name of the first scalable vector register Z0-Z3 or Z16-Z19 of the destination multi-vector group, encoded as "D:'00':Zd".

<T> Is the size specifier, encoded in "size":

size	<T>
00	RESERVED
01	H
10	S
11	RESERVED

<Zd4> For the "Consecutive" variant: is the name of the fourth scalable vector register of the destination multi-vector group, encoded as "Zd" times 4 plus 3.

For the "Strided" variant: is the name of the fourth scalable vector register Z12-Z15 or Z28-Z31 of the destination multi-vector group, encoded as "D:'11':Zd".

<Zn> Is the name of the source scalable vector register, encoded in the "Zn" field.

<index> Is the vector segment index, in the range 0 to 1, encoded in the "i1" field.

<Zd2> Is the name of the second scalable vector register Z4-Z7 or Z20-Z23 of the destination multi-vector group, encoded as "D:'01':Zd".

<Zd3> Is the name of the third scalable vector register Z8-Z11 or Z24-Z27 of the destination multi-vector group, encoded as "D:'10':Zd".

Operation

```

CheckStreamingSVEEnabled();
CheckSMEZT0Enabled();
constant integer VL = CurrentVL;
constant integer elements = VL DIV esize;
constant integer segments = esize DIV (isize * nreg);
constant integer segment = imm MOD segments;
constant bits(VL) indexes = Z[n, VL];
integer dst = d;
constant bits(512) table = ZT0[512];

for r = 0 to nreg-1
    constant integer base = (segment * nreg + r) * elements;
    bits(VL) result;
    for e = 0 to elements-1
        constant integer index = UInt(Elem[indexes, base+e, isize]);
        Elem[result, e, esize] = Elem[table, index, 32]<esize-1:0>;
    Z[dst, VL] = result;
    dst = dst + dststride;

```

Operational information

If PSTATE.DIT is 1:

- The execution time of this instruction is independent of:
 - The values of the data supplied in any of its registers.
 - The values of the NZCV flags.
- The response of this instruction to asynchronous exceptions does not vary based on:
 - The values of the data supplied in any of its registers.
 - The values of the NZCV flags.

Internal version only: aarchmrs v2025-03_rel, pseudocode v2025-03_rel ; Build timestamp: 2025-03-21T17:41

Copyright © 2010-2025 Arm Limited or its affiliates. All rights reserved. This document is Non-Confidential.

LUTI4 (four registers, 8-bit)

Lookup table read with 4-bit indexes and 8-bit elements (four registers)

This instruction copies 8-bit elements from ZT0 to four destination vectors using packed 4-bit indices in the two source vectors.

This instruction is unpredicated.

It has encodings from 2 classes: [Consecutive](#) and [Strided](#)

Consecutive
(FEAT_SME_LUTv2)

31	30	29	28	27	26	25	24	23	22	21	20	19	18	17	16	15	14	13	12	11	10	9	8	7	6	5	4	3	2	1	0
1	1	0	0	0	0	0	0	1	0	0	0	1	0	1	1	0	0	size	0	0	Zn				0	Zd		0	0		
opc																															

Encoding

LUTI4 { <Zd1>.B-<Zd4>.B }, ZT0, { <Zn1>-<Zn2> }

Decode for this encoding

```
if !IsFeatureImplemented(FEAT_SME_LUTv2) then EndOfDecode(Decode_UNDEF);
if size != '00' then EndOfDecode(Decode_UNDEF);
constant integer esize = 8 << UInt(size);
constant integer isize = 4;
constant integer n = UInt(Zn:'0');
constant integer dstride = 1;
constant integer d = UInt(Zd:'00');
constant integer nreg = 4;
```

Strided
(FEAT_SME2p1 && FEAT_SME_LUTv2)

31	30	29	28	27	26	25	24	23	22	21	20	19	18	17	16	15	14	13	12	11	10	9	8	7	6	5	4	3	2	1	0
1	1	0	0	0	0	0	0	1	0	0	1	1	0	1	1	0	0	size	0	0	Zn				0	D	0	0	Zd		
opc																															

Encoding

LUTI4 { <Zd1>.B, <Zd2>.B, <Zd3>.B, <Zd4>.B }, ZT0, { <Zn1>-<Zn2> }

Decode for this encoding

```
if !IsFeatureImplemented(FEAT_SME2p1) || !IsFeatureImplemented(FEAT_SME_LUTv2) then
    EndOfDecode(Decode_UNDEF);
if size != '00' then EndOfDecode(Decode_UNDEF);
constant integer esize = 8 << UInt(size);
constant integer isize = 4;
constant integer n = UInt(Zn:'0');
constant integer dstride = 4;
constant integer d = UInt(D:'00':Zd);
constant integer nreg = 4;
```

Assembler Symbols

- <Zd1> For the "Consecutive" variant: is the name of the first scalable vector register of the destination multi-vector group, encoded as "Zd" times 4.
- For the "Strided" variant: is the name of the first scalable vector register Z0-Z3 or Z16-Z19 of the destination multi-vector group, encoded as "D:'00':Zd".

<Zd4>	For the "Consecutive" variant: is the name of the fourth scalable vector register of the destination multi-vector group, encoded as "Zd" times 4 plus 3. For the "Strided" variant: is the name of the fourth scalable vector register Z12-Z15 or Z28-Z31 of the destination multi-vector group, encoded as "D:'11':Zd".
<Zn1>	Is the name of the first scalable vector register of the source multi-vector group, encoded as "Zn" times 2.
<Zn2>	Is the name of the second scalable vector register of the source multi-vector group, encoded as "Zn" times 2 plus 1.
<Zd2>	Is the name of the second scalable vector register Z4-Z7 or Z20-Z23 of the destination multi-vector group, encoded as "D:'01':Zd".
<Zd3>	Is the name of the third scalable vector register Z8-Z11 or Z24-Z27 of the destination multi-vector group, encoded as "D:'10':Zd".

Operation

```

CheckStreamingSVEEnabled();
CheckSMEZT0Enabled();
constant integer VL = CurrentVL;
constant integer elements = VL DIV esize;
constant bits(2*VL) indexes = Z[n+1, VL] : Z[n+0, VL];
integer dst = d;
constant bits(512) table = ZT0[512];

for r = 0 to nreg-1
    constant integer base = r * elements;
    bits(VL) result;
    for e = 0 to elements-1
        constant integer index = UInt(Elem[indexes, base+e, isize]);
        Elem[result, e, esize] = Elem[table, index, 32]<esize-1:0>;
    Z[dst, VL] = result;
    dst = dst + dstride;

```

Operational information

If PSTATE.DIT is 1:

- The execution time of this instruction is independent of:
 - The values of the data supplied in any of its registers.
 - The values of the NZCV flags.
- The response of this instruction to asynchronous exceptions does not vary based on:
 - The values of the data supplied in any of its registers.
 - The values of the NZCV flags.

Internal version only: aarchmrs v2025-03_rel, pseudocode v2025-03_rel ; Build timestamp: 2025-03-21T17:41

Copyright © 2010-2025 Arm Limited or its affiliates. All rights reserved. This document is Non-Confidential.

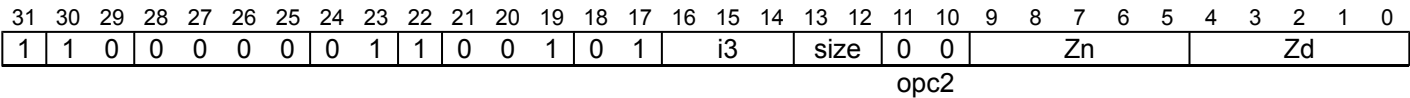
LUTi4 (single)

Lookup table read with 4-bit indexes (single)

This instruction copies 8-bit, 16-bit or 32-bit elements from ZT0 to one destination vector using packed 4-bit indices from a segment of the source vector register. A segment corresponds to a portion of the source vector that is consumed in order to fill the destination vector. The segment is selected by the vector segment index modulo the total number of segments.

This instruction is unpredicated.

SME2 (FEAT_SME2)



Encoding

LUTi4 <Zd>.<T>, ZT0, <Zn>[<index>]

Decode for this encoding

```
if !IsFeatureImplemented(FEAT_SME2) then EndOfDecode(Decode_UNDEF);
if size == '11' then EndOfDecode(Decode_UNDEF);
constant integer esize = 8 << UInt(size);
constant integer isize = 4;
constant integer n = UInt(Zn);
constant integer d = UInt(Zd);
constant integer imm = UInt(i3);
constant integer nreg = 1;
```

Assembler Symbols

<Zd> Is the name of the destination scalable vector register, encoded in the "Zd" field.

<T> Is the size specifier, encoded in “size”:

size	<T>
00	B
01	H
10	S
11	RESERVED

<Zn> Is the name of the source scalable vector register, encoded in the "Zn" field.

<index> Is the vector segment index, in the range 0 to 7, encoded in the "i3" field.

Operation

```
CheckStreamingSVEEnabled();
CheckSMEZT0Enabled();
constant integer VL = CurrentVL;
constant integer elements = VL DIV esize;
constant integer segments = esize DIV (isize * nreg);
constant integer segment = imm MOD segments;
constant bits(VL) indexes = Z[n, VL];
constant integer dst = d;
constant bits(512) table = ZT0[512];

for r = 0 to nreg-1
    constant integer base = (segment * nreg + r) * elements;
    bits(VL) result;
    for e = 0 to elements-1
        constant integer index = UInt(Elem[indexes, base+e, isize]);
        Elem[result, e, esize] = Elem[table, index, 32]<esize-1:0>;
    Z[dst+r, VL] = result;
```

Operational information

If PSTATE.DIT is 1:

- The execution time of this instruction is independent of:
 - The values of the data supplied in any of its registers.
 - The values of the NZCV flags.
- The response of this instruction to asynchronous exceptions does not vary based on:
 - The values of the data supplied in any of its registers.
 - The values of the NZCV flags.

Internal version only: aarchmrs v2025-03_rel, pseudocode v2025-03_rel ; Build timestamp: 2025-03-21T17:41

Copyright © 2010-2025 Arm Limited or its affiliates. All rights reserved. This document is Non-Confidential.

LUTI4 (two registers)

Lookup table read with 4-bit indexes (two registers)

This instruction copies 8-bit, 16-bit or 32-bit elements from ZT0 to two destination vectors using packed 4-bit indices from a segment of the source vector register. A segment corresponds to a portion of the source vector that is consumed in order to fill the destination vector. The segment is selected by the vector segment index modulo the total number of segments. This instruction is unpredicated.

It has encodings from 2 classes: [Consecutive](#) and [Strided](#)

Consecutive
(FEAT_SME2)

31	30	29	28	27	26	25	24	23	22	21	20	19	18	17	16	15	14	13	12	11	10	9	8	7	6	5	4	3	2	1	0
1	1	0	0	0	0	0	0	1	0	0	0	1	0	1	i2	1	size	0	0	Zn				Zd				0			
opc2																															

Encoding

LUTI4 { <Zd1>.<T>-<Zd2>.<T> }, ZT0, <Zn>[<index>]

Decode for this encoding

```
if !IsFeatureImplemented(FEAT_SME2) then EndOfDecode(Decode_UNDEF);
if size == '11' then EndOfDecode(Decode_UNDEF);
constant integer esize = 8 << UInt(size);
constant integer isize = 4;
constant integer n = UInt(Zn);
constant integer dstride = 1;
constant integer d = UInt(Zd:'0');
constant integer imm = UInt(i2);
constant integer nreg = 2;
```

Strided
(FEAT_SME2p1)

31	30	29	28	27	26	25	24	23	22	21	20	19	18	17	16	15	14	13	12	11	10	9	8	7	6	5	4	3	2	1	0
1	1	0	0	0	0	0	0	1	0	0	1	1	0	1	i2	1	size	0	0	Zn				D	0	Zd					
opc2																															

Encoding

LUTI4 { <Zd1>.<T>, <Zd2>.<T> }, ZT0, <Zn>[<index>]

Decode for this encoding

```
if !IsFeatureImplemented(FEAT_SME2p1) then EndOfDecode(Decode_UNDEF);
if size == '10' || size == '11' then EndOfDecode(Decode_UNDEF);
constant integer esize = 8 << UInt(size);
constant integer isize = 4;
constant integer n = UInt(Zn);
constant integer dstride = 8;
constant integer d = UInt(D:'0':Zd);
constant integer imm = UInt(i2);
constant integer nreg = 2;
```

Assembler Symbols

<Zd1> For the "Consecutive" variant: is the name of the first scalable vector register of the destination multi-vector group, encoded as "Zd" times 2.

For the "Strided" variant: is the name of the first scalable vector register Z0-Z7 or Z16-Z23 of the destination multi-vector group, encoded as "D:'0':Zd".

<T> For the "Consecutive" variant: is the size specifier, encoded in "size":

size	<T>
00	B
01	H
10	S
11	RESERVED

For the "Strided" variant: is the size specifier, encoded in "size<0>":

size<0>	<T>
0	B
1	H

<Zd2> For the "Consecutive" variant: is the name of the second scalable vector register of the destination multi-vector group, encoded as "Zd" times 2 plus 1.

For the "Strided" variant: is the name of the second scalable vector register Z8-Z15 or Z24-Z31 of the destination multi-vector group, encoded as "D:'1':Zd".

<Zn> Is the name of the source scalable vector register, encoded in the "Zn" field.

<index> Is the vector segment index, in the range 0 to 3, encoded in the "i2" field.

Operation

```

CheckStreamingSVEEnabled();
CheckSMEZT0Enabled();
constant integer VL = CurrentVL;
constant integer elements = VL DIV esize;
constant integer segments = esize DIV (isize * nreg);
constant integer segment = imm MOD segments;
constant bits(VL) indexes = Z[n, VL];
integer dst = d;
constant bits(512) table = ZT0[512];

for r = 0 to nreg-1
    constant integer base = (segment * nreg + r) * elements;
    bits(VL) result;
    for e = 0 to elements-1
        constant integer index = UInt(Elem[indexes, base+e, isize]);
        Elem[result, e, esize] = Elem[table, index, 32]<esize-1:0>;
    Z[dst, VL] = result;
    dst = dst + dststride;

```

Operational information

If PSTATE.DIT is 1:

- The execution time of this instruction is independent of:
 - The values of the data supplied in any of its registers.
 - The values of the NZCV flags.
- The response of this instruction to asynchronous exceptions does not vary based on:
 - The values of the data supplied in any of its registers.
 - The values of the NZCV flags.

Internal version only: aarchmrs v2025-03_rel, pseudocode v2025-03_rel ; Build timestamp: 2025-03-21T17:41

Copyright © 2010-2025 Arm Limited or its affiliates. All rights reserved. This document is Non-Confidential.

MOV (array to vector, four registers)

Move four ZA single-vector groups to four vector registers

This instruction operates on four ZA single-vector groups.
The single-vector group within each quarter of the ZA array is selected by the sum of the vector select register and offset, modulo quarter the number of ZA array vectors.
The vector group symbol VGx4 indicates that the instruction operates on four ZA single-vector groups.
The preferred disassembly syntax uses a 64-bit element size, but an assembler should accept any element size if it is used consistently for all operands.
The vector group symbol is preferred for disassembly, but optional in assembler source code.
This instruction is unpredicated.

This is an alias of [MOVA \(array to vector, four registers\)](#). This means:

- The encodings in this description are named to match the encodings of [MOVA \(array to vector, four registers\)](#).
- The description of [MOVA \(array to vector, four registers\)](#) gives the operational pseudocode, any CONSTRAINED UNPREDICTABLE behavior, and any operational information for this instruction.

SME2
(FEAT_SME2)

31	30	29	28	27	26	25	24	23	22	21	20	19	18	17	16	15	14	13	12	11	10	9	8	7	6	5	4	3	2	1	0
1	1	0	0	0	0	0	0	0	0	0	0	0	1	1	0	0	Rv	0	1	1	0	0	off3			Zd			0	0	

Encoding

MOV { <Zd1>.D-<Zd4>.D }, ZA.D[<Wv>, <offs>{, VGx4}]

is equivalent to

MOVA { <Zd1>.D-<Zd4>.D }, ZA.D[<Wv>, <offs>{, VGx4}]

and is always the preferred disassembly.

Assembler Symbols

- <Zd1> Is the name of the first scalable vector register of the destination multi-vector group, encoded as "Zd" times 4.
- <Zd4> Is the name of the fourth scalable vector register of the destination multi-vector group, encoded as "Zd" times 4 plus 3.
- <Wv> Is the 32-bit name of the vector select register W8-W11, encoded in the "Rv" field.
- <offs> Is the vector select offset, in the range 0 to 7, encoded in the "off3" field.

Operation

The description of [MOVA \(array to vector, four registers\)](#) gives the operational pseudocode for this instruction.

Operational information

- If PSTATE.DIT is 1:
- The execution time of this instruction is independent of:
 - The values of the data supplied in any of its registers.
 - The values of the NZCV flags.
 - The response of this instruction to asynchronous exceptions does not vary based on:
 - The values of the data supplied in any of its registers.
 - The values of the NZCV flags.

MOV (array to vector, two registers)

Move two ZA single-vector groups to two vector registers

This instruction operates on two ZA single-vector groups.
The single-vector group within each half of the ZA array is selected by the sum of the vector select register and offset, modulo half the number of ZA array vectors.
The vector group symbol VGx2 indicates that the instruction operates on two ZA single-vector groups.
The preferred disassembly syntax uses a 64-bit element size, but an assembler should accept any element size if it is used consistently for all operands.
The vector group symbol is preferred for disassembly, but optional in assembler source code.
This instruction is unpredicated.

This is an alias of [MOVA \(array to vector, two registers\)](#). This means:

- The encodings in this description are named to match the encodings of [MOVA \(array to vector, two registers\)](#).
- The description of [MOVA \(array to vector, two registers\)](#) gives the operational pseudocode, any CONSTRAINED UNPREDICTABLE behavior, and any operational information for this instruction.

SME2
(FEAT_SME2)

31	30	29	28	27	26	25	24	23	22	21	20	19	18	17	16	15	14	13	12	11	10	9	8	7	6	5	4	3	2	1	0
1	1	0	0	0	0	0	0	0	0	0	0	0	1	1	0	0	Rv	0	1	0	0	0	0	off3			Zd			0	

Encoding

MOV { <Zd1>.D-<Zd2>.D }, ZA.D[<Wv>, <offs>{, VGx2}]

is equivalent to

MOVA { <Zd1>.D-<Zd2>.D }, ZA.D[<Wv>, <offs>{, VGx2}]

and is always the preferred disassembly.

Assembler Symbols

- <Zd1> Is the name of the first scalable vector register of the destination multi-vector group, encoded as "Zd" times 2.
- <Zd2> Is the name of the second scalable vector register of the destination multi-vector group, encoded as "Zd" times 2 plus 1.
- <Wv> Is the 32-bit name of the vector select register W8-W11, encoded in the "Rv" field.
- <offs> Is the vector select offset, in the range 0 to 7, encoded in the "off3" field.

Operation

The description of [MOVA \(array to vector, two registers\)](#) gives the operational pseudocode for this instruction.

Operational information

- If PSTATE.DIT is 1:
- The execution time of this instruction is independent of:
 - The values of the data supplied in any of its registers.
 - The values of the NZCV flags.
 - The response of this instruction to asynchronous exceptions does not vary based on:
 - The values of the data supplied in any of its registers.
 - The values of the NZCV flags.

MOV (tile to vector, four registers)

Move four ZA tile slices to four vector registers

This instruction operates on four consecutive horizontal or vertical slices within a named ZA tile of the specified element size. The consecutive slice numbers within the tile are selected starting from the sum of the slice index register and immediate offset, modulo the number of such elements in a vector. The immediate offset is a multiple of 4 in the range 0 to the number of elements in a 128-bit vector segment minus 4. This instruction is unpredicated.

This is an alias of [MOVA \(tile to vector, four registers\)](#). This means:

- The encodings in this description are named to match the encodings of [MOVA \(tile to vector, four registers\)](#).
- The description of [MOVA \(tile to vector, four registers\)](#) gives the operational pseudocode, any CONSTRAINED UNPREDICTABLE behavior, and any operational information for this instruction.

It has encodings from 4 classes: [8-bit](#) , [16-bit](#) , [32-bit](#) and [64-bit](#)

8-bit
(FEAT_SME2)

31	30	29	28	27	26	25	24	23	22	21	20	19	18	17	16	15	14	13	12	11	10	9	8	7	6	5	4	3	2	1	0
1	1	0	0	0	0	0	0	0	0	0	0	0	1	1	0	V	Rs	0	0	1	0	0	0	0	off2		Zd		0	0	
size																															

Encoding

MOV { <Zd1>.B-<Zd4>.B }, ZA0<HV>.B[<Ws>, <offs1>:<offs4>]

is equivalent to

[MOVA](#) { <Zd1>.B-<Zd4>.B }, ZA0<HV>.B[<Ws>, <offs1>:<offs4>]

and is always the preferred disassembly.

16-bit
(FEAT_SME2)

31	30	29	28	27	26	25	24	23	22	21	20	19	18	17	16	15	14	13	12	11	10	9	8	7	6	5	4	3	2	1	0
1	1	0	0	0	0	0	0	0	0	1	0	0	0	1	1	0	V	Rs	0	0	1	0	0	0	ZAn	o1		Zd		0	0
																size															

Encoding

MOV { <Zd1>.H-<Zd4>.H }, <ZAn><HV>.H[<Ws>, <offs1>:<offs4>]

is equivalent to

[MOVA](#) { <Zd1>.H-<Zd4>.H }, <ZAn><HV>.H[<Ws>, <offs1>:<offs4>]

and is always the preferred disassembly.

32-bit
(FEAT_SME2)

31	30	29	28	27	26	25	24	23	22	21	20	19	18	17	16	15	14	13	12	11	10	9	8	7	6	5	4	3	2	1	0
1	1	0	0	0	0	0	0	0	1	0	0	0	0	1	1	0	V	Rs	0	0	1	0	0	0	ZAn			Zd		0	0
																size															

Encoding

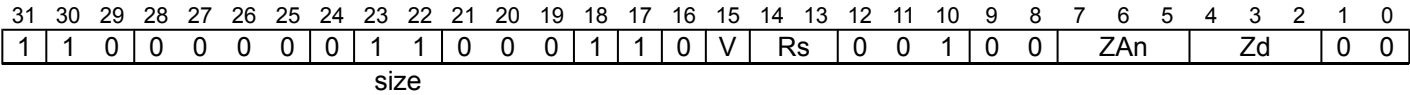
```
MOV { <Zd1>.S-<Zd4>.S }, <ZAn><HV>.S[<Ws>, <offs1>:<offs4>]
```

is equivalent to

```
MOVA { <Zd1>.S-<Zd4>.S }, <ZAn><HV>.S[<Ws>, <offs1>:<offs4>]
```

and is always the preferred disassembly.

64-bit
(FEAT_SME2)



Encoding

```
MOV { <Zd1>.D-<Zd4>.D }, <ZAn><HV>.D[<Ws>, <offs1>:<offs4>]
```

is equivalent to

```
MOVA { <Zd1>.D-<Zd4>.D }, <ZAn><HV>.D[<Ws>, <offs1>:<offs4>]
```

and is always the preferred disassembly.

Assembler Symbols

- <Zd1>

Is the name of the first scalable vector register of the destination multi-vector group, encoded as "Zd" times 4.
- <Zd4>

Is the name of the fourth scalable vector register of the destination multi-vector group, encoded as "Zd" times 4 plus 3.
- <HV>

Is the horizontal or vertical slice indicator, encoded in “V”:
- | V | <HV> |
|---|------|
| 0 | H |
| 1 | V |
- <Ws>

Is the 32-bit name of the slice index register W12-W15, encoded in the "Rs" field.
- <offs1>

For the "8-bit" variant: is the first slice index offset, encoded as "off2" field times 4.
For the "16-bit" variant: is the first slice index offset, encoded as "o1" field times 4.
For the "32-bit" and "64-bit" variants: is the first slice index offset, with implicit value 0.
- <offs4>

For the "8-bit" variant: is the fourth slice index offset, encoded as "off2" field times 4 plus 3.
For the "16-bit" variant: is the fourth slice index offset, encoded as "o1" field times 4 plus 3.
For the "32-bit" and "64-bit" variants: is the fourth slice index offset, with implicit value 3.
- <ZAn>

For the "16-bit" variant: is the name of the ZA tile ZA0-ZA1 to be accessed, encoded in the "ZAn" field.
For the "32-bit" variant: is the name of the ZA tile ZA0-ZA3 to be accessed, encoded in the "ZAn" field.
For the "64-bit" variant: is the name of the ZA tile ZA0-ZA7 to be accessed, encoded in the "ZAn" field.

Operation

The description of [MOVA \(tile to vector, four registers\)](#) gives the operational pseudocode for this instruction.

Operational information

- If PSTATE.DIT is 1:
- The execution time of this instruction is independent of:
 - The values of the data supplied in any of its registers.
 - The values of the NZCV flags.

- The response of this instruction to asynchronous exceptions does not vary based on:
 - The values of the data supplied in any of its registers.
 - The values of the NZCV flags.

Internal version only: aarchmrs v2025-03_rel, pseudocode v2025-03_rel ; Build timestamp: 2025-03-21T17:41

Copyright © 2010-2025 Arm Limited or its affiliates. All rights reserved. This document is Non-Confidential.

MOV (tile to vector, single)

Move ZA tile slice to vector register

This instruction operates on individual horizontal or vertical slices within a named ZA tile of the specified element size. The slice number within the tile is selected by the sum of the slice index register and immediate offset, modulo the number of such elements in a vector. The immediate offset is in the range 0 to the number of elements in a 128-bit vector segment minus 1. Inactive elements in the destination vector remain unmodified.

This is an alias of [MOVA \(tile to vector, single\)](#). This means:

- The encodings in this description are named to match the encodings of [MOVA \(tile to vector, single\)](#).
- The description of [MOVA \(tile to vector, single\)](#) gives the operational pseudocode, any CONSTRAINED UNPREDICTABLE behavior, and any operational information for this instruction.

It has encodings from 5 classes: [8-bit](#) , [16-bit](#) , [32-bit](#) , [64-bit](#) and [128-bit](#)

8-bit (FEAT_SME)

31	30	29	28	27	26	25	24	23	22	21	20	19	18	17	16	15	14	13	12	11	10	9	8	7	6	5	4	3	2	1	0
1	1	0	0	0	0	0	0	0	0	0	0	0	0	1	0	V	Rs		Pg		0		off4					Zd			
size																Q															

Encoding

MOV <Zd>.B, <Pg>/M, ZA0<HV>.B[<Ws>, <offs>]

is equivalent to

[MOVA](#) <Zd>.B, <Pg>/M, ZA0<HV>.B[<Ws>, <offs>]

and is always the preferred disassembly.

16-bit (FEAT_SME)

31	30	29	28	27	26	25	24	23	22	21	20	19	18	17	16	15	14	13	12	11	10	9	8	7	6	5	4	3	2	1	0
1	1	0	0	0	0	0	0	0	1	0	0	0	0	1	0	V	Rs		Pg		0	ZAn		off3					Zd		
size																Q															

Encoding

MOV <Zd>.H, <Pg>/M, <ZAn><HV>.H[<Ws>, <offs>]

is equivalent to

[MOVA](#) <Zd>.H, <Pg>/M, <ZAn><HV>.H[<Ws>, <offs>]

and is always the preferred disassembly.

32-bit (FEAT_SME)

31	30	29	28	27	26	25	24	23	22	21	20	19	18	17	16	15	14	13	12	11	10	9	8	7	6	5	4	3	2	1	0
1	1	0	0	0	0	0	0	1	0	0	0	0	0	1	0	V	Rs		Pg		0	ZAn		off2					Zd		
size																Q															

Encoding

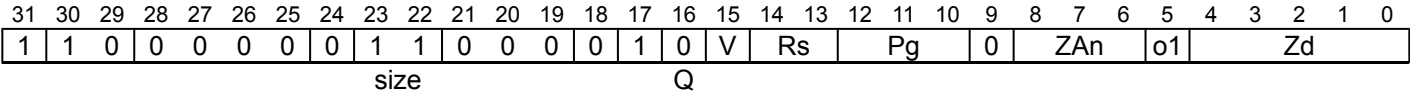
MOV <Zd>.S, <Pg>/M, <ZAn><HV>.S[<Ws>, <offs>]

is equivalent to

MOVA <Zd>.S, <Pg>/M, <ZAn><HV>.S[<Ws>, <offs>]

and is always the preferred disassembly.

64-bit
(FEAT_SME)



Encoding

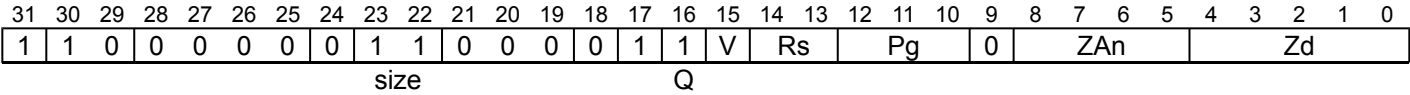
MOV <Zd>.D, <Pg>/M, <ZAn><HV>.D[<Ws>, <offs>]

is equivalent to

MOVA <Zd>.D, <Pg>/M, <ZAn><HV>.D[<Ws>, <offs>]

and is always the preferred disassembly.

128-bit
(FEAT_SME)



Encoding

MOV <Zd>.Q, <Pg>/M, <ZAn><HV>.Q[<Ws>, <offs>]

is equivalent to

MOVA <Zd>.Q, <Pg>/M, <ZAn><HV>.Q[<Ws>, <offs>]

and is always the preferred disassembly.

Assembler Symbols

<Zd> Is the name of the destination scalable vector register, encoded in the "Zd" field.

<Pg> Is the name of the governing scalable predicate register P0-P7, encoded in the "Pg" field.

<HV> Is the horizontal or vertical slice indicator, encoded in “V”:

V <HV>	
0	H
1	V

<Ws> Is the 32-bit name of the slice index register W12-W15, encoded in the "Rs" field.

<offs> For the "8-bit" variant: is the slice index offset, in the range 0 to 15, encoded in the "off4" field.
For the "16-bit" variant: is the slice index offset, in the range 0 to 7, encoded in the "off3" field.
For the "32-bit" variant: is the slice index offset, in the range 0 to 3, encoded in the "off2" field.
For the "64-bit" variant: is the slice index offset, in the range 0 to 1, encoded in the "o1" field.
For the "128-bit" variant: is the slice index offset, with implicit value 0.

<ZAn> For the "16-bit" variant: is the name of the ZA tile ZA0-ZA1 to be accessed, encoded in the "ZAn" field.
For the "32-bit" variant: is the name of the ZA tile ZA0-ZA3 to be accessed, encoded in the "ZAn" field.
For the "64-bit" variant: is the name of the ZA tile ZA0-ZA7 to be accessed, encoded in the "ZAn" field.
For the "128-bit" variant: is the name of the ZA tile ZA0-ZA15 to be accessed, encoded in the "ZAn" field.

Operation

The description of [MOVA \(tile to vector, single\)](#) gives the operational pseudocode for this instruction.

Operational information

If PSTATE.DIT is 1:

- The execution time of this instruction is independent of:
 - The values of the data supplied in any of its operand registers when its governing predicate register contains the same value for each execution.
 - The values of the NZCV flags.
- The response of this instruction to asynchronous exceptions does not vary based on:
 - The values of the data supplied in any of its operand registers when its governing predicate register contains the same value for each execution.
 - The values of the NZCV flags.

Internal version only: aarchmrs v2025-03_rel, pseudocode v2025-03_rel ; Build timestamp: 2025-03-21T17:41

Copyright © 2010-2025 Arm Limited or its affiliates. All rights reserved. This document is Non-Confidential.

MOV (tile to vector, two registers)

Move two ZA tile slices to two vector registers

This instruction operates on two consecutive horizontal or vertical slices within a named ZA tile of the specified element size. The consecutive slice numbers within the tile are selected starting from the sum of the slice index register and immediate offset, modulo the number of such elements in a vector. The immediate offset is a multiple of 2 in the range 0 to the number of elements in a 128-bit vector segment minus 2. This instruction is unpredicated.

This is an alias of [MOVA \(tile to vector, two registers\)](#). This means:

- The encodings in this description are named to match the encodings of [MOVA \(tile to vector, two registers\)](#).
- The description of [MOVA \(tile to vector, two registers\)](#) gives the operational pseudocode, any CONSTRAINED UNPREDICTABLE behavior, and any operational information for this instruction.

It has encodings from 4 classes: [8-bit](#) , [16-bit](#) , [32-bit](#) and [64-bit](#)

8-bit
(FEAT_SME2)

31	30	29	28	27	26	25	24	23	22	21	20	19	18	17	16	15	14	13	12	11	10	9	8	7	6	5	4	3	2	1	0
1	1	0	0	0	0	0	0	0	0	0	0	0	1	1	0	V	Rs	0	0	0	0	0	0	off3			Zd			0	
size																															

Encoding

MOV { <Zd1>.B-<Zd2>.B }, ZA0<HV>.B[<Ws>, <offs1>:<offs2>]

is equivalent to

[MOVA](#) { <Zd1>.B-<Zd2>.B }, ZA0<HV>.B[<Ws>, <offs1>:<offs2>]

and is always the preferred disassembly.

16-bit
(FEAT_SME2)

31	30	29	28	27	26	25	24	23	22	21	20	19	18	17	16	15	14	13	12	11	10	9	8	7	6	5	4	3	2	1	0
1	1	0	0	0	0	0	0	0	1	0	0	0	1	1	0	V	Rs	0	0	0	0	0	0	ZAn	off2	Zd			0		
size																															

Encoding

MOV { <Zd1>.H-<Zd2>.H }, <ZAn><HV>.H[<Ws>, <offs1>:<offs2>]

is equivalent to

[MOVA](#) { <Zd1>.H-<Zd2>.H }, <ZAn><HV>.H[<Ws>, <offs1>:<offs2>]

and is always the preferred disassembly.

32-bit
(FEAT_SME2)

31	30	29	28	27	26	25	24	23	22	21	20	19	18	17	16	15	14	13	12	11	10	9	8	7	6	5	4	3	2	1	0
1	1	0	0	0	0	0	0	1	0	0	0	0	1	1	0	V	Rs	0	0	0	0	0	0	ZAn	o1	Zd			0		
size																															

Encoding

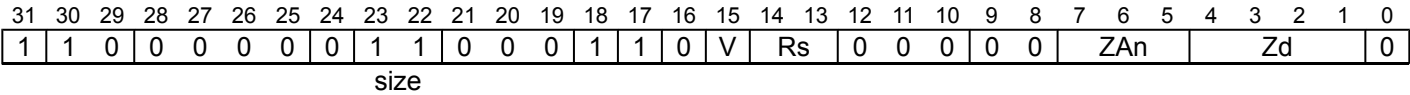
```
MOV { <Zd1>.S-<Zd2>.S }, <ZAn><HV>.S[<Ws>, <offs1>:<offs2>]
```

is equivalent to

```
MOVA { <Zd1>.S-<Zd2>.S }, <ZAn><HV>.S[<Ws>, <offs1>:<offs2>]
```

and is always the preferred disassembly.

64-bit
(FEAT_SME2)



Encoding

```
MOV { <Zd1>.D-<Zd2>.D }, <ZAn><HV>.D[<Ws>, <offs1>:<offs2>]
```

is equivalent to

```
MOVA { <Zd1>.D-<Zd2>.D }, <ZAn><HV>.D[<Ws>, <offs1>:<offs2>]
```

and is always the preferred disassembly.

Assembler Symbols

- <Zd1> Is the name of the first scalable vector register of the destination multi-vector group, encoded as "Zd" times 2.
- <Zd2> Is the name of the second scalable vector register of the destination multi-vector group, encoded as "Zd" times 2 plus 1.
- <HV> Is the horizontal or vertical slice indicator, encoded in "V":

V	<HV>
0	H
1	V
- <Ws> Is the 32-bit name of the slice index register W12-W15, encoded in the "Rs" field.
- <offs1> For the "8-bit" variant: is the first slice index offset, encoded as "off3" field times 2.
For the "16-bit" variant: is the first slice index offset, encoded as "off2" field times 2.
For the "32-bit" variant: is the first slice index offset, encoded as "o1" field times 2.
For the "64-bit" variant: is the first slice index offset, with implicit value 0.
- <offs2> For the "8-bit" variant: is the second slice index offset, encoded as "off3" field times 2 plus 1.
For the "16-bit" variant: is the second slice index offset, encoded as "off2" field times 2 plus 1.
For the "32-bit" variant: is the second slice index offset, encoded as "o1" field times 2 plus 1.
For the "64-bit" variant: is the second slice index offset, with implicit value 1.
- <ZAn> For the "16-bit" variant: is the name of the ZA tile ZA0-ZA1 to be accessed, encoded in the "ZAn" field.
For the "32-bit" variant: is the name of the ZA tile ZA0-ZA3 to be accessed, encoded in the "ZAn" field.
For the "64-bit" variant: is the name of the ZA tile ZA0-ZA7 to be accessed, encoded in the "ZAn" field.

Operation

The description of [MOVA \(tile to vector, two registers\)](#) gives the operational pseudocode for this instruction.

Operational information

If PSTATE.DIT is 1:

- The execution time of this instruction is independent of:
 - The values of the data supplied in any of its registers.
 - The values of the NZCV flags.
- The response of this instruction to asynchronous exceptions does not vary based on:
 - The values of the data supplied in any of its registers.
 - The values of the NZCV flags.

Internal version only: aarchmrs v2025-03_rel, pseudocode v2025-03_rel ; Build timestamp: 2025-03-21T17:41

Copyright © 2010-2025 Arm Limited or its affiliates. All rights reserved. This document is Non-Confidential.

MOV (vector to array, four registers)

Move four vector registers to four ZA single-vector groups

This instruction operates on four ZA single-vector groups.
The single-vector group within each quarter of the ZA array is selected by the sum of the vector select register and offset, modulo quarter the number of ZA array vectors.
The vector group symbol VGx4 indicates that the instruction operates on four ZA single-vector groups.
The preferred disassembly syntax uses a 64-bit element size, but an assembler should accept any element size if it is used consistently for all operands.
The vector group symbol is preferred for disassembly, but optional in assembler source code.
This instruction is unpredicated.

This is an alias of [MOVA \(vector to array, four registers\)](#). This means:

- The encodings in this description are named to match the encodings of [MOVA \(vector to array, four registers\)](#).
- The description of [MOVA \(vector to array, four registers\)](#) gives the operational pseudocode, any CONSTRAINED UNPREDICTABLE behavior, and any operational information for this instruction.

SME2 (FEAT_SME2)

31	30	29	28	27	26	25	24	23	22	21	20	19	18	17	16	15	14	13	12	11	10	9	8	7	6	5	4	3	2	1	0
1	1	0	0	0	0	0	0	0	0	0	0	0	1	0	0	0	Rv	0	1	1	Zn		0		0	0	0	off3			

Encoding

MOV ZA.D[<Wv>, <offs>{, VGx4}], { <Zn1>.D-<Zn4>.D }

is equivalent to

MOVA ZA.D[<Wv>, <offs>{, VGx4}], { <Zn1>.D-<Zn4>.D }

and is always the preferred disassembly.

Assembler Symbols

- <Wv> Is the 32-bit name of the vector select register W8-W11, encoded in the "Rv" field.
- <offs> Is the vector select offset, in the range 0 to 7, encoded in the "off3" field.
- <Zn1> Is the name of the first scalable vector register of the source multi-vector group, encoded as "Zn" times 4.
- <Zn4> Is the name of the fourth scalable vector register of the source multi-vector group, encoded as "Zn" times 4 plus 3.

Operation

The description of [MOVA \(vector to array, four registers\)](#) gives the operational pseudocode for this instruction.

Operational information

If PSTATE.DIT is 1:

- The execution time of this instruction is independent of:
 - The values of the data supplied in any of its registers.
 - The values of the NZCV flags.
- The response of this instruction to asynchronous exceptions does not vary based on:
 - The values of the data supplied in any of its registers.
 - The values of the NZCV flags.

MOV (vector to array, two registers)

Move two vector registers to two ZA single-vector groups

This instruction operates on two ZA single-vector groups.
The single-vector group within each half of the ZA array is selected by the sum of the vector select register and offset, modulo half the number of ZA array vectors.
The vector group symbol VGx2 indicates that the instruction operates on two ZA single-vector groups.
The preferred disassembly syntax uses a 64-bit element size, but an assembler should accept any element size if it is used consistently for all operands.
The vector group symbol is preferred for disassembly, but optional in assembler source code.
This instruction is unpredicated.

This is an alias of [MOVA \(vector to array, two registers\)](#). This means:

- The encodings in this description are named to match the encodings of [MOVA \(vector to array, two registers\)](#).
- The description of [MOVA \(vector to array, two registers\)](#) gives the operational pseudocode, any CONSTRAINED UNPREDICTABLE behavior, and any operational information for this instruction.

SME2 (FEAT_SME2)

31	30	29	28	27	26	25	24	23	22	21	20	19	18	17	16	15	14	13	12	11	10	9	8	7	6	5	4	3	2	1	0
1	1	0	0	0	0	0	0	0	0	0	0	0	1	0	0	0	Rv	0	1	0	Zn			0	0	0	0	off3			

Encoding

MOV ZA.D[<Wv>, <offs>{, VGx2}], { <Zn1>.D-<Zn2>.D }

is equivalent to

MOVA ZA.D[<Wv>, <offs>{, VGx2}], { <Zn1>.D-<Zn2>.D }

and is always the preferred disassembly.

Assembler Symbols

- <Wv> Is the 32-bit name of the vector select register W8-W11, encoded in the "Rv" field.
- <offs> Is the vector select offset, in the range 0 to 7, encoded in the "off3" field.
- <Zn1> Is the name of the first scalable vector register of the source multi-vector group, encoded as "Zn" times 2.
- <Zn2> Is the name of the second scalable vector register of the source multi-vector group, encoded as "Zn" times 2 plus 1.

Operation

The description of [MOVA \(vector to array, two registers\)](#) gives the operational pseudocode for this instruction.

Operational information

- If PSTATE.DIT is 1:
- The execution time of this instruction is independent of:
 - The values of the data supplied in any of its registers.
 - The values of the NZCV flags.
 - The response of this instruction to asynchronous exceptions does not vary based on:
 - The values of the data supplied in any of its registers.
 - The values of the NZCV flags.

MOV (vector to tile, four registers)

Move four vector registers to four ZA tile slices

This instruction operates on four consecutive horizontal or vertical slices within a named ZA tile of the specified element size. The consecutive slice numbers within the tile are selected starting from the sum of the slice index register and immediate offset, modulo the number of such elements in a vector. The immediate offset is a multiple of 4 in the range 0 to the number of elements in a 128-bit vector segment minus 4. This instruction is unpredicated.

This is an alias of [MOVA \(vector to tile, four registers\)](#). This means:

- The encodings in this description are named to match the encodings of [MOVA \(vector to tile, four registers\)](#).
- The description of [MOVA \(vector to tile, four registers\)](#) gives the operational pseudocode, any CONSTRAINED UNPREDICTABLE behavior, and any operational information for this instruction.

It has encodings from 4 classes: [8-bit](#) , [16-bit](#) , [32-bit](#) and [64-bit](#)

8-bit
(FEAT_SME2)

31	30	29	28	27	26	25	24	23	22	21	20	19	18	17	16	15	14	13	12	11	10	9	8	7	6	5	4	3	2	1	0
1	1	0	0	0	0	0	0	0	0	0	0	0	1	0	0	V	Rs	0	0	1	Zn	0	0	0	0	0	0	0	0	off2	
size																															

Encoding

MOV ZA0<HV>.B[<Ws>, <offs1>:<offs4>], { <Zn1>.B-<Zn4>.B }

is equivalent to

MOVA ZA0<HV>.B[<Ws>, <offs1>:<offs4>], { <Zn1>.B-<Zn4>.B }

and is always the preferred disassembly.

16-bit
(FEAT_SME2)

31	30	29	28	27	26	25	24	23	22	21	20	19	18	17	16	15	14	13	12	11	10	9	8	7	6	5	4	3	2	1	0
1	1	0	0	0	0	0	0	0	1	0	0	0	1	0	0	V	Rs	0	0	1	Zn	0	0	0	0	0	0	0	ZAd	o1	0
size																															

Encoding

MOV <ZAd><HV>.H[<Ws>, <offs1>:<offs4>], { <Zn1>.H-<Zn4>.H }

is equivalent to

MOVA <ZAd><HV>.H[<Ws>, <offs1>:<offs4>], { <Zn1>.H-<Zn4>.H }

and is always the preferred disassembly.

32-bit
(FEAT_SME2)

31	30	29	28	27	26	25	24	23	22	21	20	19	18	17	16	15	14	13	12	11	10	9	8	7	6	5	4	3	2	1	0
1	1	0	0	0	0	0	0	1	0	0	0	0	1	0	0	V	Rs	0	0	1	Zn	0	0	0	0	0	0	0	0	ZAd	0
size																															

Encoding

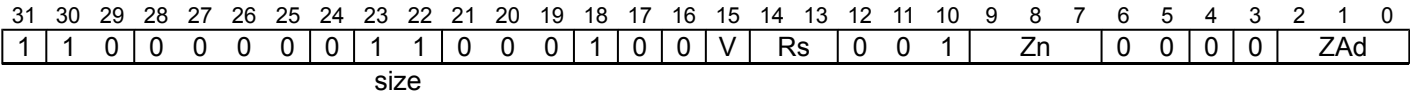
```
MOV <ZAd><HV>.S[<Ws>, <offs1>:<offs4>], { <Zn1>.S-<Zn4>.S }
```

is equivalent to

```
MOVA <ZAd><HV>.S[<Ws>, <offs1>:<offs4>], { <Zn1>.S-<Zn4>.S }
```

and is always the preferred disassembly.

64-bit
(FEAT_SME2)



Encoding

```
MOV <ZAd><HV>.D[<Ws>, <offs1>:<offs4>], { <Zn1>.D-<Zn4>.D }
```

is equivalent to

```
MOVA <ZAd><HV>.D[<Ws>, <offs1>:<offs4>], { <Zn1>.D-<Zn4>.D }
```

and is always the preferred disassembly.

Assembler Symbols

- <HV>

Is the horizontal or vertical slice indicator, encoded in “V”:

V	<HV>
0	H
1	V
- <Ws>

Is the 32-bit name of the slice index register W12-W15, encoded in the "Rs" field.
- <offs1>

For the "8-bit" variant: is the first slice index offset, encoded as "off2" field times 4.
For the "16-bit" variant: is the first slice index offset, encoded as "o1" field times 4.
For the "32-bit" and "64-bit" variants: is the first slice index offset, with implicit value 0.
- <offs4>

For the "8-bit" variant: is the fourth slice index offset, encoded as "off2" field times 4 plus 3.
For the "16-bit" variant: is the fourth slice index offset, encoded as "o1" field times 4 plus 3.
For the "32-bit" and "64-bit" variants: is the fourth slice index offset, with implicit value 3.
- <Zn1>

Is the name of the first scalable vector register of the source multi-vector group, encoded as "Zn" times 4.
- <Zn4>

Is the name of the fourth scalable vector register of the source multi-vector group, encoded as "Zn" times 4 plus 3.
- <ZAd>

For the "16-bit" variant: is the name of the ZA tile ZA0-ZA1 to be accessed, encoded in the "ZAd" field.
For the "32-bit" variant: is the name of the ZA tile ZA0-ZA3 to be accessed, encoded in the "ZAd" field.
For the "64-bit" variant: is the name of the ZA tile ZA0-ZA7 to be accessed, encoded in the "ZAd" field.

Operation

The description of [MOVA \(vector to tile, four registers\)](#) gives the operational pseudocode for this instruction.

Operational information

- If PSTATE.DIT is 1:
- The execution time of this instruction is independent of:
 - The values of the data supplied in any of its registers.
 - The values of the NZCV flags.

- The response of this instruction to asynchronous exceptions does not vary based on:
 - The values of the data supplied in any of its registers.
 - The values of the NZCV flags.

Internal version only: aarchmrs v2025-03_rel, pseudocode v2025-03_rel ; Build timestamp: 2025-03-21T17:41

Copyright © 2010-2025 Arm Limited or its affiliates. All rights reserved. This document is Non-Confidential.

MOV (vector to tile, single)

Move vector register to ZA tile slice

This instruction operates on individual horizontal or vertical slices within a named ZA tile of the specified element size. The slice number within the tile is selected by the sum of the slice index register and immediate offset, modulo the number of such elements in a vector. The immediate offset is in the range 0 to the number of elements in a 128-bit vector segment minus 1. Inactive elements in the destination slice remain unmodified.

This is an alias of [MOVA \(vector to tile, single\)](#). This means:

- The encodings in this description are named to match the encodings of [MOVA \(vector to tile, single\)](#).
- The description of [MOVA \(vector to tile, single\)](#) gives the operational pseudocode, any CONSTRAINED UNPREDICTABLE behavior, and any operational information for this instruction.

It has encodings from 5 classes: [8-bit](#) , [16-bit](#) , [32-bit](#) , [64-bit](#) and [128-bit](#)

8-bit (FEAT_SME)

31	30	29	28	27	26	25	24	23	22	21	20	19	18	17	16	15	14	13	12	11	10	9	8	7	6	5	4	3	2	1	0
1	1	0	0	0	0	0	0	0	0	0	0	0	0	0	0	V	Rs		Pg					Zn		0			off4		
size																Q															

Encoding

MOV ZA0<HV>.B[<Ws>, <offs>], <Pg>/M, <Zn>.B

is equivalent to

[MOVA](#) ZA0<HV>.B[<Ws>, <offs>], <Pg>/M, <Zn>.B

and is always the preferred disassembly.

16-bit (FEAT_SME)

31	30	29	28	27	26	25	24	23	22	21	20	19	18	17	16	15	14	13	12	11	10	9	8	7	6	5	4	3	2	1	0
1	1	0	0	0	0	0	0	0	1	0	0	0	0	0	0	V	Rs			Pg					Zn		0	ZAd		off3	
size																Q															

Encoding

MOV <ZAd><HV>.H[<Ws>, <offs>], <Pg>/M, <Zn>.H

is equivalent to

[MOVA](#) <ZAd><HV>.H[<Ws>, <offs>], <Pg>/M, <Zn>.H

and is always the preferred disassembly.

32-bit (FEAT_SME)

31	30	29	28	27	26	25	24	23	22	21	20	19	18	17	16	15	14	13	12	11	10	9	8	7	6	5	4	3	2	1	0
1	1	0	0	0	0	0	0	1	0	0	0	0	0	0	0	V	Rs		Pg					Zn			0	ZAd		off2	
size																Q															

Encoding

MOV <ZAd><HV>.S[<Ws>, <offs>], <Pg>/M, <Zn>.S

is equivalent to

MOVA <ZAd><HV>.S[<Ws>, <offs>], <Pg>/M, <Zn>.S

and is always the preferred disassembly.

64-bit (FEAT_SME)

31	30	29	28	27	26	25	24	23	22	21	20	19	18	17	16	15	14	13	12	11	10	9	8	7	6	5	4	3	2	1	0
1	1	0	0	0	0	0	0	1	1	0	0	0	0	0	0	V	Rs		Pg						Zn		0		ZAd	o1	
size																Q															

Encoding

MOV <ZAd><HV>.D[<Ws>, <offs>], <Pg>/M, <Zn>.D

is equivalent to

MOVA <ZAd><HV>.D[<Ws>, <offs>], <Pg>/M, <Zn>.D

and is always the preferred disassembly.

128-bit (FEAT_SME)

31	30	29	28	27	26	25	24	23	22	21	20	19	18	17	16	15	14	13	12	11	10	9	8	7	6	5	4	3	2	1	0
1	1	0	0	0	0	0	0	1	1	0	0	0	0	0	1	V	Rs		Pg							Zn		0		ZAd	
size																Q															

Encoding

MOV <ZAd><HV>.Q[<Ws>, <offs>], <Pg>/M, <Zn>.Q

is equivalent to

MOVA <ZAd><HV>.Q[<Ws>, <offs>], <Pg>/M, <Zn>.Q

and is always the preferred disassembly.

Assembler Symbols

<HV> Is the horizontal or vertical slice indicator, encoded in “V”:

V	<HV>
0	H
1	V

<Ws> Is the 32-bit name of the slice index register W12-W15, encoded in the "Rs" field.

<offs> For the "8-bit" variant: is the slice index offset, in the range 0 to 15, encoded in the "off4" field.

For the "16-bit" variant: is the slice index offset, in the range 0 to 7, encoded in the "off3" field.

For the "32-bit" variant: is the slice index offset, in the range 0 to 3, encoded in the "off2" field.

For the "64-bit" variant: is the slice index offset, in the range 0 to 1, encoded in the "o1" field.

For the "128-bit" variant: is the slice index offset, with implicit value 0.

<Pg> Is the name of the governing scalable predicate register P0-P7, encoded in the "Pg" field.

<Zn> Is the name of the source scalable vector register, encoded in the "Zn" field.

<ZAd> For the "16-bit" variant: is the name of the ZA tile ZA0-ZA1 to be accessed, encoded in the "ZAd" field.

For the "32-bit" variant: is the name of the ZA tile ZA0-ZA3 to be accessed, encoded in the "ZAd" field.

For the "64-bit" variant: is the name of the ZA tile ZA0-ZA7 to be accessed, encoded in the "ZAd" field.

For the "128-bit" variant: is the name of the ZA tile ZA0-ZA15 to be accessed, encoded in the "ZAd" field.

Operation

The description of [MOVA \(vector to tile, single\)](#) gives the operational pseudocode for this instruction.

Operational information

If PSTATE.DIT is 1:

- The execution time of this instruction is independent of:
 - The values of the data supplied in any of its operand registers when its governing predicate register contains the same value for each execution.
 - The values of the NZCV flags.
- The response of this instruction to asynchronous exceptions does not vary based on:
 - The values of the data supplied in any of its operand registers when its governing predicate register contains the same value for each execution.
 - The values of the NZCV flags.

Internal version only: aarchmrs v2025-03_rel, pseudocode v2025-03_rel ; Build timestamp: 2025-03-21T17:41

Copyright © 2010-2025 Arm Limited or its affiliates. All rights reserved. This document is Non-Confidential.

MOV (vector to tile, two registers)

Move two vector registers to two ZA tile slices

This instruction operates on two consecutive horizontal or vertical slices within a named ZA tile of the specified element size. The consecutive slice numbers within the tile are selected starting from the sum of the slice index register and immediate offset, modulo the number of such elements in a vector. The immediate offset is a multiple of 2 in the range 0 to the number of elements in a 128-bit vector segment minus 2. This instruction is unpredicated.

This is an alias of [MOVA \(vector to tile, two registers\)](#). This means:

- The encodings in this description are named to match the encodings of [MOVA \(vector to tile, two registers\)](#).
- The description of [MOVA \(vector to tile, two registers\)](#) gives the operational pseudocode, any CONSTRAINED UNPREDICTABLE behavior, and any operational information for this instruction.

It has encodings from 4 classes: [8-bit](#) , [16-bit](#) , [32-bit](#) and [64-bit](#)

8-bit
(FEAT_SME2)

31	30	29	28	27	26	25	24	23	22	21	20	19	18	17	16	15	14	13	12	11	10	9	8	7	6	5	4	3	2	1	0
1	1	0	0	0	0	0	0	0	0	0	0	0	1	0	0	V	Rs	0	0	0	Zn			0	0	0	off3				
size																															

Encoding

MOV ZA0<HV>.B[<Ws>, <offs1>:<offs2>], { <Zn1>.B-<Zn2>.B }

is equivalent to

MOVA ZA0<HV>.B[<Ws>, <offs1>:<offs2>], { <Zn1>.B-<Zn2>.B }

and is always the preferred disassembly.

16-bit
(FEAT_SME2)

31	30	29	28	27	26	25	24	23	22	21	20	19	18	17	16	15	14	13	12	11	10	9	8	7	6	5	4	3	2	1	0
1	1	0	0	0	0	0	0	0	1	0	0	0	1	0	0	V	Rs	0	0	0	Zn			0	0	0	0	ZAd	off2		
size																															

Encoding

MOV <ZAd><HV>.H[<Ws>, <offs1>:<offs2>], { <Zn1>.H-<Zn2>.H }

is equivalent to

MOVA <ZAd><HV>.H[<Ws>, <offs1>:<offs2>], { <Zn1>.H-<Zn2>.H }

and is always the preferred disassembly.

32-bit
(FEAT_SME2)

31	30	29	28	27	26	25	24	23	22	21	20	19	18	17	16	15	14	13	12	11	10	9	8	7	6	5	4	3	2	1	0
1	1	0	0	0	0	0	0	1	0	0	0	0	1	0	0	V	Rs	0	0	0	Zn			0	0	0	ZAd	o1			
size																															

Encoding

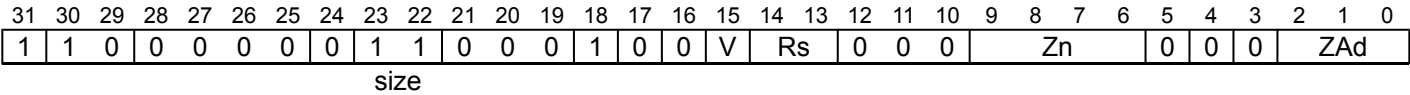
```
MOV <ZAd><HV>.S[<Ws>, <offs1>:<offs2>], { <Zn1>.S-<Zn2>.S }
```

is equivalent to

```
MOVA <ZAd><HV>.S[<Ws>, <offs1>:<offs2>], { <Zn1>.S-<Zn2>.S }
```

and is always the preferred disassembly.

64-bit
(FEAT_SME2)



Encoding

```
MOV <ZAd><HV>.D[<Ws>, <offs1>:<offs2>], { <Zn1>.D-<Zn2>.D }
```

is equivalent to

```
MOVA <ZAd><HV>.D[<Ws>, <offs1>:<offs2>], { <Zn1>.D-<Zn2>.D }
```

and is always the preferred disassembly.

Assembler Symbols

<HV> Is the horizontal or vertical slice indicator, encoded in “V”:

V	<HV>
0	H
1	V

<Ws> Is the 32-bit name of the slice index register W12-W15, encoded in the "Rs" field.

<offs1> For the "8-bit" variant: is the first slice index offset, encoded as "off3" field times 2.
For the "16-bit" variant: is the first slice index offset, encoded as "off2" field times 2.
For the "32-bit" variant: is the first slice index offset, encoded as "o1" field times 2.
For the "64-bit" variant: is the first slice index offset, with implicit value 0.

<offs2> For the "8-bit" variant: is the second slice index offset, encoded as "off3" field times 2 plus 1.
For the "16-bit" variant: is the second slice index offset, encoded as "off2" field times 2 plus 1.
For the "32-bit" variant: is the second slice index offset, encoded as "o1" field times 2 plus 1.
For the "64-bit" variant: is the second slice index offset, with implicit value 1.

<Zn1> Is the name of the first scalable vector register of the source multi-vector group, encoded as "Zn" times 2.

<Zn2> Is the name of the second scalable vector register of the source multi-vector group, encoded as "Zn" times 2 plus 1.

<ZAd> For the "16-bit" variant: is the name of the ZA tile ZA0-ZA1 to be accessed, encoded in the "ZAd" field.
For the "32-bit" variant: is the name of the ZA tile ZA0-ZA3 to be accessed, encoded in the "ZAd" field.
For the "64-bit" variant: is the name of the ZA tile ZA0-ZA7 to be accessed, encoded in the "ZAd" field.

Operation

The description of [MOVA \(vector to tile, two registers\)](#) gives the operational pseudocode for this instruction.

Operational information

If PSTATE.DIT is 1:

- The execution time of this instruction is independent of:
 - The values of the data supplied in any of its registers.
 - The values of the NZCV flags.
- The response of this instruction to asynchronous exceptions does not vary based on:
 - The values of the data supplied in any of its registers.
 - The values of the NZCV flags.

Internal version only: aarchmrs v2025-03_rel, pseudocode v2025-03_rel ; Build timestamp: 2025-03-21T17:41

Copyright © 2010-2025 Arm Limited or its affiliates. All rights reserved. This document is Non-Confidential.

MOVA (array to vector, four registers)

Move four ZA single-vector groups to four vector registers

This instruction operates on four ZA single-vector groups.
The single-vector group within each quarter of the ZA array is selected by the sum of the vector select register and offset, modulo quarter the number of ZA array vectors.
The vector group symbol VGx4 indicates that the instruction operates on four ZA single-vector groups.
The preferred disassembly syntax uses a 64-bit element size, but an assembler should accept any element size if it is used consistently for all operands.
The vector group symbol is preferred for disassembly, but optional in assembler source code.
This instruction is unpredicated.
This instruction is used by the alias [MOV \(array to vector, four registers\)](#).

SME2 (FEAT_SME2)

31	30	29	28	27	26	25	24	23	22	21	20	19	18	17	16	15	14	13	12	11	10	9	8	7	6	5	4	3	2	1	0
1	1	0	0	0	0	0	0	0	0	0	0	0	1	1	0	0	Rv	0	1	1	0	0	off3			Zd			0	0	

Encoding

MOVA { <Zd1>.D-<Zd4>.D }, ZA.D[<Wv>, <offs>{, VGx4}]

Decode for this encoding

```
if !IsFeatureImplemented(FEAT_SME2) then EndOfDecode(Decode_UNDEF);
constant integer v = UInt('010':Rv);
constant integer offset = UInt(off3);
constant integer d = UInt(Zd:'00');
constant integer nreg = 4;
```

Assembler Symbols

- <Zd1> Is the name of the first scalable vector register of the destination multi-vector group, encoded as "Zd" times 4.
- <Zd4> Is the name of the fourth scalable vector register of the destination multi-vector group, encoded as "Zd" times 4 plus 3.
- <Wv> Is the 32-bit name of the vector select register W8-W11, encoded in the "Rv" field.
- <offs> Is the vector select offset, in the range 0 to 7, encoded in the "off3" field.

Operation

```
CheckStreamingSVEAndZAEEnabled();
constant integer VL = CurrentVL;
constant integer vectors = VL DIV 8;
constant integer vstride = vectors DIV nreg;
constant bits(32) vbase = X[v, 32];
integer vec = (UInt(vbase) + offset) MOD vstride;

for r = 0 to nreg-1
    constant bits(VL) result = ZAvector[vec, VL];
    Z[d + r, VL] = result;
    vec = vec + vstride;
```

Operational information

- If PSTATE.DIT is 1:
- The execution time of this instruction is independent of:
 - The values of the data supplied in any of its registers.
 - The values of the NZCV flags.
 - The response of this instruction to asynchronous exceptions does not vary based on:

- The values of the data supplied in any of its registers.
- The values of the NZCV flags.

Internal version only: aarchmrs v2025-03_rel, pseudocode v2025-03_rel ; Build timestamp: 2025-03-21T17:41

Copyright © 2010-2025 Arm Limited or its affiliates. All rights reserved. This document is Non-Confidential.

MOVA (array to vector, two registers)

Move two ZA single-vector groups to two vector registers

- This instruction operates on two ZA single-vector groups.
- The single-vector group within each half of the ZA array is selected by the sum of the vector select register and offset, modulo half the number of ZA array vectors.
- The vector group symbol VGx2 indicates that the instruction operates on two ZA single-vector groups.
- The preferred disassembly syntax uses a 64-bit element size, but an assembler should accept any element size if it is used consistently for all operands.
- The vector group symbol is preferred for disassembly, but optional in assembler source code.
- This instruction is unpredicated.
- This instruction is used by the alias [MOV \(array to vector, two registers\)](#).

SME2 (FEAT_SME2)

31	30	29	28	27	26	25	24	23	22	21	20	19	18	17	16	15	14	13	12	11	10	9	8	7	6	5	4	3	2	1	0
1	1	0	0	0	0	0	0	0	0	0	0	0	1	1	0	0	Rv	0	1	0	0	0	0	off3			Zd			0	

Encoding

MOVA { <Zd1>.D-<Zd2>.D }, ZA.D[<Wv>, <offs>{, VGx2}]

Decode for this encoding

```
if !IsFeatureImplemented(FEAT_SME2) then EndOfDecode(Decode_UNDEF);
constant integer v = UInt('010':Rv);
constant integer offset = UInt(off3);
constant integer d = UInt(Zd:'0');
constant integer nreg = 2;
```

Assembler Symbols

- <Zd1> Is the name of the first scalable vector register of the destination multi-vector group, encoded as "Zd" times 2.
- <Zd2> Is the name of the second scalable vector register of the destination multi-vector group, encoded as "Zd" times 2 plus 1.
- <Wv> Is the 32-bit name of the vector select register W8-W11, encoded in the "Rv" field.
- <offs> Is the vector select offset, in the range 0 to 7, encoded in the "off3" field.

Operation

```
CheckStreamingSVEAndZAAEnabled();
constant integer VL = CurrentVL;
constant integer vectors = VL DIV 8;
constant integer vstride = vectors DIV nreg;
constant bits(32) vbase = X[v, 32];
integer vec = (UInt(vbase) + offset) MOD vstride;

for r = 0 to nreg-1
    constant bits(VL) result = ZAvector[vec, VL];
    Z[d + r, VL] = result;
    vec = vec + vstride;
```

Operational information

- If PSTATE.DIT is 1:
- The execution time of this instruction is independent of:
 - The values of the data supplied in any of its registers.
 - The values of the NZCV flags.
 - The response of this instruction to asynchronous exceptions does not vary based on:

- The values of the data supplied in any of its registers.
- The values of the NZCV flags.

Internal version only: aarchmrs v2025-03_rel, pseudocode v2025-03_rel ; Build timestamp: 2025-03-21T17:41

Copyright © 2010-2025 Arm Limited or its affiliates. All rights reserved. This document is Non-Confidential.

MOVA (tile to vector, four registers)

Move four ZA tile slices to four vector registers

This instruction operates on four consecutive horizontal or vertical slices within a named ZA tile of the specified element size. The consecutive slice numbers within the tile are selected starting from the sum of the slice index register and immediate offset, modulo the number of such elements in a vector. The immediate offset is a multiple of 4 in the range 0 to the number of elements in a 128-bit vector segment minus 4.

This instruction is unpredicated.

This instruction is used by the alias [MOV \(tile to vector, four registers\)](#).

It has encodings from 4 classes: [8-bit](#) , [16-bit](#) , [32-bit](#) and [64-bit](#)

8-bit (FEAT_SME2)

31	30	29	28	27	26	25	24	23	22	21	20	19	18	17	16	15	14	13	12	11	10	9	8	7	6	5	4	3	2	1	0
1	1	0	0	0	0	0	0	0	0	0	0	0	1	1	0	V	Rs	0	0	1	0	0	0	0	off2		Zd		0	0	
size																															

Encoding

MOVA { <Zd1>.B-<Zd4>.B }, ZA0<HV>.B[<Ws>, <offs1>:<offs4>]

Decode for this encoding

```
if !IsFeatureImplemented(FEAT_SME2) then EndOfDecode(Decode_UNDEF);
constant integer s = UInt('011':Rs);
constant integer nreg = 4;
constant integer esize = 8;
constant integer d = UInt(Zd:'00');
constant integer n = 0;
constant integer offset = UInt(off2:'00');
constant boolean vertical = V == '1';
```

16-bit (FEAT_SME2)

31	30	29	28	27	26	25	24	23	22	21	20	19	18	17	16	15	14	13	12	11	10	9	8	7	6	5	4	3	2	1	0
1	1	0	0	0	0	0	0	0	0	1	0	0	0	1	1	0	V	Rs	0	0	1	0	0	0	ZAn	o1		Zd		0	0
size																															

Encoding

MOVA { <Zd1>.H-<Zd4>.H }, <ZAn><HV>.H[<Ws>, <offs1>:<offs4>]

Decode for this encoding

```
if !IsFeatureImplemented(FEAT_SME2) then EndOfDecode(Decode_UNDEF);
constant integer s = UInt('011':Rs);
constant integer nreg = 4;
constant integer esize = 16;
constant integer d = UInt(Zd:'00');
constant integer n = UInt(ZAn);
constant integer offset = UInt(o1:'00');
constant boolean vertical = V == '1';
```

32-bit
(FEAT_SME2)

31	30	29	28	27	26	25	24	23	22	21	20	19	18	17	16	15	14	13	12	11	10	9	8	7	6	5	4	3	2	1	0
1	1	0	0	0	0	0	0	1	0	0	0	0	1	1	0	V	Rs	0	0	1	0	0	0	0	ZAn		Zd		0	0	
size																															

Encoding

```
MOVA { <Zd1>.S-<Zd4>.S }, <ZAn><HV>.S[<Ws>, <offs1>:<offs4>]
```

Decode for this encoding

```
if !IsFeatureImplemented(FEAT_SME2) then EndOfDecode(Decode_UNDEF);
constant integer s = UInt('011':Rs);
constant integer nreg = 4;
constant integer esize = 32;
constant integer d = UInt(Zd:'00');
constant integer n = UInt(ZAn);
constant integer offset = 0;
constant boolean vertical = V == '1';
```

64-bit
(FEAT_SME2)

31	30	29	28	27	26	25	24	23	22	21	20	19	18	17	16	15	14	13	12	11	10	9	8	7	6	5	4	3	2	1	0
1	1	0	0	0	0	0	0	1	1	0	0	0	1	1	0	V	Rs	0	0	1	0	0	ZAn			Zd			0	0	
size																															

Encoding

```
MOVA { <Zd1>.D-<Zd4>.D }, <ZAn><HV>.D[<Ws>, <offs1>:<offs4>]
```

Decode for this encoding

```
if !IsFeatureImplemented(FEAT_SME2) then EndOfDecode(Decode_UNDEF);
if MaxImplementedSVL() < 256 then EndOfDecode(Decode_UNDEF);
constant integer s = UInt('011':Rs);
constant integer nreg = 4;
constant integer esize = 64;
constant integer d = UInt(Zd:'00');
constant integer n = UInt(ZAn);
constant integer offset = 0;
constant boolean vertical = V == '1';
```

Assembler Symbols

- <Zd1>

Is the name of the first scalable vector register of the destination multi-vector group, encoded as "Zd" times 4.
- <Zd4>

Is the name of the fourth scalable vector register of the destination multi-vector group, encoded as "Zd" times 4 plus 3.
- <HV>

Is the horizontal or vertical slice indicator, encoded in “V”:

V	<HV>
0	H
1	V
- <Ws>

Is the 32-bit name of the slice index register W12-W15, encoded in the "Rs" field.
- <offs1>

For the "8-bit" variant: is the first slice index offset, encoded as "off2" field times 4.
For the "16-bit" variant: is the first slice index offset, encoded as "o1" field times 4.
For the "32-bit" and "64-bit" variants: is the first slice index offset, with implicit value 0.

<offs4>	<p>For the "8-bit" variant: is the fourth slice index offset, encoded as "off2" field times 4 plus 3.</p> <p>For the "16-bit" variant: is the fourth slice index offset, encoded as "o1" field times 4 plus 3.</p> <p>For the "32-bit" and "64-bit" variants: is the fourth slice index offset, with implicit value 3.</p>
<ZAn>	<p>For the "16-bit" variant: is the name of the ZA tile ZA0-ZA1 to be accessed, encoded in the "ZAn" field.</p> <p>For the "32-bit" variant: is the name of the ZA tile ZA0-ZA3 to be accessed, encoded in the "ZAn" field.</p> <p>For the "64-bit" variant: is the name of the ZA tile ZA0-ZA7 to be accessed, encoded in the "ZAn" field.</p>

Operation

```

CheckStreamingSVEAndZAAEnabled();
constant integer VL = CurrentVL;
if nreg == 4 && esize == 64 && VL < 256 then EndOfDecode(Decode_UNDEF);
constant integer slices = VL DIV esize;
constant bits(32) index = X[s, 32];
constant integer slice = ((UInt(index) - (UInt(index) MOD nreg)) + offset) MOD slices;

for r = 0 to nreg-1
    constant bits(VL) result = ZAslice[n, esize, vertical, slice + r, VL];
    Z[d + r, VL] = result;

```

Operational information

If PSTATE.DIT is 1:

- The execution time of this instruction is independent of:
 - The values of the data supplied in any of its registers.
 - The values of the NZCV flags.
- The response of this instruction to asynchronous exceptions does not vary based on:
 - The values of the data supplied in any of its registers.
 - The values of the NZCV flags.

Internal version only: aarchmrs v2025-03_rel, pseudocode v2025-03_rel ; Build timestamp: 2025-03-21T17:41

Copyright © 2010-2025 Arm Limited or its affiliates. All rights reserved. This document is Non-Confidential.

MOVA (tile to vector, single)

Move ZA tile slice to vector register

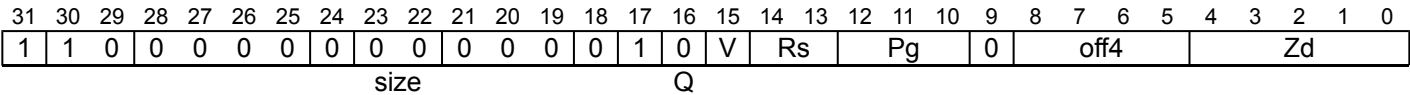
This instruction operates on individual horizontal or vertical slices within a named ZA tile of the specified element size. The slice number within the tile is selected by the sum of the slice index register and immediate offset, modulo the number of such elements in a vector. The immediate offset is in the range 0 to the number of elements in a 128-bit vector segment minus 1.

Inactive elements in the destination vector remain unmodified.

This instruction is used by the alias [MOV \(tile to vector, single\)](#).

It has encodings from 5 classes: [8-bit](#) , [16-bit](#) , [32-bit](#) , [64-bit](#) and [128-bit](#)

8-bit
(FEAT_SME)



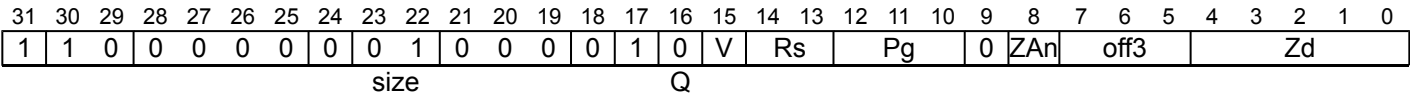
Encoding

MOVA <Zd>.B, <Pg>/M, ZA0<HV>.B[<Ws>, <offs>]

Decode for this encoding

```
if !IsFeatureImplemented(FEAT_SME) then EndOfDecode(Decode_UNDEF);
constant integer g = UInt(Pg);
constant integer s = UInt('011':Rs);
constant integer n = 0;
constant integer offset = UInt(off4);
constant integer esize = 8;
constant integer d = UInt(Zd);
constant boolean vertical = V == '1';
```

16-bit
(FEAT_SME)



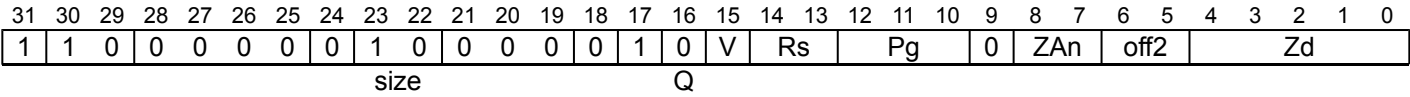
Encoding

MOVA <Zd>.H, <Pg>/M, <ZAn><HV>.H[<Ws>, <offs>]

Decode for this encoding

```
if !IsFeatureImplemented(FEAT_SME) then EndOfDecode(Decode_UNDEF);
constant integer g = UInt(Pg);
constant integer s = UInt('011':Rs);
constant integer n = UInt(ZAn);
constant integer offset = UInt(off3);
constant integer esize = 16;
constant integer d = UInt(Zd);
constant boolean vertical = V == '1';
```

32-bit
(FEAT_SME)



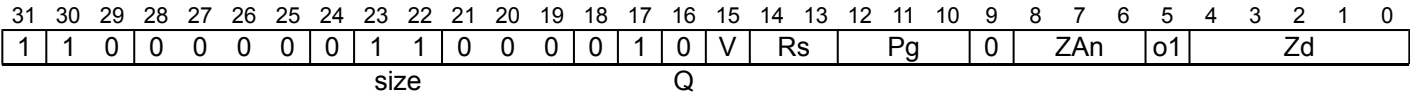
Encoding

```
MOVA <Zd>.S, <Pg>/M, <ZAn><HV>.S[<Ws>, <offs>]
```

Decode for this encoding

```
if !IsFeatureImplemented(FEAT_SME) then EndOfDecode(Decode_UNDEF);
constant integer g = UInt(Pg);
constant integer s = UInt('011':Rs);
constant integer n = UInt(ZAn);
constant integer offset = UInt(off2);
constant integer esize = 32;
constant integer d = UInt(Zd);
constant boolean vertical = V == '1';
```

64-bit
(FEAT_SME)



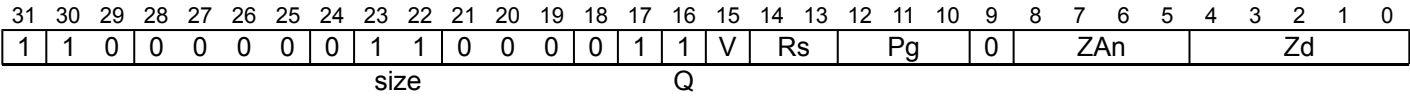
Encoding

```
MOVA <Zd>.D, <Pg>/M, <ZAn><HV>.D[<Ws>, <offs>]
```

Decode for this encoding

```
if !IsFeatureImplemented(FEAT_SME) then EndOfDecode(Decode_UNDEF);
constant integer g = UInt(Pg);
constant integer s = UInt('011':Rs);
constant integer n = UInt(ZAn);
constant integer offset = UInt(o1);
constant integer esize = 64;
constant integer d = UInt(Zd);
constant boolean vertical = V == '1';
```

128-bit
(FEAT_SME)



Encoding

```
MOVA <Zd>.Q, <Pg>/M, <ZAn><HV>.Q[<Ws>, <offs>]
```

Decode for this encoding

```
if !IsFeatureImplemented(FEAT_SME) then EndOfDecode(Decode_UNDEF);
constant integer g = UInt(Pg);
constant integer s = UInt('011':Rs);
constant integer n = UInt(ZAn);
constant integer offset = 0;
constant integer esize = 128;
constant integer d = UInt(Zd);
constant boolean vertical = V == '1';
```

Assembler Symbols

- <Zd> Is the name of the destination scalable vector register, encoded in the "Zd" field.
- <Pg> Is the name of the governing scalable predicate register P0-P7, encoded in the "Pg" field.
- <HV> Is the horizontal or vertical slice indicator, encoded in “V”:

V	<HV>
0	H
1	V
- <Ws> Is the 32-bit name of the slice index register W12-W15, encoded in the "Rs" field.
- <offs> For the "8-bit" variant: is the slice index offset, in the range 0 to 15, encoded in the "off4" field.
For the "16-bit" variant: is the slice index offset, in the range 0 to 7, encoded in the "off3" field.
For the "32-bit" variant: is the slice index offset, in the range 0 to 3, encoded in the "off2" field.
For the "64-bit" variant: is the slice index offset, in the range 0 to 1, encoded in the "o1" field.
For the "128-bit" variant: is the slice index offset, with implicit value 0.
- <ZAn> For the "16-bit" variant: is the name of the ZA tile ZA0-ZA1 to be accessed, encoded in the "ZAn" field.
For the "32-bit" variant: is the name of the ZA tile ZA0-ZA3 to be accessed, encoded in the "ZAn" field.
For the "64-bit" variant: is the name of the ZA tile ZA0-ZA7 to be accessed, encoded in the "ZAn" field.
For the "128-bit" variant: is the name of the ZA tile ZA0-ZA15 to be accessed, encoded in the "ZAn" field.

Operation

```
CheckStreamingSVEAndZAAEnabled();
constant integer VL = CurrentVL;
constant integer PL = VL DIV 8;
constant integer dim = VL DIV esize;
constant bits(PL) mask = P[g, PL];
constant bits(32) index = X[s, 32];
constant integer slice = (UInt(index) + offset) MOD dim;
constant bits(VL) operand = ZAslice[n, esize, vertical, slice, VL];
bits(VL) result = Z[d, VL];

for e = 0 to dim-1
    constant bits(esize) element = Elem[operand, e, esize];
    if ActivePredicateElement(mask, e, esize) then
        Elem[result, e, esize] = element;

Z[d, VL] = result;
```

Operational information

- If PSTATE.DIT is 1:
- The execution time of this instruction is independent of:

- The values of the data supplied in any of its operand registers when its governing predicate register contains the same value for each execution.
- The values of the NZCV flags.
- The response of this instruction to asynchronous exceptions does not vary based on:
 - The values of the data supplied in any of its operand registers when its governing predicate register contains the same value for each execution.
 - The values of the NZCV flags.

Internal version only: aarchmrs v2025-03_rel, pseudocode v2025-03_rel ; Build timestamp: 2025-03-21T17:41

Copyright © 2010-2025 Arm Limited or its affiliates. All rights reserved. This document is Non-Confidential.

MOVA (tile to vector, two registers)

Move two ZA tile slices to two vector registers

This instruction operates on two consecutive horizontal or vertical slices within a named ZA tile of the specified element size. The consecutive slice numbers within the tile are selected starting from the sum of the slice index register and immediate offset, modulo the number of such elements in a vector. The immediate offset is a multiple of 2 in the range 0 to the number of elements in a 128-bit vector segment minus 2.

This instruction is unpredicated.

This instruction is used by the alias [MOV \(tile to vector, two registers\)](#).

It has encodings from 4 classes: [8-bit](#) , [16-bit](#) , [32-bit](#) and [64-bit](#)

8-bit (FEAT_SME2)

31	30	29	28	27	26	25	24	23	22	21	20	19	18	17	16	15	14	13	12	11	10	9	8	7	6	5	4	3	2	1	0
1	1	0	0	0	0	0	0	0	0	0	0	0	1	1	0	V	Rs	0	0	0	0	0	0	off3			Zd			0	
size																															

Encoding

MOVA { <Zd1>.B-<Zd2>.B }, ZA0<HV>.B[<Ws>, <offs1>:<offs2>]

Decode for this encoding

```
if !IsFeatureImplemented(FEAT_SME2) then EndOfDecode(Decode_UNDEF);
constant integer s = UInt('011':Rs);
constant integer nreg = 2;
constant integer esize = 8;
constant integer d = UInt(Zd:'0');
constant integer n = 0;
constant integer offset = UInt(off3:'0');
constant boolean vertical = V == '1';
```

16-bit (FEAT_SME2)

31	30	29	28	27	26	25	24	23	22	21	20	19	18	17	16	15	14	13	12	11	10	9	8	7	6	5	4	3	2	1	0
1	1	0	0	0	0	0	0	0	0	1	0	0	0	1	1	0	V	Rs	0	0	0	0	0	0	ZAn	off2			Zd		0
size																															

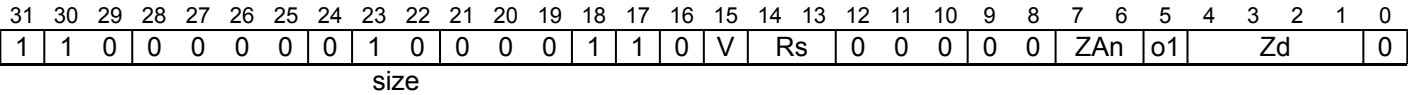
Encoding

MOVA { <Zd1>.H-<Zd2>.H }, <ZAn><HV>.H[<Ws>, <offs1>:<offs2>]

Decode for this encoding

```
if !IsFeatureImplemented(FEAT_SME2) then EndOfDecode(Decode_UNDEF);
constant integer s = UInt('011':Rs);
constant integer nreg = 2;
constant integer esize = 16;
constant integer d = UInt(Zd:'0');
constant integer n = UInt(ZAn);
constant integer offset = UInt(off2:'0');
constant boolean vertical = V == '1';
```

32-bit
(FEAT_SME2)



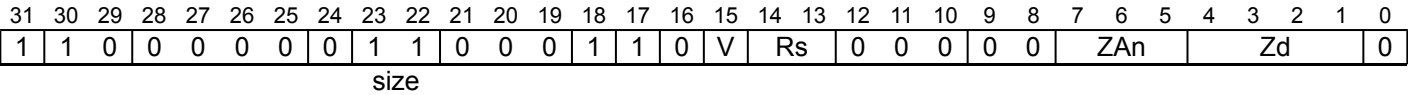
Encoding

```
MOVA { <Zd1>.S-<Zd2>.S }, <ZAn><HV>.S[<Ws>, <offs1>:<offs2>]
```

Decode for this encoding

```
if !IsFeatureImplemented(FEAT_SME2) then EndOfDecode(Decode_UNDEF);
constant integer s = UInt('011':Rs);
constant integer nreg = 2;
constant integer esize = 32;
constant integer d = UInt(Zd:'0');
constant integer n = UInt(ZAn);
constant integer offset = UInt(o1:'0');
constant boolean vertical = V == '1';
```

64-bit
(FEAT_SME2)



Encoding

```
MOVA { <Zd1>.D-<Zd2>.D }, <ZAn><HV>.D[<Ws>, <offs1>:<offs2>]
```

Decode for this encoding

```
if !IsFeatureImplemented(FEAT_SME2) then EndOfDecode(Decode_UNDEF);
constant integer s = UInt('011':Rs);
constant integer nreg = 2;
constant integer esize = 64;
constant integer d = UInt(Zd:'0');
constant integer n = UInt(ZAn);
constant integer offset = 0;
constant boolean vertical = V == '1';
```

Assembler Symbols

- <Zd1> Is the name of the first scalable vector register of the destination multi-vector group, encoded as "Zd" times 2.
- <Zd2> Is the name of the second scalable vector register of the destination multi-vector group, encoded as "Zd" times 2 plus 1.
- <HV> Is the horizontal or vertical slice indicator, encoded in “V”:

V	<HV>
0	H
1	V

- <Ws> Is the 32-bit name of the slice index register W12-W15, encoded in the "Rs" field.
- <offs1> For the "8-bit" variant: is the first slice index offset, encoded as "off3" field times 2.
For the "16-bit" variant: is the first slice index offset, encoded as "off2" field times 2.
For the "32-bit" variant: is the first slice index offset, encoded as "o1" field times 2.
For the "64-bit" variant: is the first slice index offset, with implicit value 0.

- <offs2> For the "8-bit" variant: is the second slice index offset, encoded as "off3" field times 2 plus 1.
 For the "16-bit" variant: is the second slice index offset, encoded as "off2" field times 2 plus 1.
 For the "32-bit" variant: is the second slice index offset, encoded as "o1" field times 2 plus 1.
 For the "64-bit" variant: is the second slice index offset, with implicit value 1.
- <ZAn> For the "16-bit" variant: is the name of the ZA tile ZA0-ZA1 to be accessed, encoded in the "ZAn" field.
 For the "32-bit" variant: is the name of the ZA tile ZA0-ZA3 to be accessed, encoded in the "ZAn" field.
 For the "64-bit" variant: is the name of the ZA tile ZA0-ZA7 to be accessed, encoded in the "ZAn" field.

Operation

```

CheckStreamingSVEAndZAEEnabled();
constant integer VL = CurrentVL;
if nreg == 4 && esize == 64 && VL < 256 then EndOfDecode(Decode_UNDEF);
constant integer slices = VL DIV esize;
constant bits(32) index = X[s, 32];
constant integer slice = ((UInt(index) - (UInt(index) MOD nreg)) + offset) MOD slices;

for r = 0 to nreg-1
  constant bits(VL) result = ZAslice[n, esize, vertical, slice + r, VL];
  Z[d + r, VL] = result;

```

Operational information

If PSTATE.DIT is 1:

- The execution time of this instruction is independent of:
 - The values of the data supplied in any of its registers.
 - The values of the NZCV flags.
- The response of this instruction to asynchronous exceptions does not vary based on:
 - The values of the data supplied in any of its registers.
 - The values of the NZCV flags.

Internal version only: aarchmrs v2025-03_rel, pseudocode v2025-03_rel ; Build timestamp: 2025-03-21T17:41

Copyright © 2010-2025 Arm Limited or its affiliates. All rights reserved. This document is Non-Confidential.

MOVA (vector to array, four registers)

Move four vector registers to four ZA single-vector groups

This instruction operates on four ZA single-vector groups.
The single-vector group within each quarter of the ZA array is selected by the sum of the vector select register and offset, modulo quarter the number of ZA array vectors.
The vector group symbol VGx4 indicates that the instruction operates on four ZA single-vector groups.
The preferred disassembly syntax uses a 64-bit element size, but an assembler should accept any element size if it is used consistently for all operands.
The vector group symbol is preferred for disassembly, but optional in assembler source code.
This instruction is unpredicated.
This instruction is used by the alias [MOV \(vector to array, four registers\)](#).

SME2 (FEAT_SME2)

31	30	29	28	27	26	25	24	23	22	21	20	19	18	17	16	15	14	13	12	11	10	9	8	7	6	5	4	3	2	1	0
1	1	0	0	0	0	0	0	0	0	0	0	0	1	0	0	0	Rv	0	1	1	Zn		0		0	0	0	off3			

Encoding

MOVA ZA.D[<Wv>, <offs>{, VGx4}], { <Zn1>.D-<Zn4>.D }

Decode for this encoding

```
if !IsFeatureImplemented(FEAT_SME2) then EndOfDecode(Decode_UNDEF);
constant integer v = UInt('010':Rv);
constant integer offset = UInt(off3);
constant integer n = UInt(Zn:'00');
constant integer nreg = 4;
```

Assembler Symbols

- <Wv> Is the 32-bit name of the vector select register W8-W11, encoded in the "Rv" field.
- <offs> Is the vector select offset, in the range 0 to 7, encoded in the "off3" field.
- <Zn1> Is the name of the first scalable vector register of the source multi-vector group, encoded as "Zn" times 4.
- <Zn4> Is the name of the fourth scalable vector register of the source multi-vector group, encoded as "Zn" times 4 plus 3.

Operation

```
CheckStreamingSVEAndZAAEnabled();
constant integer VL = CurrentVL;
constant integer vectors = VL DIV 8;
constant integer vstride = vectors DIV nreg;
constant bits(32) vbase = X[v, 32];
integer vec = (UInt(vbase) + offset) MOD vstride;

for r = 0 to nreg-1
    constant bits(VL) result = Z[n + r, VL];
    ZAvector[vec, VL] = result;
    vec = vec + vstride;
```

Operational information

- If PSTATE.DIT is 1:
- The execution time of this instruction is independent of:
 - The values of the data supplied in any of its registers.
 - The values of the NZCV flags.
 - The response of this instruction to asynchronous exceptions does not vary based on:

- The values of the data supplied in any of its registers.
- The values of the NZCV flags.

Internal version only: aarchmrs v2025-03_rel, pseudocode v2025-03_rel ; Build timestamp: 2025-03-21T17:41

Copyright © 2010-2025 Arm Limited or its affiliates. All rights reserved. This document is Non-Confidential.

MOVA (vector to array, two registers)

Move two vector registers to two ZA single-vector groups

This instruction operates on two ZA single-vector groups.
The single-vector group within each half of the ZA array is selected by the sum of the vector select register and offset, modulo half the number of ZA array vectors.
The vector group symbol VGx2 indicates that the instruction operates on two ZA single-vector groups.
The preferred disassembly syntax uses a 64-bit element size, but an assembler should accept any element size if it is used consistently for all operands.
The vector group symbol is preferred for disassembly, but optional in assembler source code.
This instruction is unpredicated.
This instruction is used by the alias [MOV \(vector to array, two registers\)](#).

SME2 (FEAT_SME2)

31	30	29	28	27	26	25	24	23	22	21	20	19	18	17	16	15	14	13	12	11	10	9	8	7	6	5	4	3	2	1	0
1	1	0	0	0	0	0	0	0	0	0	0	0	1	0	0	0	Rv	0	1	0	Zn			0	0	0	off3				

Encoding

MOVA ZA.D[<Wv>, <offs>{, VGx2}], { <Zn1>.D-<Zn2>.D }

Decode for this encoding

```
if !IsFeatureImplemented(FEAT_SME2) then EndOfDecode(Decode_UNDEF);
constant integer v = UInt('010':Rv);
constant integer offset = UInt(off3);
constant integer n = UInt(Zn:'0');
constant integer nreg = 2;
```

Assembler Symbols

- <Wv> Is the 32-bit name of the vector select register W8-W11, encoded in the "Rv" field.
- <offs> Is the vector select offset, in the range 0 to 7, encoded in the "off3" field.
- <Zn1> Is the name of the first scalable vector register of the source multi-vector group, encoded as "Zn" times 2.
- <Zn2> Is the name of the second scalable vector register of the source multi-vector group, encoded as "Zn" times 2 plus 1.

Operation

```
CheckStreamingSVEAndZAAEnabled();
constant integer VL = CurrentVL;
constant integer vectors = VL DIV 8;
constant integer vstride = vectors DIV nreg;
constant bits(32) vbase = X[v, 32];
integer vec = (UInt(vbase) + offset) MOD vstride;

for r = 0 to nreg-1
  constant bits(VL) result = Z[n + r, VL];
  ZAvector[vec, VL] = result;
  vec = vec + vstride;
```

Operational information

- If PSTATE.DIT is 1:
- The execution time of this instruction is independent of:
 - The values of the data supplied in any of its registers.
 - The values of the NZCV flags.
 - The response of this instruction to asynchronous exceptions does not vary based on:

- The values of the data supplied in any of its registers.
- The values of the NZCV flags.

Internal version only: aarchmrs v2025-03_rel, pseudocode v2025-03_rel ; Build timestamp: 2025-03-21T17:41

Copyright © 2010-2025 Arm Limited or its affiliates. All rights reserved. This document is Non-Confidential.

MOVA (vector to tile, four registers)

Move four vector registers to four ZA tile slices

This instruction operates on four consecutive horizontal or vertical slices within a named ZA tile of the specified element size. The consecutive slice numbers within the tile are selected starting from the sum of the slice index register and immediate offset, modulo the number of such elements in a vector. The immediate offset is a multiple of 4 in the range 0 to the number of elements in a 128-bit vector segment minus 4. This instruction is unpredicated. This instruction is used by the alias [MOV \(vector to tile, four registers\)](#). It has encodings from 4 classes: [8-bit](#) , [16-bit](#) , [32-bit](#) and [64-bit](#)

8-bit
(FEAT_SME2)

31	30	29	28	27	26	25	24	23	22	21	20	19	18	17	16	15	14	13	12	11	10	9	8	7	6	5	4	3	2	1	0
1	1	0	0	0	0	0	0	0	0	0	0	0	1	0	0	V	Rs	0	0	1		Zn		0	0	0	0	0	0	off2	
																size															

Encoding

MOVA ZA0<HV>.B[<Ws>, <offs1>:<offs4>], { <Zn1>.B-<Zn4>.B }

Decode for this encoding

```
if !IsFeatureImplemented(FEAT_SME2) then EndOfDecode(Decode_UNDEF);
constant integer s = UInt('011':Rs);
constant integer nreg = 4;
constant integer esize = 8;
constant integer n = UInt(Zn:'00');
constant integer d = 0;
constant integer offset = UInt(off2:'00');
constant boolean vertical = V == '1';
```

16-bit
(FEAT_SME2)

31	30	29	28	27	26	25	24	23	22	21	20	19	18	17	16	15	14	13	12	11	10	9	8	7	6	5	4	3	2	1	0
1	1	0	0	0	0	0	0	0	0	1	0	0	0	1	0	0	V	Rs	0	0	1		Zn		0	0	0	0	0	ZAd	o1
																size															

Encoding

MOVA <ZAd><HV>.H[<Ws>, <offs1>:<offs4>], { <Zn1>.H-<Zn4>.H }

Decode for this encoding

```
if !IsFeatureImplemented(FEAT_SME2) then EndOfDecode(Decode_UNDEF);
constant integer s = UInt('011':Rs);
constant integer nreg = 4;
constant integer esize = 16;
constant integer n = UInt(Zn:'00');
constant integer d = UInt(ZAd);
constant integer offset = UInt(o1:'00');
constant boolean vertical = V == '1';
```

32-bit
(FEAT_SME2)

31	30	29	28	27	26	25	24	23	22	21	20	19	18	17	16	15	14	13	12	11	10	9	8	7	6	5	4	3	2	1	0
1	1	0	0	0	0	0	0	1	0	0	0	0	1	0	0	V	Rs	0	0	1	Zn		0		0	0	0	0	0	ZAd	
size																															

Encoding

```
MOVA <ZAd><HV>.S[<Ws>, <offs1>:<offs4>], { <Zn1>.S-<Zn4>.S }
```

Decode for this encoding

```
if !IsFeatureImplemented(FEAT_SME2) then EndOfDecode(Decode_UNDEF);
constant integer s = UInt('011':Rs);
constant integer nreg = 4;
constant integer esize = 32;
constant integer n = UInt(Zn:'00');
constant integer d = UInt(ZAd);
constant integer offset = 0;
constant boolean vertical = V == '1';
```

64-bit
(FEAT_SME2)

31	30	29	28	27	26	25	24	23	22	21	20	19	18	17	16	15	14	13	12	11	10	9	8	7	6	5	4	3	2	1	0
1	1	0	0	0	0	0	0	1	1	0	0	0	1	0	0	V	Rs	0	0	1	Zn		0	0	0	0	ZAd				
size																															

Encoding

```
MOVA <ZAd><HV>.D[<Ws>, <offs1>:<offs4>], { <Zn1>.D-<Zn4>.D }
```

Decode for this encoding

```
if !IsFeatureImplemented(FEAT_SME2) then EndOfDecode(Decode_UNDEF);
if MaxImplementedSVL() < 256 then EndOfDecode(Decode_UNDEF);
constant integer s = UInt('011':Rs);
constant integer nreg = 4;
constant integer esize = 64;
constant integer n = UInt(Zn:'00');
constant integer d = UInt(ZAd);
constant integer offset = 0;
constant boolean vertical = V == '1';
```

Assembler Symbols

<HV> Is the horizontal or vertical slice indicator, encoded in “V”:

V	<HV>
0	H
1	V

<Ws> Is the 32-bit name of the slice index register W12-W15, encoded in the "Rs" field.

<offs1> For the "8-bit" variant: is the first slice index offset, encoded as "off2" field times 4.
For the "16-bit" variant: is the first slice index offset, encoded as "o1" field times 4.

For the "32-bit" and "64-bit" variants: is the first slice index offset, with implicit value 0.

<offs4> For the "8-bit" variant: is the fourth slice index offset, encoded as "off2" field times 4 plus 3.
For the "16-bit" variant: is the fourth slice index offset, encoded as "o1" field times 4 plus 3.

For the "32-bit" and "64-bit" variants: is the fourth slice index offset, with implicit value 3.

- <Zn1> Is the name of the first scalable vector register of the source multi-vector group, encoded as "Zn" times 4.
- <Zn4> Is the name of the fourth scalable vector register of the source multi-vector group, encoded as "Zn" times 4 plus 3.
- <ZAd> For the "16-bit" variant: is the name of the ZA tile ZA0-ZA1 to be accessed, encoded in the "ZAd" field.
For the "32-bit" variant: is the name of the ZA tile ZA0-ZA3 to be accessed, encoded in the "ZAd" field.
For the "64-bit" variant: is the name of the ZA tile ZA0-ZA7 to be accessed, encoded in the "ZAd" field.

Operation

```
CheckStreamingSVEAndZAAEnabled();
constant integer VL = CurrentVL;
if nreg == 4 && esize == 64 && VL < 256 then EndOfDecode(Decode_UNDEF);
constant integer slices = VL DIV esize;
constant bits(32) index = X[s, 32];
constant integer slice = ((UInt(index) - (UInt(index) MOD nreg)) + offset) MOD slices;

for r = 0 to nreg-1
    constant bits(VL) result = Z[n + r, VL];
    ZAslice[d, esize, vertical, slice + r, VL] = result;
```

Operational information

If PSTATE.DIT is 1:

- The execution time of this instruction is independent of:
 - The values of the data supplied in any of its registers.
 - The values of the NZCV flags.
- The response of this instruction to asynchronous exceptions does not vary based on:
 - The values of the data supplied in any of its registers.
 - The values of the NZCV flags.

Internal version only: aarchmrs v2025-03_rel, pseudocode v2025-03_rel ; Build timestamp: 2025-03-21T17:41

Copyright © 2010-2025 Arm Limited or its affiliates. All rights reserved. This document is Non-Confidential.

MOVA (vector to tile, single)

Move vector register to ZA tile slice

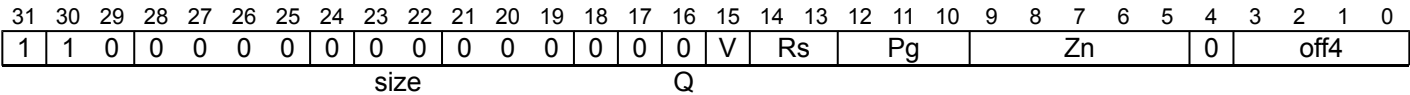
This instruction operates on individual horizontal or vertical slices within a named ZA tile of the specified element size. The slice number within the tile is selected by the sum of the slice index register and immediate offset, modulo the number of such elements in a vector. The immediate offset is in the range 0 to the number of elements in a 128-bit vector segment minus 1.

Inactive elements in the destination slice remain unmodified.

This instruction is used by the alias [MOV \(vector to tile, single\)](#).

It has encodings from 5 classes: [8-bit](#) , [16-bit](#) , [32-bit](#) , [64-bit](#) and [128-bit](#)

8-bit
(FEAT_SME)



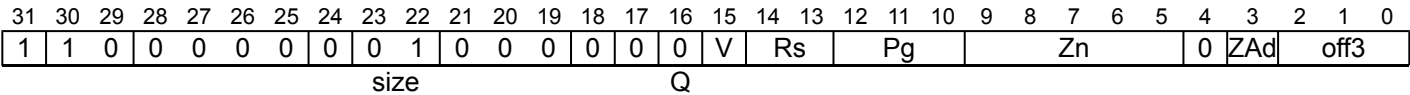
Encoding

MOVA ZA0<HV>.B[<Ws>, <offs>], <Pg>/M, <Zn>.B

Decode for this encoding

```
if !IsFeatureImplemented(FEAT_SME) then EndOfDecode(Decode_UNDEF);
constant integer g = UInt(Pg);
constant integer s = UInt('011':Rs);
constant integer n = UInt(Zn);
constant integer d = 0;
constant integer offset = UInt(off4);
constant integer esize = 8;
constant boolean vertical = V == '1';
```

16-bit
(FEAT_SME)



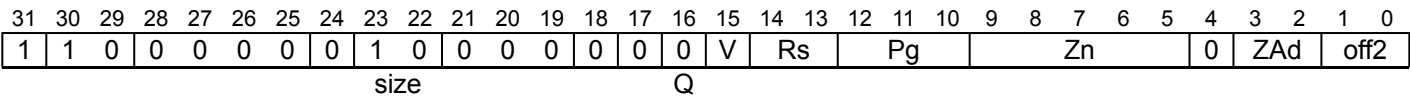
Encoding

MOVA <ZAd><HV>.H[<Ws>, <offs>], <Pg>/M, <Zn>.H

Decode for this encoding

```
if !IsFeatureImplemented(FEAT_SME) then EndOfDecode(Decode_UNDEF);
constant integer g = UInt(Pg);
constant integer s = UInt('011':Rs);
constant integer n = UInt(Zn);
constant integer d = UInt(ZAd);
constant integer offset = UInt(off3);
constant integer esize = 16;
constant boolean vertical = V == '1';
```

32-bit
(FEAT_SME)



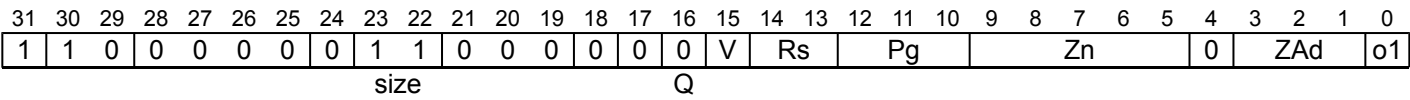
Encoding

```
MOVA <ZAd><HV>.S[<Ws>, <offs>], <Pg>/M, <Zn>.S
```

Decode for this encoding

```
if !IsFeatureImplemented(FEAT_SME) then EndOfDecode(Decode_UNDEF);
constant integer g = UInt(Pg);
constant integer s = UInt('011':Rs);
constant integer n = UInt(Zn);
constant integer d = UInt(ZAd);
constant integer offset = UInt(off2);
constant integer esize = 32;
constant boolean vertical = V == '1';
```

64-bit
(FEAT_SME)



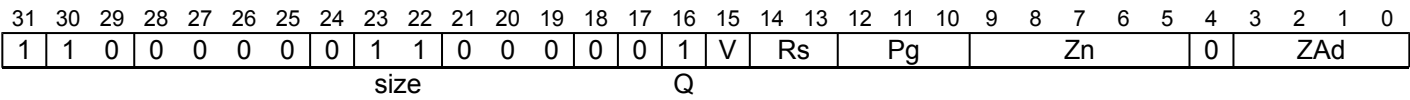
Encoding

```
MOVA <ZAd><HV>.D[<Ws>, <offs>], <Pg>/M, <Zn>.D
```

Decode for this encoding

```
if !IsFeatureImplemented(FEAT_SME) then EndOfDecode(Decode_UNDEF);
constant integer g = UInt(Pg);
constant integer s = UInt('011':Rs);
constant integer n = UInt(Zn);
constant integer d = UInt(ZAd);
constant integer offset = UInt(o1);
constant integer esize = 64;
constant boolean vertical = V == '1';
```

128-bit
(FEAT_SME)



Encoding

```
MOVA <ZAd><HV>.Q[<Ws>, <offs>], <Pg>/M, <Zn>.Q
```

Decode for this encoding

```
if !IsFeatureImplemented(FEAT_SME) then EndOfDecode(Decode_UNDEF);
constant integer g = UInt(Pg);
constant integer s = UInt('011':Rs);
constant integer n = UInt(Zn);
constant integer d = UInt(ZAd);
constant integer offset = 0;
constant integer esize = 128;
constant boolean vertical = V == '1';
```

Assembler Symbols

<HV> Is the horizontal or vertical slice indicator, encoded in “V”:

V	<HV>
0	H
1	V

<Ws> Is the 32-bit name of the slice index register W12-W15, encoded in the "Rs" field.

<offs> For the "8-bit" variant: is the slice index offset, in the range 0 to 15, encoded in the "off4" field.
For the "16-bit" variant: is the slice index offset, in the range 0 to 7, encoded in the "off3" field.
For the "32-bit" variant: is the slice index offset, in the range 0 to 3, encoded in the "off2" field.
For the "64-bit" variant: is the slice index offset, in the range 0 to 1, encoded in the "o1" field.
For the "128-bit" variant: is the slice index offset, with implicit value 0.

<Pg> Is the name of the governing scalable predicate register P0-P7, encoded in the "Pg" field.

<Zn> Is the name of the source scalable vector register, encoded in the "Zn" field.

<ZAd> For the "16-bit" variant: is the name of the ZA tile ZA0-ZA1 to be accessed, encoded in the "ZAd" field.
For the "32-bit" variant: is the name of the ZA tile ZA0-ZA3 to be accessed, encoded in the "ZAd" field.
For the "64-bit" variant: is the name of the ZA tile ZA0-ZA7 to be accessed, encoded in the "ZAd" field.
For the "128-bit" variant: is the name of the ZA tile ZA0-ZA15 to be accessed, encoded in the "ZAd" field.

Operation

```
CheckStreamingSVEAndZEnabled();
constant integer VL = CurrentVL;
constant integer PL = VL DIV 8;
constant integer dim = VL DIV esize;
constant bits(PL) mask = P[g, PL];
constant bits(VL) operand = Z[n, VL];
constant bits(32) index = X[s, 32];
constant integer slice = (UInt(index) + offset) MOD dim;
bits(VL) result = ZAslice[d, esize, vertical, slice, VL];

for e = 0 to dim-1
    constant bits(esize) element = Elem[operand, e, esize];
    if ActivePredicateElement(mask, e, esize) then
        Elem[result, e, esize] = element;

ZAslice[d, esize, vertical, slice, VL] = result;
```

Operational information

- If PSTATE.DIT is 1:
- The execution time of this instruction is independent of:

- The values of the data supplied in any of its operand registers when its governing predicate register contains the same value for each execution.
- The values of the NZCV flags.
- The response of this instruction to asynchronous exceptions does not vary based on:
 - The values of the data supplied in any of its operand registers when its governing predicate register contains the same value for each execution.
 - The values of the NZCV flags.

Internal version only: aarchmrs v2025-03_rel, pseudocode v2025-03_rel ; Build timestamp: 2025-03-21T17:41

Copyright © 2010-2025 Arm Limited or its affiliates. All rights reserved. This document is Non-Confidential.

MOVA (vector to tile, two registers)

Move two vector registers to two ZA tile slices

This instruction operates on two consecutive horizontal or vertical slices within a named ZA tile of the specified element size.

The consecutive slice numbers within the tile are selected starting from the sum of the slice index register and immediate offset, modulo the number of such elements in a vector. The immediate offset is a multiple of 2 in the range 0 to the number of elements in a 128-bit vector segment minus 2.

This instruction is unpredicated.

This instruction is used by the alias [MOV \(vector to tile, two registers\)](#).

It has encodings from 4 classes: [8-bit](#) , [16-bit](#) , [32-bit](#) and [64-bit](#)

8-bit (FEAT_SME2)

31	30	29	28	27	26	25	24	23	22	21	20	19	18	17	16	15	14	13	12	11	10	9	8	7	6	5	4	3	2	1	0
1	1	0	0	0	0	0	0	0	0	0	0	0	1	0	0	V	Rs	0	0	0	Zn			0	0	0	off3				
size																															

Encoding

MOVA ZA0<HV>.B[<Ws>, <offs1>:<offs2>], { <Zn1>.B-<Zn2>.B }

Decode for this encoding

```
if !IsFeatureImplemented(FEAT_SME2) then EndOfDecode(Decode_UNDEF);
constant integer s = UInt('011':Rs);
constant integer nreg = 2;
constant integer esize = 8;
constant integer n = UInt(Zn:'0');
constant integer d = 0;
constant integer offset = UInt(off3:'0');
constant boolean vertical = V == '1';
```

16-bit (FEAT_SME2)

31	30	29	28	27	26	25	24	23	22	21	20	19	18	17	16	15	14	13	12	11	10	9	8	7	6	5	4	3	2	1	0
1	1	0	0	0	0	0	0	0	1	0	0	0	1	0	0	V	Rs	0	0	0	Zn			0			0	0	ZAd	off2	
size																															

Encoding

MOVA <ZAd><HV>.H[<Ws>, <offs1>:<offs2>], { <Zn1>.H-<Zn2>.H }

Decode for this encoding

```
if !IsFeatureImplemented(FEAT_SME2) then EndOfDecode(Decode_UNDEF);
constant integer s = UInt('011':Rs);
constant integer nreg = 2;
constant integer esize = 16;
constant integer n = UInt(Zn:'0');
constant integer d = UInt(ZAd);
constant integer offset = UInt(off2:'0');
constant boolean vertical = V == '1';
```


32-bit
(FEAT_SME2)

31	30	29	28	27	26	25	24	23	22	21	20	19	18	17	16	15	14	13	12	11	10	9	8	7	6	5	4	3	2	1	0
1	1	0	0	0	0	0	0	1	0	0	0	0	1	0	0	V	Rs	0	0	0	Zn			0	0	0	ZAd	o1			
size																															

Encoding

```
MOVA <ZAd><HV>.S[<Ws>, <offs1>:<offs2>], { <Zn1>.S-<Zn2>.S }
```

Decode for this encoding

```
if !IsFeatureImplemented(FEAT_SME2) then EndOfDecode(Decode_UNDEF);
constant integer s = UInt('011':Rs);
constant integer nreg = 2;
constant integer esize = 32;
constant integer n = UInt(Zn:'0');
constant integer d = UInt(ZAd);
constant integer offset = UInt(o1:'0');
constant boolean vertical = V == '1';
```

64-bit
(FEAT_SME2)

31	30	29	28	27	26	25	24	23	22	21	20	19	18	17	16	15	14	13	12	11	10	9	8	7	6	5	4	3	2	1	0
1	1	0	0	0	0	0	0	1	1	0	0	0	1	0	0	V	Rs	0	0	0	Zn			0	0	0	ZAd				
size																															

Encoding

```
MOVA <ZAd><HV>.D[<Ws>, <offs1>:<offs2>], { <Zn1>.D-<Zn2>.D }
```

Decode for this encoding

```
if !IsFeatureImplemented(FEAT_SME2) then EndOfDecode(Decode_UNDEF);
constant integer s = UInt('011':Rs);
constant integer nreg = 2;
constant integer esize = 64;
constant integer n = UInt(Zn:'0');
constant integer d = UInt(ZAd);
constant integer offset = 0;
constant boolean vertical = V == '1';
```

Assembler Symbols

- <HV>

Is the horizontal or vertical slice indicator, encoded in “V”:

V	<HV>
0	H
1	V
- <Ws>

Is the 32-bit name of the slice index register W12-W15, encoded in the "Rs" field.
- <offs1>

For the "8-bit" variant: is the first slice index offset, encoded as "off3" field times 2.
For the "16-bit" variant: is the first slice index offset, encoded as "off2" field times 2.
For the "32-bit" variant: is the first slice index offset, encoded as "o1" field times 2.
For the "64-bit" variant: is the first slice index offset, with implicit value 0.
- <offs2>

For the "8-bit" variant: is the second slice index offset, encoded as "off3" field times 2 plus 1.
For the "16-bit" variant: is the second slice index offset, encoded as "off2" field times 2 plus 1.

For the "32-bit" variant: is the second slice index offset, encoded as "o1" field times 2 plus 1.

For the "64-bit" variant: is the second slice index offset, with implicit value 1.

<Zn1> Is the name of the first scalable vector register of the source multi-vector group, encoded as "Zn" times 2.

<Zn2> Is the name of the second scalable vector register of the source multi-vector group, encoded as "Zn" times 2 plus 1.

<ZAd> For the "16-bit" variant: is the name of the ZA tile ZA0-ZA1 to be accessed, encoded in the "ZAd" field.

For the "32-bit" variant: is the name of the ZA tile ZA0-ZA3 to be accessed, encoded in the "ZAd" field.

For the "64-bit" variant: is the name of the ZA tile ZA0-ZA7 to be accessed, encoded in the "ZAd" field.

Operation

```
CheckStreamingSVEAndZAEEnabled();
constant integer VL = CurrentVL;
if nreg == 4 && esize == 64 && VL < 256 then EndOfDecode(Decode_UNDEF);
constant integer slices = VL DIV esize;
constant bits(32) index = X[s, 32];
constant integer slice = ((UInt(index) - (UInt(index) MOD nreg)) + offset) MOD slices;

for r = 0 to nreg-1
    constant bits(VL) result = Z[n + r, VL];
    ZAslice[d, esize, vertical, slice + r, VL] = result;
```

Operational information

If PSTATE.DIT is 1:

- The execution time of this instruction is independent of:
 - The values of the data supplied in any of its registers.
 - The values of the NZCV flags.
- The response of this instruction to asynchronous exceptions does not vary based on:
 - The values of the data supplied in any of its registers.
 - The values of the NZCV flags.

Internal version only: aarchmrs v2025-03_rel, pseudocode v2025-03_rel ; Build timestamp: 2025-03-21T17:41

Copyright © 2010-2025 Arm Limited or its affiliates. All rights reserved. This document is Non-Confidential.

MOVAZ (array to vector, four registers)

Move and zero four ZA single-vector groups to vector registers

This instruction operates on four ZA single-vector groups. The ZA single-vector groups are zeroed after moving their contents to the destination vectors.

The single-vector group within each quarter of the ZA array is selected by the sum of the vector select register and offset, modulo quarter the number of ZA array vectors.

The vector group symbol VGx4 indicates that the instruction operates on four ZA single-vector groups.

The preferred disassembly syntax uses a 64-bit element size, but an assembler should accept any element size if it is used consistently for all operands.

The vector group symbol is preferred for disassembly, but optional in assembler source code.

This instruction is unpredicated.

SME2 (FEAT_SME2p1)

31	30	29	28	27	26	25	24	23	22	21	20	19	18	17	16	15	14	13	12	11	10	9	8	7	6	5	4	3	2	1	0
1	1	0	0	0	0	0	0	0	0	0	0	0	1	1	0	0	Rv	0	1	1	1	0	off3			Zd			0	0	

Encoding

MOVAZ { <Zd1>.D-<Zd4>.D }, ZA.D[<Wv>, <offs>{, VGx4}]

Decode for this encoding

```
if !IsFeatureImplemented(FEAT_SME2p1) then EndOfDecode(Decode_UNDEF);
constant integer v = UInt('010':Rv);
constant integer offset = UInt(off3);
constant integer d = UInt(Zd:'00');
constant integer nreg = 4;
```

Assembler Symbols

- <Zd1> Is the name of the first scalable vector register of the destination multi-vector group, encoded as "Zd" times 4.
- <Zd4> Is the name of the fourth scalable vector register of the destination multi-vector group, encoded as "Zd" times 4 plus 3.
- <Wv> Is the 32-bit name of the vector select register W8-W11, encoded in the "Rv" field.
- <offs> Is the vector select offset, in the range 0 to 7, encoded in the "off3" field.

Operation

```
CheckStreamingSVEAndZAAEnabled();
constant integer VL = CurrentVL;
constant integer vectors = VL DIV 8;
constant integer vstride = vectors DIV nreg;
constant bits(32) vbase = X[v, 32];
integer vec = (UInt(vbase) + offset) MOD vstride;

for r = 0 to nreg-1
    constant bits(VL) result = ZAvector[vec, VL];
    ZAvector[vec, VL] = Zeros(VL);
    Z[d + r, VL] = result;
    vec = vec + vstride;
```

Operational information

- If PSTATE.DIT is 1:
- The execution time of this instruction is independent of:
 - The values of the data supplied in any of its registers.
 - The values of the NZCV flags.

- The response of this instruction to asynchronous exceptions does not vary based on:
 - The values of the data supplied in any of its registers.
 - The values of the NZCV flags.

Internal version only: aarchmrs v2025-03_rel, pseudocode v2025-03_rel ; Build timestamp: 2025-03-21T17:41

Copyright © 2010-2025 Arm Limited or its affiliates. All rights reserved. This document is Non-Confidential.

MOVAZ (array to vector, two registers)

Move and zero two ZA single-vector groups to vector registers

This instruction operates on two ZA single-vector groups. The ZA single-vector groups are zeroed after moving their contents to the destination vectors.

The single-vector group within each half of the ZA array is selected by the sum of the vector select register and offset, modulo half the number of ZA array vectors.

The vector group symbol VGx2 indicates that the instruction operates on two ZA single-vector groups.

The preferred disassembly syntax uses a 64-bit element size, but an assembler should accept any element size if it is used consistently for all operands.

The vector group symbol is preferred for disassembly, but optional in assembler source code.

This instruction is unpredicated.

SME2 (FEAT_SME2p1)

31	30	29	28	27	26	25	24	23	22	21	20	19	18	17	16	15	14	13	12	11	10	9	8	7	6	5	4	3	2	1	0
1	1	0	0	0	0	0	0	0	0	0	0	0	1	1	0	0	Rv	0	1	0	1	0	off3			Zd			0		

Encoding

MOVAZ { <Zd1>.D-<Zd2>.D }, ZA.D[<Wv>, <offs>{, VGx2}]

Decode for this encoding

```
if !IsFeatureImplemented(FEAT_SME2p1) then EndOfDecode(Decode_UNDEF);
constant integer v = UInt('010':Rv);
constant integer offset = UInt(off3);
constant integer d = UInt(Zd:'0');
constant integer nreg = 2;
```

Assembler Symbols

- <Zd1> Is the name of the first scalable vector register of the destination multi-vector group, encoded as "Zd" times 2.
- <Zd2> Is the name of the second scalable vector register of the destination multi-vector group, encoded as "Zd" times 2 plus 1.
- <Wv> Is the 32-bit name of the vector select register W8-W11, encoded in the "Rv" field.
- <offs> Is the vector select offset, in the range 0 to 7, encoded in the "off3" field.

Operation

```
CheckStreamingSVEAndZAAEnabled();
constant integer VL = CurrentVL;
constant integer vectors = VL DIV 8;
constant integer vstride = vectors DIV nreg;
constant bits(32) vbase = X[v, 32];
integer vec = (UInt(vbase) + offset) MOD vstride;

for r = 0 to nreg-1
    constant bits(VL) result = ZAvector[vec, VL];
    ZAvector[vec, VL] = Zeros(VL);
    Z[d + r, VL] = result;
    vec = vec + vstride;
```

Operational information

- If PSTATE.DIT is 1:
- The execution time of this instruction is independent of:
 - The values of the data supplied in any of its registers.
 - The values of the NZCV flags.

- The response of this instruction to asynchronous exceptions does not vary based on:
 - The values of the data supplied in any of its registers.
 - The values of the NZCV flags.

Internal version only: aarchmrs v2025-03_rel, pseudocode v2025-03_rel ; Build timestamp: 2025-03-21T17:41

Copyright © 2010-2025 Arm Limited or its affiliates. All rights reserved. This document is Non-Confidential.

MOVAZ (tile to vector, four registers)

Move and zero four ZA tile slices to vector registers

This instruction operates on four consecutive horizontal or vertical slices within a named ZA tile of the specified element size. The tile slices are zeroed after moving their contents to the destination vectors.

The consecutive slice numbers within the tile are selected starting from the sum of the slice index register and immediate offset, modulo the number of such elements in a vector. The immediate offset is a multiple of 4 in the range 0 to the number of elements in a 128-bit vector segment minus 4.

This instruction is unpredicated.

It has encodings from 4 classes: [8-bit](#) , [16-bit](#) , [32-bit](#) and [64-bit](#)

8-bit (FEAT_SME2p1)

31	30	29	28	27	26	25	24	23	22	21	20	19	18	17	16	15	14	13	12	11	10	9	8	7	6	5	4	3	2	1	0
1	1	0	0	0	0	0	0	0	0	0	0	0	1	1	0	V	Rs	0	0	1	1	0	0	0	off2		Zd		0	0	
size																															

Encoding

MOVAZ { <Zd1>.B-<Zd4>.B }, ZA0<HV>.B[<Ws>, <offs1>:<offs4>]

Decode for this encoding

```
if !IsFeatureImplemented(FEAT_SME2p1) then EndOfDecode(Decode_UNDEF);
constant integer s = UInt('011':Rs);
constant integer nreg = 4;
constant integer esize = 8;
constant integer d = UInt(Zd:'00');
constant integer n = 0;
constant integer offset = UInt(off2:'00');
constant boolean vertical = V == '1';
```

16-bit (FEAT_SME2p1)

31	30	29	28	27	26	25	24	23	22	21	20	19	18	17	16	15	14	13	12	11	10	9	8	7	6	5	4	3	2	1	0
1	1	0	0	0	0	0	0	0	1	0	0	0	1	1	0	V	Rs	0	0	1	1	0	0	0	ZAn	o1		Zd		0	0
size																															

Encoding

MOVAZ { <Zd1>.H-<Zd4>.H }, <ZAn><HV>.H[<Ws>, <offs1>:<offs4>]

Decode for this encoding

```
if !IsFeatureImplemented(FEAT_SME2p1) then EndOfDecode(Decode_UNDEF);
constant integer s = UInt('011':Rs);
constant integer nreg = 4;
constant integer esize = 16;
constant integer d = UInt(Zd:'00');
constant integer n = UInt(ZAn);
constant integer offset = UInt(o1:'00');
constant boolean vertical = V == '1';
```

32-bit
(FEAT_SME2p1)

31	30	29	28	27	26	25	24	23	22	21	20	19	18	17	16	15	14	13	12	11	10	9	8	7	6	5	4	3	2	1	0
1	1	0	0	0	0	0	0	1	0	0	0	0	1	1	0	V	Rs	0	0	1	1	0	0	0	ZAn		Zd		0	0	
size																															

Encoding

```
MOVAZ { <Zd1>.S-<Zd4>.S }, <ZAn><HV>.S[<Ws>, <offs1>:<offs4>]
```

Decode for this encoding

```
if !IsFeatureImplemented(FEAT_SME2p1) then EndOfDecode(Decode_UNDEF);
constant integer s = UInt('011':Rs);
constant integer nreg = 4;
constant integer esize = 32;
constant integer d = UInt(Zd:'00');
constant integer n = UInt(ZAn);
constant integer offset = 0;
constant boolean vertical = V == '1';
```

64-bit
(FEAT_SME2p1)

31	30	29	28	27	26	25	24	23	22	21	20	19	18	17	16	15	14	13	12	11	10	9	8	7	6	5	4	3	2	1	0
1	1	0	0	0	0	0	0	1	1	0	0	0	1	1	0	V	Rs	0	0	1	1	0	ZAn			Zd			0	0	
size																															

Encoding

```
MOVAZ { <Zd1>.D-<Zd4>.D }, <ZAn><HV>.D[<Ws>, <offs1>:<offs4>]
```

Decode for this encoding

```
if !IsFeatureImplemented(FEAT_SME2p1) then EndOfDecode(Decode_UNDEF);
if MaxImplementedSVL() < 256 then EndOfDecode(Decode_UNDEF);
constant integer s = UInt('011':Rs);
constant integer nreg = 4;
constant integer esize = 64;
constant integer d = UInt(Zd:'00');
constant integer n = UInt(ZAn);
constant integer offset = 0;
constant boolean vertical = V == '1';
```

Assembler Symbols

- <Zd1>

Is the name of the first scalable vector register of the destination multi-vector group, encoded as "Zd" times 4.
- <Zd4>

Is the name of the fourth scalable vector register of the destination multi-vector group, encoded as "Zd" times 4 plus 3.
- <HV>

Is the horizontal or vertical slice indicator, encoded in “V”:

V	<HV>
0	H
1	V
- <Ws>

Is the 32-bit name of the slice index register W12-W15, encoded in the "Rs" field.
- <offs1>

For the "8-bit" variant: is the first slice index offset, encoded as "off2" field times 4.
For the "16-bit" variant: is the first slice index offset, encoded as "o1" field times 4.
For the "32-bit" and "64-bit" variants: is the first slice index offset, with implicit value 0.

<offs4>	<p>For the "8-bit" variant: is the fourth slice index offset, encoded as "off2" field times 4 plus 3.</p> <p>For the "16-bit" variant: is the fourth slice index offset, encoded as "o1" field times 4 plus 3.</p> <p>For the "32-bit" and "64-bit" variants: is the fourth slice index offset, with implicit value 3.</p>
<ZAn>	<p>For the "16-bit" variant: is the name of the ZA tile ZA0-ZA1 to be accessed, encoded in the "ZAn" field.</p> <p>For the "32-bit" variant: is the name of the ZA tile ZA0-ZA3 to be accessed, encoded in the "ZAn" field.</p> <p>For the "64-bit" variant: is the name of the ZA tile ZA0-ZA7 to be accessed, encoded in the "ZAn" field.</p>

Operation

```

CheckStreamingSVEAndZAEEnabled();
constant integer VL = CurrentVL;
if nreg == 4 && esize == 64 && VL < 256 then EndOfDecode(Decode_UNDEF);
constant integer slices = VL DIV esize;
constant bits(32) index = X[s, 32];
constant integer slice = ((UInt(index) - (UInt(index) MOD nreg)) + offset) MOD slices;

for r = 0 to nreg-1
    constant bits(VL) result = ZAslice[n, esize, vertical, slice + r, VL];
    ZAslice[n, esize, vertical, slice + r, VL] = Zeros(VL);
    Z[d + r, VL] = result;

```

Operational information

If PSTATE.DIT is 1:

- The execution time of this instruction is independent of:
 - The values of the data supplied in any of its registers.
 - The values of the NZCV flags.
- The response of this instruction to asynchronous exceptions does not vary based on:
 - The values of the data supplied in any of its registers.
 - The values of the NZCV flags.

Internal version only: aarchmrs v2025-03_rel, pseudocode v2025-03_rel ; Build timestamp: 2025-03-21T17:41

Copyright © 2010-2025 Arm Limited or its affiliates. All rights reserved. This document is Non-Confidential.

MOVAZ (tile to vector, single)

Move and zero ZA tile slice to vector register

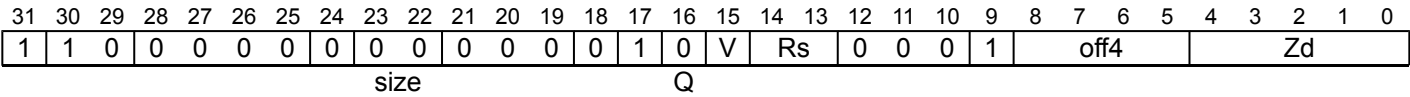
This instruction operates on a horizontal or vertical slice within a named ZA tile of the specified element size. The tile slice is zeroed after moving its contents to the destination vector.

The slice number within the tile is selected by the sum of the slice index register and immediate offset, modulo the number of such elements in a vector. The immediate offset is in the range 0 to the number of elements in a 128-bit vector segment minus 1.

This instruction is unpredicated.

It has encodings from 5 classes: [8-bit](#) , [16-bit](#) , [32-bit](#) , [64-bit](#) and [128-bit](#)

8-bit (FEAT_SME2p1)



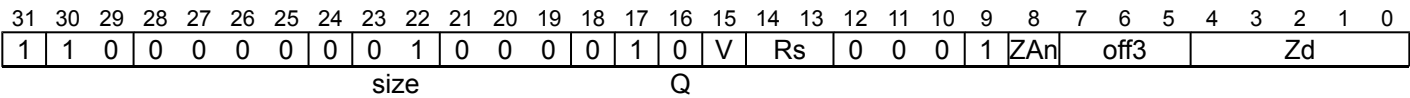
Encoding

MOVAZ <Zd>.B, ZA0<HV>.B[<Ws>, <offs>]

Decode for this encoding

```
if !IsFeatureImplemented(FEAT_SME2p1) then EndOfDecode(Decode_UNDEF);
constant integer s = UInt('011':Rs);
constant integer n = 0;
constant integer offset = UInt(off4);
constant integer esize = 8;
constant integer d = UInt(Zd);
constant boolean vertical = V == '1';
```

16-bit (FEAT_SME2p1)



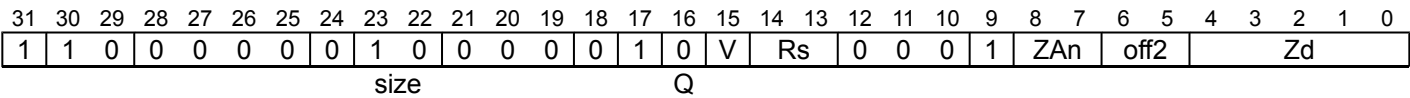
Encoding

MOVAZ <Zd>.H, <ZAn><HV>.H[<Ws>, <offs>]

Decode for this encoding

```
if !IsFeatureImplemented(FEAT_SME2p1) then EndOfDecode(Decode_UNDEF);
constant integer s = UInt('011':Rs);
constant integer n = UInt(ZAn);
constant integer offset = UInt(off3);
constant integer esize = 16;
constant integer d = UInt(Zd);
constant boolean vertical = V == '1';
```

32-bit (FEAT_SME2p1)



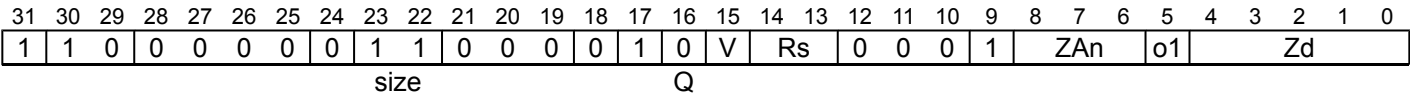
Encoding

```
MOVAZ <Zd>.S, <ZAn><HV>.S[<Ws>, <offs>]
```

Decode for this encoding

```
if !IsFeatureImplemented(FEAT_SME2p1) then EndOfDecode(Decode_UNDEF);
constant integer s = UInt('011':Rs);
constant integer n = UInt(ZAn);
constant integer offset = UInt(off2);
constant integer esize = 32;
constant integer d = UInt(Zd);
constant boolean vertical = V == '1';
```

64-bit
(FEAT_SME2p1)



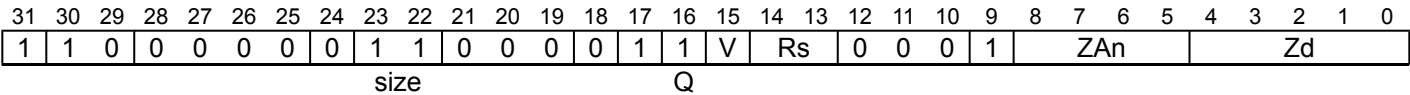
Encoding

```
MOVAZ <Zd>.D, <ZAn><HV>.D[<Ws>, <offs>]
```

Decode for this encoding

```
if !IsFeatureImplemented(FEAT_SME2p1) then EndOfDecode(Decode_UNDEF);
constant integer s = UInt('011':Rs);
constant integer n = UInt(ZAn);
constant integer offset = UInt(o1);
constant integer esize = 64;
constant integer d = UInt(Zd);
constant boolean vertical = V == '1';
```

128-bit
(FEAT_SME2p1)



Encoding

```
MOVAZ <Zd>.Q, <ZAn><HV>.Q[<Ws>, <offs>]
```

Decode for this encoding

```
if !IsFeatureImplemented(FEAT_SME2p1) then EndOfDecode(Decode_UNDEF);
constant integer s = UInt('011':Rs);
constant integer n = UInt(ZAn);
constant integer offset = 0;
constant integer esize = 128;
constant integer d = UInt(Zd);
constant boolean vertical = V == '1';
```

Assembler Symbols

<Zd> Is the name of the destination scalable vector register, encoded in the "Zd" field.

<HV> Is the horizontal or vertical slice indicator, encoded in “V”:

V	<HV>
0	H
1	V

<Ws> Is the 32-bit name of the slice index register W12-W15, encoded in the "Rs" field.

<offs> For the "8-bit" variant: is the slice index offset, in the range 0 to 15, encoded in the "off4" field.

For the "16-bit" variant: is the slice index offset, in the range 0 to 7, encoded in the "off3" field.

For the "32-bit" variant: is the slice index offset, in the range 0 to 3, encoded in the "off2" field.

For the "64-bit" variant: is the slice index offset, in the range 0 to 1, encoded in the "o1" field.

For the "128-bit" variant: is the slice index offset, with implicit value 0.

<ZAn> For the "16-bit" variant: is the name of the ZA tile ZA0-ZA1 to be accessed, encoded in the "ZAn" field.

For the "32-bit" variant: is the name of the ZA tile ZA0-ZA3 to be accessed, encoded in the "ZAn" field.

For the "64-bit" variant: is the name of the ZA tile ZA0-ZA7 to be accessed, encoded in the "ZAn" field.

For the "128-bit" variant: is the name of the ZA tile ZA0-ZA15 to be accessed, encoded in the "ZAn" field.

Operation

```
CheckStreamingSVEAndZAEEnabled();
constant integer VL = CurrentVL;
constant integer PL = VL DIV 8;
constant integer dim = VL DIV esize;
constant bits(32) index = X[s, 32];
constant integer slice = (UInt(index) + offset) MOD dim;
constant bits(VL) operand = ZAslice[n, esize, vertical, slice, VL];
ZAslice[n, esize, vertical, slice, VL] = Zeros(VL);
Z[d, VL] = operand;
```

Operational information

If PSTATE.DIT is 1:

- The execution time of this instruction is independent of:
 - The values of the data supplied in any of its registers.
 - The values of the NZCV flags.
- The response of this instruction to asynchronous exceptions does not vary based on:
 - The values of the data supplied in any of its registers.
 - The values of the NZCV flags.

Internal version only: aarchmrs v2025-03_rel, pseudocode v2025-03_rel ; Build timestamp: 2025-03-21T17:41

Copyright © 2010-2025 Arm Limited or its affiliates. All rights reserved. This document is Non-Confidential.

MOVAZ (tile to vector, two registers)

Move and zero two ZA tile slices to vector registers

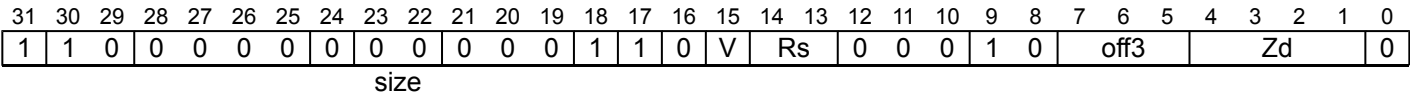
This instruction operates on two consecutive horizontal or vertical slices within a named ZA tile of the specified element size. The tile slices are zeroed after moving their contents to the destination vectors.

The consecutive slice numbers within the tile are selected starting from the sum of the slice index register and immediate offset, modulo the number of such elements in a vector. The immediate offset is a multiple of 2 in the range 0 to the number of elements in a 128-bit vector segment minus 2.

This instruction is unpredicated.

It has encodings from 4 classes: [8-bit](#) , [16-bit](#) , [32-bit](#) and [64-bit](#)

8-bit (FEAT_SME2p1)



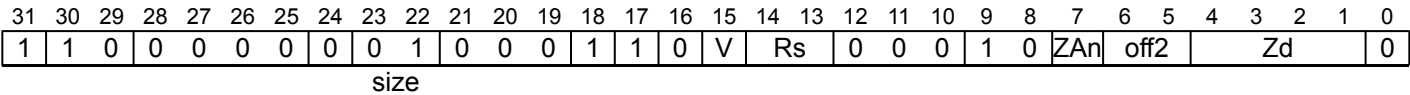
Encoding

MOVAZ { <Zd1>.B-<Zd2>.B }, ZA0<HV>.B[<Ws>, <offs1>:<offs2>]

Decode for this encoding

```
if !IsFeatureImplemented(FEAT_SME2p1) then EndOfDecode(Decode_UNDEF);
constant integer s = UInt('011':Rs);
constant integer nreg = 2;
constant integer esize = 8;
constant integer d = UInt(Zd:'0');
constant integer n = 0;
constant integer offset = UInt(off3:'0');
constant boolean vertical = V == '1';
```

16-bit (FEAT_SME2p1)



Encoding

MOVAZ { <Zd1>.H-<Zd2>.H }, <ZAn><HV>.H[<Ws>, <offs1>:<offs2>]

Decode for this encoding

```
if !IsFeatureImplemented(FEAT_SME2p1) then EndOfDecode(Decode_UNDEF);
constant integer s = UInt('011':Rs);
constant integer nreg = 2;
constant integer esize = 16;
constant integer d = UInt(Zd:'0');
constant integer n = UInt(ZAn);
constant integer offset = UInt(off2:'0');
constant boolean vertical = V == '1';
```

32-bit
(FEAT_SME2p1)

31	30	29	28	27	26	25	24	23	22	21	20	19	18	17	16	15	14	13	12	11	10	9	8	7	6	5	4	3	2	1	0
1	1	0	0	0	0	0	0	1	0	0	0	0	1	1	0	V	Rs	0	0	0	1	0	ZAn	o1	Zd			0			
size																															

Encoding

```
MOVAZ { <Zd1>.S-<Zd2>.S }, <ZAn><HV>.S[<Ws>, <offs1>:<offs2>]
```

Decode for this encoding

```
if !IsFeatureImplemented(FEAT_SME2p1) then EndOfDecode(Decode_UNDEF);
constant integer s = UInt('011':Rs);
constant integer nreg = 2;
constant integer esize = 32;
constant integer d = UInt(Zd:'0');
constant integer n = UInt(ZAn);
constant integer offset = UInt(o1:'0');
constant boolean vertical = V == '1';
```

64-bit
(FEAT_SME2p1)

31	30	29	28	27	26	25	24	23	22	21	20	19	18	17	16	15	14	13	12	11	10	9	8	7	6	5	4	3	2	1	0
1	1	0	0	0	0	0	0	1	1	0	0	0	1	1	0	V	Rs	0	0	0	1	0	ZAn					Zd			0
size																															

Encoding

```
MOVAZ { <Zd1>.D-<Zd2>.D }, <ZAn><HV>.D[<Ws>, <offs1>:<offs2>]
```

Decode for this encoding

```
if !IsFeatureImplemented(FEAT_SME2p1) then EndOfDecode(Decode_UNDEF);
constant integer s = UInt('011':Rs);
constant integer nreg = 2;
constant integer esize = 64;
constant integer d = UInt(Zd:'0');
constant integer n = UInt(ZAn);
constant integer offset = 0;
constant boolean vertical = V == '1';
```

Assembler Symbols

- <Zd1>

Is the name of the first scalable vector register of the destination multi-vector group, encoded as "Zd" times 2.
- <Zd2>

Is the name of the second scalable vector register of the destination multi-vector group, encoded as "Zd" times 2 plus 1.
- <HV>

Is the horizontal or vertical slice indicator, encoded in “V”:

V	<HV>
0	H
1	V
- <Ws>

Is the 32-bit name of the slice index register W12-W15, encoded in the "Rs" field.
- <offs1>

For the "8-bit" variant: is the first slice index offset, encoded as "off3" field times 2.
For the "16-bit" variant: is the first slice index offset, encoded as "off2" field times 2.
For the "32-bit" variant: is the first slice index offset, encoded as "o1" field times 2.
For the "64-bit" variant: is the first slice index offset, with implicit value 0.

<offs2> For the "8-bit" variant: is the second slice index offset, encoded as "off3" field times 2 plus 1.
 For the "16-bit" variant: is the second slice index offset, encoded as "off2" field times 2 plus 1.
 For the "32-bit" variant: is the second slice index offset, encoded as "o1" field times 2 plus 1.
 For the "64-bit" variant: is the second slice index offset, with implicit value 1.

<ZAn> For the "16-bit" variant: is the name of the ZA tile ZA0-ZA1 to be accessed, encoded in the "ZAn" field.
 For the "32-bit" variant: is the name of the ZA tile ZA0-ZA3 to be accessed, encoded in the "ZAn" field.
 For the "64-bit" variant: is the name of the ZA tile ZA0-ZA7 to be accessed, encoded in the "ZAn" field.

Operation

```

CheckStreamingSVEAndZAEEnabled();
constant integer VL = CurrentVL;
if nreg == 4 && esize == 64 && VL < 256 then EndOfDecode(Decode_UNDEF);
constant integer slices = VL DIV esize;
constant bits(32) index = X[s, 32];
constant integer slice = ((UInt(index) - (UInt(index) MOD nreg)) + offset) MOD slices;

for r = 0 to nreg-1
  constant bits(VL) result = ZAslice[n, esize, vertical, slice + r, VL];
  ZAslice[n, esize, vertical, slice + r, VL] = Zeros(VL);
  Z[d + r, VL] = result;

```

Operational information

If PSTATE.DIT is 1:

- The execution time of this instruction is independent of:
 - The values of the data supplied in any of its registers.
 - The values of the NZCV flags.
- The response of this instruction to asynchronous exceptions does not vary based on:
 - The values of the data supplied in any of its registers.
 - The values of the NZCV flags.

Internal version only: aarchmrs v2025-03_rel, pseudocode v2025-03_rel ; Build timestamp: 2025-03-21T17:41

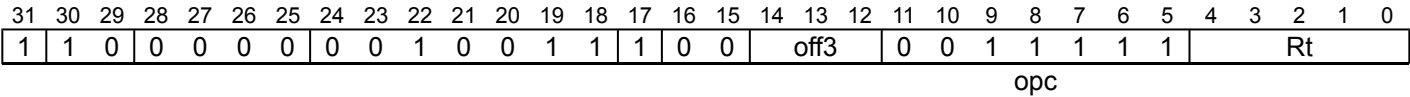
Copyright © 2010-2025 Arm Limited or its affiliates. All rights reserved. This document is Non-Confidential.

MOVT (scalar to table)

Move 8 bytes from general-purpose register to ZT0

This instruction moves 8 bytes to the ZT0 register at the byte offset specified by the immediate index from a general-purpose register. This instruction is UNDEFINED in Non-debug state.

SME2
(FEAT_SME2)



Encoding

```
MOVT ZT0[<offs>], <Xt>
```

Decode for this encoding

```
if !IsFeatureImplemented(FEAT_SME2) || !Halted() then EndOfDecode(Decode_UNDEF);
constant integer t = UInt(Rt);
constant integer offset = UInt(off3);
```

Assembler Symbols

- <offs> Is the immediate byte offset, a multiple of 8 in the range of 0 to 56, encoded in the "off3" field as <offs>/8.
- <Xt> Is the 64-bit name of the general-purpose register to be transferred, encoded in the "Rt" field.

Operation

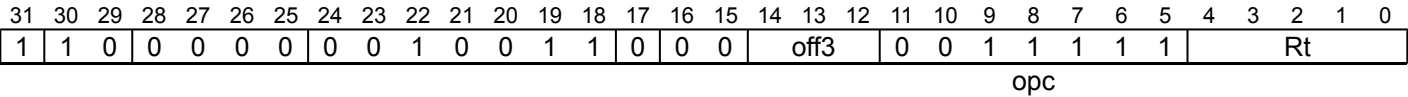
```
CheckSMEEnabled();
CheckSMEZT0Enabled();
bits(512) result = ZT0[512];
Elem[result, offset, 64] = X[t, 64];
ZT0[512] = result;
```


MOVT (table to scalar)

Move 8 bytes from ZT0 to general-purpose register

This instruction moves 8 bytes to a general-purpose register from the ZT0 register at the byte offset specified by the immediate index. This instruction is UNDEFINED in Non-debug state.

SME2
(FEAT_SME2)



Encoding

```
MOVT <Xt>, ZT0[<offs>]
```

Decode for this encoding

```
if !IsFeatureImplemented(FEAT_SME2) || !Halted() then EndOfDecode(Decode_UNDEF);
constant integer t = UInt(Rt);
constant integer offset = UInt(off3);
```

Assembler Symbols

- <Xt> Is the 64-bit name of the general-purpose register to be transferred, encoded in the "Rt" field.
- <offs> Is the immediate byte offset, a multiple of 8 in the range of 0 to 56, encoded in the "off3" field as <offs>/8.

Operation

```
CheckSMEEnabled();
CheckSMEZT0Enabled();
constant bits(512) operand = ZT0[512];
X[t, 64] = Elem[operand, offset, 64];
```

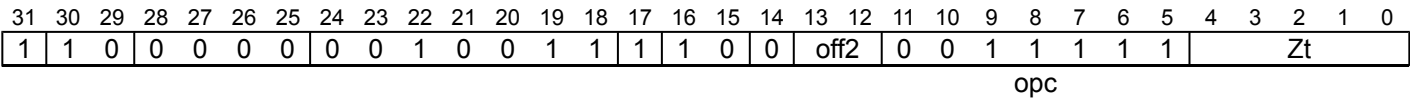
MOVt (vector to table)

Move vector register to ZT0

This instruction copies the source vector register to ZT0 at the vector length offset specified by the immediate index. When the index is zero, the instruction writes zeroes to the most significant (512-VL) bits of the ZT0 register. When the index is not zero, the unindexed portions of ZT0 remain unchanged.

This instruction is unpredicated.

SME2
(FEAT_SME_LUTv2)



Encoding

```
MOVt ZT0{[<offs>, MUL VL]}, <Zt>
```

Decode for this encoding

```
if !IsFeatureImplemented(FEAT_SME_LUTv2) then EndOfDecode(Decode_UNDEF);
constant integer t = UInt(Zt);
constant integer imm = UInt(off2);
```

Assembler Symbols

- <offs> Is the vector length offset, in the range 0 to 3, defaulting to 0 when omitted, encoded in the "off2" field.
- <Zt> Is the name of the scalable vector register to be transferred, encoded in the "Zt" field.

Operation

```
CheckStreamingSVEEnabled();
CheckSMEZT0Enabled();
constant integer VL = CurrentVL;
constant integer tsize = if VL <= 512 then VL else 512;
constant integer offset = imm MOD (512 DIV tsize);
bits(512) result = if imm == 0 then Zeros(512) else ZT0[512];

Elem[result, offset, tsize] = Z[t, VL]<tsize-1:0>;
ZT0[512] = result;
```

Operational information

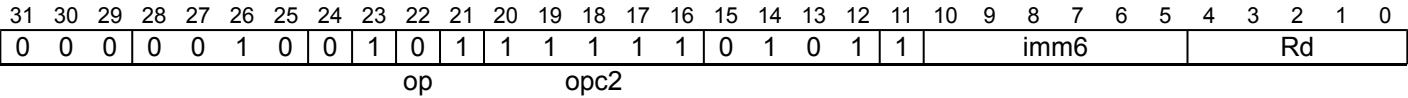
- If PSTATE.DIT is 1:
- The execution time of this instruction is independent of:
 - The values of the data supplied in any of its registers.
 - The values of the NZCV flags.
 - The response of this instruction to asynchronous exceptions does not vary based on:
 - The values of the data supplied in any of its registers.
 - The values of the NZCV flags.

RDSVL

Read multiple of Streaming SVE vector register size to scalar register

This instruction multiplies the Streaming SVE vector register size in bytes by an immediate in the range -32 to 31 and places the result in the 64-bit destination general-purpose register.
This instruction does not require the PE to be in Streaming SVE mode.

SME (FEAT_SME)



Encoding

RDSVL <Xd>, #<imm>

Decode for this encoding

```
if !IsFeatureImplemented(FEAT_SME) then EndOfDecode(Decode_UNDEF);
constant integer d = UInt(Rd);
constant integer imm = SInt(imm6);
```

Assembler Symbols

- <Xd> Is the 64-bit name of the destination general-purpose register, encoded in the "Rd" field.
- <imm> Is the signed immediate operand, in the range -32 to 31, encoded in the "imm6" field.

Operation

```
CheckSMEEnabled();
constant integer SVL = CurrentSVL;
constant integer len = imm * (SVL DIV 8);
X[d, 64] = len<63:0>;
```

Operational information

- If PSTATE.DIT is 1:
- The execution time of this instruction is independent of:
 - The values of the data supplied in any of its registers.
 - The values of the NZCV flags.
 - The response of this instruction to asynchronous exceptions does not vary based on:
 - The values of the data supplied in any of its registers.
 - The values of the NZCV flags.

SCLAMP

Multi-vector signed clamp to minimum/maximum vector

This instruction clamps each signed element in the two or four destination vectors to between the signed minimum value in the corresponding element of the first source vector and the signed maximum value in the corresponding element of the second source vector and destructively places the clamped results in the corresponding elements of the two or four destination vectors.

This instruction is unpredicated.

It has encodings from 2 classes: [Two registers](#) and [Four registers](#)

Two registers
(FEAT_SME2)

31	30	29	28	27	26	25	24	23	22	21	20	19	18	17	16	15	14	13	12	11	10	9	8	7	6	5	4	3	2	1	0
1	1	0	0	0	0	0	1	size	1	Zm						1	1	0	0	0	1	Zn				Zd			0		
																															U

Encoding

SCLAMP { <Zd1>.<T>-<Zd2>.<T> }, <Zn>.<T>, <Zm>.<T>

Decode for this encoding

```
if !IsFeatureImplemented(FEAT_SME2) then EndOfDecode(Decode_UNDEF);
constant integer esize = 8 << UInt(size);
constant integer n = UInt(Zn);
constant integer m = UInt(Zm);
constant integer d = UInt(Zd:'0');
constant integer nreg = 2;
```

Four registers
(FEAT_SME2)

31	30	29	28	27	26	25	24	23	22	21	20	19	18	17	16	15	14	13	12	11	10	9	8	7	6	5	4	3	2	1	0
1	1	0	0	0	0	0	1	size	1	Zm						1	1	0	0	1	1	Zn				Zd			0	0	
																															U

Encoding

SCLAMP { <Zd1>.<T>-<Zd4>.<T> }, <Zn>.<T>, <Zm>.<T>

Decode for this encoding

```
if !IsFeatureImplemented(FEAT_SME2) then EndOfDecode(Decode_UNDEF);
constant integer esize = 8 << UInt(size);
constant integer n = UInt(Zn);
constant integer m = UInt(Zm);
constant integer d = UInt(Zd:'00');
constant integer nreg = 4;
```

Assembler Symbols

- <Zd1>
- For the "Two registers" variant: is the name of the first scalable vector register of the destination multi-vector group, encoded as "Zd" times 2.
- For the "Four registers" variant: is the name of the first scalable vector register of the destination multi-vector group, encoded as "Zd" times 4.
- <T>
- Is the size specifier, encoded in “size”:

size	<T>
00	B
01	H
10	S
11	D

- <Zd2> Is the name of the second scalable vector register of the destination multi-vector group, encoded as "Zd" times 2 plus 1.
- <Zn> Is the name of the first source scalable vector register, encoded in the "Zn" field.
- <Zm> Is the name of the second source scalable vector register, encoded in the "Zm" field.
- <Zd4> Is the name of the fourth scalable vector register of the destination multi-vector group, encoded as "Zd" times 4 plus 3.

Operation

```

CheckStreamingSVEEnabled();
constant integer VL = CurrentVL;
constant integer elements = VL DIV esize;
array [0..3] of bits(VL) results;

for r = 0 to nreg-1
    constant bits(VL) operand1 = Z[n, VL];
    constant bits(VL) operand2 = Z[m, VL];
    constant bits(VL) operand3 = Z[d+r, VL];
    for e = 0 to elements-1
        constant integer element1 = SInt(Elem[operand1, e, esize]);
        constant integer element2 = SInt(Elem[operand2, e, esize]);
        constant integer element3 = SInt(Elem[operand3, e, esize]);
        constant integer res = Min(Max(element1, element3), element2);
        Elem[results[r], e, esize] = res<esize-1:0>;

for r = 0 to nreg-1
    Z[d+r, VL] = results[r];

```

Operational information

If PSTATE.DIT is 1:

- The execution time of this instruction is independent of:
 - The values of the data supplied in any of its registers.
 - The values of the NZCV flags.
- The response of this instruction to asynchronous exceptions does not vary based on:
 - The values of the data supplied in any of its registers.
 - The values of the NZCV flags.

Internal version only: aarchmrs v2025-03_rel, pseudocode v2025-03_rel ; Build timestamp: 2025-03-21T17:41

Copyright © 2010-2025 Arm Limited or its affiliates. All rights reserved. This document is Non-Confidential.

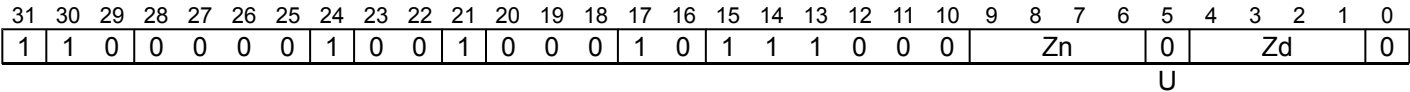
SCVTF

Multi-vector signed integer convert to floating-point

This instruction converts each element of the two or four source vectors from signed 32-bit integer to single-precision floating-point, and places the results in the corresponding elements of the two or four destination vectors.
This instruction follows SME2 floating-point numerical behaviors corresponding to instructions that place their results in one or more SVE Z vectors.
This instruction is unpredicated.

It has encodings from 2 classes: [Two registers](#) and [Four registers](#)

Two registers (FEAT_SME2)



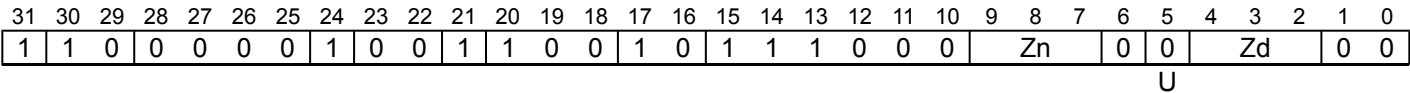
Encoding

SCVTF { <Zd1>.S-<Zd2>.S }, { <Zn1>.S-<Zn2>.S }

Decode for this encoding

```
if !IsFeatureImplemented(FEAT_SME2) then EndOfDecode(Decode_UNDEF);
constant integer n = UInt(Zn:'0');
constant integer d = UInt(Zd:'0');
constant integer nreg = 2;
constant boolean unsigned = FALSE;
constant FPRounding rounding = FPRoundingMode(FPCR);
```

Four registers (FEAT_SME2)



Encoding

SCVTF { <Zd1>.S-<Zd4>.S }, { <Zn1>.S-<Zn4>.S }

Decode for this encoding

```
if !IsFeatureImplemented(FEAT_SME2) then EndOfDecode(Decode_UNDEF);
constant integer n = UInt(Zn:'00');
constant integer d = UInt(Zd:'00');
constant integer nreg = 4;
constant boolean unsigned = FALSE;
constant FPRounding rounding = FPRoundingMode(FPCR);
```

Assembler Symbols

- <Zd1>
- For the "Two registers" variant: is the name of the first scalable vector register of the destination multi-vector group, encoded as "Zd" times 2.

For the "Four registers" variant: is the name of the first scalable vector register of the destination multi-vector group, encoded as "Zd" times 4.
- <Zd2>
- Is the name of the second scalable vector register of the destination multi-vector group, encoded as "Zd" times 2 plus 1.

- <Zn1> For the "Two registers" variant: is the name of the first scalable vector register of the source multi-vector group, encoded as "Zn" times 2.
- For the "Four registers" variant: is the name of the first scalable vector register of the source multi-vector group, encoded as "Zn" times 4.
- <Zn2> Is the name of the second scalable vector register of the source multi-vector group, encoded as "Zn" times 2 plus 1.
- <Zd4> Is the name of the fourth scalable vector register of the destination multi-vector group, encoded as "Zd" times 4 plus 3.
- <Zn4> Is the name of the fourth scalable vector register of the source multi-vector group, encoded as "Zn" times 4 plus 3.

Operation

```

CheckStreamingSVEEnabled();
constant integer VL = CurrentVL;
constant integer elements = VL DIV 32;
array [0..3] of bits(VL) results;

for r = 0 to nreg-1
    constant bits(VL) operand = Z[n+r, VL];
    for e = 0 to elements-1
        constant bits(32) element = Elem[operand, e, 32];
        Elem[results[r], e, 32] = FixedToFP(element, 0, unsigned, FPCR, rounding, 32);

for r = 0 to nreg-1
    Z[d+r, VL] = results[r];

```

Internal version only: aarchmrs v2025-03_rel, pseudocode v2025-03_rel ; Build timestamp: 2025-03-21T17:41

Copyright © 2010-2025 Arm Limited or its affiliates. All rights reserved. This document is Non-Confidential.

SDOT (2-way, multiple and indexed vector)

Multi-vector signed integer dot-product by indexed element

This instruction computes the dot product of two signed 16-bit integer values held in each 32-bit element of the two or four first source vectors and two signed 16-bit integer values in the corresponding indexed 32-bit element of the second source vector. The widened dot product result is destructively added to the corresponding 32-bit element of the ZA single-vector groups.

The groups within the second source vector are specified using an immediate element index which selects the same group position within each 128-bit vector segment. The index range is from 0 to 3.

The single-vector group within each half of or each quarter of the ZA array is selected by the sum of the vector select register and offset, modulo half or quarter the number of ZA array vectors.

The vector group symbol, VGx2 or VGx4, indicates that the ZA operand consists of two or four ZA single-vector groups respectively. The vector group symbol is preferred for disassembly, but optional in assembler source code.

This instruction is unpredicated.

It has encodings from 2 classes: [Two ZA single-vectors](#) and [Four ZA single-vectors](#)

Two ZA single-vectors

(FEAT_SME2)

31	30	29	28	27	26	25	24	23	22	21	20	19	18	17	16	15	14	13	12	11	10	9	8	7	6	5	4	3	2	1	0
1	1	0	0	0	0	0	1	0	1	0	1	Zm				0	Rv		1	i2	Zn				0	0	0	off3			
op																U															

Encoding

SDOT ZA.S[<Wv>, <offs>{, VGx2}], { <Zn1>.H-<Zn2>.H }, <Zm>.H[<index>]

Decode for this encoding

```
if !IsFeatureImplemented(FEAT_SME2) then EndOfDecode(Decode_UNDEF);
constant integer v = UInt('010':Rv);
constant integer esize = 32;
constant integer n = UInt(Zn:'0');
constant integer m = UInt('0':Zm);
constant integer offset = UInt(off3);
constant integer index = UInt(i2);
constant integer nreg = 2;
```

Four ZA single-vectors

(FEAT_SME2)

31	30	29	28	27	26	25	24	23	22	21	20	19	18	17	16	15	14	13	12	11	10	9	8	7	6	5	4	3	2	1	0		
1	1	0	0	0	0	0	1	0	1	0	1	Zm				1	Rv		1	i2	Zn				0	0	0	0	off3				
																op								U									

Encoding

SDOT ZA.S[<Wv>, <offs>{, VGx4}], { <Zn1>.H-<Zn4>.H }, <Zm>.H[<index>]

Decode for this encoding

```
if !IsFeatureImplemented(FEAT_SME2) then EndOfDecode(Decode_UNDEF);
constant integer v = UInt('010':Rv);
constant integer esize = 32;
constant integer n = UInt(Zn:'00');
constant integer m = UInt('0':Zm);
constant integer offset = UInt(off3);
constant integer index = UInt(i2);
constant integer nreg = 4;
```


Assembler Symbols

<Wv>	Is the 32-bit name of the vector select register W8-W11, encoded in the "Rv" field.
<offs>	Is the vector select offset, in the range 0 to 7, encoded in the "off3" field.
<Zn1>	For the "Two ZA single-vectors" variant: is the name of the first scalable vector register of the first source multi-vector group, encoded as "Zn" times 2. For the "Four ZA single-vectors" variant: is the name of the first scalable vector register of the first source multi-vector group, encoded as "Zn" times 4.
<Zn2>	Is the name of the second scalable vector register of the first source multi-vector group, encoded as "Zn" times 2 plus 1.
<Zm>	Is the name of the second source scalable vector register Z0-Z15, encoded in the "Zm" field.
<index>	Is the immediate index of a group of two 16-bit elements within each 128-bit vector segment, in the range 0 to 3, encoded in the "i2" field.
<Zn4>	Is the name of the fourth scalable vector register of the first source multi-vector group, encoded as "Zn" times 4 plus 3.

Operation

```
CheckStreamingSVEAndZAAEnabled();
constant integer VL = CurrentVL;
constant integer elements = VL DIV esize;
constant integer vectors = VL DIV 8;
constant integer vstride = vectors DIV nreg;
constant integer eltsegment = 128 DIV esize;
constant bits(32) vbase = X[v, 32];
integer vec = (UInt(vbase) + offset) MOD vstride;
bits(VL) result;

for r = 0 to nreg-1
    constant bits(VL) operand1 = Z[n+r, VL];
    constant bits(VL) operand2 = Z[m, VL];
    constant bits(VL) operand3 = ZAvector[vec, VL];
    for e = 0 to elements-1
        bits(esize) sum = Elem[operand3, e, esize];
        constant integer segmentbase = e - (e MOD eltsegment);
        constant integer s = segmentbase + index;
        for i = 0 to 1
            constant integer element1 = SInt(Elem[operand1, 2 * e + i, esize DIV 2]);
            constant integer element2 = SInt(Elem[operand2, 2 * s + i, esize DIV 2]);
            sum = sum + element1 * element2;
        Elem[result, e, esize] = sum;
    ZAvector[vec, VL] = result;
    vec = vec + vstride;
```

Operational information

If PSTATE.DIT is 1:

- The execution time of this instruction is independent of:
 - The values of the data supplied in any of its registers.
 - The values of the NZCV flags.
- The response of this instruction to asynchronous exceptions does not vary based on:
 - The values of the data supplied in any of its registers.
 - The values of the NZCV flags.

Internal version only: aarchmrs v2025-03_rel, pseudocode v2025-03_rel ; Build timestamp: 2025-03-21T17:41

Copyright © 2010-2025 Arm Limited or its affiliates. All rights reserved. This document is Non-Confidential.

SDOT (2-way, multiple and single vector)

Multi-vector signed integer dot-product by vector

This instruction computes the dot product of two signed 16-bit integer values held in each 32-bit element of the two or four first source vectors and two signed 16-bit integer values in the corresponding 32-bit element of the second source vector. The widened dot product result is destructively added to the corresponding 32-bit element of the ZA single-vector groups.

The single-vector group within each half of or each quarter of the ZA array is selected by the sum of the vector select register and offset, modulo half or quarter the number of ZA array vectors.

The vector group symbol, VGx2 or VGx4, indicates that the ZA operand consists of two or four ZA single-vector groups respectively. The vector group symbol is preferred for disassembly, but optional in assembler source code.

This instruction is unpredicated.

It has encodings from 2 classes: [Two ZA single-vectors](#) and [Four ZA single-vectors](#)

Two ZA single-vectors

(FEAT_SME2)

31	30	29	28	27	26	25	24	23	22	21	20	19	18	17	16	15	14	13	12	11	10	9	8	7	6	5	4	3	2	1	0
1	1	0	0	0	0	0	1	0	1	1	0	Zm			0	Rv		1	0	1	Zn			0	1	off3					
																												U			

Encoding

SDOT ZA.S[<Wv>, <offs>{, VGx2}], { <Zn1>.H-<Zn2>.H }, <Zm>.H

Decode for this encoding

```
if !IsFeatureImplemented(FEAT_SME2) then EndOfDecode(Decode_UNDEF);
constant integer v = UInt('010':Rv);
constant integer esize = 32;
constant integer n = UInt(Zn);
constant integer m = UInt('0':Zm);
constant integer offset = UInt(off3);
constant integer nreg = 2;
```

Four ZA single-vectors

(FEAT_SME2)

31	30	29	28	27	26	25	24	23	22	21	20	19	18	17	16	15	14	13	12	11	10	9	8	7	6	5	4	3	2	1	0
1	1	0	0	0	0	0	1	0	1	1	1	Zm			0	Rv		1	0	1	Zn			0	1	off3					
																												U			

Encoding

SDOT ZA.S[<Wv>, <offs>{, VGx4}], { <Zn1>.H-<Zn4>.H }, <Zm>.H

Decode for this encoding

```
if !IsFeatureImplemented(FEAT_SME2) then EndOfDecode(Decode_UNDEF);
constant integer v = UInt('010':Rv);
constant integer esize = 32;
constant integer n = UInt(Zn);
constant integer m = UInt('0':Zm);
constant integer offset = UInt(off3);
constant integer nreg = 4;
```

Assembler Symbols

<Wv> Is the 32-bit name of the vector select register W8-W11, encoded in the "Rv" field.

<offs>	Is the vector select offset, in the range 0 to 7, encoded in the "off3" field.
<Zn1>	Is the name of the first scalable vector register of the first source multi-vector group, encoded as "Zn".
<Zn2>	Is the name of the second scalable vector register of the first source multi-vector group, encoded as "Zn" plus 1 modulo 32.
<Zm>	Is the name of the second source scalable vector register Z0-Z15, encoded in the "Zm" field.
<Zn4>	Is the name of the fourth scalable vector register of the first source multi-vector group, encoded as "Zn" plus 3 modulo 32.

Operation

```

CheckStreamingSVEAndZAEEnabled();
constant integer VL = CurrentVL;
constant integer elements = VL DIV esize;
constant integer vectors = VL DIV 8;
constant integer vstride = vectors DIV nreg;
constant bits(32) vbase = X[v, 32];
integer vec = (UInt(vbase) + offset) MOD vstride;
bits(VL) result;

for r = 0 to nreg-1
    constant bits(VL) operand1 = Z[(n+r) MOD 32, VL];
    constant bits(VL) operand2 = Z[m, VL];
    constant bits(VL) operand3 = ZAvector[vec, VL];
    for e = 0 to elements-1
        bits(esize) sum = Elem[operand3, e, esize];
        for i = 0 to 1
            constant integer element1 = SInt(Elem[operand1, 2 * e + i, esize DIV 2]);
            constant integer element2 = SInt(Elem[operand2, 2 * e + i, esize DIV 2]);
            sum = sum + element1 * element2;
        Elem[result, e, esize] = sum;
    ZAvector[vec, VL] = result;
    vec = vec + vstride;

```

Operational information

If PSTATE.DIT is 1:

- The execution time of this instruction is independent of:
 - The values of the data supplied in any of its registers.
 - The values of the NZCV flags.
- The response of this instruction to asynchronous exceptions does not vary based on:
 - The values of the data supplied in any of its registers.
 - The values of the NZCV flags.

Internal version only: aarchmrs v2025-03_rel, pseudocode v2025-03_rel ; Build timestamp: 2025-03-21T17:41

Copyright © 2010-2025 Arm Limited or its affiliates. All rights reserved. This document is Non-Confidential.

SDOT (2-way, multiple vectors)

Multi-vector signed integer dot-product

This instruction computes the dot product of two signed 16-bit integer values held in each 32-bit element of the two or four first source vectors and two signed 16-bit integer values in the corresponding 32-bit element of the two or four second source vectors. The widened dot product result is destructively added to the corresponding 32-bit element of the ZA single-vector groups.

The single-vector group within each half of or each quarter of the ZA array is selected by the sum of the vector select register and offset, modulo half or quarter the number of ZA array vectors.

The vector group symbol, VGx2 or VGx4, indicates that the ZA operand consists of two or four ZA single-vector groups respectively. The vector group symbol is preferred for disassembly, but optional in assembler source code.

This instruction is unpredicated.

It has encodings from 2 classes: [Two ZA single-vectors](#) and [Four ZA single-vectors](#)

Two ZA single-vectors

(FEAT_SME2)

31	30	29	28	27	26	25	24	23	22	21	20	19	18	17	16	15	14	13	12	11	10	9	8	7	6	5	4	3	2	1	0
1	1	0	0	0	0	0	1	1	1	1	Zm				0	0	Rv		1	0	1	Zn				0	0	1	off3		
U																															

Encoding

SDOT ZA.S[<Wv>, <offs>{, VGx2}], { <Zn1>.H-<Zn2>.H }, { <Zm1>.H-<Zm2>.H }

Decode for this encoding

```
if !IsFeatureImplemented(FEAT_SME2) then EndOfDecode(Decode_UNDEF);
constant integer v = UInt('010':Rv);
constant integer esize = 32;
constant integer n = UInt(Zn:'0');
constant integer m = UInt(Zm:'0');
constant integer offset = UInt(off3);
constant integer nreg = 2;
```

Four ZA single-vectors

(FEAT_SME2)

31	30	29	28	27	26	25	24	23	22	21	20	19	18	17	16	15	14	13	12	11	10	9	8	7	6	5	4	3	2	1	0	
1	1	0	0	0	0	0	1	1	1	1	Zm				0	1	0	Rv		1	0	1	Zn				0	0	0	1	off3	
																												U				

Encoding

SDOT ZA.S[<Wv>, <offs>{, VGx4}], { <Zn1>.H-<Zn4>.H }, { <Zm1>.H-<Zm4>.H }

Decode for this encoding

```
if !IsFeatureImplemented(FEAT_SME2) then EndOfDecode(Decode_UNDEF);
constant integer v = UInt('010':Rv);
constant integer esize = 32;
constant integer n = UInt(Zn:'00');
constant integer m = UInt(Zm:'00');
constant integer offset = UInt(off3);
constant integer nreg = 4;
```

Assembler Symbols

<Wv> Is the 32-bit name of the vector select register W8-W11, encoded in the "Rv" field.

<offs>	Is the vector select offset, in the range 0 to 7, encoded in the "off3" field.
<Zn1>	For the "Two ZA single-vectors" variant: is the name of the first scalable vector register of the first source multi-vector group, encoded as "Zn" times 2. For the "Four ZA single-vectors" variant: is the name of the first scalable vector register of the first source multi-vector group, encoded as "Zn" times 4.
<Zn2>	Is the name of the second scalable vector register of the first source multi-vector group, encoded as "Zn" times 2 plus 1.
<Zm1>	For the "Two ZA single-vectors" variant: is the name of the first scalable vector register of the second source multi-vector group, encoded as "Zm" times 2. For the "Four ZA single-vectors" variant: is the name of the first scalable vector register of the second source multi-vector group, encoded as "Zm" times 4.
<Zm2>	Is the name of the second scalable vector register of the second source multi-vector group, encoded as "Zm" times 2 plus 1.
<Zn4>	Is the name of the fourth scalable vector register of the first source multi-vector group, encoded as "Zn" times 4 plus 3.
<Zm4>	Is the name of the fourth scalable vector register of the second source multi-vector group, encoded as "Zm" times 4 plus 3.

Operation

```

CheckStreamingSVEAndZAAEnabled();
constant integer VL = CurrentVL;
constant integer elements = VL DIV esize;
constant integer vectors = VL DIV 8;
constant integer vstride = vectors DIV nreg;
constant bits(32) vbase = X[v, 32];
integer vec = (UInt(vbase) + offset) MOD vstride;
bits(VL) result;

for r = 0 to nreg-1
    constant bits(VL) operand1 = Z[n+r, VL];
    constant bits(VL) operand2 = Z[m+r, VL];
    constant bits(VL) operand3 = ZAvector[vec, VL];
    for e = 0 to elements-1
        bits(esize) sum = Elem[operand3, e, esize];
        for i = 0 to 1
            constant integer element1 = SInt(Elem[operand1, 2 * e + i, esize DIV 2]);
            constant integer element2 = SInt(Elem[operand2, 2 * e + i, esize DIV 2]);
            sum = sum + element1 * element2;
        Elem[result, e, esize] = sum;
    ZAvector[vec, VL] = result;
    vec = vec + vstride;

```

Operational information

If PSTATE.DIT is 1:

- The execution time of this instruction is independent of:
 - The values of the data supplied in any of its registers.
 - The values of the NZCV flags.
- The response of this instruction to asynchronous exceptions does not vary based on:
 - The values of the data supplied in any of its registers.
 - The values of the NZCV flags.

Internal version only: aarchmrs v2025-03_rel, pseudocode v2025-03_rel ; Build timestamp: 2025-03-21T17:41

Copyright © 2010-2025 Arm Limited or its affiliates. All rights reserved. This document is Non-Confidential.

SDOT (4-way, multiple and indexed vector)

Multi-vector signed integer dot-product by indexed element

This instruction computes the dot product of four signed 8-bit or 16-bit integer values held in each 32-bit or 64-bit element of the two or four first source vectors and four signed 8-bit or 16-bit integer values in the corresponding indexed 32-bit or 64-bit element of the second source vector. The widened dot product result is destructively added to the corresponding 32-bit or 64-bit element of the ZA single-vector groups.

The groups within the second source vector are specified using an immediate element index which selects the same group position within each 128-bit vector segment. The index range is from 0 to one less than the number of groups per 128-bit segment.

The single-vector group within each half of or each quarter of the ZA array is selected by the sum of the vector select register and offset, modulo half or quarter the number of ZA array vectors.

The vector group symbol, VGx2 or VGx4, indicates that the ZA operand consists of two or four ZA single-vector groups respectively. The vector group symbol is preferred for disassembly, but optional in assembler source code.

This instruction is unpredicated.

ID_AA64SMFR0_EL1.I16I64 indicates whether the 16-bit integer variant is implemented.

It has encodings from 4 classes: [Two ZA single-vectors of 32-bit elements](#) , [Two ZA single-vectors of 64-bit elements](#) , [Four ZA single-vectors of 32-bit elements](#) and [Four ZA single-vectors of 64-bit elements](#)

Two ZA single-vectors of 32-bit elements
(FEAT_SME2)

31	30	29	28	27	26	25	24	23	22	21	20	19	18	17	16	15	14	13	12	11	10	9	8	7	6	5	4	3	2	1	0
1	1	0	0	0	0	0	1	0	1	0	1	Zm				0	Rv	1	i2	Zn				1	0	0	off3				
																		op										U			

Encoding

SDOT ZA.S[<Wv>, <offs>{, VGx2}], { <Zn1>.B-<Zn2>.B }, <Zm>.B[<index>]

Decode for this encoding

```
if !IsFeatureImplemented(FEAT_SME2) then EndOfDecode(Decode_UNDEF);
constant integer v = UInt('010':Rv);
constant integer esize = 32;
constant integer n = UInt(Zn:'0');
constant integer m = UInt('0':Zm);
constant integer offset = UInt(off3);
constant integer index = UInt(i2);
constant integer nreg = 2;
```

Two ZA single-vectors of 64-bit elements
(FEAT_SME2 && FEAT_SME_I16I64)

31	30	29	28	27	26	25	24	23	22	21	20	19	18	17	16	15	14	13	12	11	10	9	8	7	6	5	4	3	2	1	0
1	1	0	0	0	0	0	1	1	1	0	1	Zm				0	Rv	0	0	i1	Zn				0	0	1	off3			
U																															

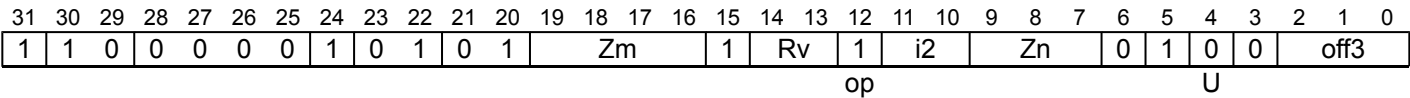
Encoding

SDOT ZA.D[<Wv>, <offs>{, VGx2}], { <Zn1>.H-<Zn2>.H }, <Zm>.H[<index>]

Decode for this encoding

```
if !(IsFeatureImplemented(FEAT_SME2) && IsFeatureImplemented(FEAT_SME_I16I64)) then
    EndOfDecode(Decode_UNDEF);
constant integer v = UInt('010':Rv);
constant integer esize = 64;
constant integer n = UInt(Zn:'0');
constant integer m = UInt('0':Zm);
constant integer offset = UInt(off3);
constant integer index = UInt(i1);
constant integer nreg = 2;
```

Four ZA single-vectors of 32-bit elements
(FEAT_SME2)



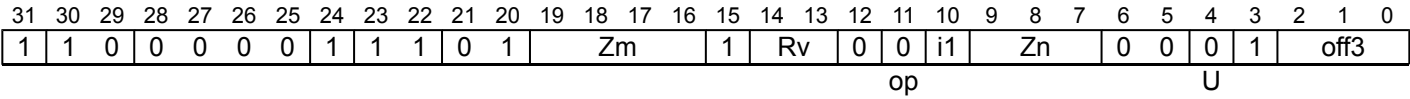
Encoding

SDOT ZA.S[<Wv>, <offs>{, VGx4}], { <Zn1>.B-<Zn4>.B }, <Zm>.B[<index>]

Decode for this encoding

```
if !IsFeatureImplemented(FEAT_SME2) then EndOfDecode(Decode_UNDEF);
constant integer v = UInt('010':Rv);
constant integer esize = 32;
constant integer n = UInt(Zn:'00');
constant integer m = UInt('0':Zm);
constant integer offset = UInt(off3);
constant integer index = UInt(i2);
constant integer nreg = 4;
```

Four ZA single-vectors of 64-bit elements
(FEAT_SME2 && FEAT_SME_I16I64)



Encoding

SDOT ZA.D[<Wv>, <offs>{, VGx4}], { <Zn1>.H-<Zn4>.H }, <Zm>.H[<index>]

Decode for this encoding

```
if !(IsFeatureImplemented(FEAT_SME2) && IsFeatureImplemented(FEAT_SME_I16I64)) then
    EndOfDecode(Decode_UNDEF);
constant integer v = UInt('010':Rv);
constant integer esize = 64;
constant integer n = UInt(Zn:'00');
constant integer m = UInt('0':Zm);
constant integer offset = UInt(off3);
constant integer index = UInt(i1);
constant integer nreg = 4;
```

Assembler Symbols

<Wv>	Is the 32-bit name of the vector select register W8-W11, encoded in the "Rv" field.
<offs>	Is the vector select offset, in the range 0 to 7, encoded in the "off3" field.
<Zn1>	For the "Two ZA single-vectors of 32-bit elements" and "Two ZA single-vectors of 64-bit elements" variants: is the name of the first scalable vector register of the first source multi-vector group, encoded as "Zn" times 2. For the "Four ZA single-vectors of 32-bit elements" and "Four ZA single-vectors of 64-bit elements" variants: is the name of the first scalable vector register of the first source multi-vector group, encoded as "Zn" times 4.
<Zn2>	Is the name of the second scalable vector register of the first source multi-vector group, encoded as "Zn" times 2 plus 1.
<Zm>	Is the name of the second source scalable vector register Z0-Z15, encoded in the "Zm" field.
<index>	For the "Four ZA single-vectors of 32-bit elements" and "Two ZA single-vectors of 32-bit elements" variants: is the immediate index of a 32-bit group of four 8-bit values within each 128-bit vector segment, in the range 0 to 3, encoded in the "i2" field. For the "Four ZA single-vectors of 64-bit elements" and "Two ZA single-vectors of 64-bit elements" variants: is the immediate index of a 64-bit group of four 16-bit values within each 128-bit vector segment, in the range 0 to 1, encoded in the "i1" field.
<Zn4>	Is the name of the fourth scalable vector register of the first source multi-vector group, encoded as "Zn" times 4 plus 3.

Operation

```
CheckStreamingSVEAndZAAEnabled();
constant integer VL = CurrentVL;
constant integer elements = VL DIV esize;
constant integer vectors = VL DIV 8;
constant integer vstride = vectors DIV nreg;
constant integer eltspersegment = 128 DIV esize;
constant bits(32) vbase = X[v, 32];
integer vec = (UInt(vbase) + offset) MOD vstride;
bits(VL) result;

for r = 0 to nreg-1
    constant bits(VL) operand1 = Z[n+r, VL];
    constant bits(VL) operand2 = Z[m, VL];
    constant bits(VL) operand3 = ZAvector[vec, VL];
    for e = 0 to elements-1
        bits(esize) sum = Elem[operand3, e, esize];
        constant integer segmentbase = e - (e MOD eltspersegment);
        constant integer s = segmentbase + index;
        for i = 0 to 3
            constant integer element1 = SInt(Elem[operand1, 4 * e + i, esize DIV 4]);
            constant integer element2 = SInt(Elem[operand2, 4 * s + i, esize DIV 4]);
            sum = sum + element1 * element2;
        Elem[result, e, esize] = sum;
    ZAvector[vec, VL] = result;
    vec = vec + vstride;
```

Operational information

If PSTATE.DIT is 1:

- The execution time of this instruction is independent of:
 - The values of the data supplied in any of its registers.
 - The values of the NZCV flags.
- The response of this instruction to asynchronous exceptions does not vary based on:
 - The values of the data supplied in any of its registers.
 - The values of the NZCV flags.

Internal version only: aarchmrs v2025-03_rel, pseudocode v2025-03_rel ; Build timestamp: 2025-03-21T17:41

Copyright © 2010-2025 Arm Limited or its affiliates. All rights reserved. This document is Non-Confidential.

SDOT (4-way, multiple and single vector)

Multi-vector signed integer dot-product by vector

This instruction computes the dot product of four signed 8-bit or 16-bit integer values held in each 32-bit or 64-bit element of the two or four first source vectors and four signed 8-bit or 16-bit integer values in the corresponding 32-bit or 64-bit element of the second source vector. The widened dot product result is destructively added to the corresponding 32-bit or 64-bit element of the ZA single-vector groups.

The single-vector group within each half of or each quarter of the ZA array is selected by the sum of the vector select register and offset, modulo half or quarter the number of ZA array vectors.

The vector group symbol, VGx2 or VGx4, indicates that the ZA operand consists of two or four ZA single-vector groups respectively. The vector group symbol is preferred for disassembly, but optional in assembler source code.

This instruction is unpredicated.

ID_AA64SMFR0_EL1.I16I64 indicates whether the 16-bit integer variant is implemented.

It has encodings from 2 classes: [Two ZA single-vectors](#) and [Four ZA single-vectors](#)

Two ZA single-vectors (FEAT_SME2)

31	30	29	28	27	26	25	24	23	22	21	20	19	18	17	16	15	14	13	12	11	10	9	8	7	6	5	4	3	2	1	0
1	1	0	0	0	0	0	1	0	sz	1	0	Zm			0	Rv		1	0	1	Zn			0	0	off3			U		

Encoding

SDOT ZA.<T>[<Wv>, <offs>{, VGx2}], { <Zn1>.<Tb>-<Zn2>.<Tb> }, <Zm>.<Tb>

Decode for this encoding

```
if !IsFeatureImplemented(FEAT_SME2) then EndOfDecode(Decode_UNDEF);
if sz == '1' && !IsFeatureImplemented(FEAT_SME_I16I64) then EndOfDecode(Decode_UNDEF);
constant integer v = UInt('010':Rv);
constant integer esize = 32 << UInt(sz);
constant integer n = UInt(Zn);
constant integer m = UInt('0':Zm);
constant integer offset = UInt(off3);
constant integer nreg = 2;
```

Four ZA single-vectors (FEAT_SME2)

31	30	29	28	27	26	25	24	23	22	21	20	19	18	17	16	15	14	13	12	11	10	9	8	7	6	5	4	3	2	1	0
1	1	0	0	0	0	0	1	0	sz	1	1	Zm			0	Rv		1	0	1	Zn			0	0	off3			U		

Encoding

SDOT ZA.<T>[<Wv>, <offs>{, VGx4}], { <Zn1>.<Tb>-<Zn4>.<Tb> }, <Zm>.<Tb>

Decode for this encoding

```
if !IsFeatureImplemented(FEAT_SME2) then EndOfDecode(Decode_UNDEF);
if sz == '1' && !IsFeatureImplemented(FEAT_SME_I16I64) then EndOfDecode(Decode_UNDEF);
constant integer v = UInt('010':Rv);
constant integer esize = 32 << UInt(sz);
constant integer n = UInt(Zn);
constant integer m = UInt('0':Zm);
constant integer offset = UInt(off3);
constant integer nreg = 4;
```

Assembler Symbols

<T> Is the size specifier, encoded in “sz”:

sz	<T>
0	S
1	D

<Wv> Is the 32-bit name of the vector select register W8-W11, encoded in the "Rv" field.

<offs> Is the vector select offset, in the range 0 to 7, encoded in the "off3" field.

<Zn1> Is the name of the first scalable vector register of the first source multi-vector group, encoded as "Zn".

<Tb> Is the size specifier, encoded in “sz”:

sz	<Tb>
0	B
1	H

<Zn2> Is the name of the second scalable vector register of the first source multi-vector group, encoded as "Zn" plus 1 modulo 32.

<Zm> Is the name of the second source scalable vector register Z0-Z15, encoded in the "Zm" field.

<Zn4> Is the name of the fourth scalable vector register of the first source multi-vector group, encoded as "Zn" plus 3 modulo 32.

Operation

```
CheckStreamingSVEAndZAAEnabled();
constant integer VL = CurrentVL;
constant integer elements = VL DIV esize;
constant integer vectors = VL DIV 8;
constant integer vstride = vectors DIV nreg;
constant bits(32) vbase = X[v, 32];
integer vec = (UInt(vbase) + offset) MOD vstride;
bits(VL) result;

for r = 0 to nreg-1
    constant bits(VL) operand1 = Z[(n+r) MOD 32, VL];
    constant bits(VL) operand2 = Z[m, VL];
    constant bits(VL) operand3 = ZAvector[vec, VL];
    for e = 0 to elements-1
        bits(esize) sum = Elem[operand3, e, esize];
        for i = 0 to 3
            constant integer element1 = SInt(Elem[operand1, 4 * e + i, esize DIV 4]);
            constant integer element2 = SInt(Elem[operand2, 4 * e + i, esize DIV 4]);
            sum = sum + element1 * element2;
        Elem[result, e, esize] = sum;
    ZAvector[vec, VL] = result;
    vec = vec + vstride;
```

Operational information

- If PSTATE.DIT is 1:
- The execution time of this instruction is independent of:
 - The values of the data supplied in any of its registers.
 - The values of the NZCV flags.
 - The response of this instruction to asynchronous exceptions does not vary based on:
 - The values of the data supplied in any of its registers.
 - The values of the NZCV flags.

SDOT (4-way, multiple vectors)

Multi-vector signed integer dot-product

This instruction computes the dot product of four signed 8-bit or 16-bit integer values held in each 32-bit or 64-bit element of the two or four first source vectors and four signed 8-bit or 16-bit integer values in the corresponding 32-bit or 64-bit element of the two or four second source vectors. The widened dot product result is destructively added to the corresponding 32-bit or 64-bit element of the ZA single-vector groups.

The single-vector group within each half of or each quarter of the ZA array is selected by the sum of the vector select register and offset, modulo half or quarter the number of ZA array vectors.

The vector group symbol, VGx2 or VGx4, indicates that the ZA operand consists of two or four ZA single-vector groups respectively. The vector group symbol is preferred for disassembly, but optional in assembler source code.

This instruction is unpredicated.

ID_AA64SMFR0_EL1.I16I64 indicates whether the 16-bit integer variant is implemented.

It has encodings from 2 classes: [Two ZA single-vectors](#) and [Four ZA single-vectors](#)

Two ZA single-vectors (FEAT_SME2)

31	30	29	28	27	26	25	24	23	22	21	20	19	18	17	16	15	14	13	12	11	10	9	8	7	6	5	4	3	2	1	0
1	1	0	0	0	0	0	1	1	sz	1		Zm		0	0		Rv		1	0	1		Zn		0	0	0		off3		
																U															

Encoding

SDOT ZA.<T>[<Wv>, <offs>{, VGx2}], { <Zn1>.<Tb>-<Zn2>.<Tb> }, { <Zm1>.<Tb>-<Zm2>.<Tb> }

Decode for this encoding

```
if !IsFeatureImplemented(FEAT_SME2) then EndOfDecode(Decode_UNDEF);
if sz == '1' && !IsFeatureImplemented(FEAT_SME_I16I64) then EndOfDecode(Decode_UNDEF);
constant integer v = UInt('010':Rv);
constant integer esize = 32 << UInt(sz);
constant integer n = UInt(Zn:'0');
constant integer m = UInt(Zm:'0');
constant integer offset = UInt(off3);
constant integer nreg = 2;
```

Four ZA single-vectors (FEAT_SME2)

31	30	29	28	27	26	25	24	23	22	21	20	19	18	17	16	15	14	13	12	11	10	9	8	7	6	5	4	3	2	1	0
1	1	0	0	0	0	0	1	1	sz	1		Zm		0	1	0		Rv		1	0	1		Zn		0	0	0		off3	
																U															

Encoding

SDOT ZA.<T>[<Wv>, <offs>{, VGx4}], { <Zn1>.<Tb>-<Zn4>.<Tb> }, { <Zm1>.<Tb>-<Zm4>.<Tb> }

Decode for this encoding

```
if !IsFeatureImplemented(FEAT_SME2) then EndOfDecode(Decode_UNDEF);
if sz == '1' && !IsFeatureImplemented(FEAT_SME_I16I64) then EndOfDecode(Decode_UNDEF);
constant integer v = UInt('010':Rv);
constant integer esize = 32 << UInt(sz);
constant integer n = UInt(Zn:'00');
constant integer m = UInt(Zm:'00');
constant integer offset = UInt(off3);
constant integer nreg = 4;
```

Assembler Symbols

<T> Is the size specifier, encoded in "sz":

sz	<T>
0	S
1	D

<Wv> Is the 32-bit name of the vector select register W8-W11, encoded in the "Rv" field.

<offs> Is the vector select offset, in the range 0 to 7, encoded in the "off3" field.

<Zn1> For the "Two ZA single-vectors" variant: is the name of the first scalable vector register of the first source multi-vector group, encoded as "Zn" times 2.

For the "Four ZA single-vectors" variant: is the name of the first scalable vector register of the first source multi-vector group, encoded as "Zn" times 4.

<Tb> Is the size specifier, encoded in "sz":

sz	<Tb>
0	B
1	H

<Zn2> Is the name of the second scalable vector register of the first source multi-vector group, encoded as "Zn" times 2 plus 1.

<Zm1> For the "Two ZA single-vectors" variant: is the name of the first scalable vector register of the second source multi-vector group, encoded as "Zm" times 2.

For the "Four ZA single-vectors" variant: is the name of the first scalable vector register of the second source multi-vector group, encoded as "Zm" times 4.

<Zm2> Is the name of the second scalable vector register of the second source multi-vector group, encoded as "Zm" times 2 plus 1.

<Zn4> Is the name of the fourth scalable vector register of the first source multi-vector group, encoded as "Zn" times 4 plus 3.

<Zm4> Is the name of the fourth scalable vector register of the second source multi-vector group, encoded as "Zm" times 4 plus 3.

Operation

```
CheckStreamingSVEAndZAAEnabled();
constant integer VL = CurrentVL;
constant integer elements = VL DIV esize;
constant integer vectors = VL DIV 8;
constant integer vstride = vectors DIV nreg;
constant bits(32) vbase = X[v, 32];
integer vec = (UInt(vbase) + offset) MOD vstride;
bits(VL) result;

for r = 0 to nreg-1
    constant bits(VL) operand1 = Z[n+r, VL];
    constant bits(VL) operand2 = Z[m+r, VL];
    constant bits(VL) operand3 = ZAvector[vec, VL];
    for e = 0 to elements-1
        bits(esize) sum = Elem[operand3, e, esize];
        for i = 0 to 3
            constant integer element1 = SInt(Elem[operand1, 4 * e + i, esize DIV 4]);
            constant integer element2 = SInt(Elem[operand2, 4 * e + i, esize DIV 4]);
            sum = sum + element1 * element2;
        Elem[result, e, esize] = sum;
    ZAvector[vec, VL] = result;
    vec = vec + vstride;
```

Operational information

If PSTATE.DIT is 1:

- The execution time of this instruction is independent of:
 - The values of the data supplied in any of its registers.
 - The values of the NZCV flags.
- The response of this instruction to asynchronous exceptions does not vary based on:

- The values of the data supplied in any of its registers.
- The values of the NZCV flags.

Internal version only: aarchmrs v2025-03_rel, pseudocode v2025-03_rel ; Build timestamp: 2025-03-21T17:41

Copyright © 2010-2025 Arm Limited or its affiliates. All rights reserved. This document is Non-Confidential.

SEL

Multi-vector conditionally select elements from two vectors

This instruction selects consecutive elements from the two or four first source vectors where predicate elements are true, and places them in the corresponding elements of the two or four destination vectors. The corresponding elements from the two or four second source vectors are placed in the remaining elements of the destination vectors.

It has encodings from 2 classes: [Two registers](#) and [Four registers](#)

Two registers (FEAT_SME2)

31	30	29	28	27	26	25	24	23	22	21	20	19	18	17	16	15	14	13	12	11	10	9	8	7	6	5	4	3	2	1	0
1	1	0	0	0	0	0	1	size	1		Zm	0	1	0	0	PNg		Zn	0		Zd	0									

Encoding

SEL { <Zd1>.<T>-<Zd2>.<T> }, <PNg>, { <Zn1>.<T>-<Zn2>.<T> }, { <Zm1>.<T>-<Zm2>.<T> }

Decode for this encoding

```
if !IsFeatureImplemented(FEAT_SME2) then EndOfDecode(Decode_UNDEF);
constant integer esize = 8 << UInt(size);
constant integer n = UInt(Zn:'0');
constant integer m = UInt(Zm:'0');
constant integer d = UInt(Zd:'0');
constant integer g = UInt('1':PNg);
constant integer nreg = 2;
```

Four registers (FEAT_SME2)

31	30	29	28	27	26	25	24	23	22	21	20	19	18	17	16	15	14	13	12	11	10	9	8	7	6	5	4	3	2	1	0
1	1	0	0	0	0	0	1	size	1		Zm	0	1	1	0	0	PNg		Zn	0	0		Zd	0	0						

Encoding

SEL { <Zd1>.<T>-<Zd4>.<T> }, <PNg>, { <Zn1>.<T>-<Zn4>.<T> }, { <Zm1>.<T>-<Zm4>.<T> }

Decode for this encoding

```
if !IsFeatureImplemented(FEAT_SME2) then EndOfDecode(Decode_UNDEF);
constant integer esize = 8 << UInt(size);
constant integer n = UInt(Zn:'00');
constant integer m = UInt(Zm:'00');
constant integer d = UInt(Zd:'00');
constant integer g = UInt('1':PNg);
constant integer nreg = 4;
```

Assembler Symbols

- <Zd1>
- For the "Two registers" variant: is the name of the first scalable vector register of the destination multi-vector group, encoded as "Zd" times 2.
- For the "Four registers" variant: is the name of the first scalable vector register of the destination multi-vector group, encoded as "Zd" times 4.
- <T>
- Is the size specifier, encoded in “size”:

size	<T>
00	B
01	H
10	S
11	D

- <Zd2> Is the name of the second scalable vector register of the destination multi-vector group, encoded as "Zd" times 2 plus 1.
- <PNg> Is the name of the governing scalable predicate register PN8-PN15, with predicate-as-counter encoding, encoded in the "PNg" field.
- <Zn1> For the "Two registers" variant: is the name of the first scalable vector register of the first source multi-vector group, encoded as "Zn" times 2.
For the "Four registers" variant: is the name of the first scalable vector register of the first source multi-vector group, encoded as "Zn" times 4.
- <Zn2> Is the name of the second scalable vector register of the first source multi-vector group, encoded as "Zn" times 2 plus 1.
- <Zm1> For the "Two registers" variant: is the name of the first scalable vector register of the second source multi-vector group, encoded as "Zm" times 2.
For the "Four registers" variant: is the name of the first scalable vector register of the second source multi-vector group, encoded as "Zm" times 4.
- <Zm2> Is the name of the second scalable vector register of the second source multi-vector group, encoded as "Zm" times 2 plus 1.
- <Zd4> Is the name of the fourth scalable vector register of the destination multi-vector group, encoded as "Zd" times 4 plus 3.
- <Zn4> Is the name of the fourth scalable vector register of the first source multi-vector group, encoded as "Zn" times 4 plus 3.
- <Zm4> Is the name of the fourth scalable vector register of the second source multi-vector group, encoded as "Zm" times 4 plus 3.

Operation

```

CheckStreamingSVEEnabled();
constant integer VL = CurrentVL;
constant integer PL = VL DIV 8;
constant integer elements = VL DIV esize;
array [0..3] of bits(VL) results;
constant bits(PL) pred = P[g, PL];
constant bits(PL * nreg) mask = CounterToPredicate(pred<15:0>, PL * nreg);

for r = 0 to nreg-1
    constant bits(VL) operand1 = Z[n+r, VL];
    constant bits(VL) operand2 = Z[m+r, VL];
    for e = 0 to elements-1
        if ActivePredicateElement(mask, r * elements + e, esize) then
            Elem[results[r], e, esize] = Elem[operand1, e, esize];
        else
            Elem[results[r], e, esize] = Elem[operand2, e, esize];

for r = 0 to nreg-1
    Z[d+r, VL] = results[r];

```

Operational information

If PSTATE.DIT is 1:

- The execution time of this instruction is independent of:
 - The values of the data supplied in any of its operand registers when its governing predicate register contains the same value for each execution.
 - The values of the NZCV flags.
- The response of this instruction to asynchronous exceptions does not vary based on:
 - The values of the data supplied in any of its operand registers when its governing predicate register contains the same value for each execution.
 - The values of the NZCV flags.

Internal version only: aarchmrs v2025-03_rel, pseudocode v2025-03_rel ; Build timestamp: 2025-03-21T17:41

Copyright © 2010-2025 Arm Limited or its affiliates. All rights reserved. This document is Non-Confidential.

SMAX (multiple and single vector)

Multi-vector signed maximum by vector

This instruction determines the signed maximum of elements of the second source vector and the corresponding elements of the two or four first source vectors and destructively places the results in the corresponding elements of the two or four first source vectors.

This instruction is unpredicated.

It has encodings from 2 classes: [Two registers](#) and [Four registers](#)

Two registers (FEAT_SME2)

31	30	29	28	27	26	25	24	23	22	21	20	19	18	17	16	15	14	13	12	11	10	9	8	7	6	5	4	3	2	1	0
1	1	0	0	0	0	0	1	size	1	0	Zm				1	0	1	0	0	0	0	0	0	0	0	Zdn				0	
op																											U				

Encoding

SMAX { <Zdn1>.<T>-<Zdn2>.<T> }, { <Zdn1>.<T>-<Zdn2>.<T> }, <Zm>.<T>

Decode for this encoding

```
if !IsFeatureImplemented(FEAT_SME2) then EndOfDecode(Decode_UNDEF);
constant integer esize = 8 << UInt(size);
constant integer dn = UInt(Zdn:'0');
constant integer m = UInt('0':Zm);
constant integer nreg = 2;
constant boolean unsigned = FALSE;
```

Four registers (FEAT_SME2)

31	30	29	28	27	26	25	24	23	22	21	20	19	18	17	16	15	14	13	12	11	10	9	8	7	6	5	4	3	2	1	0
1	1	0	0	0	0	0	1	size	1	0	Zm				1	0	1	0	1	0	0	0	0	0	0	Zdn			0	0	
op																											U				

Encoding

SMAX { <Zdn1>.<T>-<Zdn4>.<T> }, { <Zdn1>.<T>-<Zdn4>.<T> }, <Zm>.<T>

Decode for this encoding

```
if !IsFeatureImplemented(FEAT_SME2) then EndOfDecode(Decode_UNDEF);
constant integer esize = 8 << UInt(size);
constant integer dn = UInt(Zdn:'00');
constant integer m = UInt('0':Zm);
constant integer nreg = 4;
constant boolean unsigned = FALSE;
```

Assembler Symbols

- <Zdn1>
- For the "Two registers" variant: is the name of the first scalable vector register of the destination and first source multi-vector group, encoded as "Zdn" times 2.
- For the "Four registers" variant: is the name of the first scalable vector register of the destination and first source multi-vector group, encoded as "Zdn" times 4.
- <T>
- Is the size specifier, encoded in "size":

size	<T>
00	B
01	H
10	S
11	D

- <Zdn2> Is the name of the second scalable vector register of the destination and first source multi-vector group, encoded as "Zdn" times 2 plus 1.
- <Zm> Is the name of the second source scalable vector register Z0-Z15, encoded in the "Zm" field.
- <Zdn4> Is the name of the fourth scalable vector register of the destination and first source multi-vector group, encoded as "Zdn" times 4 plus 3.

Operation

```

CheckStreamingSVEEnabled();
constant integer VL = CurrentVL;
constant integer elements = VL DIV esize;
array [0..3] of bits(VL) results;

for r = 0 to nreg-1
    constant bits(VL) operand1 = Z[dn+r, VL];
    constant bits(VL) operand2 = Z[m, VL];
    for e = 0 to elements-1
        constant integer element1 = Int(Elem[operand1, e, esize], unsigned);
        constant integer element2 = Int(Elem[operand2, e, esize], unsigned);
        constant integer res = Max(element1, element2);
        Elem[results[r], e, esize] = res<esize-1:0>;

for r = 0 to nreg-1
    Z[dn+r, VL] = results[r];

```

Operational information

If PSTATE.DIT is 1:

- The execution time of this instruction is independent of:
 - The values of the data supplied in any of its registers.
 - The values of the NZCV flags.
- The response of this instruction to asynchronous exceptions does not vary based on:
 - The values of the data supplied in any of its registers.
 - The values of the NZCV flags.

Internal version only: aarchmrs v2025-03_rel, pseudocode v2025-03_rel ; Build timestamp: 2025-03-21T17:41

Copyright © 2010-2025 Arm Limited or its affiliates. All rights reserved. This document is Non-Confidential.

SMAX (multiple vectors)

Multi-vector signed maximum

This instruction determines the signed maximum of elements of the two or four second source vectors and the corresponding elements of the two or four first source vectors and destructively places the results in the corresponding elements of the two or four first source vectors.

This instruction is unpredicated.

It has encodings from 2 classes: [Two registers](#) and [Four registers](#)

Two registers (FEAT_SME2)

31	30	29	28	27	26	25	24	23	22	21	20	19	18	17	16	15	14	13	12	11	10	9	8	7	6	5	4	3	2	1	0
1	1	0	0	0	0	0	1	size	1	Zm				0	1	0	1	1	0	0	0	0	0	0	0	0	Zdn				0
																								opc						U	

Encoding

SMAX { <Zdn1>.<T>-<Zdn2>.<T> }, { <Zdn1>.<T>-<Zdn2>.<T> }, { <Zm1>.<T>-<Zm2>.<T> }

Decode for this encoding

```
if !IsFeatureImplemented(FEAT_SME2) then EndOfDecode(Decode_UNDEF);
constant integer esize = 8 << UInt(size);
constant integer dn = UInt(Zdn:'0');
constant integer m = UInt(Zm:'0');
constant integer nreg = 2;
constant boolean unsigned = FALSE;
```

Four registers (FEAT_SME2)

31	30	29	28	27	26	25	24	23	22	21	20	19	18	17	16	15	14	13	12	11	10	9	8	7	6	5	4	3	2	1	0	
1	1	0	0	0	0	0	1	size	1	Zm				0	0	1	0	1	1	1	0	0	0	0	0	0	Zdn				0	0
																								opc						U		

Encoding

SMAX { <Zdn1>.<T>-<Zdn4>.<T> }, { <Zdn1>.<T>-<Zdn4>.<T> }, { <Zm1>.<T>-<Zm4>.<T> }

Decode for this encoding

```
if !IsFeatureImplemented(FEAT_SME2) then EndOfDecode(Decode_UNDEF);
constant integer esize = 8 << UInt(size);
constant integer dn = UInt(Zdn:'00');
constant integer m = UInt(Zm:'00');
constant integer nreg = 4;
constant boolean unsigned = FALSE;
```

Assembler Symbols

- <Zdn1>
- For the "Two registers" variant: is the name of the first scalable vector register of the destination and first source multi-vector group, encoded as "Zdn" times 2.
- For the "Four registers" variant: is the name of the first scalable vector register of the destination and first source multi-vector group, encoded as "Zdn" times 4.
- <T>
- Is the size specifier, encoded in “size”:

size	<T>
00	B
01	H
10	S
11	D

- <Zdn2> Is the name of the second scalable vector register of the destination and first source multi-vector group, encoded as "Zdn" times 2 plus 1.
- <Zm1> For the "Two registers" variant: is the name of the first scalable vector register of the second source multi-vector group, encoded as "Zm" times 2.
For the "Four registers" variant: is the name of the first scalable vector register of the second source multi-vector group, encoded as "Zm" times 4.
- <Zm2> Is the name of the second scalable vector register of the second source multi-vector group, encoded as "Zm" times 2 plus 1.
- <Zdn4> Is the name of the fourth scalable vector register of the destination and first source multi-vector group, encoded as "Zdn" times 4 plus 3.
- <Zm4> Is the name of the fourth scalable vector register of the second source multi-vector group, encoded as "Zm" times 4 plus 3.

Operation

```

CheckStreamingSVEEnabled();
constant integer VL = CurrentVL;
constant integer elements = VL DIV esize;
array [0..3] of bits(VL) results;

for r = 0 to nreg-1
    constant bits(VL) operand1 = Z[dn+r, VL];
    constant bits(VL) operand2 = Z[m+r, VL];
    for e = 0 to elements-1
        constant integer element1 = Int(Elem[operand1, e, esize], unsigned);
        constant integer element2 = Int(Elem[operand2, e, esize], unsigned);
        constant integer res = Max(element1, element2);
        Elem[results[r], e, esize] = res<esize-1:0>;

for r = 0 to nreg-1
    Z[dn+r, VL] = results[r];

```

Operational information

If PSTATE.DIT is 1:

- The execution time of this instruction is independent of:
 - The values of the data supplied in any of its registers.
 - The values of the NZCV flags.
- The response of this instruction to asynchronous exceptions does not vary based on:
 - The values of the data supplied in any of its registers.
 - The values of the NZCV flags.

Internal version only: aarchmrs v2025-03_rel, pseudocode v2025-03_rel ; Build timestamp: 2025-03-21T17:41

Copyright © 2010-2025 Arm Limited or its affiliates. All rights reserved. This document is Non-Confidential.

SMIN (multiple and single vector)

Multi-vector signed minimum by vector

This instruction determines the signed minimum of elements of the second source vector and the corresponding elements of the two or four first source vectors and destructively places the results in the corresponding elements of the two or four first source vectors.

This instruction is unpredicated.

It has encodings from 2 classes: [Two registers](#) and [Four registers](#)

Two registers (FEAT_SME2)

31	30	29	28	27	26	25	24	23	22	21	20	19	18	17	16	15	14	13	12	11	10	9	8	7	6	5	4	3	2	1	0
1	1	0	0	0	0	0	1	size	1	0	Zm				1	0	1	0	0	0	0	0	0	0	0	1	Zdn				0
op																											U				

Encoding

SMIN { <Zdn1>.<T>-<Zdn2>.<T> }, { <Zdn1>.<T>-<Zdn2>.<T> }, <Zm>.<T>

Decode for this encoding

```
if !IsFeatureImplemented(FEAT_SME2) then EndOfDecode(Decode_UNDEF);
constant integer esize = 8 << UInt(size);
constant integer dn = UInt(Zdn:'0');
constant integer m = UInt('0':Zm);
constant integer nreg = 2;
constant boolean unsigned = FALSE;
```

Four registers (FEAT_SME2)

31	30	29	28	27	26	25	24	23	22	21	20	19	18	17	16	15	14	13	12	11	10	9	8	7	6	5	4	3	2	1	0
1	1	0	0	0	0	0	1	size	1	0	Zm				1	0	1	0	1	0	0	0	0	0	0	1	Zdn			0	0
op																											U				

Encoding

SMIN { <Zdn1>.<T>-<Zdn4>.<T> }, { <Zdn1>.<T>-<Zdn4>.<T> }, <Zm>.<T>

Decode for this encoding

```
if !IsFeatureImplemented(FEAT_SME2) then EndOfDecode(Decode_UNDEF);
constant integer esize = 8 << UInt(size);
constant integer dn = UInt(Zdn:'00');
constant integer m = UInt('0':Zm);
constant integer nreg = 4;
constant boolean unsigned = FALSE;
```

Assembler Symbols

- <Zdn1>
- For the "Two registers" variant: is the name of the first scalable vector register of the destination and first source multi-vector group, encoded as "Zdn" times 2.

For the "Four registers" variant: is the name of the first scalable vector register of the destination and first source multi-vector group, encoded as "Zdn" times 4.
- <T>
- Is the size specifier, encoded in "size":

size	<T>
00	B
01	H
10	S
11	D

- <Zdn2> Is the name of the second scalable vector register of the destination and first source multi-vector group, encoded as "Zdn" times 2 plus 1.
- <Zm> Is the name of the second source scalable vector register Z0-Z15, encoded in the "Zm" field.
- <Zdn4> Is the name of the fourth scalable vector register of the destination and first source multi-vector group, encoded as "Zdn" times 4 plus 3.

Operation

```

CheckStreamingSVEEnabled();
constant integer VL = CurrentVL;
constant integer elements = VL DIV esize;
array [0..3] of bits(VL) results;

for r = 0 to nreg-1
    constant bits(VL) operand1 = Z[dn+r, VL];
    constant bits(VL) operand2 = Z[m, VL];
    for e = 0 to elements-1
        constant integer element1 = Int(Elem[operand1, e, esize], unsigned);
        constant integer element2 = Int(Elem[operand2, e, esize], unsigned);
        constant integer res = Min(element1, element2);
        Elem[results[r], e, esize] = res<esize-1:0>;

for r = 0 to nreg-1
    Z[dn+r, VL] = results[r];

```

Operational information

If PSTATE.DIT is 1:

- The execution time of this instruction is independent of:
 - The values of the data supplied in any of its registers.
 - The values of the NZCV flags.
- The response of this instruction to asynchronous exceptions does not vary based on:
 - The values of the data supplied in any of its registers.
 - The values of the NZCV flags.

Internal version only: aarchmrs v2025-03_rel, pseudocode v2025-03_rel ; Build timestamp: 2025-03-21T17:41

Copyright © 2010-2025 Arm Limited or its affiliates. All rights reserved. This document is Non-Confidential.

SMIN (multiple vectors)

Multi-vector signed minimum

This instruction determines the signed minimum of elements of the two or four second source vectors and the corresponding elements of the two or four first source vectors and destructively places the results in the corresponding elements of the two or four first source vectors. This instruction is unpredicated.

It has encodings from 2 classes: [Two registers](#) and [Four registers](#)

Two registers (FEAT_SME2)

31	30	29	28	27	26	25	24	23	22	21	20	19	18	17	16	15	14	13	12	11	10	9	8	7	6	5	4	3	2	1	0
1	1	0	0	0	0	0	1	size	1	Zm				0	1	0	1	1	0	0	0	0	0	0	1	Zdn				0	
																								opc				U			

Encoding

SMIN { <Zdn1>.<T>-<Zdn2>.<T> }, { <Zdn1>.<T>-<Zdn2>.<T> }, { <Zm1>.<T>-<Zm2>.<T> }

Decode for this encoding

```
if !IsFeatureImplemented(FEAT_SME2) then EndOfDecode(Decode_UNDEF);
constant integer esize = 8 << UInt(size);
constant integer dn = UInt(Zdn:'0');
constant integer m = UInt(Zm:'0');
constant integer nreg = 2;
constant boolean unsigned = FALSE;
```

Four registers (FEAT_SME2)

31	30	29	28	27	26	25	24	23	22	21	20	19	18	17	16	15	14	13	12	11	10	9	8	7	6	5	4	3	2	1	0	
1	1	0	0	0	0	0	1	size	1	Zm				0	0	1	0	1	1	1	0	0	0	0	0	1	Zdn				0	0
																								opc				U				

Encoding

SMIN { <Zdn1>.<T>-<Zdn4>.<T> }, { <Zdn1>.<T>-<Zdn4>.<T> }, { <Zm1>.<T>-<Zm4>.<T> }

Decode for this encoding

```
if !IsFeatureImplemented(FEAT_SME2) then EndOfDecode(Decode_UNDEF);
constant integer esize = 8 << UInt(size);
constant integer dn = UInt(Zdn:'00');
constant integer m = UInt(Zm:'00');
constant integer nreg = 4;
constant boolean unsigned = FALSE;
```

Assembler Symbols

- <Zdn1>
- For the "Two registers" variant: is the name of the first scalable vector register of the destination and first source multi-vector group, encoded as "Zdn" times 2.

For the "Four registers" variant: is the name of the first scalable vector register of the destination and first source multi-vector group, encoded as "Zdn" times 4.
- <T>
- Is the size specifier, encoded in “size”:

size	<T>
00	B
01	H
10	S
11	D

- <Zdn2> Is the name of the second scalable vector register of the destination and first source multi-vector group, encoded as "Zdn" times 2 plus 1.
- <Zm1> For the "Two registers" variant: is the name of the first scalable vector register of the second source multi-vector group, encoded as "Zm" times 2.
For the "Four registers" variant: is the name of the first scalable vector register of the second source multi-vector group, encoded as "Zm" times 4.
- <Zm2> Is the name of the second scalable vector register of the second source multi-vector group, encoded as "Zm" times 2 plus 1.
- <Zdn4> Is the name of the fourth scalable vector register of the destination and first source multi-vector group, encoded as "Zdn" times 4 plus 3.
- <Zm4> Is the name of the fourth scalable vector register of the second source multi-vector group, encoded as "Zm" times 4 plus 3.

Operation

```

CheckStreamingSVEEnabled();
constant integer VL = CurrentVL;
constant integer elements = VL DIV esize;
array [0..3] of bits(VL) results;

for r = 0 to nreg-1
    constant bits(VL) operand1 = Z[dn+r, VL];
    constant bits(VL) operand2 = Z[m+r, VL];
    for e = 0 to elements-1
        constant integer element1 = Int(Elem[operand1, e, esize], unsigned);
        constant integer element2 = Int(Elem[operand2, e, esize], unsigned);
        constant integer res = Min(element1, element2);
        Elem[results[r], e, esize] = res<esize-1:0>;

for r = 0 to nreg-1
    Z[dn+r, VL] = results[r];

```

Operational information

If PSTATE.DIT is 1:

- The execution time of this instruction is independent of:
 - The values of the data supplied in any of its registers.
 - The values of the NZCV flags.
- The response of this instruction to asynchronous exceptions does not vary based on:
 - The values of the data supplied in any of its registers.
 - The values of the NZCV flags.

Internal version only: aarchmrs v2025-03_rel, pseudocode v2025-03_rel ; Build timestamp: 2025-03-21T17:41

Copyright © 2010-2025 Arm Limited or its affiliates. All rights reserved. This document is Non-Confidential.

SMLAL (multiple and indexed vector)

Multi-vector signed integer multiply-add long by indexed element

This instruction multiplies each signed 16-bit element in the one, two, or four first source vectors with each signed 16-bit indexed element of the second source vector, widens each product to 32 bits, and destructively adds these values to the corresponding 32-bit elements of the ZA double-vector groups.

The elements within the second source vector are specified using an immediate element index which selects the same element position within each 128-bit vector segment. The index range is from 0 to 7.

The double-vector group within all of, each half of, or each quarter of the ZA array is selected by the sum of the vector select register and offset range, modulo all, half, or quarter the number of ZA array vectors.

The vector group symbol, VGx2 or VGx4, indicates that the ZA operand consists of two or four ZA double-vector groups respectively. The vector group symbol is preferred for disassembly, but optional in assembler source code.

This instruction is unpredicated.

It has encodings from 3 classes: [One ZA double-vector](#) , [Two ZA double-vectors](#) and [Four ZA double-vectors](#)

One ZA double-vector (FEAT_SME2)

31	30	29	28	27	26	25	24	23	22	21	20	19	18	17	16	15	14	13	12	11	10	9	8	7	6	5	4	3	2	1	0
1	1	0	0	0	0	0	1	1	1	0	0	Zm			i3h	Rv	1	i3l	Zn			0	0	off3							
																								U		S					

Encoding

SMLAL ZA.S[<Wv>, <offs1>:<offs2>], <Zn>.H, <Zm>.H[<index>]

Decode for this encoding

```
if !IsFeatureImplemented(FEAT_SME2) then EndOfDecode(Decode_UNDEF);
constant integer esize = 32;
constant integer v = UInt('010':Rv);
constant integer n = UInt(Zn);
constant integer m = UInt('0':Zm);
constant integer offset = UInt(off3:'0');
constant integer index = UInt(i3h:i3l);
constant integer nreg = 1;
```

Two ZA double-vectors (FEAT_SME2)

31	30	29	28	27	26	25	24	23	22	21	20	19	18	17	16	15	14	13	12	11	10	9	8	7	6	5	4	3	2	1	0
1	1	0	0	0	0	0	1	1	1	0	1	Zm			0	Rv	1	i3h	Zn			0	0	0	i3l	off2					
																								U		S					

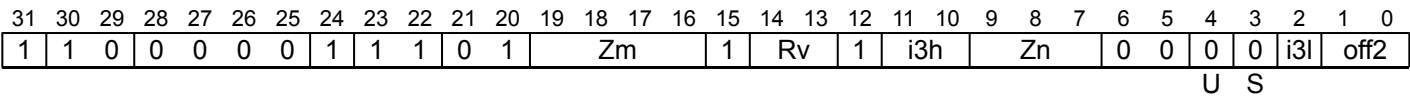
Encoding

SMLAL ZA.S[<Wv>, <offs1>:<offs2>{, VGx2}], { <Zn1>.H-<Zn2>.H }, <Zm>.H[<index>]

Decode for this encoding

```
if !IsFeatureImplemented(FEAT_SME2) then EndOfDecode(Decode_UNDEF);
constant integer esize = 32;
constant integer v = UInt('010':Rv);
constant integer n = UInt(Zn:'0');
constant integer m = UInt('0':Zm);
constant integer offset = UInt(off2:'0');
constant integer index = UInt(i3h:i3l);
constant integer nreg = 2;
```


Four ZA double-vectors
(FEAT_SME2)



Encoding

```
SMLAL ZA.S[<Wv>, <offs1>:<offs2>{, VGx4}], { <Zn1>.H-<Zn4>.H }, <Zm>.H[<index>]
```

Decode for this encoding

```
if !IsFeatureImplemented(FEAT_SME2) then EndOfDecode(Decode_UNDEF);
constant integer esize = 32;
constant integer v = UInt('010':Rv);
constant integer n = UInt(Zn:'00');
constant integer m = UInt('0':Zm);
constant integer offset = UInt(off2:'0');
constant integer index = UInt(i3h:i3l);
constant integer nreg = 4;
```

Assembler Symbols

- <Wv> Is the 32-bit name of the vector select register W8-W11, encoded in the "Rv" field.
- <offs1> For the "One ZA double-vector" variant: is the first vector select offset, encoded as "off3" field times 2.
For the "Four ZA double-vectors" and "Two ZA double-vectors" variants: is the first vector select offset, encoded as "off2" field times 2.
- <offs2> For the "One ZA double-vector" variant: is the second vector select offset, encoded as "off3" field times 2 plus 1.
For the "Four ZA double-vectors" and "Two ZA double-vectors" variants: is the second vector select offset, encoded as "off2" field times 2 plus 1.
- <Zn> Is the name of the first source scalable vector register, encoded in the "Zn" field.
- <Zm> Is the name of the second source scalable vector register Z0-Z15, encoded in the "Zm" field.
- <index> Is the element index, in the range 0 to 7, encoded in the "i3h:i3l" fields.
- <Zn1> For the "Two ZA double-vectors" variant: is the name of the first scalable vector register of the first source multi-vector group, encoded as "Zn" times 2.
For the "Four ZA double-vectors" variant: is the name of the first scalable vector register of the first source multi-vector group, encoded as "Zn" times 4.
- <Zn2> Is the name of the second scalable vector register of the first source multi-vector group, encoded as "Zn" times 2 plus 1.
- <Zn4> Is the name of the fourth scalable vector register of the first source multi-vector group, encoded as "Zn" times 4 plus 3.

Operation

```
CheckStreamingSVEAndZAAEnabled();
constant integer VL = CurrentVL;
constant integer elements = VL DIV esize;
constant integer vectors = VL DIV 8;
constant integer vstride = vectors DIV nreg;
constant integer eltspersegment = 128 DIV esize;
constant bits(32) vbase = X[v, 32];
integer vec = (UInt(vbase) + offset) MOD vstride;
bits(VL) result;
vec = vec - (vec MOD 2);

for r = 0 to nreg-1
    constant bits(VL) operand1 = Z[n+r, VL];
    constant bits(VL) operand2 = Z[m, VL];
    for i = 0 to 1
        constant bits(VL) operand3 = ZAvector[vec + i, VL];
        for e = 0 to elements-1
            constant integer segmentbase = e - (e MOD eltspersegment);
            constant integer s = 2 * segmentbase + index;
            constant integer element1 = SInt(Elem[operand1, 2 * e + i, esize DIV 2]);
            constant integer element2 = SInt(Elem[operand2, s, esize DIV 2]);
            constant bits(esize) product = (element1 * element2) < esize-1:0 >;
            Elem[result, e, esize] = Elem[operand3, e, esize] + product;
        ZAvector[vec + i, VL] = result;
    vec = vec + vstride;
```

Operational information

If PSTATE.DIT is 1:

- The execution time of this instruction is independent of:
 - The values of the data supplied in any of its registers.
 - The values of the NZCV flags.
- The response of this instruction to asynchronous exceptions does not vary based on:
 - The values of the data supplied in any of its registers.
 - The values of the NZCV flags.

Internal version only: aarchmrs v2025-03_rel, pseudocode v2025-03_rel ; Build timestamp: 2025-03-21T17:41

Copyright © 2010-2025 Arm Limited or its affiliates. All rights reserved. This document is Non-Confidential.

SMLAL (multiple and single vector)

Multi-vector signed integer multiply-add long by vector

This instruction multiplies each signed 16-bit element in the one, two, or four first source vectors with each signed 16-bit element in the second source vector, widens each product to 32 bits, and destructively adds these values to the corresponding 32-bit elements of the ZA double-vector groups. The double-vector group within all of, each half of, or each quarter of the ZA array is selected by the sum of the vector select register and offset range, modulo all, half, or quarter the number of ZA array vectors. The vector group symbol, VGx2 or VGx4, indicates that the ZA operand consists of two or four ZA double-vector groups respectively. The vector group symbol is preferred for disassembly, but optional in assembler source code. This instruction is unpredicated. It has encodings from 3 classes: [One ZA double-vector](#) , [Two ZA double-vectors](#) and [Four ZA double-vectors](#)

One ZA double-vector
(FEAT_SME2)

31	30	29	28	27	26	25	24	23	22	21	20	19	18	17	16	15	14	13	12	11	10	9	8	7	6	5	4	3	2	1	0	
1	1	0	0	0	0	0	1	0	1	1	0	Zm			0	Rv	0	1	1	Zn			0	0	off3							
																												U		S		

Encoding

SMLAL ZA.S[<Wv>, <offs1>:<offs2>], <Zn>.H, <Zm>.H

Decode for this encoding

```
if !IsFeatureImplemented(FEAT_SME2) then EndOfDecode(Decode_UNDEF);
constant integer esize = 32;
constant integer v = UInt('010':Rv);
constant integer n = UInt(Zn);
constant integer m = UInt('0':Zm);
constant integer offset = UInt(off3:'0');
constant integer nreg = 1;
```

Two ZA double-vectors
(FEAT_SME2)

31	30	29	28	27	26	25	24	23	22	21	20	19	18	17	16	15	14	13	12	11	10	9	8	7	6	5	4	3	2	1	0
1	1	0	0	0	0	0	1	0	1	1	0	Zm			0	Rv	0	1	0	Zn			0			0	0	off2			
U S op																															

Encoding

SMLAL ZA.S[<Wv>, <offs1>:<offs2>{, VGx2}], { <Zn1>.H-<Zn2>.H }, <Zm>.H

Decode for this encoding

```
if !IsFeatureImplemented(FEAT_SME2) then EndOfDecode(Decode_UNDEF);
constant integer esize = 32;
constant integer v = UInt('010':Rv);
constant integer n = UInt(Zn);
constant integer m = UInt('0':Zm);
constant integer offset = UInt(off2:'0');
constant integer nreg = 2;
```

Four ZA double-vectors (FEAT_SME2)

31	30	29	28	27	26	25	24	23	22	21	20	19	18	17	16	15	14	13	12	11	10	9	8	7	6	5	4	3	2	1	0
1	1	0	0	0	0	0	1	0	1	1	1	Zm				0	Rv	0	1	0	Zn				0	0	0	off2			
U S op																															

Encoding

```
SMLAL ZA.S[<Wv>, <offs1>:<offs2>{, VGx4}], { <Zn1>.H-<Zn4>.H }, <Zm>.H
```

Decode for this encoding

```
if !IsFeatureImplemented(FEAT_SME2) then EndOfDecode(Decode_UNDEF);
constant integer esize = 32;
constant integer v = UInt('010':Rv);
constant integer n = UInt(Zn);
constant integer m = UInt('0':Zm);
constant integer offset = UInt(off2:'0');
constant integer nreg = 4;
```

Assembler Symbols

<Wv>	Is the 32-bit name of the vector select register W8-W11, encoded in the "Rv" field.
<offs1>	For the "One ZA double-vector" variant: is the first vector select offset, encoded as "off3" field times 2. For the "Four ZA double-vectors" and "Two ZA double-vectors" variants: is the first vector select offset, encoded as "off2" field times 2.
<offs2>	For the "One ZA double-vector" variant: is the second vector select offset, encoded as "off3" field times 2 plus 1. For the "Four ZA double-vectors" and "Two ZA double-vectors" variants: is the second vector select offset, encoded as "off2" field times 2 plus 1.
<Zn>	Is the name of the first source scalable vector register, encoded in the "Zn" field.
<Zm>	Is the name of the second source scalable vector register Z0-Z15, encoded in the "Zm" field.
<Zn1>	Is the name of the first scalable vector register of the first source multi-vector group, encoded as "Zn".
<Zn2>	Is the name of the second scalable vector register of the first source multi-vector group, encoded as "Zn" plus 1 modulo 32.
<Zn4>	Is the name of the fourth scalable vector register of the first source multi-vector group, encoded as "Zn" plus 3 modulo 32.

Operation

```
CheckStreamingSVEAndZAEEnabled();
constant integer VL = CurrentVL;
constant integer elements = VL DIV esize;
constant integer vectors = VL DIV 8;
constant integer vstride = vectors DIV nreg;
constant bits(32) vbase = X[v, 32];
integer vec = (UInt(vbase) + offset) MOD vstride;
bits(VL) result;
vec = vec - (vec MOD 2);

for r = 0 to nreg-1
    constant bits(VL) operand1 = Z[(n+r) MOD 32, VL];
    constant bits(VL) operand2 = Z[m, VL];
    for i = 0 to 1
        constant bits(VL) operand3 = ZAvector[vec + i, VL];
        for e = 0 to elements-1
            constant integer element1 = SInt(Elem[operand1, 2 * e + i, esize DIV 2]);
            constant integer element2 = SInt(Elem[operand2, 2 * e + i, esize DIV 2]);
            constant bits(esize) product = (element1 * element2)<esize-1:0>;
            Elem[result, e, esize] = Elem[operand3, e, esize] + product;
        ZAvector[vec + i, VL] = result;
    vec = vec + vstride;
```

Operational information

If PSTATE.DIT is 1:

- The execution time of this instruction is independent of:
 - The values of the data supplied in any of its registers.
 - The values of the NZCV flags.
- The response of this instruction to asynchronous exceptions does not vary based on:
 - The values of the data supplied in any of its registers.
 - The values of the NZCV flags.

Internal version only: aarchmrs v2025-03_rel, pseudocode v2025-03_rel ; Build timestamp: 2025-03-21T17:41

Copyright © 2010-2025 Arm Limited or its affiliates. All rights reserved. This document is Non-Confidential.

SMLAL (multiple vectors)

Multi-vector signed integer multiply-add long

This instruction multiplies each signed 16-bit element in the two or four first source vectors with each signed 16-bit element in the two or four second source vectors, widens each product to 32 bits, and destructively adds these values to the corresponding 32-bit elements of the ZA double-vector groups.

The double-vector group within each half of or each quarter of the ZA array is selected by the sum of the vector select register and offset range, modulo half or quarter the number of ZA array vectors.

The vector group symbol, VGx2 or VGx4, indicates that the ZA operand consists of two or four ZA double-vector groups respectively. The vector group symbol is preferred for disassembly, but optional in assembler source code.

This instruction is unpredicated.

It has encodings from 2 classes: [Two ZA double-vectors](#) and [Four ZA double-vectors](#)

Two ZA double-vectors

(FEAT_SME2)

31	30	29	28	27	26	25	24	23	22	21	20	19	18	17	16	15	14	13	12	11	10	9	8	7	6	5	4	3	2	1	0
1	1	0	0	0	0	0	1	1	1	1	Zm				0	0	Rv		0	1	0	Zn				0	0	0	0	off2	
																												U		S	

Encoding

SMLAL ZA.S[<Wv>, <offs1>:<offs2>{, VGx2}], { <Zn1>.H-<Zn2>.H }, { <Zm1>.H-<Zm2>.H }

Decode for this encoding

```
if !IsFeatureImplemented(FEAT_SME2) then EndOfDecode(Decode_UNDEF);
constant integer esize = 32;
constant integer v = UInt('010':Rv);
constant integer n = UInt(Zn:'0');
constant integer m = UInt(Zm:'0');
constant integer offset = UInt(off2:'0');
constant integer nreg = 2;
```

Four ZA double-vectors

(FEAT_SME2)

31	30	29	28	27	26	25	24	23	22	21	20	19	18	17	16	15	14	13	12	11	10	9	8	7	6	5	4	3	2	1	0	
1	1	0	0	0	0	0	1	1	1	1	Zm				0	1	0	Rv		0	1	0	Zn				0	0	0	0	0	off2
																												U		S		

Encoding

SMLAL ZA.S[<Wv>, <offs1>:<offs2>{, VGx4}], { <Zn1>.H-<Zn4>.H }, { <Zm1>.H-<Zm4>.H }

Decode for this encoding

```
if !IsFeatureImplemented(FEAT_SME2) then EndOfDecode(Decode_UNDEF);
constant integer esize = 32;
constant integer v = UInt('010':Rv);
constant integer n = UInt(Zn:'00');
constant integer m = UInt(Zm:'00');
constant integer offset = UInt(off2:'0');
constant integer nreg = 4;
```

Assembler Symbols

<Wv> Is the 32-bit name of the vector select register W8-W11, encoded in the "Rv" field.

<offs1>	Is the first vector select offset, encoded as "off2" field times 2.
<offs2>	Is the second vector select offset, encoded as "off2" field times 2 plus 1.
<Zn1>	For the "Two ZA double-vectors" variant: is the name of the first scalable vector register of the first source multi-vector group, encoded as "Zn" times 2. For the "Four ZA double-vectors" variant: is the name of the first scalable vector register of the first source multi-vector group, encoded as "Zn" times 4.
<Zn2>	Is the name of the second scalable vector register of the first source multi-vector group, encoded as "Zn" times 2 plus 1.
<Zm1>	For the "Two ZA double-vectors" variant: is the name of the first scalable vector register of the second source multi-vector group, encoded as "Zm" times 2. For the "Four ZA double-vectors" variant: is the name of the first scalable vector register of the second source multi-vector group, encoded as "Zm" times 4.
<Zm2>	Is the name of the second scalable vector register of the second source multi-vector group, encoded as "Zm" times 2 plus 1.
<Zn4>	Is the name of the fourth scalable vector register of the first source multi-vector group, encoded as "Zn" times 4 plus 3.
<Zm4>	Is the name of the fourth scalable vector register of the second source multi-vector group, encoded as "Zm" times 4 plus 3.

Operation

```

CheckStreamingSVEAndZAAEnabled();
constant integer VL = CurrentVL;
constant integer elements = VL DIV esize;
constant integer vectors = VL DIV 8;
constant integer vstride = vectors DIV nreg;
constant bits(32) vbase = X[v, 32];
integer vec = (UInt(vbase) + offset) MOD vstride;
bits(VL) result;
vec = vec - (vec MOD 2);

for r = 0 to nreg-1
    constant bits(VL) operand1 = Z[n+r, VL];
    constant bits(VL) operand2 = Z[m+r, VL];
    for i = 0 to 1
        constant bits(VL) operand3 = ZAvector[vec + i, VL];
        for e = 0 to elements-1
            constant integer element1 = SInt(Elem[operand1, 2 * e + i, esize DIV 2]);
            constant integer element2 = SInt(Elem[operand2, 2 * e + i, esize DIV 2]);
            constant bits(esize) product = (element1 * element2)<esize-1:0>;
            Elem[result, e, esize] = Elem[operand3, e, esize] + product;
        ZAvector[vec + i, VL] = result;
    vec = vec + vstride;

```

Operational information

If PSTATE.DIT is 1:

- The execution time of this instruction is independent of:
 - The values of the data supplied in any of its registers.
 - The values of the NZCV flags.
- The response of this instruction to asynchronous exceptions does not vary based on:
 - The values of the data supplied in any of its registers.
 - The values of the NZCV flags.

Internal version only: aarchmrs v2025-03_rel, pseudocode v2025-03_rel ; Build timestamp: 2025-03-21T17:41

Copyright © 2010-2025 Arm Limited or its affiliates. All rights reserved. This document is Non-Confidential.

SMLALL (multiple and indexed vector)

Multi-vector signed integer multiply-add long-long by indexed element

This instruction multiplies each signed 8-bit or 16-bit element in the one, two, or four first source vectors with each signed 8-bit or 16-bit indexed element of the second source vector, widens each product to 32 bits or 64 bits, and destructively adds these values to the corresponding 32-bit or 64-bit elements of the ZA quad-vector groups.

The elements within the second source vector are specified using an immediate element index which selects the same element position within each 128-bit vector segment. The index range is from 0 to one less than the number of elements per 128-bit segment.

The quad-vector group within all of, each half of, or each quarter of the ZA array is selected by the sum of the vector select register and offset range, modulo all, half, or quarter the number of ZA array vectors.

The vector group symbol, VGx2 or VGx4, indicates that the ZA operand consists of two or four ZA quad-vector groups respectively. The vector group symbol is preferred for disassembly, but optional in assembler source code.

This instruction is unpredicated.

ID_AA64SMFR0_EL1.I16I64 indicates whether the 16-bit integer variant is implemented.

It has encodings from 6 classes: [One ZA quad-vector of 32-bit elements](#) , [One ZA quad-vector of 64-bit elements](#) , [Two ZA quad-vectors of 32-bit elements](#) , [Two ZA quad-vectors of 64-bit elements](#) , [Four ZA quad-vectors of 32-bit elements](#) and [Four ZA quad-vectors of 64-bit elements](#)

One ZA quad-vector of 32-bit elements (FEAT_SME2)

31	30	29	28	27	26	25	24	23	22	21	20	19	18	17	16	15	14	13	12	11	10	9	8	7	6	5	4	3	2	1	0
1	1	0	0	0	0	0	1	0	0	0	0	Zm			i4h	Rv	i4l			Zn			0	0	0	off2					
U S op																															

Encoding

SMLALL ZA.S[<Wv>, <offs1>:<offs4>], <Zn>.B, <Zm>.B[<index>]

Decode for this encoding

```
if !IsFeatureImplemented(FEAT_SME2) then EndOfDecode(Decode_UNDEF);
constant integer esize = 32;
constant integer v = UInt('010':Rv);
constant integer n = UInt(Zn);
constant integer m = UInt('0':Zm);
constant integer offset = UInt(off2:'00');
constant integer index = UInt(i4h:i4l);
constant integer nreg = 1;
```

One ZA quad-vector of 64-bit elements (FEAT_SME2 && FEAT_SME_I16I64)

31	30	29	28	27	26	25	24	23	22	21	20	19	18	17	16	15	14	13	12	11	10	9	8	7	6	5	4	3	2	1	0
1	1	0	0	0	0	0	1	1	0	0	0	Zm			i3h	Rv	0	i3l	Zn			0	0	0	off2						
U S																															

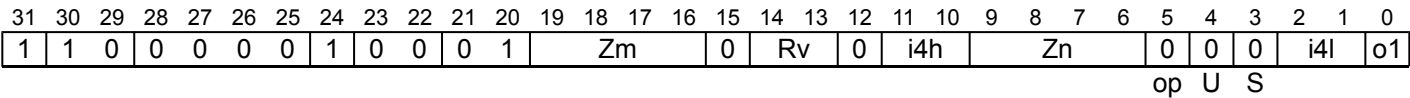
Encoding

SMLALL ZA.D[<Wv>, <offs1>:<offs4>], <Zn>.H, <Zm>.H[<index>]

Decode for this encoding

```
if !(IsFeatureImplemented(FEAT_SME2) && IsFeatureImplemented(FEAT_SME_I16I64)) then
    EndOfDecode(Decode_UNDEF);
constant integer esize = 64;
constant integer v = UInt('010':Rv);
constant integer n = UInt(Zn);
constant integer m = UInt('0':Zm);
constant integer offset = UInt(off2:'00');
constant integer index = UInt(i3h:i3l);
constant integer nreg = 1;
```

Two ZA quad-vectors of 32-bit elements
(FEAT_SME2)



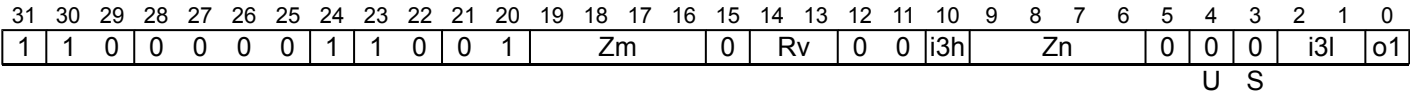
Encoding

SMLALL ZA.S[<Wv>, <offs1>:<offs4>{, VGx2}], { <Zn1>.B-<Zn2>.B }, <Zm>.B[<index>]

Decode for this encoding

```
if !IsFeatureImplemented(FEAT_SME2) then EndOfDecode(Decode_UNDEF);
constant integer esize = 32;
constant integer v = UInt('010':Rv);
constant integer n = UInt(Zn:'0');
constant integer m = UInt('0':Zm);
constant integer offset = UInt(o1:'00');
constant integer index = UInt(i4h:i4l);
constant integer nreg = 2;
```

Two ZA quad-vectors of 64-bit elements
(FEAT_SME2 && FEAT_SME_I16I64)



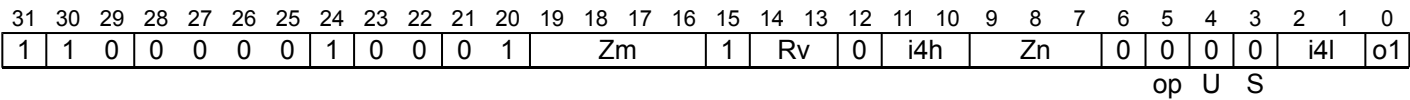
Encoding

SMLALL ZA.D[<Wv>, <offs1>:<offs4>{, VGx2}], { <Zn1>.H-<Zn2>.H }, <Zm>.H[<index>]

Decode for this encoding

```
if !(IsFeatureImplemented(FEAT_SME2) && IsFeatureImplemented(FEAT_SME_I16I64)) then
    EndOfDecode(Decode_UNDEF);
constant integer esize = 64;
constant integer v = UInt('010':Rv);
constant integer n = UInt(Zn:'0');
constant integer m = UInt('0':Zm);
constant integer offset = UInt(o1:'00');
constant integer index = UInt(i3h:i3l);
constant integer nreg = 2;
```

Four ZA quad-vectors of 32-bit elements
(FEAT_SME2)



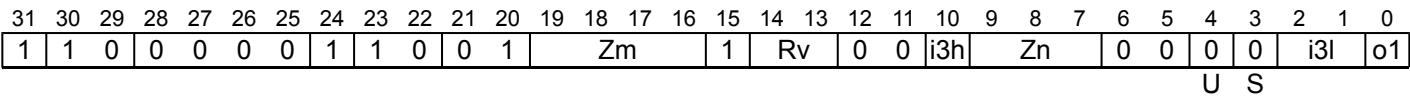
Encoding

```
SMLALL ZA.S[<Wv>, <offs1>:<offs4>{, VGx4}], { <Zn1>.B-<Zn4>.B }, <Zm>.B[<index>]
```

Decode for this encoding

```
if !IsFeatureImplemented(FEAT_SME2) then EndOfDecode(Decode_UNDEF);
constant integer esize = 32;
constant integer v = UInt('010':Rv);
constant integer n = UInt(Zn:'00');
constant integer m = UInt('0':Zm);
constant integer offset = UInt(o1:'00');
constant integer index = UInt(i4h:i4l);
constant integer nreg = 4;
```

Four ZA quad-vectors of 64-bit elements
(FEAT_SME2 && FEAT_SME_I16I64)



Encoding

```
SMLALL ZA.D[<Wv>, <offs1>:<offs4>{, VGx4}], { <Zn1>.H-<Zn4>.H }, <Zm>.H[<index>]
```

Decode for this encoding

```
if !(IsFeatureImplemented(FEAT_SME2) && IsFeatureImplemented(FEAT_SME_I16I64)) then
    EndOfDecode(Decode_UNDEF);
constant integer esize = 64;
constant integer v = UInt('010':Rv);
constant integer n = UInt(Zn:'00');
constant integer m = UInt('0':Zm);
constant integer offset = UInt(o1:'00');
constant integer index = UInt(i3h:i3l);
constant integer nreg = 4;
```

Assembler Symbols

- <Wv> Is the 32-bit name of the vector select register W8-W11, encoded in the "Rv" field.
- <offs1> For the "One ZA quad-vector of 32-bit elements" and "One ZA quad-vector of 64-bit elements" variants: is the first vector select offset, encoded as "off2" field times 4.
For the "Four ZA quad-vectors of 32-bit elements", "Four ZA quad-vectors of 64-bit elements", "Two ZA quad-vectors of 32-bit elements", and "Two ZA quad-vectors of 64-bit elements" variants: is the first vector select offset, encoded as "o1" field times 4.
- <offs4> For the "One ZA quad-vector of 32-bit elements" and "One ZA quad-vector of 64-bit elements" variants: is the fourth vector select offset, encoded as "off2" field times 4 plus 3.
For the "Four ZA quad-vectors of 32-bit elements", "Four ZA quad-vectors of 64-bit elements", "Two ZA quad-vectors of 32-bit elements", and "Two ZA quad-vectors of 64-bit elements" variants: is the fourth vector select offset, encoded as "o1" field times 4 plus 3.
- <Zn> Is the name of the first source scalable vector register, encoded in the "Zn" field.
- <Zm> Is the name of the second source scalable vector register Z0-Z15, encoded in the "Zm" field.

<index>	For the "Four ZA quad-vectors of 32-bit elements", "One ZA quad-vector of 32-bit elements", and "Two ZA quad-vectors of 32-bit elements" variants: is the element index, in the range 0 to 15, encoded in the "i4h:i4l" fields. For the "Four ZA quad-vectors of 64-bit elements", "One ZA quad-vector of 64-bit elements", and "Two ZA quad-vectors of 64-bit elements" variants: is the element index, in the range 0 to 7, encoded in the "i3h:i3l" fields.
<Zn1>	For the "Two ZA quad-vectors of 32-bit elements" and "Two ZA quad-vectors of 64-bit elements" variants: is the name of the first scalable vector register of the first source multi-vector group, encoded as "Zn" times 2. For the "Four ZA quad-vectors of 32-bit elements" and "Four ZA quad-vectors of 64-bit elements" variants: is the name of the first scalable vector register of the first source multi-vector group, encoded as "Zn" times 4.
<Zn2>	Is the name of the second scalable vector register of the first source multi-vector group, encoded as "Zn" times 2 plus 1.
<Zn4>	Is the name of the fourth scalable vector register of the first source multi-vector group, encoded as "Zn" times 4 plus 3.

Operation

```

CheckStreamingSVEAndZAAEnabled();
constant integer VL = CurrentVL;
constant integer elements = VL DIV esize;
constant integer vectors = VL DIV 8;
constant integer vstride = vectors DIV nreg;
constant integer eltspersegment = 128 DIV esize;
constant bits(32) vbase = X[v, 32];
integer vec = (UInt(vbase) + offset) MOD vstride;
bits(VL) result;
vec = vec - (vec MOD 4);

for r = 0 to nreg-1
  constant bits(VL) operand1 = Z[n+r, VL];
  constant bits(VL) operand2 = Z[m, VL];
  for i = 0 to 3
    constant bits(VL) operand3 = ZAvector[vec + i, VL];
    for e = 0 to elements-1
      constant integer segmentbase = e - (e MOD eltspersegment);
      constant integer s = 4 * segmentbase + index;
      constant integer element1 = SInt(Elem[operand1, 4 * e + i, esize DIV 4]);
      constant integer element2 = SInt(Elem[operand2, s, esize DIV 4]);
      constant bits(esize) product = (element1 * element2) < esize-1:0>;
      Elem[result, e, esize] = Elem[operand3, e, esize] + product;
    ZAvector[vec + i, VL] = result;
  vec = vec + vstride;

```

Operational information

If PSTATE.DIT is 1:

- The execution time of this instruction is independent of:
 - The values of the data supplied in any of its registers.
 - The values of the NZCV flags.
- The response of this instruction to asynchronous exceptions does not vary based on:
 - The values of the data supplied in any of its registers.
 - The values of the NZCV flags.

Internal version only: aarchmrs v2025-03_rel, pseudocode v2025-03_rel ; Build timestamp: 2025-03-21T17:41

Copyright © 2010-2025 Arm Limited or its affiliates. All rights reserved. This document is Non-Confidential.

SMLALL (multiple and single vector)

Multi-vector signed integer multiply-add long-long by vector

This instruction multiplies each signed 8-bit or 16-bit element in the one, two, or four first source vectors with each signed 8-bit or 16-bit element in the second source vector, widens each product to 32 bits or 64 bits, and destructively adds these values to the corresponding 32-bit or 64-bit elements of the ZA quad-vector groups.

The quad-vector group within all of, each half of, or each quarter of the ZA array is selected by the sum of the vector select register and offset range, modulo all, half, or quarter the number of ZA array vectors.

The vector group symbol, VGx2 or VGx4, indicates that the ZA operand consists of two or four ZA quad-vector groups respectively. The vector group symbol is preferred for disassembly, but optional in assembler source code.

This instruction is unpredicated.

ID_AA64SMFR0_EL1.I16I64 indicates whether the 16-bit integer variant is implemented.

It has encodings from 3 classes: [One ZA quad-vector](#) , [Two ZA quad-vectors](#) and [Four ZA quad-vectors](#)

One ZA quad-vector (FEAT_SME2)

31	30	29	28	27	26	25	24	23	22	21	20	19	18	17	16	15	14	13	12	11	10	9	8	7	6	5	4	3	2	1	0
1	1	0	0	0	0	0	1	0	sz	1	0	Zm			0	Rv	0	0	1	Zn				0	0	0	off2				
U S op																															

Encoding

SMLALL ZA.<T>[<Wv>, <offs1>:<offs4>], <Zn>.<Tb>, <Zm>.<Tb>

Decode for this encoding

```
if !IsFeatureImplemented(FEAT_SME2) then EndOfDecode(Decode_UNDEF);
if sz == '1' && !IsFeatureImplemented(FEAT_SME_I16I64) then EndOfDecode(Decode_UNDEF);
constant integer esize = 32 << UInt(sz);
constant integer v = UInt('010':Rv);
constant integer n = UInt(Zn);
constant integer m = UInt('0':Zm);
constant integer offset = UInt(off2:'00');
constant integer nreg = 1;
```

Two ZA quad-vectors (FEAT_SME2)

31	30	29	28	27	26	25	24	23	22	21	20	19	18	17	16	15	14	13	12	11	10	9	8	7	6	5	4	3	2	1	0		
1	1	0	0	0	0	0	1	0	sz	1	0	Zm			0	Rv	0	0	0	Zn				0	0	0	0	0	0	0	0	0	1
U S op																																	

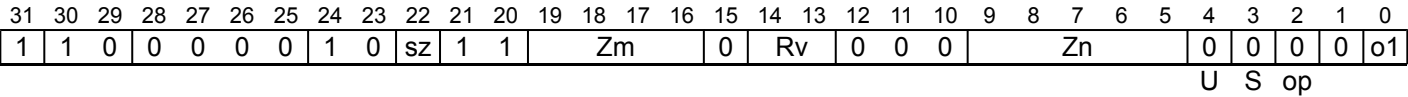
Encoding

SMLALL ZA.<T>[<Wv>, <offs1>:<offs4>{, VGx2}], { <Zn1>.<Tb>-<Zn2>.<Tb> }, <Zm>.<Tb>

Decode for this encoding

```
if !IsFeatureImplemented(FEAT_SME2) then EndOfDecode(Decode_UNDEF);
if sz == '1' && !IsFeatureImplemented(FEAT_SME_I16I64) then EndOfDecode(Decode_UNDEF);
constant integer esize = 32 << UInt(sz);
constant integer v = UInt('010':Rv);
constant integer n = UInt(Zn);
constant integer m = UInt('0':Zm);
constant integer offset = UInt(o1:'00');
constant integer nreg = 2;
```

Four ZA quad-vectors
(FEAT_SME2)



Encoding

```
SMLALL ZA.<T>[<Wv>, <offs1>:<offs4>{, VGx4}], { <Zn1>.<Tb>-<Zn4>.<Tb> }, <Zm>.<Tb>
```

Decode for this encoding

```
if !IsFeatureImplemented(FEAT_SME2) then EndOfDecode(Decode_UNDEF);
if sz == '1' && !IsFeatureImplemented(FEAT_SME_I16I64) then EndOfDecode(Decode_UNDEF);
constant integer esize = 32 << UInt(sz);
constant integer v = UInt('010':Rv);
constant integer n = UInt(Zn);
constant integer m = UInt('0':Zm);
constant integer offset = UInt(o1:'00');
constant integer nreg = 4;
```

Assembler Symbols

- <T>

Is the size specifier, encoded in “sz”:

sz	<T>
0	S
1	D
- <Wv>

Is the 32-bit name of the vector select register W8-W11, encoded in the "Rv" field.
- <offs1>

For the "One ZA quad-vector" variant: is the first vector select offset, encoded as "off2" field times 4.
For the "Four ZA quad-vectors" and "Two ZA quad-vectors" variants: is the first vector select offset, encoded as "o1" field times 4.
- <offs4>

For the "One ZA quad-vector" variant: is the fourth vector select offset, encoded as "off2" field times 4 plus 3.
For the "Four ZA quad-vectors" and "Two ZA quad-vectors" variants: is the fourth vector select offset, encoded as "o1" field times 4 plus 3.
- <Zn>

Is the name of the first source scalable vector register, encoded in the "Zn" field.
- <Tb>

Is the size specifier, encoded in “sz”:

sz	<Tb>
0	B
1	H
- <Zm>

Is the name of the second source scalable vector register Z0-Z15, encoded in the "Zm" field.
- <Zn1>

Is the name of the first scalable vector register of the first source multi-vector group, encoded as "Zn".
- <Zn2>

Is the name of the second scalable vector register of the first source multi-vector group, encoded as "Zn" plus 1 modulo 32.
- <Zn4>

Is the name of the fourth scalable vector register of the first source multi-vector group, encoded as "Zn" plus 3 modulo 32.

Operation

```
CheckStreamingSVEAndZAAEnabled();
constant integer VL = CurrentVL;
constant integer elements = VL DIV esize;
constant integer vectors = VL DIV 8;
constant integer vstride = vectors DIV nreg;
constant bits(32) vbase = X[v, 32];
integer vec = (UInt(vbase) + offset) MOD vstride;
bits(VL) result;
vec = vec - (vec MOD 4);

for r = 0 to nreg-1
    constant bits(VL) operand1 = Z[(n+r) MOD 32, VL];
    constant bits(VL) operand2 = Z[m, VL];
    for i = 0 to 3
        constant bits(VL) operand3 = ZAvector[vec + i, VL];
        for e = 0 to elements-1
            constant integer element1 = SInt(Elem[operand1, 4 * e + i, esize DIV 4]);
            constant integer element2 = SInt(Elem[operand2, 4 * e + i, esize DIV 4]);
            constant bits(esize) product = (element1 * element2) < esize-1:0>;
            Elem[result, e, esize] = Elem[operand3, e, esize] + product;
        ZAvector[vec + i, VL] = result;
    vec = vec + vstride;
```

Operational information

If PSTATE.DIT is 1:

- The execution time of this instruction is independent of:
 - The values of the data supplied in any of its registers.
 - The values of the NZCV flags.
- The response of this instruction to asynchronous exceptions does not vary based on:
 - The values of the data supplied in any of its registers.
 - The values of the NZCV flags.

Internal version only: aarchmrs v2025-03_rel, pseudocode v2025-03_rel ; Build timestamp: 2025-03-21T17:41

Copyright © 2010-2025 Arm Limited or its affiliates. All rights reserved. This document is Non-Confidential.

SMLALL (multiple vectors)

Multi-vector signed integer multiply-add long-long

This instruction multiplies each signed 8-bit or 16-bit element in the two or four first source vectors with each signed 8-bit or 16-bit element in the one, two, or four second source vectors, widens each product to 32 bits or 64 bits, and destructively adds these values to the corresponding 32-bit or 64-bit elements of the ZA quad-vector groups.

The quad-vector group within each half of or each quarter of the ZA array is selected by the sum of the vector select register and offset range, modulo half or quarter the number of ZA array vectors.

The vector group symbol, VGx2 or VGx4, indicates that the ZA operand consists of two or four ZA quad-vector groups respectively. The vector group symbol is preferred for disassembly, but optional in assembler source code.

This instruction is unpredicated.

ID_AA64SMFR0_EL1.I16I64 indicates whether the 16-bit integer variant is implemented.

It has encodings from 2 classes: [Two ZA quad-vectors](#) and [Four ZA quad-vectors](#)

Two ZA quad-vectors (FEAT_SME2)

31	30	29	28	27	26	25	24	23	22	21	20	19	18	17	16	15	14	13	12	11	10	9	8	7	6	5	4	3	2	1	0
1	1	0	0	0	0	0	1	1	sz	1	Zm			0	0	Rv		0	0	0	Zn			0	0	0	0	0	0	0	o1
U S op																															

Encoding

SMLALL ZA.<T>[<Wv>, <offs1>:<offs4>{, VGx2}], { <Zn1>.<Tb>-<Zn2>.<Tb> }, { <Zm1>.<Tb>-<Zm2>.<Tb> }

Decode for this encoding

```
if !IsFeatureImplemented(FEAT_SME2) then EndOfDecode(Decode_UNDEF);
if sz == '1' && !IsFeatureImplemented(FEAT_SME_I16I64) then EndOfDecode(Decode_UNDEF);
constant integer esize = 32 << UInt(sz);
constant integer v = UInt('010':Rv);
constant integer n = UInt(Zn:'0');
constant integer m = UInt(Zm:'0');
constant integer offset = UInt(o1:'00');
constant integer nreg = 2;
```

Four ZA quad-vectors (FEAT_SME2)

31	30	29	28	27	26	25	24	23	22	21	20	19	18	17	16	15	14	13	12	11	10	9	8	7	6	5	4	3	2	1	0
1	1	0	0	0	0	0	1	1	sz	1	Zm		0	1	0	Rv		0	0	0	Zn		0	0	0	0	0	0	0	0	o1
U S op																															

Encoding

SMLALL ZA.<T>[<Wv>, <offs1>:<offs4>{, VGx4}], { <Zn1>.<Tb>-<Zn4>.<Tb> }, { <Zm1>.<Tb>-<Zm4>.<Tb> }

Decode for this encoding

```
if !IsFeatureImplemented(FEAT_SME2) then EndOfDecode(Decode_UNDEF);
if sz == '1' && !IsFeatureImplemented(FEAT_SME_I16I64) then EndOfDecode(Decode_UNDEF);
constant integer esize = 32 << UInt(sz);
constant integer v = UInt('010':Rv);
constant integer n = UInt(Zn:'00');
constant integer m = UInt(Zm:'00');
constant integer offset = UInt(o1:'00');
constant integer nreg = 4;
```

Assembler Symbols

<T> Is the size specifier, encoded in “sz”:

sz	<T>
0	S
1	D

<Wv> Is the 32-bit name of the vector select register W8-W11, encoded in the "Rv" field.

<offs1> Is the first vector select offset, encoded as "o1" field times 4.

<offs4> Is the fourth vector select offset, encoded as "o1" field times 4 plus 3.

<Zn1> For the "Two ZA quad-vectors" variant: is the name of the first scalable vector register of the first source multi-vector group, encoded as "Zn" times 2.

For the "Four ZA quad-vectors" variant: is the name of the first scalable vector register of the first source multi-vector group, encoded as "Zn" times 4.

<Tb> Is the size specifier, encoded in “sz”:

sz	<Tb>
0	B
1	H

<Zn2> Is the name of the second scalable vector register of the first source multi-vector group, encoded as "Zn" times 2 plus 1.

<Zm1> For the "Two ZA quad-vectors" variant: is the name of the first scalable vector register of the second source multi-vector group, encoded as "Zm" times 2.

For the "Four ZA quad-vectors" variant: is the name of the first scalable vector register of the second source multi-vector group, encoded as "Zm" times 4.

<Zm2> Is the name of the second scalable vector register of the second source multi-vector group, encoded as "Zm" times 2 plus 1.

<Zn4> Is the name of the fourth scalable vector register of the first source multi-vector group, encoded as "Zn" times 4 plus 3.

<Zm4> Is the name of the fourth scalable vector register of the second source multi-vector group, encoded as "Zm" times 4 plus 3.

Operation

```

CheckStreamingSVEAndZAAEnabled();
constant integer VL = CurrentVL;
constant integer elements = VL DIV esize;
constant integer vectors = VL DIV 8;
constant integer vstride = vectors DIV nreg;
constant bits(32) vbase = X[v, 32];
integer vec = (UInt(vbase) + offset) MOD vstride;
bits(VL) result;
vec = vec - (vec MOD 4);

for r = 0 to nreg-1
    constant bits(VL) operand1 = Z[n+r, VL];
    constant bits(VL) operand2 = Z[m+r, VL];
    for i = 0 to 3
        constant bits(VL) operand3 = ZAvector[vec + i, VL];
        for e = 0 to elements-1
            constant integer element1 = SInt(Elem[operand1, 4 * e + i, esize DIV 4]);
            constant integer element2 = SInt(Elem[operand2, 4 * e + i, esize DIV 4]);
            constant bits(esize) product = (element1 * element2) < esize-1:0>;
            Elem[result, e, esize] = Elem[operand3, e, esize] + product;
        ZAvector[vec + i, VL] = result;
    vec = vec + vstride;

```

Operational information

If PSTATE.DIT is 1:

- The execution time of this instruction is independent of:
 - The values of the data supplied in any of its registers.

- The values of the NZCV flags.
- The response of this instruction to asynchronous exceptions does not vary based on:
 - The values of the data supplied in any of its registers.
 - The values of the NZCV flags.

Internal version only: aarchmrs v2025-03_rel, pseudocode v2025-03_rel ; Build timestamp: 2025-03-21T17:41

Copyright © 2010-2025 Arm Limited or its affiliates. All rights reserved. This document is Non-Confidential.

SMLS (multiple and indexed vector)

Multi-vector signed integer multiply-subtract long by indexed element

This instruction multiplies each signed 16-bit element in the one, two, or four first source vectors with each signed 16-bit indexed element of the second source vector, widens each product to 32 bits, and destructively subtracts these values from the corresponding 32-bit elements of the ZA double-vector groups.

The elements within the second source vector are specified using an immediate element index which selects the same element position within each 128-bit vector segment. The index range is from 0 to 7.

The double-vector group within all of, each half of, or each quarter of the ZA array is selected by the sum of the vector select register and offset range, modulo all, half, or quarter the number of ZA array vectors.

The vector group symbol, VGx2 or VGx4, indicates that the ZA operand consists of two or four ZA double-vector groups respectively. The vector group symbol is preferred for disassembly, but optional in assembler source code.

This instruction is unpredicated.

It has encodings from 3 classes: [One ZA double-vector](#) , [Two ZA double-vectors](#) and [Four ZA double-vectors](#)

One ZA double-vector (FEAT_SME2)

31	30	29	28	27	26	25	24	23	22	21	20	19	18	17	16	15	14	13	12	11	10	9	8	7	6	5	4	3	2	1	0
1	1	0	0	0	0	0	1	1	1	0	0	Zm			i3h	Rv	1	i3l	Zn			0		1	off3			U		S	

Encoding

SMLS ZA.S[<Wv>, <offs1>:<offs2>], <Zn>.H, <Zm>.H[<index>]

Decode for this encoding

```
if !IsFeatureImplemented(FEAT_SME2) then EndOfDecode(Decode_UNDEF);
constant integer esize = 32;
constant integer v = UInt('010':Rv);
constant integer n = UInt(Zn);
constant integer m = UInt('0':Zm);
constant integer offset = UInt(off3:'0');
constant integer index = UInt(i3h:i3l);
constant integer nreg = 1;
```

Two ZA double-vectors (FEAT_SME2)

31	30	29	28	27	26	25	24	23	22	21	20	19	18	17	16	15	14	13	12	11	10	9	8	7	6	5	4	3	2	1	0
1	1	0	0	0	0	0	1	1	1	0	1	Zm			0	Rv	1	i3h	Zn			0	0	1	i3l	off2			U		S

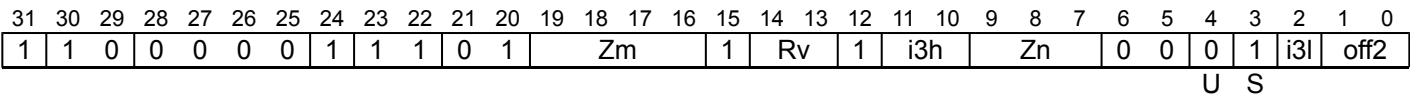
Encoding

SMLS ZA.S[<Wv>, <offs1>:<offs2>{, VGx2}], { <Zn1>.H-<Zn2>.H }, <Zm>.H[<index>]

Decode for this encoding

```
if !IsFeatureImplemented(FEAT_SME2) then EndOfDecode(Decode_UNDEF);
constant integer esize = 32;
constant integer v = UInt('010':Rv);
constant integer n = UInt(Zn:'0');
constant integer m = UInt('0':Zm);
constant integer offset = UInt(off2:'0');
constant integer index = UInt(i3h:i3l);
constant integer nreg = 2;
```

Four ZA double-vectors
(FEAT_SME2)



Encoding

```
SMLS ZA.S[<Wv>, <offs1>:<offs2>{, VGx4}], { <Zn1>.H-<Zn4>.H }, <Zm>.H[<index>]
```

Decode for this encoding

```
if !IsFeatureImplemented(FEAT_SME2) then EndOfDecode(Decode_UNDEF);
constant integer esize = 32;
constant integer v = UInt('010':Rv);
constant integer n = UInt(Zn:'00');
constant integer m = UInt('0':Zm);
constant integer offset = UInt(off2:'0');
constant integer index = UInt(i3h:i3l);
constant integer nreg = 4;
```

Assembler Symbols

- <Wv> Is the 32-bit name of the vector select register W8-W11, encoded in the "Rv" field.
- <offs1> For the "One ZA double-vector" variant: is the first vector select offset, encoded as "off3" field times 2.
For the "Four ZA double-vectors" and "Two ZA double-vectors" variants: is the first vector select offset, encoded as "off2" field times 2.
- <offs2> For the "One ZA double-vector" variant: is the second vector select offset, encoded as "off3" field times 2 plus 1.
For the "Four ZA double-vectors" and "Two ZA double-vectors" variants: is the second vector select offset, encoded as "off2" field times 2 plus 1.
- <Zn> Is the name of the first source scalable vector register, encoded in the "Zn" field.
- <Zm> Is the name of the second source scalable vector register Z0-Z15, encoded in the "Zm" field.
- <index> Is the element index, in the range 0 to 7, encoded in the "i3h:i3l" fields.
- <Zn1> For the "Two ZA double-vectors" variant: is the name of the first scalable vector register of the first source multi-vector group, encoded as "Zn" times 2.
For the "Four ZA double-vectors" variant: is the name of the first scalable vector register of the first source multi-vector group, encoded as "Zn" times 4.
- <Zn2> Is the name of the second scalable vector register of the first source multi-vector group, encoded as "Zn" times 2 plus 1.
- <Zn4> Is the name of the fourth scalable vector register of the first source multi-vector group, encoded as "Zn" times 4 plus 3.

Operation

```
CheckStreamingSVEAndZAAEnabled();
constant integer VL = CurrentVL;
constant integer elements = VL DIV esize;
constant integer vectors = VL DIV 8;
constant integer vstride = vectors DIV nreg;
constant integer eltspersegment = 128 DIV esize;
constant bits(32) vbase = X[v, 32];
integer vec = (UInt(vbase) + offset) MOD vstride;
bits(VL) result;
vec = vec - (vec MOD 2);

for r = 0 to nreg-1
    constant bits(VL) operand1 = Z[n+r, VL];
    constant bits(VL) operand2 = Z[m, VL];
    for i = 0 to 1
        constant bits(VL) operand3 = ZAvector[vec + i, VL];
        for e = 0 to elements-1
            constant integer segmentbase = e - (e MOD eltspersegment);
            constant integer s = 2 * segmentbase + index;
            constant integer element1 = SInt(Elem[operand1, 2 * e + i, esize DIV 2]);
            constant integer element2 = SInt(Elem[operand2, s, esize DIV 2]);
            constant bits(esize) product = (element1 * element2) < esize-1:0 >;
            Elem[result, e, esize] = Elem[operand3, e, esize] - product;
        ZAvector[vec + i, VL] = result;
    vec = vec + vstride;
```

Operational information

If PSTATE.DIT is 1:

- The execution time of this instruction is independent of:
 - The values of the data supplied in any of its registers.
 - The values of the NZCV flags.
- The response of this instruction to asynchronous exceptions does not vary based on:
 - The values of the data supplied in any of its registers.
 - The values of the NZCV flags.

Internal version only: aarchmrs v2025-03_rel, pseudocode v2025-03_rel ; Build timestamp: 2025-03-21T17:41

Copyright © 2010-2025 Arm Limited or its affiliates. All rights reserved. This document is Non-Confidential.

SMLSL (multiple and single vector)

Multi-vector signed integer multiply-subtract long by vector

This instruction multiplies each signed 16-bit element in the one, two, or four first source vectors with each signed 16-bit element in the second source vector, widens each product to 32 bits, and destructively subtracts these values from the corresponding 32-bit elements of the ZA double-vector groups.

The double-vector group within all of, each half of, or each quarter of the ZA array is selected by the sum of the vector select register and offset range, modulo all, half, or quarter the number of ZA array vectors.

The vector group symbol, VGx2 or VGx4, indicates that the ZA operand consists of two or four ZA double-vector groups respectively. The vector group symbol is preferred for disassembly, but optional in assembler source code.

This instruction is unpredicated.

It has encodings from 3 classes: [One ZA double-vector](#) , [Two ZA double-vectors](#) and [Four ZA double-vectors](#)

One ZA double-vector

(FEAT_SME2)

31	30	29	28	27	26	25	24	23	22	21	20	19	18	17	16	15	14	13	12	11	10	9	8	7	6	5	4	3	2	1	0		
1	1	0	0	0	0	0	1	0	1	1	0	Zm			0	Rv	0	1	1	Zn			0	1	off3								
																												U		S			

Encoding

SMLSL ZA.S[<Wv>, <offs1>:<offs2>], <Zn>.H, <Zm>.H

Decode for this encoding

```
if !IsFeatureImplemented(FEAT_SME2) then EndOfDecode(Decode_UNDEF);
constant integer esize = 32;
constant integer v = UInt('010':Rv);
constant integer n = UInt(Zn);
constant integer m = UInt('0':Zm);
constant integer offset = UInt(off3:'0');
constant integer nreg = 1;
```

Two ZA double-vectors

(FEAT_SME2)

31	30	29	28	27	26	25	24	23	22	21	20	19	18	17	16	15	14	13	12	11	10	9	8	7	6	5	4	3	2	1	0		
1	1	0	0	0	0	0	1	0	1	1	0	Zm			0	Rv	0	1	0	Zn			0	1	0	off2							
																												U		S	op		

Encoding

SMLSL ZA.S[<Wv>, <offs1>:<offs2>{, VGx2}], { <Zn1>.H-<Zn2>.H }, <Zm>.H

Decode for this encoding

```
if !IsFeatureImplemented(FEAT_SME2) then EndOfDecode(Decode_UNDEF);
constant integer esize = 32;
constant integer v = UInt('010':Rv);
constant integer n = UInt(Zn);
constant integer m = UInt('0':Zm);
constant integer offset = UInt(off2:'0');
constant integer nreg = 2;
```

Four ZA double-vectors (FEAT_SME2)

31	30	29	28	27	26	25	24	23	22	21	20	19	18	17	16	15	14	13	12	11	10	9	8	7	6	5	4	3	2	1	0
1	1	0	0	0	0	0	1	0	1	1	1	Zm				0	Rv	0	1	0	Zn				0	1	0	off2			
U																												S	op		

Encoding

SMLS ZA.S[<Wv>, <offs1>:<offs2>{, VGx4}], { <Zn1>.H-<Zn4>.H }, <Zm>.H

Decode for this encoding

```
if !IsFeatureImplemented(FEAT_SME2) then EndOfDecode(Decode_UNDEF);
constant integer esize = 32;
constant integer v = UInt('010':Rv);
constant integer n = UInt(Zn);
constant integer m = UInt('0':Zm);
constant integer offset = UInt(off2:'0');
constant integer nreg = 4;
```

Assembler Symbols

<Wv>	Is the 32-bit name of the vector select register W8-W11, encoded in the "Rv" field.
<offs1>	For the "One ZA double-vector" variant: is the first vector select offset, encoded as "off3" field times 2. For the "Four ZA double-vectors" and "Two ZA double-vectors" variants: is the first vector select offset, encoded as "off2" field times 2.
<offs2>	For the "One ZA double-vector" variant: is the second vector select offset, encoded as "off3" field times 2 plus 1. For the "Four ZA double-vectors" and "Two ZA double-vectors" variants: is the second vector select offset, encoded as "off2" field times 2 plus 1.
<Zn>	Is the name of the first source scalable vector register, encoded in the "Zn" field.
<Zm>	Is the name of the second source scalable vector register Z0-Z15, encoded in the "Zm" field.
<Zn1>	Is the name of the first scalable vector register of the first source multi-vector group, encoded as "Zn".
<Zn2>	Is the name of the second scalable vector register of the first source multi-vector group, encoded as "Zn" plus 1 modulo 32.
<Zn4>	Is the name of the fourth scalable vector register of the first source multi-vector group, encoded as "Zn" plus 3 modulo 32.

Operation

```
CheckStreamingSVEAndZAAEnabled();
constant integer VL = CurrentVL;
constant integer elements = VL DIV esize;
constant integer vectors = VL DIV 8;
constant integer vstride = vectors DIV nreg;
constant bits(32) vbase = X[v, 32];
integer vec = (UInt(vbase) + offset) MOD vstride;
bits(VL) result;
vec = vec - (vec MOD 2);

for r = 0 to nreg-1
    constant bits(VL) operand1 = Z[(n+r) MOD 32, VL];
    constant bits(VL) operand2 = Z[m, VL];
    for i = 0 to 1
        constant bits(VL) operand3 = ZAvector[vec + i, VL];
        for e = 0 to elements-1
            constant integer element1 = SInt(Elem[operand1, 2 * e + i, esize DIV 2]);
            constant integer element2 = SInt(Elem[operand2, 2 * e + i, esize DIV 2]);
            constant bits(esize) product = (element1 * element2)<esize-1:0>;
            Elem[result, e, esize] = Elem[operand3, e, esize] - product;
        ZAvector[vec + i, VL] = result;
    vec = vec + vstride;
```

Operational information

If PSTATE.DIT is 1:

- The execution time of this instruction is independent of:
 - The values of the data supplied in any of its registers.
 - The values of the NZCV flags.
- The response of this instruction to asynchronous exceptions does not vary based on:
 - The values of the data supplied in any of its registers.
 - The values of the NZCV flags.

Internal version only: aarchmrs v2025-03_rel, pseudocode v2025-03_rel ; Build timestamp: 2025-03-21T17:41

Copyright © 2010-2025 Arm Limited or its affiliates. All rights reserved. This document is Non-Confidential.

SMLSL (multiple vectors)

Multi-vector signed integer multiply-subtract long

This instruction multiplies each signed 16-bit element in the two or four first source vectors with each signed 16-bit element in the two or four second source vectors, widens each product to 32 bits, and destructively subtracts these values from the corresponding 32-bit elements of the ZA double-vector groups.

The double-vector group within each half of or each quarter of the ZA array is selected by the sum of the vector select register and offset range, modulo half or quarter the number of ZA array vectors.

The vector group symbol, VGx2 or VGx4, indicates that the ZA operand consists of two or four ZA double-vector groups respectively. The vector group symbol is preferred for disassembly, but optional in assembler source code.

This instruction is unpredicated.

It has encodings from 2 classes: [Two ZA double-vectors](#) and [Four ZA double-vectors](#)

Two ZA double-vectors

(FEAT_SME2)

31	30	29	28	27	26	25	24	23	22	21	20	19	18	17	16	15	14	13	12	11	10	9	8	7	6	5	4	3	2	1	0
1	1	0	0	0	0	0	1	1	1	1	Zm				0	0	Rv		0	1	0	Zn				0	0	1	0	off2	
																												U S			

Encoding

SMLSL ZA.S[<Wv>, <offs1>:<offs2>{, VGx2}], { <Zn1>.H-<Zn2>.H }, { <Zm1>.H-<Zm2>.H }

Decode for this encoding

```
if !IsFeatureImplemented(FEAT_SME2) then EndOfDecode(Decode_UNDEF);
constant integer esize = 32;
constant integer v = UInt('010':Rv);
constant integer n = UInt(Zn:'0');
constant integer m = UInt(Zm:'0');
constant integer offset = UInt(off2:'0');
constant integer nreg = 2;
```

Four ZA double-vectors

(FEAT_SME2)

31	30	29	28	27	26	25	24	23	22	21	20	19	18	17	16	15	14	13	12	11	10	9	8	7	6	5	4	3	2	1	0		
1	1	0	0	0	0	0	1	1	1	1	Zm				0	1	0	Rv		0	1	0	Zn				0	0	0	1	0	off2	
																												U		S			

Encoding

SMLSL ZA.S[<Wv>, <offs1>:<offs2>{, VGx4}], { <Zn1>.H-<Zn4>.H }, { <Zm1>.H-<Zm4>.H }

Decode for this encoding

```
if !IsFeatureImplemented(FEAT_SME2) then EndOfDecode(Decode_UNDEF);
constant integer esize = 32;
constant integer v = UInt('010':Rv);
constant integer n = UInt(Zn:'00');
constant integer m = UInt(Zm:'00');
constant integer offset = UInt(off2:'0');
constant integer nreg = 4;
```

Assembler Symbols

<Wv> Is the 32-bit name of the vector select register W8-W11, encoded in the "Rv" field.

<offs1>	Is the first vector select offset, encoded as "off2" field times 2.
<offs2>	Is the second vector select offset, encoded as "off2" field times 2 plus 1.
<Zn1>	For the "Two ZA double-vectors" variant: is the name of the first scalable vector register of the first source multi-vector group, encoded as "Zn" times 2. For the "Four ZA double-vectors" variant: is the name of the first scalable vector register of the first source multi-vector group, encoded as "Zn" times 4.
<Zn2>	Is the name of the second scalable vector register of the first source multi-vector group, encoded as "Zn" times 2 plus 1.
<Zm1>	For the "Two ZA double-vectors" variant: is the name of the first scalable vector register of the second source multi-vector group, encoded as "Zm" times 2. For the "Four ZA double-vectors" variant: is the name of the first scalable vector register of the second source multi-vector group, encoded as "Zm" times 4.
<Zm2>	Is the name of the second scalable vector register of the second source multi-vector group, encoded as "Zm" times 2 plus 1.
<Zn4>	Is the name of the fourth scalable vector register of the first source multi-vector group, encoded as "Zn" times 4 plus 3.
<Zm4>	Is the name of the fourth scalable vector register of the second source multi-vector group, encoded as "Zm" times 4 plus 3.

Operation

```

CheckStreamingSVEAndZAAEnabled();
constant integer VL = CurrentVL;
constant integer elements = VL DIV esize;
constant integer vectors = VL DIV 8;
constant integer vstride = vectors DIV nreg;
constant bits(32) vbase = X[v, 32];
integer vec = (UInt(vbase) + offset) MOD vstride;
bits(VL) result;
vec = vec - (vec MOD 2);

for r = 0 to nreg-1
    constant bits(VL) operand1 = Z[n+r, VL];
    constant bits(VL) operand2 = Z[m+r, VL];
    for i = 0 to 1
        constant bits(VL) operand3 = ZAvector[vec + i, VL];
        for e = 0 to elements-1
            constant integer element1 = SInt(Elem[operand1, 2 * e + i, esize DIV 2]);
            constant integer element2 = SInt(Elem[operand2, 2 * e + i, esize DIV 2]);
            constant bits(esize) product = (element1 * element2)<esize-1:0>;
            Elem[result, e, esize] = Elem[operand3, e, esize] - product;
        ZAvector[vec + i, VL] = result;
    vec = vec + vstride;

```

Operational information

If PSTATE.DIT is 1:

- The execution time of this instruction is independent of:
 - The values of the data supplied in any of its registers.
 - The values of the NZCV flags.
- The response of this instruction to asynchronous exceptions does not vary based on:
 - The values of the data supplied in any of its registers.
 - The values of the NZCV flags.

Internal version only: aarchmrs v2025-03_rel, pseudocode v2025-03_rel ; Build timestamp: 2025-03-21T17:41

Copyright © 2010-2025 Arm Limited or its affiliates. All rights reserved. This document is Non-Confidential.

SMLSLL (multiple and indexed vector)

Multi-vector signed integer multiply-subtract long-long by indexed element

This instruction multiplies each signed 8-bit or 16-bit element in the one, two, or four first source vectors with each signed 8-bit or 16-bit indexed element of the second source vector, widens each product to 32 bits or 64 bits, and destructively subtracts these values from the corresponding 32-bit or 64-bit elements of the ZA quad-vector groups.

The elements within the second source vector are specified using an immediate element index which selects the same element position within each 128-bit vector segment. The index range is from 0 to one less than the number of elements per 128-bit segment.

The quad-vector group within all of, each half of, or each quarter of the ZA array is selected by the sum of the vector select register and offset range, modulo all, half, or quarter the number of ZA array vectors.

The vector group symbol, VGx2 or VGx4, indicates that the ZA operand consists of two or four ZA quad-vector groups respectively. The vector group symbol is preferred for disassembly, but optional in assembler source code.

This instruction is unpredicated.

ID_AA64SMFR0_EL1.I16I64 indicates whether the 16-bit integer variant is implemented.

It has encodings from 6 classes: [One ZA quad-vector of 32-bit elements](#) , [One ZA quad-vector of 64-bit elements](#) , [Two ZA quad-vectors of 32-bit elements](#) , [Two ZA quad-vectors of 64-bit elements](#) , [Four ZA quad-vectors of 32-bit elements](#) and [Four ZA quad-vectors of 64-bit elements](#)

One ZA quad-vector of 32-bit elements (FEAT_SME2)

31	30	29	28	27	26	25	24	23	22	21	20	19	18	17	16	15	14	13	12	11	10	9	8	7	6	5	4	3	2	1	0
1	1	0	0	0	0	0	1	0	0	0	0	Zm			i4h	Rv	i4l			Zn			0	1	0	off2					
U S op																															

Encoding

SMLSLL ZA.S[<Wv>, <offs1>:<offs4>], <Zn>.B, <Zm>.B[<index>]

Decode for this encoding

```
if !IsFeatureImplemented(FEAT_SME2) then EndOfDecode(Decode_UNDEF);
constant integer esize = 32;
constant integer v = UInt('010':Rv);
constant integer n = UInt(Zn);
constant integer m = UInt('0':Zm);
constant integer offset = UInt(off2:'00');
constant integer index = UInt(i4h:i4l);
constant integer nreg = 1;
```

One ZA quad-vector of 64-bit elements (FEAT_SME2 && FEAT_SME_I16I64)

31	30	29	28	27	26	25	24	23	22	21	20	19	18	17	16	15	14	13	12	11	10	9	8	7	6	5	4	3	2	1	0
1	1	0	0	0	0	0	1	1	0	0	0	Zm			i3h	Rv	0	i3l	Zn			0	1	0	off2						
U S																															

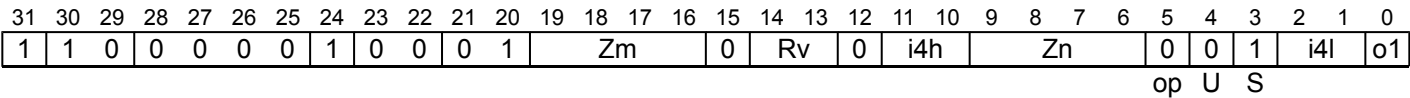
Encoding

SMLSLL ZA.D[<Wv>, <offs1>:<offs4>], <Zn>.H, <Zm>.H[<index>]

Decode for this encoding

```
if !(IsFeatureImplemented(FEAT_SME2) && IsFeatureImplemented(FEAT_SME_I16I64)) then
    EndOfDecode(Decode_UNDEF);
constant integer esize = 64;
constant integer v = UInt('010':Rv);
constant integer n = UInt(Zn);
constant integer m = UInt('0':Zm);
constant integer offset = UInt(off2:'00');
constant integer index = UInt(i3h:i3l);
constant integer nreg = 1;
```

Two ZA quad-vectors of 32-bit elements
(FEAT_SME2)



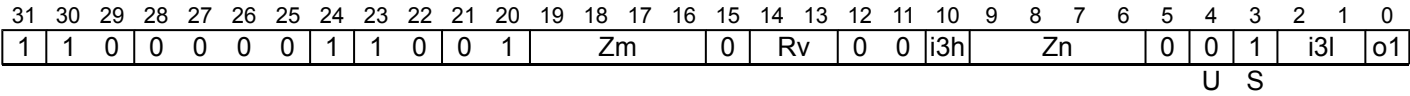
Encoding

SMLSLL ZA.S[<Wv>, <offs1>:<offs4>{, VGx2}], { <Zn1>.B-<Zn2>.B }, <Zm>.B[<index>]

Decode for this encoding

```
if !IsFeatureImplemented(FEAT_SME2) then EndOfDecode(Decode_UNDEF);
constant integer esize = 32;
constant integer v = UInt('010':Rv);
constant integer n = UInt(Zn:'0');
constant integer m = UInt('0':Zm);
constant integer offset = UInt(o1:'00');
constant integer index = UInt(i4h:i4l);
constant integer nreg = 2;
```

Two ZA quad-vectors of 64-bit elements
(FEAT_SME2 && FEAT_SME_I16I64)



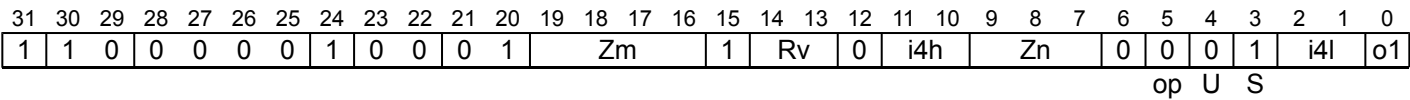
Encoding

SMLSLL ZA.D[<Wv>, <offs1>:<offs4>{, VGx2}], { <Zn1>.H-<Zn2>.H }, <Zm>.H[<index>]

Decode for this encoding

```
if !(IsFeatureImplemented(FEAT_SME2) && IsFeatureImplemented(FEAT_SME_I16I64)) then
    EndOfDecode(Decode_UNDEF);
constant integer esize = 64;
constant integer v = UInt('010':Rv);
constant integer n = UInt(Zn:'0');
constant integer m = UInt('0':Zm);
constant integer offset = UInt(o1:'00');
constant integer index = UInt(i3h:i3l);
constant integer nreg = 2;
```

Four ZA quad-vectors of 32-bit elements
(FEAT_SME2)



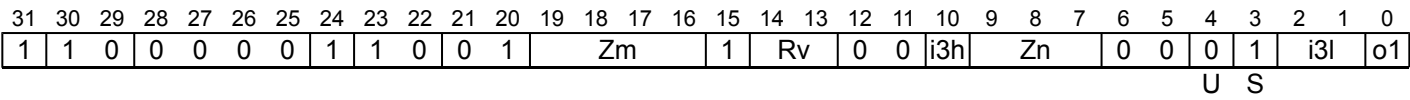
Encoding

```
SMLSLL ZA.S[<Wv>, <offs1>:<offs4>{, VGx4}], { <Zn1>.B-<Zn4>.B }, <Zm>.B[<index>]
```

Decode for this encoding

```
if !IsFeatureImplemented(FEAT_SME2) then EndOfDecode(Decode_UNDEF);
constant integer esize = 32;
constant integer v = UInt('010':Rv);
constant integer n = UInt(Zn:'00');
constant integer m = UInt('0':Zm);
constant integer offset = UInt(o1:'00');
constant integer index = UInt(i4h:i4l);
constant integer nreg = 4;
```

Four ZA quad-vectors of 64-bit elements
(FEAT_SME2 && FEAT_SME_I16I64)



Encoding

```
SMLSLL ZA.D[<Wv>, <offs1>:<offs4>{, VGx4}], { <Zn1>.H-<Zn4>.H }, <Zm>.H[<index>]
```

Decode for this encoding

```
if !(IsFeatureImplemented(FEAT_SME2) && IsFeatureImplemented(FEAT_SME_I16I64)) then
    EndOfDecode(Decode_UNDEF);
constant integer esize = 64;
constant integer v = UInt('010':Rv);
constant integer n = UInt(Zn:'00');
constant integer m = UInt('0':Zm);
constant integer offset = UInt(o1:'00');
constant integer index = UInt(i3h:i3l);
constant integer nreg = 4;
```

Assembler Symbols

- <Wv> Is the 32-bit name of the vector select register W8-W11, encoded in the "Rv" field.
- <offs1> For the "One ZA quad-vector of 32-bit elements" and "One ZA quad-vector of 64-bit elements" variants: is the first vector select offset, encoded as "off2" field times 4.
For the "Four ZA quad-vectors of 32-bit elements", "Four ZA quad-vectors of 64-bit elements", "Two ZA quad-vectors of 32-bit elements", and "Two ZA quad-vectors of 64-bit elements" variants: is the first vector select offset, encoded as "o1" field times 4.
- <offs4> For the "One ZA quad-vector of 32-bit elements" and "One ZA quad-vector of 64-bit elements" variants: is the fourth vector select offset, encoded as "off2" field times 4 plus 3.
For the "Four ZA quad-vectors of 32-bit elements", "Four ZA quad-vectors of 64-bit elements", "Two ZA quad-vectors of 32-bit elements", and "Two ZA quad-vectors of 64-bit elements" variants: is the fourth vector select offset, encoded as "o1" field times 4 plus 3.
- <Zn> Is the name of the first source scalable vector register, encoded in the "Zn" field.
- <Zm> Is the name of the second source scalable vector register Z0-Z15, encoded in the "Zm" field.

<index>	For the "Four ZA quad-vectors of 32-bit elements", "One ZA quad-vector of 32-bit elements", and "Two ZA quad-vectors of 32-bit elements" variants: is the element index, in the range 0 to 15, encoded in the "i4h:i4l" fields. For the "Four ZA quad-vectors of 64-bit elements", "One ZA quad-vector of 64-bit elements", and "Two ZA quad-vectors of 64-bit elements" variants: is the element index, in the range 0 to 7, encoded in the "i3h:i3l" fields.
<Zn1>	For the "Two ZA quad-vectors of 32-bit elements" and "Two ZA quad-vectors of 64-bit elements" variants: is the name of the first scalable vector register of the first source multi-vector group, encoded as "Zn" times 2. For the "Four ZA quad-vectors of 32-bit elements" and "Four ZA quad-vectors of 64-bit elements" variants: is the name of the first scalable vector register of the first source multi-vector group, encoded as "Zn" times 4.
<Zn2>	Is the name of the second scalable vector register of the first source multi-vector group, encoded as "Zn" times 2 plus 1.
<Zn4>	Is the name of the fourth scalable vector register of the first source multi-vector group, encoded as "Zn" times 4 plus 3.

Operation

```

CheckStreamingSVEAndZAAEnabled();
constant integer VL = CurrentVL;
constant integer elements = VL DIV esize;
constant integer vectors = VL DIV 8;
constant integer vstride = vectors DIV nreg;
constant integer eltspersegment = 128 DIV esize;
constant bits(32) vbase = X[v, 32];
integer vec = (UInt(vbase) + offset) MOD vstride;
bits(VL) result;
vec = vec - (vec MOD 4);

for r = 0 to nreg-1
  constant bits(VL) operand1 = Z[n+r, VL];
  constant bits(VL) operand2 = Z[m, VL];
  for i = 0 to 3
    constant bits(VL) operand3 = ZAvector[vec + i, VL];
    for e = 0 to elements-1
      constant integer segmentbase = e - (e MOD eltspersegment);
      constant integer s = 4 * segmentbase + index;
      constant integer element1 = SInt(Elem[operand1, 4 * e + i, esize DIV 4]);
      constant integer element2 = SInt(Elem[operand2, s, esize DIV 4]);
      constant bits(esize) product = (element1 * element2) < esize-1:0>;
      Elem[result, e, esize] = Elem[operand3, e, esize] - product;
    ZAvector[vec + i, VL] = result;
  vec = vec + vstride;

```

Operational information

If PSTATE.DIT is 1:

- The execution time of this instruction is independent of:
 - The values of the data supplied in any of its registers.
 - The values of the NZCV flags.
- The response of this instruction to asynchronous exceptions does not vary based on:
 - The values of the data supplied in any of its registers.
 - The values of the NZCV flags.

Internal version only: aarchmrs v2025-03_rel, pseudocode v2025-03_rel ; Build timestamp: 2025-03-21T17:41

Copyright © 2010-2025 Arm Limited or its affiliates. All rights reserved. This document is Non-Confidential.

SMLSLL (multiple and single vector)

Multi-vector signed integer multiply-subtract long-long by vector

This instruction multiplies each signed 8-bit or 16-bit element in the one, two, or four first source vectors with each signed 8-bit or 16-bit element in the second source vector, widens each product to 32 bits or 64 bits, and destructively subtracts these values from the corresponding 32-bit or 64-bit elements of the ZA quad-vector groups.

The quad-vector group within all of, each half of, or each quarter of the ZA array is selected by the sum of the vector select register and offset range, modulo all, half, or quarter the number of ZA array vectors.

The vector group symbol, VGx2 or VGx4, indicates that the ZA operand consists of two or four ZA quad-vector groups respectively. The vector group symbol is preferred for disassembly, but optional in assembler source code.

This instruction is unpredicated.

ID_AA64SMFR0_EL1.I16I64 indicates whether the 16-bit integer variant is implemented.

It has encodings from 3 classes: [One ZA quad-vector](#) , [Two ZA quad-vectors](#) and [Four ZA quad-vectors](#)

One ZA quad-vector (FEAT_SME2)

31	30	29	28	27	26	25	24	23	22	21	20	19	18	17	16	15	14	13	12	11	10	9	8	7	6	5	4	3	2	1	0
1	1	0	0	0	0	0	1	0	sz	1	0	Zm			0	Rv	0	0	1	Zn			0	1	0	off2					
																											U	S	op		

Encoding

SMLSLL ZA.<T>[<Wv>, <offs1>:<offs4>], <Zn>.<Tb>, <Zm>.<Tb>

Decode for this encoding

```
if !IsFeatureImplemented(FEAT_SME2) then EndOfDecode(Decode_UNDEF);
if sz == '1' && !IsFeatureImplemented(FEAT_SME_I16I64) then EndOfDecode(Decode_UNDEF);
constant integer esize = 32 << UInt(sz);
constant integer v = UInt('010':Rv);
constant integer n = UInt(Zn);
constant integer m = UInt('0':Zm);
constant integer offset = UInt(off2:'00');
constant integer nreg = 1;
```

Two ZA quad-vectors (FEAT_SME2)

31	30	29	28	27	26	25	24	23	22	21	20	19	18	17	16	15	14	13	12	11	10	9	8	7	6	5	4	3	2	1	0																									
1	1	0	0	0	0	0	1	0	sz	1	0	Zm			0	Rv	0	0	0	Zn			0	1	0	0	0	1	0	0	0	1																								
																											U										S										op									

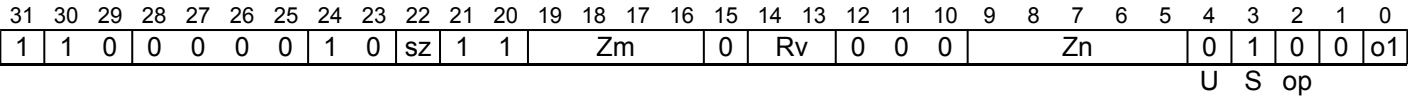
Encoding

SMLSLL ZA.<T>[<Wv>, <offs1>:<offs4>{, VGx2}], { <Zn1>.<Tb>-<Zn2>.<Tb> }, <Zm>.<Tb>

Decode for this encoding

```
if !IsFeatureImplemented(FEAT_SME2) then EndOfDecode(Decode_UNDEF);
if sz == '1' && !IsFeatureImplemented(FEAT_SME_I16I64) then EndOfDecode(Decode_UNDEF);
constant integer esize = 32 << UInt(sz);
constant integer v = UInt('010':Rv);
constant integer n = UInt(Zn);
constant integer m = UInt('0':Zm);
constant integer offset = UInt(o1:'00');
constant integer nreg = 2;
```

Four ZA quad-vectors
(FEAT_SME2)



Encoding

```
SMLSLL ZA.<T>[<Wv>, <offs1>:<offs4>{, VGx4}], { <Zn1>.<Tb>-<Zn4>.<Tb> }, <Zm>.<Tb>
```

Decode for this encoding

```
if !IsFeatureImplemented(FEAT_SME2) then EndOfDecode(Decode_UNDEF);
if sz == '1' && !IsFeatureImplemented(FEAT_SME_I16I64) then EndOfDecode(Decode_UNDEF);
constant integer esize = 32 << UInt(sz);
constant integer v = UInt('010':Rv);
constant integer n = UInt(Zn);
constant integer m = UInt('0':Zm);
constant integer offset = UInt(o1:'00');
constant integer nreg = 4;
```

Assembler Symbols

<T> Is the size specifier, encoded in “sz”:

sz	<T>
0	S
1	D

<Wv> Is the 32-bit name of the vector select register W8-W11, encoded in the "Rv" field.

<offs1> For the "One ZA quad-vector" variant: is the first vector select offset, encoded as "off2" field times 4.
For the "Four ZA quad-vectors" and "Two ZA quad-vectors" variants: is the first vector select offset, encoded as "o1" field times 4.

<offs4> For the "One ZA quad-vector" variant: is the fourth vector select offset, encoded as "off2" field times 4 plus 3.
For the "Four ZA quad-vectors" and "Two ZA quad-vectors" variants: is the fourth vector select offset, encoded as "o1" field times 4 plus 3.

<Zn> Is the name of the first source scalable vector register, encoded in the "Zn" field.

<Tb> Is the size specifier, encoded in “sz”:

sz	<Tb>
0	B
1	H

<Zm> Is the name of the second source scalable vector register Z0-Z15, encoded in the "Zm" field.

<Zn1> Is the name of the first scalable vector register of the first source multi-vector group, encoded as "Zn".

<Zn2> Is the name of the second scalable vector register of the first source multi-vector group, encoded as "Zn" plus 1 modulo 32.

<Zn4> Is the name of the fourth scalable vector register of the first source multi-vector group, encoded as "Zn" plus 3 modulo 32.

Operation

```
CheckStreamingSVEAndZAEnabled();
constant integer VL = CurrentVL;
constant integer elements = VL DIV esize;
constant integer vectors = VL DIV 8;
constant integer vstride = vectors DIV nreg;
constant bits(32) vbase = X[v, 32];
integer vec = (UInt(vbase) + offset) MOD vstride;
bits(VL) result;
vec = vec - (vec MOD 4);

for r = 0 to nreg-1
    constant bits(VL) operand1 = Z[(n+r) MOD 32, VL];
    constant bits(VL) operand2 = Z[m, VL];
    for i = 0 to 3
        constant bits(VL) operand3 = ZAvector[vec + i, VL];
        for e = 0 to elements-1
            constant integer element1 = SInt(Elem[operand1, 4 * e + i, esize DIV 4]);
            constant integer element2 = SInt(Elem[operand2, 4 * e + i, esize DIV 4]);
            constant bits(esize) product = (element1 * element2) < esize-1:0>;
            Elem[result, e, esize] = Elem[operand3, e, esize] - product;
        ZAvector[vec + i, VL] = result;
    vec = vec + vstride;
```

Operational information

If PSTATE.DIT is 1:

- The execution time of this instruction is independent of:
 - The values of the data supplied in any of its registers.
 - The values of the NZCV flags.
- The response of this instruction to asynchronous exceptions does not vary based on:
 - The values of the data supplied in any of its registers.
 - The values of the NZCV flags.

Internal version only: aarchmrs v2025-03_rel, pseudocode v2025-03_rel ; Build timestamp: 2025-03-21T17:41

Copyright © 2010-2025 Arm Limited or its affiliates. All rights reserved. This document is Non-Confidential.

SMLSLL (multiple vectors)

Multi-vector signed integer multiply-subtract long-long

This instruction multiplies each signed 8-bit or 16-bit element in the two or four first source vectors with each signed 8-bit or 16-bit element in the one, two, or four second source vectors, widens each product to 32 bits or 64 bits, and destructively subtracts these values from the corresponding 32-bit or 64-bit elements of the ZA quad-vector groups.

The quad-vector group within each half of or each quarter of the ZA array is selected by the sum of the vector select register and offset range, modulo half or quarter the number of ZA array vectors.

The vector group symbol, VGx2 or VGx4, indicates that the ZA operand consists of two or four ZA quad-vector groups respectively. The vector group symbol is preferred for disassembly, but optional in assembler source code.

This instruction is unpredicated.

ID_AA64SMFR0_EL1.I16I64 indicates whether the 16-bit integer variant is implemented.

It has encodings from 2 classes: [Two ZA quad-vectors](#) and [Four ZA quad-vectors](#)

Two ZA quad-vectors (FEAT_SME2)

31	30	29	28	27	26	25	24	23	22	21	20	19	18	17	16	15	14	13	12	11	10	9	8	7	6	5	4	3	2	1	0
1	1	0	0	0	0	0	1	1	sz	1	Zm			0	0	Rv		0	0	0	Zn			0	0	1	0	0	0	1	
																												U		S	op

Encoding

SMLSLL ZA.<T>[<Wv>, <offs1>:<offs4>{, VGx2}], { <Zn1>.<Tb>-<Zn2>.<Tb> }, { <Zm1>.<Tb>-<Zm2>.<Tb> }

Decode for this encoding

```
if !IsFeatureImplemented(FEAT_SME2) then EndOfDecode(Decode_UNDEF);
if sz == '1' && !IsFeatureImplemented(FEAT_SME_I16I64) then EndOfDecode(Decode_UNDEF);
constant integer esize = 32 << UInt(sz);
constant integer v = UInt('010':Rv);
constant integer n = UInt(Zn:'0');
constant integer m = UInt(Zm:'0');
constant integer offset = UInt(o1:'00');
constant integer nreg = 2;
```

Four ZA quad-vectors (FEAT_SME2)

31	30	29	28	27	26	25	24	23	22	21	20	19	18	17	16	15	14	13	12	11	10	9	8	7	6	5	4	3	2	1	0
1	1	0	0	0	0	0	1	1	sz	1	Zm		0	1	0	Rv		0	0	0	Zn		0	0	0	1	0	0	0	1	
																												U		S	op

Encoding

SMLSLL ZA.<T>[<Wv>, <offs1>:<offs4>{, VGx4}], { <Zn1>.<Tb>-<Zn4>.<Tb> }, { <Zm1>.<Tb>-<Zm4>.<Tb> }

Decode for this encoding

```
if !IsFeatureImplemented(FEAT_SME2) then EndOfDecode(Decode_UNDEF);
if sz == '1' && !IsFeatureImplemented(FEAT_SME_I16I64) then EndOfDecode(Decode_UNDEF);
constant integer esize = 32 << UInt(sz);
constant integer v = UInt('010':Rv);
constant integer n = UInt(Zn:'00');
constant integer m = UInt(Zm:'00');
constant integer offset = UInt(o1:'00');
constant integer nreg = 4;
```

Assembler Symbols

<T> Is the size specifier, encoded in “sz”:

sz	<T>
0	S
1	D

<Wv> Is the 32-bit name of the vector select register W8-W11, encoded in the "Rv" field.

<offs1> Is the first vector select offset, encoded as "o1" field times 4.

<offs4> Is the fourth vector select offset, encoded as "o1" field times 4 plus 3.

<Zn1> For the "Two ZA quad-vectors" variant: is the name of the first scalable vector register of the first source multi-vector group, encoded as "Zn" times 2.

For the "Four ZA quad-vectors" variant: is the name of the first scalable vector register of the first source multi-vector group, encoded as "Zn" times 4.

<Tb> Is the size specifier, encoded in “sz”:

sz	<Tb>
0	B
1	H

<Zn2> Is the name of the second scalable vector register of the first source multi-vector group, encoded as "Zn" times 2 plus 1.

<Zm1> For the "Two ZA quad-vectors" variant: is the name of the first scalable vector register of the second source multi-vector group, encoded as "Zm" times 2.

For the "Four ZA quad-vectors" variant: is the name of the first scalable vector register of the second source multi-vector group, encoded as "Zm" times 4.

<Zm2> Is the name of the second scalable vector register of the second source multi-vector group, encoded as "Zm" times 2 plus 1.

<Zn4> Is the name of the fourth scalable vector register of the first source multi-vector group, encoded as "Zn" times 4 plus 3.

<Zm4> Is the name of the fourth scalable vector register of the second source multi-vector group, encoded as "Zm" times 4 plus 3.

Operation

```
CheckStreamingSVEAndZAAEnabled();
constant integer VL = CurrentVL;
constant integer elements = VL DIV esize;
constant integer vectors = VL DIV 8;
constant integer vstride = vectors DIV nreg;
constant bits(32) vbase = X[v, 32];
integer vec = (UInt(vbase) + offset) MOD vstride;
bits(VL) result;
vec = vec - (vec MOD 4);

for r = 0 to nreg-1
  constant bits(VL) operand1 = Z[n+r, VL];
  constant bits(VL) operand2 = Z[m+r, VL];
  for i = 0 to 3
    constant bits(VL) operand3 = ZAvector[vec + i, VL];
    for e = 0 to elements-1
      constant integer element1 = SInt(Elem[operand1, 4 * e + i, esize DIV 4]);
      constant integer element2 = SInt(Elem[operand2, 4 * e + i, esize DIV 4]);
      constant bits(esize) product = (element1 * element2) < esize-1:0>;
      Elem[result, e, esize] = Elem[operand3, e, esize] - product;
    ZAvector[vec + i, VL] = result;
  vec = vec + vstride;
```

Operational information

If PSTATE.DIT is 1:

- The execution time of this instruction is independent of:
 - The values of the data supplied in any of its registers.

- The values of the NZCV flags.
- The response of this instruction to asynchronous exceptions does not vary based on:
 - The values of the data supplied in any of its registers.
 - The values of the NZCV flags.

Internal version only: aarchmrs v2025-03_rel, pseudocode v2025-03_rel ; Build timestamp: 2025-03-21T17:41

Copyright © 2010-2025 Arm Limited or its affiliates. All rights reserved. This document is Non-Confidential.

SMOP4A (2-way)

Signed integer quarter-tile sums of two outer products, accumulating

This instruction generates four independent quarter-tile signed integer sums of outer products from the sub-matrices in the half-vectors of the one or two first and second source vectors and accumulates the results to the corresponding elements of a 32-bit element ZA tile.

Each of the quarter-tile sums of outer products is generated by multiplying the $SVL_S \div 2 \times 2$ sub-matrix of 16-bit signed values held in the half-vectors of the first source vectors by the $2 \times SVL_S \div 2$ sub-matrix of 16-bit signed values held in the half-vectors of the second source vectors. Each 32-bit container of the half-vectors in the first source vectors holds 2 elements of each row of a $SVL_S \div 2 \times 2$ sub-matrix. Similarly, each 32-bit container of the half-vectors in the second source vector holds 2 elements of each column of a $2 \times SVL_S \div 2$ sub-matrix. The resulting quarter-tile $SVL_S \div 2 \times SVL_S \div 2$ widened 32-bit integer sums of outer products are then destructively added to the 32-bit integer destination tile.

This is equivalent to performing a 2-way dot product and accumulate to each of the destination tile elements.

This instruction is unpredicated.

It has encodings from 4 classes: [Single and multiple vectors](#) , [Single vectors](#) , [Multiple and single vectors](#) and [Multiple vectors](#)

Single and multiple vectors
(FEAT_SME_MOP4)

31	30	29	28	27	26	25	24	23	22	21	20	19	18	17	16	15	14	13	12	11	10	9	8	7	6	5	4	3	2	1	0
1	0	0	0	0	0	0	0	0	0	0	1		Zm		0	1	0	0	0	0	0	0	0		Zn		0	0	1	0	ZAda
u0								M				N										S									

Encoding

SMOP4A <ZAda>.S, <Zn>.H, { <Zm1>.H-<Zm2>.H }

Decode for this encoding

```
if !IsFeatureImplemented(FEAT_SME_MOP4) then EndOfDecode(Decode_UNDEF);
constant integer esize = 32;
constant integer n = UInt('0':Zn:'0');
constant integer m = UInt('1':Zm:'0');
constant integer nreg = 1;
constant integer mreg = 2;
constant integer da = UInt(ZAda);
constant boolean sub_op = FALSE;
constant boolean op1_unsigned = FALSE;
constant boolean op2_unsigned = FALSE;
```

Single vectors
(FEAT_SME_MOP4)

31	30	29	28	27	26	25	24	23	22	21	20	19	18	17	16	15	14	13	12	11	10	9	8	7	6	5	4	3	2	1	0		
1	0	0	0	0	0	0	0	0	0	0	0		Zm		0	1	0	0	0	0	0	0	0		Zn		0	0	1	0	ZAda		
u0												M				N										S							

Encoding

SMOP4A <ZAda>.S, <Zn>.H, <Zm>.H

Decode for this encoding

```
if !IsFeatureImplemented(FEAT_SME_MOP4) then EndOfDecode(Decode_UNDEF);
constant integer esize = 32;
constant integer n = UInt('0':Zn:'0');
constant integer m = UInt('1':Zm:'0');
constant integer nreg = 1;
constant integer mreg = 1;
constant integer da = UInt(ZAda);
constant boolean sub_op = FALSE;
constant boolean op1_unsigned = FALSE;
constant boolean op2_unsigned = FALSE;
```

Multiple and single vectors
(FEAT_SME_MOP4)

31	30	29	28	27	26	25	24	23	22	21	20	19	18	17	16	15	14	13	12	11	10	9	8	7	6	5	4	3	2	1	0
1	0	0	0	0	0	0	0	0	0	0	0	Zm		0	1	0	0	0	0	0	0	1	Zn		0	0	1	0	ZAda		
u0											M		N										S								

Encoding

SMOP4A <ZAda>.S, { <Zn1>.H-<Zn2>.H }, <Zm>.H

Decode for this encoding

```
if !IsFeatureImplemented(FEAT_SME_MOP4) then EndOfDecode(Decode_UNDEF);
constant integer esize = 32;
constant integer n = UInt('0':Zn:'0');
constant integer m = UInt('1':Zm:'0');
constant integer nreg = 2;
constant integer mreg = 1;
constant integer da = UInt(ZAda);
constant boolean sub_op = FALSE;
constant boolean op1_unsigned = FALSE;
constant boolean op2_unsigned = FALSE;
```

Multiple vectors
(FEAT_SME_MOP4)

31	30	29	28	27	26	25	24	23	22	21	20	19	18	17	16	15	14	13	12	11	10	9	8	7	6	5	4	3	2	1	0
1	0	0	0	0	0	0	0	0	0	0	1	Zm			0	1	0	0	0	0	0	1	Zn			0	0	1	0	ZAda	
u0											M				N										S						

Encoding

```
SMOP4A <ZAda>.S, { <Zn1>.H-<Zn2>.H }, { <Zm1>.H-<Zm2>.H }
```

Decode for this encoding

```
if !IsFeatureImplemented(FEAT_SME_MOP4) then EndOfDecode(Decode_UNDEF);
constant integer esize = 32;
constant integer n = UInt('0':Zn:'0');
constant integer m = UInt('1':Zm:'0');
constant integer nreg = 2;
constant integer mreg = 2;
constant integer da = UInt(ZAda);
constant boolean sub_op = FALSE;
constant boolean op1_unsigned = FALSE;
constant boolean op2_unsigned = FALSE;
```

Assembler Symbols

- <ZAda> Is the name of the ZA tile ZA0-ZA3, encoded in the "ZAda" field.
- <Zn> Is the name of the first source scalable vector register, registers in the range Z0-Z15, encoded as "Zn" times 2.
- <Zm1> Is the name of the first scalable vector register of the second source multi-vector group, in the range Z16-Z31, encoded as "Zm" times 2 plus 16.
- <Zm2> Is the name of the second scalable vector register of the second source multi-vector group, in the range Z16-Z31, encoded as "Zm" times 2 plus 17.
- <Zm> Is the name of the second source scalable vector register, registers in the range Z16-Z31, encoded as "Zm" times 2 plus 16.
- <Zn1> Is the name of the first scalable vector register of the first source multi-vector group, in the range Z0-Z15, encoded as "Zn" times 2.
- <Zn2> Is the name of the second scalable vector register of the first source multi-vector group, in the range Z0-Z15, encoded as "Zn" times 2 plus 1.

Operation

```
CheckStreamingSVEAndZAEEnabled();
constant integer VL = CurrentVL;
constant integer hvsize = VL DIV 2;
constant integer dim = hvsize DIV esize;
constant integer tileSize = 4*dim*dim*esize;
constant bits(tileSize) op3 = ZAtile[da, esize, tileSize];
bits(tileSize) result;
integer prod;

for outprod = 0 to 3
    constant integer row_hv = outprod DIV 2;
    constant integer col_hv = outprod MOD 2;
    constant integer row_base = row_hv * dim;
    constant integer col_base = col_hv * dim;

    constant bits(VL) op1 = Z[n + (nreg-1)*col_hv, VL];
    constant bits(VL) op2 = Z[m + (mreg-1)*row_hv, VL];

    for row = 0 to dim-1
        for col = 0 to dim-1
            constant integer row_idx = row_base + row;
            constant integer col_idx = col_base + col;
            constant integer tile_idx = row_idx * dim * 2 + col_idx;

            bits(esize) sum = Elem[op3, tile_idx, esize];

            for k = 0 to 1
                prod = (Int(Elem[op1, 2*row_idx + k, esize DIV 2], op1_unsigned) *
                    Int(Elem[op2, 2*col_idx + k, esize DIV 2], op2_unsigned));
                if sub_op then prod = -prod;
                sum = sum + prod;
            Elem[result, tile_idx, esize] = sum;
    ZAtile[da, esize, tileSize] = result;
```

Operational information

If PSTATE.DIT is 1:

- The execution time of this instruction is independent of:
 - The values of the data supplied in any of its registers.
 - The values of the NZCV flags.
- The response of this instruction to asynchronous exceptions does not vary based on:
 - The values of the data supplied in any of its registers.
 - The values of the NZCV flags.

Internal version only: aarchmrs v2025-03_rel, pseudocode v2025-03_rel ; Build timestamp: 2025-03-21T17:41

Copyright © 2010-2025 Arm Limited or its affiliates. All rights reserved. This document is Non-Confidential.

SMOP4A (4-way)

Signed integer quarter-tile sums of four outer products, accumulating

This instruction generates four independent quarter-tile signed integer sums of outer products from the sub-matrices in the half-vectors of the one or two first and second source vectors and accumulates the results to the corresponding elements of a 32-bit or 64-bit element ZA tile.

In case of the 8-bit integer variant, each of the quarter-tile sums of outer products is generated by multiplying the $SVL_S \div 2 \times 4$ sub-matrix of 8-bit signed values held in the half-vectors of the first source vectors by the $4 \times SVL_D \div 2$ sub-matrix of 8-bit signed values held in the half-vectors of the second source vectors. Each 32-bit container of the half-vectors in the first source vectors holds 4 elements of each row of a $SVL_S \div 2 \times 4$ sub-matrix. Similarly, each 32-bit container of the half-vectors in the second source vector holds 4 elements of each column of a $4 \times SVL_D \div 2$ sub-matrix.

In case of the 16-bit integer variant, each of the quarter-tile sums of outer products is generated by multiplying the $SVL_D \div 2 \times 4$ sub-matrix of 16-bit signed values held in the half-vectors of the first source vectors by the $4 \times SVL_D \div 2$ sub-matrix of 16-bit signed values held in the half-vectors of the second source vectors. Each 64-bit container of the half-vectors in the first source vectors holds 4 elements of each row of a $SVL_D \div 2 \times 4$ sub-matrix. Similarly, each 64-bit container of the half-vectors in the second source vector holds 4 elements of each column of a $4 \times SVL_D \div 2$ sub-matrix.

The resulting quarter-tile $SVL_S \div 2 \times SVL_S \div 2$ widened 32-bit integer sums of outer products in case of the 8-bit integer variant or $SVL_D \div 2 \times SVL_D \div 2$ widened 64-bit integer sums of outer products in case of the 16-bit integer variant are then destructively added to the 32-bit or 64-bit integer destination tile respectively.

This is equivalent to performing a 4-way dot product and accumulate to each of the destination tile elements.

This instruction is unpredicated.

It has encodings from 8 classes: [32-bit, single and multiple vectors](#), [32-bit, single vectors](#), [32-bit, multiple and single vectors](#), [32-bit, multiple vectors](#), [64-bit, single and multiple vectors](#), [64-bit, single vectors](#), [64-bit, multiple and single vectors](#) and [64-bit, multiple vectors](#)

32-bit, single and multiple vectors

(FEAT_SME_MOP4)

31	30	29	28	27	26	25	24	23	22	21	20	19	18	17	16	15	14	13	12	11	10	9	8	7	6	5	4	3	2	1	0
1	0	0	0	0	0	0	0	0	0	0	1	Zm		0	1	0	0	0	0	0	0	0	Zn		0	0	0	0	ZAda		
u0											u1		M		N										S						

Encoding

SMOP4A <ZAda>.S, <Zn>.B, { <Zm1>.B-<Zm2>.B }

Decode for this encoding

```
if !IsFeatureImplemented(FEAT_SME_MOP4) then EndOfDecode(Decode_UNDEF);
constant integer esize = 32;
constant integer n = UInt('0':Zn:'0');
constant integer m = UInt('1':Zm:'0');
constant integer nreg = 1;
constant integer mreg = 2;
constant integer da = UInt(ZAda);
constant boolean sub_op = FALSE;
constant boolean op1_unsigned = FALSE;
constant boolean op2_unsigned = FALSE;
```

32-bit, single vectors

(FEAT_SME_MOP4)

31	30	29	28	27	26	25	24	23	22	21	20	19	18	17	16	15	14	13	12	11	10	9	8	7	6	5	4	3	2	1	0
1	0	0	0	0	0	0	0	0	0	0	0	Zm		0	1	0	0	0	0	0	0	0	Zn		0	0	0	0	ZAda		
u0								u1 M				N										S									

Encoding

SMOP4A <ZAda>.S, <Zn>.B, <Zm>.B

Decode for this encoding

```
if !IsFeatureImplemented(FEAT_SME_MOP4) then EndOfDecode(Decode_UNDEF);
constant integer esize = 32;
constant integer n = UInt('0':Zn:'0');
constant integer m = UInt('1':Zm:'0');
constant integer nreg = 1;
constant integer mreg = 1;
constant integer da = UInt(ZAda);
constant boolean sub_op = FALSE;
constant boolean op1_unsigned = FALSE;
constant boolean op2_unsigned = FALSE;
```

32-bit, multiple and single vectors
(FEAT_SME_MOP4)

31	30	29	28	27	26	25	24	23	22	21	20	19	18	17	16	15	14	13	12	11	10	9	8	7	6	5	4	3	2	1	0
1	0	0	0	0	0	0	0	0	0	0	0	Zm			0	1	0	0	0	0	0	1	Zn			0	0	0	0	ZAda	
u0											u1 M				N										S						

Encoding

SMOP4A <ZAda>.S, { <Zn1>.B-<Zn2>.B }, <Zm>.B

Decode for this encoding

```
if !IsFeatureImplemented(FEAT_SME_MOP4) then EndOfDecode(Decode_UNDEF);
constant integer esize = 32;
constant integer n = UInt('0':Zn:'0');
constant integer m = UInt('1':Zm:'0');
constant integer nreg = 2;
constant integer mreg = 1;
constant integer da = UInt(ZAda);
constant boolean sub_op = FALSE;
constant boolean op1_unsigned = FALSE;
constant boolean op2_unsigned = FALSE;
```

32-bit, multiple vectors
(FEAT_SME_MOP4)

31	30	29	28	27	26	25	24	23	22	21	20	19	18	17	16	15	14	13	12	11	10	9	8	7	6	5	4	3	2	1	0
1	0	0	0	0	0	0	0	0	0	0	1	Zm			0	1	0	0	0	0	0	1	Zn			0	0	0	0	ZAda	
u0											u1 M				N										S						

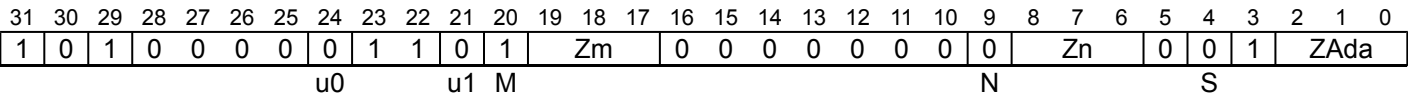
Encoding

SMOP4A <ZAda>.S, { <Zn1>.B-<Zn2>.B }, { <Zm1>.B-<Zm2>.B }

Decode for this encoding

```
if !IsFeatureImplemented(FEAT_SME_MOP4) then EndOfDecode(Decode_UNDEF);
constant integer esize = 32;
constant integer n = UInt('0':Zn:'0');
constant integer m = UInt('1':Zm:'0');
constant integer nreg = 2;
constant integer mreg = 2;
constant integer da = UInt(ZAda);
constant boolean sub_op = FALSE;
constant boolean op1_unsigned = FALSE;
constant boolean op2_unsigned = FALSE;
```

64-bit, single and multiple vectors
(FEAT_SME_MOP4 && FEAT_SME_I16I64)



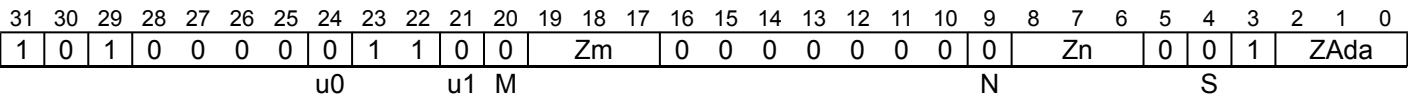
Encoding

SMOP4A <ZAda>.D, <Zn>.H, { <Zm1>.H-<Zm2>.H }

Decode for this encoding

```
if !IsFeatureImplemented(FEAT_SME_MOP4) || !IsFeatureImplemented(FEAT_SME_I16I64) then
  EndOfDecode(Decode_UNDEF);
constant integer esize = 64;
constant integer n = UInt('0':Zn:'0');
constant integer m = UInt('1':Zm:'0');
constant integer nreg = 1;
constant integer mreg = 2;
constant integer da = UInt(ZAda);
constant boolean sub_op = FALSE;
constant boolean op1_unsigned = FALSE;
constant boolean op2_unsigned = FALSE;
```

64-bit, single vectors
(FEAT_SME_MOP4 && FEAT_SME_I16I64)



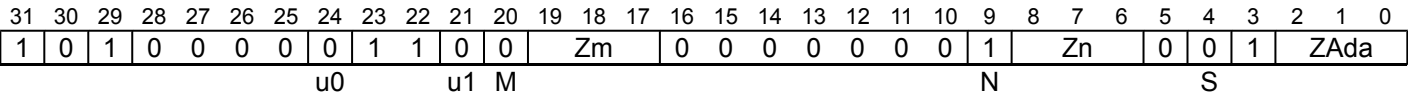
Encoding

SMOP4A <ZAda>.D, <Zn>.H, <Zm>.H

Decode for this encoding

```
if !IsFeatureImplemented(FEAT_SME_MOP4) || !IsFeatureImplemented(FEAT_SME_I16I64) then
    EndOfDecode(Decode_UNDEF);
constant integer esize = 64;
constant integer n = UInt('0':Zn:'0');
constant integer m = UInt('1':Zm:'0');
constant integer nreg = 1;
constant integer mreg = 1;
constant integer da = UInt(ZAda);
constant boolean sub_op = FALSE;
constant boolean op1_unsigned = FALSE;
constant boolean op2_unsigned = FALSE;
```

64-bit, multiple and single vectors
(FEAT_SME_MOP4 && FEAT_SME_I16I64)



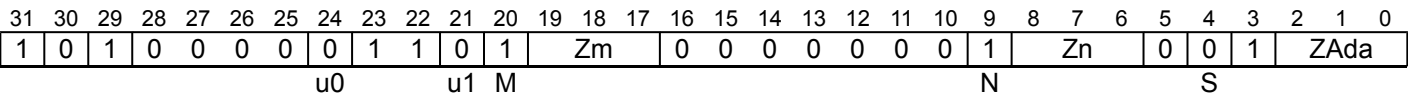
Encoding

SMOP4A <ZAda>.D, { <Zn1>.H-<Zn2>.H }, <Zm>.H

Decode for this encoding

```
if !IsFeatureImplemented(FEAT_SME_MOP4) || !IsFeatureImplemented(FEAT_SME_I16I64) then
    EndOfDecode(Decode_UNDEF);
constant integer esize = 64;
constant integer n = UInt('0':Zn:'0');
constant integer m = UInt('1':Zm:'0');
constant integer nreg = 2;
constant integer mreg = 1;
constant integer da = UInt(ZAda);
constant boolean sub_op = FALSE;
constant boolean op1_unsigned = FALSE;
constant boolean op2_unsigned = FALSE;
```

64-bit, multiple vectors
(FEAT_SME_MOP4 && FEAT_SME_I16I64)



Encoding

```
SMOP4A <ZAda>.D, { <Zn1>.H-<Zn2>.H }, { <Zm1>.H-<Zm2>.H }
```

Decode for this encoding

```
if !IsFeatureImplemented(FEAT_SME_MOP4) || !IsFeatureImplemented(FEAT_SME_I16I64) then
    EndOfDecode(Decode_UNDEF);
constant integer esize = 64;
constant integer n = UInt('0':Zn:'0');
constant integer m = UInt('1':Zm:'0');
constant integer nreg = 2;
constant integer mreg = 2;
constant integer da = UInt(ZAda);
constant boolean sub_op = FALSE;
constant boolean op1_unsigned = FALSE;
constant boolean op2_unsigned = FALSE;
```

Assembler Symbols

<ZAda>	For the "32-bit, multiple and single vectors", "32-bit, multiple vectors", "32-bit, single and multiple vectors", and "32-bit, single vectors" variants: is the name of the ZA tile ZA0-ZA3, encoded in the "ZAda" field. For the "64-bit, multiple and single vectors", "64-bit, multiple vectors", "64-bit, single and multiple vectors", and "64-bit, single vectors" variants: is the name of the ZA tile ZA0-ZA7, encoded in the "ZAda" field.
<Zn>	Is the name of the first source scalable vector register, registers in the range Z0-Z15, encoded as "Zn" times 2.
<Zm1>	Is the name of the first scalable vector register of the second source multi-vector group, in the range Z16-Z31, encoded as "Zm" times 2 plus 16.
<Zm2>	Is the name of the second scalable vector register of the second source multi-vector group, in the range Z16-Z31, encoded as "Zm" times 2 plus 17.
<Zm>	Is the name of the second source scalable vector register, registers in the range Z16-Z31, encoded as "Zm" times 2 plus 16.
<Zn1>	Is the name of the first scalable vector register of the first source multi-vector group, in the range Z0-Z15, encoded as "Zn" times 2.
<Zn2>	Is the name of the second scalable vector register of the first source multi-vector group, in the range Z0-Z15, encoded as "Zn" times 2 plus 1.

Operation

```
CheckStreamingSVEAndZAEEnabled();
constant integer VL = CurrentVL;
constant integer hvsize = VL DIV 2;
constant integer dim = hvsize DIV esize;
constant integer tileSize = 4*dim*dim*esize;
constant bits(tileSize) op3 = ZAtile[da, esize, tileSize];
bits(tileSize) result;
integer prod;

for outprod = 0 to 3
    constant integer row_hv = outprod DIV 2;
    constant integer col_hv = outprod MOD 2;
    constant integer row_base = row_hv * dim;
    constant integer col_base = col_hv * dim;

    constant bits(VL) op1 = Z[n + (nreg-1)*col_hv, VL];
    constant bits(VL) op2 = Z[m + (mreg-1)*row_hv, VL];

    for row = 0 to dim-1
        for col = 0 to dim-1
            constant integer row_idx = row_base + row;
            constant integer col_idx = col_base + col;
            constant integer tile_idx = row_idx * dim * 2 + col_idx;

            bits(esize) sum = Elem[op3, tile_idx, esize];

            for k = 0 to 3
                prod = (Int(Elem[op1, 4*row_idx + k, esize DIV 4], op1_unsigned) *
                    Int(Elem[op2, 4*col_idx + k, esize DIV 4], op2_unsigned));
                if sub_op then prod = -prod;
                sum = sum + prod;
            Elem[result, tile_idx, esize] = sum;
    ZAtile[da, esize, tileSize] = result;
```

Operational information

If PSTATE.DIT is 1:

- The execution time of this instruction is independent of:
 - The values of the data supplied in any of its registers.
 - The values of the NZCV flags.
- The response of this instruction to asynchronous exceptions does not vary based on:
 - The values of the data supplied in any of its registers.
 - The values of the NZCV flags.

Internal version only: aarchmrs v2025-03_rel, pseudocode v2025-03_rel ; Build timestamp: 2025-03-21T17:41

Copyright © 2010-2025 Arm Limited or its affiliates. All rights reserved. This document is Non-Confidential.

SMOP4S (2-way)

Signed integer quarter-tile sums of two outer products, subtracting

This instruction generates four independent quarter-tile signed integer sums of outer products from the sub-matrices in the half-vectors of the one or two first and second source vectors and subtracts the results from the corresponding elements of a 32-bit element ZA tile.

Each of the quarter-tile sums of outer products is generated by multiplying the $SVL_S \div 2 \times 2$ sub-matrix of 16-bit signed values held in the half-vectors of the first source vectors by the $2 \times SVL_S \div 2$ sub-matrix of 16-bit signed values held in the half-vectors of the second source vectors. Each 32-bit container of the half-vectors in the first source vectors holds 2 elements of each row of a $SVL_S \div 2 \times 2$ sub-matrix. Similarly, each 32-bit container of the half-vectors in the second source vector holds 2 elements of each column of a $2 \times SVL_S \div 2$ sub-matrix. The resulting quarter-tile $SVL_S \div 2 \times SVL_S \div 2$ widened 32-bit integer sums of outer products are then destructively subtracted from the 32-bit integer destination tile.

This is equivalent to performing a 2-way dot product and subtract from each of the destination tile elements.

This instruction is unpredicated.

It has encodings from 4 classes: [Single and multiple vectors](#) , [Single vectors](#) , [Multiple and single vectors](#) and [Multiple vectors](#)

Single and multiple vectors
(FEAT_SME_MOP4)

31	30	29	28	27	26	25	24	23	22	21	20	19	18	17	16	15	14	13	12	11	10	9	8	7	6	5	4	3	2	1	0
1	0	0	0	0	0	0	0	0	0	0	1		Zm		0	1	0	0	0	0	0	0	0		Zn		0	1	1	0	ZAda
u0								M				N										S									

Encoding

SMOP4S <ZAda>.S, <Zn>.H, { <Zm1>.H-<Zm2>.H }

Decode for this encoding

```
if !IsFeatureImplemented(FEAT_SME_MOP4) then EndOfDecode(Decode_UNDEF);
constant integer esize = 32;
constant integer n = UInt('0':Zn:'0');
constant integer m = UInt('1':Zm:'0');
constant integer nreg = 1;
constant integer mreg = 2;
constant integer da = UInt(ZAda);
constant boolean sub_op = TRUE;
constant boolean op1_unsigned = FALSE;
constant boolean op2_unsigned = FALSE;
```

Single vectors
(FEAT_SME_MOP4)

31	30	29	28	27	26	25	24	23	22	21	20	19	18	17	16	15	14	13	12	11	10	9	8	7	6	5	4	3	2	1	0
1	0	0	0	0	0	0	0	0	0	0	0		Zm		0	1	0	0	0	0	0	0	0		Zn		0	1	1	0	ZAda
u0								M				N										S									

Encoding

SMOP4S <ZAda>.S, <Zn>.H, <Zm>.H

Decode for this encoding

```
if !IsFeatureImplemented(FEAT_SME_MOP4) then EndOfDecode(Decode_UNDEF);
constant integer esize = 32;
constant integer n = UInt('0':Zn:'0');
constant integer m = UInt('1':Zm:'0');
constant integer nreg = 1;
constant integer mreg = 1;
constant integer da = UInt(ZAda);
constant boolean sub_op = TRUE;
constant boolean op1_unsigned = FALSE;
constant boolean op2_unsigned = FALSE;
```

Multiple and single vectors
(FEAT_SME_MOP4)

31	30	29	28	27	26	25	24	23	22	21	20	19	18	17	16	15	14	13	12	11	10	9	8	7	6	5	4	3	2	1	0
1	0	0	0	0	0	0	0	0	0	0	0	Zm		0	1	0	0	0	0	0	1	Zn		0	1	1	0	ZAda			
u0											M				N										S						

Encoding

SMOP4S <ZAda>.S, { <Zn1>.H-<Zn2>.H }, <Zm>.H

Decode for this encoding

```
if !IsFeatureImplemented(FEAT_SME_MOP4) then EndOfDecode(Decode_UNDEF);
constant integer esize = 32;
constant integer n = UInt('0':Zn:'0');
constant integer m = UInt('1':Zm:'0');
constant integer nreg = 2;
constant integer mreg = 1;
constant integer da = UInt(ZAda);
constant boolean sub_op = TRUE;
constant boolean op1_unsigned = FALSE;
constant boolean op2_unsigned = FALSE;
```

Multiple vectors
(FEAT_SME_MOP4)

31	30	29	28	27	26	25	24	23	22	21	20	19	18	17	16	15	14	13	12	11	10	9	8	7	6	5	4	3	2	1	0
1	0	0	0	0	0	0	0	0	0	0	1	Zm			0	1	0	0	0	0	0	1	Zn			0	1	1	0	ZAda	
u0											M				N										S						

Encoding

```
SMOP4S <ZAda>.S, { <Zn1>.H-<Zn2>.H }, { <Zm1>.H-<Zm2>.H }
```

Decode for this encoding

```
if !IsFeatureImplemented(FEAT_SME_MOP4) then EndOfDecode(Decode_UNDEF);
constant integer esize = 32;
constant integer n = UInt('0':Zn:'0');
constant integer m = UInt('1':Zm:'0');
constant integer nreg = 2;
constant integer mreg = 2;
constant integer da = UInt(ZAda);
constant boolean sub_op = TRUE;
constant boolean op1_unsigned = FALSE;
constant boolean op2_unsigned = FALSE;
```

Assembler Symbols

<ZAda>	Is the name of the ZA tile ZA0-ZA3, encoded in the "ZAda" field.
<Zn>	Is the name of the first source scalable vector register, registers in the range Z0-Z15, encoded as "Zn" times 2.
<Zm1>	Is the name of the first scalable vector register of the second source multi-vector group, in the range Z16-Z31, encoded as "Zm" times 2 plus 16.
<Zm2>	Is the name of the second scalable vector register of the second source multi-vector group, in the range Z16-Z31, encoded as "Zm" times 2 plus 17.
<Zm>	Is the name of the second source scalable vector register, registers in the range Z16-Z31, encoded as "Zm" times 2 plus 16.
<Zn1>	Is the name of the first scalable vector register of the first source multi-vector group, in the range Z0-Z15, encoded as "Zn" times 2.
<Zn2>	Is the name of the second scalable vector register of the first source multi-vector group, in the range Z0-Z15, encoded as "Zn" times 2 plus 1.

Operation

```
CheckStreamingSVEAndZAAEnabled();
constant integer VL = CurrentVL;
constant integer hvsize = VL DIV 2;
constant integer dim = hvsize DIV esize;
constant integer tileSize = 4*dim*dim*esize;
constant bits(tileSize) op3 = ZAtile[da, esize, tileSize];
bits(tileSize) result;
integer prod;

for outprod = 0 to 3
    constant integer row_hv = outprod DIV 2;
    constant integer col_hv = outprod MOD 2;
    constant integer row_base = row_hv * dim;
    constant integer col_base = col_hv * dim;

    constant bits(VL) op1 = Z[n + (nreg-1)*col_hv, VL];
    constant bits(VL) op2 = Z[m + (mreg-1)*row_hv, VL];

    for row = 0 to dim-1
        for col = 0 to dim-1
            constant integer row_idx = row_base + row;
            constant integer col_idx = col_base + col;
            constant integer tile_idx = row_idx * dim * 2 + col_idx;

            bits(esize) sum = Elem[op3, tile_idx, esize];

            for k = 0 to 1
                prod = (Int(Elem[op1, 2*row_idx + k, esize DIV 2], op1_unsigned) *
                    Int(Elem[op2, 2*col_idx + k, esize DIV 2], op2_unsigned));
                if sub_op then prod = -prod;
                sum = sum + prod;
            Elem[result, tile_idx, esize] = sum;
    ZAtile[da, esize, tileSize] = result;
```

Operational information

If PSTATE.DIT is 1:

- The execution time of this instruction is independent of:
 - The values of the data supplied in any of its registers.
 - The values of the NZCV flags.
- The response of this instruction to asynchronous exceptions does not vary based on:
 - The values of the data supplied in any of its registers.
 - The values of the NZCV flags.

Internal version only: aarchmrs v2025-03_rel, pseudocode v2025-03_rel ; Build timestamp: 2025-03-21T17:41

Copyright © 2010-2025 Arm Limited or its affiliates. All rights reserved. This document is Non-Confidential.

SMOP4S (4-way)

Signed integer quarter-tile sums of four outer products, subtracting

This instruction generates four independent quarter-tile signed integer sums of outer products from the sub-matrices in the half-vectors of the one or two first and second source vectors and subtracts the results from the corresponding elements of a 32-bit or 64-bit element ZA tile.

In case of the 8-bit integer variant, each of the quarter-tile sums of outer products is generated by multiplying the $SVL_S \div 2 \times 4$ sub-matrix of 8-bit signed values held in the half-vectors of the first source vectors by the $4 \times SVL_S \div 2$ sub-matrix of 8-bit signed values held in the half-vectors of the second source vectors. Each 32-bit container of the half-vectors in the first source vectors holds 4 elements of each row of a $SVL_S \div 2 \times 4$ sub-matrix. Similarly, each 32-bit container of the half-vectors in the second source vector holds 4 elements of each column of a $4 \times SVL_S \div 2$ sub-matrix.

In case of the 16-bit integer variant, each of the quarter-tile sums of outer products is generated by multiplying the $SVL_D \div 2 \times 4$ sub-matrix of 16-bit signed values held in the half-vectors of the first source vectors by the $4 \times SVL_D \div 2$ sub-matrix of 16-bit signed values held in the half-vectors of the second source vectors. Each 64-bit container of the half-vectors in the first source vectors holds 4 elements of each row of a $SVL_D \div 2 \times 4$ sub-matrix. Similarly, each 64-bit container of the half-vectors in the second source vector holds 4 elements of each column of a $4 \times SVL_D \div 2$ sub-matrix.

The resulting quarter-tile $SVL_S \div 2 \times SVL_S \div 2$ widened 32-bit integer sums of outer products in case of the 8-bit integer variant or $SVL_D \div 2 \times SVL_D \div 2$ widened 64-bit integer sums of outer products in case of the 16-bit integer variant are then destructively subtracted from the 32-bit or 64-bit integer destination tile respectively.

This is equivalent to performing a 4-way dot product and subtract from each of the destination tile elements.

This instruction is unpredicated.

It has encodings from 8 classes: [32-bit, single and multiple vectors](#) , [32-bit, single vectors](#) , [32-bit, multiple and single vectors](#) , [32-bit, multiple vectors](#) , [64-bit, single and multiple vectors](#) , [64-bit, single vectors](#) , [64-bit, multiple and single vectors](#) and [64-bit, multiple vectors](#)

32-bit, single and multiple vectors

(FEAT_SME_MOP4)

31	30	29	28	27	26	25	24	23	22	21	20	19	18	17	16	15	14	13	12	11	10	9	8	7	6	5	4	3	2	1	0
1	0	0	0	0	0	0	0	0	0	0	1	Zm		0	1	0	0	0	0	0	0	0	Zn		0	1	0	0	ZAda		
u0								u1				M				N								S							

Encoding

SMOP4S <ZAda>.S, <Zn>.B, { <Zm1>.B-<Zm2>.B }

Decode for this encoding

```
if !IsFeatureImplemented(FEAT_SME_MOP4) then EndOfDecode(Decode_UNDEF);
constant integer esize = 32;
constant integer n = UInt('0':Zn:'0');
constant integer m = UInt('1':Zm:'0');
constant integer nreg = 1;
constant integer mreg = 2;
constant integer da = UInt(ZAda);
constant boolean sub_op = TRUE;
constant boolean op1_unsigned = FALSE;
constant boolean op2_unsigned = FALSE;
```

32-bit, single vectors

(FEAT_SME_MOP4)

31	30	29	28	27	26	25	24	23	22	21	20	19	18	17	16	15	14	13	12	11	10	9	8	7	6	5	4	3	2	1	0
1	0	0	0	0	0	0	0	0	0	0	0	Zm		0	1	0	0	0	0	0	0	0	Zn		0	1	0	0	ZAda		
u0								u1				M				N								S							

Encoding

SMOP4S <ZAda>.S, <Zn>.B, <Zm>.B

Decode for this encoding

```
if !IsFeatureImplemented(FEAT_SME_MOP4) then EndOfDecode(Decode_UNDEF);
constant integer esize = 32;
constant integer n = UInt('0':Zn:'0');
constant integer m = UInt('1':Zm:'0');
constant integer nreg = 1;
constant integer mreg = 1;
constant integer da = UInt(ZAda);
constant boolean sub_op = TRUE;
constant boolean op1_unsigned = FALSE;
constant boolean op2_unsigned = FALSE;
```

32-bit, multiple and single vectors
(FEAT_SME_MOP4)

31	30	29	28	27	26	25	24	23	22	21	20	19	18	17	16	15	14	13	12	11	10	9	8	7	6	5	4	3	2	1	0
1	0	0	0	0	0	0	0	0	0	0	0	Zm		0	1	0	0	0	0	0	0	1	Zn		0	1	0	0	ZAda		
u0								u1				M		N								S									

Encoding

SMOP4S <ZAda>.S, { <Zn1>.B-<Zn2>.B }, <Zm>.B

Decode for this encoding

```
if !IsFeatureImplemented(FEAT_SME_MOP4) then EndOfDecode(Decode_UNDEF);
constant integer esize = 32;
constant integer n = UInt('0':Zn:'0');
constant integer m = UInt('1':Zm:'0');
constant integer nreg = 2;
constant integer mreg = 1;
constant integer da = UInt(ZAda);
constant boolean sub_op = TRUE;
constant boolean op1_unsigned = FALSE;
constant boolean op2_unsigned = FALSE;
```

32-bit, multiple vectors
(FEAT_SME_MOP4)

31	30	29	28	27	26	25	24	23	22	21	20	19	18	17	16	15	14	13	12	11	10	9	8	7	6	5	4	3	2	1	0
1	0	0	0	0	0	0	0	0	0	0	1	Zm			0	1	0	0	0	0	0	1	Zn			0	1	0	0	ZAda	
u0								u1				M		N								S									

Encoding

SMOP4S <ZAda>.S, { <Zn1>.B-<Zn2>.B }, { <Zm1>.B-<Zm2>.B }

Decode for this encoding

```
if !IsFeatureImplemented(FEAT_SME_MOP4) then EndOfDecode(Decode_UNDEF);
constant integer esize = 32;
constant integer n = UInt('0':Zn:'0');
constant integer m = UInt('1':Zm:'0');
constant integer nreg = 2;
constant integer mreg = 2;
constant integer da = UInt(ZAda);
constant boolean sub_op = TRUE;
constant boolean op1_unsigned = FALSE;
constant boolean op2_unsigned = FALSE;
```

64-bit, single and multiple vectors
(FEAT_SME_MOP4 && FEAT_SME_I16I64)

31	30	29	28	27	26	25	24	23	22	21	20	19	18	17	16	15	14	13	12	11	10	9	8	7	6	5	4	3	2	1	0
1	0	1	0	0	0	0	0	1	1	0	1	Zm			0	0	0	0	0	0	0	0	Zn			0	1	1	ZAda		
u0								u1 M				N										S									

Encoding

SMOP4S <ZAda>.D, <Zn>.H, { <Zm1>.H-<Zm2>.H }

Decode for this encoding

```
if !IsFeatureImplemented(FEAT_SME_MOP4) || !IsFeatureImplemented(FEAT_SME_I16I64) then
  EndOfDecode(Decode_UNDEF);
constant integer esize = 64;
constant integer n = UInt('0':Zn:'0');
constant integer m = UInt('1':Zm:'0');
constant integer nreg = 1;
constant integer mreg = 2;
constant integer da = UInt(ZAda);
constant boolean sub_op = TRUE;
constant boolean op1_unsigned = FALSE;
constant boolean op2_unsigned = FALSE;
```

64-bit, single vectors
(FEAT_SME_MOP4 && FEAT_SME_I16I64)

31	30	29	28	27	26	25	24	23	22	21	20	19	18	17	16	15	14	13	12	11	10	9	8	7	6	5	4	3	2	1	0
1	0	1	0	0	0	0	0	1	1	0	0	Zm			0	0	0	0	0	0	0	0	Zn			0	1	1	ZAda		
u0								u1 M				N										S									

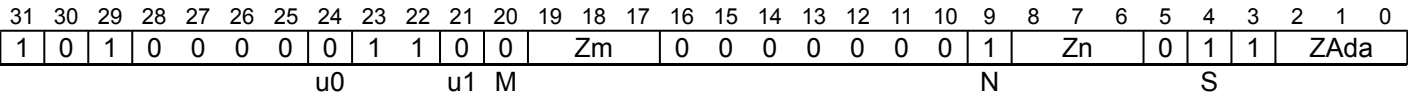
Encoding

SMOP4S <ZAda>.D, <Zn>.H, <Zm>.H

Decode for this encoding

```
if !IsFeatureImplemented(FEAT_SME_MOP4) || !IsFeatureImplemented(FEAT_SME_I16I64) then
    EndOfDecode(Decode_UNDEF);
constant integer esize = 64;
constant integer n = UInt('0':Zn:'0');
constant integer m = UInt('1':Zm:'0');
constant integer nreg = 1;
constant integer mreg = 1;
constant integer da = UInt(ZAda);
constant boolean sub_op = TRUE;
constant boolean op1_unsigned = FALSE;
constant boolean op2_unsigned = FALSE;
```

64-bit, multiple and single vectors
(FEAT_SME_MOP4 && FEAT_SME_I16I64)



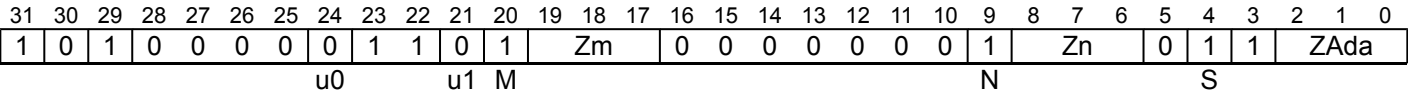
Encoding

SMOP4S <ZAda>.D, { <Zn1>.H-<Zn2>.H }, <Zm>.H

Decode for this encoding

```
if !IsFeatureImplemented(FEAT_SME_MOP4) || !IsFeatureImplemented(FEAT_SME_I16I64) then
    EndOfDecode(Decode_UNDEF);
constant integer esize = 64;
constant integer n = UInt('0':Zn:'0');
constant integer m = UInt('1':Zm:'0');
constant integer nreg = 2;
constant integer mreg = 1;
constant integer da = UInt(ZAda);
constant boolean sub_op = TRUE;
constant boolean op1_unsigned = FALSE;
constant boolean op2_unsigned = FALSE;
```

64-bit, multiple vectors
(FEAT_SME_MOP4 && FEAT_SME_I16I64)



Encoding

```
SMOP4S <ZAda>.D, { <Zn1>.H-<Zn2>.H }, { <Zm1>.H-<Zm2>.H }
```

Decode for this encoding

```
if !IsFeatureImplemented(FEAT_SME_MOP4) || !IsFeatureImplemented(FEAT_SME_I16I64) then
    EndOfDecode(Decode_UNDEF);
constant integer esize = 64;
constant integer n = UInt('0':Zn:'0');
constant integer m = UInt('1':Zm:'0');
constant integer nreg = 2;
constant integer mreg = 2;
constant integer da = UInt(ZAda);
constant boolean sub_op = TRUE;
constant boolean op1_unsigned = FALSE;
constant boolean op2_unsigned = FALSE;
```

Assembler Symbols

<ZAda>	For the "32-bit, multiple and single vectors", "32-bit, multiple vectors", "32-bit, single and multiple vectors", and "32-bit, single vectors" variants: is the name of the ZA tile ZA0-ZA3, encoded in the "ZAda" field. For the "64-bit, multiple and single vectors", "64-bit, multiple vectors", "64-bit, single and multiple vectors", and "64-bit, single vectors" variants: is the name of the ZA tile ZA0-ZA7, encoded in the "ZAda" field.
<Zn>	Is the name of the first source scalable vector register, registers in the range Z0-Z15, encoded as "Zn" times 2.
<Zm1>	Is the name of the first scalable vector register of the second source multi-vector group, in the range Z16-Z31, encoded as "Zm" times 2 plus 16.
<Zm2>	Is the name of the second scalable vector register of the second source multi-vector group, in the range Z16-Z31, encoded as "Zm" times 2 plus 17.
<Zm>	Is the name of the second source scalable vector register, registers in the range Z16-Z31, encoded as "Zm" times 2 plus 16.
<Zn1>	Is the name of the first scalable vector register of the first source multi-vector group, in the range Z0-Z15, encoded as "Zn" times 2.
<Zn2>	Is the name of the second scalable vector register of the first source multi-vector group, in the range Z0-Z15, encoded as "Zn" times 2 plus 1.

Operation

```
CheckStreamingSVEAndZAAEnabled();
constant integer VL = CurrentVL;
constant integer hvsize = VL DIV 2;
constant integer dim = hvsize DIV esize;
constant integer tileSize = 4*dim*dim*esize;
constant bits(tileSize) op3 = ZAtile[da, esize, tileSize];
bits(tileSize) result;
integer prod;

for outprod = 0 to 3
    constant integer row_hv = outprod DIV 2;
    constant integer col_hv = outprod MOD 2;
    constant integer row_base = row_hv * dim;
    constant integer col_base = col_hv * dim;

    constant bits(VL) op1 = Z[n + (nreg-1)*col_hv, VL];
    constant bits(VL) op2 = Z[m + (mreg-1)*row_hv, VL];

    for row = 0 to dim-1
        for col = 0 to dim-1
            constant integer row_idx = row_base + row;
            constant integer col_idx = col_base + col;
            constant integer tile_idx = row_idx * dim * 2 + col_idx;

            bits(esize) sum = Elem[op3, tile_idx, esize];

            for k = 0 to 3
                prod = (Int(Elem[op1, 4*row_idx + k, esize DIV 4], op1_unsigned) *
                    Int(Elem[op2, 4*col_idx + k, esize DIV 4], op2_unsigned));
                if sub_op then prod = -prod;
                sum = sum + prod;
            Elem[result, tile_idx, esize] = sum;
    ZAtile[da, esize, tileSize] = result;
```

Operational information

If PSTATE.DIT is 1:

- The execution time of this instruction is independent of:
 - The values of the data supplied in any of its registers.
 - The values of the NZCV flags.
- The response of this instruction to asynchronous exceptions does not vary based on:
 - The values of the data supplied in any of its registers.
 - The values of the NZCV flags.

Internal version only: aarchmrs v2025-03_rel, pseudocode v2025-03_rel ; Build timestamp: 2025-03-21T17:41

Copyright © 2010-2025 Arm Limited or its affiliates. All rights reserved. This document is Non-Confidential.

SMOPA (2-way)

Signed integer sum of outer products and accumulate

This instruction works with a 32-bit element ZA tile.

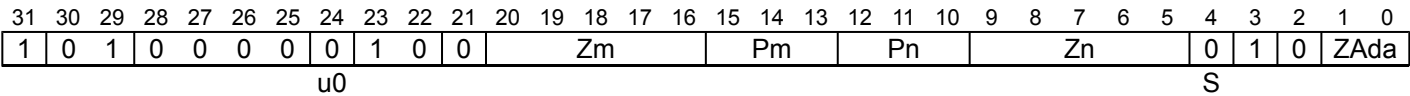
This instruction multiplies the sub-matrix in the first source vector by the sub-matrix in the second source vector. The first source holds SVLS×2 sub-matrix of signed 16-bit integer values, and the second source holds 2×SVLS sub-matrix of signed 16-bit integer values.

Each source vector is independently predicated by a corresponding governing predicate. When a 16-bit source element is inactive, it is treated as having the value 0.

The resulting SVLS×SVLS widened 32-bit integer sum of outer products is then destructively added to the 32-bit integer destination tile. This is equivalent to performing a 2-way dot product and accumulate to each of the destination tile elements.

Each 32-bit container of the first source vector holds 2 consecutive column elements of each row of a SVLS×2 sub-matrix, and each 32-bit container of the second source vector holds 2 consecutive row elements of each column of a 2×SVLS sub-matrix.

SME2
(FEAT_SME2)



Encoding

SMOPA <ZAda>.S, <Pn>/M, <Pm>/M, <Zn>.H, <Zm>.H

Decode for this encoding

```
if !IsFeatureImplemented(FEAT_SME2) then EndOfDecode(Decode_UNDEF);
constant integer esize = 32;
constant integer a = UInt(Pn);
constant integer b = UInt(Pm);
constant integer n = UInt(Zn);
constant integer m = UInt(Zm);
constant integer da = UInt(ZAda);
constant boolean unsigned = FALSE;
```

Assembler Symbols

- <ZAda> Is the name of the ZA tile ZA0-ZA3, encoded in the "ZAda" field.
- <Pn> Is the name of the first governing scalable predicate register P0-P7, encoded in the "Pn" field.
- <Pm> Is the name of the second governing scalable predicate register P0-P7, encoded in the "Pm" field.
- <Zn> Is the name of the first source scalable vector register, encoded in the "Zn" field.
- <Zm> Is the name of the second source scalable vector register, encoded in the "Zm" field.

Operation

```
CheckStreamingSVEAndZAEnabled();
constant integer VL = CurrentVL;
constant integer PL = VL DIV 8;
constant integer dim = VL DIV esize;
constant bits(PL) mask1 = P[a, PL];
constant bits(PL) mask2 = P[b, PL];
constant bits(VL) operand1 = Z[n, VL];
constant bits(VL) operand2 = Z[m, VL];
constant bits(dim*dim*esize) operand3 = ZAtile[da, esize, dim*dim*esize];
bits(dim*dim*esize) result;
integer prod;

for row = 0 to dim-1
  for col = 0 to dim-1
    bits(esize) sum = Elem[operand3, row*dim+col, esize];
    for k = 0 to 1
      if (ActivePredicateElement(mask1, 2*row + k, esize DIV 2) &&
          ActivePredicateElement(mask2, 2*col + k, esize DIV 2)) then
        prod = (Int(Elem[operand1, 2*row + k, esize DIV 2], unsigned) *
                 Int(Elem[operand2, 2*col + k, esize DIV 2], unsigned));
        sum = sum + prod;
      Elem[result, row*dim+col, esize] = sum;

ZAtile[da, esize, dim*dim*esize] = result;
```

Operational information

If PSTATE.DIT is 1:

- The execution time of this instruction is independent of:
 - The values of the data supplied in any of its operand registers when its governing predicate registers contain the same value for each execution.
 - The values of the NZCV flags.
- The response of this instruction to asynchronous exceptions does not vary based on:
 - The values of the data supplied in any of its operand registers when its governing predicate registers contain the same value for each execution.
 - The values of the NZCV flags.

Internal version only: aarchmrs v2025-03_rel, pseudocode v2025-03_rel ; Build timestamp: 2025-03-21T17:41

Copyright © 2010-2025 Arm Limited or its affiliates. All rights reserved. This document is Non-Confidential.

SMOPA (4-way)

Signed integer sum of outer products and accumulate

The 8-bit integer variant works with a 32-bit element ZA tile.

The 16-bit integer variant works with a 64-bit element ZA tile.

This instruction multiplies the sub-matrix in the first source vector by the sub-matrix in the second source vector. In case of the 8-bit integer variant, the first source holds $SVL_S \times 4$ sub-matrix of signed 8-bit integer values, and the second source holds $4 \times SVL_S$ sub-matrix of signed 8-bit integer values. In case of the 16-bit integer variant, the first source holds $SVL_D \times 4$ sub-matrix of signed 16-bit integer values, and the second source holds $4 \times SVL_D$ sub-matrix of signed 16-bit integer values.

Each source vector is independently predicated by a corresponding governing predicate. When an 8-bit source element in case of 8-bit integer variant or a 16-bit source element in case of 16-bit integer variant is Inactive, it is treated as having the value 0.

The resulting $SVL_S \times SVL_S$ widened 32-bit integer or $SVL_D \times SVL_D$ widened 64-bit integer sum of outer products is then destructively added to the 32-bit integer or 64-bit integer destination tile, respectively for 8-bit integer and 16-bit integer instruction variants. This is equivalent to performing a 4-way dot product and accumulate to each of the destination tile elements.

In case of the 8-bit integer variant, each 32-bit container of the first source vector holds 4 consecutive column elements of each row of a $SVL_S \times 4$ sub-matrix, and each 32-bit container of the second source vector holds 4 consecutive row elements of each column of a $4 \times SVL_S$ sub-matrix. In case of the 16-bit integer variant, each 64-bit container of the first source vector holds 4 consecutive column elements of each row of a $SVL_D \times 4$ sub-matrix, and each 64-bit container of the second source vector holds 4 consecutive row elements of each column of a $4 \times SVL_D$ sub-matrix.

ID_AA64SMFR0_EL1.I16I64 indicates whether the 16-bit integer variant is implemented.

It has encodings from 2 classes: [32-bit](#) and [64-bit](#)

32-bit (FEAT_SME)

31	30	29	28	27	26	25	24	23	22	21	20	19	18	17	16	15	14	13	12	11	10	9	8	7	6	5	4	3	2	1	0
1	0	1	0	0	0	0	0	1	0	0	Zm				Pm				Pn				Zn				0	0	0	ZAda	
u0								u1								S															

Encoding

SMOPA <ZAda>.S, <Pn>/M, <Pm>/M, <Zn>.B, <Zm>.B

Decode for this encoding

```
if !IsFeatureImplemented(FEAT_SME) then EndOfDecode(Decode_UNDEF);
constant integer esize = 32;
constant integer a = UInt(Pn);
constant integer b = UInt(Pm);
constant integer n = UInt(Zn);
constant integer m = UInt(Zm);
constant integer da = UInt(ZAda);
constant boolean op1_unsigned = FALSE;
constant boolean op2_unsigned = FALSE;
```

64-bit (FEAT_SME_I16I64)

31	30	29	28	27	26	25	24	23	22	21	20	19	18	17	16	15	14	13	12	11	10	9	8	7	6	5	4	3	2	1	0					
1	0	1	0	0	0	0	0	1	1	0	Zm				Pm			Pn			Zn				0	0	ZAda									
u0											u1											S														

Encoding

SMOPA <ZAda>.D, <Pn>/M, <Pm>/M, <Zn>.H, <Zm>.H

Decode for this encoding

```
if !IsFeatureImplemented(FEAT_SME_I16I64) then EndOfDecode(Decode_UNDEF);
constant integer esize = 64;
constant integer a = UInt(Pn);
constant integer b = UInt(Pm);
constant integer n = UInt(Zn);
constant integer m = UInt(Zm);
constant integer da = UInt(ZAda);
constant boolean op1_unsigned = FALSE;
constant boolean op2_unsigned = FALSE;
```

Assembler Symbols

<ZAda>	For the "32-bit" variant: is the name of the ZA tile ZA0-ZA3, encoded in the "ZAda" field. For the "64-bit" variant: is the name of the ZA tile ZA0-ZA7, encoded in the "ZAda" field.
<Pn>	Is the name of the first governing scalable predicate register P0-P7, encoded in the "Pn" field.
<Pm>	Is the name of the second governing scalable predicate register P0-P7, encoded in the "Pm" field.
<Zn>	Is the name of the first source scalable vector register, encoded in the "Zn" field.
<Zm>	Is the name of the second source scalable vector register, encoded in the "Zm" field.

Operation

```
CheckStreamingSVEAndZAEEnabled();
constant integer VL = CurrentVL;
constant integer PL = VL DIV 8;
constant integer dim = VL DIV esize;
constant bits(PL) mask1 = P[a, PL];
constant bits(PL) mask2 = P[b, PL];
constant bits(VL) operand1 = Z[n, VL];
constant bits(VL) operand2 = Z[m, VL];
constant bits(dim*dim*esize) operand3 = ZAtile[da, esize, dim*dim*esize];
bits(dim*dim*esize) result;
integer prod;

for row = 0 to dim-1
  for col = 0 to dim-1
    bits(esize) sum = Elem[operand3, row*dim+col, esize];
    for k = 0 to 3
      if (ActivePredicateElement(mask1, 4*row + k, esize DIV 4) &&
          ActivePredicateElement(mask2, 4*col + k, esize DIV 4)) then
        prod = (Int(Elem[operand1, 4*row + k, esize DIV 4], op1_unsigned) *
                Int(Elem[operand2, 4*col + k, esize DIV 4], op2_unsigned));
        sum = sum + prod;
    Elem[result, row*dim+col, esize] = sum;

ZAtile[da, esize, dim*dim*esize] = result;
```

Operational information

If PSTATE.DIT is 1:

- The execution time of this instruction is independent of:
 - The values of the data supplied in any of its operand registers when its governing predicate registers contain the same value for each execution.
 - The values of the NZCV flags.
- The response of this instruction to asynchronous exceptions does not vary based on:
 - The values of the data supplied in any of its operand registers when its governing predicate registers contain the same value for each execution.
 - The values of the NZCV flags.

SMOPS (2-way)

Signed integer sum of outer products and subtract

This instruction works with a 32-bit element ZA tile.

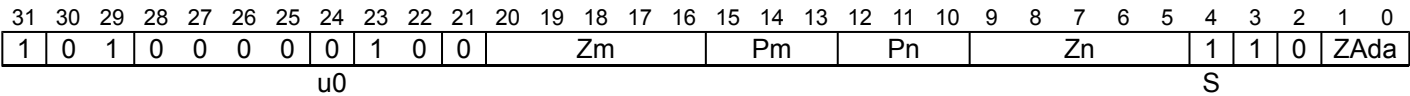
This instruction multiplies the sub-matrix in the first source vector by the sub-matrix in the second source vector. The first source holds $SVL_S \times 2$ sub-matrix of signed 16-bit integer values, and the second source holds $2 \times SVL_S$ sub-matrix of signed 16-bit integer values.

Each source vector is independently predicated by a corresponding governing predicate. When a 16-bit source element is inactive, it is treated as having the value 0.

The resulting $SVL_S \times SVL_S$ widened 32-bit integer sum of outer products is then destructively subtracted from the 32-bit integer destination tile. This is equivalent to performing a 2-way dot product and subtract from each of the destination tile elements.

Each 32-bit container of the first source vector holds 2 consecutive column elements of each row of a $SVL_S \times 2$ sub-matrix, and each 32-bit container of the second source vector holds 2 consecutive row elements of each column of a $2 \times SVL_S$ sub-matrix.

SME2
(FEAT_SME2)



Encoding

SMOPS <ZAda>.S, <Pn>/M, <Pm>/M, <Zn>.H, <Zm>.H

Decode for this encoding

```
if !IsFeatureImplemented(FEAT_SME2) then EndOfDecode(Decode_UNDEF);
constant integer esize = 32;
constant integer a = UInt(Pn);
constant integer b = UInt(Pm);
constant integer n = UInt(Zn);
constant integer m = UInt(Zm);
constant integer da = UInt(ZAda);
constant boolean unsigned = FALSE;
```

Assembler Symbols

- <ZAda> Is the name of the ZA tile ZA0-ZA3, encoded in the "ZAda" field.
- <Pn> Is the name of the first governing scalable predicate register P0-P7, encoded in the "Pn" field.
- <Pm> Is the name of the second governing scalable predicate register P0-P7, encoded in the "Pm" field.
- <Zn> Is the name of the first source scalable vector register, encoded in the "Zn" field.
- <Zm> Is the name of the second source scalable vector register, encoded in the "Zm" field.

Operation

```
CheckStreamingSVEAndZAAEnabled();
constant integer VL = CurrentVL;
constant integer PL = VL DIV 8;
constant integer dim = VL DIV esize;
constant bits(PL) mask1 = P[a, PL];
constant bits(PL) mask2 = P[b, PL];
constant bits(VL) operand1 = Z[n, VL];
constant bits(VL) operand2 = Z[m, VL];
constant bits(dim*dim*esize) operand3 = ZAtile[da, esize, dim*dim*esize];
bits(dim*dim*esize) result;
integer prod;

for row = 0 to dim-1
  for col = 0 to dim-1
    bits(esize) sum = Elem[operand3, row*dim+col, esize];
    for k = 0 to 1
      if (ActivePredicateElement(mask1, 2*row + k, esize DIV 2) &&
          ActivePredicateElement(mask2, 2*col + k, esize DIV 2)) then
        prod = (Int(Elem[operand1, 2*row + k, esize DIV 2], unsigned) *
                 Int(Elem[operand2, 2*col + k, esize DIV 2], unsigned));
        sum = sum - prod;
      Elem[result, row*dim+col, esize] = sum;

ZAtile[da, esize, dim*dim*esize] = result;
```

Operational information

If PSTATE.DIT is 1:

- The execution time of this instruction is independent of:
 - The values of the data supplied in any of its operand registers when its governing predicate registers contain the same value for each execution.
 - The values of the NZCV flags.
- The response of this instruction to asynchronous exceptions does not vary based on:
 - The values of the data supplied in any of its operand registers when its governing predicate registers contain the same value for each execution.
 - The values of the NZCV flags.

Internal version only: aarchmrs v2025-03_rel, pseudocode v2025-03_rel ; Build timestamp: 2025-03-21T17:41

Copyright © 2010-2025 Arm Limited or its affiliates. All rights reserved. This document is Non-Confidential.

SMOPS (4-way)

Signed integer sum of outer products and subtract

The 8-bit integer variant works with a 32-bit element ZA tile.

The 16-bit integer variant works with a 64-bit element ZA tile.

This instruction multiplies the sub-matrix in the first source vector by the sub-matrix in the second source vector. In case of the 8-bit integer variant, the first source holds $SVL_S \times 4$ sub-matrix of signed 8-bit integer values, and the second source holds $4 \times SVL_S$ sub-matrix of signed 8-bit integer values. In case of the 16-bit integer variant, the first source holds $SVL_D \times 4$ sub-matrix of signed 16-bit integer values, and the second source holds $4 \times SVL_D$ sub-matrix of signed 16-bit integer values.

Each source vector is independently predicated by a corresponding governing predicate. When an 8-bit source element in case of 8-bit integer variant or a 16-bit source element in case of 16-bit integer variant is Inactive, it is treated as having the value 0.

The resulting $SVL_S \times SVL_S$ widened 32-bit integer or $SVL_D \times SVL_D$ widened 64-bit integer sum of outer products is then destructively subtracted from the 32-bit integer or 64-bit integer destination tile, respectively for 8-bit integer and 16-bit integer instruction variants. This is equivalent to performing a 4-way dot product and subtract from each of the destination tile elements.

In case of the 8-bit integer variant, each 32-bit container of the first source vector holds 4 consecutive column elements of each row of a $SVL_S \times 4$ sub-matrix, and each 32-bit container of the second source vector holds 4 consecutive row elements of each column of a $4 \times SVL_S$ sub-matrix. In case of the 16-bit integer variant, each 64-bit container of the first source vector holds 4 consecutive column elements of each row of a $SVL_D \times 4$ sub-matrix, and each 64-bit container of the second source vector holds 4 consecutive row elements of each column of a $4 \times SVL_D$ sub-matrix.

ID_AA64SMFR0_EL1.I16I64 indicates whether the 16-bit integer variant is implemented.

It has encodings from 2 classes: [32-bit](#) and [64-bit](#)

32-bit (FEAT_SME)

31	30	29	28	27	26	25	24	23	22	21	20	19	18	17	16	15	14	13	12	11	10	9	8	7	6	5	4	3	2	1	0
1	0	1	0	0	0	0	0	1	0	0	Zm				Pm				Pn				Zn				1	0	0	ZAda	
u0								u1				S																			

Encoding

SMOPS <ZAda>.S, <Pn>/M, <Pm>/M, <Zn>.B, <Zm>.B

Decode for this encoding

```
if !IsFeatureImplemented(FEAT_SME) then EndOfDecode(Decode_UNDEF);
constant integer esize = 32;
constant integer a = UInt(Pn);
constant integer b = UInt(Pm);
constant integer n = UInt(Zn);
constant integer m = UInt(Zm);
constant integer da = UInt(ZAda);
constant boolean op1_unsigned = FALSE;
constant boolean op2_unsigned = FALSE;
```

64-bit (FEAT_SME_I16I64)

31	30	29	28	27	26	25	24	23	22	21	20	19	18	17	16	15	14	13	12	11	10	9	8	7	6	5	4	3	2	1	0		
1	0	1	0	0	0	0	0	1	1	0	Zm				Pm				Pn				Zn				1	0	ZAda				
u0											u1				S																		

Encoding

SMOPS <ZAda>.D, <Pn>/M, <Pm>/M, <Zn>.H, <Zm>.H

Decode for this encoding

```
if !IsFeatureImplemented(FEAT_SME_I16I64) then EndOfDecode(Decode_UNDEF);
constant integer esize = 64;
constant integer a = UInt(Pn);
constant integer b = UInt(Pm);
constant integer n = UInt(Zn);
constant integer m = UInt(Zm);
constant integer da = UInt(ZAda);
constant boolean op1_unsigned = FALSE;
constant boolean op2_unsigned = FALSE;
```

Assembler Symbols

<ZAda>	For the "32-bit" variant: is the name of the ZA tile ZA0-ZA3, encoded in the "ZAda" field. For the "64-bit" variant: is the name of the ZA tile ZA0-ZA7, encoded in the "ZAda" field.
<Pn>	Is the name of the first governing scalable predicate register P0-P7, encoded in the "Pn" field.
<Pm>	Is the name of the second governing scalable predicate register P0-P7, encoded in the "Pm" field.
<Zn>	Is the name of the first source scalable vector register, encoded in the "Zn" field.
<Zm>	Is the name of the second source scalable vector register, encoded in the "Zm" field.

Operation

```
CheckStreamingSVEAndZAEEnabled();
constant integer VL = CurrentVL;
constant integer PL = VL DIV 8;
constant integer dim = VL DIV esize;
constant bits(PL) mask1 = P[a, PL];
constant bits(PL) mask2 = P[b, PL];
constant bits(VL) operand1 = Z[n, VL];
constant bits(VL) operand2 = Z[m, VL];
constant bits(dim*dim*esize) operand3 = ZAtile[da, esize, dim*dim*esize];
bits(dim*dim*esize) result;
integer prod;

for row = 0 to dim-1
  for col = 0 to dim-1
    bits(esize) sum = Elem[operand3, row*dim+col, esize];
    for k = 0 to 3
      if (ActivePredicateElement(mask1, 4*row + k, esize DIV 4) &&
          ActivePredicateElement(mask2, 4*col + k, esize DIV 4)) then
        prod = (Int(Elem[operand1, 4*row + k, esize DIV 4], op1_unsigned) *
                Int(Elem[operand2, 4*col + k, esize DIV 4], op2_unsigned));
        sum = sum - prod;
      Elem[result, row*dim+col, esize] = sum;

ZAtile[da, esize, dim*dim*esize] = result;
```

Operational information

If PSTATE.DIT is 1:

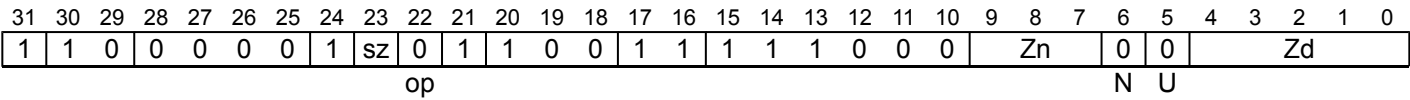
- The execution time of this instruction is independent of:
 - The values of the data supplied in any of its operand registers when its governing predicate registers contain the same value for each execution.
 - The values of the NZCV flags.
- The response of this instruction to asynchronous exceptions does not vary based on:
 - The values of the data supplied in any of its operand registers when its governing predicate registers contain the same value for each execution.
 - The values of the NZCV flags.

SQCVT (four registers)

Multi-vector signed saturating extract narrow

This instruction saturates the signed integer value in each element of the four source vectors to quarter the original source element width, and places the results in the quarter-width destination elements.
This instruction is unpredicated.

SME2 (FEAT_SME2)



Encoding

SQCVT <Zd>.<T>, { <Zn1>.<Tb>-<Zn4>.<Tb> }

Decode for this encoding

```
if !IsFeatureImplemented(FEAT_SME2) then EndOfDecode(Decode_UNDEF);
constant integer esize = 8 << UInt(sz);
constant integer n = UInt(Zn:'00');
constant integer d = UInt(Zd);
```

Assembler Symbols

- <Zd>

Is the name of the destination scalable vector register, encoded in the "Zd" field.
- <T>

Is the size specifier, encoded in “sz”:

sz	<T>
0	B
1	H
- <Zn1>

Is the name of the first scalable vector register of the source multi-vector group, encoded as "Zn" times 4.
- <Tb>

Is the size specifier, encoded in “sz”:

sz	<Tb>
0	S
1	D
- <Zn4>

Is the name of the fourth scalable vector register of the source multi-vector group, encoded as "Zn" times 4 plus 3.

Operation

```
CheckStreamingSVEEnabled();
constant integer VL = CurrentVL;
constant integer elements = VL DIV (4 * esize);
bits(VL) result;

for r = 0 to 3
    constant bits(VL) operand = Z[n+r, VL];
    for e = 0 to elements-1
        constant integer element = SInt(Elem[operand, e, 4 * esize]);
        Elem[result, r*elements + e, esize] = SignedSat(element, esize);

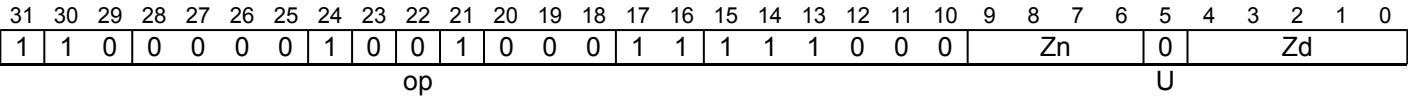
Z[d, VL] = result;
```


SQCVT (two registers)

Multi-vector signed saturating extract narrow

This instruction saturates the signed integer value in each element of the two source vectors to half the original source element width, and places the results in the half-width destination elements.
This instruction is unpredicated.

SME2
(FEAT_SME2)



Encoding

```
SQCVT <Zd>.H, { <Zn1>.S-<Zn2>.S }
```

Decode for this encoding

```
if !IsFeatureImplemented(FEAT_SME2) then EndOfDecode(Decode_UNDEF);
constant integer esize = 16;
constant integer n = UInt(Zn:'0');
constant integer d = UInt(Zd);
```

Assembler Symbols

- <Zd> Is the name of the destination scalable vector register, encoded in the "Zd" field.
- <Zn1> Is the name of the first scalable vector register of the source multi-vector group, encoded as "Zn" times 2.
- <Zn2> Is the name of the second scalable vector register of the source multi-vector group, encoded as "Zn" times 2 plus 1.

Operation

```
CheckStreamingSVEEnabled();
constant integer VL = CurrentVL;
constant integer elements = VL DIV (2 * esize);
bits(VL) result;

for r = 0 to 1
    constant bits(VL) operand = Z[n+r, VL];
    for e = 0 to elements-1
        constant integer element = SInt(Elem[operand, e, 2 * esize]);
        Elem[result, r*elements + e, esize] = SignedSat(element, esize);

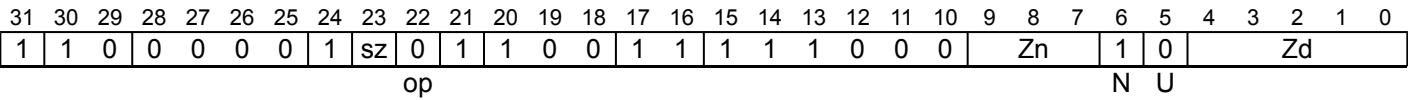
Z[d, VL] = result;
```

SQCVTN

Multi-vector signed saturating extract narrow and interleave

This instruction saturates the signed integer value in each element of the four source vectors to quarter the original source element width, and places the four-way interleaved results in the quarter-width destination elements.
This instruction is unpredicated.

SME2
(FEAT_SME2)



Encoding

```
SQCVTN <Zd>.<T>, { <Zn1>.<Tb>-<Zn4>.<Tb> }
```

Decode for this encoding

```
if !IsFeatureImplemented(FEAT_SME2) then EndOfDecode(Decode_UNDEF);
constant integer esize = 8 << UInt(sz);
constant integer n = UInt(Zn:'00');
constant integer d = UInt(Zd);
```

Assembler Symbols

- <Zd> Is the name of the destination scalable vector register, encoded in the "Zd" field.
- <T> Is the size specifier, encoded in "sz":

sz	<T>
0	B
1	H
- <Zn1> Is the name of the first scalable vector register of the source multi-vector group, encoded as "Zn" times 4.
- <Tb> Is the size specifier, encoded in "sz":

sz	<Tb>
0	S
1	D
- <Zn4> Is the name of the fourth scalable vector register of the source multi-vector group, encoded as "Zn" times 4 plus 3.

Operation

```
CheckStreamingSVEEnabled();
constant integer VL = CurrentVL;
constant integer elements = VL DIV (4 * esize);
bits(VL) result;

for e = 0 to elements-1
  for i = 0 to 3
    constant bits(VL) operand = Z[n+i, VL];
    constant integer element = SInt(Elem[operand, e, 4 * esize]);
    Elem[result, 4*e + i, esize] = SignedSat(element, esize);

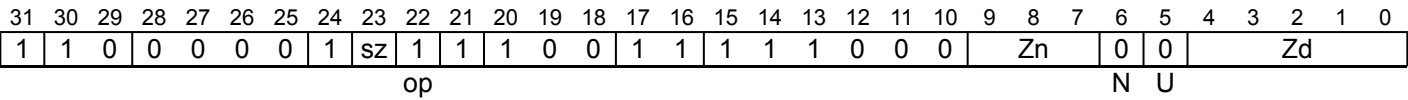
Z[d, VL] = result;
```


SQCVTU (four registers)

Multi-vector signed saturating unsigned extract narrow

This instruction saturates the signed integer value in each element of the four source vectors to unsigned integer value that is quarter the original source element width, and places the results in the quarter-width destination elements.
This instruction is unpredicated.

SME2 (FEAT_SME2)



Encoding

SQCVTU <Zd>.<T>, { <Zn1>.<Tb>-<Zn4>.<Tb> }

Decode for this encoding

```
if !IsFeatureImplemented(FEAT_SME2) then EndOfDecode(Decode_UNDEF);
constant integer esize = 8 << UInt(sz);
constant integer n = UInt(Zn:'00');
constant integer d = UInt(Zd);
```

Assembler Symbols

<Zd> Is the name of the destination scalable vector register, encoded in the "Zd" field.

<T> Is the size specifier, encoded in "sz":

sz	<T>
0	B
1	H

<Zn1> Is the name of the first scalable vector register of the source multi-vector group, encoded as "Zn" times 4.

<Tb> Is the size specifier, encoded in "sz":

sz	<Tb>
0	S
1	D

<Zn4> Is the name of the fourth scalable vector register of the source multi-vector group, encoded as "Zn" times 4 plus 3.

Operation

```
CheckStreamingSVEEnabled();
constant integer VL = CurrentVL;
constant integer elements = VL DIV (4 * esize);
bits(VL) result;

for r = 0 to 3
    constant bits(VL) operand = Z[n+r, VL];
    for e = 0 to elements-1
        constant integer element = SInt(Elem[operand, e, 4 * esize]);
        Elem[result, r*elements + e, esize] = UnsignedSat(element, esize);

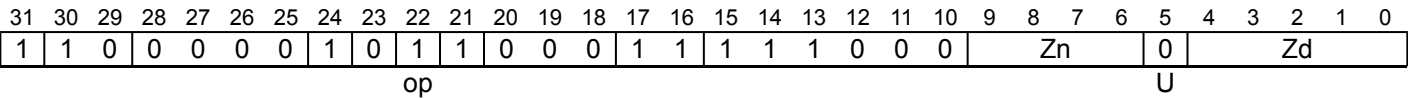
Z[d, VL] = result;
```


SQCVTU (two registers)

Multi-vector signed saturating unsigned extract narrow

This instruction saturates the signed integer value in each element of the two source vectors to unsigned integer value that is half the original source element width, and places the results in the half-width destination elements.
This instruction is unpredicated.

SME2
(FEAT_SME2)



Encoding

```
SQCVTU <Zd>.H, { <Zn1>.S-<Zn2>.S }
```

Decode for this encoding

```
if !IsFeatureImplemented(FEAT_SME2) then EndOfDecode(Decode_UNDEF);
constant integer esize = 16;
constant integer n = UInt(Zn:'0');
constant integer d = UInt(Zd);
```

Assembler Symbols

- <Zd> Is the name of the destination scalable vector register, encoded in the "Zd" field.
- <Zn1> Is the name of the first scalable vector register of the source multi-vector group, encoded as "Zn" times 2.
- <Zn2> Is the name of the second scalable vector register of the source multi-vector group, encoded as "Zn" times 2 plus 1.

Operation

```
CheckStreamingSVEEnabled();
constant integer VL = CurrentVL;
constant integer elements = VL DIV (2 * esize);
bits(VL) result;

for r = 0 to 1
    constant bits(VL) operand = Z[n+r, VL];
    for e = 0 to elements-1
        constant integer element = SInt(Elem[operand, e, 2 * esize]);
        Elem[result, r*elements + e, esize] = UnsignedSat(element, esize);

Z[d, VL] = result;
```

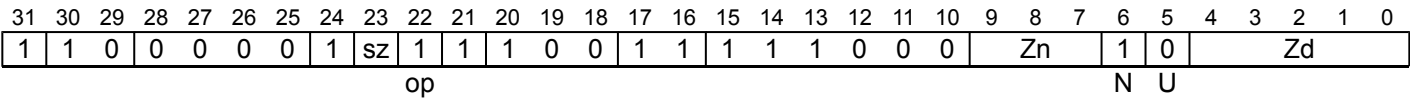
SQCVTUN

Multi-vector signed saturating unsigned extract narrow and interleave

This instruction saturates the signed integer value in each element of the four source vectors to unsigned integer value that is quarter the original source element width, and places the four-way interleaved results in the quarter-width destination elements.

This instruction is unpredicated.

SME2
(FEAT_SME2)



Encoding

```
SQCVTUN <Zd>.<T>, { <Zn1>.<Tb>-<Zn4>.<Tb> }
```

Decode for this encoding

```
if !IsFeatureImplemented(FEAT_SME2) then EndOfDecode(Decode_UNDEF);
constant integer esize = 8 << UInt(sz);
constant integer n = UInt(Zn:'00');
constant integer d = UInt(Zd);
```

Assembler Symbols

- <Zd>

Is the name of the destination scalable vector register, encoded in the "Zd" field.
- <T>

Is the size specifier, encoded in “sz”:

sz	<T>
0	B
1	H
- <Zn1>

Is the name of the first scalable vector register of the source multi-vector group, encoded as "Zn" times 4.
- <Tb>

Is the size specifier, encoded in “sz”:

sz	<Tb>
0	S
1	D
- <Zn4>

Is the name of the fourth scalable vector register of the source multi-vector group, encoded as "Zn" times 4 plus 3.

Operation

```
CheckStreamingSVEEnabled();
constant integer VL = CurrentVL;
constant integer elements = VL DIV (4 * esize);
bits(VL) result;

for e = 0 to elements-1
  for i = 0 to 3
    constant bits(VL) operand = Z[n+i, VL];
    constant integer element = SInt(Elem[operand, e, 4 * esize]);
    Elem[result, 4*e + i, esize] = UnsignedSat(element, esize);

Z[d, VL] = result;
```


SQDMULH (multiple and single vector)

Multi-vector signed saturating doubling multiply high by vector

This instruction multiplies then doubles the corresponding signed elements of the two or four first source vectors and the signed elements of the second source vector, and destructively places the most significant half of the result in the corresponding elements of the two or four first source vectors. Each result element is saturated to the N-bit element's signed integer range $-2^{(N-1)}$ to $(2^{(N-1)})-1$.

This instruction is unpredicated.

It has encodings from 2 classes: [Two registers](#) and [Four registers](#)

Two registers (FEAT_SME2)

31	30	29	28	27	26	25	24	23	22	21	20	19	18	17	16	15	14	13	12	11	10	9	8	7	6	5	4	3	2	1	0
1	1	0	0	0	0	0	1	size	1	0	Zm				1	0	1	0	0	1	0	0	0	0	0	0	Zdn				0
op																															

Encoding

SQDMULH { <Zdn1>.<T>-<Zdn2>.<T> }, { <Zdn1>.<T>-<Zdn2>.<T> }, <Zm>.<T>

Decode for this encoding

```
if !IsFeatureImplemented(FEAT_SME2) then EndOfDecode(Decode_UNDEF);
constant integer esize = 8 << UInt(size);
constant integer dn = UInt(Zdn:'0');
constant integer m = UInt('0':Zm);
constant integer nreg = 2;
```

Four registers (FEAT_SME2)

31	30	29	28	27	26	25	24	23	22	21	20	19	18	17	16	15	14	13	12	11	10	9	8	7	6	5	4	3	2	1	0
1	1	0	0	0	0	0	1	size	1	0	Zm				1	0	1	0	1	1	0	0	0	0	0	0	Zdn			0	0
op																															

Encoding

SQDMULH { <Zdn1>.<T>-<Zdn4>.<T> }, { <Zdn1>.<T>-<Zdn4>.<T> }, <Zm>.<T>

Decode for this encoding

```
if !IsFeatureImplemented(FEAT_SME2) then EndOfDecode(Decode_UNDEF);
constant integer esize = 8 << UInt(size);
constant integer dn = UInt(Zdn:'00');
constant integer m = UInt('0':Zm);
constant integer nreg = 4;
```

Assembler Symbols

- <Zdn1>
- For the "Two registers" variant: is the name of the first scalable vector register of the destination and first source multi-vector group, encoded as "Zdn" times 2.

For the "Four registers" variant: is the name of the first scalable vector register of the destination and first source multi-vector group, encoded as "Zdn" times 4.
- <T>
- Is the size specifier, encoded in “size”:

size	<T>
00	B
01	H
10	S
11	D

- <Zdn2> Is the name of the second scalable vector register of the destination and first source multi-vector group, encoded as "Zdn" times 2 plus 1.
- <Zm> Is the name of the second source scalable vector register Z0-Z15, encoded in the "Zm" field.
- <Zdn4> Is the name of the fourth scalable vector register of the destination and first source multi-vector group, encoded as "Zdn" times 4 plus 3.

Operation

```

CheckStreamingSVEEnabled();
constant integer VL = CurrentVL;
constant integer elements = VL DIV esize;
array [0..3] of bits(VL) results;

for r = 0 to nreg-1
    constant bits(VL) operand1 = Z[dn+r, VL];
    constant bits(VL) operand2 = Z[m, VL];
    for e = 0 to elements-1
        constant integer element1 = SInt(Elem[operand1, e, esize]);
        constant integer element2 = SInt(Elem[operand2, e, esize]);
        constant integer res = 2 * element1 * element2;
        Elem[results[r], e, esize] = SignedSat(res >> esize, esize);

for r = 0 to nreg-1
    Z[dn+r, VL] = results[r];

```

Operational information

If PSTATE.DIT is 1:

- The execution time of this instruction is independent of:
 - The values of the data supplied in any of its registers.
 - The values of the NZCV flags.
- The response of this instruction to asynchronous exceptions does not vary based on:
 - The values of the data supplied in any of its registers.
 - The values of the NZCV flags.

Internal version only: aarchmrs v2025-03_rel, pseudocode v2025-03_rel ; Build timestamp: 2025-03-21T17:41

Copyright © 2010-2025 Arm Limited or its affiliates. All rights reserved. This document is Non-Confidential.

SQDMULH (multiple vectors)

Multi-vector signed saturating doubling multiply high

This instruction multiplies then doubles the corresponding signed elements of the two or four first and second source vectors, and destructively places the most significant half of the result in the corresponding elements of the two or four first source vectors. Each result element is saturated to the N-bit element's signed integer range $-2^{(N-1)}$ to $(2^{(N-1)})-1$.

This instruction is unpredicated.

It has encodings from 2 classes: [Two registers](#) and [Four registers](#)

Two registers

(FEAT_SME2)

31	30	29	28	27	26	25	24	23	22	21	20	19	18	17	16	15	14	13	12	11	10	9	8	7	6	5	4	3	2	1	0
1	1	0	0	0	0	0	1	size	1				Zm		0	1	0	1	1	0	1		0	0	0	0	0		Zdn		0
op																															

Encoding

SQDMULH { <Zdn1>.<T>-<Zdn2>.<T> }, { <Zdn1>.<T>-<Zdn2>.<T> }, { <Zm1>.<T>-<Zm2>.<T> }

Decode for this encoding

```
if !IsFeatureImplemented(FEAT_SME2) then EndOfDecode(Decode_UNDEF);
constant integer esize = 8 << UInt(size);
constant integer dn = UInt(Zdn:'0');
constant integer m = UInt(Zm:'0');
constant integer nreg = 2;
```

Four registers

(FEAT_SME2)

31	30	29	28	27	26	25	24	23	22	21	20	19	18	17	16	15	14	13	12	11	10	9	8	7	6	5	4	3	2	1	0
1	1	0	0	0	0	0	1	size	1	Zm			0	0	1	0	1	1	1	1	0	0	0	0	0	Zdn			0	0	
op																															

Encoding

SQDMULH { <Zdn1>.<T>-<Zdn4>.<T> }, { <Zdn1>.<T>-<Zdn4>.<T> }, { <Zm1>.<T>-<Zm4>.<T> }

Decode for this encoding

```
if !IsFeatureImplemented(FEAT_SME2) then EndOfDecode(Decode_UNDEF);
constant integer esize = 8 << UInt(size);
constant integer dn = UInt(Zdn:'00');
constant integer m = UInt(Zm:'00');
constant integer nreg = 4;
```

Assembler Symbols

- <Zdn1>
- For the "Two registers" variant: is the name of the first scalable vector register of the destination and first source multi-vector group, encoded as "Zdn" times 2.

For the "Four registers" variant: is the name of the first scalable vector register of the destination and first source multi-vector group, encoded as "Zdn" times 4.
- <T>
- Is the size specifier, encoded in “size”:

size	<T>
00	B
01	H
10	S
11	D

- <Zdn2> Is the name of the second scalable vector register of the destination and first source multi-vector group, encoded as "Zdn" times 2 plus 1.
- <Zm1> For the "Two registers" variant: is the name of the first scalable vector register of the second source multi-vector group, encoded as "Zm" times 2.
For the "Four registers" variant: is the name of the first scalable vector register of the second source multi-vector group, encoded as "Zm" times 4.
- <Zm2> Is the name of the second scalable vector register of the second source multi-vector group, encoded as "Zm" times 2 plus 1.
- <Zdn4> Is the name of the fourth scalable vector register of the destination and first source multi-vector group, encoded as "Zdn" times 4 plus 3.
- <Zm4> Is the name of the fourth scalable vector register of the second source multi-vector group, encoded as "Zm" times 4 plus 3.

Operation

```

CheckStreamingSVEEnabled();
constant integer VL = CurrentVL;
constant integer elements = VL DIV esize;
array [0..3] of bits(VL) results;

for r = 0 to nreg-1
    constant bits(VL) operand1 = Z[dn+r, VL];
    constant bits(VL) operand2 = Z[m+r, VL];
    for e = 0 to elements-1
        constant integer element1 = SInt(Elem[operand1, e, esize]);
        constant integer element2 = SInt(Elem[operand2, e, esize]);
        constant integer res = 2 * element1 * element2;
        Elem[results[r], e, esize] = SignedSat(res >> esize, esize);

for r = 0 to nreg-1
    Z[dn+r, VL] = results[r];

```

Operational information

If PSTATE.DIT is 1:

- The execution time of this instruction is independent of:
 - The values of the data supplied in any of its registers.
 - The values of the NZCV flags.
- The response of this instruction to asynchronous exceptions does not vary based on:
 - The values of the data supplied in any of its registers.
 - The values of the NZCV flags.

Internal version only: aarchmrs v2025-03_rel, pseudocode v2025-03_rel ; Build timestamp: 2025-03-21T17:41

Copyright © 2010-2025 Arm Limited or its affiliates. All rights reserved. This document is Non-Confidential.

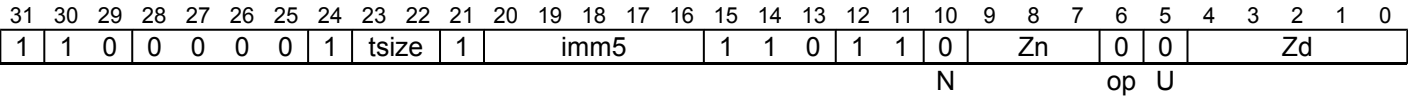
SQRSHR (four registers)

Multi-vector signed saturating rounding shift right narrow by immediate

This instruction shifts right by an immediate value the signed integer value in each element of the four source vectors, and places the rounded results in the quarter-width destination elements. Each result element is saturated to the quarter-width N-bit element's signed integer range $-2^{(N-1)}$ to $(2^{(N-1)})-1$. The immediate shift amount is an unsigned value in the range 1 to number of bits per source element.

This instruction is unpredicated.

SME2
(FEAT_SME2)



Encoding

SQRSHR <Zd>.<T>, { <Zn1>.<Tb>-<Zn4>.<Tb> }, #<const>

Decode for this encoding

```
if !IsFeatureImplemented(FEAT_SME2) then EndOfDecode(Decode_UNDEF);
if tsize == '00' then EndOfDecode(Decode_UNDEF);
constant integer esize = 8 << HighestSetBit(tsize);
constant integer n = UInt(Zn:'00');
constant integer d = UInt(Zd);
constant integer shift = (8 * esize) - UInt(tsize:imm5);
```

Assembler Symbols

<Zd> Is the name of the destination scalable vector register, encoded in the "Zd" field.

<T> Is the size specifier, encoded in “tsize”:

tsize	<T>
00	RESERVED
01	B
1x	H

<Zn1> Is the name of the first scalable vector register of the source multi-vector group, encoded as "Zn" times 4.

<Tb> Is the size specifier, encoded in “tsize”:

tsize	<Tb>
00	RESERVED
01	S
1x	D

<Zn4> Is the name of the fourth scalable vector register of the source multi-vector group, encoded as "Zn" times 4 plus 3.

<const> Is the immediate shift amount, in the range 1 to number of bits per source element, encoded in "tsize:imm5".

Operation

```
CheckStreamingSVEEnabled();
constant integer VL = CurrentVL;
constant integer elements = VL DIV (4 * esize);
bits(VL) result;

for r = 0 to 3
    constant bits(VL) operand = Z[n+r, VL];
    for e = 0 to elements-1
        constant bits(4 * esize) element = Elem[operand, e, 4 * esize];
        constant integer res = (SInt(element) + (1 << (shift-1))) >> shift;
        Elem[result, r*elements + e, esize] = SignedSat(res, esize);

Z[d, VL] = result;
```

Internal version only: aarchmrs v2025-03_rel, pseudocode v2025-03_rel ; Build timestamp: 2025-03-21T17:41

Copyright © 2010-2025 Arm Limited or its affiliates. All rights reserved. This document is Non-Confidential.

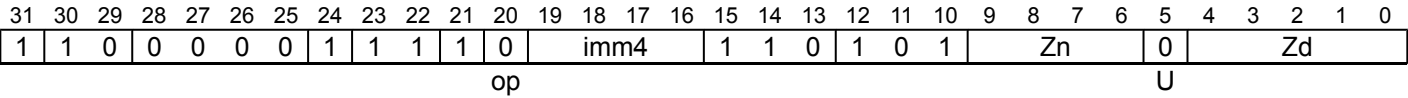
SQRSHR (two registers)

Multi-vector signed saturating rounding shift right narrow by immediate

This instruction shifts right by an immediate value the signed integer value in each element of the two source vectors, and places the rounded results in the half-width destination elements. Each result element is saturated to the half-width N-bit element's signed integer range $-2^{(N-1)}$ to $(2^{(N-1)})-1$. The immediate shift amount is an unsigned value in the range 1 to 16.

This instruction is unpredicated.

SME2
(FEAT_SME2)



Encoding

SQRSHR <Zd>.H, { <Zn1>.S-<Zn2>.S }, #<const>

Decode for this encoding

```
if !IsFeatureImplemented(FEAT_SME2) then EndOfDecode(Decode_UNDEF);
constant integer esize = 16;
constant integer n = UInt(Zn:'0');
constant integer d = UInt(Zd);
constant integer shift = esize - UInt(imm4);
```

Assembler Symbols

- <Zd> Is the name of the destination scalable vector register, encoded in the "Zd" field.
- <Zn1> Is the name of the first scalable vector register of the source multi-vector group, encoded as "Zn" times 2.
- <Zn2> Is the name of the second scalable vector register of the source multi-vector group, encoded as "Zn" times 2 plus 1.
- <const> Is the immediate shift amount, in the range 1 to 16, encoded in the "imm4" field.

Operation

```
CheckStreamingSVEEnabled();
constant integer VL = CurrentVL;
constant integer elements = VL DIV (2 * esize);
bits(VL) result;

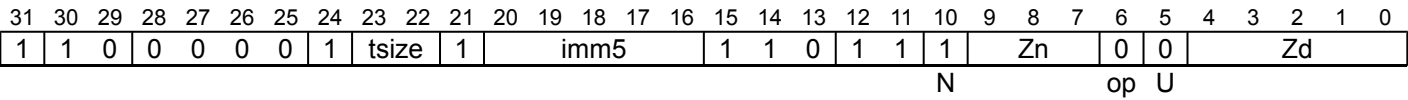
for r = 0 to 1
    constant bits(VL) operand = Z[n+r, VL];
    for e = 0 to elements-1
        constant bits(2 * esize) element = Elem[operand, e, 2 * esize];
        constant integer res = (SInt(element) + (1 << (shift-1))) >> shift;
        Elem[result, r*elements + e, esize] = SignedSat(res, esize);
Z[d, VL] = result;
```

SQRSHRN

Multi-vector signed saturating rounding shift right narrow by immediate and interleave

This instruction shifts right by an immediate value the signed integer value in each element of the four source vectors, and places the four-way interleaved rounded results in the quarter-width destination elements. Each result element is saturated to the quarter-width N-bit element's signed integer range $-2^{(N-1)}$ to $(2^{(N-1)})-1$. The immediate shift amount is an unsigned value in the range 1 to number of bits per source element. This instruction is unpredicated.

SME2
(FEAT_SME2)



Encoding

```
SQRSHRN <Zd>.<T>, { <Zn1>.<Tb>-<Zn4>.<Tb> }, #<const>
```

Decode for this encoding

```
if !IsFeatureImplemented(FEAT_SME2) then EndOfDecode(Decode_UNDEF);
if tsize == '00' then EndOfDecode(Decode_UNDEF);
constant integer esize = 8 << HighestSetBit(tsize);
constant integer n = UInt(Zn:'00');
constant integer d = UInt(Zd);
constant integer shift = (8 * esize) - UInt(tsize:imm5);
```

Assembler Symbols

<Zd> Is the name of the destination scalable vector register, encoded in the "Zd" field.

<T> Is the size specifier, encoded in "tsize":

tsize	<T>
00	RESERVED
01	B
1x	H

<Zn1> Is the name of the first scalable vector register of the source multi-vector group, encoded as "Zn" times 4.

<Tb> Is the size specifier, encoded in "tsize":

tsize	<Tb>
00	RESERVED
01	S
1x	D

<Zn4> Is the name of the fourth scalable vector register of the source multi-vector group, encoded as "Zn" times 4 plus 3.

<const> Is the immediate shift amount, in the range 1 to number of bits per source element, encoded in "tsize:imm5".

Operation

```
CheckStreamingSVEEnabled();  
constant integer VL = CurrentVL;  
constant integer elements = VL DIV (4 * esize);  
bits(VL) result;  
  
for e = 0 to elements-1  
    for i = 0 to 3  
        constant bits(VL) operand = Z[n+i, VL];  
        constant bits(4 * esize) element = Elem[operand, e, 4 * esize];  
        constant integer res = (SInt(element) + (1 << (shift-1))) >> shift;  
        Elem[result, 4*e + i, esize] = SignedSat(res, esize);  
  
Z[d, VL] = result;
```

Internal version only: aarchmrs v2025-03_rel, pseudocode v2025-03_rel ; Build timestamp: 2025-03-21T17:41

Copyright © 2010-2025 Arm Limited or its affiliates. All rights reserved. This document is Non-Confidential.

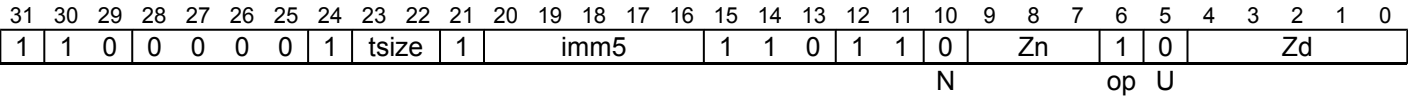
SQRSHRU (four registers)

Multi-vector signed saturating rounding shift right unsigned narrow by immediate

This instruction shifts right by an immediate value the signed integer value in each element of the four source vectors, and places the rounded results in the quarter-width destination elements. Each result element is saturated to the quarter-width N-bit element's unsigned integer range 0 to (2^N)-1. The immediate shift amount is an unsigned value in the range 1 to number of bits per source element.

This instruction is unpredicated.

SME2 (FEAT_SME2)



Encoding

SQRSHRU <Zd>.<T>, { <Zn1>.<Tb>-<Zn4>.<Tb> }, #<const>

Decode for this encoding

```
if !IsFeatureImplemented(FEAT_SME2) then EndOfDecode(Decode_UNDEF);
if tsize == '00' then EndOfDecode(Decode_UNDEF);
constant integer esize = 8 << HighestSetBit(tsize);
constant integer n = UInt(Zn:'00');
constant integer d = UInt(Zd);
constant integer shift = (8 * esize) - UInt(tsize:imm5);
```

Assembler Symbols

<Zd> Is the name of the destination scalable vector register, encoded in the "Zd" field.

<T> Is the size specifier, encoded in “tsize”:

tsize	<T>
00	RESERVED
01	B
1x	H

<Zn1> Is the name of the first scalable vector register of the source multi-vector group, encoded as "Zn" times 4.

<Tb> Is the size specifier, encoded in “tsize”:

tsize	<Tb>
00	RESERVED
01	S
1x	D

<Zn4> Is the name of the fourth scalable vector register of the source multi-vector group, encoded as "Zn" times 4 plus 3.

<const> Is the immediate shift amount, in the range 1 to number of bits per source element, encoded in "tsize:imm5".

Operation

```
CheckStreamingSVEEnabled();
constant integer VL = CurrentVL;
constant integer elements = VL DIV (4 * esize);
bits(VL) result;

for r = 0 to 3
    constant bits(VL) operand = Z[n+r, VL];
    for e = 0 to elements-1
        constant bits(4 * esize) element = Elem[operand, e, 4 * esize];
        constant integer res = (SInt(element) + (1 << (shift-1))) >> shift;
        Elem[result, r*elements + e, esize] = UnsignedSat(res, esize);

Z[d, VL] = result;
```

Internal version only: aarchmrs v2025-03_rel, pseudocode v2025-03_rel ; Build timestamp: 2025-03-21T17:41

Copyright © 2010-2025 Arm Limited or its affiliates. All rights reserved. This document is Non-Confidential.

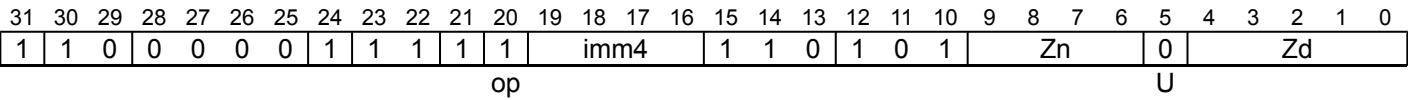
SQRSHRU (two registers)

Multi-vector signed saturating rounding shift right unsigned narrow by immediate

This instruction shifts right by an immediate value the signed integer value in each element of the two source vectors, and places the rounded results in the half-width destination elements. Each result element is saturated to the half-width N-bit element's unsigned integer range 0 to $(2^N)-1$. The immediate shift amount is an unsigned value in the range 1 to 16.

This instruction is unpredicated.

SME2 (FEAT_SME2)



Encoding

SQRSHRU <Zd>.H, { <Zn1>.S-<Zn2>.S }, #<const>

Decode for this encoding

```
if !IsFeatureImplemented(FEAT_SME2) then EndOfDecode(Decode_UNDEF);
constant integer esize = 16;
constant integer n = UInt(Zn:'0');
constant integer d = UInt(Zd);
constant integer shift = esize - UInt(imm4);
```

Assembler Symbols

- <Zd> Is the name of the destination scalable vector register, encoded in the "Zd" field.
- <Zn1> Is the name of the first scalable vector register of the source multi-vector group, encoded as "Zn" times 2.
- <Zn2> Is the name of the second scalable vector register of the source multi-vector group, encoded as "Zn" times 2 plus 1.
- <const> Is the immediate shift amount, in the range 1 to 16, encoded in the "imm4" field.

Operation

```
CheckStreamingSVEEnabled();
constant integer VL = CurrentVL;
constant integer elements = VL DIV (2 * esize);
bits(VL) result;

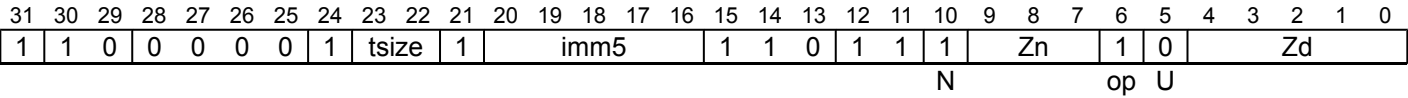
for r = 0 to 1
    constant bits(VL) operand = Z[n+r, VL];
    for e = 0 to elements-1
        constant bits(2 * esize) element = Elem[operand, e, 2 * esize];
        constant integer res = (SInt(element) + (1 << (shift-1))) >> shift;
        Elem[result, r*elements + e, esize] = UnsignedSat(res, esize);
Z[d, VL] = result;
```

SQRSHRUN

Multi-vector signed saturating rounding shift right unsigned narrow by immediate and interleave

This instruction shifts right by an immediate value the signed integer value in each element of the four source vectors, and places the four-way interleaved rounded results in the quarter-width destination elements. Each result element is saturated to the quarter-width N-bit element's unsigned integer range 0 to (2^N)-1. The immediate shift amount is an unsigned value in the range 1 to number of bits per source element. This instruction is unpredicated.

SME2
(FEAT_SME2)



Encoding

```
SQRSHRUN <Zd>.<T>, { <Zn1>.<Tb>-<Zn4>.<Tb> }, #<const>
```

Decode for this encoding

```
if !IsFeatureImplemented(FEAT_SME2) then EndOfDecode(Decode_UNDEF);
if tsize == '00' then EndOfDecode(Decode_UNDEF);
constant integer esize = 8 << HighestSetBit(tsize);
constant integer n = UInt(Zn:'00');
constant integer d = UInt(Zd);
constant integer shift = (8 * esize) - UInt(tsize:imm5);
```

Assembler Symbols

<Zd> Is the name of the destination scalable vector register, encoded in the "Zd" field.

<T> Is the size specifier, encoded in “tsize”:

tsize	<T>
00	RESERVED
01	B
1x	H

<Zn1> Is the name of the first scalable vector register of the source multi-vector group, encoded as "Zn" times 4.

<Tb> Is the size specifier, encoded in “tsize”:

tsize	<Tb>
00	RESERVED
01	S
1x	D

<Zn4> Is the name of the fourth scalable vector register of the source multi-vector group, encoded as "Zn" times 4 plus 3.

<const> Is the immediate shift amount, in the range 1 to number of bits per source element, encoded in "tsize:imm5".

Operation

```
CheckStreamingSVEEnabled();  
constant integer VL = CurrentVL;  
constant integer elements = VL DIV (4 * esize);  
bits(VL) result;  
  
for e = 0 to elements-1  
    for i = 0 to 3  
        constant bits(VL) operand = Z[n+i, VL];  
        constant bits(4 * esize) element = Elem[operand, e, 4 * esize];  
        constant integer res = (SInt(element) + (1 << (shift-1))) >> shift;  
        Elem[result, 4*e + i, esize] = UnsignedSat(res, esize);  
  
Z[d, VL] = result;
```

Internal version only: aarchmrs v2025-03_rel, pseudocode v2025-03_rel ; Build timestamp: 2025-03-21T17:41

Copyright © 2010-2025 Arm Limited or its affiliates. All rights reserved. This document is Non-Confidential.

SRSHL (multiple and single vector)

Multi-vector signed rounding shift left by vector

This instruction shifts the signed elements of the two or four first source vectors by corresponding elements of the second source vector and destructively places the rounded results in the corresponding elements of the two or four first source vectors. A positive shift amount performs a left shift, otherwise a right shift by the negated shift amount is performed.

This instruction is unpredicated.

It has encodings from 2 classes: [Two registers](#) and [Four registers](#)

Two registers (FEAT_SME2)

31	30	29	28	27	26	25	24	23	22	21	20	19	18	17	16	15	14	13	12	11	10	9	8	7	6	5	4	3	2	1	0
1	1	0	0	0	0	0	1	size	1	0		Zm		1	0	1	0	0	0	1	0	0	0	0	1		Zdn				0
opc																															U

Encoding

SRSHL { <Zdn1>.<T>-<Zdn2>.<T> }, { <Zdn1>.<T>-<Zdn2>.<T> }, <Zm>.<T>

Decode for this encoding

```
if !IsFeatureImplemented(FEAT_SME2) then EndOfDecode(Decode_UNDEF);
constant integer esize = 8 << UInt(size);
constant integer dn = UInt(Zdn:'0');
constant integer m = UInt('0':Zm);
constant integer nreg = 2;
```

Four registers (FEAT_SME2)

31	30	29	28	27	26	25	24	23	22	21	20	19	18	17	16	15	14	13	12	11	10	9	8	7	6	5	4	3	2	1	0
1	1	0	0	0	0	0	1	size	1	0		Zm		1	0	1	0	1	0	1	0	1	0	0	0	1		Zdn		0	0
opc																															U

Encoding

SRSHL { <Zdn1>.<T>-<Zdn4>.<T> }, { <Zdn1>.<T>-<Zdn4>.<T> }, <Zm>.<T>

Decode for this encoding

```
if !IsFeatureImplemented(FEAT_SME2) then EndOfDecode(Decode_UNDEF);
constant integer esize = 8 << UInt(size);
constant integer dn = UInt(Zdn:'00');
constant integer m = UInt('0':Zm);
constant integer nreg = 4;
```

Assembler Symbols

- <Zdn1>
- For the "Two registers" variant: is the name of the first scalable vector register of the destination and first source multi-vector group, encoded as "Zdn" times 2.

For the "Four registers" variant: is the name of the first scalable vector register of the destination and first source multi-vector group, encoded as "Zdn" times 4.
- <T>
- Is the size specifier, encoded in “size”:

size	<T>
00	B
01	H
10	S
11	D

- <Zdn2> Is the name of the second scalable vector register of the destination and first source multi-vector group, encoded as "Zdn" times 2 plus 1.
- <Zm> Is the name of the second source scalable vector register Z0-Z15, encoded in the "Zm" field.
- <Zdn4> Is the name of the fourth scalable vector register of the destination and first source multi-vector group, encoded as "Zdn" times 4 plus 3.

Operation

```

CheckStreamingSVEEnabled();
constant integer VL = CurrentVL;
constant integer elements = VL DIV esize;
array [0..3] of bits(VL) results;

for r = 0 to nreg-1
    constant bits(VL) operand1 = Z[dn+r, VL];
    constant bits(VL) operand2 = Z[m, VL];
    for e = 0 to elements-1
        constant integer element = SInt(Elem[operand1, e, esize]);
        integer shift = ShiftSat(SInt(Elem[operand2, e, esize]), esize);
        integer res;
        if shift >= 0 then
            res = element << shift;
        else
            shift = -shift;
            res = (element + (1 << (shift - 1))) >> shift;
        Elem[results[r], e, esize] = res<esize-1:0>;

for r = 0 to nreg-1
    Z[dn+r, VL] = results[r];

```

Internal version only: aarchmrs v2025-03_rel, pseudocode v2025-03_rel ; Build timestamp: 2025-03-21T17:41

Copyright © 2010-2025 Arm Limited or its affiliates. All rights reserved. This document is Non-Confidential.

SRSHL (multiple vectors)

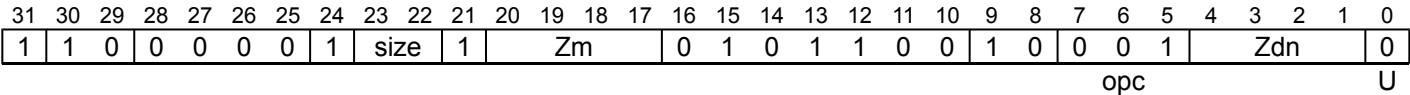
Multi-vector signed rounding shift left

This instruction shifts the signed elements of the two or four first source vectors by corresponding elements of the two or four second source vectors and destructively places the rounded results in the corresponding elements of the two or four first source vectors. A positive shift amount performs a left shift, otherwise a right shift by the negated shift amount is performed.

This instruction is unpredicated.

It has encodings from 2 classes: [Two registers](#) and [Four registers](#)

Two registers (FEAT_SME2)



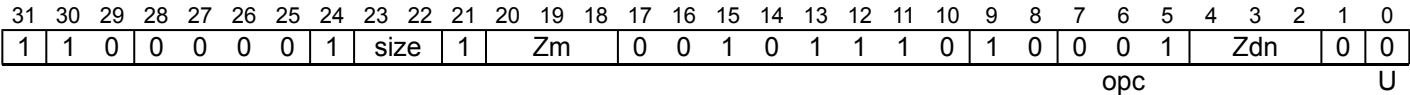
Encoding

SRSHL { <Zdn1>.<T>-<Zdn2>.<T> }, { <Zdn1>.<T>-<Zdn2>.<T> }, { <Zm1>.<T>-<Zm2>.<T> }

Decode for this encoding

```
if !IsFeatureImplemented(FEAT_SME2) then EndOfDecode(Decode_UNDEF);
constant integer esize = 8 << UInt(size);
constant integer dn = UInt(Zdn:'0');
constant integer m = UInt(Zm:'0');
constant integer nreg = 2;
```

Four registers (FEAT_SME2)



Encoding

SRSHL { <Zdn1>.<T>-<Zdn4>.<T> }, { <Zdn1>.<T>-<Zdn4>.<T> }, { <Zm1>.<T>-<Zm4>.<T> }

Decode for this encoding

```
if !IsFeatureImplemented(FEAT_SME2) then EndOfDecode(Decode_UNDEF);
constant integer esize = 8 << UInt(size);
constant integer dn = UInt(Zdn:'00');
constant integer m = UInt(Zm:'00');
constant integer nreg = 4;
```

Assembler Symbols

- <Zdn1>
- For the "Two registers" variant: is the name of the first scalable vector register of the destination and first source multi-vector group, encoded as "Zdn" times 2.

For the "Four registers" variant: is the name of the first scalable vector register of the destination and first source multi-vector group, encoded as "Zdn" times 4.
- <T>
- Is the size specifier, encoded in “size”:

size	<T>
00	B
01	H
10	S
11	D

- <Zdn2> Is the name of the second scalable vector register of the destination and first source multi-vector group, encoded as "Zdn" times 2 plus 1.
- <Zm1> For the "Two registers" variant: is the name of the first scalable vector register of the second source multi-vector group, encoded as "Zm" times 2.
For the "Four registers" variant: is the name of the first scalable vector register of the second source multi-vector group, encoded as "Zm" times 4.
- <Zm2> Is the name of the second scalable vector register of the second source multi-vector group, encoded as "Zm" times 2 plus 1.
- <Zdn4> Is the name of the fourth scalable vector register of the destination and first source multi-vector group, encoded as "Zdn" times 4 plus 3.
- <Zm4> Is the name of the fourth scalable vector register of the second source multi-vector group, encoded as "Zm" times 4 plus 3.

Operation

```

CheckStreamingSVEEnabled();
constant integer VL = CurrentVL;
constant integer elements = VL DIV esize;
array [0..3] of bits(VL) results;

for r = 0 to nreg-1
    constant bits(VL) operand1 = Z[dn+r, VL];
    constant bits(VL) operand2 = Z[m+r, VL];
    for e = 0 to elements-1
        constant integer element = SInt(Elem[operand1, e, esize]);
        integer shift = ShiftSat(SInt(Elem[operand2, e, esize]), esize);
        integer res;
        if shift >= 0 then
            res = element << shift;
        else
            shift = -shift;
            res = (element + (1 << (shift - 1))) >> shift;
        Elem[results[r], e, esize] = res<esize-1:0>;

for r = 0 to nreg-1
    Z[dn+r, VL] = results[r];

```

Internal version only: aarchmrs v2025-03_rel, pseudocode v2025-03_rel ; Build timestamp: 2025-03-21T17:41

Copyright © 2010-2025 Arm Limited or its affiliates. All rights reserved. This document is Non-Confidential.

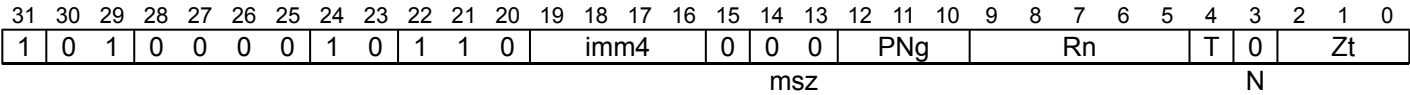
ST1B (scalar plus immediate, strided registers)

Contiguous store of bytes from multiple strided vectors (immediate index)

This instruction performs a contiguous store of bytes from elements of two or four strided vector registers to the memory address generated by a 64-bit scalar base and immediate index which is multiplied by the vector's in-memory size, irrespective of predication, and added to the base address. Inactive elements are not written to memory.

It has encodings from 2 classes: [Two registers](#) and [Four registers](#)

Two registers (FEAT_SME2)



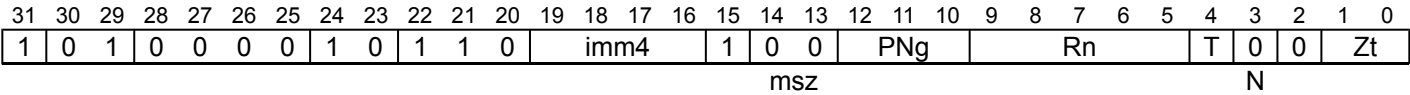
Encoding

ST1B { <Zt1>.B, <Zt2>.B }, <PNg>, [<Xn|SP>{, #<imm>, MUL VL}]

Decode for this encoding

```
if !IsFeatureImplemented(FEAT_SME2) then EndOfDecode(Decode_UNDEF);
constant integer n = UInt(Rn);
constant integer g = UInt('1':PNg);
constant integer nreg = 2;
constant integer tstride = 8;
constant integer t = UInt(T:'0':Zt);
constant integer esize = 8;
constant integer offset = SInt(imm4);
```

Four registers (FEAT_SME2)



Encoding

ST1B { <Zt1>.B, <Zt2>.B, <Zt3>.B, <Zt4>.B }, <PNg>, [<Xn|SP>{, #<imm>, MUL VL}]

Decode for this encoding

```
if !IsFeatureImplemented(FEAT_SME2) then EndOfDecode(Decode_UNDEF);
constant integer n = UInt(Rn);
constant integer g = UInt('1':PNg);
constant integer nreg = 4;
constant integer tstride = 4;
constant integer t = UInt(T:'00':Zt);
constant integer esize = 8;
constant integer offset = SInt(imm4);
```

Assembler Symbols

<Zt1> For the "Two registers" variant: is the name of the first scalable vector register Z0-Z7 or Z16-Z23 to be transferred, encoded as "T:'0':Zt".

For the "Four registers" variant: is the name of the first scalable vector register Z0-Z3 or Z16-Z19 to be transferred, encoded as "T:'00':Zt".

<Zt2>	For the "Two registers" variant: is the name of the second scalable vector register Z8-Z15 or Z24-Z31 to be transferred, encoded as "T:'1':Zt". For the "Four registers" variant: is the name of the second scalable vector register Z4-Z7 or Z20-Z23 to be transferred, encoded as "T:'01':Zt".
<PNg>	Is the name of the governing scalable predicate register PN8-PN15, with predicate-as-counter encoding, encoded in the "PNg" field.
<Xn SP>	Is the 64-bit name of the general-purpose base register or stack pointer, encoded in the "Rn" field.
<imm>	For the "Two registers" variant: is the optional signed immediate vector offset, a multiple of 2 in the range -16 to 14, defaulting to 0, encoded in the "imm4" field. For the "Four registers" variant: is the optional signed immediate vector offset, a multiple of 4 in the range -32 to 28, defaulting to 0, encoded in the "imm4" field.
<Zt3>	Is the name of the third scalable vector register Z8-Z11 or Z24-Z27 to be transferred, encoded as "T:'10':Zt".
<Zt4>	Is the name of the fourth scalable vector register Z12-Z15 or Z28-Z31 to be transferred, encoded as "T:'11':Zt".

Operation

```

CheckStreamingSVEEnabled();
constant integer VL = CurrentVL;
constant integer PL = VL DIV 8;
constant integer elements = VL DIV esize;
constant integer mbytes = esize DIV 8;
bits(64) base;
bits(64) addr;
bits(VL) src;
constant bits(PL) pred = P[g, PL];
constant bits(PL * nreg) mask = CounterToPredicate(pred<15:0>, PL * nreg);
constant boolean contiguous = TRUE;
constant boolean nontemporal = FALSE;
integer transfer = t;
constant boolean tagchecked = n != 31;
constant AccessDescriptor accdesc = CreateAccDescSVE(MemOp_STORE, nontemporal, contiguous,
                                                    tagchecked);

if !AnyActiveElement(mask, esize) then
    if n == 31 && ConstrainUnpredictableBool(Unpredictable_CHECKSPNONEACTIVE) then
        CheckSPAlignment();
    else
        if n == 31 then CheckSPAlignment();

base = if n == 31 then SP[64] else X[n, 64];
addr = AddressAdd(base, offset * nreg * elements * mbytes, accdesc);

for r = 0 to nreg-1
    src = Z[transfer, VL];
    for e = 0 to elements-1
        if ActivePredicateElement(mask, r * elements + e, esize) then
            Mem[addr, mbytes, accdesc] = Elem[src, e, esize];
            addr = AddressIncrement(addr, mbytes, accdesc);
        transfer = transfer + tstride;

```

Operational information

If PSTATE.DIT is 1, the timing of this instruction is insensitive to the value of the data being loaded or stored when its governing predicate register contains the same value for each execution.

Internal version only: aarchmrs v2025-03_rel, pseudocode v2025-03_rel ; Build timestamp: 2025-03-21T17:41

Copyright © 2010-2025 Arm Limited or its affiliates. All rights reserved. This document is Non-Confidential.

ST1B (scalar plus scalar, strided registers)

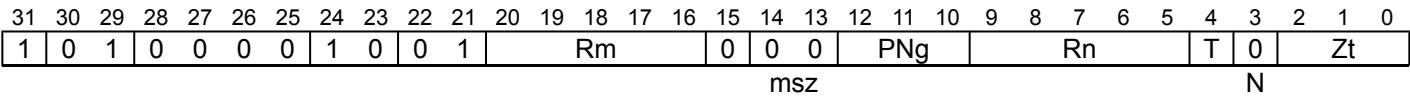
Contiguous store of bytes from multiple strided vectors (scalar index)

This instruction performs a contiguous store of bytes from elements of two or four strided vector registers to the memory address generated by a 64-bit scalar base and scalar index which is added to the base address. After each element access the index value is incremented, but the index register is not updated.

Inactive elements are not written to memory.

It has encodings from 2 classes: [Two registers](#) and [Four registers](#)

Two registers (FEAT_SME2)



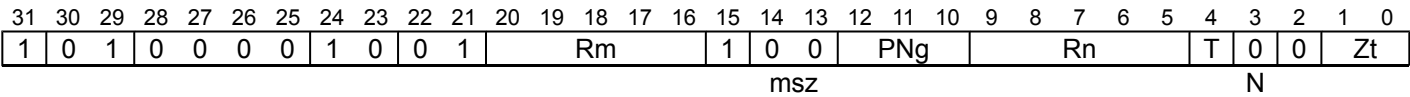
Encoding

ST1B { <Zt1>.B, <Zt2>.B }, <PNg>, [<Xn|SP>, <Xm>]

Decode for this encoding

```
if !IsFeatureImplemented(FEAT_SME2) then EndOfDecode(Decode_UNDEF);
constant integer n = UInt(Rn);
constant integer m = UInt(Rm);
constant integer g = UInt('1':PNg);
constant integer nreg = 2;
constant integer tstride = 8;
constant integer t = UInt(T:'0':Zt);
constant integer esize = 8;
```

Four registers (FEAT_SME2)



Encoding

ST1B { <Zt1>.B, <Zt2>.B, <Zt3>.B, <Zt4>.B }, <PNg>, [<Xn|SP>, <Xm>]

Decode for this encoding

```
if !IsFeatureImplemented(FEAT_SME2) then EndOfDecode(Decode_UNDEF);
constant integer n = UInt(Rn);
constant integer m = UInt(Rm);
constant integer g = UInt('1':PNg);
constant integer nreg = 4;
constant integer tstride = 4;
constant integer t = UInt(T:'00':Zt);
constant integer esize = 8;
```

Assembler Symbols

<Zt1> For the "Two registers" variant: is the name of the first scalable vector register Z0-Z7 or Z16-Z23 to be transferred, encoded as "T:'0':Zt".

	For the "Four registers" variant: is the name of the first scalable vector register Z0-Z3 or Z16-Z19 to be transferred, encoded as "T:'00':Zt".
<Zt2>	For the "Two registers" variant: is the name of the second scalable vector register Z8-Z15 or Z24-Z31 to be transferred, encoded as "T:'1':Zt".
	For the "Four registers" variant: is the name of the second scalable vector register Z4-Z7 or Z20-Z23 to be transferred, encoded as "T:'01':Zt".
<PNg>	Is the name of the governing scalable predicate register PN8-PN15, with predicate-as-counter encoding, encoded in the "PNg" field.
<Xn SP>	Is the 64-bit name of the general-purpose base register or stack pointer, encoded in the "Rn" field.
<Xm>	Is the 64-bit name of the general-purpose offset register, encoded in the "Rm" field.
<Zt3>	Is the name of the third scalable vector register Z8-Z11 or Z24-Z27 to be transferred, encoded as "T:'10':Zt".
<Zt4>	Is the name of the fourth scalable vector register Z12-Z15 or Z28-Z31 to be transferred, encoded as "T:'11':Zt".

Operation

```

CheckStreamingSVEEnabled();
constant integer VL = CurrentVL;
constant integer PL = VL DIV 8;
constant integer elements = VL DIV esize;
constant integer mbytes = esize DIV 8;
bits(64) offset;
bits(64) base;
bits(64) addr;
bits(VL) src;
constant bits(PL) pred = P[g, PL];
constant bits(PL * nreg) mask = CounterToPredicate(pred<15:0>, PL * nreg);
constant boolean contiguous = TRUE;
constant boolean nontemporal = FALSE;
integer transfer = t;
constant boolean tagchecked = TRUE;
constant AccessDescriptor accdesc = CreateAccDescSVE(MemOp_STORE, nontemporal, contiguous,
                                                    tagchecked);

if !AnyActiveElement(mask, esize) then
    if n == 31 && ConstrainUnpredictableBool(Unpredictable_CHECKSPNONEACTIVE) then
        CheckSPAlignment();
    else
        if n == 31 then CheckSPAlignment();

base = if n == 31 then SP[64] else X[n, 64];
offset = X[m, 64];
addr = AddressAdd(base, UInt(offset) * mbytes, accdesc);

for r = 0 to nreg-1
    src = Z[transfer, VL];
    for e = 0 to elements-1
        if ActivePredicateElement(mask, r * elements + e, esize) then
            Mem[addr, mbytes, accdesc] = Elem[src, e, esize];
            addr = AddressIncrement(addr, mbytes, accdesc);
        transfer = transfer + tstride;

```

Operational information

If PSTATE.DIT is 1, the timing of this instruction is insensitive to the value of the data being loaded or stored when its governing predicate register contains the same value for each execution.

Internal version only: aarchmrs v2025-03_rel, pseudocode v2025-03_rel ; Build timestamp: 2025-03-21T17:41

Copyright © 2010-2025 Arm Limited or its affiliates. All rights reserved. This document is Non-Confidential.

ST1B (scalar plus scalar, tile slice)

Contiguous store of bytes from 8-bit element ZA tile slice

This instruction performs a contiguous store of bytes from an 8-bit element ZA tile slice. The slice number within the tile is selected by the sum of the slice index register and immediate offset, modulo the number of 8-bit elements in a vector. The immediate offset is in the range 0 to 15. The memory address is generated by a 64-bit scalar base and an optional 64-bit scalar offset which is added to the base address. Inactive elements are not written to memory.

SME (FEAT_SME)

31	30	29	28	27	26	25	24	23	22	21	20	19	18	17	16	15	14	13	12	11	10	9	8	7	6	5	4	3	2	1	0
1	1	1	0	0	0	0	0	0	0	1	Rm				V	Rs	Pg				Rn				0	off4					
msz																															

Encoding

ST1B { ZA0<HV>.B[<Ws>, <offs>] }, <Pg>, [<Xn|SP>{, <Xm>}]

Decode for this encoding

```
if !IsFeatureImplemented(FEAT_SME) then EndOfDecode(Decode_UNDEF);
constant integer n = UInt(Rn);
constant integer m = UInt(Rm);
constant integer g = UInt('0':Pg);
constant integer s = UInt('011':Rs);
constant integer t = 0;
constant integer offset = UInt(off4);
constant integer esize = 8;
constant boolean vertical = V == '1';
```

Assembler Symbols

- <HV> Is the horizontal or vertical slice indicator, encoded in “V”:
- | V | <HV> |
|---|------|
| 0 | H |
| 1 | V |
- <Ws> Is the 32-bit name of the slice index register W12-W15, encoded in the "Rs" field.
- <offs> Is the slice index offset, in the range 0 to 15, encoded in the "off4" field.
- <Pg> Is the name of the governing scalable predicate register P0-P7, encoded in the "Pg" field.
- <Xn|SP> Is the 64-bit name of the general-purpose base register or stack pointer, encoded in the "Rn" field.
- <Xm> Is the optional 64-bit name of the general-purpose offset register, defaulting to XZR, encoded in the "Rm" field.

Operation

```
CheckStreamingSVEAndZAAEnabled();
constant integer VL = CurrentVL;
constant integer PL = VL DIV 8;
constant integer dim = VL DIV esize;
bits(64) base;
bits(64) addr;
constant bits(PL) mask = P[g, PL];
bits(64) moffs = X[m, 64];
constant bits(32) index = X[s, 32];
constant integer slice = (UInt(index) + offset) MOD dim;
bits(VL) src;
constant integer mbytes = esize DIV 8;
constant boolean contiguous = TRUE;
constant boolean nontemporal = FALSE;
constant boolean tagchecked = TRUE;
constant AccessDescriptor accdesc = CreateAccDescSME(MemOp\_STORE, nontemporal, contiguous,
tagchecked);

if n == 31 then
    if (AnyActiveElement(mask, esize) ||
        ConstrainUnpredictableBool(Unpredictable\_CHECKSPNONEACTIVE)) then
        CheckSPAlignment();
        base = SP[64];
    else
        base = X[n, 64];

src = ZAslice[t, esize, vertical, slice, VL];
for e = 0 to dim-1
    addr = AddressAdd(base, UInt(moffs) * mbytes, accdesc);
    if ActivePredicateElement(mask, e, esize) then
        Mem[addr, mbytes, accdesc] = Elem[src, e, esize];
    moffs = moffs + 1;
```

Operational information

If PSTATE.DIT is 1, the timing of this instruction is insensitive to the value of the data being loaded or stored when its governing predicate register contains the same value for each execution.

Internal version only: aarchmrs v2025-03_rel, pseudocode v2025-03_rel ; Build timestamp: 2025-03-21T17:41

Copyright © 2010-2025 Arm Limited or its affiliates. All rights reserved. This document is Non-Confidential.

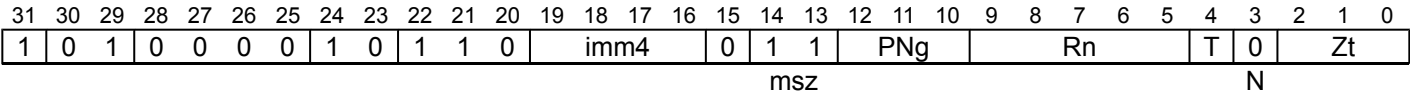
ST1D (scalar plus immediate, strided registers)

Contiguous store of doublewords from multiple strided vectors (immediate index)

This instruction performs a contiguous store of doublewords from elements of two or four strided vector registers to the memory address generated by a 64-bit scalar base and immediate index which is multiplied by the vector's in-memory size, irrespective of predication, and added to the base address. Inactive elements are not written to memory.

It has encodings from 2 classes: [Two registers](#) and [Four registers](#)

Two registers (FEAT_SME2)



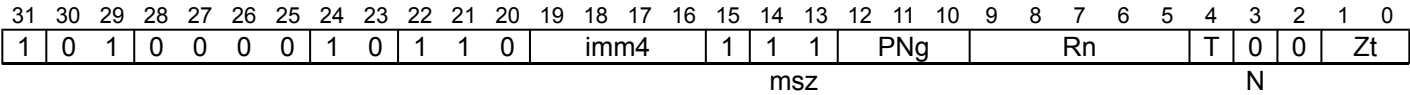
Encoding

ST1D { <Zt1>.D, <Zt2>.D }, <PNg>, [<Xn|SP>{, #<imm>, MUL VL}]

Decode for this encoding

```
if !IsFeatureImplemented(FEAT_SME2) then EndOfDecode(Decode_UNDEF);
constant integer n = UInt(Rn);
constant integer g = UInt('1':PNg);
constant integer nreg = 2;
constant integer tstride = 8;
constant integer t = UInt(T:'0':Zt);
constant integer esize = 64;
constant integer offset = SInt(imm4);
```

Four registers (FEAT_SME2)



Encoding

ST1D { <Zt1>.D, <Zt2>.D, <Zt3>.D, <Zt4>.D }, <PNg>, [<Xn|SP>{, #<imm>, MUL VL}]

Decode for this encoding

```
if !IsFeatureImplemented(FEAT_SME2) then EndOfDecode(Decode_UNDEF);
constant integer n = UInt(Rn);
constant integer g = UInt('1':PNg);
constant integer nreg = 4;
constant integer tstride = 4;
constant integer t = UInt(T:'00':Zt);
constant integer esize = 64;
constant integer offset = SInt(imm4);
```

Assembler Symbols

- <Zt1> For the "Two registers" variant: is the name of the first scalable vector register Z0-Z7 or Z16-Z23 to be transferred, encoded as "T:'0':Zt".
- For the "Four registers" variant: is the name of the first scalable vector register Z0-Z3 or Z16-Z19 to be transferred, encoded as "T:'00':Zt".

<Zt2>	For the "Two registers" variant: is the name of the second scalable vector register Z8-Z15 or Z24-Z31 to be transferred, encoded as "T:'1':Zt". For the "Four registers" variant: is the name of the second scalable vector register Z4-Z7 or Z20-Z23 to be transferred, encoded as "T:'01':Zt".
<PNg>	Is the name of the governing scalable predicate register PN8-PN15, with predicate-as-counter encoding, encoded in the "PNg" field.
<Xn SP>	Is the 64-bit name of the general-purpose base register or stack pointer, encoded in the "Rn" field.
<imm>	For the "Two registers" variant: is the optional signed immediate vector offset, a multiple of 2 in the range -16 to 14, defaulting to 0, encoded in the "imm4" field. For the "Four registers" variant: is the optional signed immediate vector offset, a multiple of 4 in the range -32 to 28, defaulting to 0, encoded in the "imm4" field.
<Zt3>	Is the name of the third scalable vector register Z8-Z11 or Z24-Z27 to be transferred, encoded as "T:'10':Zt".
<Zt4>	Is the name of the fourth scalable vector register Z12-Z15 or Z28-Z31 to be transferred, encoded as "T:'11':Zt".

Operation

```

CheckStreamingSVEEnabled();
constant integer VL = CurrentVL;
constant integer PL = VL DIV 8;
constant integer elements = VL DIV esize;
constant integer mbytes = esize DIV 8;
bits(64) base;
bits(64) addr;
bits(VL) src;
constant bits(PL) pred = P[g, PL];
constant bits(PL * nreg) mask = CounterToPredicate(pred<15:0>, PL * nreg);
constant boolean contiguous = TRUE;
constant boolean nontemporal = FALSE;
integer transfer = t;
constant boolean tagchecked = n != 31;
constant AccessDescriptor accdesc = CreateAccDescSVE(MemOp_STORE, nontemporal, contiguous,
                                                    tagchecked);

if !AnyActiveElement(mask, esize) then
    if n == 31 && ConstrainUnpredictableBool(Unpredictable_CHECKSPNONEACTIVE) then
        CheckSPAlignment();
    else
        if n == 31 then CheckSPAlignment();

base = if n == 31 then SP[64] else X[n, 64];
addr = AddressAdd(base, offset * nreg * elements * mbytes, accdesc);

for r = 0 to nreg-1
    src = Z[transfer, VL];
    for e = 0 to elements-1
        if ActivePredicateElement(mask, r * elements + e, esize) then
            Mem[addr, mbytes, accdesc] = Elem[src, e, esize];
            addr = AddressIncrement(addr, mbytes, accdesc);
        transfer = transfer + tstride;

```

Operational information

If PSTATE.DIT is 1, the timing of this instruction is insensitive to the value of the data being loaded or stored when its governing predicate register contains the same value for each execution.

Internal version only: aarchmrs v2025-03_rel, pseudocode v2025-03_rel ; Build timestamp: 2025-03-21T17:41

Copyright © 2010-2025 Arm Limited or its affiliates. All rights reserved. This document is Non-Confidential.

ST1D (scalar plus scalar, strided registers)

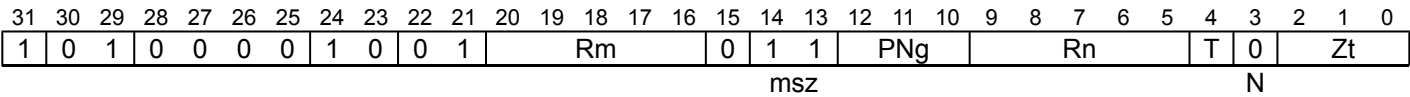
Contiguous store of doublewords from multiple strided vectors (scalar index)

This instruction performs a contiguous store of doublewords from elements of two or four strided vector registers to the memory address generated by a 64-bit scalar base and scalar index which is added to the base address. After each element access the index value is incremented, but the index register is not updated.

Inactive elements are not written to memory.

It has encodings from 2 classes: [Two registers](#) and [Four registers](#)

Two registers (FEAT_SME2)



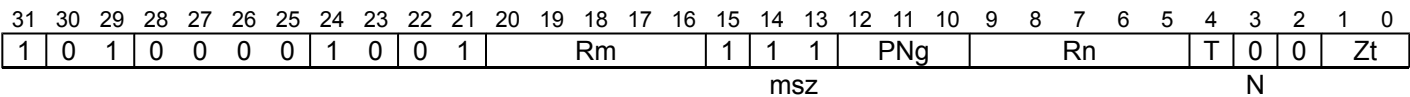
Encoding

ST1D { <Zt1>.D, <Zt2>.D }, <PNg>, [<Xn|SP>, <Xm>, LSL #3]

Decode for this encoding

```
if !IsFeatureImplemented(FEAT_SME2) then EndOfDecode(Decode_UNDEF);
constant integer n = UInt(Rn);
constant integer m = UInt(Rm);
constant integer g = UInt('1':PNg);
constant integer nreg = 2;
constant integer tstride = 8;
constant integer t = UInt(T:'0':Zt);
constant integer esize = 64;
```

Four registers (FEAT_SME2)



Encoding

ST1D { <Zt1>.D, <Zt2>.D, <Zt3>.D, <Zt4>.D }, <PNg>, [<Xn|SP>, <Xm>, LSL #3]

Decode for this encoding

```
if !IsFeatureImplemented(FEAT_SME2) then EndOfDecode(Decode_UNDEF);
constant integer n = UInt(Rn);
constant integer m = UInt(Rm);
constant integer g = UInt('1':PNg);
constant integer nreg = 4;
constant integer tstride = 4;
constant integer t = UInt(T:'00':Zt);
constant integer esize = 64;
```

Assembler Symbols

<Zt1> For the "Two registers" variant: is the name of the first scalable vector register Z0-Z7 or Z16-Z23 to be transferred, encoded as "T:'0':Zt".

	For the "Four registers" variant: is the name of the first scalable vector register Z0-Z3 or Z16-Z19 to be transferred, encoded as "T:'00':Zt".
<Zt2>	For the "Two registers" variant: is the name of the second scalable vector register Z8-Z15 or Z24-Z31 to be transferred, encoded as "T:'1':Zt".
	For the "Four registers" variant: is the name of the second scalable vector register Z4-Z7 or Z20-Z23 to be transferred, encoded as "T:'01':Zt".
<PNg>	Is the name of the governing scalable predicate register PN8-PN15, with predicate-as-counter encoding, encoded in the "PNg" field.
<Xn SP>	Is the 64-bit name of the general-purpose base register or stack pointer, encoded in the "Rn" field.
<Xm>	Is the 64-bit name of the general-purpose offset register, encoded in the "Rm" field.
<Zt3>	Is the name of the third scalable vector register Z8-Z11 or Z24-Z27 to be transferred, encoded as "T:'10':Zt".
<Zt4>	Is the name of the fourth scalable vector register Z12-Z15 or Z28-Z31 to be transferred, encoded as "T:'11':Zt".

Operation

```

CheckStreamingSVEEnabled();
constant integer VL = CurrentVL;
constant integer PL = VL DIV 8;
constant integer elements = VL DIV esize;
constant integer mbytes = esize DIV 8;
bits(64) offset;
bits(64) base;
bits(64) addr;
bits(VL) src;
constant bits(PL) pred = P[g, PL];
constant bits(PL * nreg) mask = CounterToPredicate(pred<15:0>, PL * nreg);
constant boolean contiguous = TRUE;
constant boolean nontemporal = FALSE;
integer transfer = t;
constant boolean tagchecked = TRUE;
constant AccessDescriptor accdesc = CreateAccDescSVE(MemOp_STORE, nontemporal, contiguous,
                                                    tagchecked);

if !AnyActiveElement(mask, esize) then
    if n == 31 && ConstrainUnpredictableBool(Unpredictable_CHECKSPNONEACTIVE) then
        CheckSPAlignment();
    else
        if n == 31 then CheckSPAlignment();

base = if n == 31 then SP[64] else X[n, 64];
offset = X[m, 64];
addr = AddressAdd(base, UInt(offset) * mbytes, accdesc);

for r = 0 to nreg-1
    src = Z[transfer, VL];
    for e = 0 to elements-1
        if ActivePredicateElement(mask, r * elements + e, esize) then
            Mem[addr, mbytes, accdesc] = Elem[src, e, esize];
            addr = AddressIncrement(addr, mbytes, accdesc);
        transfer = transfer + tstride;

```

Operational information

If PSTATE.DIT is 1, the timing of this instruction is insensitive to the value of the data being loaded or stored when its governing predicate register contains the same value for each execution.

Internal version only: aarchmrs v2025-03_rel, pseudocode v2025-03_rel ; Build timestamp: 2025-03-21T17:41

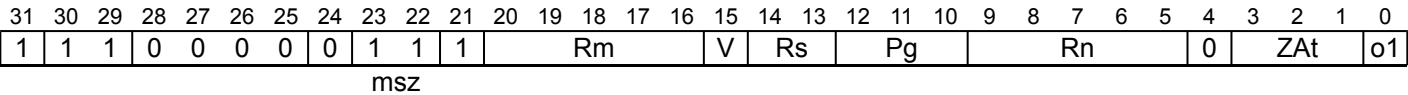
Copyright © 2010-2025 Arm Limited or its affiliates. All rights reserved. This document is Non-Confidential.

ST1D (scalar plus scalar, tile slice)

Contiguous store of doublewords from 64-bit element ZA tile slice

This instruction performs a contiguous store of doublewords from a 64-bit element ZA tile slice. The slice number within the tile is selected by the sum of the slice index register and immediate offset, modulo the number of 64-bit elements in a vector. The immediate offset is in the range 0 to 1. The memory address is generated by a 64-bit scalar base and an optional 64-bit scalar offset which is multiplied by 8 and added to the base address. Inactive elements are not written to memory.

SME
(FEAT_SME)



Encoding

```
ST1D { <ZAt><HV>.D[<Ws>, <offs>] }, <Pg>, [<Xn|SP>{, <Xm>, LSL #3}]
```

Decode for this encoding

```
if !IsFeatureImplemented(FEAT_SME) then EndOfDecode(Decode_UNDEF);
constant integer n = UInt(Rn);
constant integer m = UInt(Rm);
constant integer g = UInt('0':Pg);
constant integer s = UInt('011':Rs);
constant integer t = UInt(ZAt);
constant integer offset = UInt(o1);
constant integer esize = 64;
constant boolean vertical = V == '1';
```

Assembler Symbols

- <ZAt> Is the name of the ZA tile ZA0-ZA7 to be accessed, encoded in the "ZAt" field.
- <HV> Is the horizontal or vertical slice indicator, encoded in “V”:

V	<HV>
0	H
1	V
- <Ws> Is the 32-bit name of the slice index register W12-W15, encoded in the "Rs" field.
- <offs> Is the slice index offset, in the range 0 to 1, encoded in the "o1" field.
- <Pg> Is the name of the governing scalable predicate register P0-P7, encoded in the "Pg" field.
- <Xn|SP> Is the 64-bit name of the general-purpose base register or stack pointer, encoded in the "Rn" field.
- <Xm> Is the optional 64-bit name of the general-purpose offset register, defaulting to XZR, encoded in the "Rm" field.

Operation

```
CheckStreamingSVEAndZAAEnabled();
constant integer VL = CurrentVL;
constant integer PL = VL DIV 8;
constant integer dim = VL DIV esize;
bits(64) base;
bits(64) addr;
constant bits(PL) mask = P[g, PL];
bits(64) moffs = X[m, 64];
constant bits(32) index = X[s, 32];
constant integer slice = (UInt(index) + offset) MOD dim;
bits(VL) src;
constant integer mbytes = esize DIV 8;
constant boolean contiguous = TRUE;
constant boolean nontemporal = FALSE;
constant boolean tagchecked = TRUE;
constant AccessDescriptor accdesc = CreateAccDescSME(MemOp\_STORE, nontemporal, contiguous,
tagchecked);

if n == 31 then
    if (AnyActiveElement(mask, esize) ||
        ConstrainUnpredictableBool(Unpredictable\_CHECKSPNONEACTIVE)) then
        CheckSPAlignment();
        base = SP[64];
    else
        base = X[n, 64];

src = ZAslice[t, esize, vertical, slice, VL];
for e = 0 to dim-1
    addr = AddressAdd(base, UInt(moffs) * mbytes, accdesc);
    if ActivePredicateElement(mask, e, esize) then
        Mem[addr, mbytes, accdesc] = Elem[src, e, esize];
    moffs = moffs + 1;
```

Operational information

If PSTATE.DIT is 1, the timing of this instruction is insensitive to the value of the data being loaded or stored when its governing predicate register contains the same value for each execution.

Internal version only: aarchmrs v2025-03_rel, pseudocode v2025-03_rel ; Build timestamp: 2025-03-21T17:41

Copyright © 2010-2025 Arm Limited or its affiliates. All rights reserved. This document is Non-Confidential.

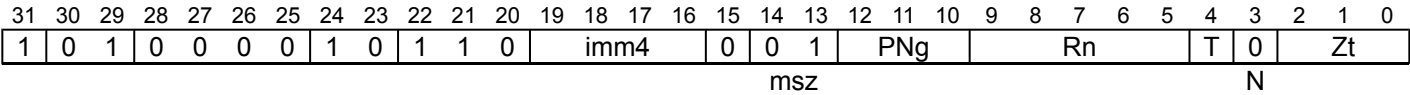
ST1H (scalar plus immediate, strided registers)

Contiguous store of halfwords from multiple strided vectors (immediate index)

This instruction performs a contiguous store of halfwords from elements of two or four strided vector registers to the memory address generated by a 64-bit scalar base and immediate index which is multiplied by the vector's in-memory size, irrespective of predication, and added to the base address. Inactive elements are not written to memory.

It has encodings from 2 classes: [Two registers](#) and [Four registers](#)

Two registers (FEAT_SME2)



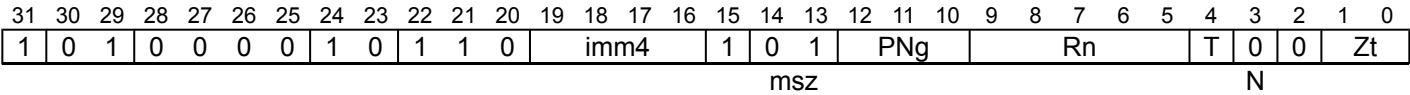
Encoding

ST1H { <Zt1>.H, <Zt2>.H }, <PNg>, [<Xn|SP>{, #<imm>, MUL VL}]

Decode for this encoding

```
if !IsFeatureImplemented(FEAT_SME2) then EndOfDecode(Decode_UNDEF);
constant integer n = UInt(Rn);
constant integer g = UInt('1':PNg);
constant integer nreg = 2;
constant integer tstride = 8;
constant integer t = UInt(T:'0':Zt);
constant integer esize = 16;
constant integer offset = SInt(imm4);
```

Four registers (FEAT_SME2)



Encoding

ST1H { <Zt1>.H, <Zt2>.H, <Zt3>.H, <Zt4>.H }, <PNg>, [<Xn|SP>{, #<imm>, MUL VL}]

Decode for this encoding

```
if !IsFeatureImplemented(FEAT_SME2) then EndOfDecode(Decode_UNDEF);
constant integer n = UInt(Rn);
constant integer g = UInt('1':PNg);
constant integer nreg = 4;
constant integer tstride = 4;
constant integer t = UInt(T:'00':Zt);
constant integer esize = 16;
constant integer offset = SInt(imm4);
```

Assembler Symbols

- <Zt1>
- For the "Two registers" variant: is the name of the first scalable vector register Z0-Z7 or Z16-Z23 to be transferred, encoded as "T:'0':Zt".

For the "Four registers" variant: is the name of the first scalable vector register Z0-Z3 or Z16-Z19 to be transferred, encoded as "T:'00':Zt".

<Zt2>	For the "Two registers" variant: is the name of the second scalable vector register Z8-Z15 or Z24-Z31 to be transferred, encoded as "T:'1':Zt". For the "Four registers" variant: is the name of the second scalable vector register Z4-Z7 or Z20-Z23 to be transferred, encoded as "T:'01':Zt".
<PNg>	Is the name of the governing scalable predicate register PN8-PN15, with predicate-as-counter encoding, encoded in the "PNg" field.
<Xn SP>	Is the 64-bit name of the general-purpose base register or stack pointer, encoded in the "Rn" field.
<imm>	For the "Two registers" variant: is the optional signed immediate vector offset, a multiple of 2 in the range -16 to 14, defaulting to 0, encoded in the "imm4" field. For the "Four registers" variant: is the optional signed immediate vector offset, a multiple of 4 in the range -32 to 28, defaulting to 0, encoded in the "imm4" field.
<Zt3>	Is the name of the third scalable vector register Z8-Z11 or Z24-Z27 to be transferred, encoded as "T:'10':Zt".
<Zt4>	Is the name of the fourth scalable vector register Z12-Z15 or Z28-Z31 to be transferred, encoded as "T:'11':Zt".

Operation

```

CheckStreamingSVEEnabled();
constant integer VL = CurrentVL;
constant integer PL = VL DIV 8;
constant integer elements = VL DIV esize;
constant integer mbytes = esize DIV 8;
bits(64) base;
bits(64) addr;
bits(VL) src;
constant bits(PL) pred = P[g, PL];
constant bits(PL * nreg) mask = CounterToPredicate(pred<15:0>, PL * nreg);
constant boolean contiguous = TRUE;
constant boolean nontemporal = FALSE;
integer transfer = t;
constant boolean tagchecked = n != 31;
constant AccessDescriptor accdesc = CreateAccDescSVE(MemOp_STORE, nontemporal, contiguous,
                                                    tagchecked);

if !AnyActiveElement(mask, esize) then
    if n == 31 && ConstrainUnpredictableBool(Unpredictable_CHECKSPNONEACTIVE) then
        CheckSPAlignment();
    else
        if n == 31 then CheckSPAlignment();

base = if n == 31 then SP[64] else X[n, 64];
addr = AddressAdd(base, offset * nreg * elements * mbytes, accdesc);

for r = 0 to nreg-1
    src = Z[transfer, VL];
    for e = 0 to elements-1
        if ActivePredicateElement(mask, r * elements + e, esize) then
            Mem[addr, mbytes, accdesc] = Elem[src, e, esize];
            addr = AddressIncrement(addr, mbytes, accdesc);
        transfer = transfer + tstride;

```

Operational information

If PSTATE.DIT is 1, the timing of this instruction is insensitive to the value of the data being loaded or stored when its governing predicate register contains the same value for each execution.

Internal version only: aarchmrs v2025-03_rel, pseudocode v2025-03_rel ; Build timestamp: 2025-03-21T17:41

Copyright © 2010-2025 Arm Limited or its affiliates. All rights reserved. This document is Non-Confidential.

ST1H (scalar plus scalar, strided registers)

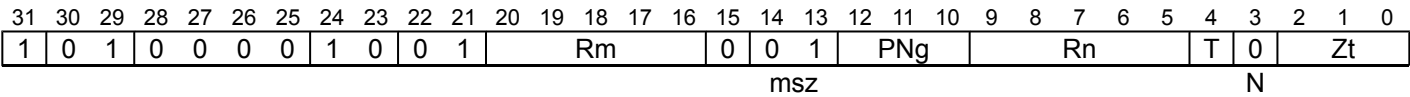
Contiguous store of halfwords from multiple strided vectors (scalar index)

This instruction performs a contiguous store of halfwords from elements of two or four strided vector registers to the memory address generated by a 64-bit scalar base and scalar index which is added to the base address. After each element access the index value is incremented, but the index register is not updated.

Inactive elements are not written to memory.

It has encodings from 2 classes: [Two registers](#) and [Four registers](#)

Two registers (FEAT_SME2)



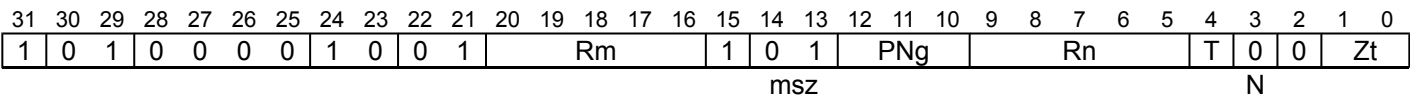
Encoding

ST1H { <Zt1>.H, <Zt2>.H }, <PNg>, [<Xn|SP>, <Xm>, LSL #1]

Decode for this encoding

```
if !IsFeatureImplemented(FEAT_SME2) then EndOfDecode(Decode_UNDEF);
constant integer n = UInt(Rn);
constant integer m = UInt(Rm);
constant integer g = UInt('1':PNg);
constant integer nreg = 2;
constant integer tstride = 8;
constant integer t = UInt(T:'0':Zt);
constant integer esize = 16;
```

Four registers (FEAT_SME2)



Encoding

ST1H { <Zt1>.H, <Zt2>.H, <Zt3>.H, <Zt4>.H }, <PNg>, [<Xn|SP>, <Xm>, LSL #1]

Decode for this encoding

```
if !IsFeatureImplemented(FEAT_SME2) then EndOfDecode(Decode_UNDEF);
constant integer n = UInt(Rn);
constant integer m = UInt(Rm);
constant integer g = UInt('1':PNg);
constant integer nreg = 4;
constant integer tstride = 4;
constant integer t = UInt(T:'00':Zt);
constant integer esize = 16;
```

Assembler Symbols

<Zt1> For the "Two registers" variant: is the name of the first scalable vector register Z0-Z7 or Z16-Z23 to be transferred, encoded as "T:'0':Zt".

	For the "Four registers" variant: is the name of the first scalable vector register Z0-Z3 or Z16-Z19 to be transferred, encoded as "T:'00':Zt".
<Zt2>	For the "Two registers" variant: is the name of the second scalable vector register Z8-Z15 or Z24-Z31 to be transferred, encoded as "T:'1':Zt".
	For the "Four registers" variant: is the name of the second scalable vector register Z4-Z7 or Z20-Z23 to be transferred, encoded as "T:'01':Zt".
<PNg>	Is the name of the governing scalable predicate register PN8-PN15, with predicate-as-counter encoding, encoded in the "PNg" field.
<Xn SP>	Is the 64-bit name of the general-purpose base register or stack pointer, encoded in the "Rn" field.
<Xm>	Is the 64-bit name of the general-purpose offset register, encoded in the "Rm" field.
<Zt3>	Is the name of the third scalable vector register Z8-Z11 or Z24-Z27 to be transferred, encoded as "T:'10':Zt".
<Zt4>	Is the name of the fourth scalable vector register Z12-Z15 or Z28-Z31 to be transferred, encoded as "T:'11':Zt".

Operation

```

CheckStreamingSVEEnabled();
constant integer VL = CurrentVL;
constant integer PL = VL DIV 8;
constant integer elements = VL DIV esize;
constant integer mbytes = esize DIV 8;
bits(64) offset;
bits(64) base;
bits(64) addr;
bits(VL) src;
constant bits(PL) pred = P[g, PL];
constant bits(PL * nreg) mask = CounterToPredicate(pred<15:0>, PL * nreg);
constant boolean contiguous = TRUE;
constant boolean nontemporal = FALSE;
integer transfer = t;
constant boolean tagchecked = TRUE;
constant AccessDescriptor accdesc = CreateAccDescSVE(MemOp_STORE, nontemporal, contiguous,
                                                    tagchecked);

if !AnyActiveElement(mask, esize) then
    if n == 31 && ConstrainUnpredictableBool(Unpredictable_CHECKSPNONEACTIVE) then
        CheckSPAlignment();
    else
        if n == 31 then CheckSPAlignment();

base = if n == 31 then SP[64] else X[n, 64];
offset = X[m, 64];
addr = AddressAdd(base, UInt(offset) * mbytes, accdesc);

for r = 0 to nreg-1
    src = Z[transfer, VL];
    for e = 0 to elements-1
        if ActivePredicateElement(mask, r * elements + e, esize) then
            Mem[addr, mbytes, accdesc] = Elem[src, e, esize];
            addr = AddressIncrement(addr, mbytes, accdesc);
        transfer = transfer + tstride;

```

Operational information

If PSTATE.DIT is 1, the timing of this instruction is insensitive to the value of the data being loaded or stored when its governing predicate register contains the same value for each execution.

Internal version only: aarchmrs v2025-03_rel, pseudocode v2025-03_rel ; Build timestamp: 2025-03-21T17:41

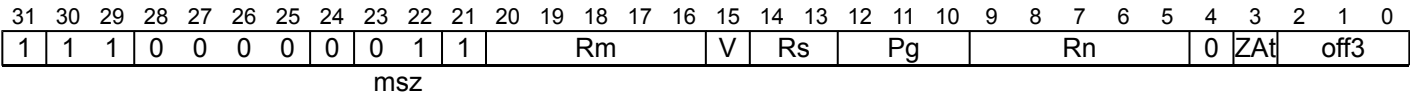
Copyright © 2010-2025 Arm Limited or its affiliates. All rights reserved. This document is Non-Confidential.

ST1H (scalar plus scalar, tile slice)

Contiguous store of halfwords from 16-bit element ZA tile slice

This instruction performs a contiguous store of halfwords from a 16-bit element ZA tile slice. The slice number within the tile is selected by the sum of the slice index register and immediate offset, modulo the number of 16-bit elements in a vector. The immediate offset is in the range 0 to 7. The memory address is generated by a 64-bit scalar base and an optional 64-bit scalar offset which is multiplied by 2 and added to the base address. Inactive elements are not written to memory.

SME
(FEAT_SME)



Encoding

ST1H { <ZAt><HV>.H[<Ws>, <offs>] }, <Pg>, [<Xn|SP>{, <Xm>, LSL #1}]

Decode for this encoding

```
if !IsFeatureImplemented(FEAT_SME) then EndOfDecode(Decode_UNDEF);
constant integer n = UInt(Rn);
constant integer m = UInt(Rm);
constant integer g = UInt('0':Pg);
constant integer s = UInt('011':Rs);
constant integer t = UInt(ZAt);
constant integer offset = UInt(off3);
constant integer esize = 16;
constant boolean vertical = V == '1';
```

Assembler Symbols

- <ZAt> Is the name of the ZA tile ZA0-ZA1 to be accessed, encoded in the "ZAt" field.
- <HV> Is the horizontal or vertical slice indicator, encoded in “V”:

V	<HV>
0	H
1	V
- <Ws> Is the 32-bit name of the slice index register W12-W15, encoded in the "Rs" field.
- <offs> Is the slice index offset, in the range 0 to 7, encoded in the "off3" field.
- <Pg> Is the name of the governing scalable predicate register P0-P7, encoded in the "Pg" field.
- <Xn|SP> Is the 64-bit name of the general-purpose base register or stack pointer, encoded in the "Rn" field.
- <Xm> Is the optional 64-bit name of the general-purpose offset register, defaulting to XZR, encoded in the "Rm" field.

Operation

```
CheckStreamingSVEAndZAAEnabled();
constant integer VL = CurrentVL;
constant integer PL = VL DIV 8;
constant integer dim = VL DIV esize;
bits(64) base;
bits(64) addr;
constant bits(PL) mask = P[g, PL];
bits(64) moffs = X[m, 64];
constant bits(32) index = X[s, 32];
constant integer slice = (UInt(index) + offset) MOD dim;
bits(VL) src;
constant integer mbytes = esize DIV 8;
constant boolean contiguous = TRUE;
constant boolean nontemporal = FALSE;
constant boolean tagchecked = TRUE;
constant AccessDescriptor accdesc = CreateAccDescSME(MemOp\_STORE, nontemporal, contiguous,
tagchecked);

if n == 31 then
    if (AnyActiveElement(mask, esize) ||
        ConstrainUnpredictableBool(Unpredictable\_CHECKSPNONEACTIVE)) then
        CheckSPAlignment();
        base = SP[64];
else
    base = X[n, 64];

src = ZAslice[t, esize, vertical, slice, VL];
for e = 0 to dim-1
    addr = AddressAdd(base, UInt(moffs) * mbytes, accdesc);
    if ActivePredicateElement(mask, e, esize) then
        Mem[addr, mbytes, accdesc] = Elem[src, e, esize];
    moffs = moffs + 1;
```

Operational information

If PSTATE.DIT is 1, the timing of this instruction is insensitive to the value of the data being loaded or stored when its governing predicate register contains the same value for each execution.

Internal version only: aarchmrs v2025-03_rel, pseudocode v2025-03_rel ; Build timestamp: 2025-03-21T17:41

Copyright © 2010-2025 Arm Limited or its affiliates. All rights reserved. This document is Non-Confidential.

ST1Q

Contiguous store of quadwords from 128-bit element ZA tile slice

This instruction performs a contiguous store of quadwords from a 128-bit element ZA tile slice. The slice number in the tile is selected by the slice index register, modulo the number of 128-bit elements in a Streaming SVE vector. The memory address is generated by scalar base and optional scalar offset which is multiplied by 16 and added to the base address. Inactive elements are not written to memory.

SME
(FEAT_SME)

31	30	29	28	27	26	25	24	23	22	21	20	19	18	17	16	15	14	13	12	11	10	9	8	7	6	5	4	3	2	1	0
1	1	1	0	0	0	0	1	1	1	1	Rm				V	Rs	Pg			Rn				0	ZAt						

Encoding

ST1Q { <ZAt><HV>.Q[<Ws>, <offs>] }, <Pg>, [<Xn|SP>{, <Xm>, LSL #4}]

Decode for this encoding

```
if !IsFeatureImplemented(FEAT_SME) then EndOfDecode(Decode_UNDEF);
constant integer n = UInt(Rn);
constant integer m = UInt(Rm);
constant integer g = UInt('0':Pg);
constant integer s = UInt('011':Rs);
constant integer t = UInt(ZAt);
constant integer offset = 0;
constant integer esize = 128;
constant boolean vertical = V == '1';
```

Assembler Symbols

- <ZAt>

Is the name of the ZA tile ZA0-ZA15 to be accessed, encoded in the "ZAt" field.
- <HV>

Is the horizontal or vertical slice indicator, encoded in “V”:

V	<HV>
0	H
1	V
- <Ws>

Is the 32-bit name of the slice index register W12-W15, encoded in the "Rs" field.
- <offs>

Is the slice index offset, with implicit value 0.
- <Pg>

Is the name of the governing scalable predicate register P0-P7, encoded in the "Pg" field.
- <Xn|SP>

Is the 64-bit name of the general-purpose base register or stack pointer, encoded in the "Rn" field.
- <Xm>

Is the optional 64-bit name of the general-purpose offset register, defaulting to XZR, encoded in the "Rm" field.

Operation

```
CheckStreamingSVEAndZAEnabled();
constant integer VL = CurrentVL;
constant integer PL = VL DIV 8;
constant integer dim = VL DIV esize;
bits(64) base;
bits(64) addr;
constant bits(PL) mask = P[g, PL];
bits(64) moffs = X[m, 64];
constant bits(32) index = X[s, 32];
constant integer slice = (UInt(index) + offset) MOD dim;
bits(VL) src;
constant integer mbytes = esize DIV 8;
constant boolean contiguous = TRUE;
constant boolean nontemporal = FALSE;
constant boolean tagchecked = TRUE;
constant AccessDescriptor accdesc = CreateAccDescSME(MemOp\_STORE, nontemporal, contiguous,
tagchecked);

if n == 31 then
    if (AnyActiveElement(mask, esize) ||
        ConstrainUnpredictableBool(Unpredictable\_CHECKSPNONEACTIVE)) then
        CheckSPAlignment();
        base = SP[64];
else
    base = X[n, 64];

src = ZAslice[t, esize, vertical, slice, VL];
for e = 0 to dim-1
    addr = AddressAdd(base, UInt(moffs) * mbytes, accdesc);
    if ActivePredicateElement(mask, e, esize) then
        Mem[addr, mbytes, accdesc] = Elem[src, e, esize];
    moffs = moffs + 1;
```

Operational information

If PSTATE.DIT is 1, the timing of this instruction is insensitive to the value of the data being loaded or stored when its governing predicate register contains the same value for each execution.

Internal version only: aarchmrs v2025-03_rel, pseudocode v2025-03_rel ; Build timestamp: 2025-03-21T17:41

Copyright © 2010-2025 Arm Limited or its affiliates. All rights reserved. This document is Non-Confidential.

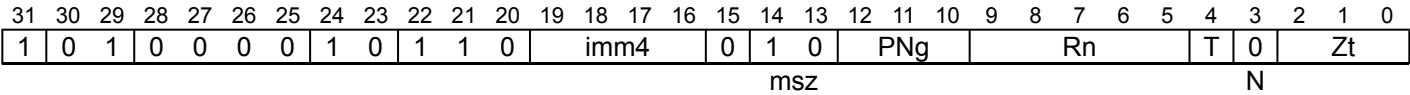
ST1W (scalar plus immediate, strided registers)

Contiguous store of words from multiple strided vectors (immediate index)

This instruction performs a contiguous store of words from elements of two or four strided vector registers to the memory address generated by a 64-bit scalar base and immediate index which is multiplied by the vector's in-memory size, irrespective of predication, and added to the base address. Inactive elements are not written to memory.

It has encodings from 2 classes: [Two registers](#) and [Four registers](#)

Two registers (FEAT_SME2)



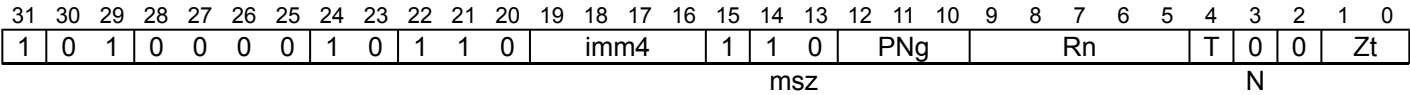
Encoding

ST1W { <Zt1>.S, <Zt2>.S }, <PNg>, [<Xn|SP>{, #<imm>, MUL VL}]

Decode for this encoding

```
if !IsFeatureImplemented(FEAT_SME2) then EndOfDecode(Decode_UNDEF);
constant integer n = UInt(Rn);
constant integer g = UInt('1':PNg);
constant integer nreg = 2;
constant integer tstride = 8;
constant integer t = UInt(T:'0':Zt);
constant integer esize = 32;
constant integer offset = SInt(imm4);
```

Four registers (FEAT_SME2)



Encoding

ST1W { <Zt1>.S, <Zt2>.S, <Zt3>.S, <Zt4>.S }, <PNg>, [<Xn|SP>{, #<imm>, MUL VL}]

Decode for this encoding

```
if !IsFeatureImplemented(FEAT_SME2) then EndOfDecode(Decode_UNDEF);
constant integer n = UInt(Rn);
constant integer g = UInt('1':PNg);
constant integer nreg = 4;
constant integer tstride = 4;
constant integer t = UInt(T:'00':Zt);
constant integer esize = 32;
constant integer offset = SInt(imm4);
```

Assembler Symbols

- <Zt1> For the "Two registers" variant: is the name of the first scalable vector register Z0-Z7 or Z16-Z23 to be transferred, encoded as "T:'0':Zt".
- For the "Four registers" variant: is the name of the first scalable vector register Z0-Z3 or Z16-Z19 to be transferred, encoded as "T:'00':Zt".

<Zt2>	For the "Two registers" variant: is the name of the second scalable vector register Z8-Z15 or Z24-Z31 to be transferred, encoded as "T:'1':Zt". For the "Four registers" variant: is the name of the second scalable vector register Z4-Z7 or Z20-Z23 to be transferred, encoded as "T:'01':Zt".
<PNg>	Is the name of the governing scalable predicate register PN8-PN15, with predicate-as-counter encoding, encoded in the "PNg" field.
<Xn SP>	Is the 64-bit name of the general-purpose base register or stack pointer, encoded in the "Rn" field.
<imm>	For the "Two registers" variant: is the optional signed immediate vector offset, a multiple of 2 in the range -16 to 14, defaulting to 0, encoded in the "imm4" field. For the "Four registers" variant: is the optional signed immediate vector offset, a multiple of 4 in the range -32 to 28, defaulting to 0, encoded in the "imm4" field.
<Zt3>	Is the name of the third scalable vector register Z8-Z11 or Z24-Z27 to be transferred, encoded as "T:'10':Zt".
<Zt4>	Is the name of the fourth scalable vector register Z12-Z15 or Z28-Z31 to be transferred, encoded as "T:'11':Zt".

Operation

```

CheckStreamingSVEEnabled();
constant integer VL = CurrentVL;
constant integer PL = VL DIV 8;
constant integer elements = VL DIV esize;
constant integer mbytes = esize DIV 8;
bits(64) base;
bits(64) addr;
bits(VL) src;
constant bits(PL) pred = P[g, PL];
constant bits(PL * nreg) mask = CounterToPredicate(pred<15:0>, PL * nreg);
constant boolean contiguous = TRUE;
constant boolean nontemporal = FALSE;
integer transfer = t;
constant boolean tagchecked = n != 31;
constant AccessDescriptor accdesc = CreateAccDescSVE(MemOp_STORE, nontemporal, contiguous,
                                                    tagchecked);

if !AnyActiveElement(mask, esize) then
    if n == 31 && ConstrainUnpredictableBool(Unpredictable_CHECKSPNONEACTIVE) then
        CheckSPAlignment();
    else
        if n == 31 then CheckSPAlignment();

base = if n == 31 then SP[64] else X[n, 64];
addr = AddressAdd(base, offset * nreg * elements * mbytes, accdesc);

for r = 0 to nreg-1
    src = Z[transfer, VL];
    for e = 0 to elements-1
        if ActivePredicateElement(mask, r * elements + e, esize) then
            Mem[addr, mbytes, accdesc] = Elem[src, e, esize];
            addr = AddressIncrement(addr, mbytes, accdesc);
        transfer = transfer + tstride;

```

Operational information

If PSTATE.DIT is 1, the timing of this instruction is insensitive to the value of the data being loaded or stored when its governing predicate register contains the same value for each execution.

Internal version only: aarchmrs v2025-03_rel, pseudocode v2025-03_rel ; Build timestamp: 2025-03-21T17:41

Copyright © 2010-2025 Arm Limited or its affiliates. All rights reserved. This document is Non-Confidential.

ST1W (scalar plus scalar, strided registers)

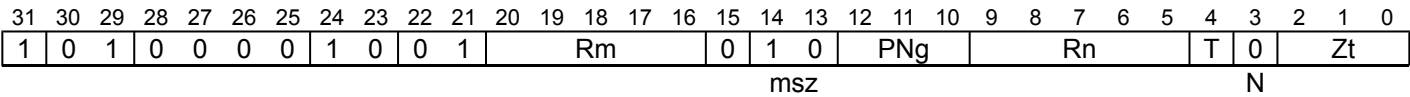
Contiguous store of words from multiple strided vectors (scalar index)

This instruction performs a contiguous store of words from elements of two or four strided vector registers to the memory address generated by a 64-bit scalar base and scalar index which is added to the base address. After each element access the index value is incremented, but the index register is not updated.

Inactive elements are not written to memory.

It has encodings from 2 classes: [Two registers](#) and [Four registers](#)

Two registers (FEAT_SME2)



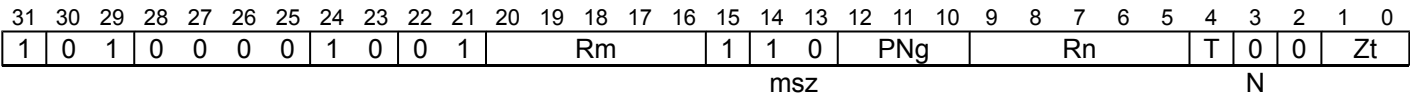
Encoding

ST1W { <Zt1>.S, <Zt2>.S }, <PNg>, [<Xn|SP>, <Xm>, LSL #2]

Decode for this encoding

```
if !IsFeatureImplemented(FEAT_SME2) then EndOfDecode(Decode_UNDEF);
constant integer n = UInt(Rn);
constant integer m = UInt(Rm);
constant integer g = UInt('1':PNg);
constant integer nreg = 2;
constant integer tstride = 8;
constant integer t = UInt(T:'0':Zt);
constant integer esize = 32;
```

Four registers (FEAT_SME2)



Encoding

ST1W { <Zt1>.S, <Zt2>.S, <Zt3>.S, <Zt4>.S }, <PNg>, [<Xn|SP>, <Xm>, LSL #2]

Decode for this encoding

```
if !IsFeatureImplemented(FEAT_SME2) then EndOfDecode(Decode_UNDEF);
constant integer n = UInt(Rn);
constant integer m = UInt(Rm);
constant integer g = UInt('1':PNg);
constant integer nreg = 4;
constant integer tstride = 4;
constant integer t = UInt(T:'00':Zt);
constant integer esize = 32;
```

Assembler Symbols

<Zt1> For the "Two registers" variant: is the name of the first scalable vector register Z0-Z7 or Z16-Z23 to be transferred, encoded as "T:'0':Zt".

For the "Four registers" variant: is the name of the first scalable vector register Z0-Z3 or Z16-Z19 to be transferred, encoded as "T:'00':Zt".

<Zt2> For the "Two registers" variant: is the name of the second scalable vector register Z8-Z15 or Z24-Z31 to be transferred, encoded as "T:'1':Zt".

For the "Four registers" variant: is the name of the second scalable vector register Z4-Z7 or Z20-Z23 to be transferred, encoded as "T:'01':Zt".

<PNg> Is the name of the governing scalable predicate register PN8-PN15, with predicate-as-counter encoding, encoded in the "PNg" field.

<Xn|SP> Is the 64-bit name of the general-purpose base register or stack pointer, encoded in the "Rn" field.

<Xm> Is the 64-bit name of the general-purpose offset register, encoded in the "Rm" field.

<Zt3> Is the name of the third scalable vector register Z8-Z11 or Z24-Z27 to be transferred, encoded as "T:'10':Zt".

<Zt4> Is the name of the fourth scalable vector register Z12-Z15 or Z28-Z31 to be transferred, encoded as "T:'11':Zt".

Operation

```
CheckStreamingSVEEnabled();
constant integer VL = CurrentVL;
constant integer PL = VL DIV 8;
constant integer elements = VL DIV esize;
constant integer mbytes = esize DIV 8;
bits(64) offset;
bits(64) base;
bits(64) addr;
bits(VL) src;
constant bits(PL) pred = P[g, PL];
constant bits(PL * nreg) mask = CounterToPredicate(pred<15:0>, PL * nreg);
constant boolean contiguous = TRUE;
constant boolean nontemporal = FALSE;
integer transfer = t;
constant boolean tagchecked = TRUE;
constant AccessDescriptor accdesc = CreateAccDescSVE(MemOp_STORE, nontemporal, contiguous,
                                                    tagchecked);

if !AnyActiveElement(mask, esize) then
    if n == 31 && ConstrainUnpredictableBool(Unpredictable_CHECKSPNONEACTIVE) then
        CheckSPAlignment();
    else
        if n == 31 then CheckSPAlignment();

base = if n == 31 then SP[64] else X[n, 64];
offset = X[m, 64];
addr = AddressAdd(base, UInt(offset) * mbytes, accdesc);

for r = 0 to nreg-1
    src = Z[transfer, VL];
    for e = 0 to elements-1
        if ActivePredicateElement(mask, r * elements + e, esize) then
            Mem[addr, mbytes, accdesc] = Elem[src, e, esize];
            addr = AddressIncrement(addr, mbytes, accdesc);
        transfer = transfer + tstride;
```

Operational information

If PSTATE.DIT is 1, the timing of this instruction is insensitive to the value of the data being loaded or stored when its governing predicate register contains the same value for each execution.

Internal version only: aarchmrs v2025-03_rel, pseudocode v2025-03_rel ; Build timestamp: 2025-03-21T17:41

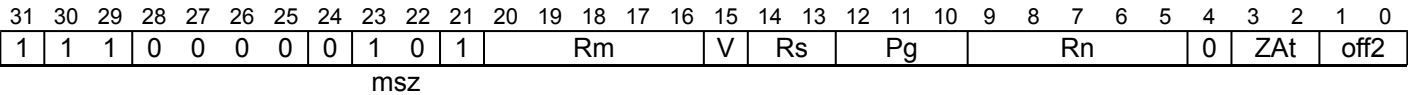
Copyright © 2010-2025 Arm Limited or its affiliates. All rights reserved. This document is Non-Confidential.

ST1W (scalar plus scalar, tile slice)

Contiguous store of words from 32-bit element ZA tile slice

This instruction performs a contiguous store of words from a 32-bit element ZA tile slice. The slice number within the tile is selected by the sum of the slice index register and immediate offset, modulo the number of 32-bit elements in a vector. The immediate offset is in the range 0 to 3. The memory address is generated by a 64-bit scalar base and an optional 64-bit scalar offset which is multiplied by 4 and added to the base address. Inactive elements are not written to memory.

SME
(FEAT_SME)



Encoding

```
ST1W { <ZAt><HV>.S[<Ws>, <offs>] }, <Pg>, [<Xn|SP>{, <Xm>, LSL #2}]
```

Decode for this encoding

```
if !IsFeatureImplemented(FEAT_SME) then EndOfDecode(Decode_UNDEF);
constant integer n = UInt(Rn);
constant integer m = UInt(Rm);
constant integer g = UInt('0':Pg);
constant integer s = UInt('011':Rs);
constant integer t = UInt(ZAt);
constant integer offset = UInt(off2);
constant integer esize = 32;
constant boolean vertical = V == '1';
```

Assembler Symbols

- <ZAt> Is the name of the ZA tile ZA0-ZA3 to be accessed, encoded in the "ZAt" field.
- <HV> Is the horizontal or vertical slice indicator, encoded in “V”:

V	<HV>
0	H
1	V
- <Ws> Is the 32-bit name of the slice index register W12-W15, encoded in the "Rs" field.
- <offs> Is the slice index offset, in the range 0 to 3, encoded in the "off2" field.
- <Pg> Is the name of the governing scalable predicate register P0-P7, encoded in the "Pg" field.
- <Xn|SP> Is the 64-bit name of the general-purpose base register or stack pointer, encoded in the "Rn" field.
- <Xm> Is the optional 64-bit name of the general-purpose offset register, defaulting to XZR, encoded in the "Rm" field.

Operation

```
CheckStreamingSVEAndZAAEnabled();
constant integer VL = CurrentVL;
constant integer PL = VL DIV 8;
constant integer dim = VL DIV esize;
bits(64) base;
bits(64) addr;
constant bits(PL) mask = P[g, PL];
bits(64) moffs = X[m, 64];
constant bits(32) index = X[s, 32];
constant integer slice = (UInt(index) + offset) MOD dim;
bits(VL) src;
constant integer mbytes = esize DIV 8;
constant boolean contiguous = TRUE;
constant boolean nontemporal = FALSE;
constant boolean tagchecked = TRUE;
constant AccessDescriptor accdesc = CreateAccDescSME(MemOp\_STORE, nontemporal, contiguous,
tagchecked);

if n == 31 then
    if (AnyActiveElement(mask, esize) ||
        ConstrainUnpredictableBool(Unpredictable\_CHECKSPNONEACTIVE)) then
        CheckSPAlignment();
        base = SP[64];
    else
        base = X[n, 64];

src = ZAslice[t, esize, vertical, slice, VL];
for e = 0 to dim-1
    addr = AddressAdd(base, UInt(moffs) * mbytes, accdesc);
    if ActivePredicateElement(mask, e, esize) then
        Mem[addr, mbytes, accdesc] = Elem[src, e, esize];
    moffs = moffs + 1;
```

Operational information

If PSTATE.DIT is 1, the timing of this instruction is insensitive to the value of the data being loaded or stored when its governing predicate register contains the same value for each execution.

Internal version only: aarchmrs v2025-03_rel, pseudocode v2025-03_rel ; Build timestamp: 2025-03-21T17:41

Copyright © 2010-2025 Arm Limited or its affiliates. All rights reserved. This document is Non-Confidential.

STMOPA (2-way)

Signed integer sparse sum of two outer products, accumulating

This instruction generates signed integer sum of outer products by multiplying the 2-in-4 selected elements from the dense sub-matrices in the two first source vectors with the corresponding elements of the compressed sparse sub-matrix in the second source vector and accumulates the results to the corresponding elements of a 32-bit element ZA tile.

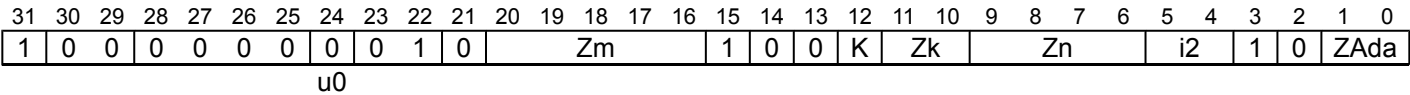
The sum of outer products is generated by multiplying the selected 2-in-4 16-bit signed values from each overlapping 32-bit containers of the two $SVL_S \times 2$ sub-matrices in the first source vectors by the two 16-bit signed values from the corresponding 32-bit container of the $2 \times SVL_S$ sub-matrix in the second source vector. The two selected elements from each overlapping 32-bit containers of the first source vectors correspond to 2-in-4 elements of rows of two $SVL_S \times 2$ sub-matrices. Each 32-bit container of the second source vector holds 2 elements of columns of a compressed $2 \times SVL_S$ sub-matrix.

The 2-in-4 16-bit signed values from overlapping 32-bit containers of the first source vectors are selected by 4-bit controls in the indexed segment of the control vector register. If the control bit corresponding to an element in the first source vectors is 0, the element is discarded and does not contribute to the sum of products result. If more than two bits of the 4-bit control corresponding to 32-bit containers of the first source vectors are 1, only the elements corresponding to the least two significant bits are selected.

The resulting $SVL_S \times SVL_S$ widened 32-bit integer sum of outer products is then destructively added to the 32-bit integer destination tile. This is equivalent to performing a 2-way dot product and accumulate to each of the destination tile elements.

This instruction is unpredicated.

SME2 (FEAT_SME_TMOP)



Encoding

STMOPA <ZAda>.S, { <Zn1>.H-<Zn2>.H }, <Zm>.H, <Zk>[<index>]

Decode for this encoding

```
if !IsFeatureImplemented(FEAT_SME_TMOP) then EndOfDecode(Decode_UNDEF);
constant integer n = UInt(Zn:'0');
constant integer m = UInt(Zm);
constant integer k = UInt('1':K:'1':Zk);
constant integer index = UInt(i2);
constant integer da = UInt(ZAda);
constant boolean unsigned = FALSE;
```

Assembler Symbols

- <ZAda> Is the name of the ZA tile ZA0-ZA3, encoded in the "ZAda" field.
- <Zn1> Is the name of the first scalable vector register of the first source multi-vector group, encoded as "Zn" times 2.
- <Zn2> Is the name of the second scalable vector register of the first source multi-vector group, encoded as "Zn" times 2 plus 1.
- <Zm> Is the name of the second source scalable vector register, encoded in the "Zm" field.
- <Zk> Is the name of the control vector register Z20-Z23 or Z28-Z31, encoded in the "K:Zk" fields.
- <index> Is the control segment index, in the range 0 to 3, encoded in the "i2" field.

Operation

```
CheckStreamingSVEAndZAAEnabled();
constant integer VL = CurrentVL;
constant integer dim = VL DIV 32;
constant integer csize = VL DIV 8;
constant bits(VL) op2 = Z[m, VL];
constant bits(VL) op3 = Z[k, VL];
constant bits(csize) ctrl = Elem[op3, index, csize];
constant bits(dim*dim*32) op4 = ZAtile[da, 32, dim*dim*32];
bits(dim*dim*32) result;

for row = 0 to dim-1
  for col = 0 to dim-1
    array [0..1] of bits(16) erow;
    array [0..1] of bits(16) ecol;
    for j = 0 to 1
      erow[j] = Zeros(16);
      ecol[j] = Elem[op2, 2*col + j, 16];
    integer i = 0;
    for r = 0 to 1
      constant bits(VL) op1 = Z[n+r, VL];
      for e = 0 to 1
        if i < 2 && Elem[ctrl, 4*col + 2*r + e, 1] == '1' then
          erow[i] = Elem[op1, 2*row + e, 16];
          i = i + 1;
      bits(32) sum = Elem[op4, row*dim+col, 32];
      for j = 0 to 1
        sum = sum + (Int(erow[j], unsigned) * Int(ecol[j], unsigned));
      Elem[result, row*dim+col, 32] = sum;
ZAtile[da, 32, dim*dim*32] = result;
```

Operational information

If PSTATE.DIT is 1:

- The execution time of this instruction is independent of:
 - The values of the data supplied in any of its registers.
 - The values of the NZCV flags.
- The response of this instruction to asynchronous exceptions does not vary based on:
 - The values of the data supplied in any of its registers.
 - The values of the NZCV flags.

Internal version only: aarchmrs v2025-03_rel, pseudocode v2025-03_rel ; Build timestamp: 2025-03-21T17:41

Copyright © 2010-2025 Arm Limited or its affiliates. All rights reserved. This document is Non-Confidential.

STMOPA (4-way)

Signed integer sparse sum of four outer products, accumulating

This instruction generates signed integer sum of outer products by multiplying the 2-in-4 selected elements from the dense sub-matrices in the two first source vectors with the corresponding elements of the compressed sparse sub-matrix in the second source vector and accumulates the results to the corresponding elements of a 32-bit element ZA tile.

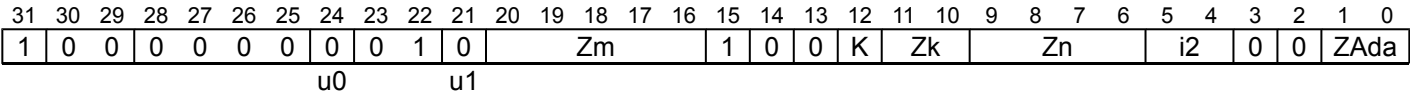
The sum of outer products is generated by multiplying the selected two sets of 2-in-4 8-bit signed values from each overlapping 32-bit containers of the two SVLS×4 sub-matrices in the first source vectors by the four 8-bit signed values from the corresponding 32-bit container of the 4×SVLS sub-matrix in the second source vector. The four selected elements from the overlapping 32-bit containers of the first source vectors correspond to two sets of 2-in-4 elements of rows of two SVLS×4 sub-matrices. Each 32-bit container of the second source vector holds 4 elements of columns of a compressed 4×SVLS sub-matrix.

The two sets of 2-in-4 8-bit signed values from overlapping 32-bit containers of the first source vectors are selected by pairs of 4-bit controls in the indexed segment of the control vector register. If the control bit corresponding to an element in the first source vectors is 0, the element is discarded and does not contribute to the sum of products result. If more than two bits of the 4-bit control corresponding to each 32-bit container of the first source vectors are 1, only the elements corresponding to the least two significant bits are selected.

The resulting SVLS×SVLS widened 32-bit integer sum of outer products is then destructively added to the 32-bit integer destination tile. This is equivalent to performing a 4-way dot product and accumulate to each of the destination tile elements.

This instruction is unpredicated.

SME2 (FEAT_SME_TMOP)



Encoding

STMOPA <ZAda>.S, { <Zn1>.B-<Zn2>.B }, <Zm>.B, <Zk>[<index>]

Decode for this encoding

```
if !IsFeatureImplemented(FEAT_SME_TMOP) then EndOfDecode(Decode_UNDEF);
constant integer n = UInt(Zn:'0');
constant integer m = UInt(Zm);
constant integer k = UInt('1':K:'1':Zk);
constant integer index = UInt(i2);
constant integer da = UInt(ZAda);
constant boolean op1_unsigned = FALSE;
constant boolean op2_unsigned = FALSE;
```

Assembler Symbols

- <ZAda> Is the name of the ZA tile ZA0-ZA3, encoded in the "ZAda" field.
- <Zn1> Is the name of the first scalable vector register of the first source multi-vector group, encoded as "Zn" times 2.
- <Zn2> Is the name of the second scalable vector register of the first source multi-vector group, encoded as "Zn" times 2 plus 1.
- <Zm> Is the name of the second source scalable vector register, encoded in the "Zm" field.
- <Zk> Is the name of the control vector register Z20-Z23 or Z28-Z31, encoded in the "K:Zk" fields.
- <index> Is the control segment index, in the range 0 to 3, encoded in the "i2" field.

Operation

```
CheckStreamingSVEAndZAAEnabled();
constant integer VL = CurrentVL;
constant integer dim = VL DIV 32;
constant integer csize = VL DIV 4;
constant bits(VL) op2 = Z[m, VL];
constant bits(VL) op3 = Z[k, VL];
constant bits(csize) ctrl = Elem[op3, index, csize];
constant bits(dim*dim*32) op4 = ZAtile[da, 32, dim*dim*32];
bits(dim*dim*32) result;

for row = 0 to dim-1
  for col = 0 to dim-1
    array [0..3] of bits(8) erow;
    array [0..3] of bits(8) ecol;
    for j = 0 to 3
      erow[j] = Zeros(8);
      ecol[j] = Elem[op2, 4*col + j, 8];
    for r = 0 to 1
      constant bits(VL) op1 = Z[n+r, VL];
      integer i = 0;
      for e = 0 to 3
        if i < 2 && Elem[ctrl, 8*col + 4*r + e, 1] == '1' then
          erow[2*r + i] = Elem[op1, 4*row + e, 8];
          i = i + 1;
      bits(32) sum = Elem[op4, row*dim+col, 32];
      for j = 0 to 3
        sum = sum + (Int(erow[j], op1_unsigned) * Int(ecol[j], op2_unsigned));
      Elem[result, row*dim+col, 32] = sum;
ZAtile[da, 32, dim*dim*32] = result;
```

Operational information

If PSTATE.DIT is 1:

- The execution time of this instruction is independent of:
 - The values of the data supplied in any of its registers.
 - The values of the NZCV flags.
- The response of this instruction to asynchronous exceptions does not vary based on:
 - The values of the data supplied in any of its registers.
 - The values of the NZCV flags.

Internal version only: aarchmrs v2025-03_rel, pseudocode v2025-03_rel ; Build timestamp: 2025-03-21T17:41

Copyright © 2010-2025 Arm Limited or its affiliates. All rights reserved. This document is Non-Confidential.

STNT1B (scalar plus immediate, strided registers)

Contiguous store non-temporal of bytes from multiple strided vectors (immediate index)

This instruction performs a contiguous non-temporal store of bytes from elements of two or four strided vector registers to the memory address generated by a 64-bit scalar base and immediate index which is multiplied by the vector's in-memory size, irrespective of predication, and added to the base address.

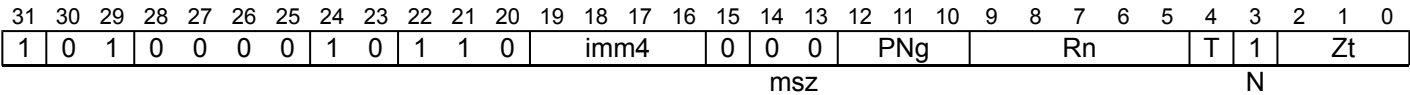
Inactive elements are not written to memory.

A non-temporal store is a hint to the system that this data is unlikely to be referenced again soon.

It has encodings from 2 classes: [Two registers](#) and [Four registers](#)

Two registers

(FEAT_SME2)



Encoding

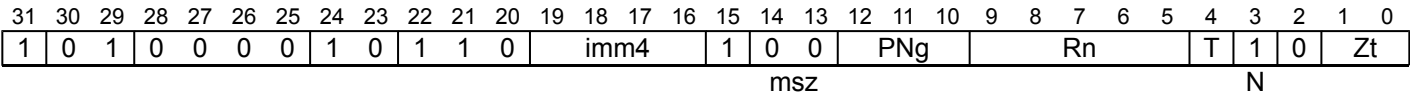
STNT1B { <Zt1>.B, <Zt2>.B }, <PNg>, [<Xn|SP>{, #<imm>, MUL VL}]

Decode for this encoding

```
if !IsFeatureImplemented(FEAT_SME2) then EndOfDecode(Decode_UNDEF);
constant integer n = UInt(Rn);
constant integer g = UInt('1':PNg);
constant integer nreg = 2;
constant integer tstride = 8;
constant integer t = UInt(T:'0':Zt);
constant integer esize = 8;
constant integer offset = SInt(imm4);
```

Four registers

(FEAT_SME2)



Encoding

STNT1B { <Zt1>.B, <Zt2>.B, <Zt3>.B, <Zt4>.B }, <PNg>, [<Xn|SP>{, #<imm>, MUL VL}]

Decode for this encoding

```
if !IsFeatureImplemented(FEAT_SME2) then EndOfDecode(Decode_UNDEF);
constant integer n = UInt(Rn);
constant integer g = UInt('1':PNg);
constant integer nreg = 4;
constant integer tstride = 4;
constant integer t = UInt(T:'00':Zt);
constant integer esize = 8;
constant integer offset = SInt(imm4);
```

Assembler Symbols

<Zt1> For the "Two registers" variant: is the name of the first scalable vector register Z0-Z7 or Z16-Z23 to be transferred, encoded as "T:'0':Zt".

	For the "Four registers" variant: is the name of the first scalable vector register Z0-Z3 or Z16-Z19 to be transferred, encoded as "T:'00':Zt".
<Zt2>	For the "Two registers" variant: is the name of the second scalable vector register Z8-Z15 or Z24-Z31 to be transferred, encoded as "T:'1':Zt". For the "Four registers" variant: is the name of the second scalable vector register Z4-Z7 or Z20-Z23 to be transferred, encoded as "T:'01':Zt".
<PNg>	Is the name of the governing scalable predicate register PN8-PN15, with predicate-as-counter encoding, encoded in the "PNg" field.
<Xn SP>	Is the 64-bit name of the general-purpose base register or stack pointer, encoded in the "Rn" field.
<imm>	For the "Two registers" variant: is the optional signed immediate vector offset, a multiple of 2 in the range -16 to 14, defaulting to 0, encoded in the "imm4" field. For the "Four registers" variant: is the optional signed immediate vector offset, a multiple of 4 in the range -32 to 28, defaulting to 0, encoded in the "imm4" field.
<Zt3>	Is the name of the third scalable vector register Z8-Z11 or Z24-Z27 to be transferred, encoded as "T:'10':Zt".
<Zt4>	Is the name of the fourth scalable vector register Z12-Z15 or Z28-Z31 to be transferred, encoded as "T:'11':Zt".

Operation

```

CheckStreamingSVEEnabled();
constant integer VL = CurrentVL;
constant integer PL = VL DIV 8;
constant integer elements = VL DIV esize;
constant integer mbytes = esize DIV 8;
bits(64) base;
bits(64) addr;
bits(VL) src;
constant bits(PL) pred = P[g, PL];
constant bits(PL * nreg) mask = CounterToPredicate(pred<15:0>, PL * nreg);
constant boolean contiguous = TRUE;
constant boolean nontemporal = TRUE;
integer transfer = t;
constant boolean tagchecked = n != 31;
constant AccessDescriptor accdesc = CreateAccDescSVE(MemOp_STORE, nontemporal, contiguous,
                                                    tagchecked);

if !AnyActiveElement(mask, esize) then
    if n == 31 && ConstrainUnpredictableBool(Unpredictable_CHECKSPNONEACTIVE) then
        CheckSPAlignment();
    else
        if n == 31 then CheckSPAlignment();

base = if n == 31 then SP[64] else X[n, 64];
addr = AddressAdd(base, offset * nreg * elements * mbytes, accdesc);

for r = 0 to nreg-1
    src = Z[transfer, VL];
    for e = 0 to elements-1
        if ActivePredicateElement(mask, r * elements + e, esize) then
            Mem[addr, mbytes, accdesc] = Elem[src, e, esize];
            addr = AddressIncrement(addr, mbytes, accdesc);
        transfer = transfer + tstride;

```

Operational information

If PSTATE.DIT is 1, the timing of this instruction is insensitive to the value of the data being loaded or stored when its governing predicate register contains the same value for each execution.

Internal version only: aarchmrs v2025-03_rel, pseudocode v2025-03_rel ; Build timestamp: 2025-03-21T17:41

Copyright © 2010-2025 Arm Limited or its affiliates. All rights reserved. This document is Non-Confidential.

STNT1B (scalar plus scalar, strided registers)

Contiguous store non-temporal of bytes from multiple strided vectors (scalar index)

This instruction performs a contiguous non-temporal store of bytes from elements of two or four strided vector registers to the memory address generated by a 64-bit scalar base and scalar index which is added to the base address. After each element access the index value is incremented, but the index register is not updated.

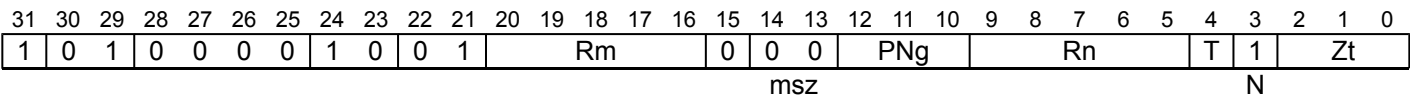
Inactive elements are not written to memory.

A non-temporal store is a hint to the system that this data is unlikely to be referenced again soon.

It has encodings from 2 classes: [Two registers](#) and [Four registers](#)

Two registers

(FEAT_SME2)



Encoding

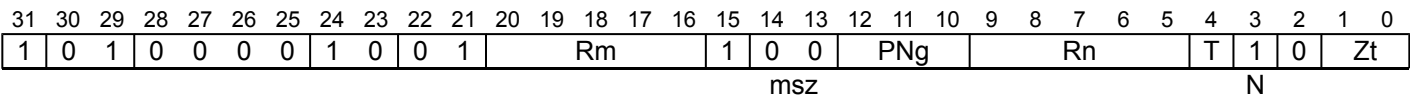
STNT1B { <Zt1>.B, <Zt2>.B }, <PNg>, [<Xn|SP>, <Xm>]

Decode for this encoding

```
if !IsFeatureImplemented(FEAT_SME2) then EndOfDecode(Decode_UNDEF);
constant integer n = UInt(Rn);
constant integer m = UInt(Rm);
constant integer g = UInt('1':PNg);
constant integer nreg = 2;
constant integer tstride = 8;
constant integer t = UInt(T:'0':Zt);
constant integer esize = 8;
```

Four registers

(FEAT_SME2)



Encoding

STNT1B { <Zt1>.B, <Zt2>.B, <Zt3>.B, <Zt4>.B }, <PNg>, [<Xn|SP>, <Xm>]

Decode for this encoding

```
if !IsFeatureImplemented(FEAT_SME2) then EndOfDecode(Decode_UNDEF);
constant integer n = UInt(Rn);
constant integer m = UInt(Rm);
constant integer g = UInt('1':PNg);
constant integer nreg = 4;
constant integer tstride = 4;
constant integer t = UInt(T:'00':Zt);
constant integer esize = 8;
```

Assembler Symbols

<Zt1> For the "Two registers" variant: is the name of the first scalable vector register Z0-Z7 or Z16-Z23 to be transferred, encoded as "T:'0':Zt".

	For the "Four registers" variant: is the name of the first scalable vector register Z0-Z3 or Z16-Z19 to be transferred, encoded as "T:'00':Zt".
<Zt2>	For the "Two registers" variant: is the name of the second scalable vector register Z8-Z15 or Z24-Z31 to be transferred, encoded as "T:'1':Zt".
	For the "Four registers" variant: is the name of the second scalable vector register Z4-Z7 or Z20-Z23 to be transferred, encoded as "T:'01':Zt".
<PNg>	Is the name of the governing scalable predicate register PN8-PN15, with predicate-as-counter encoding, encoded in the "PNg" field.
<Xn SP>	Is the 64-bit name of the general-purpose base register or stack pointer, encoded in the "Rn" field.
<Xm>	Is the 64-bit name of the general-purpose offset register, encoded in the "Rm" field.
<Zt3>	Is the name of the third scalable vector register Z8-Z11 or Z24-Z27 to be transferred, encoded as "T:'10':Zt".
<Zt4>	Is the name of the fourth scalable vector register Z12-Z15 or Z28-Z31 to be transferred, encoded as "T:'11':Zt".

Operation

```

CheckStreamingSVEEnabled();
constant integer VL = CurrentVL;
constant integer PL = VL DIV 8;
constant integer elements = VL DIV esize;
constant integer mbytes = esize DIV 8;
bits(64) offset;
bits(64) base;
bits(64) addr;
bits(VL) src;
constant bits(PL) pred = P[g, PL];
constant bits(PL * nreg) mask = CounterToPredicate(pred<15:0>, PL * nreg);
constant boolean contiguous = TRUE;
constant boolean nontemporal = TRUE;
integer transfer = t;
constant boolean tagchecked = TRUE;
constant AccessDescriptor accdesc = CreateAccDescSVE(MemOp_STORE, nontemporal, contiguous,
                                                    tagchecked);

if !AnyActiveElement(mask, esize) then
    if n == 31 && ConstrainUnpredictableBool(Unpredictable_CHECKSPNONEACTIVE) then
        CheckSPAlignment();
    else
        if n == 31 then CheckSPAlignment();

base = if n == 31 then SP[64] else X[n, 64];
offset = X[m, 64];
addr = AddressAdd(base, UInt(offset) * mbytes, accdesc);

for r = 0 to nreg-1
    src = Z[transfer, VL];
    for e = 0 to elements-1
        if ActivePredicateElement(mask, r * elements + e, esize) then
            Mem[addr, mbytes, accdesc] = Elem[src, e, esize];
            addr = AddressIncrement(addr, mbytes, accdesc);
        transfer = transfer + tstride;

```

Operational information

If PSTATE.DIT is 1, the timing of this instruction is insensitive to the value of the data being loaded or stored when its governing predicate register contains the same value for each execution.

Internal version only: aarchmrs v2025-03_rel, pseudocode v2025-03_rel ; Build timestamp: 2025-03-21T17:41

Copyright © 2010-2025 Arm Limited or its affiliates. All rights reserved. This document is Non-Confidential.

STNT1D (scalar plus immediate, strided registers)

Contiguous store non-temporal of doublewords from multiple strided vectors (immediate index)

This instruction performs a contiguous non-temporal store of doublewords from elements of two or four strided vector registers to the memory address generated by a 64-bit scalar base and immediate index which is multiplied by the vector's in-memory size, irrespective of predication, and added to the base address.

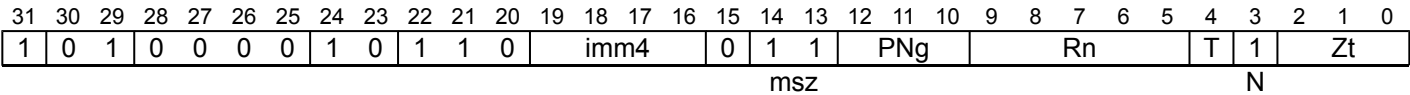
Inactive elements are not written to memory.

A non-temporal store is a hint to the system that this data is unlikely to be referenced again soon.

It has encodings from 2 classes: [Two registers](#) and [Four registers](#)

Two registers

(FEAT_SME2)



Encoding

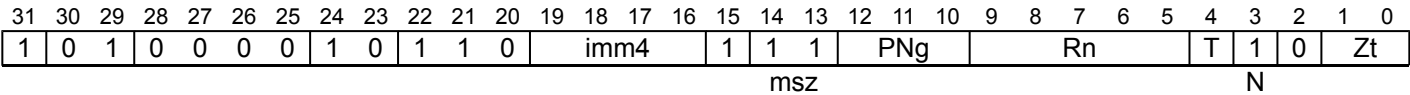
STNT1D { <Zt1>.D, <Zt2>.D }, <PNg>, [<Xn|SP>{, #<imm>, MUL VL}]

Decode for this encoding

```
if !IsFeatureImplemented(FEAT_SME2) then EndOfDecode(Decode_UNDEF);
constant integer n = UInt(Rn);
constant integer g = UInt('1':PNg);
constant integer nreg = 2;
constant integer tstride = 8;
constant integer t = UInt(T:'0':Zt);
constant integer esize = 64;
constant integer offset = SInt(imm4);
```

Four registers

(FEAT_SME2)



Encoding

STNT1D { <Zt1>.D, <Zt2>.D, <Zt3>.D, <Zt4>.D }, <PNg>, [<Xn|SP>{, #<imm>, MUL VL}]

Decode for this encoding

```
if !IsFeatureImplemented(FEAT_SME2) then EndOfDecode(Decode_UNDEF);
constant integer n = UInt(Rn);
constant integer g = UInt('1':PNg);
constant integer nreg = 4;
constant integer tstride = 4;
constant integer t = UInt(T:'00':Zt);
constant integer esize = 64;
constant integer offset = SInt(imm4);
```

Assembler Symbols

<Zt1> For the "Two registers" variant: is the name of the first scalable vector register Z0-Z7 or Z16-Z23 to be transferred, encoded as "T:'0':Zt".

	For the "Four registers" variant: is the name of the first scalable vector register Z0-Z3 or Z16-Z19 to be transferred, encoded as "T:'00':Zt".
<Zt2>	For the "Two registers" variant: is the name of the second scalable vector register Z8-Z15 or Z24-Z31 to be transferred, encoded as "T:'1':Zt". For the "Four registers" variant: is the name of the second scalable vector register Z4-Z7 or Z20-Z23 to be transferred, encoded as "T:'01':Zt".
<PNg>	Is the name of the governing scalable predicate register PN8-PN15, with predicate-as-counter encoding, encoded in the "PNg" field.
<Xn SP>	Is the 64-bit name of the general-purpose base register or stack pointer, encoded in the "Rn" field.
<imm>	For the "Two registers" variant: is the optional signed immediate vector offset, a multiple of 2 in the range -16 to 14, defaulting to 0, encoded in the "imm4" field. For the "Four registers" variant: is the optional signed immediate vector offset, a multiple of 4 in the range -32 to 28, defaulting to 0, encoded in the "imm4" field.
<Zt3>	Is the name of the third scalable vector register Z8-Z11 or Z24-Z27 to be transferred, encoded as "T:'10':Zt".
<Zt4>	Is the name of the fourth scalable vector register Z12-Z15 or Z28-Z31 to be transferred, encoded as "T:'11':Zt".

Operation

```

CheckStreamingSVEEnabled();
constant integer VL = CurrentVL;
constant integer PL = VL DIV 8;
constant integer elements = VL DIV esize;
constant integer mbytes = esize DIV 8;
bits(64) base;
bits(64) addr;
bits(VL) src;
constant bits(PL) pred = P[g, PL];
constant bits(PL * nreg) mask = CounterToPredicate(pred<15:0>, PL * nreg);
constant boolean contiguous = TRUE;
constant boolean nontemporal = TRUE;
integer transfer = t;
constant boolean tagchecked = n != 31;
constant AccessDescriptor accdesc = CreateAccDescSVE(MemOp_STORE, nontemporal, contiguous,
                                                    tagchecked);

if !AnyActiveElement(mask, esize) then
    if n == 31 && ConstrainUnpredictableBool(Unpredictable_CHECKSPNONEACTIVE) then
        CheckSPAlignment();
    else
        if n == 31 then CheckSPAlignment();

base = if n == 31 then SP[64] else X[n, 64];
addr = AddressAdd(base, offset * nreg * elements * mbytes, accdesc);

for r = 0 to nreg-1
    src = Z[transfer, VL];
    for e = 0 to elements-1
        if ActivePredicateElement(mask, r * elements + e, esize) then
            Mem[addr, mbytes, accdesc] = Elem[src, e, esize];
            addr = AddressIncrement(addr, mbytes, accdesc);
        transfer = transfer + tstride;

```

Operational information

If PSTATE.DIT is 1, the timing of this instruction is insensitive to the value of the data being loaded or stored when its governing predicate register contains the same value for each execution.

Internal version only: aarchmrs v2025-03_rel, pseudocode v2025-03_rel ; Build timestamp: 2025-03-21T17:41

Copyright © 2010-2025 Arm Limited or its affiliates. All rights reserved. This document is Non-Confidential.

STNT1D (scalar plus scalar, strided registers)

Contiguous store non-temporal of doublewords from multiple strided vectors (scalar index)

This instruction performs a contiguous non-temporal store of doublewords from elements of two or four strided vector registers to the memory address generated by a 64-bit scalar base and scalar index which is added to the base address. After each element access the index value is incremented, but the index register is not updated.

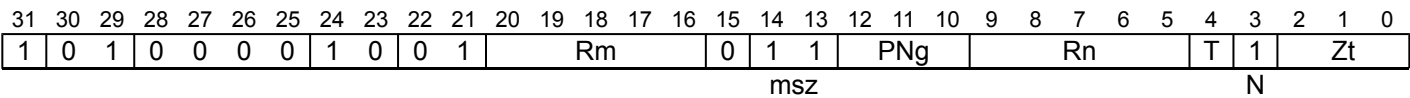
Inactive elements are not written to memory.

A non-temporal store is a hint to the system that this data is unlikely to be referenced again soon.

It has encodings from 2 classes: [Two registers](#) and [Four registers](#)

Two registers

(FEAT_SME2)



Encoding

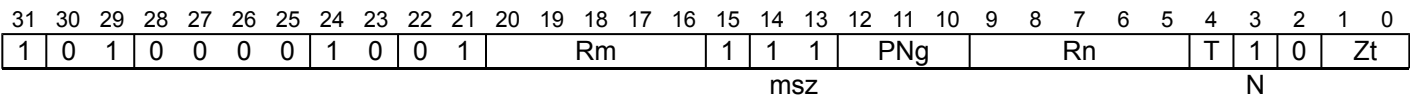
STNT1D { <Zt1>.D, <Zt2>.D }, <PNg>, [<Xn|SP>, <Xm>, LSL #3]

Decode for this encoding

```
if !IsFeatureImplemented(FEAT_SME2) then EndOfDecode(Decode_UNDEF);
constant integer n = UInt(Rn);
constant integer m = UInt(Rm);
constant integer g = UInt('1':PNg);
constant integer nreg = 2;
constant integer tstride = 8;
constant integer t = UInt(T:'0':Zt);
constant integer esize = 64;
```

Four registers

(FEAT_SME2)



Encoding

STNT1D { <Zt1>.D, <Zt2>.D, <Zt3>.D, <Zt4>.D }, <PNg>, [<Xn|SP>, <Xm>, LSL #3]

Decode for this encoding

```
if !IsFeatureImplemented(FEAT_SME2) then EndOfDecode(Decode_UNDEF);
constant integer n = UInt(Rn);
constant integer m = UInt(Rm);
constant integer g = UInt('1':PNg);
constant integer nreg = 4;
constant integer tstride = 4;
constant integer t = UInt(T:'00':Zt);
constant integer esize = 64;
```

Assembler Symbols

<Zt1> For the "Two registers" variant: is the name of the first scalable vector register Z0-Z7 or Z16-Z23 to be transferred, encoded as "T:'0':Zt".

	For the "Four registers" variant: is the name of the first scalable vector register Z0-Z3 or Z16-Z19 to be transferred, encoded as "T:'00':Zt".
<Zt2>	For the "Two registers" variant: is the name of the second scalable vector register Z8-Z15 or Z24-Z31 to be transferred, encoded as "T:'1':Zt".
	For the "Four registers" variant: is the name of the second scalable vector register Z4-Z7 or Z20-Z23 to be transferred, encoded as "T:'01':Zt".
<PNg>	Is the name of the governing scalable predicate register PN8-PN15, with predicate-as-counter encoding, encoded in the "PNg" field.
<Xn SP>	Is the 64-bit name of the general-purpose base register or stack pointer, encoded in the "Rn" field.
<Xm>	Is the 64-bit name of the general-purpose offset register, encoded in the "Rm" field.
<Zt3>	Is the name of the third scalable vector register Z8-Z11 or Z24-Z27 to be transferred, encoded as "T:'10':Zt".
<Zt4>	Is the name of the fourth scalable vector register Z12-Z15 or Z28-Z31 to be transferred, encoded as "T:'11':Zt".

Operation

```

CheckStreamingSVEEnabled();
constant integer VL = CurrentVL;
constant integer PL = VL DIV 8;
constant integer elements = VL DIV esize;
constant integer mbytes = esize DIV 8;
bits(64) offset;
bits(64) base;
bits(64) addr;
bits(VL) src;
constant bits(PL) pred = P[g, PL];
constant bits(PL * nreg) mask = CounterToPredicate(pred<15:0>, PL * nreg);
constant boolean contiguous = TRUE;
constant boolean nontemporal = TRUE;
integer transfer = t;
constant boolean tagchecked = TRUE;
constant AccessDescriptor accdesc = CreateAccDescSVE(MemOp_STORE, nontemporal, contiguous,
                                                    tagchecked);

if !AnyActiveElement(mask, esize) then
    if n == 31 && ConstrainUnpredictableBool(Unpredictable_CHECKSPNONEACTIVE) then
        CheckSPAlignment();
    else
        if n == 31 then CheckSPAlignment();

base = if n == 31 then SP[64] else X[n, 64];
offset = X[m, 64];
addr = AddressAdd(base, UInt(offset) * mbytes, accdesc);

for r = 0 to nreg-1
    src = Z[transfer, VL];
    for e = 0 to elements-1
        if ActivePredicateElement(mask, r * elements + e, esize) then
            Mem[addr, mbytes, accdesc] = Elem[src, e, esize];
            addr = AddressIncrement(addr, mbytes, accdesc);
        transfer = transfer + tstride;

```

Operational information

If PSTATE.DIT is 1, the timing of this instruction is insensitive to the value of the data being loaded or stored when its governing predicate register contains the same value for each execution.

Internal version only: aarchmrs v2025-03_rel, pseudocode v2025-03_rel ; Build timestamp: 2025-03-21T17:41

Copyright © 2010-2025 Arm Limited or its affiliates. All rights reserved. This document is Non-Confidential.

STNT1H (scalar plus immediate, strided registers)

Contiguous store non-temporal of halfwords from multiple strided vectors (immediate index)

This instruction performs a contiguous non-temporal store of halfwords from elements of two or four strided vector registers to the memory address generated by a 64-bit scalar base and immediate index which is multiplied by the vector's in-memory size, irrespective of predication, and added to the base address.

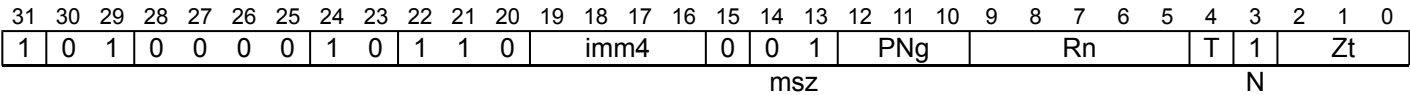
Inactive elements are not written to memory.

A non-temporal store is a hint to the system that this data is unlikely to be referenced again soon.

It has encodings from 2 classes: [Two registers](#) and [Four registers](#)

Two registers

(FEAT_SME2)



Encoding

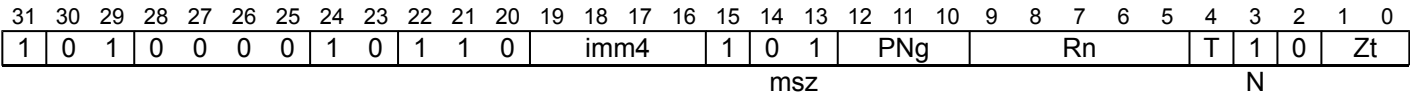
STNT1H { <Zt1>.H, <Zt2>.H }, <PNg>, [<Xn|SP>{, #<imm>, MUL VL}]

Decode for this encoding

```
if !IsFeatureImplemented(FEAT_SME2) then EndOfDecode(Decode_UNDEF);
constant integer n = UInt(Rn);
constant integer g = UInt('1':PNg);
constant integer nreg = 2;
constant integer tstride = 8;
constant integer t = UInt(T:'0':Zt);
constant integer esize = 16;
constant integer offset = SInt(imm4);
```

Four registers

(FEAT_SME2)



Encoding

STNT1H { <Zt1>.H, <Zt2>.H, <Zt3>.H, <Zt4>.H }, <PNg>, [<Xn|SP>{, #<imm>, MUL VL}]

Decode for this encoding

```
if !IsFeatureImplemented(FEAT_SME2) then EndOfDecode(Decode_UNDEF);
constant integer n = UInt(Rn);
constant integer g = UInt('1':PNg);
constant integer nreg = 4;
constant integer tstride = 4;
constant integer t = UInt(T:'00':Zt);
constant integer esize = 16;
constant integer offset = SInt(imm4);
```

Assembler Symbols

<Zt1> For the "Two registers" variant: is the name of the first scalable vector register Z0-Z7 or Z16-Z23 to be transferred, encoded as "T:'0':Zt".

	For the "Four registers" variant: is the name of the first scalable vector register Z0-Z3 or Z16-Z19 to be transferred, encoded as "T:'00':Zt".
<Zt2>	For the "Two registers" variant: is the name of the second scalable vector register Z8-Z15 or Z24-Z31 to be transferred, encoded as "T:'1':Zt". For the "Four registers" variant: is the name of the second scalable vector register Z4-Z7 or Z20-Z23 to be transferred, encoded as "T:'01':Zt".
<PNg>	Is the name of the governing scalable predicate register PN8-PN15, with predicate-as-counter encoding, encoded in the "PNg" field.
<Xn SP>	Is the 64-bit name of the general-purpose base register or stack pointer, encoded in the "Rn" field.
<imm>	For the "Two registers" variant: is the optional signed immediate vector offset, a multiple of 2 in the range -16 to 14, defaulting to 0, encoded in the "imm4" field. For the "Four registers" variant: is the optional signed immediate vector offset, a multiple of 4 in the range -32 to 28, defaulting to 0, encoded in the "imm4" field.
<Zt3>	Is the name of the third scalable vector register Z8-Z11 or Z24-Z27 to be transferred, encoded as "T:'10':Zt".
<Zt4>	Is the name of the fourth scalable vector register Z12-Z15 or Z28-Z31 to be transferred, encoded as "T:'11':Zt".

Operation

```

CheckStreamingSVEEnabled();
constant integer VL = CurrentVL;
constant integer PL = VL DIV 8;
constant integer elements = VL DIV esize;
constant integer mbytes = esize DIV 8;
bits(64) base;
bits(64) addr;
bits(VL) src;
constant bits(PL) pred = P[g, PL];
constant bits(PL * nreg) mask = CounterToPredicate(pred<15:0>, PL * nreg);
constant boolean contiguous = TRUE;
constant boolean nontemporal = TRUE;
integer transfer = t;
constant boolean tagchecked = n != 31;
constant AccessDescriptor accdesc = CreateAccDescSVE(MemOp_STORE, nontemporal, contiguous,
                                                    tagchecked);

if !AnyActiveElement(mask, esize) then
    if n == 31 && ConstrainUnpredictableBool(Unpredictable_CHECKSPNONEACTIVE) then
        CheckSPAlignment();
    else
        if n == 31 then CheckSPAlignment();

base = if n == 31 then SP[64] else X[n, 64];
addr = AddressAdd(base, offset * nreg * elements * mbytes, accdesc);

for r = 0 to nreg-1
    src = Z[transfer, VL];
    for e = 0 to elements-1
        if ActivePredicateElement(mask, r * elements + e, esize) then
            Mem[addr, mbytes, accdesc] = Elem[src, e, esize];
            addr = AddressIncrement(addr, mbytes, accdesc);
        transfer = transfer + tstride;

```

Operational information

If PSTATE.DIT is 1, the timing of this instruction is insensitive to the value of the data being loaded or stored when its governing predicate register contains the same value for each execution.

Internal version only: aarchmrs v2025-03_rel, pseudocode v2025-03_rel ; Build timestamp: 2025-03-21T17:41

Copyright © 2010-2025 Arm Limited or its affiliates. All rights reserved. This document is Non-Confidential.

STNT1H (scalar plus scalar, strided registers)

Contiguous store non-temporal of halfwords from multiple strided vectors (scalar index)

This instruction performs a contiguous non-temporal store of halfwords from elements of two or four strided vector registers to the memory address generated by a 64-bit scalar base and scalar index which is added to the base address. After each element access the index value is incremented, but the index register is not updated.

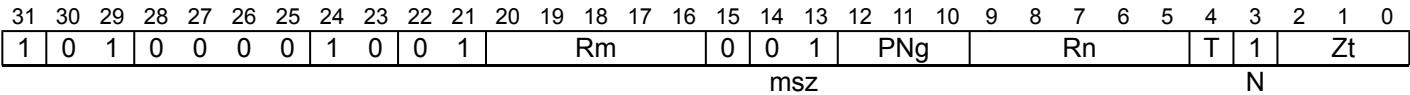
Inactive elements are not written to memory.

A non-temporal store is a hint to the system that this data is unlikely to be referenced again soon.

It has encodings from 2 classes: [Two registers](#) and [Four registers](#)

Two registers

(FEAT_SME2)



Encoding

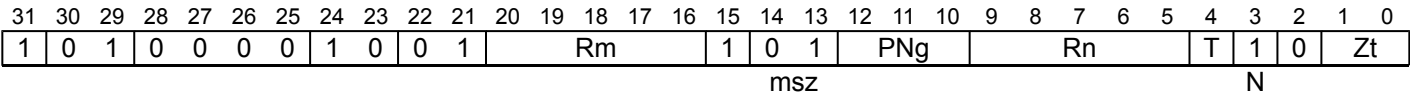
STNT1H { <Zt1>.H, <Zt2>.H }, <PNg>, [<Xn|SP>, <Xm>, LSL #1]

Decode for this encoding

```
if !IsFeatureImplemented(FEAT_SME2) then EndOfDecode(Decode_UNDEF);
constant integer n = UInt(Rn);
constant integer m = UInt(Rm);
constant integer g = UInt('1':PNg);
constant integer nreg = 2;
constant integer tstride = 8;
constant integer t = UInt(T:'0':Zt);
constant integer esize = 16;
```

Four registers

(FEAT_SME2)



Encoding

STNT1H { <Zt1>.H, <Zt2>.H, <Zt3>.H, <Zt4>.H }, <PNg>, [<Xn|SP>, <Xm>, LSL #1]

Decode for this encoding

```
if !IsFeatureImplemented(FEAT_SME2) then EndOfDecode(Decode_UNDEF);
constant integer n = UInt(Rn);
constant integer m = UInt(Rm);
constant integer g = UInt('1':PNg);
constant integer nreg = 4;
constant integer tstride = 4;
constant integer t = UInt(T:'00':Zt);
constant integer esize = 16;
```

Assembler Symbols

<Zt1> For the "Two registers" variant: is the name of the first scalable vector register Z0-Z7 or Z16-Z23 to be transferred, encoded as "T:'0':Zt".

	For the "Four registers" variant: is the name of the first scalable vector register Z0-Z3 or Z16-Z19 to be transferred, encoded as "T:'00':Zt".
<Zt2>	For the "Two registers" variant: is the name of the second scalable vector register Z8-Z15 or Z24-Z31 to be transferred, encoded as "T:'1':Zt".
	For the "Four registers" variant: is the name of the second scalable vector register Z4-Z7 or Z20-Z23 to be transferred, encoded as "T:'01':Zt".
<PNg>	Is the name of the governing scalable predicate register PN8-PN15, with predicate-as-counter encoding, encoded in the "PNg" field.
<Xn SP>	Is the 64-bit name of the general-purpose base register or stack pointer, encoded in the "Rn" field.
<Xm>	Is the 64-bit name of the general-purpose offset register, encoded in the "Rm" field.
<Zt3>	Is the name of the third scalable vector register Z8-Z11 or Z24-Z27 to be transferred, encoded as "T:'10':Zt".
<Zt4>	Is the name of the fourth scalable vector register Z12-Z15 or Z28-Z31 to be transferred, encoded as "T:'11':Zt".

Operation

```

CheckStreamingSVEEnabled();
constant integer VL = CurrentVL;
constant integer PL = VL DIV 8;
constant integer elements = VL DIV esize;
constant integer mbytes = esize DIV 8;
bits(64) offset;
bits(64) base;
bits(64) addr;
bits(VL) src;
constant bits(PL) pred = P[g, PL];
constant bits(PL * nreg) mask = CounterToPredicate(pred<15:0>, PL * nreg);
constant boolean contiguous = TRUE;
constant boolean nontemporal = TRUE;
integer transfer = t;
constant boolean tagchecked = TRUE;
constant AccessDescriptor accdesc = CreateAccDescSVE(MemOp_STORE, nontemporal, contiguous,
                                                    tagchecked);

if !AnyActiveElement(mask, esize) then
    if n == 31 && ConstrainUnpredictableBool(Unpredictable_CHECKSPNONEACTIVE) then
        CheckSPAlignment();
    else
        if n == 31 then CheckSPAlignment();

base = if n == 31 then SP[64] else X[n, 64];
offset = X[m, 64];
addr = AddressAdd(base, UInt(offset) * mbytes, accdesc);

for r = 0 to nreg-1
    src = Z[transfer, VL];
    for e = 0 to elements-1
        if ActivePredicateElement(mask, r * elements + e, esize) then
            Mem[addr, mbytes, accdesc] = Elem[src, e, esize];
            addr = AddressIncrement(addr, mbytes, accdesc);
        transfer = transfer + tstride;

```

Operational information

If PSTATE.DIT is 1, the timing of this instruction is insensitive to the value of the data being loaded or stored when its governing predicate register contains the same value for each execution.

Internal version only: aarchmrs v2025-03_rel, pseudocode v2025-03_rel ; Build timestamp: 2025-03-21T17:41

Copyright © 2010-2025 Arm Limited or its affiliates. All rights reserved. This document is Non-Confidential.

STNT1W (scalar plus immediate, strided registers)

Contiguous store non-temporal of words from multiple strided vectors (immediate index)

This instruction performs a contiguous non-temporal store of words from elements of two or four strided vector registers to the memory address generated by a 64-bit scalar base and immediate index which is multiplied by the vector's in-memory size, irrespective of predication, and added to the base address.

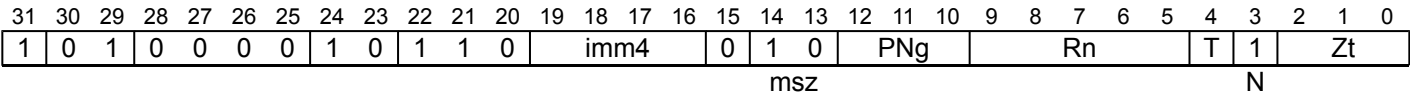
Inactive elements are not written to memory.

A non-temporal store is a hint to the system that this data is unlikely to be referenced again soon.

It has encodings from 2 classes: [Two registers](#) and [Four registers](#)

Two registers

(FEAT_SME2)



Encoding

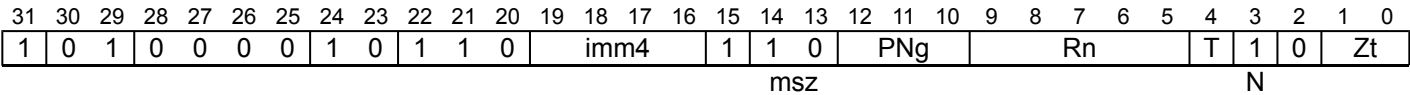
STNT1W { <Zt1>.S, <Zt2>.S }, <PNg>, [<Xn|SP>{, #<imm>, MUL VL}]

Decode for this encoding

```
if !IsFeatureImplemented(FEAT_SME2) then EndOfDecode(Decode_UNDEF);
constant integer n = UInt(Rn);
constant integer g = UInt('1':PNg);
constant integer nreg = 2;
constant integer tstride = 8;
constant integer t = UInt(T:'0':Zt);
constant integer esize = 32;
constant integer offset = SInt(imm4);
```

Four registers

(FEAT_SME2)



Encoding

STNT1W { <Zt1>.S, <Zt2>.S, <Zt3>.S, <Zt4>.S }, <PNg>, [<Xn|SP>{, #<imm>, MUL VL}]

Decode for this encoding

```
if !IsFeatureImplemented(FEAT_SME2) then EndOfDecode(Decode_UNDEF);
constant integer n = UInt(Rn);
constant integer g = UInt('1':PNg);
constant integer nreg = 4;
constant integer tstride = 4;
constant integer t = UInt(T:'00':Zt);
constant integer esize = 32;
constant integer offset = SInt(imm4);
```

Assembler Symbols

<Zt1> For the "Two registers" variant: is the name of the first scalable vector register Z0-Z7 or Z16-Z23 to be transferred, encoded as "T:'0':Zt".

	For the "Four registers" variant: is the name of the first scalable vector register Z0-Z3 or Z16-Z19 to be transferred, encoded as "T:'00':Zt".
<Zt2>	For the "Two registers" variant: is the name of the second scalable vector register Z8-Z15 or Z24-Z31 to be transferred, encoded as "T:'1':Zt". For the "Four registers" variant: is the name of the second scalable vector register Z4-Z7 or Z20-Z23 to be transferred, encoded as "T:'01':Zt".
<PNg>	Is the name of the governing scalable predicate register PN8-PN15, with predicate-as-counter encoding, encoded in the "PNg" field.
<Xn SP>	Is the 64-bit name of the general-purpose base register or stack pointer, encoded in the "Rn" field.
<imm>	For the "Two registers" variant: is the optional signed immediate vector offset, a multiple of 2 in the range -16 to 14, defaulting to 0, encoded in the "imm4" field. For the "Four registers" variant: is the optional signed immediate vector offset, a multiple of 4 in the range -32 to 28, defaulting to 0, encoded in the "imm4" field.
<Zt3>	Is the name of the third scalable vector register Z8-Z11 or Z24-Z27 to be transferred, encoded as "T:'10':Zt".
<Zt4>	Is the name of the fourth scalable vector register Z12-Z15 or Z28-Z31 to be transferred, encoded as "T:'11':Zt".

Operation

```

CheckStreamingSVEEnabled();
constant integer VL = CurrentVL;
constant integer PL = VL DIV 8;
constant integer elements = VL DIV esize;
constant integer mbytes = esize DIV 8;
bits(64) base;
bits(64) addr;
bits(VL) src;
constant bits(PL) pred = P[g, PL];
constant bits(PL * nreg) mask = CounterToPredicate(pred<15:0>, PL * nreg);
constant boolean contiguous = TRUE;
constant boolean nontemporal = TRUE;
integer transfer = t;
constant boolean tagchecked = n != 31;
constant AccessDescriptor accdesc = CreateAccDescSVE(MemOp_STORE, nontemporal, contiguous,
                                                    tagchecked);

if !AnyActiveElement(mask, esize) then
    if n == 31 && ConstrainUnpredictableBool(Unpredictable_CHECKSPNONEACTIVE) then
        CheckSPAlignment();
    else
        if n == 31 then CheckSPAlignment();

base = if n == 31 then SP[64] else X[n, 64];
addr = AddressAdd(base, offset * nreg * elements * mbytes, accdesc);

for r = 0 to nreg-1
    src = Z[transfer, VL];
    for e = 0 to elements-1
        if ActivePredicateElement(mask, r * elements + e, esize) then
            Mem[addr, mbytes, accdesc] = Elem[src, e, esize];
            addr = AddressIncrement(addr, mbytes, accdesc);
        transfer = transfer + tstride;

```

Operational information

If PSTATE.DIT is 1, the timing of this instruction is insensitive to the value of the data being loaded or stored when its governing predicate register contains the same value for each execution.

Internal version only: aarchmrs v2025-03_rel, pseudocode v2025-03_rel ; Build timestamp: 2025-03-21T17:41

Copyright © 2010-2025 Arm Limited or its affiliates. All rights reserved. This document is Non-Confidential.

STNT1W (scalar plus scalar, strided registers)

Contiguous store non-temporal of words from multiple strided vectors (scalar index)

This instruction performs a contiguous non-temporal store of words from elements of two or four strided vector registers to the memory address generated by a 64-bit scalar base and scalar index which is added to the base address. After each element access the index value is incremented, but the index register is not updated.

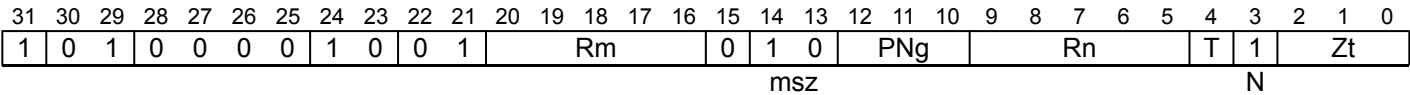
Inactive elements are not written to memory.

A non-temporal store is a hint to the system that this data is unlikely to be referenced again soon.

It has encodings from 2 classes: [Two registers](#) and [Four registers](#)

Two registers

(FEAT_SME2)



Encoding

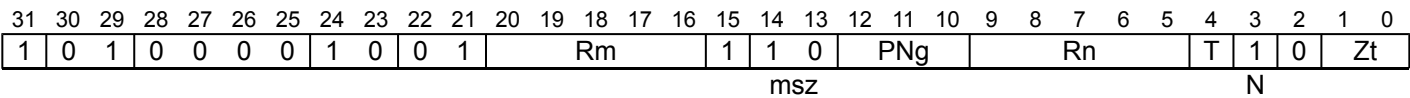
STNT1W { <Zt1>.S, <Zt2>.S }, <PNg>, [<Xn|SP>, <Xm>, LSL #2]

Decode for this encoding

```
if !IsFeatureImplemented(FEAT_SME2) then EndOfDecode(Decode_UNDEF);
constant integer n = UInt(Rn);
constant integer m = UInt(Rm);
constant integer g = UInt('1':PNg);
constant integer nreg = 2;
constant integer tstride = 8;
constant integer t = UInt(T:'0':Zt);
constant integer esize = 32;
```

Four registers

(FEAT_SME2)



Encoding

STNT1W { <Zt1>.S, <Zt2>.S, <Zt3>.S, <Zt4>.S }, <PNg>, [<Xn|SP>, <Xm>, LSL #2]

Decode for this encoding

```
if !IsFeatureImplemented(FEAT_SME2) then EndOfDecode(Decode_UNDEF);
constant integer n = UInt(Rn);
constant integer m = UInt(Rm);
constant integer g = UInt('1':PNg);
constant integer nreg = 4;
constant integer tstride = 4;
constant integer t = UInt(T:'00':Zt);
constant integer esize = 32;
```

Assembler Symbols

<Zt1> For the "Two registers" variant: is the name of the first scalable vector register Z0-Z7 or Z16-Z23 to be transferred, encoded as "T:'0':Zt".

	For the "Four registers" variant: is the name of the first scalable vector register Z0-Z3 or Z16-Z19 to be transferred, encoded as "T:'00':Zt".
<Zt2>	For the "Two registers" variant: is the name of the second scalable vector register Z8-Z15 or Z24-Z31 to be transferred, encoded as "T:'1':Zt".
	For the "Four registers" variant: is the name of the second scalable vector register Z4-Z7 or Z20-Z23 to be transferred, encoded as "T:'01':Zt".
<PNg>	Is the name of the governing scalable predicate register PN8-PN15, with predicate-as-counter encoding, encoded in the "PNg" field.
<Xn SP>	Is the 64-bit name of the general-purpose base register or stack pointer, encoded in the "Rn" field.
<Xm>	Is the 64-bit name of the general-purpose offset register, encoded in the "Rm" field.
<Zt3>	Is the name of the third scalable vector register Z8-Z11 or Z24-Z27 to be transferred, encoded as "T:'10':Zt".
<Zt4>	Is the name of the fourth scalable vector register Z12-Z15 or Z28-Z31 to be transferred, encoded as "T:'11':Zt".

Operation

```

CheckStreamingSVEEnabled();
constant integer VL = CurrentVL;
constant integer PL = VL DIV 8;
constant integer elements = VL DIV esize;
constant integer mbytes = esize DIV 8;
bits(64) offset;
bits(64) base;
bits(64) addr;
bits(VL) src;
constant bits(PL) pred = P[g, PL];
constant bits(PL * nreg) mask = CounterToPredicate(pred<15:0>, PL * nreg);
constant boolean contiguous = TRUE;
constant boolean nontemporal = TRUE;
integer transfer = t;
constant boolean tagchecked = TRUE;
constant AccessDescriptor accdesc = CreateAccDescSVE(MemOp_STORE, nontemporal, contiguous,
                                                    tagchecked);

if !AnyActiveElement(mask, esize) then
    if n == 31 && ConstrainUnpredictableBool(Unpredictable_CHECKSPNONEACTIVE) then
        CheckSPAlignment();
    else
        if n == 31 then CheckSPAlignment();

base = if n == 31 then SP[64] else X[n, 64];
offset = X[m, 64];
addr = AddressAdd(base, UInt(offset) * mbytes, accdesc);

for r = 0 to nreg-1
    src = Z[transfer, VL];
    for e = 0 to elements-1
        if ActivePredicateElement(mask, r * elements + e, esize) then
            Mem[addr, mbytes, accdesc] = Elem[src, e, esize];
            addr = AddressIncrement(addr, mbytes, accdesc);
        transfer = transfer + tstride;

```

Operational information

If PSTATE.DIT is 1, the timing of this instruction is insensitive to the value of the data being loaded or stored when its governing predicate register contains the same value for each execution.

Internal version only: aarchmrs v2025-03_rel, pseudocode v2025-03_rel ; Build timestamp: 2025-03-21T17:41

Copyright © 2010-2025 Arm Limited or its affiliates. All rights reserved. This document is Non-Confidential.

STR (array vector)

Store ZA array vector

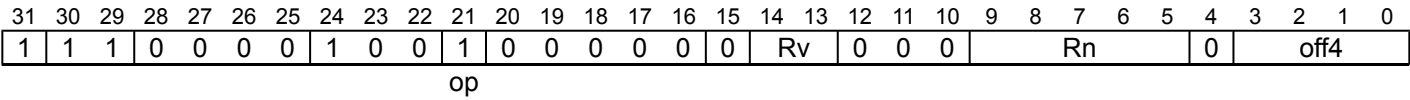
This instruction performs a contiguous store of bytes from a ZA array vector to the memory address generated by a 64-bit scalar base plus an optional immediate offset multiplied by the current vector length in bytes. The ZA array vector is selected by the sum of the vector select register and the same immediate offset, modulo the number of bytes in a Streaming SVE vector.

This instruction is unpredicated.

The store is performed as contiguous byte accesses, with no endian conversion and no guarantee of single-copy atomicity larger than a byte. However, if alignment is checked, then the base register must be aligned to 16 bytes.

This instruction does not require the PE to be in Streaming SVE mode, and it is expected that this instruction will not experience a significant slowdown due to contention with other PEs that are executing in Streaming SVE mode.

SME (FEAT_SME)



Encoding

STR ZA[<Wv>, <offs>], [<Xn|SP>{, #<offs>, MUL VL}]

Decode for this encoding

```
if !IsFeatureImplemented(FEAT_SME) then EndOfDecode(Decode_UNDEF);
constant integer n = UInt(Rn);
constant integer v = UInt('011':Rv);
constant integer offset = UInt(off4);
```

Assembler Symbols

- <Wv> Is the 32-bit name of the vector select register W12-W15, encoded in the "Rv" field.
- <offs> Is the vector select offset and optional memory offset, in the range 0 to 15, defaulting to 0, encoded in the "off4" field.
- <Xn|SP> Is the 64-bit name of the general-purpose base register or stack pointer, encoded in the "Rn" field.

Operation

```
CheckSMEAndZAEnabled();
constant integer SVL = CurrentSVL;
constant integer dim = SVL DIV 8;
bits(64) base;
constant integer moffs = offset * dim;
bits(SVL) src;
constant bits(32) vbase = X[v, 32];
constant integer vec = (UInt(vbase) + offset) MOD dim;
constant boolean contiguous = TRUE;
constant boolean nontemporal = FALSE;
constant boolean tagchecked = n != 31;
constant AccessDescriptor accdesc = CreateAccDescSME(MemOp\_STORE, nontemporal, contiguous,
                                                    tagchecked);

if IsFeatureImplemented(FEAT_TME) && TSTATE.depth > 0 then
    FailTransaction(TMFailure\_ERR, FALSE);

if n == 31 then
    CheckSPAlignment();
    base = SP[64];
else
    base = X[n, 64];

src = ZAvector[vec, SVL];

bits(64) addr = AddressAdd(base, moffs, accdesc);

constant boolean aligned = IsAligned(addr, 16);

if !aligned && AlignmentEnforced() then
    constant FaultRecord fault = AlignmentFault(accdesc, addr);
    AArch64.Abort(fault);

for e = 0 to dim-1
    AArch64.MemSingle[addr, 1, accdesc, aligned] = Elem[src, e, 8];
    addr = AddressIncrement(addr, 1, accdesc);
```

Operational information

If PSTATE.DIT is 1, the timing of this instruction is insensitive to the value of the data being loaded or stored.

Internal version only: aarchmrs v2025-03_rel, pseudocode v2025-03_rel ; Build timestamp: 2025-03-21T17:41

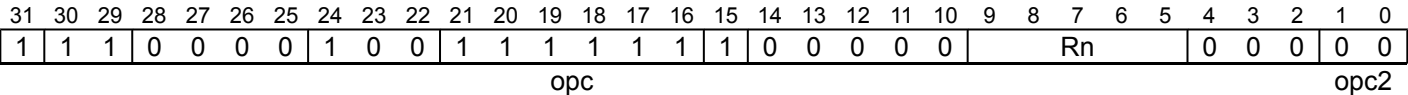
Copyright © 2010-2025 Arm Limited or its affiliates. All rights reserved. This document is Non-Confidential.

STR (table)

Store ZT0 register

This instruction stores the 64-byte ZT0 register to the memory address provided in the 64-bit scalar base register. This instruction is unpredicated. The store is performed as contiguous byte accesses, with no endian conversion and no guarantee of single-copy atomicity larger than a byte. However, if alignment is checked, then the base register must be aligned to 16 bytes. This instruction does not require the PE to be in Streaming SVE mode, and it is expected that this instruction will not experience a significant slowdown due to contention with other PEs that are executing in Streaming SVE mode.

SME2
(FEAT_SME2)



Encoding

STR ZT0, [<Xn|SP>]

Decode for this encoding

```
if !IsFeatureImplemented(FEAT_SME2) then EndOfDecode(Decode_UNDEF);
constant integer n = UInt(Rn);
```

Assembler Symbols

<Xn|SP> Is the 64-bit name of the general-purpose base register or stack pointer, encoded in the "Rn" field.

Operation

```
CheckSMEEnabled();
CheckSMEZT0Enabled();
constant integer elements = 512 DIV 8;
bits(64) addr;
constant bits(512) table = ZT0[512];
constant boolean contiguous = TRUE;
constant boolean nontemporal = FALSE;
constant boolean tagchecked = n != 31;
constant AccessDescriptor accdesc = CreateAccDescSME(MemOp_STORE, nontemporal, contiguous, tagchecked);

if IsFeatureImplemented(FEAT_TME) && TSTATE.depth > 0 then
    FailTransaction(TMFailure_ERR, FALSE);

if n == 31 then
    CheckSPAlignment();
    addr = SP[64];
else
    addr = X[n, 64];

constant boolean aligned = IsAligned(addr, 16);

if !aligned && AlignmentEnforced() then
    constant FaultRecord fault = AlignmentFault(accdesc, addr);
    AArch64.Abort(fault);

for e = 0 to elements-1
    AArch64.MemSingle[addr, 1, accdesc, aligned] = Elem[table, e, 8];
    addr = AddressIncrement(addr, 1, accdesc);
```

Operational information

If PSTATE.DIT is 1, the timing of this instruction is insensitive to the value of the data being loaded or stored.

Internal version only: aarchmrs v2025-03_rel, pseudocode v2025-03_rel ; Build timestamp: 2025-03-21T17:41

Copyright © 2010-2025 Arm Limited or its affiliates. All rights reserved. This document is Non-Confidential.

SUB (array accumulators)

Subtract multi-vector from ZA array vector accumulators

This instruction destructively subtracts all elements of the two or four source vectors from the corresponding elements of the ZA single-vector groups. The single-vector group within each half of or each quarter of the ZA array is selected by the sum of the vector select register and offset, modulo half or quarter the number of ZA array vectors.

The vector group symbol, VGx2 or VGx4, indicates that the ZA operand consists of two or four ZA single-vector groups respectively. The vector group symbol is preferred for disassembly, but optional in assembler source code.

This instruction is unpredicated.

ID_AA64SMFR0_EL1.I16I64 indicates whether the 64-bit integer variant is implemented.

It has encodings from 2 classes: [Two ZA single-vectors](#) and [Four ZA single-vectors](#)

Two ZA single-vectors (FEAT_SME2)

31	30	29	28	27	26	25	24	23	22	21	20	19	18	17	16	15	14	13	12	11	10	9	8	7	6	5	4	3	2	1	0
1	1	0	0	0	0	0	1	1	sz	1	0	0	0	0	0	0	Rv	1	1	1	Zm			0	1	1	off3			S	

Encoding

SUB ZA.<T>[<Wv>, <offs>{, VGx2}], { <Zm1>.<T>-<Zm2>.<T> }

Decode for this encoding

```
if !IsFeatureImplemented(FEAT_SME2) then EndOfDecode(Decode_UNDEF);
if sz == '1' && !IsFeatureImplemented(FEAT_SME_I16I64) then EndOfDecode(Decode_UNDEF);
constant integer v = UInt('010':Rv);
constant integer esize = 32 << UInt(sz);
constant integer m = UInt(Zm:'0');
constant integer offset = UInt(off3);
constant integer nreg = 2;
```

Four ZA single-vectors (FEAT_SME2)

31	30	29	28	27	26	25	24	23	22	21	20	19	18	17	16	15	14	13	12	11	10	9	8	7	6	5	4	3	2	1	0
1	1	0	0	0	0	0	1	1	sz	1	0	0	0	0	1	0	Rv	1	1	1	Zm			0	0	1	1	off3			S

Encoding

SUB ZA.<T>[<Wv>, <offs>{, VGx4}], { <Zm1>.<T>-<Zm4>.<T> }

Decode for this encoding

```
if !IsFeatureImplemented(FEAT_SME2) then EndOfDecode(Decode_UNDEF);
if sz == '1' && !IsFeatureImplemented(FEAT_SME_I16I64) then EndOfDecode(Decode_UNDEF);
constant integer v = UInt('010':Rv);
constant integer esize = 32 << UInt(sz);
constant integer m = UInt(Zm:'00');
constant integer offset = UInt(off3);
constant integer nreg = 4;
```

Assembler Symbols

<T> Is the size specifier, encoded in “sz”:

sz	<T>
0	S
1	D

- <Wv> Is the 32-bit name of the vector select register W8-W11, encoded in the "Rv" field.
- <offs> Is the vector select offset, in the range 0 to 7, encoded in the "off3" field.
- <Zm1> For the "Two ZA single-vectors" variant: is the name of the first scalable vector register of the source multi-vector group, encoded as "Zm" times 2.
- For the "Four ZA single-vectors" variant: is the name of the first scalable vector register of the source multi-vector group, encoded as "Zm" times 4.
- <Zm2> Is the name of the second scalable vector register of the source multi-vector group, encoded as "Zm" times 2 plus 1.
- <Zm4> Is the name of the fourth scalable vector register of the source multi-vector group, encoded as "Zm" times 4 plus 3.

Operation

```

CheckStreamingSVEAndZAEEnabled();
constant integer VL = CurrentVL;
constant integer elements = VL DIV esize;
constant integer vectors = VL DIV 8;
constant integer vstride = vectors DIV nreg;
constant bits(32) vbase = X[v, 32];
integer vec = (UInt(vbase) + offset) MOD vstride;
bits(VL) result;

for r = 0 to nreg-1
    constant bits(VL) operand1 = ZAvector[vec, VL];
    constant bits(VL) operand2 = Z[m+r, VL];
    for e = 0 to elements-1
        constant bits(esize) element1 = Elem[operand1, e, esize];
        constant bits(esize) element2 = Elem[operand2, e, esize];
        Elem[result, e, esize] = element1 - element2;
    ZAvector[vec, VL] = result;
    vec = vec + vstride;

```

Operational information

If PSTATE.DIT is 1:

- The execution time of this instruction is independent of:
 - The values of the data supplied in any of its registers.
 - The values of the NZCV flags.
- The response of this instruction to asynchronous exceptions does not vary based on:
 - The values of the data supplied in any of its registers.
 - The values of the NZCV flags.

Internal version only: aarchmrs v2025-03_rel, pseudocode v2025-03_rel ; Build timestamp: 2025-03-21T17:41

Copyright © 2010-2025 Arm Limited or its affiliates. All rights reserved. This document is Non-Confidential.

SUB (array results, multiple and single vector)

Subtract replicated single vector from multi-vector with ZA array vector results

This instruction subtracts all corresponding elements of the second source vector from the two or four first source vectors and places the results in the corresponding elements of the ZA single-vector groups.

The single-vector group within each half of or each quarter of the ZA array is selected by the sum of the vector select register and offset, modulo half or quarter the number of ZA array vectors.

The vector group symbol, VGx2 or VGx4, indicates that the ZA operand consists of two or four ZA single-vector groups respectively. The vector group symbol is preferred for disassembly, but optional in assembler source code.

This instruction is unpredicated.

ID_AA64SMFR0_EL1.I16I64 indicates whether the 64-bit integer variant is implemented.

It has encodings from 2 classes: [Two ZA single-vectors](#) and [Four ZA single-vectors](#)

Two ZA single-vectors (FEAT_SME2)

31	30	29	28	27	26	25	24	23	22	21	20	19	18	17	16	15	14	13	12	11	10	9	8	7	6	5	4	3	2	1	0
1	1	0	0	0	0	0	1	0	sz	1	0	Zm			0	Rv		1	1	0	Zn			1	1	off3			S		

Encoding

SUB ZA.<T>[<Wv>, <offs>{, VGx2}], { <Zn1>.<T>-<Zn2>.<T> }, <Zm>.<T>

Decode for this encoding

```
if !IsFeatureImplemented(FEAT_SME2) then EndOfDecode(Decode_UNDEF);
if sz == '1' && !IsFeatureImplemented(FEAT_SME_I16I64) then EndOfDecode(Decode_UNDEF);
constant integer v = UInt('010':Rv);
constant integer esize = 32 << UInt(sz);
constant integer n = UInt(Zn);
constant integer m = UInt('0':Zm);
constant integer offset = UInt(off3);
constant integer nreg = 2;
```

Four ZA single-vectors (FEAT_SME2)

31	30	29	28	27	26	25	24	23	22	21	20	19	18	17	16	15	14	13	12	11	10	9	8	7	6	5	4	3	2	1	0
1	1	0	0	0	0	0	1	0	sz	1	1	Zm			0	Rv		1	1	0	Zn			1	1	off3			S		

Encoding

SUB ZA.<T>[<Wv>, <offs>{, VGx4}], { <Zn1>.<T>-<Zn4>.<T> }, <Zm>.<T>

Decode for this encoding

```
if !IsFeatureImplemented(FEAT_SME2) then EndOfDecode(Decode_UNDEF);
if sz == '1' && !IsFeatureImplemented(FEAT_SME_I16I64) then EndOfDecode(Decode_UNDEF);
constant integer v = UInt('010':Rv);
constant integer esize = 32 << UInt(sz);
constant integer n = UInt(Zn);
constant integer m = UInt('0':Zm);
constant integer offset = UInt(off3);
constant integer nreg = 4;
```

Assembler Symbols

<T> Is the size specifier, encoded in “sz”:

sz	<T>
0	S
1	D

- <Wv> Is the 32-bit name of the vector select register W8-W11, encoded in the "Rv" field.
- <offs> Is the vector select offset, in the range 0 to 7, encoded in the "off3" field.
- <Zn1> Is the name of the first scalable vector register of the first source multi-vector group, encoded as "Zn".
- <Zn2> Is the name of the second scalable vector register of the first source multi-vector group, encoded as "Zn" plus 1 modulo 32.
- <Zm> Is the name of the second source scalable vector register Z0-Z15, encoded in the "Zm" field.
- <Zn4> Is the name of the fourth scalable vector register of the first source multi-vector group, encoded as "Zn" plus 3 modulo 32.

Operation

```
CheckStreamingSVEAndZAEEnabled();
constant integer VL = CurrentVL;
constant integer elements = VL DIV esize;
constant integer vectors = VL DIV 8;
constant integer vstride = vectors DIV nreg;
constant bits(32) vbase = X[v, 32];
integer vec = (UInt(vbase) + offset) MOD vstride;
bits(VL) result;

for r = 0 to nreg-1
  constant bits(VL) operand1 = Z[(n+r) MOD 32, VL];
  constant bits(VL) operand2 = Z[m, VL];
  for e = 0 to elements-1
    constant bits(esize) element1 = Elem[operand1, e, esize];
    constant bits(esize) element2 = Elem[operand2, e, esize];
    Elem[result, e, esize] = element1 - element2;
  ZAvector[vec, VL] = result;
  vec = vec + vstride;
```

Operational information

- If PSTATE.DIT is 1:
- The execution time of this instruction is independent of:
 - The values of the data supplied in any of its registers.
 - The values of the NZCV flags.
 - The response of this instruction to asynchronous exceptions does not vary based on:
 - The values of the data supplied in any of its registers.
 - The values of the NZCV flags.

SUB (array results, multiple vectors)

Subtract multi-vector from multi-vector with ZA array vector results

This instruction subtracts all corresponding elements of the two or four second source vectors from first source vectors and places the results in the corresponding elements of the ZA single-vector groups.
The single-vector group within each half of or each quarter of the ZA array is selected by the sum of the vector select register and offset, modulo half or quarter the number of ZA array vectors.

The vector group symbol, VGx2 or VGx4, indicates that the ZA operand consists of two or four ZA single-vector groups respectively. The vector group symbol is preferred for disassembly, but optional in assembler source code.

This instruction is unpredicated.

ID_AA64SMFR0_EL1.I16I64 indicates whether the 64-bit integer variant is implemented.

It has encodings from 2 classes: [Two ZA single-vectors](#) and [Four ZA single-vectors](#)

Two ZA single-vectors (FEAT_SME2)

31	30	29	28	27	26	25	24	23	22	21	20	19	18	17	16	15	14	13	12	11	10	9	8	7	6	5	4	3	2	1	0
1	1	0	0	0	0	0	1	1	sz	1		Zm		0	0		Rv		1	1	0		Zn		0	1	1		off3		
																S															

Encoding

SUB ZA.<T>[<Wv>, <offs>{, VGx2}], { <Zn1>.<T>-<Zn2>.<T> }, { <Zm1>.<T>-<Zm2>.<T> }

Decode for this encoding

```
if !IsFeatureImplemented(FEAT_SME2) then EndOfDecode(Decode_UNDEF);
if sz == '1' && !IsFeatureImplemented(FEAT_SME_I16I64) then EndOfDecode(Decode_UNDEF);
constant integer v = UInt('010':Rv);
constant integer esize = 32 << UInt(sz);
constant integer n = UInt(Zn:'0');
constant integer m = UInt(Zm:'0');
constant integer offset = UInt(off3);
constant integer nreg = 2;
```

Four ZA single-vectors (FEAT_SME2)

31	30	29	28	27	26	25	24	23	22	21	20	19	18	17	16	15	14	13	12	11	10	9	8	7	6	5	4	3	2	1	0
1	1	0	0	0	0	0	1	1	sz	1	Zm		0		1	0	Rv		1	1	0	Zn		0		0	1	1	off3		
																S															

Encoding

SUB ZA.<T>[<Wv>, <offs>{, VGx4}], { <Zn1>.<T>-<Zn4>.<T> }, { <Zm1>.<T>-<Zm4>.<T> }

Decode for this encoding

```
if !IsFeatureImplemented(FEAT_SME2) then EndOfDecode(Decode_UNDEF);
if sz == '1' && !IsFeatureImplemented(FEAT_SME_I16I64) then EndOfDecode(Decode_UNDEF);
constant integer v = UInt('010':Rv);
constant integer esize = 32 << UInt(sz);
constant integer n = UInt(Zn:'00');
constant integer m = UInt(Zm:'00');
constant integer offset = UInt(off3);
constant integer nreg = 4;
```

Assembler Symbols

<T> Is the size specifier, encoded in “sz”:

sz	<T>
0	S
1	D

- <Wv> Is the 32-bit name of the vector select register W8-W11, encoded in the "Rv" field.
- <offs> Is the vector select offset, in the range 0 to 7, encoded in the "off3" field.
- <Zn1> For the "Two ZA single-vectors" variant: is the name of the first scalable vector register of the first source multi-vector group, encoded as "Zn" times 2.
- For the "Four ZA single-vectors" variant: is the name of the first scalable vector register of the first source multi-vector group, encoded as "Zn" times 4.
- <Zn2> Is the name of the second scalable vector register of the first source multi-vector group, encoded as "Zn" times 2 plus 1.
- <Zm1> For the "Two ZA single-vectors" variant: is the name of the first scalable vector register of the second source multi-vector group, encoded as "Zm" times 2.
- For the "Four ZA single-vectors" variant: is the name of the first scalable vector register of the second source multi-vector group, encoded as "Zm" times 4.
- <Zm2> Is the name of the second scalable vector register of the second source multi-vector group, encoded as "Zm" times 2 plus 1.
- <Zn4> Is the name of the fourth scalable vector register of the first source multi-vector group, encoded as "Zn" times 4 plus 3.
- <Zm4> Is the name of the fourth scalable vector register of the second source multi-vector group, encoded as "Zm" times 4 plus 3.

Operation

```
CheckStreamingSVEAndZAAEnabled();
constant integer VL = CurrentVL;
constant integer elements = VL DIV esize;
constant integer vectors = VL DIV 8;
constant integer vstride = vectors DIV nreg;
constant bits(32) vbase = X[v, 32];
integer vec = (UInt(vbase) + offset) MOD vstride;
bits(VL) result;

for r = 0 to nreg-1
    constant bits(VL) operand1 = Z[n+r, VL];
    constant bits(VL) operand2 = Z[m+r, VL];
    for e = 0 to elements-1
        constant bits(esize) element1 = Elem[operand1, e, esize];
        constant bits(esize) element2 = Elem[operand2, e, esize];
        Elem[result, e, esize] = element1 - element2;
    ZAvector[vec, VL] = result;
    vec = vec + vstride;
```

Operational information

- If PSTATE.DIT is 1:
- The execution time of this instruction is independent of:
 - The values of the data supplied in any of its registers.
 - The values of the NZCV flags.
 - The response of this instruction to asynchronous exceptions does not vary based on:
 - The values of the data supplied in any of its registers.
 - The values of the NZCV flags.

SUDOT (4-way, multiple and indexed vector)

Multi-vector signed by unsigned integer dot-product by indexed elements

This instruction computes the dot product of four signed 8-bit integer values held in each 32-bit element of the two or four first source vectors and four unsigned 8-bit integer values in the corresponding indexed 32-bit element of the second source vector. The widened dot product result is destructively added to the corresponding 32-bit element of the ZA single-vector groups.

The groups within the second source vector are specified using an immediate element index which selects the same group position within each 128-bit vector segment. The index range is from 0 to 3.

The single-vector group within each half of or each quarter of the ZA array is selected by the sum of the vector select register and offset, modulo half or quarter the number of ZA array vectors.

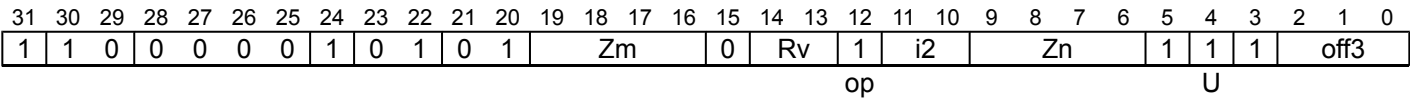
The vector group symbol, VGx2 or VGx4, indicates that the ZA operand consists of two or four ZA single-vector groups respectively. The vector group symbol is preferred for disassembly, but optional in assembler source code.

This instruction is unpredicated.

It has encodings from 2 classes: [Two ZA single-vectors](#) and [Four ZA single-vectors](#)

Two ZA single-vectors

(FEAT_SME2)



Encoding

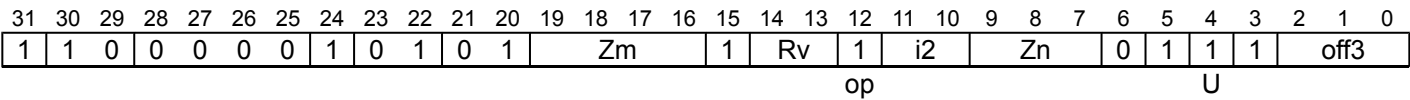
SUDOT ZA.S[<Wv>, <offs>{, VGx2}], { <Zn1>.B-<Zn2>.B }, <Zm>.B[<index>]

Decode for this encoding

```
if !IsFeatureImplemented(FEAT_SME2) then EndOfDecode(Decode_UNDEF);
constant integer v = UInt('010':Rv);
constant integer esize = 32;
constant integer n = UInt(Zn:'0');
constant integer m = UInt('0':Zm);
constant integer offset = UInt(off3);
constant integer index = UInt(i2);
constant integer nreg = 2;
```

Four ZA single-vectors

(FEAT_SME2)



Encoding

SUDOT ZA.S[<Wv>, <offs>{, VGx4}], { <Zn1>.B-<Zn4>.B }, <Zm>.B[<index>]

Decode for this encoding

```
if !IsFeatureImplemented(FEAT_SME2) then EndOfDecode(Decode_UNDEF);
constant integer v = UInt('010':Rv);
constant integer esize = 32;
constant integer n = UInt(Zn:'00');
constant integer m = UInt('0':Zm);
constant integer offset = UInt(off3);
constant integer index = UInt(i2);
constant integer nreg = 4;
```

Assembler Symbols

<Wv>	Is the 32-bit name of the vector select register W8-W11, encoded in the "Rv" field.
<offs>	Is the vector select offset, in the range 0 to 7, encoded in the "off3" field.
<Zn1>	For the "Two ZA single-vectors" variant: is the name of the first scalable vector register of the first source multi-vector group, encoded as "Zn" times 2. For the "Four ZA single-vectors" variant: is the name of the first scalable vector register of the first source multi-vector group, encoded as "Zn" times 4.
<Zn2>	Is the name of the second scalable vector register of the first source multi-vector group, encoded as "Zn" times 2 plus 1.
<Zm>	Is the name of the second source scalable vector register Z0-Z15, encoded in the "Zm" field.
<index>	Is the immediate index of a 32-bit group of four 8-bit values within each 128-bit vector segment, in the range 0 to 3, encoded in the "i2" field.
<Zn4>	Is the name of the fourth scalable vector register of the first source multi-vector group, encoded as "Zn" times 4 plus 3.

Operation

```
CheckStreamingSVEAndZAAEnabled();
constant integer VL = CurrentVL;
constant integer elements = VL DIV esize;
constant integer vectors = VL DIV 8;
constant integer vstride = vectors DIV nreg;
constant integer eltspersegment = 128 DIV esize;
constant bits(32) vbase = X[v, 32];
integer vec = (UInt(vbase) + offset) MOD vstride;
bits(VL) result;

for r = 0 to nreg-1
    constant bits(VL) operand1 = Z[n+r, VL];
    constant bits(VL) operand2 = Z[m, VL];
    constant bits(VL) operand3 = ZAvector[vec, VL];
    for e = 0 to elements-1
        bits(esize) sum = Elem[operand3, e, esize];
        constant integer segmentbase = e - (e MOD eltspersegment);
        constant integer s = segmentbase + index;
        for i = 0 to 3
            constant integer element1 = SInt(Elem[operand1, 4 * e + i, esize DIV 4]);
            constant integer element2 = UInt(Elem[operand2, 4 * s + i, esize DIV 4]);
            sum = sum + element1 * element2;
        Elem[result, e, esize] = sum;
    ZAvector[vec, VL] = result;
    vec = vec + vstride;
```

Operational information

If PSTATE.DIT is 1:

- The execution time of this instruction is independent of:
 - The values of the data supplied in any of its registers.
 - The values of the NZCV flags.
- The response of this instruction to asynchronous exceptions does not vary based on:
 - The values of the data supplied in any of its registers.
 - The values of the NZCV flags.

Internal version only: aarchmrs v2025-03_rel, pseudocode v2025-03_rel ; Build timestamp: 2025-03-21T17:41

Copyright © 2010-2025 Arm Limited or its affiliates. All rights reserved. This document is Non-Confidential.

SUDOT (4-way, multiple and single vector)

Multi-vector signed by unsigned integer dot-product by vector

This instruction computes the dot product of four signed 8-bit integer values held in each 32-bit element of the two or four first source vectors and four unsigned 8-bit integer values in the corresponding 32-bit element of the second source vector. The widened dot product result is destructively added to the corresponding 32-bit element of the ZA single-vector groups.

The single-vector group within each half of or each quarter of the ZA array is selected by the sum of the vector select register and offset, modulo half or quarter the number of ZA array vectors.

The vector group symbol, VGx2 or VGx4, indicates that the ZA operand consists of two or four ZA single-vector groups respectively. The vector group symbol is preferred for disassembly, but optional in assembler source code.

This instruction is unpredicated.

It has encodings from 2 classes: [Two ZA single-vectors](#) and [Four ZA single-vectors](#)

Two ZA single-vectors

(FEAT_SME2)

31	30	29	28	27	26	25	24	23	22	21	20	19	18	17	16	15	14	13	12	11	10	9	8	7	6	5	4	3	2	1	0
1	1	0	0	0	0	0	1	0	0	1	0	Zm			0	Rv		1	0	1	Zn			1	1	off3					
																												U			

Encoding

SUDOT ZA.S[<Wv>, <offs>{, VGx2}], { <Zn1>.B-<Zn2>.B }, <Zm>.B

Decode for this encoding

```
if !IsFeatureImplemented(FEAT_SME2) then EndOfDecode(Decode_UNDEF);
constant integer v = UInt('010':Rv);
constant integer esize = 32;
constant integer n = UInt(Zn);
constant integer m = UInt('0':Zm);
constant integer offset = UInt(off3);
constant integer nreg = 2;
```

Four ZA single-vectors

(FEAT_SME2)

31	30	29	28	27	26	25	24	23	22	21	20	19	18	17	16	15	14	13	12	11	10	9	8	7	6	5	4	3	2	1	0
1	1	0	0	0	0	0	1	0	0	1	1	Zm			0	Rv		1	0	1	Zn			1	1	off3					
																												U			

Encoding

SUDOT ZA.S[<Wv>, <offs>{, VGx4}], { <Zn1>.B-<Zn4>.B }, <Zm>.B

Decode for this encoding

```
if !IsFeatureImplemented(FEAT_SME2) then EndOfDecode(Decode_UNDEF);
constant integer v = UInt('010':Rv);
constant integer esize = 32;
constant integer n = UInt(Zn);
constant integer m = UInt('0':Zm);
constant integer offset = UInt(off3);
constant integer nreg = 4;
```

Assembler Symbols

<Wv> Is the 32-bit name of the vector select register W8-W11, encoded in the "Rv" field.

<offs>	Is the vector select offset, in the range 0 to 7, encoded in the "off3" field.
<Zn1>	Is the name of the first scalable vector register of the first source multi-vector group, encoded as "Zn".
<Zn2>	Is the name of the second scalable vector register of the first source multi-vector group, encoded as "Zn" plus 1 modulo 32.
<Zm>	Is the name of the second source scalable vector register Z0-Z15, encoded in the "Zm" field.
<Zn4>	Is the name of the fourth scalable vector register of the first source multi-vector group, encoded as "Zn" plus 3 modulo 32.

Operation

```

CheckStreamingSVEAndZAEEnabled();
constant integer VL = CurrentVL;
constant integer elements = VL DIV esize;
constant integer vectors = VL DIV 8;
constant integer vstride = vectors DIV nreg;
constant bits(32) vbase = X[v, 32];
integer vec = (UInt(vbase) + offset) MOD vstride;
bits(VL) result;

for r = 0 to nreg-1
    constant bits(VL) operand1 = Z[(n+r) MOD 32, VL];
    constant bits(VL) operand2 = Z[m, VL];
    constant bits(VL) operand3 = ZAvector[vec, VL];
    for e = 0 to elements-1
        bits(esize) sum = Elem[operand3, e, esize];
        for i = 0 to 3
            constant integer element1 = SInt(Elem[operand1, 4 * e + i, esize DIV 4]);
            constant integer element2 = UInt(Elem[operand2, 4 * e + i, esize DIV 4]);
            sum = sum + element1 * element2;
        Elem[result, e, esize] = sum;
    ZAvector[vec, VL] = result;
    vec = vec + vstride;

```

Operational information

If PSTATE.DIT is 1:

- The execution time of this instruction is independent of:
 - The values of the data supplied in any of its registers.
 - The values of the NZCV flags.
- The response of this instruction to asynchronous exceptions does not vary based on:
 - The values of the data supplied in any of its registers.
 - The values of the NZCV flags.

Internal version only: aarchmrs v2025-03_rel, pseudocode v2025-03_rel ; Build timestamp: 2025-03-21T17:41

Copyright © 2010-2025 Arm Limited or its affiliates. All rights reserved. This document is Non-Confidential.

SUMLALL (multiple and indexed vector)

Multi-vector signed by unsigned integer multiply-add long-long by indexed element

This instruction multiplies each signed 8-bit element in the one, two, or four first source vectors with each unsigned 8-bit indexed element of the second source vector, widens each product to 32 bits, and destructively adds these values to the corresponding 32-bit elements of the ZA quad-vector groups.

The elements within the second source vector are specified using an immediate element index which selects the same element position within each 128-bit vector segment. The element index range is from 0 to one less than the number of elements per 128-bit segment.

The quad-vector group within all of, each half of, or each quarter of the ZA array is selected by the sum of the vector select register and offset range, modulo all, half, or quarter the number of ZA array vectors.

The vector group symbol, VGx2 or VGx4, indicates that the ZA operand consists of two or four ZA quad-vector groups respectively. The vector group symbol is preferred for disassembly, but optional in assembler source code.

This instruction is unpredicated.

It has encodings from 3 classes: [One ZA quad-vector](#) , [Two ZA quad-vectors](#) and [Four ZA quad-vectors](#)

One ZA quad-vector (FEAT_SME2)

31	30	29	28	27	26	25	24	23	22	21	20	19	18	17	16	15	14	13	12	11	10	9	8	7	6	5	4	3	2	1	0
1	1	0	0	0	0	0	1	0	0	0	0	Zm			i4h	Rv	i4l			Zn			1			0	1	off2			
U S op																															

Encoding

SUMLALL ZA.S[<Wv>, <offs1>:<offs4>], <Zn>.B, <Zm>.B[<index>]

Decode for this encoding

```
if !IsFeatureImplemented(FEAT_SME2) then EndOfDecode(Decode_UNDEF);
constant integer esize = 32;
constant integer v = UInt('010':Rv);
constant integer n = UInt(Zn);
constant integer m = UInt('0':Zm);
constant integer offset = UInt(off2:'00');
constant integer index = UInt(i4h:i4l);
constant integer nreg = 1;
```

Two ZA quad-vectors (FEAT_SME2)

31	30	29	28	27	26	25	24	23	22	21	20	19	18	17	16	15	14	13	12	11	10	9	8	7	6	5	4	3	2	1	0
1	1	0	0	0	0	0	1	0	0	0	1	Zm			0	Rv	0	i4h	Zn			1	1	0	i4l	o1	op			U	S

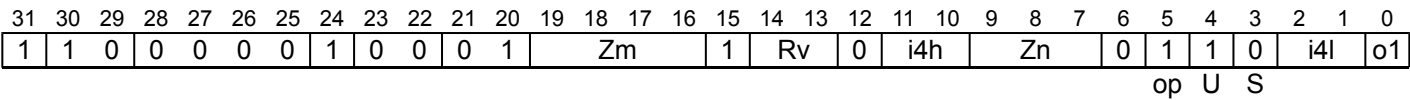
Encoding

SUMLALL ZA.S[<Wv>, <offs1>:<offs4>{, VGx2}], { <Zn1>.B-<Zn2>.B }, <Zm>.B[<index>]

Decode for this encoding

```
if !IsFeatureImplemented(FEAT_SME2) then EndOfDecode(Decode_UNDEF);
constant integer esize = 32;
constant integer v = UInt('010':Rv);
constant integer n = UInt(Zn:'0');
constant integer m = UInt('0':Zm);
constant integer offset = UInt(o1:'00');
constant integer index = UInt(i4h:i4l);
constant integer nreg = 2;
```

Four ZA quad-vectors
(FEAT_SME2)



Encoding

```
SUMLALL ZA.S[<Wv>, <offs1>:<offs4>{, VGx4}], { <Zn1>.B-<Zn4>.B }, <Zm>.B[<index>]
```

Decode for this encoding

```
if !IsFeatureImplemented(FEAT_SME2) then EndOfDecode(Decode_UNDEF);
constant integer esize = 32;
constant integer v = UInt('010':Rv);
constant integer n = UInt(Zn:'00');
constant integer m = UInt('0':Zm);
constant integer offset = UInt(o1:'00');
constant integer index = UInt(i4h:i4l);
constant integer nreg = 4;
```

Assembler Symbols

- <Wv> Is the 32-bit name of the vector select register W8-W11, encoded in the "Rv" field.
- <offs1> For the "One ZA quad-vector" variant: is the first vector select offset, encoded as "off2" field times 4.
For the "Four ZA quad-vectors" and "Two ZA quad-vectors" variants: is the first vector select offset, encoded as "o1" field times 4.
- <offs4> For the "One ZA quad-vector" variant: is the fourth vector select offset, encoded as "off2" field times 4 plus 3.
For the "Four ZA quad-vectors" and "Two ZA quad-vectors" variants: is the fourth vector select offset, encoded as "o1" field times 4 plus 3.
- <Zn> Is the name of the first source scalable vector register, encoded in the "Zn" field.
- <Zm> Is the name of the second source scalable vector register Z0-Z15, encoded in the "Zm" field.
- <index> Is the element index, in the range 0 to 15, encoded in the "i4h:i4l" fields.
- <Zn1> For the "Two ZA quad-vectors" variant: is the name of the first scalable vector register of the first source multi-vector group, encoded as "Zn" times 2.
For the "Four ZA quad-vectors" variant: is the name of the first scalable vector register of the first source multi-vector group, encoded as "Zn" times 4.
- <Zn2> Is the name of the second scalable vector register of the first source multi-vector group, encoded as "Zn" times 2 plus 1.
- <Zn4> Is the name of the fourth scalable vector register of the first source multi-vector group, encoded as "Zn" times 4 plus 3.

Operation

```
CheckStreamingSVEAndZAAEnabled();
constant integer VL = CurrentVL;
constant integer elements = VL DIV esize;
constant integer vectors = VL DIV 8;
constant integer vstride = vectors DIV nreg;
constant integer eltspersegment = 128 DIV esize;
constant bits(32) vbase = X[v, 32];
integer vec = (UInt(vbase) + offset) MOD vstride;
bits(VL) result;
vec = vec - (vec MOD 4);

for r = 0 to nreg-1
    constant bits(VL) operand1 = Z[n+r, VL];
    constant bits(VL) operand2 = Z[m, VL];
    for i = 0 to 3
        constant bits(VL) operand3 = ZAvector[vec + i, VL];
        for e = 0 to elements-1
            constant integer segmentbase = e - (e MOD eltspersegment);
            constant integer s = 4 * segmentbase + index;
            constant integer element1 = SInt(Elem[operand1, 4 * e + i, esize DIV 4]);
            constant integer element2 = UInt(Elem[operand2, s, esize DIV 4]);
            constant bits(esize) product = (element1 * element2) < esize-1:0 >;
            Elem[result, e, esize] = Elem[operand3, e, esize] + product;
        ZAvector[vec + i, VL] = result;
    vec = vec + vstride;
```

Operational information

If PSTATE.DIT is 1:

- The execution time of this instruction is independent of:
 - The values of the data supplied in any of its registers.
 - The values of the NZCV flags.
- The response of this instruction to asynchronous exceptions does not vary based on:
 - The values of the data supplied in any of its registers.
 - The values of the NZCV flags.

Internal version only: aarchmrs v2025-03_rel, pseudocode v2025-03_rel ; Build timestamp: 2025-03-21T17:41

Copyright © 2010-2025 Arm Limited or its affiliates. All rights reserved. This document is Non-Confidential.

SUMLALL (multiple and single vector)

Multi-vector signed by unsigned integer multiply-add long-long by vector

This instruction multiplies each signed 8-bit element in the two or four first source vectors with each unsigned 8-bit element in the second source vector, widens each product to 32 bits, and destructively adds these values to the corresponding 32-bit elements of the ZA quad-vector groups. The quad-vector group within each half of or each quarter of the ZA array is selected by the sum of the vector select register and offset range, modulo half or quarter the number of ZA array vectors.

The vector group symbol, VGx2 or VGx4, indicates that the ZA operand consists of two or four ZA quad-vector groups respectively. The vector group symbol is preferred for disassembly, but optional in assembler source code.

This instruction is unpredicated.

It has encodings from 2 classes: [Two ZA quad-vectors](#) and [Four ZA quad-vectors](#)

Two ZA quad-vectors (FEAT_SME2)

31	30	29	28	27	26	25	24	23	22	21	20	19	18	17	16	15	14	13	12	11	10	9	8	7	6	5	4	3	2	1	0
1	1	0	0	0	0	0	1	0	0	1	0	Zm			0	Rv		0	0	0	Zn			1	0	1	0	0	1		
sz												U S op																			

Encoding

SUMLALL ZA.S[<Wv>, <offs1>:<offs4>{, VGx2}], { <Zn1>.B-<Zn2>.B }, <Zm>.B

Decode for this encoding

```
if !IsFeatureImplemented(FEAT_SME2) then EndOfDecode(Decode_UNDEF);
constant integer esize = 32;
constant integer v = UInt('010':Rv);
constant integer n = UInt(Zn);
constant integer m = UInt('0':Zm);
constant integer offset = UInt(o1:'00');
constant integer nreg = 2;
```

Four ZA quad-vectors (FEAT_SME2)

31	30	29	28	27	26	25	24	23	22	21	20	19	18	17	16	15	14	13	12	11	10	9	8	7	6	5	4	3	2	1	0
1	1	0	0	0	0	0	1	0	0	1	1	Zm			0	Rv		0	0	0	Zn			1	0	1	0	0	1		
SZ												U S op																			

Encoding

SUMLALL ZA.S[<Wv>, <offs1>:<offs4>{, VGx4}], { <Zn1>.B-<Zn4>.B }, <Zm>.B

Decode for this encoding

```
if !IsFeatureImplemented(FEAT_SME2) then EndOfDecode(Decode_UNDEF);
constant integer esize = 32;
constant integer v = UInt('010':Rv);
constant integer n = UInt(Zn);
constant integer m = UInt('0':Zm);
constant integer offset = UInt(o1:'00');
constant integer nreg = 4;
```

Assembler Symbols

- <Wv> Is the 32-bit name of the vector select register W8-W11, encoded in the "Rv" field.
- <offs1> Is the first vector select offset, encoded as "o1" field times 4.

<offs4>	Is the fourth vector select offset, encoded as "o1" field times 4 plus 3.
<Zn1>	Is the name of the first scalable vector register of the first source multi-vector group, encoded as "Zn".
<Zn2>	Is the name of the second scalable vector register of the first source multi-vector group, encoded as "Zn" plus 1 modulo 32.
<Zm>	Is the name of the second source scalable vector register Z0-Z15, encoded in the "Zm" field.
<Zn4>	Is the name of the fourth scalable vector register of the first source multi-vector group, encoded as "Zn" plus 3 modulo 32.

Operation

```

CheckStreamingSVEAndZAAEnabled();
constant integer VL = CurrentVL;
constant integer elements = VL DIV esize;
constant integer vectors = VL DIV 8;
constant integer vstride = vectors DIV nreg;
constant bits(32) vbase = X[v, 32];
integer vec = (UInt(vbase) + offset) MOD vstride;
bits(VL) result;
vec = vec - (vec MOD 4);

for r = 0 to nreg-1
    constant bits(VL) operand1 = Z[(n+r) MOD 32, VL];
    constant bits(VL) operand2 = Z[m, VL];
    for i = 0 to 3
        constant bits(VL) operand3 = ZAvector[vec + i, VL];
        for e = 0 to elements-1
            constant integer element1 = SInt(Elem[operand1, 4 * e + i, esize DIV 4]);
            constant integer element2 = UInt(Elem[operand2, 4 * e + i, esize DIV 4]);
            constant bits(esize) product = (element1 * element2)<esize-1:0>;
            Elem[result, e, esize] = Elem[operand3, e, esize] + product;
        ZAvector[vec + i, VL] = result;
    vec = vec + vstride;

```

Operational information

If PSTATE.DIT is 1:

- The execution time of this instruction is independent of:
 - The values of the data supplied in any of its registers.
 - The values of the NZCV flags.
- The response of this instruction to asynchronous exceptions does not vary based on:
 - The values of the data supplied in any of its registers.
 - The values of the NZCV flags.

Internal version only: aarchmrs v2025-03_rel, pseudocode v2025-03_rel ; Build timestamp: 2025-03-21T17:41

Copyright © 2010-2025 Arm Limited or its affiliates. All rights reserved. This document is Non-Confidential.

SUMOP4A

Signed by unsigned integer quarter-tile sums of four outer products, accumulating

This instruction generates four independent quarter-tile signed by unsigned integer sums of outer products from the sub-matrices in the half-vectors of the one or two first and second source vectors and accumulates the results to the corresponding elements of a 32-bit or 64-bit element ZA tile.

In case of the 8-bit integer variant, each of the quarter-tile sums of outer products is generated by multiplying the $SVL_S \div 2 \times 4$ sub-matrix of 8-bit signed values held in the half-vectors of the first source vectors by the $4 \times SVL_D \div 2$ sub-matrix of 8-bit unsigned values held in the half-vectors of the second source vectors. Each 32-bit container of the half-vectors in the first source vectors holds 4 elements of each row of a $SVL_S \div 2 \times 4$ sub-matrix. Similarly, each 32-bit container of the half-vectors in the second source vector holds 4 elements of each column of a $4 \times SVL_D \div 2$ sub-matrix.

In case of the 16-bit integer variant, each of the quarter-tile sums of outer products is generated by multiplying the $SVL_D \div 2 \times 4$ sub-matrix of 16-bit signed values held in the half-vectors of the first source vectors by the $4 \times SVL_D \div 2$ sub-matrix of 16-bit unsigned values held in the half-vectors of the second source vectors. Each 64-bit container of the half-vectors in the first source vectors holds 4 elements of each row of a $SVL_D \div 2 \times 4$ sub-matrix. Similarly, each 64-bit container of the half-vectors in the second source vector holds 4 elements of each column of a $4 \times SVL_D \div 2$ sub-matrix.

The resulting quarter-tile $SVL_S \div 2 \times SVL_S \div 2$ widened 32-bit integer sums of outer products in case of the 8-bit integer variant or $SVL_D \div 2 \times SVL_D \div 2$ widened 64-bit integer sums of outer products in case of the 16-bit integer variant are then destructively added to the 32-bit or 64-bit integer destination tile respectively.

This is equivalent to performing a 4-way dot product and accumulate to each of the destination tile elements.

This instruction is unpredicated.

It has encodings from 8 classes: [32-bit, single and multiple vectors](#) , [32-bit, single vectors](#) , [32-bit, multiple and single vectors](#) , [32-bit, multiple vectors](#) , [64-bit, single and multiple vectors](#) , [64-bit, single vectors](#) , [64-bit, multiple and single vectors](#) and [64-bit, multiple vectors](#)

32-bit, single and multiple vectors (FEAT_SME_MOP4)

31	30	29	28	27	26	25	24	23	22	21	20	19	18	17	16	15	14	13	12	11	10	9	8	7	6	5	4	3	2	1	0
1	0	0	0	0	0	0	0	0	0	1	1		Zm		0	1	0	0	0	0	0	0	0		Zn		0	0	0	0	ZAda
u0								u1 M				N								S											

Encoding

SUMOP4A <ZAda>.S, <Zn>.B, { <Zm1>.B-<Zm2>.B }

Decode for this encoding

```
if !IsFeatureImplemented(FEAT_SME_MOP4) then EndOfDecode(Decode_UNDEF);
constant integer esize = 32;
constant integer n = UInt('0':Zn:'0');
constant integer m = UInt('1':Zm:'0');
constant integer nreg = 1;
constant integer mreg = 2;
constant integer da = UInt(ZAda);
constant boolean sub_op = FALSE;
constant boolean op1_unsigned = FALSE;
constant boolean op2_unsigned = TRUE;
```

32-bit, single vectors (FEAT_SME_MOP4)

31	30	29	28	27	26	25	24	23	22	21	20	19	18	17	16	15	14	13	12	11	10	9	8	7	6	5	4	3	2	1	0
1	0	0	0	0	0	0	0	0	0	1	0		Zm		0	1	0	0	0	0	0	0	0		Zn		0	0	0	0	ZAda
u0								u1 M				N								S											

Encoding

SUMOP4A <ZAda>.S, <Zn>.B, <Zm>.B

Decode for this encoding

```
if !IsFeatureImplemented(FEAT_SME_MOP4) then EndOfDecode(Decode_UNDEF);
constant integer esize = 32;
constant integer n = UInt('0':Zn:'0');
constant integer m = UInt('1':Zm:'0');
constant integer nreg = 1;
constant integer mreg = 1;
constant integer da = UInt(ZAda);
constant boolean sub_op = FALSE;
constant boolean op1_unsigned = FALSE;
constant boolean op2_unsigned = TRUE;
```

32-bit, multiple and single vectors
(FEAT_SME_MOP4)

31	30	29	28	27	26	25	24	23	22	21	20	19	18	17	16	15	14	13	12	11	10	9	8	7	6	5	4	3	2	1	0
1	0	0	0	0	0	0	0	0	0	1	0	Zm		0	1	0	0	0	0	0	0	1	Zn		0	0	0	0	ZAda		
u0								u1				M		N								S									

Encoding

SUMOP4A <ZAda>.S, { <Zn1>.B-<Zn2>.B }, <Zm>.B

Decode for this encoding

```
if !IsFeatureImplemented(FEAT_SME_MOP4) then EndOfDecode(Decode_UNDEF);
constant integer esize = 32;
constant integer n = UInt('0':Zn:'0');
constant integer m = UInt('1':Zm:'0');
constant integer nreg = 2;
constant integer mreg = 1;
constant integer da = UInt(ZAda);
constant boolean sub_op = FALSE;
constant boolean op1_unsigned = FALSE;
constant boolean op2_unsigned = TRUE;
```

32-bit, multiple vectors
(FEAT_SME_MOP4)

31	30	29	28	27	26	25	24	23	22	21	20	19	18	17	16	15	14	13	12	11	10	9	8	7	6	5	4	3	2	1	0
1	0	0	0	0	0	0	0	0	0	1	1	Zm		0	1	0	0	0	0	0	0	1	Zn		0	0	0	0	ZAda		
u0								u1				M								N								S			

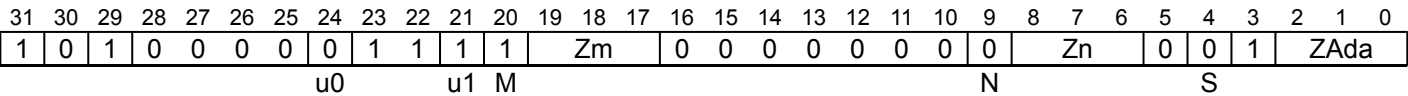
Encoding

SUMOP4A <ZAda>.S, { <Zn1>.B-<Zn2>.B }, { <Zm1>.B-<Zm2>.B }

Decode for this encoding

```
if !IsFeatureImplemented(FEAT_SME_MOP4) then EndOfDecode(Decode_UNDEF);
constant integer esize = 32;
constant integer n = UInt('0':Zn:'0');
constant integer m = UInt('1':Zm:'0');
constant integer nreg = 2;
constant integer mreg = 2;
constant integer da = UInt(ZAda);
constant boolean sub_op = FALSE;
constant boolean op1_unsigned = FALSE;
constant boolean op2_unsigned = TRUE;
```

64-bit, single and multiple vectors
(FEAT_SME_MOP4 && FEAT_SME_I16I64)



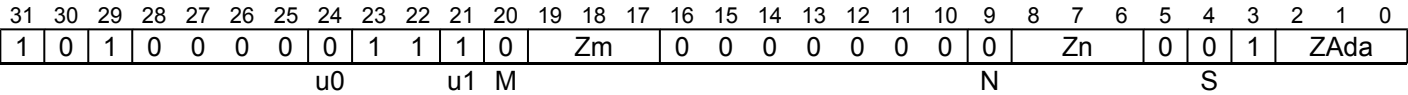
Encoding

SUMOP4A <ZAda>.D, <Zn>.H, { <Zm1>.H-<Zm2>.H }

Decode for this encoding

```
if !IsFeatureImplemented(FEAT_SME_MOP4) || !IsFeatureImplemented(FEAT_SME_I16I64) then
  EndOfDecode(Decode_UNDEF);
constant integer esize = 64;
constant integer n = UInt('0':Zn:'0');
constant integer m = UInt('1':Zm:'0');
constant integer nreg = 1;
constant integer mreg = 2;
constant integer da = UInt(ZAda);
constant boolean sub_op = FALSE;
constant boolean op1_unsigned = FALSE;
constant boolean op2_unsigned = TRUE;
```

64-bit, single vectors
(FEAT_SME_MOP4 && FEAT_SME_I16I64)



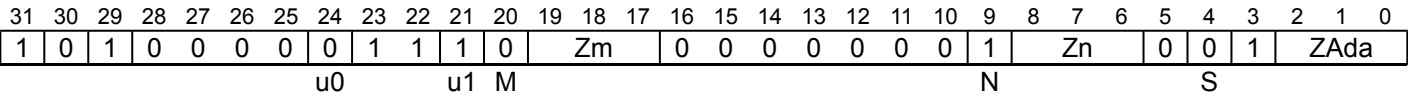
Encoding

SUMOP4A <ZAda>.D, <Zn>.H, <Zm>.H

Decode for this encoding

```
if !IsFeatureImplemented(FEAT_SME_MOP4) || !IsFeatureImplemented(FEAT_SME_I16I64) then
  EndOfDecode(Decode_UNDEF);
constant integer esize = 64;
constant integer n = UInt('0':Zn:'0');
constant integer m = UInt('1':Zm:'0');
constant integer nreg = 1;
constant integer mreg = 1;
constant integer da = UInt(ZAda);
constant boolean sub_op = FALSE;
constant boolean op1_unsigned = FALSE;
constant boolean op2_unsigned = TRUE;
```

64-bit, multiple and single vectors
(FEAT_SME_MOP4 && FEAT_SME_I16I64)



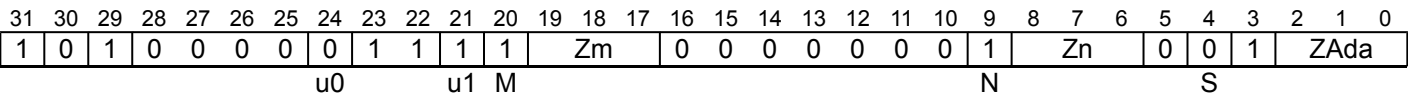
Encoding

SUMOP4A <ZAda>.D, { <Zn1>.H-<Zn2>.H }, <Zm>.H

Decode for this encoding

```
if !IsFeatureImplemented(FEAT_SME_MOP4) || !IsFeatureImplemented(FEAT_SME_I16I64) then
  EndOfDecode(Decode_UNDEF);
constant integer esize = 64;
constant integer n = UInt('0':Zn:'0');
constant integer m = UInt('1':Zm:'0');
constant integer nreg = 2;
constant integer mreg = 1;
constant integer da = UInt(ZAda);
constant boolean sub_op = FALSE;
constant boolean op1_unsigned = FALSE;
constant boolean op2_unsigned = TRUE;
```

64-bit, multiple vectors
(FEAT_SME_MOP4 && FEAT_SME_I16I64)



Encoding

```
SUMOP4A <ZAda>.D, { <Zn1>.H-<Zn2>.H }, { <Zm1>.H-<Zm2>.H }
```

Decode for this encoding

```
if !IsFeatureImplemented(FEAT_SME_MOP4) || !IsFeatureImplemented(FEAT_SME_I16I64) then
    EndOfDecode(Decode_UNDEF);
constant integer esize = 64;
constant integer n = UInt('0':Zn:'0');
constant integer m = UInt('1':Zm:'0');
constant integer nreg = 2;
constant integer mreg = 2;
constant integer da = UInt(ZAda);
constant boolean sub_op = FALSE;
constant boolean op1_unsigned = FALSE;
constant boolean op2_unsigned = TRUE;
```

Assembler Symbols

<ZAda>	For the "32-bit, multiple and single vectors", "32-bit, multiple vectors", "32-bit, single and multiple vectors", and "32-bit, single vectors" variants: is the name of the ZA tile ZA0-ZA3, encoded in the "ZAda" field. For the "64-bit, multiple and single vectors", "64-bit, multiple vectors", "64-bit, single and multiple vectors", and "64-bit, single vectors" variants: is the name of the ZA tile ZA0-ZA7, encoded in the "ZAda" field.
<Zn>	Is the name of the first source scalable vector register, registers in the range Z0-Z15, encoded as "Zn" times 2.
<Zm1>	Is the name of the first scalable vector register of the second source multi-vector group, in the range Z16-Z31, encoded as "Zm" times 2 plus 16.
<Zm2>	Is the name of the second scalable vector register of the second source multi-vector group, in the range Z16-Z31, encoded as "Zm" times 2 plus 17.
<Zm>	Is the name of the second source scalable vector register, registers in the range Z16-Z31, encoded as "Zm" times 2 plus 16.
<Zn1>	Is the name of the first scalable vector register of the first source multi-vector group, in the range Z0-Z15, encoded as "Zn" times 2.
<Zn2>	Is the name of the second scalable vector register of the first source multi-vector group, in the range Z0-Z15, encoded as "Zn" times 2 plus 1.

Operation

```
CheckStreamingSVEAndZAAEnabled();
constant integer VL = CurrentVL;
constant integer hvsize = VL DIV 2;
constant integer dim = hvsize DIV esize;
constant integer tileSize = 4*dim*dim*esize;
constant bits(tileSize) op3 = ZAtile[da, esize, tileSize];
bits(tileSize) result;
integer prod;

for outprod = 0 to 3
    constant integer row_hv = outprod DIV 2;
    constant integer col_hv = outprod MOD 2;
    constant integer row_base = row_hv * dim;
    constant integer col_base = col_hv * dim;

    constant bits(VL) op1 = Z[n + (nreg-1)*col_hv, VL];
    constant bits(VL) op2 = Z[m + (mreg-1)*row_hv, VL];

    for row = 0 to dim-1
        for col = 0 to dim-1
            constant integer row_idx = row_base + row;
            constant integer col_idx = col_base + col;
            constant integer tile_idx = row_idx * dim * 2 + col_idx;

            bits(esize) sum = Elem[op3, tile_idx, esize];

            for k = 0 to 3
                prod = (Int(Elem[op1, 4*row_idx + k, esize DIV 4], op1_unsigned) *
                    Int(Elem[op2, 4*col_idx + k, esize DIV 4], op2_unsigned));
                if sub_op then prod = -prod;
                sum = sum + prod;
            Elem[result, tile_idx, esize] = sum;
    ZAtile[da, esize, tileSize] = result;
```

Operational information

If PSTATE.DIT is 1:

- The execution time of this instruction is independent of:
 - The values of the data supplied in any of its registers.
 - The values of the NZCV flags.
- The response of this instruction to asynchronous exceptions does not vary based on:
 - The values of the data supplied in any of its registers.
 - The values of the NZCV flags.

Internal version only: aarchmrs v2025-03_rel, pseudocode v2025-03_rel ; Build timestamp: 2025-03-21T17:41

Copyright © 2010-2025 Arm Limited or its affiliates. All rights reserved. This document is Non-Confidential.

SUMOP4S

Signed by unsigned integer quarter-tile sums of four outer products, subtracting

This instruction generates four independent quarter-tile signed by unsigned integer sums of outer products from the sub-matrices in the half-vectors of the one or two first and second source vectors and subtracts the results from the corresponding elements of a 32-bit or 64-bit element ZA tile.

In case of the 8-bit integer variant, each of the quarter-tile sums of outer products is generated by multiplying the $SVL_S \div 2 \times 4$ sub-matrix of 8-bit signed values held in the half-vectors of the first source vectors by the $4 \times SVL_S \div 2$ sub-matrix of 8-bit unsigned values held in the half-vectors of the second source vectors. Each 32-bit container of the half-vectors in the first source vectors holds 4 elements of each row of a $SVL_S \div 2 \times 4$ sub-matrix. Similarly, each 32-bit container of the half-vectors in the second source vector holds 4 elements of each column of a $4 \times SVL_S \div 2$ sub-matrix.

In case of the 16-bit integer variant, each of the quarter-tile sums of outer products is generated by multiplying the $SVL_D \div 2 \times 4$ sub-matrix of 16-bit signed values held in the half-vectors of the first source vectors by the $4 \times SVL_D \div 2$ sub-matrix of 16-bit unsigned values held in the half-vectors of the second source vectors. Each 64-bit container of the half-vectors in the first source vectors holds 4 elements of each row of a $SVL_D \div 2 \times 4$ sub-matrix. Similarly, each 64-bit container of the half-vectors in the second source vector holds 4 elements of each column of a $4 \times SVL_D \div 2$ sub-matrix.

The resulting quarter-tile $SVL_S \div 2 \times SVL_S \div 2$ widened 32-bit integer sums of outer products in case of the 8-bit integer variant or $SVL_D \div 2 \times SVL_D \div 2$ widened 64-bit integer sums of outer products in case of the 16-bit integer variant are then destructively subtracted from the 32-bit or 64-bit integer destination tile respectively.

This is equivalent to performing a 4-way dot product and subtract from each of the destination tile elements.

This instruction is unpredicated.

It has encodings from 8 classes: [32-bit, single and multiple vectors](#) , [32-bit, single vectors](#) , [32-bit, multiple and single vectors](#) , [32-bit, multiple vectors](#) , [64-bit, single and multiple vectors](#) , [64-bit, single vectors](#) , [64-bit, multiple and single vectors](#) and [64-bit, multiple vectors](#)

32-bit, single and multiple vectors (FEAT_SME_MOP4)

31	30	29	28	27	26	25	24	23	22	21	20	19	18	17	16	15	14	13	12	11	10	9	8	7	6	5	4	3	2	1	0
1	0	0	0	0	0	0	0	0	0	1	1		Zm		0	1	0	0	0	0	0	0	0		Zn		0	1	0	0	ZAda
u0								u1				M				N								S							

Encoding

SUMOP4S <ZAda>.S, <Zn>.B, { <Zm1>.B-<Zm2>.B }

Decode for this encoding

```
if !IsFeatureImplemented(FEAT_SME_MOP4) then EndOfDecode(Decode_UNDEF);
constant integer esize = 32;
constant integer n = UInt('0':Zn:'0');
constant integer m = UInt('1':Zm:'0');
constant integer nreg = 1;
constant integer mreg = 2;
constant integer da = UInt(ZAda);
constant boolean sub_op = TRUE;
constant boolean op1_unsigned = FALSE;
constant boolean op2_unsigned = TRUE;
```

32-bit, single vectors (FEAT_SME_MOP4)

31	30	29	28	27	26	25	24	23	22	21	20	19	18	17	16	15	14	13	12	11	10	9	8	7	6	5	4	3	2	1	0
1	0	0	0	0	0	0	0	0	0	1	0		Zm		0	1	0	0	0	0	0	0	0		Zn		0	1	0	0	ZAda
u0								u1				M				N								S							

Encoding

SUMOP4S <ZAda>.S, <Zn>.B, <Zm>.B

Decode for this encoding

```
if !IsFeatureImplemented(FEAT_SME_MOP4) then EndOfDecode(Decode_UNDEF);
constant integer esize = 32;
constant integer n = UInt('0':Zn:'0');
constant integer m = UInt('1':Zm:'0');
constant integer nreg = 1;
constant integer mreg = 1;
constant integer da = UInt(ZAda);
constant boolean sub_op = TRUE;
constant boolean op1_unsigned = FALSE;
constant boolean op2_unsigned = TRUE;
```

32-bit, multiple and single vectors
(FEAT_SME_MOP4)

31	30	29	28	27	26	25	24	23	22	21	20	19	18	17	16	15	14	13	12	11	10	9	8	7	6	5	4	3	2	1	0
1	0	0	0	0	0	0	0	0	0	1	0	Zm			0	1	0	0	0	0	0	1	Zn			0	1	0	0	ZAda	
u0								u1				M		N								S									

Encoding

SUMOP4S <ZAda>.S, { <Zn1>.B-<Zn2>.B }, <Zm>.B

Decode for this encoding

```
if !IsFeatureImplemented(FEAT_SME_MOP4) then EndOfDecode(Decode_UNDEF);
constant integer esize = 32;
constant integer n = UInt('0':Zn:'0');
constant integer m = UInt('1':Zm:'0');
constant integer nreg = 2;
constant integer mreg = 1;
constant integer da = UInt(ZAda);
constant boolean sub_op = TRUE;
constant boolean op1_unsigned = FALSE;
constant boolean op2_unsigned = TRUE;
```

32-bit, multiple vectors
(FEAT_SME_MOP4)

31	30	29	28	27	26	25	24	23	22	21	20	19	18	17	16	15	14	13	12	11	10	9	8	7	6	5	4	3	2	1	0
1	0	0	0	0	0	0	0	0	0	1	1	Zm			0	1	0	0	0	0	0	1	Zn			0	1	0	0	ZAda	
u0								u1				M		N								S									

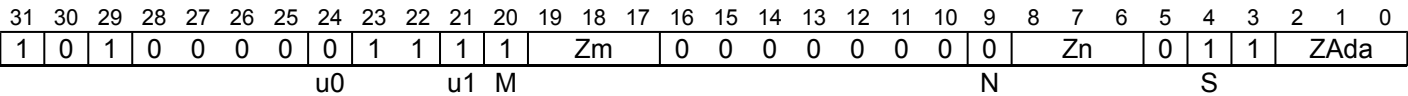
Encoding

SUMOP4S <ZAda>.S, { <Zn1>.B-<Zn2>.B }, { <Zm1>.B-<Zm2>.B }

Decode for this encoding

```
if !IsFeatureImplemented(FEAT_SME_MOP4) then EndOfDecode(Decode_UNDEF);
constant integer esize = 32;
constant integer n = UInt('0':Zn:'0');
constant integer m = UInt('1':Zm:'0');
constant integer nreg = 2;
constant integer mreg = 2;
constant integer da = UInt(ZAda);
constant boolean sub_op = TRUE;
constant boolean op1_unsigned = FALSE;
constant boolean op2_unsigned = TRUE;
```

64-bit, single and multiple vectors
(FEAT_SME_MOP4 && FEAT_SME_I16I64)



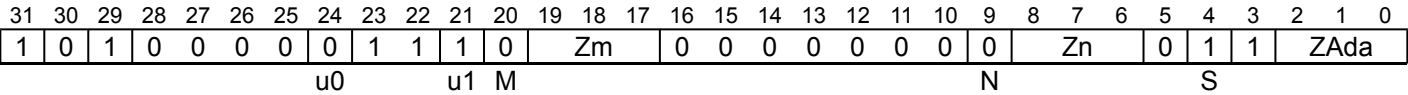
Encoding

SUMOP4S <ZAda>.D, <Zn>.H, { <Zm1>.H-<Zm2>.H }

Decode for this encoding

```
if !IsFeatureImplemented(FEAT_SME_MOP4) || !IsFeatureImplemented(FEAT_SME_I16I64) then
  EndOfDecode(Decode_UNDEF);
constant integer esize = 64;
constant integer n = UInt('0':Zn:'0');
constant integer m = UInt('1':Zm:'0');
constant integer nreg = 1;
constant integer mreg = 2;
constant integer da = UInt(ZAda);
constant boolean sub_op = TRUE;
constant boolean op1_unsigned = FALSE;
constant boolean op2_unsigned = TRUE;
```

64-bit, single vectors
(FEAT_SME_MOP4 && FEAT_SME_I16I64)



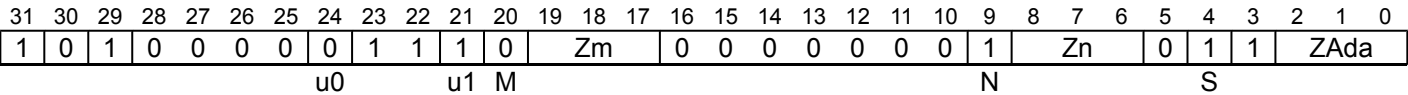
Encoding

SUMOP4S <ZAda>.D, <Zn>.H, <Zm>.H

Decode for this encoding

```
if !IsFeatureImplemented(FEAT_SME_MOP4) || !IsFeatureImplemented(FEAT_SME_I16I64) then
    EndOfDecode(Decode_UNDEF);
constant integer esize = 64;
constant integer n = UInt('0':Zn:'0');
constant integer m = UInt('1':Zm:'0');
constant integer nreg = 1;
constant integer mreg = 1;
constant integer da = UInt(ZAda);
constant boolean sub_op = TRUE;
constant boolean op1_unsigned = FALSE;
constant boolean op2_unsigned = TRUE;
```

64-bit, multiple and single vectors
(FEAT_SME_MOP4 && FEAT_SME_I16I64)



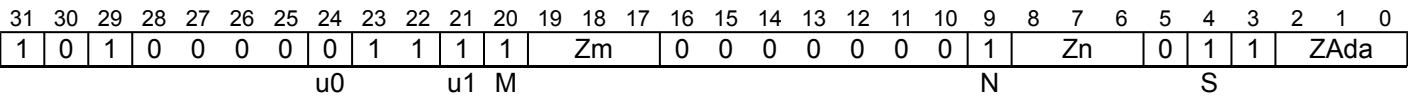
Encoding

SUMOP4S <ZAda>.D, { <Zn1>.H-<Zn2>.H }, <Zm>.H

Decode for this encoding

```
if !IsFeatureImplemented(FEAT_SME_MOP4) || !IsFeatureImplemented(FEAT_SME_I16I64) then
    EndOfDecode(Decode_UNDEF);
constant integer esize = 64;
constant integer n = UInt('0':Zn:'0');
constant integer m = UInt('1':Zm:'0');
constant integer nreg = 2;
constant integer mreg = 1;
constant integer da = UInt(ZAda);
constant boolean sub_op = TRUE;
constant boolean op1_unsigned = FALSE;
constant boolean op2_unsigned = TRUE;
```

64-bit, multiple vectors
(FEAT_SME_MOP4 && FEAT_SME_I16I64)



Encoding

SUMOP4S <ZAda>.D, { <Zn1>.H-<Zn2>.H }, { <Zm1>.H-<Zm2>.H }

Decode for this encoding

```
if !IsFeatureImplemented(FEAT_SME_MOP4) || !IsFeatureImplemented(FEAT_SME_I16I64) then
    EndOfDecode(Decode_UNDEF);
constant integer esize = 64;
constant integer n = UInt('0':Zn:'0');
constant integer m = UInt('1':Zm:'0');
constant integer nreg = 2;
constant integer mreg = 2;
constant integer da = UInt(ZAda);
constant boolean sub_op = TRUE;
constant boolean op1_unsigned = FALSE;
constant boolean op2_unsigned = TRUE;
```

Assembler Symbols

- <ZAda> For the "32-bit, multiple and single vectors", "32-bit, multiple vectors", "32-bit, single and multiple vectors", and "32-bit, single vectors" variants: is the name of the ZA tile ZA0-ZA3, encoded in the "ZAda" field.
For the "64-bit, multiple and single vectors", "64-bit, multiple vectors", "64-bit, single and multiple vectors", and "64-bit, single vectors" variants: is the name of the ZA tile ZA0-ZA7, encoded in the "ZAda" field.
- <Zn> Is the name of the first source scalable vector register, registers in the range Z0-Z15, encoded as "Zn" times 2.
- <Zm1> Is the name of the first scalable vector register of the second source multi-vector group, in the range Z16-Z31, encoded as "Zm" times 2 plus 16.
- <Zm2> Is the name of the second scalable vector register of the second source multi-vector group, in the range Z16-Z31, encoded as "Zm" times 2 plus 17.
- <Zm> Is the name of the second source scalable vector register, registers in the range Z16-Z31, encoded as "Zm" times 2 plus 16.
- <Zn1> Is the name of the first scalable vector register of the first source multi-vector group, in the range Z0-Z15, encoded as "Zn" times 2.
- <Zn2> Is the name of the second scalable vector register of the first source multi-vector group, in the range Z0-Z15, encoded as "Zn" times 2 plus 1.

Operation

```
CheckStreamingSVEAndZAAEnabled();
constant integer VL = CurrentVL;
constant integer hvsize = VL DIV 2;
constant integer dim = hvsize DIV esize;
constant integer tileSize = 4*dim*dim*esize;
constant bits(tileSize) op3 = ZAtile[da, esize, tileSize];
bits(tileSize) result;
integer prod;

for outprod = 0 to 3
    constant integer row_hv = outprod DIV 2;
    constant integer col_hv = outprod MOD 2;
    constant integer row_base = row_hv * dim;
    constant integer col_base = col_hv * dim;

    constant bits(VL) op1 = Z[n + (nreg-1)*col_hv, VL];
    constant bits(VL) op2 = Z[m + (mreg-1)*row_hv, VL];

    for row = 0 to dim-1
        for col = 0 to dim-1
            constant integer row_idx = row_base + row;
            constant integer col_idx = col_base + col;
            constant integer tile_idx = row_idx * dim * 2 + col_idx;

            bits(esize) sum = Elem[op3, tile_idx, esize];

            for k = 0 to 3
                prod = (Int(Elem[op1, 4*row_idx + k, esize DIV 4], op1_unsigned) *
                    Int(Elem[op2, 4*col_idx + k, esize DIV 4], op2_unsigned));
                if sub_op then prod = -prod;
                sum = sum + prod;
            Elem[result, tile_idx, esize] = sum;
    ZAtile[da, esize, tileSize] = result;
```

Operational information

If PSTATE.DIT is 1:

- The execution time of this instruction is independent of:
 - The values of the data supplied in any of its registers.
 - The values of the NZCV flags.
- The response of this instruction to asynchronous exceptions does not vary based on:
 - The values of the data supplied in any of its registers.
 - The values of the NZCV flags.

Internal version only: aarchmrs v2025-03_rel, pseudocode v2025-03_rel ; Build timestamp: 2025-03-21T17:41

Copyright © 2010-2025 Arm Limited or its affiliates. All rights reserved. This document is Non-Confidential.

SUMOPA (4-way)

Signed by unsigned integer sum of outer products and accumulate

The 8-bit integer variant works with a 32-bit element ZA tile.

The 16-bit integer variant works with a 64-bit element ZA tile.

This instruction multiplies the sub-matrix in the first source vector by the sub-matrix in the second source vector. In case of the 8-bit integer variant, the first source holds $SVL_S \times 4$ sub-matrix of signed 8-bit integer values, and the second source holds $4 \times SVL_S$ sub-matrix of unsigned 8-bit integer values. In case of the 16-bit integer variant, the first source holds $SVL_D \times 4$ sub-matrix of signed 16-bit integer values, and the second source holds $4 \times SVL_D$ sub-matrix of unsigned 16-bit integer values.

Each source vector is independently predicated by a corresponding governing predicate. When an 8-bit source element in case of 8-bit integer variant or a 16-bit source element in case of 16-bit integer variant is Inactive, it is treated as having the value 0.

The resulting $SVL_S \times SVL_S$ widened 32-bit integer or $SVL_D \times SVL_D$ widened 64-bit integer sum of outer products is then destructively added to the 32-bit integer or 64-bit integer destination tile, respectively for 8-bit integer and 16-bit integer instruction variants. This is equivalent to performing a 4-way dot product and accumulate to each of the destination tile elements.

In case of the 8-bit integer variant, each 32-bit container of the first source vector holds 4 consecutive column elements of each row of a $SVL_S \times 4$ sub-matrix, and each 32-bit container of the second source vector holds 4 consecutive row elements of each column of a $4 \times SVL_S$ sub-matrix. In case of the 16-bit integer variant, each 64-bit container of the first source vector holds 4 consecutive column elements of each row of a $SVL_D \times 4$ sub-matrix, and each 64-bit container of the second source vector holds 4 consecutive row elements of each column of a $4 \times SVL_D$ sub-matrix.

ID_AA64SMFR0_EL1.I16I64 indicates whether the 16-bit integer variant is implemented.

It has encodings from 2 classes: [32-bit](#) and [64-bit](#)

32-bit (FEAT_SME)

31	30	29	28	27	26	25	24	23	22	21	20	19	18	17	16	15	14	13	12	11	10	9	8	7	6	5	4	3	2	1	0
1	0	1	0	0	0	0	0	1	0	1	Zm				Pm				Pn				Zn				0	0	0	ZAda	
u0								u1																S							

Encoding

SUMOPA <ZAda>.S, <Pn>/M, <Pm>/M, <Zn>.B, <Zm>.B

Decode for this encoding

```
if !IsFeatureImplemented(FEAT_SME) then EndOfDecode(Decode_UNDEF);
constant integer esize = 32;
constant integer a = UInt(Pn);
constant integer b = UInt(Pm);
constant integer n = UInt(Zn);
constant integer m = UInt(Zm);
constant integer da = UInt(ZAda);
constant boolean op1_unsigned = FALSE;
constant boolean op2_unsigned = TRUE;
```

64-bit (FEAT_SME_I16I64)

31	30	29	28	27	26	25	24	23	22	21	20	19	18	17	16	15	14	13	12	11	10	9	8	7	6	5	4	3	2	1	0
1	0	1	0	0	0	0	0	1	1	1	Zm				Pm				Pn				Zn				0	0	ZAda		
u0								u1																S							

Encoding

SUMOPA <ZAda>.D, <Pn>/M, <Pm>/M, <Zn>.H, <Zm>.H

Decode for this encoding

```
if !IsFeatureImplemented(FEAT_SME_I16I64) then EndOfDecode(Decode_UNDEF);
constant integer esize = 64;
constant integer a = UInt(Pn);
constant integer b = UInt(Pm);
constant integer n = UInt(Zn);
constant integer m = UInt(Zm);
constant integer da = UInt(ZAda);
constant boolean op1_unsigned = FALSE;
constant boolean op2_unsigned = TRUE;
```

Assembler Symbols

<ZAda>	For the "32-bit" variant: is the name of the ZA tile ZA0-ZA3, encoded in the "ZAda" field. For the "64-bit" variant: is the name of the ZA tile ZA0-ZA7, encoded in the "ZAda" field.
<Pn>	Is the name of the first governing scalable predicate register P0-P7, encoded in the "Pn" field.
<Pm>	Is the name of the second governing scalable predicate register P0-P7, encoded in the "Pm" field.
<Zn>	Is the name of the first source scalable vector register, encoded in the "Zn" field.
<Zm>	Is the name of the second source scalable vector register, encoded in the "Zm" field.

Operation

```
CheckStreamingSVEAndZAEEnabled();
constant integer VL = CurrentVL;
constant integer PL = VL DIV 8;
constant integer dim = VL DIV esize;
constant bits(PL) mask1 = P[a, PL];
constant bits(PL) mask2 = P[b, PL];
constant bits(VL) operand1 = Z[n, VL];
constant bits(VL) operand2 = Z[m, VL];
constant bits(dim*dim*esize) operand3 = ZAtile[da, esize, dim*dim*esize];
bits(dim*dim*esize) result;
integer prod;

for row = 0 to dim-1
  for col = 0 to dim-1
    bits(esize) sum = Elem[operand3, row*dim+col, esize];
    for k = 0 to 3
      if (ActivePredicateElement(mask1, 4*row + k, esize DIV 4) &&
          ActivePredicateElement(mask2, 4*col + k, esize DIV 4)) then
        prod = (Int(Elem[operand1, 4*row + k, esize DIV 4], op1_unsigned) *
                Int(Elem[operand2, 4*col + k, esize DIV 4], op2_unsigned));
        sum = sum + prod;
      Elem[result, row*dim+col, esize] = sum;
    ZAtile[da, esize, dim*dim*esize] = result;
```

Operational information

If PSTATE.DIT is 1:

- The execution time of this instruction is independent of:
 - The values of the data supplied in any of its operand registers when its governing predicate registers contain the same value for each execution.
 - The values of the NZCV flags.
- The response of this instruction to asynchronous exceptions does not vary based on:
 - The values of the data supplied in any of its operand registers when its governing predicate registers contain the same value for each execution.
 - The values of the NZCV flags.

SUMOPS

Signed by unsigned integer sum of outer products and subtract

The 8-bit integer variant works with a 32-bit element ZA tile.

The 16-bit integer variant works with a 64-bit element ZA tile.

This instruction multiplies the sub-matrix in the first source vector by the sub-matrix in the second source vector. In case of the 8-bit integer variant, the first source holds $SVL_S \times 4$ sub-matrix of signed 8-bit integer values, and the second source holds $4 \times SVL_S$ sub-matrix of unsigned 8-bit integer values. In case of the 16-bit integer variant, the first source holds $SVL_D \times 4$ sub-matrix of signed 16-bit integer values, and the second source holds $4 \times SVL_D$ sub-matrix of unsigned 16-bit integer values.

Each source vector is independently predicated by a corresponding governing predicate. When an 8-bit source element in case of 8-bit integer variant or a 16-bit source element in case of 16-bit integer variant is Inactive, it is treated as having the value 0.

The resulting $SVL_S \times SVL_S$ widened 32-bit integer or $SVL_D \times SVL_D$ widened 64-bit integer sum of outer products is then destructively subtracted from the 32-bit integer or 64-bit integer destination tile, respectively for 8-bit integer and 16-bit integer instruction variants. This is equivalent to performing a 4-way dot product and subtract from each of the destination tile elements.

In case of the 8-bit integer variant, each 32-bit container of the first source vector holds 4 consecutive column elements of each row of a $SVL_S \times 4$ sub-matrix, and each 32-bit container of the second source vector holds 4 consecutive row elements of each column of a $4 \times SVL_S$ sub-matrix. In case of the 16-bit integer variant, each 64-bit container of the first source vector holds 4 consecutive column elements of each row of a $SVL_D \times 4$ sub-matrix, and each 64-bit container of the second source vector holds 4 consecutive row elements of each column of a $4 \times SVL_D$ sub-matrix.

ID_AA64SMFR0_EL1.I16I64 indicates whether the 16-bit integer variant is implemented.

It has encodings from 2 classes: [32-bit](#) and [64-bit](#)

32-bit

(FEAT_SME)

31	30	29	28	27	26	25	24	23	22	21	20	19	18	17	16	15	14	13	12	11	10	9	8	7	6	5	4	3	2	1	0			
1	0	1	0	0	0	0	0	1	0	1	Zm				Pm				Pn				Zn				1	0	0	ZAda				
u0											u1				S																			

Encoding

SUMOPS <ZAda>.S, <Pn>/M, <Pm>/M, <Zn>.B, <Zm>.B

Decode for this encoding

```
if !IsFeatureImplemented(FEAT_SME) then EndOfDecode(Decode_UNDEF);
constant integer esize = 32;
constant integer a = UInt(Pn);
constant integer b = UInt(Pm);
constant integer n = UInt(Zn);
constant integer m = UInt(Zm);
constant integer da = UInt(ZAda);
constant boolean op1_unsigned = FALSE;
constant boolean op2_unsigned = TRUE;
```

64-bit

(FEAT_SME_I16I64)

31	30	29	28	27	26	25	24	23	22	21	20	19	18	17	16	15	14	13	12	11	10	9	8	7	6	5	4	3	2	1	0					
1	0	1	0	0	0	0	0	1	1	1	Zm				Pm				Pn				Zn				1	0	ZAda							
u0											u1										S															

Encoding

SUMOPS <ZAda>.D, <Pn>/M, <Pm>/M, <Zn>.H, <Zm>.H

Decode for this encoding

```
if !IsFeatureImplemented(FEAT_SME_I16I64) then EndOfDecode(Decode_UNDEF);
constant integer esize = 64;
constant integer a = UInt(Pn);
constant integer b = UInt(Pm);
constant integer n = UInt(Zn);
constant integer m = UInt(Zm);
constant integer da = UInt(ZAda);
constant boolean op1_unsigned = FALSE;
constant boolean op2_unsigned = TRUE;
```

Assembler Symbols

<ZAda>	For the "32-bit" variant: is the name of the ZA tile ZA0-ZA3, encoded in the "ZAda" field. For the "64-bit" variant: is the name of the ZA tile ZA0-ZA7, encoded in the "ZAda" field.
<Pn>	Is the name of the first governing scalable predicate register P0-P7, encoded in the "Pn" field.
<Pm>	Is the name of the second governing scalable predicate register P0-P7, encoded in the "Pm" field.
<Zn>	Is the name of the first source scalable vector register, encoded in the "Zn" field.
<Zm>	Is the name of the second source scalable vector register, encoded in the "Zm" field.

Operation

```
CheckStreamingSVEAndZAEEnabled();
constant integer VL = CurrentVL;
constant integer PL = VL DIV 8;
constant integer dim = VL DIV esize;
constant bits(PL) mask1 = P[a, PL];
constant bits(PL) mask2 = P[b, PL];
constant bits(VL) operand1 = Z[n, VL];
constant bits(VL) operand2 = Z[m, VL];
constant bits(dim*dim*esize) operand3 = ZAtile[da, esize, dim*dim*esize];
bits(dim*dim*esize) result;
integer prod;

for row = 0 to dim-1
  for col = 0 to dim-1
    bits(esize) sum = Elem[operand3, row*dim+col, esize];
    for k = 0 to 3
      if (ActivePredicateElement(mask1, 4*row + k, esize DIV 4) &&
          ActivePredicateElement(mask2, 4*col + k, esize DIV 4)) then
        prod = (Int(Elem[operand1, 4*row + k, esize DIV 4], op1_unsigned) *
                Int(Elem[operand2, 4*col + k, esize DIV 4], op2_unsigned));
        sum = sum - prod;
      Elem[result, row*dim+col, esize] = sum;
ZAtile[da, esize, dim*dim*esize] = result;
```

Operational information

If PSTATE.DIT is 1:

- The execution time of this instruction is independent of:
 - The values of the data supplied in any of its operand registers when its governing predicate registers contain the same value for each execution.
 - The values of the NZCV flags.
- The response of this instruction to asynchronous exceptions does not vary based on:
 - The values of the data supplied in any of its operand registers when its governing predicate registers contain the same value for each execution.
 - The values of the NZCV flags.

SUNPK

Unpack and sign-extend multi-vector elements

This instruction unpacks elements from one or two source vectors and then sign-extends them to place in elements of twice their size within the two or four destination vectors.

This instruction is unpredicated.

It has encodings from 2 classes: [Two registers](#) and [Four registers](#)

Two registers
(FEAT_SME2)

31	30	29	28	27	26	25	24	23	22	21	20	19	18	17	16	15	14	13	12	11	10	9	8	7	6	5	4	3	2	1	0
1	1	0	0	0	0	0	1	size	1	0	0	1	0	1	1	1	1	0	0	0	Zn				Zd				0		
																															U

Encoding

SUNPK { <Zd1>.<T>-<Zd2>.<T> }, <Zn>.<Tb>

Decode for this encoding

```
if !IsFeatureImplemented(FEAT_SME2) then EndOfDecode(Decode_UNDEF);
if size == '00' then EndOfDecode(Decode_UNDEF);
constant integer esize = 8 << UInt(size);
constant integer n = UInt(Zn);
constant integer d = UInt(Zd:'0');
constant integer nreg = 2;
constant boolean unsigned = FALSE;
```

Four registers
(FEAT_SME2)

31	30	29	28	27	26	25	24	23	22	21	20	19	18	17	16	15	14	13	12	11	10	9	8	7	6	5	4	3	2	1	0
1	1	0	0	0	0	0	1	size	1	1	0	1	0	1	1	1	1	0	0	0	Zn				0	Zd				0	0
																															U

Encoding

SUNPK { <Zd1>.<T>-<Zd4>.<T> }, { <Zn1>.<Tb>-<Zn2>.<Tb> }

Decode for this encoding

```
if !IsFeatureImplemented(FEAT_SME2) then EndOfDecode(Decode_UNDEF);
if size == '00' then EndOfDecode(Decode_UNDEF);
constant integer esize = 8 << UInt(size);
constant integer n = UInt(Zn:'0');
constant integer d = UInt(Zd:'00');
constant integer nreg = 4;
constant boolean unsigned = FALSE;
```

Assembler Symbols

- <Zd1>
- For the "Two registers" variant: is the name of the first scalable vector register of the destination multi-vector group, encoded as "Zd" times 2.
- For the "Four registers" variant: is the name of the first scalable vector register of the destination multi-vector group, encoded as "Zd" times 4.

<T> Is the size specifier, encoded in “size”:

size	<T>
00	RESERVED
01	H
10	S
11	D

<Zd2> Is the name of the second scalable vector register of the destination multi-vector group, encoded as "Zd" times 2 plus 1.

<Zn> Is the name of the source scalable vector register, encoded in the "Zn" field.

<Tb> Is the size specifier, encoded in “size”:

size	<Tb>
00	RESERVED
01	B
10	H
11	S

<Zd4> Is the name of the fourth scalable vector register of the destination multi-vector group, encoded as "Zd" times 4 plus 3.

<Zn1> Is the name of the first scalable vector register of the source multi-vector group, encoded as "Zn" times 2.

<Zn2> Is the name of the second scalable vector register of the source multi-vector group, encoded as "Zn" times 2 plus 1.

Operation

```
CheckStreamingSVEEnabled();
constant integer VL = CurrentVL;
constant integer elements = VL DIV esize;
constant integer hsize = esize DIV 2;
constant integer sreg = nreg DIV 2;
array [0..3] of bits(VL) results;

for r = 0 to sreg-1
    constant bits(VL) operand = Z[n+r, VL];
    for i = 0 to 1
        for e = 0 to elements-1
            constant bits(hsize) element = Elem[operand, i*elements + e, hsize];
            Elem[results[2*r+i], e, esize] = Extend(element, esize, unsigned);

for r = 0 to nreg-1
    Z[d+r, VL] = results[r];
```

Operational information

If PSTATE.DIT is 1:

- The execution time of this instruction is independent of:
 - The values of the data supplied in any of its registers.
 - The values of the NZCV flags.
- The response of this instruction to asynchronous exceptions does not vary based on:
 - The values of the data supplied in any of its registers.
 - The values of the NZCV flags.

Internal version only: aarchmrs v2025-03_rel, pseudocode v2025-03_rel ; Build timestamp: 2025-03-21T17:41

Copyright © 2010-2025 Arm Limited or its affiliates. All rights reserved. This document is Non-Confidential.

SUTMOPA

Signed by unsigned integer sparse sum of four outer products, accumulating

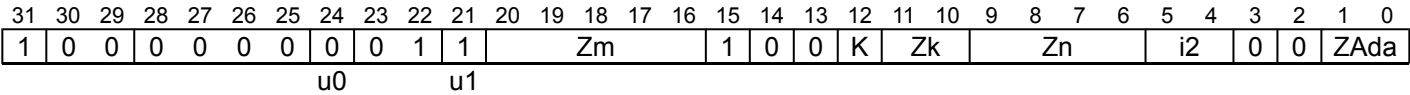
This instruction generates signed by unsigned integer sum of outer products by multiplying the 2-in-4 selected elements from the dense sub-matrices in the two first source vectors with the corresponding elements of the compressed sparse sub-matrix in the second source vector and accumulates the results to the corresponding elements of a 32-bit element ZA tile.

The sum of outer products is generated by multiplying the selected two sets of 2-in-4 8-bit signed values from each overlapping 32-bit containers of the two SVLS×4 sub-matrices in the first source vectors by the four 8-bit unsigned values from the corresponding 32-bit container of the 4×SVLS sub-matrix in the second source vector. The four selected elements from the overlapping 32-bit containers of the first source vectors correspond to two sets of 2-in-4 elements of rows of two SVLS×4 sub-matrices. Each 32-bit container of the second source vector holds 4 elements of columns of a compressed 4×SVLS sub-matrix.

The two sets of 2-in-4 8-bit signed values from overlapping 32-bit containers of the first source vectors are selected by pairs of 4-bit controls in the indexed segment of the control vector register. If the control bit corresponding to an element in the first source vectors is 0, the element is discarded and does not contribute to the sum of products result. If more than two bits of the 4-bit control corresponding to each 32-bit container of the first source vectors are 1, only the elements corresponding to the least two significant bits are selected.

The resulting SVLS×SVLS widened 32-bit integer sum of outer products is then destructively added to the 32-bit integer destination tile. This is equivalent to performing a 4-way dot product and accumulate to each of the destination tile elements.
This instruction is unpredicated.

SME2
(FEAT_SME_TMOP)



Encoding

SUTMOPA <ZAda>.S, { <Zn1>.B-<Zn2>.B }, <Zm>.B, <Zk>[<index>]

Decode for this encoding

```
if !IsFeatureImplemented(FEAT_SME_TMOP) then EndOfDecode(Decode_UNDEF);
constant integer n = UInt(Zn:'0');
constant integer m = UInt(Zm);
constant integer k = UInt('1':K:'1':Zk);
constant integer index = UInt(i2);
constant integer da = UInt(ZAda);
constant boolean op1_unsigned = FALSE;
constant boolean op2_unsigned = TRUE;
```

Assembler Symbols

- <ZAda> Is the name of the ZA tile ZA0-ZA3, encoded in the "ZAda" field.
- <Zn1> Is the name of the first scalable vector register of the first source multi-vector group, encoded as "Zn" times 2.
- <Zn2> Is the name of the second scalable vector register of the first source multi-vector group, encoded as "Zn" times 2 plus 1.
- <Zm> Is the name of the second source scalable vector register, encoded in the "Zm" field.
- <Zk> Is the name of the control vector register Z20-Z23 or Z28-Z31, encoded in the "K:Zk" fields.
- <index> Is the control segment index, in the range 0 to 3, encoded in the "i2" field.

Operation

```
CheckStreamingSVEAndZAAEnabled();
constant integer VL = CurrentVL;
constant integer dim = VL DIV 32;
constant integer csize = VL DIV 4;
constant bits(VL) op2 = Z[m, VL];
constant bits(VL) op3 = Z[k, VL];
constant bits(csize) ctrl = Elem[op3, index, csize];
constant bits(dim*dim*32) op4 = ZAtile[da, 32, dim*dim*32];
bits(dim*dim*32) result;

for row = 0 to dim-1
  for col = 0 to dim-1
    array [0..3] of bits(8) erow;
    array [0..3] of bits(8) ecol;
    for j = 0 to 3
      erow[j] = Zeros(8);
      ecol[j] = Elem[op2, 4*col + j, 8];
    for r = 0 to 1
      constant bits(VL) op1 = Z[n+r, VL];
      integer i = 0;
      for e = 0 to 3
        if i < 2 && Elem[ctrl, 8*col + 4*r + e, 1] == '1' then
          erow[2*r + i] = Elem[op1, 4*row + e, 8];
          i = i + 1;
      bits(32) sum = Elem[op4, row*dim+col, 32];
      for j = 0 to 3
        sum = sum + (Int(erow[j], op1_unsigned) * Int(ecol[j], op2_unsigned));
      Elem[result, row*dim+col, 32] = sum;
ZAtile[da, 32, dim*dim*32] = result;
```

Operational information

If PSTATE.DIT is 1:

- The execution time of this instruction is independent of:
 - The values of the data supplied in any of its registers.
 - The values of the NZCV flags.
- The response of this instruction to asynchronous exceptions does not vary based on:
 - The values of the data supplied in any of its registers.
 - The values of the NZCV flags.

Internal version only: aarchmrs v2025-03_rel, pseudocode v2025-03_rel ; Build timestamp: 2025-03-21T17:41

Copyright © 2010-2025 Arm Limited or its affiliates. All rights reserved. This document is Non-Confidential.

SUVDOT

Multi-vector signed by unsigned integer vertical dot-product by indexed element

This instruction computes the vertical dot product of the corresponding signed 8-bit elements from the four first source vectors and four unsigned 8-bit integer values in the corresponding indexed 32-bit element of the second source vector. The widened dot product result is destructively added to the corresponding 32-bit element of the ZA single-vector groups.

The groups within the second source vector are specified using an immediate element index which selects the same group position within each 128-bit vector segment. The index range is from 0 to 3.

The single-vector group within each quarter of the ZA array is selected by the sum of the vector select register and offset, modulo quarter the number of ZA array vectors.

The vector group symbol VGx4 indicates that the ZA operand consists of four ZA single-vector groups. The vector group symbol is preferred for disassembly, but optional in assembler source code.

This instruction is unpredicated.

SME2
(FEAT_SME2)

31	30	29	28	27	26	25	24	23	22	21	20	19	18	17	16	15	14	13	12	11	10	9	8	7	6	5	4	3	2	1	0
1	1	0	0	0	0	0	1	0	1	0	1	Zm			1	Rv	0	i2	Zn			0	1	1	1	off3					
op																		U													

Encoding

```
SUVDOT ZA.S[<Wv>, <offs>{, VGx4}], { <Zn1>.B-<Zn4>.B }, <Zm>.B[<index>]
```

Decode for this encoding

```
if !IsFeatureImplemented(FEAT_SME2) then EndOfDecode(Decode_UNDEF);
constant integer v = UInt('010':Rv);
constant integer esize = 32;
constant integer n = UInt(Zn:'00');
constant integer m = UInt('0':Zm);
constant integer offset = UInt(off3);
constant integer index = UInt(i2);
```

Assembler Symbols

- <Wv> Is the 32-bit name of the vector select register W8-W11, encoded in the "Rv" field.
- <offs> Is the vector select offset, in the range 0 to 7, encoded in the "off3" field.
- <Zn1> Is the name of the first scalable vector register of the first source multi-vector group, encoded as "Zn" times 4.
- <Zn4> Is the name of the fourth scalable vector register of the first source multi-vector group, encoded as "Zn" times 4 plus 3.
- <Zm> Is the name of the second source scalable vector register Z0-Z15, encoded in the "Zm" field.
- <index> Is the immediate index of a 32-bit group of four 8-bit values within each 128-bit vector segment, in the range 0 to 3, encoded in the "i2" field.

Operation

```
CheckStreamingSVEAndZAAEnabled();
constant integer VL = CurrentVL;
constant integer elements = VL DIV esize;
constant integer vectors = VL DIV 8;
constant integer vstride = vectors DIV 4;
constant integer eltspersegment = 128 DIV esize;
constant bits(32) vbase = X[v, 32];
integer vec = (UInt(vbase) + offset) MOD vstride;
constant bits(VL) operand2 = Z[m, VL];
bits(VL) result;

for r = 0 to 3
    constant bits(VL) operand3 = ZAvector[vec, VL];
    for e = 0 to elements-1
        constant integer segmentbase = e - (e MOD eltspersegment);
        constant integer s = segmentbase + index;
        bits(esize) sum = Elem[operand3, e, esize];
        for i = 0 to 3
            constant bits(VL) operand1 = Z[n+i, VL];
            constant integer element1 = SInt(Elem[operand1, 4 * e + r, esize DIV 4]);
            constant integer element2 = UInt(Elem[operand2, 4 * s + i, esize DIV 4]);
            sum = sum + element1 * element2;
        Elem[result, e, esize] = sum;
    ZAvector[vec, VL] = result;
    vec = vec + vstride;
```

Operational information

If PSTATE.DIT is 1:

- The execution time of this instruction is independent of:
 - The values of the data supplied in any of its registers.
 - The values of the NZCV flags.
- The response of this instruction to asynchronous exceptions does not vary based on:
 - The values of the data supplied in any of its registers.
 - The values of the NZCV flags.

Internal version only: aarchmrs v2025-03_rel, pseudocode v2025-03_rel ; Build timestamp: 2025-03-21T17:41

Copyright © 2010-2025 Arm Limited or its affiliates. All rights reserved. This document is Non-Confidential.

SVDOT (2-way)

Multi-vector signed integer vertical dot-product by indexed element

This instruction computes the vertical dot product of the corresponding two signed 16-bit integer values held in the two first source vectors and two signed 16-bit integer values in the corresponding indexed 32-bit element of the second source vector. The widened dot product results are destructively added to the corresponding 32-bit element of the ZA single-vector groups.

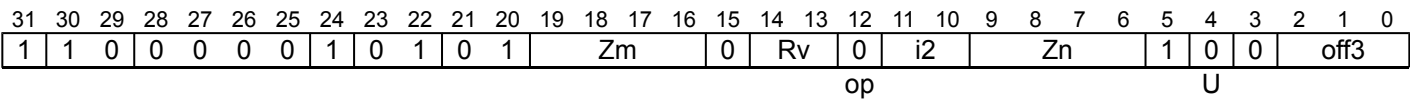
The groups within the second source vector are specified using an immediate element index which selects the same group position within each 128-bit vector segment. The index range is from 0 to 3.

The single-vector group within each half of the ZA array is selected by the sum of the vector select register and offset, modulo half the number of ZA array vectors.

The vector group symbol VGx2 indicates that the ZA operand consists of two ZA single-vector groups. The vector group symbol is preferred for disassembly, but optional in assembler source code.

This instruction is unpredicated.

SME2
(FEAT_SME2)



Encoding

SVDOT ZA.S[<Wv>, <offs>{, VGx2}], { <Zn1>.H-<Zn2>.H }, <Zm>.H[<index>]

Decode for this encoding

```
if !IsFeatureImplemented(FEAT_SME2) then EndOfDecode(Decode_UNDEF);
constant integer v = UInt('010':Rv);
constant integer esize = 32;
constant integer n = UInt(Zn:'0');
constant integer m = UInt('0':Zm);
constant integer offset = UInt(off3);
constant integer index = UInt(i2);
```

Assembler Symbols

- <Wv> Is the 32-bit name of the vector select register W8-W11, encoded in the "Rv" field.
- <offs> Is the vector select offset, in the range 0 to 7, encoded in the "off3" field.
- <Zn1> Is the name of the first scalable vector register of the first source multi-vector group, encoded as "Zn" times 2.
- <Zn2> Is the name of the second scalable vector register of the first source multi-vector group, encoded as "Zn" times 2 plus 1.
- <Zm> Is the name of the second source scalable vector register Z0-Z15, encoded in the "Zm" field.
- <index> Is the immediate index of a group of two 16-bit elements within each 128-bit vector segment, in the range 0 to 3, encoded in the "i2" field.

Operation

```
CheckStreamingSVEAndZAAEnabled();
constant integer VL = CurrentVL;
constant integer elements = VL DIV esize;
constant integer vectors = VL DIV 8;
constant integer vstride = vectors DIV 2;
constant integer eltspersegment = 128 DIV esize;
constant bits(32) vbase = X[v, 32];
integer vec = (UInt(vbase) + offset) MOD vstride;
constant bits(VL) operand2 = Z[m, VL];
bits(VL) result;

for r = 0 to 1
    constant bits(VL) operand3 = ZAvector[vec, VL];
    for e = 0 to elements-1
        constant integer segmentbase = e - (e MOD eltspersegment);
        constant integer s = segmentbase + index;
        bits(esize) sum = Elem[operand3, e, esize];
        for i = 0 to 1
            constant bits(VL) operand1 = Z[n+i, VL];
            constant integer element1 = Sint(Elem[operand1, 2 * e + r, esize DIV 2]);
            constant integer element2 = Sint(Elem[operand2, 2 * s + i, esize DIV 2]);
            sum = sum + element1 * element2;
        Elem[result, e, esize] = sum;
    ZAvector[vec, VL] = result;
    vec = vec + vstride;
```

Operational information

If PSTATE.DIT is 1:

- The execution time of this instruction is independent of:
 - The values of the data supplied in any of its registers.
 - The values of the NZCV flags.
- The response of this instruction to asynchronous exceptions does not vary based on:
 - The values of the data supplied in any of its registers.
 - The values of the NZCV flags.

Internal version only: aarchmrs v2025-03_rel, pseudocode v2025-03_rel ; Build timestamp: 2025-03-21T17:41

Copyright © 2010-2025 Arm Limited or its affiliates. All rights reserved. This document is Non-Confidential.

SVDOT (4-way)

Multi-vector signed integer vertical dot-product by indexed element

This instruction computes the vertical dot product of the corresponding four signed 8-bit or 16-bit integer values held in the four first source vectors and four signed 8-bit or 16-bit integer values in the corresponding indexed 32-bit or 64-bit element of the second source vector. The widened dot product results are destructively added to the corresponding 32-bit or 64-bit element of the ZA single-vector groups.

The groups within the second source vector are specified using an immediate element index which selects the same group position within each 128-bit vector segment. The index range is from 0 to one less than the number of groups per 128-bit segment.

The single-vector group within each quarter of the ZA array is selected by the sum of the vector select register and offset, modulo quarter the number of ZA array vectors.

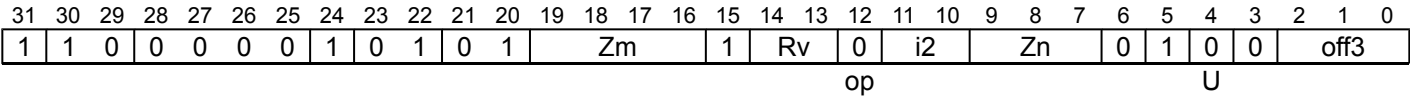
The vector group symbol VGx4 indicates that the ZA operand consists of four ZA single-vector groups. The vector group symbol is preferred for disassembly, but optional in assembler source code.

This instruction is unpredicated.

ID_AA64SMFR0_EL1.I16I64 indicates whether the 16-bit integer variant is implemented.

It has encodings from 2 classes: [8-bit to 32-bit](#) and [16-bit to 64-bit](#)

8-bit to 32-bit (FEAT_SME2)



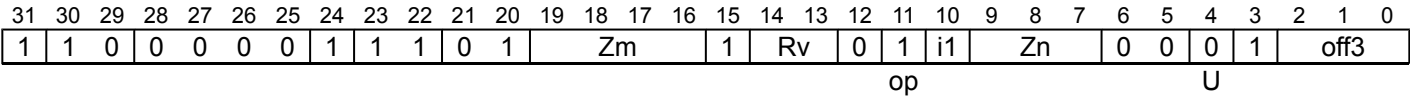
Encoding

SVDOT ZA.S[<Wv>, <offs>{, VGx4}], { <Zn1>.B-<Zn4>.B }, <Zm>.B[<index>]

Decode for this encoding

```
if !IsFeatureImplemented(FEAT_SME2) then EndOfDecode(Decode_UNDEF);
constant integer v = UInt('010':Rv);
constant integer esize = 32;
constant integer n = UInt(Zn:'00');
constant integer m = UInt('0':Zm);
constant integer offset = UInt(off3);
constant integer index = UInt(i2);
```

16-bit to 64-bit (FEAT_SME2 && FEAT_SME_I16I64)



Encoding

SVDOT ZA.D[<Wv>, <offs>{, VGx4}], { <Zn1>.H-<Zn4>.H }, <Zm>.H[<index>]

Decode for this encoding

```
if !(IsFeatureImplemented(FEAT_SME2) && IsFeatureImplemented(FEAT_SME_I16I64)) then
    EndOfDecode(Decode_UNDEF);
constant integer v = UInt('010':Rv);
constant integer esize = 64;
constant integer n = UInt(Zn:'00');
constant integer m = UInt('0':Zm);
constant integer offset = UInt(off3);
constant integer index = UInt(i1);
```

Assembler Symbols

<Wv>	Is the 32-bit name of the vector select register W8-W11, encoded in the "Rv" field.
<offs>	Is the vector select offset, in the range 0 to 7, encoded in the "off3" field.
<Zn1>	Is the name of the first scalable vector register of the first source multi-vector group, encoded as "Zn" times 4.
<Zn4>	Is the name of the fourth scalable vector register of the first source multi-vector group, encoded as "Zn" times 4 plus 3.
<Zm>	Is the name of the second source scalable vector register Z0-Z15, encoded in the "Zm" field.
<index>	For the "8-bit to 32-bit" variant: is the immediate index of a 32-bit group of four 8-bit values within each 128-bit vector segment, in the range 0 to 3, encoded in the "i2" field. For the "16-bit to 64-bit" variant: is the immediate index of a 64-bit group of four 16-bit values within each 128-bit vector segment, in the range 0 to 1, encoded in the "i1" field.

Operation

```
CheckStreamingSVEAndZAAEnabled();
constant integer VL = CurrentVL;
constant integer elements = VL DIV esize;
constant integer vectors = VL DIV 8;
constant integer vstride = vectors DIV 4;
constant integer eltspersegment = 128 DIV esize;
constant bits(32) vbase = X[v, 32];
integer vec = (UInt(vbase) + offset) MOD vstride;
constant bits(VL) operand2 = Z[m, VL];
bits(VL) result;

for r = 0 to 3
    constant bits(VL) operand3 = ZAvector[vec, VL];
    for e = 0 to elements-1
        constant integer segmentbase = e - (e MOD eltspersegment);
        constant integer s = segmentbase + index;
        bits(esize) sum = Elem[operand3, e, esize];
        for i = 0 to 3
            constant bits(VL) operand1 = Z[n+i, VL];
            constant integer element1 = SInt(Elem[operand1, 4 * e + r, esize DIV 4]);
            constant integer element2 = SInt(Elem[operand2, 4 * s + i, esize DIV 4]);
            sum = sum + element1 * element2;
        Elem[result, e, esize] = sum;
    ZAvector[vec, VL] = result;
    vec = vec + vstride;
```

Operational information

If PSTATE.DIT is 1:

- The execution time of this instruction is independent of:
 - The values of the data supplied in any of its registers.
 - The values of the NZCV flags.
- The response of this instruction to asynchronous exceptions does not vary based on:
 - The values of the data supplied in any of its registers.
 - The values of the NZCV flags.

Internal version only: aarchmrs v2025-03_rel, pseudocode v2025-03_rel ; Build timestamp: 2025-03-21T17:41

Copyright © 2010-2025 Arm Limited or its affiliates. All rights reserved. This document is Non-Confidential.

UCLAMP

Multi-vector unsigned clamp to minimum/maximum vector

This instruction clamps each unsigned element in the two or four destination vectors to between the unsigned minimum value in the corresponding element of the first source vector and the unsigned maximum value in the corresponding element of the second source vector and destructively places the clamped results in the corresponding elements of the two or four destination vectors.

This instruction is unpredicated.

It has encodings from 2 classes: [Two registers](#) and [Four registers](#)

Two registers (FEAT_SME2)

31	30	29	28	27	26	25	24	23	22	21	20	19	18	17	16	15	14	13	12	11	10	9	8	7	6	5	4	3	2	1	0
1	1	0	0	0	0	0	1	size	1	Zm						1	1	0	0	0	1	Zn				Zd			1		
																															U

Encoding

UCLAMP { <Zd1>.<T>-<Zd2>.<T> }, <Zn>.<T>, <Zm>.<T>

Decode for this encoding

```
if !IsFeatureImplemented(FEAT_SME2) then EndOfDecode(Decode_UNDEF);
constant integer esize = 8 << UInt(size);
constant integer n = UInt(Zn);
constant integer m = UInt(Zm);
constant integer d = UInt(Zd:'0');
constant integer nreg = 2;
```

Four registers (FEAT_SME2)

31	30	29	28	27	26	25	24	23	22	21	20	19	18	17	16	15	14	13	12	11	10	9	8	7	6	5	4	3	2	1	0
1	1	0	0	0	0	0	1	size	1	Zm						1	1	0	0	1	1	Zn				Zd			0	1	
																															U

Encoding

UCLAMP { <Zd1>.<T>-<Zd4>.<T> }, <Zn>.<T>, <Zm>.<T>

Decode for this encoding

```
if !IsFeatureImplemented(FEAT_SME2) then EndOfDecode(Decode_UNDEF);
constant integer esize = 8 << UInt(size);
constant integer n = UInt(Zn);
constant integer m = UInt(Zm);
constant integer d = UInt(Zd:'00');
constant integer nreg = 4;
```

Assembler Symbols

- <Zd1>
- For the "Two registers" variant: is the name of the first scalable vector register of the destination multi-vector group, encoded as "Zd" times 2.
- For the "Four registers" variant: is the name of the first scalable vector register of the destination multi-vector group, encoded as "Zd" times 4.
- <T>
- Is the size specifier, encoded in "size":

size	<T>
00	B
01	H
10	S
11	D

- <Zd2> Is the name of the second scalable vector register of the destination multi-vector group, encoded as "Zd" times 2 plus 1.
- <Zn> Is the name of the first source scalable vector register, encoded in the "Zn" field.
- <Zm> Is the name of the second source scalable vector register, encoded in the "Zm" field.
- <Zd4> Is the name of the fourth scalable vector register of the destination multi-vector group, encoded as "Zd" times 4 plus 3.

Operation

```

CheckStreamingSVEEnabled();
constant integer VL = CurrentVL;
constant integer elements = VL DIV esize;
array [0..3] of bits(VL) results;

for r = 0 to nreg-1
    constant bits(VL) operand1 = Z[n, VL];
    constant bits(VL) operand2 = Z[m, VL];
    constant bits(VL) operand3 = Z[d+r, VL];
    for e = 0 to elements-1
        constant integer element1 = UInt(Elem[operand1, e, esize]);
        constant integer element2 = UInt(Elem[operand2, e, esize]);
        constant integer element3 = UInt(Elem[operand3, e, esize]);
        constant integer res = Min(Max(element1, element3), element2);
        Elem[results[r], e, esize] = res<esize-1:0>;

for r = 0 to nreg-1
    Z[d+r, VL] = results[r];

```

Operational information

If PSTATE.DIT is 1:

- The execution time of this instruction is independent of:
 - The values of the data supplied in any of its registers.
 - The values of the NZCV flags.
- The response of this instruction to asynchronous exceptions does not vary based on:
 - The values of the data supplied in any of its registers.
 - The values of the NZCV flags.

Internal version only: aarchmrs v2025-03_rel, pseudocode v2025-03_rel ; Build timestamp: 2025-03-21T17:41

Copyright © 2010-2025 Arm Limited or its affiliates. All rights reserved. This document is Non-Confidential.

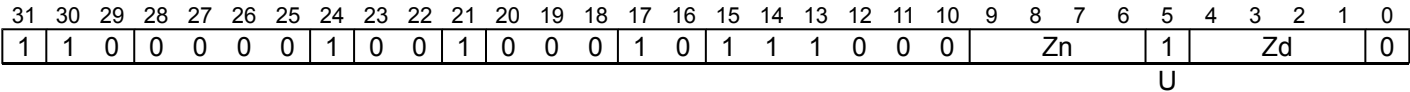
UCVTF

Multi-vector unsigned integer convert to floating-point

This instruction converts each element of the two or four source vectors from unsigned 32-bit integer to single-precision floating-point, and places the results in the corresponding elements of the two or four destination vectors.
This instruction follows SME2 floating-point numerical behaviors corresponding to instructions that place their results in one or more SVE Z vectors.
This instruction is unpredicated.

It has encodings from 2 classes: [Two registers](#) and [Four registers](#)

Two registers
(FEAT_SME2)



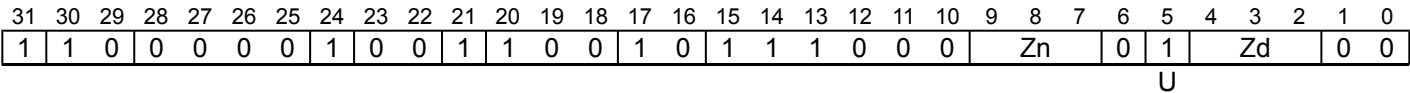
Encoding

UCVTF { <Zd1>.S-<Zd2>.S }, { <Zn1>.S-<Zn2>.S }

Decode for this encoding

```
if !IsFeatureImplemented(FEAT_SME2) then EndOfDecode(Decode_UNDEF);
constant integer n = UInt(Zn:'0');
constant integer d = UInt(Zd:'0');
constant integer nreg = 2;
constant boolean unsigned = TRUE;
constant FPRounding rounding = FPRoundingMode(FPCR);
```

Four registers
(FEAT_SME2)



Encoding

UCVTF { <Zd1>.S-<Zd4>.S }, { <Zn1>.S-<Zn4>.S }

Decode for this encoding

```
if !IsFeatureImplemented(FEAT_SME2) then EndOfDecode(Decode_UNDEF);
constant integer n = UInt(Zn:'00');
constant integer d = UInt(Zd:'00');
constant integer nreg = 4;
constant boolean unsigned = TRUE;
constant FPRounding rounding = FPRoundingMode(FPCR);
```

Assembler Symbols

- <Zd1> For the "Two registers" variant: is the name of the first scalable vector register of the destination multi-vector group, encoded as "Zd" times 2.
For the "Four registers" variant: is the name of the first scalable vector register of the destination multi-vector group, encoded as "Zd" times 4.
- <Zd2> Is the name of the second scalable vector register of the destination multi-vector group, encoded as "Zd" times 2 plus 1.

- <Zn1> For the "Two registers" variant: is the name of the first scalable vector register of the source multi-vector group, encoded as "Zn" times 2.
- For the "Four registers" variant: is the name of the first scalable vector register of the source multi-vector group, encoded as "Zn" times 4.
- <Zn2> Is the name of the second scalable vector register of the source multi-vector group, encoded as "Zn" times 2 plus 1.
- <Zd4> Is the name of the fourth scalable vector register of the destination multi-vector group, encoded as "Zd" times 4 plus 3.
- <Zn4> Is the name of the fourth scalable vector register of the source multi-vector group, encoded as "Zn" times 4 plus 3.

Operation

```

CheckStreamingSVEEnabled();
constant integer VL = CurrentVL;
constant integer elements = VL DIV 32;
array [0..3] of bits(VL) results;

for r = 0 to nreg-1
    constant bits(VL) operand = Z[n+r, VL];
    for e = 0 to elements-1
        constant bits(32) element = Elem[operand, e, 32];
        Elem[results[r], e, 32] = FixedToFP(element, 0, unsigned, FPCR, rounding, 32);

for r = 0 to nreg-1
    Z[d+r, VL] = results[r];

```

Internal version only: aarchmrs v2025-03_rel, pseudocode v2025-03_rel ; Build timestamp: 2025-03-21T17:41

Copyright © 2010-2025 Arm Limited or its affiliates. All rights reserved. This document is Non-Confidential.

UDOT (2-way, multiple and indexed vector)

Multi-vector unsigned integer dot-product by indexed element

This instruction computes the dot product of two unsigned 16-bit integer values held in each 32-bit element of the two or four first source vectors and two unsigned 16-bit integer values in the corresponding indexed 32-bit element of the second source vector. The widened dot product result is destructively added to the corresponding 32-bit element of the ZA single-vector groups.

The groups within the second source vector are specified using an immediate element index which selects the same group position within each 128-bit vector segment. The index range is from 0 to 3.

The single-vector group within each half of or each quarter of the ZA array is selected by the sum of the vector select register and offset, modulo half or quarter the number of ZA array vectors.

The vector group symbol, VGx2 or VGx4, indicates that the ZA operand consists of two or four ZA single-vector groups respectively. The vector group symbol is preferred for disassembly, but optional in assembler source code.

This instruction is unpredicated.

It has encodings from 2 classes: [Two ZA single-vectors](#) and [Four ZA single-vectors](#)

Two ZA single-vectors

(FEAT_SME2)

31	30	29	28	27	26	25	24	23	22	21	20	19	18	17	16	15	14	13	12	11	10	9	8	7	6	5	4	3	2	1	0
1	1	0	0	0	0	0	1	0	1	0	1	Zm			0	Rv		1	i2		Zn			0	1	0	off3				
																op				U											

Encoding

```
UDOT ZA.S[<Wv>, <offs>{, VGx2}], { <Zn1>.H-<Zn2>.H }, <Zm>.H[<index>]
```

Decode for this encoding

```
if !IsFeatureImplemented(FEAT_SME2) then EndOfDecode(Decode_UNDEF);
constant integer v = UInt('010':Rv);
constant integer esize = 32;
constant integer n = UInt(Zn:'0');
constant integer m = UInt('0':Zm);
constant integer offset = UInt(off3);
constant integer index = UInt(i2);
constant integer nreg = 2;
```

Four ZA single-vectors

(FEAT_SME2)

31	30	29	28	27	26	25	24	23	22	21	20	19	18	17	16	15	14	13	12	11	10	9	8	7	6	5	4	3	2	1	0	
1	1	0	0	0	0	0	1	0	1	0	1	Zm			1	Rv			1	i2			Zn			0	0	1	0	off3		
																op				U												

Encoding

```
UDOT ZA.S[<Wv>, <offs>{, VGx4}], { <Zn1>.H-<Zn4>.H }, <Zm>.H[<index>]
```

Decode for this encoding

```
if !IsFeatureImplemented(FEAT_SME2) then EndOfDecode(Decode_UNDEF);
constant integer v = UInt('010':Rv);
constant integer esize = 32;
constant integer n = UInt(Zn:'00');
constant integer m = UInt('0':Zm);
constant integer offset = UInt(off3);
constant integer index = UInt(i2);
constant integer nreg = 4;
```

Assembler Symbols

<Wv>	Is the 32-bit name of the vector select register W8-W11, encoded in the "Rv" field.
<offs>	Is the vector select offset, in the range 0 to 7, encoded in the "off3" field.
<Zn1>	For the "Two ZA single-vectors" variant: is the name of the first scalable vector register of the first source multi-vector group, encoded as "Zn" times 2. For the "Four ZA single-vectors" variant: is the name of the first scalable vector register of the first source multi-vector group, encoded as "Zn" times 4.
<Zn2>	Is the name of the second scalable vector register of the first source multi-vector group, encoded as "Zn" times 2 plus 1.
<Zm>	Is the name of the second source scalable vector register Z0-Z15, encoded in the "Zm" field.
<index>	Is the immediate index of a group of two 16-bit elements within each 128-bit vector segment, in the range 0 to 3, encoded in the "i2" field.
<Zn4>	Is the name of the fourth scalable vector register of the first source multi-vector group, encoded as "Zn" times 4 plus 3.

Operation

```
CheckStreamingSVEAndZAAEnabled();
constant integer VL = CurrentVL;
constant integer elements = VL DIV esize;
constant integer vectors = VL DIV 8;
constant integer vstride = vectors DIV nreg;
constant integer eltspersegment = 128 DIV esize;
constant bits(32) vbase = X[v, 32];
integer vec = (UInt(vbase) + offset) MOD vstride;
bits(VL) result;

for r = 0 to nreg-1
    constant bits(VL) operand1 = Z[n+r, VL];
    constant bits(VL) operand2 = Z[m, VL];
    constant bits(VL) operand3 = ZAvector[vec, VL];
    for e = 0 to elements-1
        bits(esize) sum = Elem[operand3, e, esize];
        constant integer segmentbase = e - (e MOD eltspersegment);
        constant integer s = segmentbase + index;
        for i = 0 to 1
            constant integer element1 = UInt(Elem[operand1, 2 * e + i, esize DIV 2]);
            constant integer element2 = UInt(Elem[operand2, 2 * s + i, esize DIV 2]);
            sum = sum + element1 * element2;
        Elem[result, e, esize] = sum;
    ZAvector[vec, VL] = result;
    vec = vec + vstride;
```

Operational information

If PSTATE.DIT is 1:

- The execution time of this instruction is independent of:
 - The values of the data supplied in any of its registers.
 - The values of the NZCV flags.
- The response of this instruction to asynchronous exceptions does not vary based on:
 - The values of the data supplied in any of its registers.
 - The values of the NZCV flags.

Internal version only: aarchmrs v2025-03_rel, pseudocode v2025-03_rel ; Build timestamp: 2025-03-21T17:41

Copyright © 2010-2025 Arm Limited or its affiliates. All rights reserved. This document is Non-Confidential.

UDOT (2-way, multiple and single vector)

Multi-vector unsigned integer dot-product by vector

This instruction computes the dot product of two unsigned 16-bit integer values held in each 32-bit element of the two or four first source vectors and two unsigned 16-bit integer values in the corresponding 32-bit element of the second source vector. The widened dot product result is destructively added to the corresponding 32-bit element of the ZA single-vector groups.

The single-vector group within each half of or each quarter of the ZA array is selected by the sum of the vector select register and offset, modulo half or quarter the number of ZA array vectors.

The vector group symbol, VGx2 or VGx4, indicates that the ZA operand consists of two or four ZA single-vector groups respectively. The vector group symbol is preferred for disassembly, but optional in assembler source code.

This instruction is unpredicated.

It has encodings from 2 classes: [Two ZA single-vectors](#) and [Four ZA single-vectors](#)

Two ZA single-vectors

(FEAT_SME2)

31	30	29	28	27	26	25	24	23	22	21	20	19	18	17	16	15	14	13	12	11	10	9	8	7	6	5	4	3	2	1	0
1	1	0	0	0	0	0	1	0	1	1	0	Zm			0	Rv		1	0	1	Zn			1	1	off3					
																															U

Encoding

UDOT ZA.S[<Wv>, <offs>{, VGx2}], { <Zn1>.H-<Zn2>.H }, <Zm>.H

Decode for this encoding

```
if !IsFeatureImplemented(FEAT_SME2) then EndOfDecode(Decode_UNDEF);
constant integer v = UInt('010':Rv);
constant integer esize = 32;
constant integer n = UInt(Zn);
constant integer m = UInt('0':Zm);
constant integer offset = UInt(off3);
constant integer nreg = 2;
```

Four ZA single-vectors

(FEAT_SME2)

31	30	29	28	27	26	25	24	23	22	21	20	19	18	17	16	15	14	13	12	11	10	9	8	7	6	5	4	3	2	1	0
1	1	0	0	0	0	0	1	0	1	1	1	Zm			0	Rv		1	0	1	Zn			1	1	off3					
																															U

Encoding

UDOT ZA.S[<Wv>, <offs>{, VGx4}], { <Zn1>.H-<Zn4>.H }, <Zm>.H

Decode for this encoding

```
if !IsFeatureImplemented(FEAT_SME2) then EndOfDecode(Decode_UNDEF);
constant integer v = UInt('010':Rv);
constant integer esize = 32;
constant integer n = UInt(Zn);
constant integer m = UInt('0':Zm);
constant integer offset = UInt(off3);
constant integer nreg = 4;
```

Assembler Symbols

<Wv> Is the 32-bit name of the vector select register W8-W11, encoded in the "Rv" field.

<offs>	Is the vector select offset, in the range 0 to 7, encoded in the "off3" field.
<Zn1>	Is the name of the first scalable vector register of the first source multi-vector group, encoded as "Zn".
<Zn2>	Is the name of the second scalable vector register of the first source multi-vector group, encoded as "Zn" plus 1 modulo 32.
<Zm>	Is the name of the second source scalable vector register Z0-Z15, encoded in the "Zm" field.
<Zn4>	Is the name of the fourth scalable vector register of the first source multi-vector group, encoded as "Zn" plus 3 modulo 32.

Operation

```

CheckStreamingSVEAndZAEEnabled();
constant integer VL = CurrentVL;
constant integer elements = VL DIV esize;
constant integer vectors = VL DIV 8;
constant integer vstride = vectors DIV nreg;
constant bits(32) vbase = X[v, 32];
integer vec = (UInt(vbase) + offset) MOD vstride;
bits(VL) result;

for r = 0 to nreg-1
    constant bits(VL) operand1 = Z[(n+r) MOD 32, VL];
    constant bits(VL) operand2 = Z[m, VL];
    constant bits(VL) operand3 = ZAvector[vec, VL];
    for e = 0 to elements-1
        bits(esize) sum = Elem[operand3, e, esize];
        for i = 0 to 1
            constant integer element1 = UInt(Elem[operand1, 2 * e + i, esize DIV 2]);
            constant integer element2 = UInt(Elem[operand2, 2 * e + i, esize DIV 2]);
            sum = sum + element1 * element2;
        Elem[result, e, esize] = sum;
    ZAvector[vec, VL] = result;
    vec = vec + vstride;

```

Operational information

If PSTATE.DIT is 1:

- The execution time of this instruction is independent of:
 - The values of the data supplied in any of its registers.
 - The values of the NZCV flags.
- The response of this instruction to asynchronous exceptions does not vary based on:
 - The values of the data supplied in any of its registers.
 - The values of the NZCV flags.

Internal version only: aarchmrs v2025-03_rel, pseudocode v2025-03_rel ; Build timestamp: 2025-03-21T17:41

Copyright © 2010-2025 Arm Limited or its affiliates. All rights reserved. This document is Non-Confidential.

UDOT (2-way, multiple vectors)

Multi-vector unsigned integer dot-product

This instruction computes the dot product of two unsigned 16-bit integer values held in each 32-bit element of the two or four first source vectors and two unsigned 16-bit integer values in the corresponding 32-bit element of the two or four second source vectors. The widened dot product result is destructively added to the corresponding 32-bit element of the ZA single-vector groups.

The single-vector group within each half of or each quarter of the ZA array is selected by the sum of the vector select register and offset, modulo half or quarter the number of ZA array vectors.

The vector group symbol, VGx2 or VGx4, indicates that the ZA operand consists of two or four ZA single-vector groups respectively. The vector group symbol is preferred for disassembly, but optional in assembler source code.

This instruction is unpredicated.

It has encodings from 2 classes: [Two ZA single-vectors](#) and [Four ZA single-vectors](#)

Two ZA single-vectors

(FEAT_SME2)

31	30	29	28	27	26	25	24	23	22	21	20	19	18	17	16	15	14	13	12	11	10	9	8	7	6	5	4	3	2	1	0
1	1	0	0	0	0	0	1	1	1	1	Zm				0	0	Rv		1	0	1	Zn				0	1	1	off3		
																												U			

Encoding

UDOT ZA.S[<Wv>, <offs>{, VGx2}], { <Zn1>.H-<Zn2>.H }, { <Zm1>.H-<Zm2>.H }

Decode for this encoding

```
if !IsFeatureImplemented(FEAT_SME2) then EndOfDecode(Decode_UNDEF);
constant integer v = UInt('010':Rv);
constant integer esize = 32;
constant integer n = UInt(Zn:'0');
constant integer m = UInt(Zm:'0');
constant integer offset = UInt(off3);
constant integer nreg = 2;
```

Four ZA single-vectors

(FEAT_SME2)

31	30	29	28	27	26	25	24	23	22	21	20	19	18	17	16	15	14	13	12	11	10	9	8	7	6	5	4	3	2	1	0	
1	1	0	0	0	0	0	1	1	1	1	Zm				0	1	0	Rv		1	0	1	Zn				0	0	1	1	off3	
																												U				

Encoding

UDOT ZA.S[<Wv>, <offs>{, VGx4}], { <Zn1>.H-<Zn4>.H }, { <Zm1>.H-<Zm4>.H }

Decode for this encoding

```
if !IsFeatureImplemented(FEAT_SME2) then EndOfDecode(Decode_UNDEF);
constant integer v = UInt('010':Rv);
constant integer esize = 32;
constant integer n = UInt(Zn:'00');
constant integer m = UInt(Zm:'00');
constant integer offset = UInt(off3);
constant integer nreg = 4;
```

Assembler Symbols

<Wv> Is the 32-bit name of the vector select register W8-W11, encoded in the "Rv" field.

<offs>	Is the vector select offset, in the range 0 to 7, encoded in the "off3" field.
<Zn1>	For the "Two ZA single-vectors" variant: is the name of the first scalable vector register of the first source multi-vector group, encoded as "Zn" times 2. For the "Four ZA single-vectors" variant: is the name of the first scalable vector register of the first source multi-vector group, encoded as "Zn" times 4.
<Zn2>	Is the name of the second scalable vector register of the first source multi-vector group, encoded as "Zn" times 2 plus 1.
<Zm1>	For the "Two ZA single-vectors" variant: is the name of the first scalable vector register of the second source multi-vector group, encoded as "Zm" times 2. For the "Four ZA single-vectors" variant: is the name of the first scalable vector register of the second source multi-vector group, encoded as "Zm" times 4.
<Zm2>	Is the name of the second scalable vector register of the second source multi-vector group, encoded as "Zm" times 2 plus 1.
<Zn4>	Is the name of the fourth scalable vector register of the first source multi-vector group, encoded as "Zn" times 4 plus 3.
<Zm4>	Is the name of the fourth scalable vector register of the second source multi-vector group, encoded as "Zm" times 4 plus 3.

Operation

```

CheckStreamingSVEAndZAAEnabled();
constant integer VL = CurrentVL;
constant integer elements = VL DIV esize;
constant integer vectors = VL DIV 8;
constant integer vstride = vectors DIV nreg;
constant bits(32) vbase = X[v, 32];
integer vec = (UInt(vbase) + offset) MOD vstride;
bits(VL) result;

for r = 0 to nreg-1
    constant bits(VL) operand1 = Z[n+r, VL];
    constant bits(VL) operand2 = Z[m+r, VL];
    constant bits(VL) operand3 = ZAvector[vec, VL];
    for e = 0 to elements-1
        bits(esize) sum = Elem[operand3, e, esize];
        for i = 0 to 1
            constant integer element1 = UInt(Elem[operand1, 2 * e + i, esize DIV 2]);
            constant integer element2 = UInt(Elem[operand2, 2 * e + i, esize DIV 2]);
            sum = sum + element1 * element2;
        Elem[result, e, esize] = sum;
    ZAvector[vec, VL] = result;
    vec = vec + vstride;

```

Operational information

If PSTATE.DIT is 1:

- The execution time of this instruction is independent of:
 - The values of the data supplied in any of its registers.
 - The values of the NZCV flags.
- The response of this instruction to asynchronous exceptions does not vary based on:
 - The values of the data supplied in any of its registers.
 - The values of the NZCV flags.

Internal version only: aarchmrs v2025-03_rel, pseudocode v2025-03_rel ; Build timestamp: 2025-03-21T17:41

Copyright © 2010-2025 Arm Limited or its affiliates. All rights reserved. This document is Non-Confidential.

UDOT (4-way, multiple and indexed vector)

Multi-vector unsigned integer dot-product by indexed element

This instruction computes the dot product of four unsigned 8-bit or 16-bit integer values held in each 32-bit or 64-bit element of the two or four first source vectors and four unsigned 8-bit or 16-bit integer values in the corresponding indexed 32-bit or 64-bit element of the second source vector. The widened dot product result is destructively added to the corresponding 32-bit or 64-bit element of the ZA single-vector groups.

The groups within the second source vector are specified using an immediate element index which selects the same group position within each 128-bit vector segment. The index range is from 0 to one less than the number of groups per 128-bit segment.

The single-vector group within each half of or each quarter of the ZA array is selected by the sum of the vector select register and offset, modulo half or quarter the number of ZA array vectors.

The vector group symbol, VGx2 or VGx4, indicates that the ZA operand consists of two or four ZA single-vector groups respectively. The vector group symbol is preferred for disassembly, but optional in assembler source code.

This instruction is unpredicated.

ID_AA64SMFR0_EL1.I16I64 indicates whether the 16-bit integer variant is implemented.

It has encodings from 4 classes: [Two ZA single-vectors of 32-bit elements](#) , [Two ZA single-vectors of 64-bit elements](#) , [Four ZA single-vectors of 32-bit elements](#) and [Four ZA single-vectors of 64-bit elements](#)

Two ZA single-vectors of 32-bit elements (FEAT_SME2)

31	30	29	28	27	26	25	24	23	22	21	20	19	18	17	16	15	14	13	12	11	10	9	8	7	6	5	4	3	2	1	0
1	1	0	0	0	0	0	1	0	1	0	1	Zm				0	Rv	1	i2	Zn				1	1	0	off3				
																		op				U									

Encoding

```
UDOT ZA.S[<Wv>, <offs>{, VGx2}], { <Zn1>.B-<Zn2>.B }, <Zm>.B[<index>]
```

Decode for this encoding

```
if !IsFeatureImplemented(FEAT_SME2) then EndOfDecode(Decode_UNDEF);
constant integer v = UInt('010':Rv);
constant integer esize = 32;
constant integer n = UInt(Zn:'0');
constant integer m = UInt('0':Zm);
constant integer offset = UInt(off3);
constant integer index = UInt(i2);
constant integer nreg = 2;
```

Two ZA single-vectors of 64-bit elements (FEAT_SME2 && FEAT_SME_I16I64)

31	30	29	28	27	26	25	24	23	22	21	20	19	18	17	16	15	14	13	12	11	10	9	8	7	6	5	4	3	2	1	0
1	1	0	0	0	0	0	1	1	1	0	1	Zm				0	Rv	0	0	i1	Zn				0	1	1	off3			
																						U									

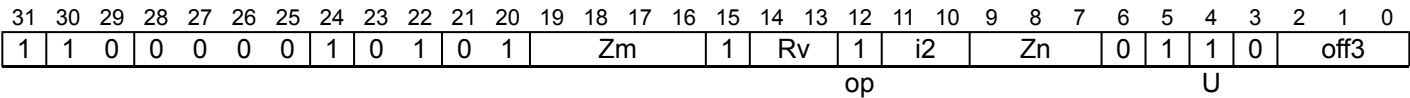
Encoding

UDOT ZA.D[<Wv>, <offs>{, VGx2}], { <Zn1>.H-<Zn2>.H }, <Zm>.H[<index>]

Decode for this encoding

```
if !(IsFeatureImplemented(FEAT_SME2) && IsFeatureImplemented(FEAT_SME_I16I64)) then
    EndOfDecode(Decode_UNDEF);
constant integer v = UInt('010':Rv);
constant integer esize = 64;
constant integer n = UInt(Zn:'0');
constant integer m = UInt('0':Zm);
constant integer offset = UInt(off3);
constant integer index = UInt(i1);
constant integer nreg = 2;
```

Four ZA single-vectors of 32-bit elements
(FEAT_SME2)



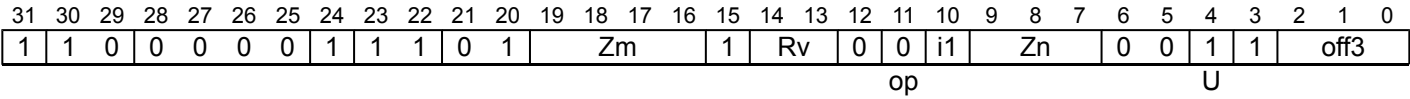
Encoding

UDOT ZA.S[<Wv>, <offs>{, VGx4}], { <Zn1>.B-<Zn4>.B }, <Zm>.B[<index>]

Decode for this encoding

```
if !IsFeatureImplemented(FEAT_SME2) then EndOfDecode(Decode_UNDEF);
constant integer v = UInt('010':Rv);
constant integer esize = 32;
constant integer n = UInt(Zn:'00');
constant integer m = UInt('0':Zm);
constant integer offset = UInt(off3);
constant integer index = UInt(i2);
constant integer nreg = 4;
```

Four ZA single-vectors of 64-bit elements
(FEAT_SME2 && FEAT_SME_I16I64)



Encoding

UDOT ZA.D[<Wv>, <offs>{, VGx4}], { <Zn1>.H-<Zn4>.H }, <Zm>.H[<index>]

Decode for this encoding

```
if !(IsFeatureImplemented(FEAT_SME2) && IsFeatureImplemented(FEAT_SME_I16I64)) then
    EndOfDecode(Decode_UNDEF);
constant integer v = UInt('010':Rv);
constant integer esize = 64;
constant integer n = UInt(Zn:'00');
constant integer m = UInt('0':Zm);
constant integer offset = UInt(off3);
constant integer index = UInt(i1);
constant integer nreg = 4;
```

Assembler Symbols

<Wv>	Is the 32-bit name of the vector select register W8-W11, encoded in the "Rv" field.
<offs>	Is the vector select offset, in the range 0 to 7, encoded in the "off3" field.
<Zn1>	For the "Two ZA single-vectors of 32-bit elements" and "Two ZA single-vectors of 64-bit elements" variants: is the name of the first scalable vector register of the first source multi-vector group, encoded as "Zn" times 2. For the "Four ZA single-vectors of 32-bit elements" and "Four ZA single-vectors of 64-bit elements" variants: is the name of the first scalable vector register of the first source multi-vector group, encoded as "Zn" times 4.
<Zn2>	Is the name of the second scalable vector register of the first source multi-vector group, encoded as "Zn" times 2 plus 1.
<Zm>	Is the name of the second source scalable vector register Z0-Z15, encoded in the "Zm" field.
<index>	For the "Four ZA single-vectors of 32-bit elements" and "Two ZA single-vectors of 32-bit elements" variants: is the immediate index of a 32-bit group of four 8-bit values within each 128-bit vector segment, in the range 0 to 3, encoded in the "i2" field. For the "Four ZA single-vectors of 64-bit elements" and "Two ZA single-vectors of 64-bit elements" variants: is the immediate index of a 64-bit group of four 16-bit values within each 128-bit vector segment, in the range 0 to 1, encoded in the "i1" field.
<Zn4>	Is the name of the fourth scalable vector register of the first source multi-vector group, encoded as "Zn" times 4 plus 3.

Operation

```
CheckStreamingSVEAndZAAEnabled();
constant integer VL = CurrentVL;
constant integer elements = VL DIV esize;
constant integer vectors = VL DIV 8;
constant integer vstride = vectors DIV nreg;
constant integer eltspersegment = 128 DIV esize;
constant bits(32) vbase = X[v, 32];
integer vec = (UInt(vbase) + offset) MOD vstride;
bits(VL) result;

for r = 0 to nreg-1
    constant bits(VL) operand1 = Z[n+r, VL];
    constant bits(VL) operand2 = Z[m, VL];
    constant bits(VL) operand3 = ZAvector[vec, VL];
    for e = 0 to elements-1
        bits(esize) sum = Elem[operand3, e, esize];
        constant integer segmentbase = e - (e MOD eltspersegment);
        constant integer s = segmentbase + index;
        for i = 0 to 3
            constant integer element1 = UInt(Elem[operand1, 4 * e + i, esize DIV 4]);
            constant integer element2 = UInt(Elem[operand2, 4 * s + i, esize DIV 4]);
            sum = sum + element1 * element2;
        Elem[result, e, esize] = sum;
    ZAvector[vec, VL] = result;
    vec = vec + vstride;
```

Operational information

If PSTATE.DIT is 1:

- The execution time of this instruction is independent of:
 - The values of the data supplied in any of its registers.
 - The values of the NZCV flags.
- The response of this instruction to asynchronous exceptions does not vary based on:
 - The values of the data supplied in any of its registers.
 - The values of the NZCV flags.

Internal version only: aarchmrs v2025-03_rel, pseudocode v2025-03_rel ; Build timestamp: 2025-03-21T17:41

Copyright © 2010-2025 Arm Limited or its affiliates. All rights reserved. This document is Non-Confidential.

UDOT (4-way, multiple and single vector)

Multi-vector unsigned integer dot-product by vector

This instruction computes the dot product of four unsigned 8-bit or 16-bit integer values held in each 32-bit or 64-bit element of the two or four first source vectors and four unsigned 8-bit or 16-bit integer values in the corresponding 32-bit or 64-bit element of the second source vector. The widened dot product result is destructively added to the corresponding 32-bit or 64-bit element of the ZA single-vector groups.

The single-vector group within each half of or each quarter of the ZA array is selected by the sum of the vector select register and offset, modulo half or quarter the number of ZA array vectors.

The vector group symbol, VGx2 or VGx4, indicates that the ZA operand consists of two or four ZA single-vector groups respectively. The vector group symbol is preferred for disassembly, but optional in assembler source code.

This instruction is unpredicated.

ID_AA64SMFR0_EL1.I16I64 indicates whether the 16-bit integer variant is implemented.

It has encodings from 2 classes: [Two ZA single-vectors](#) and [Four ZA single-vectors](#)

Two ZA single-vectors (FEAT_SME2)

31	30	29	28	27	26	25	24	23	22	21	20	19	18	17	16	15	14	13	12	11	10	9	8	7	6	5	4	3	2	1	0
1	1	0	0	0	0	0	1	0	sz	1	0	Zm			0	Rv		1	0	1	Zn			1	0	off3			U		

Encoding

UDOT ZA.<T>[<Wv>, <offs>{, VGx2}], { <Zn1>.<Tb>-<Zn2>.<Tb> }, <Zm>.<Tb>

Decode for this encoding

```
if !IsFeatureImplemented(FEAT_SME2) then EndOfDecode(Decode_UNDEF);
if sz == '1' && !IsFeatureImplemented(FEAT_SME_I16I64) then EndOfDecode(Decode_UNDEF);
constant integer v = UInt('010':Rv);
constant integer esize = 32 << UInt(sz);
constant integer n = UInt(Zn);
constant integer m = UInt('0':Zm);
constant integer offset = UInt(off3);
constant integer nreg = 2;
```

Four ZA single-vectors (FEAT_SME2)

31	30	29	28	27	26	25	24	23	22	21	20	19	18	17	16	15	14	13	12	11	10	9	8	7	6	5	4	3	2	1	0
1	1	0	0	0	0	0	1	0	sz	1	1	Zm			0	Rv		1	0	1	Zn			1	0	off3			U		

Encoding

UDOT ZA.<T>[<Wv>, <offs>{, VGx4}], { <Zn1>.<Tb>-<Zn4>.<Tb> }, <Zm>.<Tb>

Decode for this encoding

```
if !IsFeatureImplemented(FEAT_SME2) then EndOfDecode(Decode_UNDEF);
if sz == '1' && !IsFeatureImplemented(FEAT_SME_I16I64) then EndOfDecode(Decode_UNDEF);
constant integer v = UInt('010':Rv);
constant integer esize = 32 << UInt(sz);
constant integer n = UInt(Zn);
constant integer m = UInt('0':Zm);
constant integer offset = UInt(off3);
constant integer nreg = 4;
```


Assembler Symbols

<T> Is the size specifier, encoded in “sz”:

sz	<T>
0	S
1	D

<Wv> Is the 32-bit name of the vector select register W8-W11, encoded in the "Rv" field.

<offs> Is the vector select offset, in the range 0 to 7, encoded in the "off3" field.

<Zn1> Is the name of the first scalable vector register of the first source multi-vector group, encoded as "Zn".

<Tb> Is the size specifier, encoded in “sz”:

sz	<Tb>
0	B
1	H

<Zn2> Is the name of the second scalable vector register of the first source multi-vector group, encoded as "Zn" plus 1 modulo 32.

<Zm> Is the name of the second source scalable vector register Z0-Z15, encoded in the "Zm" field.

<Zn4> Is the name of the fourth scalable vector register of the first source multi-vector group, encoded as "Zn" plus 3 modulo 32.

Operation

```
CheckStreamingSVEAndZAAEnabled();
constant integer VL = CurrentVL;
constant integer elements = VL DIV esize;
constant integer vectors = VL DIV 8;
constant integer vstride = vectors DIV nreg;
constant bits(32) vbase = X[v, 32];
integer vec = (UInt(vbase) + offset) MOD vstride;
bits(VL) result;

for r = 0 to nreg-1
    constant bits(VL) operand1 = Z[(n+r) MOD 32, VL];
    constant bits(VL) operand2 = Z[m, VL];
    constant bits(VL) operand3 = ZAvector[vec, VL];
    for e = 0 to elements-1
        bits(esize) sum = Elem[operand3, e, esize];
        for i = 0 to 3
            constant integer element1 = UInt(Elem[operand1, 4 * e + i, esize DIV 4]);
            constant integer element2 = UInt(Elem[operand2, 4 * e + i, esize DIV 4]);
            sum = sum + element1 * element2;
        Elem[result, e, esize] = sum;
    ZAvector[vec, VL] = result;
    vec = vec + vstride;
```

Operational information

- If PSTATE.DIT is 1:
- The execution time of this instruction is independent of:
 - The values of the data supplied in any of its registers.
 - The values of the NZCV flags.
 - The response of this instruction to asynchronous exceptions does not vary based on:
 - The values of the data supplied in any of its registers.
 - The values of the NZCV flags.

UDOT (4-way, multiple vectors)

Multi-vector unsigned integer dot-product

This instruction computes the dot product of four unsigned 8-bit or 16-bit integer values held in each 32-bit or 64-bit element of the two or four first source vectors and four unsigned 8-bit or 16-bit integer values in the corresponding 32-bit or 64-bit element of the two or four second source vectors. The widened dot product result is destructively added to the corresponding 32-bit or 64-bit element of the ZA single-vector groups.

The single-vector group within each half of or each quarter of the ZA array is selected by the sum of the vector select register and offset, modulo half or quarter the number of ZA array vectors.

The vector group symbol, VGx2 or VGx4, indicates that the ZA operand consists of two or four ZA single-vector groups respectively. The vector group symbol is preferred for disassembly, but optional in assembler source code.

This instruction is unpredicated.

ID_AA64SMFR0_EL1.I16I64 indicates whether the 16-bit integer variant is implemented.

It has encodings from 2 classes: [Two ZA single-vectors](#) and [Four ZA single-vectors](#)

Two ZA single-vectors (FEAT_SME2)

31	30	29	28	27	26	25	24	23	22	21	20	19	18	17	16	15	14	13	12	11	10	9	8	7	6	5	4	3	2	1	0
1	1	0	0	0	0	0	1	1	sz	1	Zm			0		0	Rv		1		0	1	Zn			0		1	0	off3	
U																															

Encoding

UDOT ZA.<T>[<Wv>, <offs>{, VGx2}], { <Zn1>.<Tb>-<Zn2>.<Tb> }, { <Zm1>.<Tb>-<Zm2>.<Tb> }

Decode for this encoding

```
if !IsFeatureImplemented(FEAT_SME2) then EndOfDecode(Decode_UNDEF);
if sz == '1' && !IsFeatureImplemented(FEAT_SME_I16I64) then EndOfDecode(Decode_UNDEF);
constant integer v = UInt('010':Rv);
constant integer esize = 32 << UInt(sz);
constant integer n = UInt(Zn:'0');
constant integer m = UInt(Zm:'0');
constant integer offset = UInt(off3);
constant integer nreg = 2;
```

Four ZA single-vectors (FEAT_SME2)

31	30	29	28	27	26	25	24	23	22	21	20	19	18	17	16	15	14	13	12	11	10	9	8	7	6	5	4	3	2	1	0
1	1	0	0	0	0	0	1	1	sz	1		Zm		0	1	0		Rv		1	0	1		Zn		0	0	1	0		off3
U																															

Encoding

UDOT ZA.<T>[<Wv>, <offs>{, VGx4}], { <Zn1>.<Tb>-<Zn4>.<Tb> }, { <Zm1>.<Tb>-<Zm4>.<Tb> }

Decode for this encoding

```
if !IsFeatureImplemented(FEAT_SME2) then EndOfDecode(Decode_UNDEF);
if sz == '1' && !IsFeatureImplemented(FEAT_SME_I16I64) then EndOfDecode(Decode_UNDEF);
constant integer v = UInt('010':Rv);
constant integer esize = 32 << UInt(sz);
constant integer n = UInt(Zn:'00');
constant integer m = UInt(Zm:'00');
constant integer offset = UInt(off3);
constant integer nreg = 4;
```

Assembler Symbols

<T> Is the size specifier, encoded in “sz”:

sz	<T>
0	S
1	D

<Wv> Is the 32-bit name of the vector select register W8-W11, encoded in the "Rv" field.

<offs> Is the vector select offset, in the range 0 to 7, encoded in the "off3" field.

<Zn1> For the "Two ZA single-vectors" variant: is the name of the first scalable vector register of the first source multi-vector group, encoded as "Zn" times 2.

For the "Four ZA single-vectors" variant: is the name of the first scalable vector register of the first source multi-vector group, encoded as "Zn" times 4.

<Tb> Is the size specifier, encoded in “sz”:

sz	<Tb>
0	B
1	H

<Zn2> Is the name of the second scalable vector register of the first source multi-vector group, encoded as "Zn" times 2 plus 1.

<Zm1> For the "Two ZA single-vectors" variant: is the name of the first scalable vector register of the second source multi-vector group, encoded as "Zm" times 2.

For the "Four ZA single-vectors" variant: is the name of the first scalable vector register of the second source multi-vector group, encoded as "Zm" times 4.

<Zm2> Is the name of the second scalable vector register of the second source multi-vector group, encoded as "Zm" times 2 plus 1.

<Zn4> Is the name of the fourth scalable vector register of the first source multi-vector group, encoded as "Zn" times 4 plus 3.

<Zm4> Is the name of the fourth scalable vector register of the second source multi-vector group, encoded as "Zm" times 4 plus 3.

Operation

```
CheckStreamingSVEAndZAAEnabled();
constant integer VL = CurrentVL;
constant integer elements = VL DIV esize;
constant integer vectors = VL DIV 8;
constant integer vstride = vectors DIV nreg;
constant bits(32) vbase = X[v, 32];
integer vec = (UInt(vbase) + offset) MOD vstride;
bits(VL) result;

for r = 0 to nreg-1
    constant bits(VL) operand1 = Z[n+r, VL];
    constant bits(VL) operand2 = Z[m+r, VL];
    constant bits(VL) operand3 = ZAvector[vec, VL];
    for e = 0 to elements-1
        bits(esize) sum = Elem[operand3, e, esize];
        for i = 0 to 3
            constant integer element1 = UInt(Elem[operand1, 4 * e + i, esize DIV 4]);
            constant integer element2 = UInt(Elem[operand2, 4 * e + i, esize DIV 4]);
            sum = sum + element1 * element2;
        Elem[result, e, esize] = sum;
    ZAvector[vec, VL] = result;
    vec = vec + vstride;
```

Operational information

- If PSTATE.DIT is 1:
- The execution time of this instruction is independent of:
 - The values of the data supplied in any of its registers.
 - The values of the NZCV flags.
 - The response of this instruction to asynchronous exceptions does not vary based on:

- The values of the data supplied in any of its registers.
- The values of the NZCV flags.

Internal version only: aarchmrs v2025-03_rel, pseudocode v2025-03_rel ; Build timestamp: 2025-03-21T17:41

Copyright © 2010-2025 Arm Limited or its affiliates. All rights reserved. This document is Non-Confidential.

UMAX (multiple and single vector)

Multi-vector unsigned maximum by vector

This instruction determines the unsigned maximum of elements of the second source vector and the corresponding elements of the two or four first source vectors and destructively places the results in the corresponding elements of the two or four first source vectors.

This instruction is unpredicated.

It has encodings from 2 classes: [Two registers](#) and [Four registers](#)

Two registers (FEAT_SME2)

31	30	29	28	27	26	25	24	23	22	21	20	19	18	17	16	15	14	13	12	11	10	9	8	7	6	5	4	3	2	1	0
1	1	0	0	0	0	0	1	size	1	0	Zm				1	0	1	0	0	0	0	0	0	0	0	0	Zdn				1
op																											U				

Encoding

UMAX { <Zdn1>.<T>-<Zdn2>.<T> }, { <Zdn1>.<T>-<Zdn2>.<T> }, <Zm>.<T>

Decode for this encoding

```
if !IsFeatureImplemented(FEAT_SME2) then EndOfDecode(Decode_UNDEF);
constant integer esize = 8 << UInt(size);
constant integer dn = UInt(Zdn:'0');
constant integer m = UInt('0':Zm);
constant integer nreg = 2;
constant boolean unsigned = TRUE;
```

Four registers (FEAT_SME2)

31	30	29	28	27	26	25	24	23	22	21	20	19	18	17	16	15	14	13	12	11	10	9	8	7	6	5	4	3	2	1	0
1	1	0	0	0	0	0	1	size	1	0	Zm				1	0	1	0	1	0	0	0	0	0	0	0	Zdn			0	1
op																											U				

Encoding

UMAX { <Zdn1>.<T>-<Zdn4>.<T> }, { <Zdn1>.<T>-<Zdn4>.<T> }, <Zm>.<T>

Decode for this encoding

```
if !IsFeatureImplemented(FEAT_SME2) then EndOfDecode(Decode_UNDEF);
constant integer esize = 8 << UInt(size);
constant integer dn = UInt(Zdn:'00');
constant integer m = UInt('0':Zm);
constant integer nreg = 4;
constant boolean unsigned = TRUE;
```

Assembler Symbols

- <Zdn1>
- For the "Two registers" variant: is the name of the first scalable vector register of the destination and first source multi-vector group, encoded as "Zdn" times 2.

For the "Four registers" variant: is the name of the first scalable vector register of the destination and first source multi-vector group, encoded as "Zdn" times 4.
- <T>
- Is the size specifier, encoded in "size":

size	<T>
00	B
01	H
10	S
11	D

- <Zdn2> Is the name of the second scalable vector register of the destination and first source multi-vector group, encoded as "Zdn" times 2 plus 1.
- <Zm> Is the name of the second source scalable vector register Z0-Z15, encoded in the "Zm" field.
- <Zdn4> Is the name of the fourth scalable vector register of the destination and first source multi-vector group, encoded as "Zdn" times 4 plus 3.

Operation

```

CheckStreamingSVEEnabled();
constant integer VL = CurrentVL;
constant integer elements = VL DIV esize;
array [0..3] of bits(VL) results;

for r = 0 to nreg-1
    constant bits(VL) operand1 = Z[dn+r, VL];
    constant bits(VL) operand2 = Z[m, VL];
    for e = 0 to elements-1
        constant integer element1 = Int(Elem[operand1, e, esize], unsigned);
        constant integer element2 = Int(Elem[operand2, e, esize], unsigned);
        constant integer res = Max(element1, element2);
        Elem[results[r], e, esize] = res<esize-1:0>;

for r = 0 to nreg-1
    Z[dn+r, VL] = results[r];

```

Operational information

If PSTATE.DIT is 1:

- The execution time of this instruction is independent of:
 - The values of the data supplied in any of its registers.
 - The values of the NZCV flags.
- The response of this instruction to asynchronous exceptions does not vary based on:
 - The values of the data supplied in any of its registers.
 - The values of the NZCV flags.

Internal version only: aarchmrs v2025-03_rel, pseudocode v2025-03_rel ; Build timestamp: 2025-03-21T17:41

Copyright © 2010-2025 Arm Limited or its affiliates. All rights reserved. This document is Non-Confidential.

UMAX (multiple vectors)

Multi-vector unsigned maximum

This instruction determines the unsigned maximum of elements of the two or four second source vectors and the corresponding elements of the two or four first source vectors and destructively places the results in the corresponding elements of the two or four first source vectors.

This instruction is unpredicated.

It has encodings from 2 classes: [Two registers](#) and [Four registers](#)

Two registers

(FEAT_SME2)

31	30	29	28	27	26	25	24	23	22	21	20	19	18	17	16	15	14	13	12	11	10	9	8	7	6	5	4	3	2	1	0
1	1	0	0	0	0	0	1	size	1	Zm			0	1	0	1	1	0	0	0	0	0	0	0	0	Zdn			1		
opc																									U						

Encoding

```
UMAX { <Zdn1>.<T>-<Zdn2>.<T> }, { <Zdn1>.<T>-<Zdn2>.<T> }, { <Zm1>.<T>-<Zm2>.<T> }
```

Decode for this encoding

```
if !IsFeatureImplemented(FEAT_SME2) then EndOfDecode(Decode_UNDEF);
constant integer esize = 8 << UInt(size);
constant integer dn = UInt(Zdn:'0');
constant integer m = UInt(Zm:'0');
constant integer nreg = 2;
constant boolean unsigned = TRUE;
```

Four registers

(FEAT_SME2)

31	30	29	28	27	26	25	24	23	22	21	20	19	18	17	16	15	14	13	12	11	10	9	8	7	6	5	4	3	2	1	0
1	1	0	0	0	0	0	1	size	1	Zm			0	0	1	0	1	1	1	0	0	0	0	0	0	Zdn			0	1	
opc																									U						

Encoding

```
UMAX { <Zdn1>.<T>-<Zdn4>.<T> }, { <Zdn1>.<T>-<Zdn4>.<T> }, { <Zm1>.<T>-<Zm4>.<T> }
```

Decode for this encoding

```
if !IsFeatureImplemented(FEAT_SME2) then EndOfDecode(Decode_UNDEF);
constant integer esize = 8 << UInt(size);
constant integer dn = UInt(Zdn:'00');
constant integer m = UInt(Zm:'00');
constant integer nreg = 4;
constant boolean unsigned = TRUE;
```

Assembler Symbols

<Zdn1> For the "Two registers" variant: is the name of the first scalable vector register of the destination and first source multi-vector group, encoded as "Zdn" times 2.

For the "Four registers" variant: is the name of the first scalable vector register of the destination and first source multi-vector group, encoded as "Zdn" times 4.

<T> Is the size specifier, encoded in "size":

size	<T>
00	B
01	H
10	S
11	D

- <Zdn2> Is the name of the second scalable vector register of the destination and first source multi-vector group, encoded as "Zdn" times 2 plus 1.
- <Zm1> For the "Two registers" variant: is the name of the first scalable vector register of the second source multi-vector group, encoded as "Zm" times 2.
For the "Four registers" variant: is the name of the first scalable vector register of the second source multi-vector group, encoded as "Zm" times 4.
- <Zm2> Is the name of the second scalable vector register of the second source multi-vector group, encoded as "Zm" times 2 plus 1.
- <Zdn4> Is the name of the fourth scalable vector register of the destination and first source multi-vector group, encoded as "Zdn" times 4 plus 3.
- <Zm4> Is the name of the fourth scalable vector register of the second source multi-vector group, encoded as "Zm" times 4 plus 3.

Operation

```

CheckStreamingSVEEnabled();
constant integer VL = CurrentVL;
constant integer elements = VL DIV esize;
array [0..3] of bits(VL) results;

for r = 0 to nreg-1
    constant bits(VL) operand1 = Z[dn+r, VL];
    constant bits(VL) operand2 = Z[m+r, VL];
    for e = 0 to elements-1
        constant integer element1 = Int(Elem[operand1, e, esize], unsigned);
        constant integer element2 = Int(Elem[operand2, e, esize], unsigned);
        constant integer res = Max(element1, element2);
        Elem[results[r], e, esize] = res<esize-1:0>;

for r = 0 to nreg-1
    Z[dn+r, VL] = results[r];

```

Operational information

If PSTATE.DIT is 1:

- The execution time of this instruction is independent of:
 - The values of the data supplied in any of its registers.
 - The values of the NZCV flags.
- The response of this instruction to asynchronous exceptions does not vary based on:
 - The values of the data supplied in any of its registers.
 - The values of the NZCV flags.

Internal version only: aarchmrs v2025-03_rel, pseudocode v2025-03_rel ; Build timestamp: 2025-03-21T17:41

Copyright © 2010-2025 Arm Limited or its affiliates. All rights reserved. This document is Non-Confidential.

UMIN (multiple and single vector)

Multi-vector unsigned minimum by vector

This instruction determines the unsigned minimum of elements of the second source vector and the corresponding elements of the two or four first source vectors and destructively places the results in the corresponding elements of the two or four first source vectors.

This instruction is unpredicated.

It has encodings from 2 classes: [Two registers](#) and [Four registers](#)

Two registers (FEAT_SME2)

31	30	29	28	27	26	25	24	23	22	21	20	19	18	17	16	15	14	13	12	11	10	9	8	7	6	5	4	3	2	1	0
1	1	0	0	0	0	0	1	size	1	0	Zm				1	0	1	0	0	0	0	0	0	0	0	1	Zdn				1
op																											U				

Encoding

UMIN { <Zdn1>.<T>-<Zdn2>.<T> }, { <Zdn1>.<T>-<Zdn2>.<T> }, <Zm>.<T>

Decode for this encoding

```
if !IsFeatureImplemented(FEAT_SME2) then EndOfDecode(Decode_UNDEF);
constant integer esize = 8 << UInt(size);
constant integer dn = UInt(Zdn:'0');
constant integer m = UInt('0':Zm);
constant integer nreg = 2;
constant boolean unsigned = TRUE;
```

Four registers (FEAT_SME2)

31	30	29	28	27	26	25	24	23	22	21	20	19	18	17	16	15	14	13	12	11	10	9	8	7	6	5	4	3	2	1	0
1	1	0	0	0	0	0	1	size	1	0	Zm				1	0	1	0	1	0	0	0	0	0	0	1	Zdn			0	1
op																											U				

Encoding

UMIN { <Zdn1>.<T>-<Zdn4>.<T> }, { <Zdn1>.<T>-<Zdn4>.<T> }, <Zm>.<T>

Decode for this encoding

```
if !IsFeatureImplemented(FEAT_SME2) then EndOfDecode(Decode_UNDEF);
constant integer esize = 8 << UInt(size);
constant integer dn = UInt(Zdn:'00');
constant integer m = UInt('0':Zm);
constant integer nreg = 4;
constant boolean unsigned = TRUE;
```

Assembler Symbols

- <Zdn1>
- For the "Two registers" variant: is the name of the first scalable vector register of the destination and first source multi-vector group, encoded as "Zdn" times 2.

For the "Four registers" variant: is the name of the first scalable vector register of the destination and first source multi-vector group, encoded as "Zdn" times 4.
- <T>
- Is the size specifier, encoded in "size":

size	<T>
00	B
01	H
10	S
11	D

- <Zdn2> Is the name of the second scalable vector register of the destination and first source multi-vector group, encoded as "Zdn" times 2 plus 1.
- <Zm> Is the name of the second source scalable vector register Z0-Z15, encoded in the "Zm" field.
- <Zdn4> Is the name of the fourth scalable vector register of the destination and first source multi-vector group, encoded as "Zdn" times 4 plus 3.

Operation

```

CheckStreamingSVEEnabled();
constant integer VL = CurrentVL;
constant integer elements = VL DIV esize;
array [0..3] of bits(VL) results;

for r = 0 to nreg-1
    constant bits(VL) operand1 = Z[dn+r, VL];
    constant bits(VL) operand2 = Z[m, VL];
    for e = 0 to elements-1
        constant integer element1 = Int(Elem[operand1, e, esize], unsigned);
        constant integer element2 = Int(Elem[operand2, e, esize], unsigned);
        constant integer res = Min(element1, element2);
        Elem[results[r], e, esize] = res<esize-1:0>;

for r = 0 to nreg-1
    Z[dn+r, VL] = results[r];

```

Operational information

If PSTATE.DIT is 1:

- The execution time of this instruction is independent of:
 - The values of the data supplied in any of its registers.
 - The values of the NZCV flags.
- The response of this instruction to asynchronous exceptions does not vary based on:
 - The values of the data supplied in any of its registers.
 - The values of the NZCV flags.

Internal version only: aarchmrs v2025-03_rel, pseudocode v2025-03_rel ; Build timestamp: 2025-03-21T17:41

Copyright © 2010-2025 Arm Limited or its affiliates. All rights reserved. This document is Non-Confidential.

UMIN (multiple vectors)

Multi-vector unsigned minimum

This instruction determines the unsigned minimum of elements of the two or four second source vectors and the corresponding elements of the two or four first source vectors and destructively places the results in the corresponding elements of the two or four first source vectors.

This instruction is unpredicated.

It has encodings from 2 classes: [Two registers](#) and [Four registers](#)

Two registers (FEAT_SME2)

31	30	29	28	27	26	25	24	23	22	21	20	19	18	17	16	15	14	13	12	11	10	9	8	7	6	5	4	3	2	1	0
1	1	0	0	0	0	0	1	size	1	Zm				0	1	0	1	1	0	0	0	0	0	0	0	1	Zdn				1
																								opc						U	

Encoding

UMIN { <Zdn1>.<T>-<Zdn2>.<T> }, { <Zdn1>.<T>-<Zdn2>.<T> }, { <Zm1>.<T>-<Zm2>.<T> }

Decode for this encoding

```
if !IsFeatureImplemented(FEAT_SME2) then EndOfDecode(Decode_UNDEF);
constant integer esize = 8 << UInt(size);
constant integer dn = UInt(Zdn:'0');
constant integer m = UInt(Zm:'0');
constant integer nreg = 2;
constant boolean unsigned = TRUE;
```

Four registers (FEAT_SME2)

31	30	29	28	27	26	25	24	23	22	21	20	19	18	17	16	15	14	13	12	11	10	9	8	7	6	5	4	3	2	1	0	
1	1	0	0	0	0	0	1	size	1	Zm				0	0	1	0	1	1	1	0	0	0	0	0	1	Zdn				0	1
																								opc						U		

Encoding

UMIN { <Zdn1>.<T>-<Zdn4>.<T> }, { <Zdn1>.<T>-<Zdn4>.<T> }, { <Zm1>.<T>-<Zm4>.<T> }

Decode for this encoding

```
if !IsFeatureImplemented(FEAT_SME2) then EndOfDecode(Decode_UNDEF);
constant integer esize = 8 << UInt(size);
constant integer dn = UInt(Zdn:'00');
constant integer m = UInt(Zm:'00');
constant integer nreg = 4;
constant boolean unsigned = TRUE;
```

Assembler Symbols

- <Zdn1>
- For the "Two registers" variant: is the name of the first scalable vector register of the destination and first source multi-vector group, encoded as "Zdn" times 2.
- For the "Four registers" variant: is the name of the first scalable vector register of the destination and first source multi-vector group, encoded as "Zdn" times 4.
- <T>
- Is the size specifier, encoded in "size":

size	<T>
00	B
01	H
10	S
11	D

- <Zdn2> Is the name of the second scalable vector register of the destination and first source multi-vector group, encoded as "Zdn" times 2 plus 1.
- <Zm1> For the "Two registers" variant: is the name of the first scalable vector register of the second source multi-vector group, encoded as "Zm" times 2.
For the "Four registers" variant: is the name of the first scalable vector register of the second source multi-vector group, encoded as "Zm" times 4.
- <Zm2> Is the name of the second scalable vector register of the second source multi-vector group, encoded as "Zm" times 2 plus 1.
- <Zdn4> Is the name of the fourth scalable vector register of the destination and first source multi-vector group, encoded as "Zdn" times 4 plus 3.
- <Zm4> Is the name of the fourth scalable vector register of the second source multi-vector group, encoded as "Zm" times 4 plus 3.

Operation

```

CheckStreamingSVEEnabled();
constant integer VL = CurrentVL;
constant integer elements = VL DIV esize;
array [0..3] of bits(VL) results;

for r = 0 to nreg-1
    constant bits(VL) operand1 = Z[dn+r, VL];
    constant bits(VL) operand2 = Z[m+r, VL];
    for e = 0 to elements-1
        constant integer element1 = Int(Elem[operand1, e, esize], unsigned);
        constant integer element2 = Int(Elem[operand2, e, esize], unsigned);
        constant integer res = Min(element1, element2);
        Elem[results[r], e, esize] = res<esize-1:0>;

for r = 0 to nreg-1
    Z[dn+r, VL] = results[r];

```

Operational information

If PSTATE.DIT is 1:

- The execution time of this instruction is independent of:
 - The values of the data supplied in any of its registers.
 - The values of the NZCV flags.
- The response of this instruction to asynchronous exceptions does not vary based on:
 - The values of the data supplied in any of its registers.
 - The values of the NZCV flags.

Internal version only: aarchmrs v2025-03_rel, pseudocode v2025-03_rel ; Build timestamp: 2025-03-21T17:41

Copyright © 2010-2025 Arm Limited or its affiliates. All rights reserved. This document is Non-Confidential.

UMLAL (multiple and indexed vector)

Multi-vector unsigned integer multiply-add long by indexed element

This instruction multiplies each unsigned 16-bit element in the one, two, or four first source vectors with each unsigned 16-bit indexed element of the second source vector, widens each product to 32 bits, and destructively adds these values to the corresponding 32-bit elements of the ZA double-vector groups.

The elements within the second source vector are specified using an immediate element index which selects the same element position within each 128-bit vector segment. The index range is from 0 to 7.

The double-vector group within all of, each half of, or each quarter of the ZA array is selected by the sum of the vector select register and offset range, modulo all, half, or quarter the number of ZA array vectors.

The vector group symbol, VGx2 or VGx4, indicates that the ZA operand consists of two or four ZA double-vector groups respectively. The vector group symbol is preferred for disassembly, but optional in assembler source code.

This instruction is unpredicated.

It has encodings from 3 classes: [One ZA double-vector](#) , [Two ZA double-vectors](#) and [Four ZA double-vectors](#)

One ZA double-vector (FEAT_SME2)

31	30	29	28	27	26	25	24	23	22	21	20	19	18	17	16	15	14	13	12	11	10	9	8	7	6	5	4	3	2	1	0	
1	1	0	0	0	0	0	1	1	1	0	0	Zm			i3h	Rv	1	i3l	Zn					1	0	off3						
																											U		S			

Encoding

UMLAL ZA.S[<Wv>, <offs1>:<offs2>], <Zn>.H, <Zm>.H[<index>]

Decode for this encoding

```
if !IsFeatureImplemented(FEAT_SME2) then EndOfDecode(Decode_UNDEF);
constant integer esize = 32;
constant integer v = UInt('010':Rv);
constant integer n = UInt(Zn);
constant integer m = UInt('0':Zm);
constant integer offset = UInt(off3:'0');
constant integer index = UInt(i3h:i3l);
constant integer nreg = 1;
```

Two ZA double-vectors (FEAT_SME2)

31	30	29	28	27	26	25	24	23	22	21	20	19	18	17	16	15	14	13	12	11	10	9	8	7	6	5	4	3	2	1	0	
1	1	0	0	0	0	0	1	1	1	0	1	Zm				0	Rv	1	i3h	Zn					0	1	0	i3l	off2			
																											U		S			

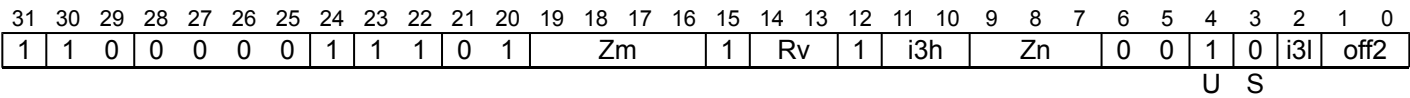
Encoding

UMLAL ZA.S[<Wv>, <offs1>:<offs2>{, VGx2}], { <Zn1>.H-<Zn2>.H }, <Zm>.H[<index>]

Decode for this encoding

```
if !IsFeatureImplemented(FEAT_SME2) then EndOfDecode(Decode_UNDEF);
constant integer esize = 32;
constant integer v = UInt('010':Rv);
constant integer n = UInt(Zn:'0');
constant integer m = UInt('0':Zm);
constant integer offset = UInt(off2:'0');
constant integer index = UInt(i3h:i3l);
constant integer nreg = 2;
```

Four ZA double-vectors
(FEAT_SME2)



Encoding

```
UMLAL ZA.S[<Wv>, <offs1>:<offs2>{, VGx4}], { <Zn1>.H-<Zn4>.H }, <Zm>.H[<index>]
```

Decode for this encoding

```
if !IsFeatureImplemented(FEAT_SME2) then EndOfDecode(Decode_UNDEF);
constant integer esize = 32;
constant integer v = UInt('010':Rv);
constant integer n = UInt(Zn:'00');
constant integer m = UInt('0':Zm);
constant integer offset = UInt(off2:'0');
constant integer index = UInt(i3h:i3l);
constant integer nreg = 4;
```

Assembler Symbols

- <Wv> Is the 32-bit name of the vector select register W8-W11, encoded in the "Rv" field.
- <offs1> For the "One ZA double-vector" variant: is the first vector select offset, encoded as "off3" field times 2.
For the "Four ZA double-vectors" and "Two ZA double-vectors" variants: is the first vector select offset, encoded as "off2" field times 2.
- <offs2> For the "One ZA double-vector" variant: is the second vector select offset, encoded as "off3" field times 2 plus 1.
For the "Four ZA double-vectors" and "Two ZA double-vectors" variants: is the second vector select offset, encoded as "off2" field times 2 plus 1.
- <Zn> Is the name of the first source scalable vector register, encoded in the "Zn" field.
- <Zm> Is the name of the second source scalable vector register Z0-Z15, encoded in the "Zm" field.
- <index> Is the element index, in the range 0 to 7, encoded in the "i3h:i3l" fields.
- <Zn1> For the "Two ZA double-vectors" variant: is the name of the first scalable vector register of the first source multi-vector group, encoded as "Zn" times 2.
For the "Four ZA double-vectors" variant: is the name of the first scalable vector register of the first source multi-vector group, encoded as "Zn" times 4.
- <Zn2> Is the name of the second scalable vector register of the first source multi-vector group, encoded as "Zn" times 2 plus 1.
- <Zn4> Is the name of the fourth scalable vector register of the first source multi-vector group, encoded as "Zn" times 4 plus 3.

Operation

```
CheckStreamingSVEAndZAAEnabled();
constant integer VL = CurrentVL;
constant integer elements = VL DIV esize;
constant integer vectors = VL DIV 8;
constant integer vstride = vectors DIV nreg;
constant integer eltspersegment = 128 DIV esize;
constant bits(32) vbase = X[v, 32];
integer vec = (UInt(vbase) + offset) MOD vstride;
bits(VL) result;
vec = vec - (vec MOD 2);

for r = 0 to nreg-1
    constant bits(VL) operand1 = Z[n+r, VL];
    constant bits(VL) operand2 = Z[m, VL];
    for i = 0 to 1
        constant bits(VL) operand3 = ZAvector[vec + i, VL];
        for e = 0 to elements-1
            constant integer segmentbase = e - (e MOD eltspersegment);
            constant integer s = 2 * segmentbase + index;
            constant integer element1 = UInt(Elem[operand1, 2 * e + i, esize DIV 2]);
            constant integer element2 = UInt(Elem[operand2, s, esize DIV 2]);
            constant bits(esize) product = (element1 * element2) < esize-1:0 >;
            Elem[result, e, esize] = Elem[operand3, e, esize] + product;
        ZAvector[vec + i, VL] = result;
    vec = vec + vstride;
```

Operational information

If PSTATE.DIT is 1:

- The execution time of this instruction is independent of:
 - The values of the data supplied in any of its registers.
 - The values of the NZCV flags.
- The response of this instruction to asynchronous exceptions does not vary based on:
 - The values of the data supplied in any of its registers.
 - The values of the NZCV flags.

Internal version only: aarchmrs v2025-03_rel, pseudocode v2025-03_rel ; Build timestamp: 2025-03-21T17:41

Copyright © 2010-2025 Arm Limited or its affiliates. All rights reserved. This document is Non-Confidential.

UMLAL (multiple and single vector)

Multi-vector unsigned integer multiply-add long by vector

This instruction multiplies each unsigned 16-bit element in the one, two, or four first source vectors with each unsigned 16-bit element in the second source vector, widens each product to 32 bits, and destructively adds these values to the corresponding 32-bit elements of the ZA double-vector groups. The double-vector group within all of, each half of, or each quarter of the ZA array is selected by the sum of the vector select register and offset range, modulo all, half, or quarter the number of ZA array vectors.

The vector group symbol, VGx2 or VGx4, indicates that the ZA operand consists of two or four ZA double-vector groups respectively. The vector group symbol is preferred for disassembly, but optional in assembler source code.

This instruction is unpredicated.

It has encodings from 3 classes: [One ZA double-vector](#) , [Two ZA double-vectors](#) and [Four ZA double-vectors](#)

One ZA double-vector (FEAT_SME2)

31	30	29	28	27	26	25	24	23	22	21	20	19	18	17	16	15	14	13	12	11	10	9	8	7	6	5	4	3	2	1	0
1	1	0	0	0	0	0	1	0	1	1	0	Zm			0	Rv	0	1	1	Zn			1			0	off3				
																												U		S	

Encoding

UMLAL ZA.S[<Wv>, <offs1>:<offs2>], <Zn>.H, <Zm>.H

Decode for this encoding

```
if !IsFeatureImplemented(FEAT_SME2) then EndOfDecode(Decode_UNDEF);
constant integer esize = 32;
constant integer v = UInt('010':Rv);
constant integer n = UInt(Zn);
constant integer m = UInt('0':Zm);
constant integer offset = UInt(off3:'0');
constant integer nreg = 1;
```

Two ZA double-vectors (FEAT_SME2)

31	30	29	28	27	26	25	24	23	22	21	20	19	18	17	16	15	14	13	12	11	10	9	8	7	6	5	4	3	2	1	0		
1	1	0	0	0	0	0	1	0	1	1	0	Zm			0	Rv	0	1	0	Zn			1	0	0	off2							
																												U		S		op	

Encoding

UMLAL ZA.S[<Wv>, <offs1>:<offs2>{, VGx2}], { <Zn1>.H-<Zn2>.H }, <Zm>.H

Decode for this encoding

```
if !IsFeatureImplemented(FEAT_SME2) then EndOfDecode(Decode_UNDEF);
constant integer esize = 32;
constant integer v = UInt('010':Rv);
constant integer n = UInt(Zn);
constant integer m = UInt('0':Zm);
constant integer offset = UInt(off2:'0');
constant integer nreg = 2;
```


Four ZA double-vectors (FEAT_SME2)

31	30	29	28	27	26	25	24	23	22	21	20	19	18	17	16	15	14	13	12	11	10	9	8	7	6	5	4	3	2	1	0
1	1	0	0	0	0	0	1	0	1	1	1	Zm			0	Rv	0	1	0	Zn			1	0	0	off2					
																								U			S	op			

Encoding

```
UMLAL ZA.S[<Wv>, <offs1>:<offs2>{, VGx4}], { <Zn1>.H-<Zn4>.H }, <Zm>.H
```

Decode for this encoding

```
if !IsFeatureImplemented(FEAT_SME2) then EndOfDecode(Decode_UNDEF);
constant integer esize = 32;
constant integer v = UInt('010':Rv);
constant integer n = UInt(Zn);
constant integer m = UInt('0':Zm);
constant integer offset = UInt(off2:'0');
constant integer nreg = 4;
```

Assembler Symbols

<Wv>	Is the 32-bit name of the vector select register W8-W11, encoded in the "Rv" field.
<offs1>	For the "One ZA double-vector" variant: is the first vector select offset, encoded as "off3" field times 2. For the "Four ZA double-vectors" and "Two ZA double-vectors" variants: is the first vector select offset, encoded as "off2" field times 2.
<offs2>	For the "One ZA double-vector" variant: is the second vector select offset, encoded as "off3" field times 2 plus 1. For the "Four ZA double-vectors" and "Two ZA double-vectors" variants: is the second vector select offset, encoded as "off2" field times 2 plus 1.
<Zn>	Is the name of the first source scalable vector register, encoded in the "Zn" field.
<Zm>	Is the name of the second source scalable vector register Z0-Z15, encoded in the "Zm" field.
<Zn1>	Is the name of the first scalable vector register of the first source multi-vector group, encoded as "Zn".
<Zn2>	Is the name of the second scalable vector register of the first source multi-vector group, encoded as "Zn" plus 1 modulo 32.
<Zn4>	Is the name of the fourth scalable vector register of the first source multi-vector group, encoded as "Zn" plus 3 modulo 32.

Operation

```
CheckStreamingSVEAndZAAEnabled();
constant integer VL = CurrentVL;
constant integer elements = VL DIV esize;
constant integer vectors = VL DIV 8;
constant integer vstride = vectors DIV nreg;
constant bits(32) vbase = X[v, 32];
integer vec = (UInt(vbase) + offset) MOD vstride;
bits(VL) result;
vec = vec - (vec MOD 2);

for r = 0 to nreg-1
    constant bits(VL) operand1 = Z[(n+r) MOD 32, VL];
    constant bits(VL) operand2 = Z[m, VL];
    for i = 0 to 1
        constant bits(VL) operand3 = ZAvector[vec + i, VL];
        for e = 0 to elements-1
            constant integer element1 = UInt(Elem[operand1, 2 * e + i, esize DIV 2]);
            constant integer element2 = UInt(Elem[operand2, 2 * e + i, esize DIV 2]);
            constant bits(esize) product = (element1 * element2)<esize-1:0>;
            Elem[result, e, esize] = Elem[operand3, e, esize] + product;
        ZAvector[vec + i, VL] = result;
    vec = vec + vstride;
```

Operational information

If PSTATE.DIT is 1:

- The execution time of this instruction is independent of:
 - The values of the data supplied in any of its registers.
 - The values of the NZCV flags.
- The response of this instruction to asynchronous exceptions does not vary based on:
 - The values of the data supplied in any of its registers.
 - The values of the NZCV flags.

Internal version only: aarchmrs v2025-03_rel, pseudocode v2025-03_rel ; Build timestamp: 2025-03-21T17:41

Copyright © 2010-2025 Arm Limited or its affiliates. All rights reserved. This document is Non-Confidential.

UMLAL (multiple vectors)

Multi-vector unsigned integer multiply-add long

This instruction multiplies each unsigned 16-bit element in the two or four first source vectors with each unsigned 16-bit element in the two or four second source vectors, widens each product to 32 bits, and destructively adds these values to the corresponding 32-bit elements of the ZA double-vector groups.

The double-vector group within each half of or each quarter of the ZA array is selected by the sum of the vector select register and offset range, modulo half or quarter the number of ZA array vectors.

The vector group symbol, VGx2 or VGx4, indicates that the ZA operand consists of two or four ZA double-vector groups respectively. The vector group symbol is preferred for disassembly, but optional in assembler source code.

This instruction is unpredicated.

It has encodings from 2 classes: [Two ZA double-vectors](#) and [Four ZA double-vectors](#)

Two ZA double-vectors (FEAT_SME2)

31	30	29	28	27	26	25	24	23	22	21	20	19	18	17	16	15	14	13	12	11	10	9	8	7	6	5	4	3	2	1	0
1	1	0	0	0	0	0	1	1	1	1	Zm				0	0	Rv		0	1	0	Zn				0	1	0	0	off2	
																												U S			

Encoding

UMLAL ZA.S[<Wv>, <offs1>:<offs2>{, VGx2}], { <Zn1>.H-<Zn2>.H }, { <Zm1>.H-<Zm2>.H }

Decode for this encoding

```
if !IsFeatureImplemented(FEAT_SME2) then EndOfDecode(Decode_UNDEF);
constant integer esize = 32;
constant integer v = UInt('010':Rv);
constant integer n = UInt(Zn:'0');
constant integer m = UInt(Zm:'0');
constant integer offset = UInt(off2:'0');
constant integer nreg = 2;
```

Four ZA double-vectors (FEAT_SME2)

31	30	29	28	27	26	25	24	23	22	21	20	19	18	17	16	15	14	13	12	11	10	9	8	7	6	5	4	3	2	1	0		
1	1	0	0	0	0	0	1	1	1	1	Zm				0	1	0	Rv		0	1	0	Zn				0	0	1	0	0	off2	
																												U S					

Encoding

UMLAL ZA.S[<Wv>, <offs1>:<offs2>{, VGx4}], { <Zn1>.H-<Zn4>.H }, { <Zm1>.H-<Zm4>.H }

Decode for this encoding

```
if !IsFeatureImplemented(FEAT_SME2) then EndOfDecode(Decode_UNDEF);
constant integer esize = 32;
constant integer v = UInt('010':Rv);
constant integer n = UInt(Zn:'00');
constant integer m = UInt(Zm:'00');
constant integer offset = UInt(off2:'0');
constant integer nreg = 4;
```

Assembler Symbols

<Wv> Is the 32-bit name of the vector select register W8-W11, encoded in the "Rv" field.

<offs1>	Is the first vector select offset, encoded as "off2" field times 2.
<offs2>	Is the second vector select offset, encoded as "off2" field times 2 plus 1.
<Zn1>	For the "Two ZA double-vectors" variant: is the name of the first scalable vector register of the first source multi-vector group, encoded as "Zn" times 2. For the "Four ZA double-vectors" variant: is the name of the first scalable vector register of the first source multi-vector group, encoded as "Zn" times 4.
<Zn2>	Is the name of the second scalable vector register of the first source multi-vector group, encoded as "Zn" times 2 plus 1.
<Zm1>	For the "Two ZA double-vectors" variant: is the name of the first scalable vector register of the second source multi-vector group, encoded as "Zm" times 2. For the "Four ZA double-vectors" variant: is the name of the first scalable vector register of the second source multi-vector group, encoded as "Zm" times 4.
<Zm2>	Is the name of the second scalable vector register of the second source multi-vector group, encoded as "Zm" times 2 plus 1.
<Zn4>	Is the name of the fourth scalable vector register of the first source multi-vector group, encoded as "Zn" times 4 plus 3.
<Zm4>	Is the name of the fourth scalable vector register of the second source multi-vector group, encoded as "Zm" times 4 plus 3.

Operation

```

CheckStreamingSVEAndZAAEnabled();
constant integer VL = CurrentVL;
constant integer elements = VL DIV esize;
constant integer vectors = VL DIV 8;
constant integer vstride = vectors DIV nreg;
constant bits(32) vbase = X[v, 32];
integer vec = (UInt(vbase) + offset) MOD vstride;
bits(VL) result;
vec = vec - (vec MOD 2);

for r = 0 to nreg-1
    constant bits(VL) operand1 = Z[n+r, VL];
    constant bits(VL) operand2 = Z[m+r, VL];
    for i = 0 to 1
        constant bits(VL) operand3 = ZAvector[vec + i, VL];
        for e = 0 to elements-1
            constant integer element1 = UInt(Elem[operand1, 2 * e + i, esize DIV 2]);
            constant integer element2 = UInt(Elem[operand2, 2 * e + i, esize DIV 2]);
            constant bits(esize) product = (element1 * element2) < esize-1:0>;
            Elem[result, e, esize] = Elem[operand3, e, esize] + product;
        ZAvector[vec + i, VL] = result;
    vec = vec + vstride;

```

Operational information

If PSTATE.DIT is 1:

- The execution time of this instruction is independent of:
 - The values of the data supplied in any of its registers.
 - The values of the NZCV flags.
- The response of this instruction to asynchronous exceptions does not vary based on:
 - The values of the data supplied in any of its registers.
 - The values of the NZCV flags.

Internal version only: aarchmrs v2025-03_rel, pseudocode v2025-03_rel ; Build timestamp: 2025-03-21T17:41

Copyright © 2010-2025 Arm Limited or its affiliates. All rights reserved. This document is Non-Confidential.

UMLALL (multiple and indexed vector)

Multi-vector unsigned integer multiply-add long-long by indexed element

This instruction multiplies each unsigned 8-bit or 16-bit element in the one, two, or four first source vectors with each unsigned 8-bit or 16-bit indexed element of the second source vector, widens each product to 32 bits or 64 bits, and destructively adds these values to the corresponding 32-bit or 64-bit elements of the ZA quad-vector groups.

The elements within the second source vector are specified using an immediate element index which selects the same element position within each 128-bit vector segment. The index range is from 0 to one less than the number of elements per 128-bit segment.

The quad-vector group within all of, each half of, or each quarter of the ZA array is selected by the sum of the vector select register and offset range, modulo all, half, or quarter the number of ZA array vectors.

The vector group symbol, VGx2 or VGx4, indicates that the ZA operand consists of two or four ZA quad-vector groups respectively. The vector group symbol is preferred for disassembly, but optional in assembler source code.

This instruction is unpredicated.

ID_AA64SMFR0_EL1.I16I64 indicates whether the 16-bit integer variant is implemented.

It has encodings from 6 classes: [One ZA quad-vector of 32-bit elements](#) , [One ZA quad-vector of 64-bit elements](#) , [Two ZA quad-vectors of 32-bit elements](#) , [Two ZA quad-vectors of 64-bit elements](#) , [Four ZA quad-vectors of 32-bit elements](#) and [Four ZA quad-vectors of 64-bit elements](#)

One ZA quad-vector of 32-bit elements (FEAT_SME2)

31	30	29	28	27	26	25	24	23	22	21	20	19	18	17	16	15	14	13	12	11	10	9	8	7	6	5	4	3	2	1	0
1	1	0	0	0	0	0	1	0	0	0	0	Zm			i4h	Rv	i4l			Zn				1	0	0	off2				
U S op																															

Encoding

UMLALL ZA.S[<Wv>, <offs1>:<offs4>], <Zn>.B, <Zm>.B[<index>]

Decode for this encoding

```
if !IsFeatureImplemented(FEAT_SME2) then EndOfDecode(Decode_UNDEF);
constant integer esize = 32;
constant integer v = UInt('010':Rv);
constant integer n = UInt(Zn);
constant integer m = UInt('0':Zm);
constant integer offset = UInt(off2:'00');
constant integer index = UInt(i4h:i4l);
constant integer nreg = 1;
```

One ZA quad-vector of 64-bit elements (FEAT_SME2 && FEAT_SME_I16I64)

31	30	29	28	27	26	25	24	23	22	21	20	19	18	17	16	15	14	13	12	11	10	9	8	7	6	5	4	3	2	1	0
1	1	0	0	0	0	0	1	1	0	0	0	Zm			i3h	Rv	0	i3l	Zn				1	0	0	off2					
U S																															

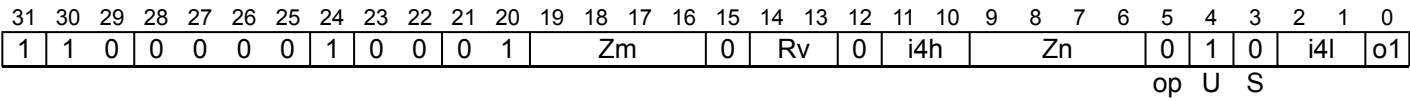
Encoding

```
UMLALL ZA.D[<Wv>, <offs1>:<offs4>], <Zn>.H, <Zm>.H[<index>]
```

Decode for this encoding

```
if !(IsFeatureImplemented(FEAT_SME2) && IsFeatureImplemented(FEAT_SME_I16I64)) then
    EndOfDecode(Decode_UNDEF);
constant integer esize = 64;
constant integer v = UInt('010':Rv);
constant integer n = UInt(Zn);
constant integer m = UInt('0':Zm);
constant integer offset = UInt(off2:'00');
constant integer index = UInt(i3h:i3l);
constant integer nreg = 1;
```

Two ZA quad-vectors of 32-bit elements
(FEAT_SME2)



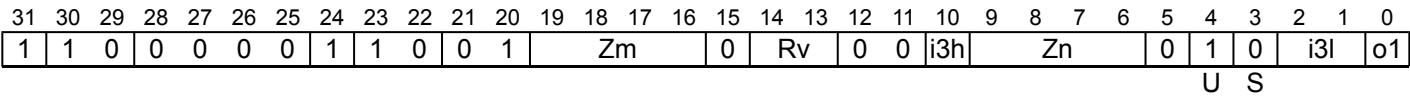
Encoding

```
UMLALL ZA.S[<Wv>, <offs1>:<offs4>{, VGx2}], { <Zn1>.B-<Zn2>.B }, <Zm>.B[<index>]
```

Decode for this encoding

```
if !IsFeatureImplemented(FEAT_SME2) then EndOfDecode(Decode_UNDEF);
constant integer esize = 32;
constant integer v = UInt('010':Rv);
constant integer n = UInt(Zn:'0');
constant integer m = UInt('0':Zm);
constant integer offset = UInt(o1:'00');
constant integer index = UInt(i4h:i4l);
constant integer nreg = 2;
```

Two ZA quad-vectors of 64-bit elements
(FEAT_SME2 && FEAT_SME_I16I64)



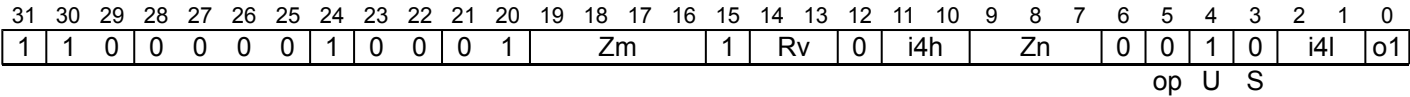
Encoding

```
UMLALL ZA.D[<Wv>, <offs1>:<offs4>{, VGx2}], { <Zn1>.H-<Zn2>.H }, <Zm>.H[<index>]
```

Decode for this encoding

```
if !(IsFeatureImplemented(FEAT_SME2) && IsFeatureImplemented(FEAT_SME_I16I64)) then
    EndOfDecode(Decode_UNDEF);
constant integer esize = 64;
constant integer v = UInt('010':Rv);
constant integer n = UInt(Zn:'0');
constant integer m = UInt('0':Zm);
constant integer offset = UInt(o1:'00');
constant integer index = UInt(i3h:i3l);
constant integer nreg = 2;
```

Four ZA quad-vectors of 32-bit elements
(FEAT_SME2)



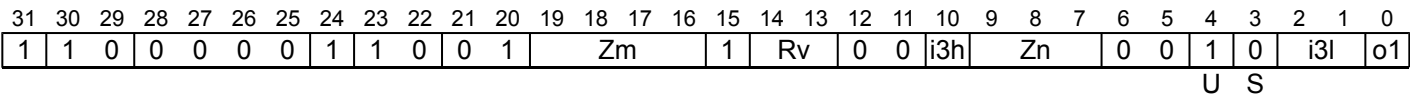
Encoding

```
UMLALL ZA.S[<Wv>, <offs1>:<offs4>{, VGx4}], { <Zn1>.B-<Zn4>.B }, <Zm>.B[<index>]
```

Decode for this encoding

```
if !IsFeatureImplemented(FEAT_SME2) then EndOfDecode(Decode_UNDEF);
constant integer esize = 32;
constant integer v = UInt('010':Rv);
constant integer n = UInt(Zn:'00');
constant integer m = UInt('0':Zm);
constant integer offset = UInt(o1:'00');
constant integer index = UInt(i4h:i4l);
constant integer nreg = 4;
```

Four ZA quad-vectors of 64-bit elements
(FEAT_SME2 && FEAT_SME_I16I64)



Encoding

```
UMLALL ZA.D[<Wv>, <offs1>:<offs4>{, VGx4}], { <Zn1>.H-<Zn4>.H }, <Zm>.H[<index>]
```

Decode for this encoding

```
if !(IsFeatureImplemented(FEAT_SME2) && IsFeatureImplemented(FEAT_SME_I16I64)) then
    EndOfDecode(Decode_UNDEF);
constant integer esize = 64;
constant integer v = UInt('010':Rv);
constant integer n = UInt(Zn:'00');
constant integer m = UInt('0':Zm);
constant integer offset = UInt(o1:'00');
constant integer index = UInt(i3h:i3l);
constant integer nreg = 4;
```

Assembler Symbols

- <Wv> Is the 32-bit name of the vector select register W8-W11, encoded in the "Rv" field.
- <offs1> For the "One ZA quad-vector of 32-bit elements" and "One ZA quad-vector of 64-bit elements" variants: is the first vector select offset, encoded as "off2" field times 4.
For the "Four ZA quad-vectors of 32-bit elements", "Four ZA quad-vectors of 64-bit elements", "Two ZA quad-vectors of 32-bit elements", and "Two ZA quad-vectors of 64-bit elements" variants: is the first vector select offset, encoded as "o1" field times 4.
- <offs4> For the "One ZA quad-vector of 32-bit elements" and "One ZA quad-vector of 64-bit elements" variants: is the fourth vector select offset, encoded as "off2" field times 4 plus 3.
For the "Four ZA quad-vectors of 32-bit elements", "Four ZA quad-vectors of 64-bit elements", "Two ZA quad-vectors of 32-bit elements", and "Two ZA quad-vectors of 64-bit elements" variants: is the fourth vector select offset, encoded as "o1" field times 4 plus 3.
- <Zn> Is the name of the first source scalable vector register, encoded in the "Zn" field.
- <Zm> Is the name of the second source scalable vector register Z0-Z15, encoded in the "Zm" field.

<index>	For the "Four ZA quad-vectors of 32-bit elements", "One ZA quad-vector of 32-bit elements", and "Two ZA quad-vectors of 32-bit elements" variants: is the element index, in the range 0 to 15, encoded in the "i4h:i4l" fields. For the "Four ZA quad-vectors of 64-bit elements", "One ZA quad-vector of 64-bit elements", and "Two ZA quad-vectors of 64-bit elements" variants: is the element index, in the range 0 to 7, encoded in the "i3h:i3l" fields.
<Zn1>	For the "Two ZA quad-vectors of 32-bit elements" and "Two ZA quad-vectors of 64-bit elements" variants: is the name of the first scalable vector register of the first source multi-vector group, encoded as "Zn" times 2. For the "Four ZA quad-vectors of 32-bit elements" and "Four ZA quad-vectors of 64-bit elements" variants: is the name of the first scalable vector register of the first source multi-vector group, encoded as "Zn" times 4.
<Zn2>	Is the name of the second scalable vector register of the first source multi-vector group, encoded as "Zn" times 2 plus 1.
<Zn4>	Is the name of the fourth scalable vector register of the first source multi-vector group, encoded as "Zn" times 4 plus 3.

Operation

```

CheckStreamingSVEAndZAAEnabled();
constant integer VL = CurrentVL;
constant integer elements = VL DIV esize;
constant integer vectors = VL DIV 8;
constant integer vstride = vectors DIV nreg;
constant integer eltspersegment = 128 DIV esize;
constant bits(32) vbase = X[v, 32];
integer vec = (UInt(vbase) + offset) MOD vstride;
bits(VL) result;
vec = vec - (vec MOD 4);

for r = 0 to nreg-1
    constant bits(VL) operand1 = Z[n+r, VL];
    constant bits(VL) operand2 = Z[m, VL];
    for i = 0 to 3
        constant bits(VL) operand3 = ZAvector[vec + i, VL];
        for e = 0 to elements-1
            constant integer segmentbase = e - (e MOD eltspersegment);
            constant integer s = 4 * segmentbase + index;
            constant integer element1 = UInt(Elem[operand1, 4 * e + i, esize DIV 4]);
            constant integer element2 = UInt(Elem[operand2, s, esize DIV 4]);
            constant bits(esize) product = (element1 * element2)<esize-1:0>;
            Elem[result, e, esize] = Elem[operand3, e, esize] + product;
        ZAvector[vec + i, VL] = result;
    vec = vec + vstride;

```

Operational information

If PSTATE.DIT is 1:

- The execution time of this instruction is independent of:
 - The values of the data supplied in any of its registers.
 - The values of the NZCV flags.
- The response of this instruction to asynchronous exceptions does not vary based on:
 - The values of the data supplied in any of its registers.
 - The values of the NZCV flags.

Internal version only: aarchmrs v2025-03_rel, pseudocode v2025-03_rel ; Build timestamp: 2025-03-21T17:41

Copyright © 2010-2025 Arm Limited or its affiliates. All rights reserved. This document is Non-Confidential.

UMLALL (multiple and single vector)

Multi-vector unsigned integer multiply-add long-long by vector

This instruction multiplies each unsigned 8-bit or 16-bit element in the one, two, or four first source vectors with each unsigned 8-bit or 16-bit element in the second source vector, widens each product to 32 bits or 64 bits, and destructively adds these values to the corresponding 32-bit or 64-bit elements of the ZA quad-vector groups.

The quad-vector group within all of, each half of, or each quarter of the ZA array is selected by the sum of the vector select register and offset range, modulo all, half, or quarter the number of ZA array vectors.

The vector group symbol, VGx2 or VGx4, indicates that the ZA operand consists of two or four ZA quad-vector groups respectively. The vector group symbol is preferred for disassembly, but optional in assembler source code.

This instruction is unpredicated.

ID_AA64SMFR0_EL1.I16I64 indicates whether the 16-bit integer variant is implemented.

It has encodings from 3 classes: [One ZA quad-vector](#) , [Two ZA quad-vectors](#) and [Four ZA quad-vectors](#)

One ZA quad-vector (FEAT_SME2)

31	30	29	28	27	26	25	24	23	22	21	20	19	18	17	16	15	14	13	12	11	10	9	8	7	6	5	4	3	2	1	0
1	1	0	0	0	0	0	1	0	sz	1	0	Zm			0	Rv		0	0	1	Zn			1	0	0	off2				
																												U	S	op	

Encoding

UMLALL ZA.<T>[<Wv>, <offs1>:<offs4>], <Zn>.<Tb>, <Zm>.<Tb>

Decode for this encoding

```
if !IsFeatureImplemented(FEAT_SME2) then EndOfDecode(Decode_UNDEF);
if sz == '1' && !IsFeatureImplemented(FEAT_SME_I16I64) then EndOfDecode(Decode_UNDEF);
constant integer esize = 32 << UInt(sz);
constant integer v = UInt('010':Rv);
constant integer n = UInt(Zn);
constant integer m = UInt('0':Zm);
constant integer offset = UInt(off2:'00');
constant integer nreg = 1;
```

Two ZA quad-vectors (FEAT_SME2)

31	30	29	28	27	26	25	24	23	22	21	20	19	18	17	16	15	14	13	12	11	10	9	8	7	6	5	4	3	2	1	0
1	1	0	0	0	0	0	1	0	sz	1	0	Zm			0	Rv		0	0	0	Zn			1	0	0	0	0	0	1	
U S op																															

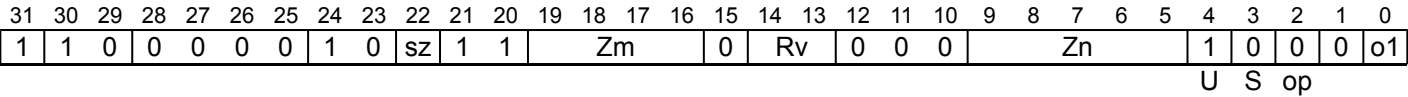
Encoding

UMLALL ZA.<T>[<Wv>, <offs1>:<offs4>{, VGx2}], { <Zn1>.<Tb>-<Zn2>.<Tb> }, <Zm>.<Tb>

Decode for this encoding

```
if !IsFeatureImplemented(FEAT_SME2) then EndOfDecode(Decode_UNDEF);
if sz == '1' && !IsFeatureImplemented(FEAT_SME_I16I64) then EndOfDecode(Decode_UNDEF);
constant integer esize = 32 << UInt(sz);
constant integer v = UInt('010':Rv);
constant integer n = UInt(Zn);
constant integer m = UInt('0':Zm);
constant integer offset = UInt(o1:'00');
constant integer nreg = 2;
```

Four ZA quad-vectors
(FEAT_SME2)



Encoding

```
UMLALL ZA.<T>[<Wv>, <offs1>:<offs4>{, VGx4}], { <Zn1>.<Tb>-<Zn4>.<Tb> }, <Zm>.<Tb>
```

Decode for this encoding

```
if !IsFeatureImplemented(FEAT_SME2) then EndOfDecode(Decode_UNDEF);
if sz == '1' && !IsFeatureImplemented(FEAT_SME_I16I64) then EndOfDecode(Decode_UNDEF);
constant integer esize = 32 << UInt(sz);
constant integer v = UInt('010':Rv);
constant integer n = UInt(Zn);
constant integer m = UInt('0':Zm);
constant integer offset = UInt(o1:'00');
constant integer nreg = 4;
```

Assembler Symbols

- <T>

Is the size specifier, encoded in “sz”:

sz	<T>
0	S
1	D
- <Wv>

Is the 32-bit name of the vector select register W8-W11, encoded in the "Rv" field.
- <offs1>

For the "One ZA quad-vector" variant: is the first vector select offset, encoded as "off2" field times 4.
For the "Four ZA quad-vectors" and "Two ZA quad-vectors" variants: is the first vector select offset, encoded as "o1" field times 4.
- <offs4>

For the "One ZA quad-vector" variant: is the fourth vector select offset, encoded as "off2" field times 4 plus 3.
For the "Four ZA quad-vectors" and "Two ZA quad-vectors" variants: is the fourth vector select offset, encoded as "o1" field times 4 plus 3.
- <Zn>

Is the name of the first source scalable vector register, encoded in the "Zn" field.
- <Tb>

Is the size specifier, encoded in “sz”:

sz	<Tb>
0	B
1	H
- <Zm>

Is the name of the second source scalable vector register Z0-Z15, encoded in the "Zm" field.
- <Zn1>

Is the name of the first scalable vector register of the first source multi-vector group, encoded as "Zn".
- <Zn2>

Is the name of the second scalable vector register of the first source multi-vector group, encoded as "Zn" plus 1 modulo 32.
- <Zn4>

Is the name of the fourth scalable vector register of the first source multi-vector group, encoded as "Zn" plus 3 modulo 32.

Operation

```
CheckStreamingSVEAndZAEnabled();
constant integer VL = CurrentVL;
constant integer elements = VL DIV esize;
constant integer vectors = VL DIV 8;
constant integer vstride = vectors DIV nreg;
constant bits(32) vbase = X[v, 32];
integer vec = (UInt(vbase) + offset) MOD vstride;
bits(VL) result;
vec = vec - (vec MOD 4);

for r = 0 to nreg-1
    constant bits(VL) operand1 = Z[(n+r) MOD 32, VL];
    constant bits(VL) operand2 = Z[m, VL];
    for i = 0 to 3
        constant bits(VL) operand3 = ZAvector[vec + i, VL];
        for e = 0 to elements-1
            constant integer element1 = UInt(Elem[operand1, 4 * e + i, esize DIV 4]);
            constant integer element2 = UInt(Elem[operand2, 4 * e + i, esize DIV 4]);
            constant bits(esize) product = (element1 * element2) < esize-1:0>;
            Elem[result, e, esize] = Elem[operand3, e, esize] + product;
        ZAvector[vec + i, VL] = result;
    vec = vec + vstride;
```

Operational information

If PSTATE.DIT is 1:

- The execution time of this instruction is independent of:
 - The values of the data supplied in any of its registers.
 - The values of the NZCV flags.
- The response of this instruction to asynchronous exceptions does not vary based on:
 - The values of the data supplied in any of its registers.
 - The values of the NZCV flags.

Internal version only: aarchmrs v2025-03_rel, pseudocode v2025-03_rel ; Build timestamp: 2025-03-21T17:41

Copyright © 2010-2025 Arm Limited or its affiliates. All rights reserved. This document is Non-Confidential.

UMLALL (multiple vectors)

Multi-vector unsigned integer multiply-add long-long

This instruction multiplies each unsigned 8-bit or 16-bit element in the two or four first source vectors with each unsigned 8-bit or 16-bit element in the one, two, or four second source vectors, widens each product to 32 bits or 64 bits, and destructively adds these values to the corresponding 32-bit or 64-bit elements of the ZA quad-vector groups.

The quad-vector group within each half of or each quarter of the ZA array is selected by the sum of the vector select register and offset range, modulo half or quarter the number of ZA array vectors.

The vector group symbol, VGx2 or VGx4, indicates that the ZA operand consists of two or four ZA quad-vector groups respectively. The vector group symbol is preferred for disassembly, but optional in assembler source code.

This instruction is unpredicated.

ID_AA64SMFR0_EL1.I16I64 indicates whether the 16-bit integer variant is implemented.

It has encodings from 2 classes: [Two ZA quad-vectors](#) and [Four ZA quad-vectors](#)

Two ZA quad-vectors (FEAT_SME2)

31	30	29	28	27	26	25	24	23	22	21	20	19	18	17	16	15	14	13	12	11	10	9	8	7	6	5	4	3	2	1	0
1	1	0	0	0	0	0	1	1	sz	1	Zm			0	0	Rv		0	0	0	Zn			0	1	0	0	0	0	0	1
																												U		S	op

Encoding

UMLALL ZA.<T>[<Wv>, <offs1>:<offs4>{, VGx2}], { <Zn1>.<Tb>-<Zn2>.<Tb> }, { <Zm1>.<Tb>-<Zm2>.<Tb> }

Decode for this encoding

```
if !IsFeatureImplemented(FEAT_SME2) then EndOfDecode(Decode_UNDEF);
if sz == '1' && !IsFeatureImplemented(FEAT_SME_I16I64) then EndOfDecode(Decode_UNDEF);
constant integer esize = 32 << UInt(sz);
constant integer v = UInt('010':Rv);
constant integer n = UInt(Zn:'0');
constant integer m = UInt(Zm:'0');
constant integer offset = UInt(o1:'00');
constant integer nreg = 2;
```

Four ZA quad-vectors (FEAT_SME2)

31	30	29	28	27	26	25	24	23	22	21	20	19	18	17	16	15	14	13	12	11	10	9	8	7	6	5	4	3	2	1	0
1	1	0	0	0	0	0	1	1	sz	1	Zm		0	1	0	Rv		0	0	0	Zn		0	0	1	0	0	0	0	01	
U S op																															

Encoding

UMLALL ZA.<T>[<Wv>, <offs1>:<offs4>{, VGx4}], { <Zn1>.<Tb>-<Zn4>.<Tb> }, { <Zm1>.<Tb>-<Zm4>.<Tb> }

Decode for this encoding

```
if !IsFeatureImplemented(FEAT_SME2) then EndOfDecode(Decode_UNDEF);
if sz == '1' && !IsFeatureImplemented(FEAT_SME_I16I64) then EndOfDecode(Decode_UNDEF);
constant integer esize = 32 << UInt(sz);
constant integer v = UInt('010':Rv);
constant integer n = UInt(Zn:'00');
constant integer m = UInt(Zm:'00');
constant integer offset = UInt(o1:'00');
constant integer nreg = 4;
```

Assembler Symbols

<T> Is the size specifier, encoded in “sz”:

sz	<T>
0	S
1	D

<Wv> Is the 32-bit name of the vector select register W8-W11, encoded in the "Rv" field.

<offs1> Is the first vector select offset, encoded as "o1" field times 4.

<offs4> Is the fourth vector select offset, encoded as "o1" field times 4 plus 3.

<Zn1> For the "Two ZA quad-vectors" variant: is the name of the first scalable vector register of the first source multi-vector group, encoded as "Zn" times 2.

For the "Four ZA quad-vectors" variant: is the name of the first scalable vector register of the first source multi-vector group, encoded as "Zn" times 4.

<Tb> Is the size specifier, encoded in “sz”:

sz	<Tb>
0	B
1	H

<Zn2> Is the name of the second scalable vector register of the first source multi-vector group, encoded as "Zn" times 2 plus 1.

<Zm1> For the "Two ZA quad-vectors" variant: is the name of the first scalable vector register of the second source multi-vector group, encoded as "Zm" times 2.

For the "Four ZA quad-vectors" variant: is the name of the first scalable vector register of the second source multi-vector group, encoded as "Zm" times 4.

<Zm2> Is the name of the second scalable vector register of the second source multi-vector group, encoded as "Zm" times 2 plus 1.

<Zn4> Is the name of the fourth scalable vector register of the first source multi-vector group, encoded as "Zn" times 4 plus 3.

<Zm4> Is the name of the fourth scalable vector register of the second source multi-vector group, encoded as "Zm" times 4 plus 3.

Operation

```
CheckStreamingSVEAndZAAEnabled();
constant integer VL = CurrentVL;
constant integer elements = VL DIV esize;
constant integer vectors = VL DIV 8;
constant integer vstride = vectors DIV nreg;
constant bits(32) vbase = X[v, 32];
integer vec = (UInt(vbase) + offset) MOD vstride;
bits(VL) result;
vec = vec - (vec MOD 4);

for r = 0 to nreg-1
  constant bits(VL) operand1 = Z[n+r, VL];
  constant bits(VL) operand2 = Z[m+r, VL];
  for i = 0 to 3
    constant bits(VL) operand3 = ZAvector[vec + i, VL];
    for e = 0 to elements-1
      constant integer element1 = UInt(Elem[operand1, 4 * e + i, esize DIV 4]);
      constant integer element2 = UInt(Elem[operand2, 4 * e + i, esize DIV 4]);
      constant bits(esize) product = (element1 * element2) < esize-1:0>;
      Elem[result, e, esize] = Elem[operand3, e, esize] + product;
    ZAvector[vec + i, VL] = result;
  vec = vec + vstride;
```

Operational information

If PSTATE.DIT is 1:

- The execution time of this instruction is independent of:
 - The values of the data supplied in any of its registers.

- The values of the NZCV flags.
- The response of this instruction to asynchronous exceptions does not vary based on:
 - The values of the data supplied in any of its registers.
 - The values of the NZCV flags.

Internal version only: aarchmrs v2025-03_rel, pseudocode v2025-03_rel ; Build timestamp: 2025-03-21T17:41

Copyright © 2010-2025 Arm Limited or its affiliates. All rights reserved. This document is Non-Confidential.

UMLSL (multiple and indexed vector)

Multi-vector unsigned integer multiply-subtract long by indexed element

This instruction multiplies each unsigned 16-bit element in the one, two, or four first source vectors with each unsigned 16-bit indexed element of the second source vector, widens each product to 32 bits, and destructively subtracts these values from the corresponding 32-bit elements of the ZA double-vector groups.

The elements within the second source vector are specified using an immediate element index which selects the same element position within each 128-bit vector segment. The index range is from 0 to 7.

The double-vector group within all of, each half of, or each quarter of the ZA array is selected by the sum of the vector select register and offset range, modulo all, half, or quarter the number of ZA array vectors.

The vector group symbol, VGx2 or VGx4, indicates that the ZA operand consists of two or four ZA double-vector groups respectively. The vector group symbol is preferred for disassembly, but optional in assembler source code.

This instruction is unpredicated.

It has encodings from 3 classes: [One ZA double-vector](#) , [Two ZA double-vectors](#) and [Four ZA double-vectors](#)

One ZA double-vector

(FEAT_SME2)

31	30	29	28	27	26	25	24	23	22	21	20	19	18	17	16	15	14	13	12	11	10	9	8	7	6	5	4	3	2	1	0
1	1	0	0	0	0	0	1	1	1	0	0	Zm			i3h	Rv	1	i3l	Zn			1	1	off3							
																								U		S					

Encoding

UMLSL ZA.S[<Wv>, <offs1>:<offs2>], <Zn>.H, <Zm>.H[<index>]

Decode for this encoding

```
if !IsFeatureImplemented(FEAT_SME2) then EndOfDecode(Decode_UNDEF);
constant integer esize = 32;
constant integer v = UInt('010':Rv);
constant integer n = UInt(Zn);
constant integer m = UInt('0':Zm);
constant integer offset = UInt(off3:'0');
constant integer index = UInt(i3h:i3l);
constant integer nreg = 1;
```

Two ZA double-vectors

(FEAT_SME2)

31	30	29	28	27	26	25	24	23	22	21	20	19	18	17	16	15	14	13	12	11	10	9	8	7	6	5	4	3	2	1	0
1	1	0	0	0	0	0	1	1	1	0	1	Zm			0	Rv	1	i3h	Zn			0	1	1	i3l	off2					
																								U		S					

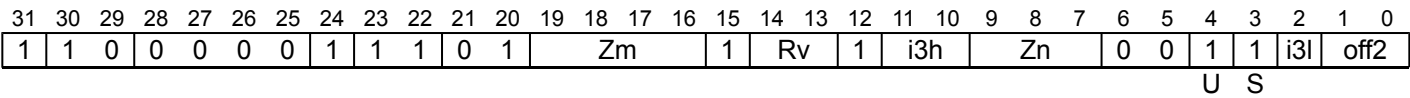
Encoding

UMLSL ZA.S[<Wv>, <offs1>:<offs2>{, VGx2}], { <Zn1>.H-<Zn2>.H }, <Zm>.H[<index>]

Decode for this encoding

```
if !IsFeatureImplemented(FEAT_SME2) then EndOfDecode(Decode_UNDEF);
constant integer esize = 32;
constant integer v = UInt('010':Rv);
constant integer n = UInt(Zn:'0');
constant integer m = UInt('0':Zm);
constant integer offset = UInt(off2:'0');
constant integer index = UInt(i3h:i3l);
constant integer nreg = 2;
```

Four ZA double-vectors
(FEAT_SME2)



Encoding

```
UMLSL ZA.S[<Wv>, <offs1>:<offs2>{, VGx4}], { <Zn1>.H-<Zn4>.H }, <Zm>.H[<index>]
```

Decode for this encoding

```
if !IsFeatureImplemented(FEAT_SME2) then EndOfDecode(Decode_UNDEF);
constant integer esize = 32;
constant integer v = UInt('010':Rv);
constant integer n = UInt(Zn:'00');
constant integer m = UInt('0':Zm);
constant integer offset = UInt(off2:'0');
constant integer index = UInt(i3h:i3l);
constant integer nreg = 4;
```

Assembler Symbols

- <Wv> Is the 32-bit name of the vector select register W8-W11, encoded in the "Rv" field.
- <offs1> For the "One ZA double-vector" variant: is the first vector select offset, encoded as "off3" field times 2.
For the "Four ZA double-vectors" and "Two ZA double-vectors" variants: is the first vector select offset, encoded as "off2" field times 2.
- <offs2> For the "One ZA double-vector" variant: is the second vector select offset, encoded as "off3" field times 2 plus 1.
For the "Four ZA double-vectors" and "Two ZA double-vectors" variants: is the second vector select offset, encoded as "off2" field times 2 plus 1.
- <Zn> Is the name of the first source scalable vector register, encoded in the "Zn" field.
- <Zm> Is the name of the second source scalable vector register Z0-Z15, encoded in the "Zm" field.
- <index> Is the element index, in the range 0 to 7, encoded in the "i3h:i3l" fields.
- <Zn1> For the "Two ZA double-vectors" variant: is the name of the first scalable vector register of the first source multi-vector group, encoded as "Zn" times 2.
For the "Four ZA double-vectors" variant: is the name of the first scalable vector register of the first source multi-vector group, encoded as "Zn" times 4.
- <Zn2> Is the name of the second scalable vector register of the first source multi-vector group, encoded as "Zn" times 2 plus 1.
- <Zn4> Is the name of the fourth scalable vector register of the first source multi-vector group, encoded as "Zn" times 4 plus 3.

Operation

```
CheckStreamingSVEAndZAAEnabled();
constant integer VL = CurrentVL;
constant integer elements = VL DIV esize;
constant integer vectors = VL DIV 8;
constant integer vstride = vectors DIV nreg;
constant integer eltspersegment = 128 DIV esize;
constant bits(32) vbase = X[v, 32];
integer vec = (UInt(vbase) + offset) MOD vstride;
bits(VL) result;
vec = vec - (vec MOD 2);

for r = 0 to nreg-1
    constant bits(VL) operand1 = Z[n+r, VL];
    constant bits(VL) operand2 = Z[m, VL];
    for i = 0 to 1
        constant bits(VL) operand3 = ZAvector[vec + i, VL];
        for e = 0 to elements-1
            constant integer segmentbase = e - (e MOD eltspersegment);
            constant integer s = 2 * segmentbase + index;
            constant integer element1 = UInt(Elem[operand1, 2 * e + i, esize DIV 2]);
            constant integer element2 = UInt(Elem[operand2, s, esize DIV 2]);
            constant bits(esize) product = (element1 * element2) < esize-1:0 >;
            Elem[result, e, esize] = Elem[operand3, e, esize] - product;
        ZAvector[vec + i, VL] = result;
    vec = vec + vstride;
```

Operational information

If PSTATE.DIT is 1:

- The execution time of this instruction is independent of:
 - The values of the data supplied in any of its registers.
 - The values of the NZCV flags.
- The response of this instruction to asynchronous exceptions does not vary based on:
 - The values of the data supplied in any of its registers.
 - The values of the NZCV flags.

Internal version only: aarchmrs v2025-03_rel, pseudocode v2025-03_rel ; Build timestamp: 2025-03-21T17:41

Copyright © 2010-2025 Arm Limited or its affiliates. All rights reserved. This document is Non-Confidential.

UMLSL (multiple and single vector)

Multi-vector unsigned integer multiply-subtract long by vector

This instruction multiplies each unsigned 16-bit element in the one, two, or four first source vectors with each unsigned 16-bit element in the second source vector, widens each product to 32 bits, and destructively subtracts these values from the corresponding 32-bit elements of the ZA double-vector groups.

The double-vector group within all of, each half of, or each quarter of the ZA array is selected by the sum of the vector select register and offset range, modulo all, half, or quarter the number of ZA array vectors.

The vector group symbol, VGx2 or VGx4, indicates that the ZA operand consists of two or four ZA double-vector groups respectively. The vector group symbol is preferred for disassembly, but optional in assembler source code.

This instruction is unpredicated.

It has encodings from 3 classes: [One ZA double-vector](#) , [Two ZA double-vectors](#) and [Four ZA double-vectors](#)

One ZA double-vector

(FEAT_SME2)

31	30	29	28	27	26	25	24	23	22	21	20	19	18	17	16	15	14	13	12	11	10	9	8	7	6	5	4	3	2	1	0	
1	1	0	0	0	0	0	1	0	1	1	0	Zm			0	Rv		0	1	1	Zn			1	1	off3						
																												U		S		

Encoding

```
UMLSL ZA.S[<Wv>, <offs1>:<offs2>], <Zn>.H, <Zm>.H
```

Decode for this encoding

```
if !IsFeatureImplemented(FEAT_SME2) then EndOfDecode(Decode_UNDEF);
constant integer esize = 32;
constant integer v = UInt('010':Rv);
constant integer n = UInt(Zn);
constant integer m = UInt('0':Zm);
constant integer offset = UInt(off3:'0');
constant integer nreg = 1;
```

Two ZA double-vectors

(FEAT_SME2)

31	30	29	28	27	26	25	24	23	22	21	20	19	18	17	16	15	14	13	12	11	10	9	8	7	6	5	4	3	2	1	0				
1	1	0	0	0	0	0	1	0	1	1	0	Zm			0	Rv		0	1	0	Zn			1	1	0	off2								
																												U		S		op			

Encoding

```
UMLSL ZA.S[<Wv>, <offs1>:<offs2>{, VGx2}], { <Zn1>.H-<Zn2>.H }, <Zm>.H
```

Decode for this encoding

```
if !IsFeatureImplemented(FEAT_SME2) then EndOfDecode(Decode_UNDEF);
constant integer esize = 32;
constant integer v = UInt('010':Rv);
constant integer n = UInt(Zn);
constant integer m = UInt('0':Zm);
constant integer offset = UInt(off2:'0');
constant integer nreg = 2;
```

Four ZA double-vectors (FEAT_SME2)

31	30	29	28	27	26	25	24	23	22	21	20	19	18	17	16	15	14	13	12	11	10	9	8	7	6	5	4	3	2	1	0
1	1	0	0	0	0	0	1	0	1	1	1	Zm				0	Rv	0	1	0	Zn				1	1	0	off2			
U																												S		op	

Encoding

```
UMLSL ZA.S[<Wv>, <offs1>:<offs2>{, VGx4}], { <Zn1>.H-<Zn4>.H }, <Zm>.H
```

Decode for this encoding

```
if !IsFeatureImplemented(FEAT_SME2) then EndOfDecode(Decode_UNDEF);
constant integer esize = 32;
constant integer v = UInt('010':Rv);
constant integer n = UInt(Zn);
constant integer m = UInt('0':Zm);
constant integer offset = UInt(off2:'0');
constant integer nreg = 4;
```

Assembler Symbols

<Wv>	Is the 32-bit name of the vector select register W8-W11, encoded in the "Rv" field.
<offs1>	For the "One ZA double-vector" variant: is the first vector select offset, encoded as "off3" field times 2. For the "Four ZA double-vectors" and "Two ZA double-vectors" variants: is the first vector select offset, encoded as "off2" field times 2.
<offs2>	For the "One ZA double-vector" variant: is the second vector select offset, encoded as "off3" field times 2 plus 1. For the "Four ZA double-vectors" and "Two ZA double-vectors" variants: is the second vector select offset, encoded as "off2" field times 2 plus 1.
<Zn>	Is the name of the first source scalable vector register, encoded in the "Zn" field.
<Zm>	Is the name of the second source scalable vector register Z0-Z15, encoded in the "Zm" field.
<Zn1>	Is the name of the first scalable vector register of the first source multi-vector group, encoded as "Zn".
<Zn2>	Is the name of the second scalable vector register of the first source multi-vector group, encoded as "Zn" plus 1 modulo 32.
<Zn4>	Is the name of the fourth scalable vector register of the first source multi-vector group, encoded as "Zn" plus 3 modulo 32.

Operation

```
CheckStreamingSVEAndZAEEnabled();
constant integer VL = CurrentVL;
constant integer elements = VL DIV esize;
constant integer vectors = VL DIV 8;
constant integer vstride = vectors DIV nreg;
constant bits(32) vbase = X[v, 32];
integer vec = (UInt(vbase) + offset) MOD vstride;
bits(VL) result;
vec = vec - (vec MOD 2);

for r = 0 to nreg-1
    constant bits(VL) operand1 = Z[(n+r) MOD 32, VL];
    constant bits(VL) operand2 = Z[m, VL];
    for i = 0 to 1
        constant bits(VL) operand3 = ZAvector[vec + i, VL];
        for e = 0 to elements-1
            constant integer element1 = UInt(Elem[operand1, 2 * e + i, esize DIV 2]);
            constant integer element2 = UInt(Elem[operand2, 2 * e + i, esize DIV 2]);
            constant bits(esize) product = (element1 * element2)<esize-1:0>;
            Elem[result, e, esize] = Elem[operand3, e, esize] - product;
        ZAvector[vec + i, VL] = result;
    vec = vec + vstride;
```

Operational information

If PSTATE.DIT is 1:

- The execution time of this instruction is independent of:
 - The values of the data supplied in any of its registers.
 - The values of the NZCV flags.
- The response of this instruction to asynchronous exceptions does not vary based on:
 - The values of the data supplied in any of its registers.
 - The values of the NZCV flags.

Internal version only: aarchmrs v2025-03_rel, pseudocode v2025-03_rel ; Build timestamp: 2025-03-21T17:41

Copyright © 2010-2025 Arm Limited or its affiliates. All rights reserved. This document is Non-Confidential.

UMLSL (multiple vectors)

Multi-vector unsigned integer multiply-subtract long

This instruction multiplies each unsigned 16-bit element in the two or four first source vectors with each unsigned 16-bit element in the two or four second source vectors, widens each product to 32 bits, and destructively subtracts these values from the corresponding 32-bit elements of the ZA double-vector groups.

The double-vector group within each half of or each quarter of the ZA array is selected by the sum of the vector select register and offset range, modulo half or quarter the number of ZA array vectors.

The vector group symbol, VGx2 or VGx4, indicates that the ZA operand consists of two or four ZA double-vector groups respectively. The vector group symbol is preferred for disassembly, but optional in assembler source code.

This instruction is unpredicated.

It has encodings from 2 classes: [Two ZA double-vectors](#) and [Four ZA double-vectors](#)

Two ZA double-vectors

(FEAT_SME2)

31	30	29	28	27	26	25	24	23	22	21	20	19	18	17	16	15	14	13	12	11	10	9	8	7	6	5	4	3	2	1	0
1	1	0	0	0	0	0	1	1	1	1	Zm				0	0	Rv		0	1	0	Zn				0	1	1	0	off2	
																												U S			

Encoding

UMLSL ZA.S[<Wv>, <offs1>:<offs2>{, VGx2}], { <Zn1>.H-<Zn2>.H }, { <Zm1>.H-<Zm2>.H }

Decode for this encoding

```
if !IsFeatureImplemented(FEAT_SME2) then EndOfDecode(Decode_UNDEF);
constant integer esize = 32;
constant integer v = UInt('010':Rv);
constant integer n = UInt(Zn:'0');
constant integer m = UInt(Zm:'0');
constant integer offset = UInt(off2:'0');
constant integer nreg = 2;
```

Four ZA double-vectors

(FEAT_SME2)

31	30	29	28	27	26	25	24	23	22	21	20	19	18	17	16	15	14	13	12	11	10	9	8	7	6	5	4	3	2	1	0	
1	1	0	0	0	0	0	1	1	1	1	Zm				0	1	0	Rv		0	1	0	Zn				0	0	1	1	0	off2
																												U S				

Encoding

UMLSL ZA.S[<Wv>, <offs1>:<offs2>{, VGx4}], { <Zn1>.H-<Zn4>.H }, { <Zm1>.H-<Zm4>.H }

Decode for this encoding

```
if !IsFeatureImplemented(FEAT_SME2) then EndOfDecode(Decode_UNDEF);
constant integer esize = 32;
constant integer v = UInt('010':Rv);
constant integer n = UInt(Zn:'00');
constant integer m = UInt(Zm:'00');
constant integer offset = UInt(off2:'0');
constant integer nreg = 4;
```

Assembler Symbols

<Wv> Is the 32-bit name of the vector select register W8-W11, encoded in the "Rv" field.

<offs1>	Is the first vector select offset, encoded as "off2" field times 2.
<offs2>	Is the second vector select offset, encoded as "off2" field times 2 plus 1.
<Zn1>	For the "Two ZA double-vectors" variant: is the name of the first scalable vector register of the first source multi-vector group, encoded as "Zn" times 2. For the "Four ZA double-vectors" variant: is the name of the first scalable vector register of the first source multi-vector group, encoded as "Zn" times 4.
<Zn2>	Is the name of the second scalable vector register of the first source multi-vector group, encoded as "Zn" times 2 plus 1.
<Zm1>	For the "Two ZA double-vectors" variant: is the name of the first scalable vector register of the second source multi-vector group, encoded as "Zm" times 2. For the "Four ZA double-vectors" variant: is the name of the first scalable vector register of the second source multi-vector group, encoded as "Zm" times 4.
<Zm2>	Is the name of the second scalable vector register of the second source multi-vector group, encoded as "Zm" times 2 plus 1.
<Zn4>	Is the name of the fourth scalable vector register of the first source multi-vector group, encoded as "Zn" times 4 plus 3.
<Zm4>	Is the name of the fourth scalable vector register of the second source multi-vector group, encoded as "Zm" times 4 plus 3.

Operation

```

CheckStreamingSVEAndZAAEnabled();
constant integer VL = CurrentVL;
constant integer elements = VL DIV esize;
constant integer vectors = VL DIV 8;
constant integer vstride = vectors DIV nreg;
constant bits(32) vbase = X[v, 32];
integer vec = (UInt(vbase) + offset) MOD vstride;
bits(VL) result;
vec = vec - (vec MOD 2);

for r = 0 to nreg-1
    constant bits(VL) operand1 = Z[n+r, VL];
    constant bits(VL) operand2 = Z[m+r, VL];
    for i = 0 to 1
        constant bits(VL) operand3 = ZAvector[vec + i, VL];
        for e = 0 to elements-1
            constant integer element1 = UInt(Elem[operand1, 2 * e + i, esize DIV 2]);
            constant integer element2 = UInt(Elem[operand2, 2 * e + i, esize DIV 2]);
            constant bits(esize) product = (element1 * element2)<esize-1:0>;
            Elem[result, e, esize] = Elem[operand3, e, esize] - product;
        ZAvector[vec + i, VL] = result;
    vec = vec + vstride;

```

Operational information

If PSTATE.DIT is 1:

- The execution time of this instruction is independent of:
 - The values of the data supplied in any of its registers.
 - The values of the NZCV flags.
- The response of this instruction to asynchronous exceptions does not vary based on:
 - The values of the data supplied in any of its registers.
 - The values of the NZCV flags.

Internal version only: aarchmrs v2025-03_rel, pseudocode v2025-03_rel ; Build timestamp: 2025-03-21T17:41

Copyright © 2010-2025 Arm Limited or its affiliates. All rights reserved. This document is Non-Confidential.

UMLSLL (multiple and indexed vector)

Multi-vector unsigned integer multiply-subtract long-long by indexed element

This instruction multiplies each unsigned 8-bit or 16-bit element in the one, two, or four first source vectors with each unsigned 8-bit or 16-bit indexed element of the second source vector, widens each product to 32 bits or 64 bits, and destructively subtracts these values from the corresponding 32-bit or 64-bit elements of the ZA quad-vector groups.

The elements within the second source vector are specified using an immediate element index which selects the same element position within each 128-bit vector segment. The index range is from 0 to one less than the number of elements per 128-bit segment.

The quad-vector group within all of, each half of, or each quarter of the ZA array is selected by the sum of the vector select register and offset range, modulo all, half, or quarter the number of ZA array vectors.

The vector group symbol, VGx2 or VGx4, indicates that the ZA operand consists of two or four ZA quad-vector groups respectively. The vector group symbol is preferred for disassembly, but optional in assembler source code.

This instruction is unpredicated.

ID_AA64SMFR0_EL1.I16I64 indicates whether the 16-bit integer variant is implemented.

It has encodings from 6 classes: [One ZA quad-vector of 32-bit elements](#) , [One ZA quad-vector of 64-bit elements](#) , [Two ZA quad-vectors of 32-bit elements](#) , [Two ZA quad-vectors of 64-bit elements](#) , [Four ZA quad-vectors of 32-bit elements](#) and [Four ZA quad-vectors of 64-bit elements](#)

One ZA quad-vector of 32-bit elements (FEAT_SME2)

31	30	29	28	27	26	25	24	23	22	21	20	19	18	17	16	15	14	13	12	11	10	9	8	7	6	5	4	3	2	1	0		
1	1	0	0	0	0	0	1	0	0	0	0	Zm			i4h	Rv	i4l			Zn			1	1	0	off2							
																												U		S		op	

Encoding

UMLSLL ZA.S[<Wv>, <offs1>:<offs4>], <Zn>.B, <Zm>.B[<index>]

Decode for this encoding

```
if !IsFeatureImplemented(FEAT_SME2) then EndOfDecode(Decode_UNDEF);
constant integer esize = 32;
constant integer v = UInt('010':Rv);
constant integer n = UInt(Zn);
constant integer m = UInt('0':Zm);
constant integer offset = UInt(off2:'00');
constant integer index = UInt(i4h:i4l);
constant integer nreg = 1;
```

One ZA quad-vector of 64-bit elements (FEAT_SME2 && FEAT_SME_I16I64)

31	30	29	28	27	26	25	24	23	22	21	20	19	18	17	16	15	14	13	12	11	10	9	8	7	6	5	4	3	2	1	0
1	1	0	0	0	0	0	1	1	0	0	0	Zm			i3h	Rv	0	i3l	Zn			1	1	0	off2						
																												U		S	

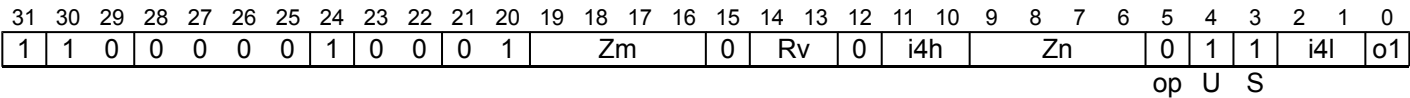
Encoding

UMLSLL ZA.D[<Wv>, <offs1>:<offs4>], <Zn>.H, <Zm>.H[<index>]

Decode for this encoding

```
if !(IsFeatureImplemented(FEAT_SME2) && IsFeatureImplemented(FEAT_SME_I16I64)) then
  EndOfDecode(Decode_UNDEF);
constant integer esize = 64;
constant integer v = UInt('010':Rv);
constant integer n = UInt(Zn);
constant integer m = UInt('0':Zm);
constant integer offset = UInt(off2:'00');
constant integer index = UInt(i3h:i3l);
constant integer nreg = 1;
```

Two ZA quad-vectors of 32-bit elements
(FEAT_SME2)



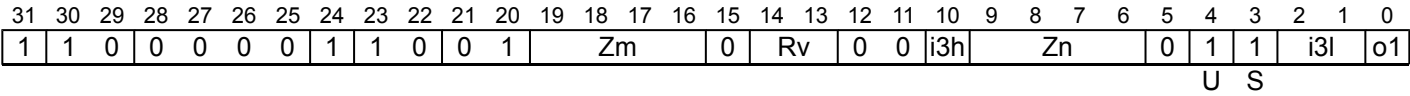
Encoding

UMLSLL ZA.S[<Wv>, <offs1>:<offs4>{, VGx2}], { <Zn1>.B-<Zn2>.B }, <Zm>.B[<index>]

Decode for this encoding

```
if !IsFeatureImplemented(FEAT_SME2) then EndOfDecode(Decode_UNDEF);
constant integer esize = 32;
constant integer v = UInt('010':Rv);
constant integer n = UInt(Zn:'0');
constant integer m = UInt('0':Zm);
constant integer offset = UInt(o1:'00');
constant integer index = UInt(i4h:i4l);
constant integer nreg = 2;
```

Two ZA quad-vectors of 64-bit elements
(FEAT_SME2 && FEAT_SME_I16I64)



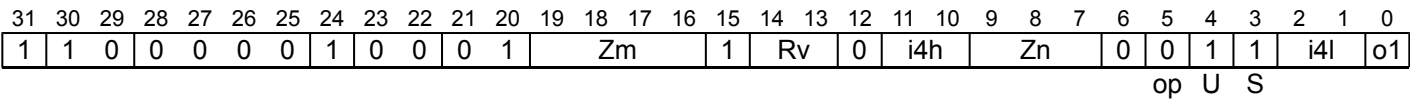
Encoding

UMLSLL ZA.D[<Wv>, <offs1>:<offs4>{, VGx2}], { <Zn1>.H-<Zn2>.H }, <Zm>.H[<index>]

Decode for this encoding

```
if !(IsFeatureImplemented(FEAT_SME2) && IsFeatureImplemented(FEAT_SME_I16I64)) then
  EndOfDecode(Decode_UNDEF);
constant integer esize = 64;
constant integer v = UInt('010':Rv);
constant integer n = UInt(Zn:'0');
constant integer m = UInt('0':Zm);
constant integer offset = UInt(o1:'00');
constant integer index = UInt(i3h:i3l);
constant integer nreg = 2;
```


Four ZA quad-vectors of 32-bit elements
(FEAT_SME2)



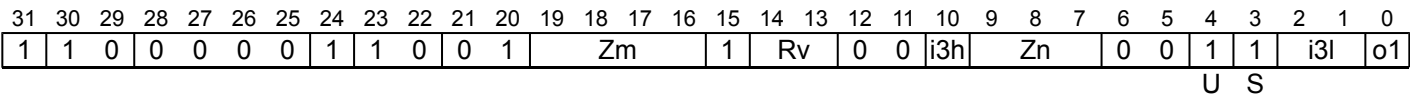
Encoding

```
UMLSLL ZA.S[<Wv>, <offs1>:<offs4>{, VGx4}], { <Zn1>.B-<Zn4>.B }, <Zm>.B[<index>]
```

Decode for this encoding

```
if !IsFeatureImplemented(FEAT_SME2) then EndOfDecode(Decode_UNDEF);
constant integer esize = 32;
constant integer v = UInt('010':Rv);
constant integer n = UInt(Zn:'00');
constant integer m = UInt('0':Zm);
constant integer offset = UInt(o1:'00');
constant integer index = UInt(i4h:i4l);
constant integer nreg = 4;
```

Four ZA quad-vectors of 64-bit elements
(FEAT_SME2 && FEAT_SME_I16I64)



Encoding

```
UMLSLL ZA.D[<Wv>, <offs1>:<offs4>{, VGx4}], { <Zn1>.H-<Zn4>.H }, <Zm>.H[<index>]
```

Decode for this encoding

```
if !(IsFeatureImplemented(FEAT_SME2) && IsFeatureImplemented(FEAT_SME_I16I64)) then
    EndOfDecode(Decode_UNDEF);
constant integer esize = 64;
constant integer v = UInt('010':Rv);
constant integer n = UInt(Zn:'00');
constant integer m = UInt('0':Zm);
constant integer offset = UInt(o1:'00');
constant integer index = UInt(i3h:i3l);
constant integer nreg = 4;
```

Assembler Symbols

- <Wv> Is the 32-bit name of the vector select register W8-W11, encoded in the "Rv" field.
- <offs1> For the "One ZA quad-vector of 32-bit elements" and "One ZA quad-vector of 64-bit elements" variants: is the first vector select offset, encoded as "off2" field times 4.
For the "Four ZA quad-vectors of 32-bit elements", "Four ZA quad-vectors of 64-bit elements", "Two ZA quad-vectors of 32-bit elements", and "Two ZA quad-vectors of 64-bit elements" variants: is the first vector select offset, encoded as "o1" field times 4.
- <offs4> For the "One ZA quad-vector of 32-bit elements" and "One ZA quad-vector of 64-bit elements" variants: is the fourth vector select offset, encoded as "off2" field times 4 plus 3.
For the "Four ZA quad-vectors of 32-bit elements", "Four ZA quad-vectors of 64-bit elements", "Two ZA quad-vectors of 32-bit elements", and "Two ZA quad-vectors of 64-bit elements" variants: is the fourth vector select offset, encoded as "o1" field times 4 plus 3.
- <Zn> Is the name of the first source scalable vector register, encoded in the "Zn" field.
- <Zm> Is the name of the second source scalable vector register Z0-Z15, encoded in the "Zm" field.

<index>	For the "Four ZA quad-vectors of 32-bit elements", "One ZA quad-vector of 32-bit elements", and "Two ZA quad-vectors of 32-bit elements" variants: is the element index, in the range 0 to 15, encoded in the "i4h:i4l" fields. For the "Four ZA quad-vectors of 64-bit elements", "One ZA quad-vector of 64-bit elements", and "Two ZA quad-vectors of 64-bit elements" variants: is the element index, in the range 0 to 7, encoded in the "i3h:i3l" fields.
<Zn1>	For the "Two ZA quad-vectors of 32-bit elements" and "Two ZA quad-vectors of 64-bit elements" variants: is the name of the first scalable vector register of the first source multi-vector group, encoded as "Zn" times 2. For the "Four ZA quad-vectors of 32-bit elements" and "Four ZA quad-vectors of 64-bit elements" variants: is the name of the first scalable vector register of the first source multi-vector group, encoded as "Zn" times 4.
<Zn2>	Is the name of the second scalable vector register of the first source multi-vector group, encoded as "Zn" times 2 plus 1.
<Zn4>	Is the name of the fourth scalable vector register of the first source multi-vector group, encoded as "Zn" times 4 plus 3.

Operation

```

CheckStreamingSVEAndZAAEnabled();
constant integer VL = CurrentVL;
constant integer elements = VL DIV esize;
constant integer vectors = VL DIV 8;
constant integer vstride = vectors DIV nreg;
constant integer eltspersegment = 128 DIV esize;
constant bits(32) vbase = X[v, 32];
integer vec = (UInt(vbase) + offset) MOD vstride;
bits(VL) result;
vec = vec - (vec MOD 4);

for r = 0 to nreg-1
    constant bits(VL) operand1 = Z[n+r, VL];
    constant bits(VL) operand2 = Z[m, VL];
    for i = 0 to 3
        constant bits(VL) operand3 = ZAvector[vec + i, VL];
        for e = 0 to elements-1
            constant integer segmentbase = e - (e MOD eltspersegment);
            constant integer s = 4 * segmentbase + index;
            constant integer element1 = UInt(Elem[operand1, 4 * e + i, esize DIV 4]);
            constant integer element2 = UInt(Elem[operand2, s, esize DIV 4]);
            constant bits(esize) product = (element1 * element2) < esize-1:0>;
            Elem[result, e, esize] = Elem[operand3, e, esize] - product;
        ZAvector[vec + i, VL] = result;
    vec = vec + vstride;

```

Operational information

If PSTATE.DIT is 1:

- The execution time of this instruction is independent of:
 - The values of the data supplied in any of its registers.
 - The values of the NZCV flags.
- The response of this instruction to asynchronous exceptions does not vary based on:
 - The values of the data supplied in any of its registers.
 - The values of the NZCV flags.

Internal version only: aarchmrs v2025-03_rel, pseudocode v2025-03_rel ; Build timestamp: 2025-03-21T17:41

Copyright © 2010-2025 Arm Limited or its affiliates. All rights reserved. This document is Non-Confidential.

UMLSLL (multiple and single vector)

Multi-vector unsigned integer multiply-subtract long-long by vector

This instruction multiplies each unsigned 8-bit or 16-bit element in the one, two, or four first source vectors with each unsigned 8-bit or 16-bit element in the second source vector, widens each product to 32 bits or 64 bits, and destructively subtracts these values from the corresponding 32-bit or 64-bit elements of the ZA quad-vector groups.

The quad-vector group within all of, each half of, or each quarter of the ZA array is selected by the sum of the vector select register and offset range, modulo all, half, or quarter the number of ZA array vectors.

The vector group symbol, VGx2 or VGx4, indicates that the ZA operand consists of two or four ZA quad-vector groups respectively. The vector group symbol is preferred for disassembly, but optional in assembler source code.

This instruction is unpredicated.

ID_AA64SMFR0_EL1.I16I64 indicates whether the 16-bit integer variant is implemented.

It has encodings from 3 classes: [One ZA quad-vector](#) , [Two ZA quad-vectors](#) and [Four ZA quad-vectors](#)

One ZA quad-vector (FEAT_SME2)

31	30	29	28	27	26	25	24	23	22	21	20	19	18	17	16	15	14	13	12	11	10	9	8	7	6	5	4	3	2	1	0
1	1	0	0	0	0	0	1	0	sz	1	0	Zm			0	Rv	0	0	1	Zn			1	1	0	off2					
																											U	S	op		

Encoding

UMLSLL ZA.<T>[<Wv>, <offs1>:<offs4>], <Zn>.<Tb>, <Zm>.<Tb>

Decode for this encoding

```
if !IsFeatureImplemented(FEAT_SME2) then EndOfDecode(Decode_UNDEF);
if sz == '1' && !IsFeatureImplemented(FEAT_SME_I16I64) then EndOfDecode(Decode_UNDEF);
constant integer esize = 32 << UInt(sz);
constant integer v = UInt('010':Rv);
constant integer n = UInt(Zn);
constant integer m = UInt('0':Zm);
constant integer offset = UInt(off2:'00');
constant integer nreg = 1;
```

Two ZA quad-vectors (FEAT_SME2)

31	30	29	28	27	26	25	24	23	22	21	20	19	18	17	16	15	14	13	12	11	10	9	8	7	6	5	4	3	2	1	0
1	1	0	0	0	0	0	1	0	sz	1	0	Zm			0	Rv	0	0	0	Zn			1	1	0	0	0	0	1		
																											U	S	op		

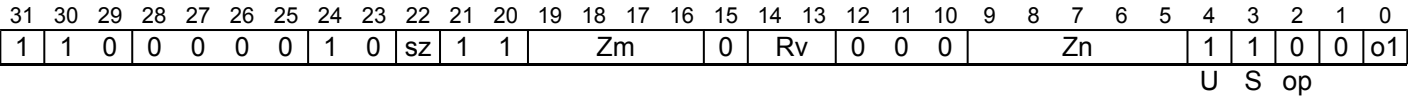
Encoding

UMLSLL ZA.<T>[<Wv>, <offs1>:<offs4>{, VGx2}], { <Zn1>.<Tb>-<Zn2>.<Tb> }, <Zm>.<Tb>

Decode for this encoding

```
if !IsFeatureImplemented(FEAT_SME2) then EndOfDecode(Decode_UNDEF);
if sz == '1' && !IsFeatureImplemented(FEAT_SME_I16I64) then EndOfDecode(Decode_UNDEF);
constant integer esize = 32 << UInt(sz);
constant integer v = UInt('010':Rv);
constant integer n = UInt(Zn);
constant integer m = UInt('0':Zm);
constant integer offset = UInt(o1:'00');
constant integer nreg = 2;
```

Four ZA quad-vectors
(FEAT_SME2)



Encoding

```
UMLSLL ZA.<T>[<Wv>, <offs1>:<offs4>{, VGx4}], { <Zn1>.<Tb>-<Zn4>.<Tb> }, <Zm>.<Tb>
```

Decode for this encoding

```
if !IsFeatureImplemented(FEAT_SME2) then EndOfDecode(Decode_UNDEF);
if sz == '1' && !IsFeatureImplemented(FEAT_SME_I16I64) then EndOfDecode(Decode_UNDEF);
constant integer esize = 32 << UInt(sz);
constant integer v = UInt('010':Rv);
constant integer n = UInt(Zn);
constant integer m = UInt('0':Zm);
constant integer offset = UInt(o1:'00');
constant integer nreg = 4;
```

Assembler Symbols

- <T> Is the size specifier, encoded in “sz”:
- | sz | <T> |
|----|-----|
| 0 | S |
| 1 | D |
- <Wv> Is the 32-bit name of the vector select register W8-W11, encoded in the "Rv" field.
- <offs1> For the "One ZA quad-vector" variant: is the first vector select offset, encoded as "off2" field times 4.
For the "Four ZA quad-vectors" and "Two ZA quad-vectors" variants: is the first vector select offset, encoded as "o1" field times 4.
- <offs4> For the "One ZA quad-vector" variant: is the fourth vector select offset, encoded as "off2" field times 4 plus 3.
For the "Four ZA quad-vectors" and "Two ZA quad-vectors" variants: is the fourth vector select offset, encoded as "o1" field times 4 plus 3.
- <Zn> Is the name of the first source scalable vector register, encoded in the "Zn" field.
- <Tb> Is the size specifier, encoded in “sz”:
- | sz | <Tb> |
|----|------|
| 0 | B |
| 1 | H |
- <Zm> Is the name of the second source scalable vector register Z0-Z15, encoded in the "Zm" field.
- <Zn1> Is the name of the first scalable vector register of the first source multi-vector group, encoded as "Zn".
- <Zn2> Is the name of the second scalable vector register of the first source multi-vector group, encoded as "Zn" plus 1 modulo 32.
- <Zn4> Is the name of the fourth scalable vector register of the first source multi-vector group, encoded as "Zn" plus 3 modulo 32.

Operation

```
CheckStreamingSVEAndZAAEnabled();
constant integer VL = CurrentVL;
constant integer elements = VL DIV esize;
constant integer vectors = VL DIV 8;
constant integer vstride = vectors DIV nreg;
constant bits(32) vbase = X[v, 32];
integer vec = (UInt(vbase) + offset) MOD vstride;
bits(VL) result;
vec = vec - (vec MOD 4);

for r = 0 to nreg-1
    constant bits(VL) operand1 = Z[(n+r) MOD 32, VL];
    constant bits(VL) operand2 = Z[m, VL];
    for i = 0 to 3
        constant bits(VL) operand3 = ZAvector[vec + i, VL];
        for e = 0 to elements-1
            constant integer element1 = UInt(Elem[operand1, 4 * e + i, esize DIV 4]);
            constant integer element2 = UInt(Elem[operand2, 4 * e + i, esize DIV 4]);
            constant bits(esize) product = (element1 * element2) < esize-1:0>;
            Elem[result, e, esize] = Elem[operand3, e, esize] - product;
        ZAvector[vec + i, VL] = result;
    vec = vec + vstride;
```

Operational information

If PSTATE.DIT is 1:

- The execution time of this instruction is independent of:
 - The values of the data supplied in any of its registers.
 - The values of the NZCV flags.
- The response of this instruction to asynchronous exceptions does not vary based on:
 - The values of the data supplied in any of its registers.
 - The values of the NZCV flags.

Internal version only: aarchmrs v2025-03_rel, pseudocode v2025-03_rel ; Build timestamp: 2025-03-21T17:41

Copyright © 2010-2025 Arm Limited or its affiliates. All rights reserved. This document is Non-Confidential.

UMLSLL (multiple vectors)

Multi-vector unsigned integer multiply-subtract long-long

This instruction multiplies each unsigned 8-bit or 16-bit element in the two or four first source vectors with each unsigned 8-bit or 16-bit element in the one, two, or four second source vectors, widens each product to 32 bits or 64 bits, and destructively subtracts these values from the corresponding 32-bit or 64-bit elements of the ZA quad-vector groups.

The quad-vector group within each half of or each quarter of the ZA array is selected by the sum of the vector select register and offset range, modulo half or quarter the number of ZA array vectors.

The vector group symbol, VGx2 or VGx4, indicates that the ZA operand consists of two or four ZA quad-vector groups respectively. The vector group symbol is preferred for disassembly, but optional in assembler source code.

This instruction is unpredicated.

ID_AA64SMFR0_EL1.I16I64 indicates whether the 16-bit integer variant is implemented.

It has encodings from 2 classes: [Two ZA quad-vectors](#) and [Four ZA quad-vectors](#)

Two ZA quad-vectors (FEAT_SME2)

31	30	29	28	27	26	25	24	23	22	21	20	19	18	17	16	15	14	13	12	11	10	9	8	7	6	5	4	3	2	1	0					
1	1	0	0	0	0	0	1	1	sz	1	Zm			0	0	Rv		0	0	0	Zn			0	1	1	0	0	0	o1						
																											U			S		op				

Encoding

UMLSLL ZA.<T>[<Wv>, <offsets1>:<offsets4>{, VGx2}], { <Zn1>.<Tb>-<Zn2>.<Tb> }, { <Zm1>.<Tb>-<Zm2>.<Tb> }

Decode for this encoding

```
if !IsFeatureImplemented(FEAT_SME2) then EndOfDecode(Decode_UNDEF);
if sz == '1' && !IsFeatureImplemented(FEAT_SME_I16I64) then EndOfDecode(Decode_UNDEF);
constant integer esize = 32 << UInt(sz);
constant integer v = UInt('010':Rv);
constant integer n = UInt(Zn:'0');
constant integer m = UInt(Zm:'0');
constant integer offset = UInt(o1:'00');
constant integer nreg = 2;
```

Four ZA quad-vectors (FEAT_SME2)

31	30	29	28	27	26	25	24	23	22	21	20	19	18	17	16	15	14	13	12	11	10	9	8	7	6	5	4	3	2	1	0
1	1	0	0	0	0	0	1	1	sz	1	Zm		0	1	0	Rv		0	0	0	Zn		0	0	1	1	0	0	0	1	
																											U	S	op		

Encoding

UMLSLL ZA.<T>[<Wv>, <offsets1>:<offsets4>{, VGx4}], { <Zn1>.<Tb>-<Zn4>.<Tb> }, { <Zm1>.<Tb>-<Zm4>.<Tb> }

Decode for this encoding

```
if !IsFeatureImplemented(FEAT_SME2) then EndOfDecode(Decode_UNDEF);
if sz == '1' && !IsFeatureImplemented(FEAT_SME_I16I64) then EndOfDecode(Decode_UNDEF);
constant integer esize = 32 << UInt(sz);
constant integer v = UInt('010':Rv);
constant integer n = UInt(Zn:'00');
constant integer m = UInt(Zm:'00');
constant integer offset = UInt(o1:'00');
constant integer nreg = 4;
```

Assembler Symbols

<T> Is the size specifier, encoded in “sz”:

sz	<T>
0	S
1	D

<Wv> Is the 32-bit name of the vector select register W8-W11, encoded in the "Rv" field.

<offs1> Is the first vector select offset, encoded as "o1" field times 4.

<offs4> Is the fourth vector select offset, encoded as "o1" field times 4 plus 3.

<Zn1> For the "Two ZA quad-vectors" variant: is the name of the first scalable vector register of the first source multi-vector group, encoded as "Zn" times 2.

For the "Four ZA quad-vectors" variant: is the name of the first scalable vector register of the first source multi-vector group, encoded as "Zn" times 4.

<Tb> Is the size specifier, encoded in “sz”:

sz	<Tb>
0	B
1	H

<Zn2> Is the name of the second scalable vector register of the first source multi-vector group, encoded as "Zn" times 2 plus 1.

<Zm1> For the "Two ZA quad-vectors" variant: is the name of the first scalable vector register of the second source multi-vector group, encoded as "Zm" times 2.

For the "Four ZA quad-vectors" variant: is the name of the first scalable vector register of the second source multi-vector group, encoded as "Zm" times 4.

<Zm2> Is the name of the second scalable vector register of the second source multi-vector group, encoded as "Zm" times 2 plus 1.

<Zn4> Is the name of the fourth scalable vector register of the first source multi-vector group, encoded as "Zn" times 4 plus 3.

<Zm4> Is the name of the fourth scalable vector register of the second source multi-vector group, encoded as "Zm" times 4 plus 3.

Operation

```
CheckStreamingSVEAndZAAEnabled();
constant integer VL = CurrentVL;
constant integer elements = VL DIV esize;
constant integer vectors = VL DIV 8;
constant integer vstride = vectors DIV nreg;
constant bits(32) vbase = X[v, 32];
integer vec = (UInt(vbase) + offset) MOD vstride;
bits(VL) result;
vec = vec - (vec MOD 4);

for r = 0 to nreg-1
  constant bits(VL) operand1 = Z[n+r, VL];
  constant bits(VL) operand2 = Z[m+r, VL];
  for i = 0 to 3
    constant bits(VL) operand3 = ZAvector[vec + i, VL];
    for e = 0 to elements-1
      constant integer element1 = UInt(Elem[operand1, 4 * e + i, esize DIV 4]);
      constant integer element2 = UInt(Elem[operand2, 4 * e + i, esize DIV 4]);
      constant bits(esize) product = (element1 * element2) < esize-1:0>;
      Elem[result, e, esize] = Elem[operand3, e, esize] - product;
    ZAvector[vec + i, VL] = result;
  vec = vec + vstride;
```

Operational information

If PSTATE.DIT is 1:

- The execution time of this instruction is independent of:
 - The values of the data supplied in any of its registers.

- The values of the NZCV flags.
- The response of this instruction to asynchronous exceptions does not vary based on:
 - The values of the data supplied in any of its registers.
 - The values of the NZCV flags.

Internal version only: aarchmrs v2025-03_rel, pseudocode v2025-03_rel ; Build timestamp: 2025-03-21T17:41

Copyright © 2010-2025 Arm Limited or its affiliates. All rights reserved. This document is Non-Confidential.

UMOP4A (2-way)

Unsigned integer quarter-tile sums of two outer products, accumulating

This instruction generates four independent quarter-tile unsigned integer sums of outer products from the sub-matrices in the half-vectors of the one or two first and second source vectors and accumulates the results to the corresponding elements of a 32-bit element ZA tile.

Each of the quarter-tile sums of outer products is generated by multiplying the $SVL_S \div 2 \times 2$ sub-matrix of 16-bit unsigned values held in the half-vectors of the first source vectors by the $2 \times SVL_S \div 2$ sub-matrix of 16-bit unsigned values held in the half-vectors of the second source vectors. Each 32-bit container of the half-vectors in the first source vectors holds 2 elements of each row of a $SVL_S \div 2 \times 2$ sub-matrix. Similarly, each 32-bit container of the half-vectors in the second source vector holds 2 elements of each column of a $2 \times SVL_S \div 2$ sub-matrix. The resulting quarter-tile $SVL_S \div 2 \times SVL_S \div 2$ widened 32-bit integer sums of outer products are then destructively added to the 32-bit integer destination tile.

This is equivalent to performing a 2-way dot product and accumulate to each of the destination tile elements.

This instruction is unpredicated.

It has encodings from 4 classes: [Single and multiple vectors](#) , [Single vectors](#) , [Multiple and single vectors](#) and [Multiple vectors](#)

Single and multiple vectors
(FEAT_SME_MOP4)

31	30	29	28	27	26	25	24	23	22	21	20	19	18	17	16	15	14	13	12	11	10	9	8	7	6	5	4	3	2	1	0
1	0	0	0	0	0	0	1	0	0	0	1	Zm			0	1	0	0	0	0	0	0	Zn			0	0	1	0	ZAda	
u0								M				N								S											

Encoding

UMOP4A <ZAda>.S, <Zn>.H, { <Zm1>.H-<Zm2>.H }

Decode for this encoding

```
if !IsFeatureImplemented(FEAT_SME_MOP4) then EndOfDecode(Decode_UNDEF);
constant integer esize = 32;
constant integer n = UInt('0':Zn:'0');
constant integer m = UInt('1':Zm:'0');
constant integer nreg = 1;
constant integer mreg = 2;
constant integer da = UInt(ZAda);
constant boolean sub_op = FALSE;
constant boolean op1_unsigned = TRUE;
constant boolean op2_unsigned = TRUE;
```

Single vectors
(FEAT_SME_MOP4)

31	30	29	28	27	26	25	24	23	22	21	20	19	18	17	16	15	14	13	12	11	10	9	8	7	6	5	4	3	2	1	0
1	0	0	0	0	0	0	1	0	0	0	0	Zm			0	1	0	0	0	0	0	0	Zn			0	0	1	0	ZAda	
u0											M				N								S								

Encoding

UMOP4A <ZAda>.S, <Zn>.H, <Zm>.H

Decode for this encoding

```
if !IsFeatureImplemented(FEAT_SME_MOP4) then EndOfDecode(Decode_UNDEF);
constant integer esize = 32;
constant integer n = UInt('0':Zn:'0');
constant integer m = UInt('1':Zm:'0');
constant integer nreg = 1;
constant integer mreg = 1;
constant integer da = UInt(ZAda);
constant boolean sub_op = FALSE;
constant boolean op1_unsigned = TRUE;
constant boolean op2_unsigned = TRUE;
```

Multiple and single vectors
(FEAT_SME_MOP4)

31	30	29	28	27	26	25	24	23	22	21	20	19	18	17	16	15	14	13	12	11	10	9	8	7	6	5	4	3	2	1	0
1	0	0	0	0	0	0	1	0	0	0	0	Zm			0	1	0	0	0	0	0	1	Zn			0	0	1	0	ZAda	
u0											M				N										S						

Encoding

UMOP4A <ZAda>.S, { <Zn1>.H-<Zn2>.H }, <Zm>.H

Decode for this encoding

```
if !IsFeatureImplemented(FEAT_SME_MOP4) then EndOfDecode(Decode_UNDEF);
constant integer esize = 32;
constant integer n = UInt('0':Zn:'0');
constant integer m = UInt('1':Zm:'0');
constant integer nreg = 2;
constant integer mreg = 1;
constant integer da = UInt(ZAda);
constant boolean sub_op = FALSE;
constant boolean op1_unsigned = TRUE;
constant boolean op2_unsigned = TRUE;
```

Multiple vectors
(FEAT_SME_MOP4)

31	30	29	28	27	26	25	24	23	22	21	20	19	18	17	16	15	14	13	12	11	10	9	8	7	6	5	4	3	2	1	0
1	0	0	0	0	0	0	1	0	0	0	1	Zm			0	1	0	0	0	0	0	1	Zn			0	0	1	0	ZAda	
u0											M				N										S						

Encoding

```
UMOP4A <ZAda>.S, { <Zn1>.H-<Zn2>.H }, { <Zm1>.H-<Zm2>.H }
```

Decode for this encoding

```
if !IsFeatureImplemented(FEAT_SME_MOP4) then EndOfDecode(Decode_UNDEF);
constant integer esize = 32;
constant integer n = UInt('0':Zn:'0');
constant integer m = UInt('1':Zm:'0');
constant integer nreg = 2;
constant integer mreg = 2;
constant integer da = UInt(ZAda);
constant boolean sub_op = FALSE;
constant boolean op1_unsigned = TRUE;
constant boolean op2_unsigned = TRUE;
```

Assembler Symbols

<ZAda>	Is the name of the ZA tile ZA0-ZA3, encoded in the "ZAda" field.
<Zn>	Is the name of the first source scalable vector register, registers in the range Z0-Z15, encoded as "Zn" times 2.
<Zm1>	Is the name of the first scalable vector register of the second source multi-vector group, in the range Z16-Z31, encoded as "Zm" times 2 plus 16.
<Zm2>	Is the name of the second scalable vector register of the second source multi-vector group, in the range Z16-Z31, encoded as "Zm" times 2 plus 17.
<Zm>	Is the name of the second source scalable vector register, registers in the range Z16-Z31, encoded as "Zm" times 2 plus 16.
<Zn1>	Is the name of the first scalable vector register of the first source multi-vector group, in the range Z0-Z15, encoded as "Zn" times 2.
<Zn2>	Is the name of the second scalable vector register of the first source multi-vector group, in the range Z0-Z15, encoded as "Zn" times 2 plus 1.

Operation

```
CheckStreamingSVEAndZAAEnabled();
constant integer VL = CurrentVL;
constant integer hvsize = VL DIV 2;
constant integer dim = hvsize DIV esize;
constant integer tileSize = 4*dim*dim*esize;
constant bits(tileSize) op3 = ZAtile[da, esize, tileSize];
bits(tileSize) result;
integer prod;

for outprod = 0 to 3
    constant integer row_hv = outprod DIV 2;
    constant integer col_hv = outprod MOD 2;
    constant integer row_base = row_hv * dim;
    constant integer col_base = col_hv * dim;

    constant bits(VL) op1 = Z[n + (nreg-1)*col_hv, VL];
    constant bits(VL) op2 = Z[m + (mreg-1)*row_hv, VL];

    for row = 0 to dim-1
        for col = 0 to dim-1
            constant integer row_idx = row_base + row;
            constant integer col_idx = col_base + col;
            constant integer tile_idx = row_idx * dim * 2 + col_idx;

            bits(esize) sum = Elem[op3, tile_idx, esize];

            for k = 0 to 1
                prod = (Int(Elem[op1, 2*row_idx + k, esize DIV 2], op1_unsigned) *
                    Int(Elem[op2, 2*col_idx + k, esize DIV 2], op2_unsigned));
                if sub_op then prod = -prod;
                sum = sum + prod;
            Elem[result, tile_idx, esize] = sum;
    ZAtile[da, esize, tileSize] = result;
```

Operational information

If PSTATE.DIT is 1:

- The execution time of this instruction is independent of:
 - The values of the data supplied in any of its registers.
 - The values of the NZCV flags.
- The response of this instruction to asynchronous exceptions does not vary based on:
 - The values of the data supplied in any of its registers.
 - The values of the NZCV flags.

Internal version only: aarchmrs v2025-03_rel, pseudocode v2025-03_rel ; Build timestamp: 2025-03-21T17:41

Copyright © 2010-2025 Arm Limited or its affiliates. All rights reserved. This document is Non-Confidential.

UMOP4A (4-way)

Unsigned integer quarter-tile sums of four outer products, accumulating

This instruction generates four independent quarter-tile unsigned integer sums of outer products from the sub-matrices in the half-vectors of the one or two first and second source vectors and accumulates the results to the corresponding elements of a 32-bit or 64-bit element ZA tile.

In case of the 8-bit integer variant, each of the quarter-tile sums of outer products is generated by multiplying the $SVL_S \div 2 \times 4$ sub-matrix of 8-bit unsigned values held in the half-vectors of the first source vectors by the $4 \times SVL_D \div 2$ sub-matrix of 8-bit unsigned values held in the half-vectors of the second source vectors. Each 32-bit container of the half-vectors in the first source vectors holds 4 elements of each row of a $SVL_S \div 2 \times 4$ sub-matrix. Similarly, each 32-bit container of the half-vectors in the second source vector holds 4 elements of each column of a $4 \times SVL_D \div 2$ sub-matrix.

In case of the 16-bit integer variant, each of the quarter-tile sums of outer products is generated by multiplying the $SVL_D \div 2 \times 4$ sub-matrix of 16-bit unsigned values held in the half-vectors of the first source vectors by the $4 \times SVL_D \div 2$ sub-matrix of 16-bit unsigned values held in the half-vectors of the second source vectors. Each 64-bit container of the half-vectors in the first source vectors holds 4 elements of each row of a $SVL_D \div 2 \times 4$ sub-matrix. Similarly, each 64-bit container of the half-vectors in the second source vector holds 4 elements of each column of a $4 \times SVL_D \div 2$ sub-matrix.

The resulting quarter-tile $SVL_S \div 2 \times SVL_S \div 2$ widened 32-bit integer sums of outer products in case of the 8-bit integer variant or $SVL_D \div 2 \times SVL_D \div 2$ widened 64-bit integer sums of outer products in case of the 16-bit integer variant are then destructively added to the 32-bit or 64-bit integer destination tile respectively.

This is equivalent to performing a 4-way dot product and accumulate to each of the destination tile elements.

This instruction is unpredicated.

It has encodings from 8 classes: [32-bit, single and multiple vectors](#), [32-bit, single vectors](#), [32-bit, multiple and single vectors](#), [32-bit, multiple vectors](#), [64-bit, single and multiple vectors](#), [64-bit, single vectors](#), [64-bit, multiple and single vectors](#) and [64-bit, multiple vectors](#)

32-bit, single and multiple vectors

(FEAT_SME_MOP4)

31	30	29	28	27	26	25	24	23	22	21	20	19	18	17	16	15	14	13	12	11	10	9	8	7	6	5	4	3	2	1	0
1	0	0	0	0	0	0	1	0	0	1	1	Zm		0	1	0	0	0	0	0	0	0	Zn		0	0	0	0	ZAda		
u0							u1				M	N										S									

Encoding

UMOP4A <ZAda>.S, <Zn>.B, { <Zm1>.B-<Zm2>.B }

Decode for this encoding

```
if !IsFeatureImplemented(FEAT_SME_MOP4) then EndOfDecode(Decode_UNDEF);
constant integer esize = 32;
constant integer n = UInt('0':Zn:'0');
constant integer m = UInt('1':Zm:'0');
constant integer nreg = 1;
constant integer mreg = 2;
constant integer da = UInt(ZAda);
constant boolean sub_op = FALSE;
constant boolean op1_unsigned = TRUE;
constant boolean op2_unsigned = TRUE;
```

32-bit, single vectors

(FEAT_SME_MOP4)

31	30	29	28	27	26	25	24	23	22	21	20	19	18	17	16	15	14	13	12	11	10	9	8	7	6	5	4	3	2	1	0
1	0	0	0	0	0	0	1	0	0	1	0	Zm		0	1	0	0	0	0	0	0	0	Zn		0	0	0	0	ZAda		
u0							u1				M	N										S									

Encoding

UMOP4A <ZAda>.S, <Zn>.B, <Zm>.B

Decode for this encoding

```
if !IsFeatureImplemented(FEAT_SME_MOP4) then EndOfDecode(Decode_UNDEF);
constant integer esize = 32;
constant integer n = UInt('0':Zn:'0');
constant integer m = UInt('1':Zm:'0');
constant integer nreg = 1;
constant integer mreg = 1;
constant integer da = UInt(ZAda);
constant boolean sub_op = FALSE;
constant boolean op1_unsigned = TRUE;
constant boolean op2_unsigned = TRUE;
```

32-bit, multiple and single vectors
(FEAT_SME_MOP4)

31	30	29	28	27	26	25	24	23	22	21	20	19	18	17	16	15	14	13	12	11	10	9	8	7	6	5	4	3	2	1	0
1	0	0	0	0	0	0	1	0	0	1	0	Zm		0	1	0	0	0	0	0	0	1	Zn		0	0	0	0	ZAda		
u0								u1				M		N								S									

Encoding

UMOP4A <ZAda>.S, { <Zn1>.B-<Zn2>.B }, <Zm>.B

Decode for this encoding

```
if !IsFeatureImplemented(FEAT_SME_MOP4) then EndOfDecode(Decode_UNDEF);
constant integer esize = 32;
constant integer n = UInt('0':Zn:'0');
constant integer m = UInt('1':Zm:'0');
constant integer nreg = 2;
constant integer mreg = 1;
constant integer da = UInt(ZAda);
constant boolean sub_op = FALSE;
constant boolean op1_unsigned = TRUE;
constant boolean op2_unsigned = TRUE;
```

32-bit, multiple vectors
(FEAT_SME_MOP4)

31	30	29	28	27	26	25	24	23	22	21	20	19	18	17	16	15	14	13	12	11	10	9	8	7	6	5	4	3	2	1	0
1	0	0	0	0	0	0	1	0	0	1	1	Zm		0	1	0	0	0	0	0	0	1	Zn		0	0	0	0	0	ZAda	
u0								u1				M		N								S									

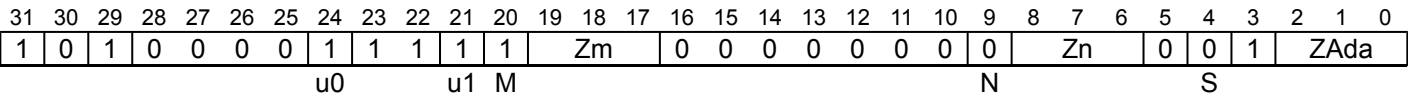
Encoding

UMOP4A <ZAda>.S, { <Zn1>.B-<Zn2>.B }, { <Zm1>.B-<Zm2>.B }

Decode for this encoding

```
if !IsFeatureImplemented(FEAT_SME_MOP4) then EndOfDecode(Decode_UNDEF);
constant integer esize = 32;
constant integer n = UInt('0':Zn:'0');
constant integer m = UInt('1':Zm:'0');
constant integer nreg = 2;
constant integer mreg = 2;
constant integer da = UInt(ZAda);
constant boolean sub_op = FALSE;
constant boolean op1_unsigned = TRUE;
constant boolean op2_unsigned = TRUE;
```

64-bit, single and multiple vectors
(FEAT_SME_MOP4 && FEAT_SME_I16I64)



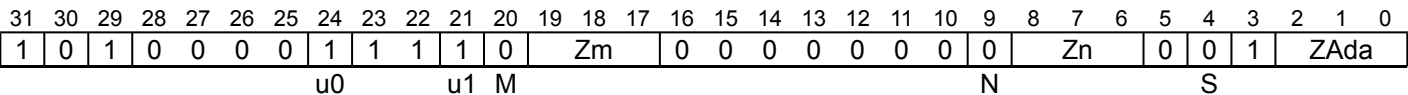
Encoding

UMOP4A <ZAda>.D, <Zn>.H, { <Zm1>.H-<Zm2>.H }

Decode for this encoding

```
if !IsFeatureImplemented(FEAT_SME_MOP4) || !IsFeatureImplemented(FEAT_SME_I16I64) then
  EndOfDecode(Decode_UNDEF);
constant integer esize = 64;
constant integer n = UInt('0':Zn:'0');
constant integer m = UInt('1':Zm:'0');
constant integer nreg = 1;
constant integer mreg = 2;
constant integer da = UInt(ZAda);
constant boolean sub_op = FALSE;
constant boolean op1_unsigned = TRUE;
constant boolean op2_unsigned = TRUE;
```

64-bit, single vectors
(FEAT_SME_MOP4 && FEAT_SME_I16I64)



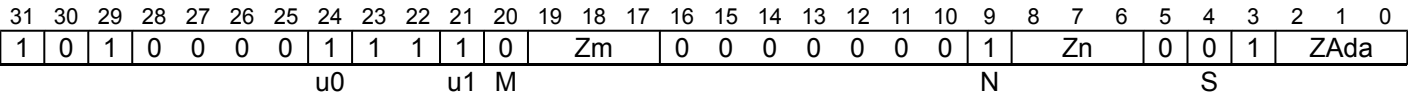
Encoding

UMOP4A <ZAda>.D, <Zn>.H, <Zm>.H

Decode for this encoding

```
if !IsFeatureImplemented(FEAT_SME_MOP4) || !IsFeatureImplemented(FEAT_SME_I16I64) then
  EndOfDecode(Decode_UNDEF);
constant integer esize = 64;
constant integer n = UInt('0':Zn:'0');
constant integer m = UInt('1':Zm:'0');
constant integer nreg = 1;
constant integer mreg = 1;
constant integer da = UInt(ZAda);
constant boolean sub_op = FALSE;
constant boolean op1_unsigned = TRUE;
constant boolean op2_unsigned = TRUE;
```

64-bit, multiple and single vectors
(FEAT_SME_MOP4 && FEAT_SME_I16I64)



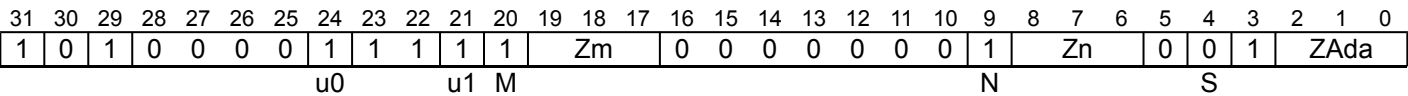
Encoding

UMOP4A <ZAda>.D, { <Zn1>.H-<Zn2>.H }, <Zm>.H

Decode for this encoding

```
if !IsFeatureImplemented(FEAT_SME_MOP4) || !IsFeatureImplemented(FEAT_SME_I16I64) then
  EndOfDecode(Decode_UNDEF);
constant integer esize = 64;
constant integer n = UInt('0':Zn:'0');
constant integer m = UInt('1':Zm:'0');
constant integer nreg = 2;
constant integer mreg = 1;
constant integer da = UInt(ZAda);
constant boolean sub_op = FALSE;
constant boolean op1_unsigned = TRUE;
constant boolean op2_unsigned = TRUE;
```

64-bit, multiple vectors
(FEAT_SME_MOP4 && FEAT_SME_I16I64)



Encoding

UMOP4A <ZAda>.D, { <Zn1>.H-<Zn2>.H }, { <Zm1>.H-<Zm2>.H }

Decode for this encoding

```
if !IsFeatureImplemented(FEAT_SME_MOP4) || !IsFeatureImplemented(FEAT_SME_I16I64) then
    EndOfDecode(Decode_UNDEF);
constant integer esize = 64;
constant integer n = UInt('0':Zn:'0');
constant integer m = UInt('1':Zm:'0');
constant integer nreg = 2;
constant integer mreg = 2;
constant integer da = UInt(ZAda);
constant boolean sub_op = FALSE;
constant boolean op1_unsigned = TRUE;
constant boolean op2_unsigned = TRUE;
```

Assembler Symbols

<ZAda>	For the "32-bit, multiple and single vectors", "32-bit, multiple vectors", "32-bit, single and multiple vectors", and "32-bit, single vectors" variants: is the name of the ZA tile ZA0-ZA3, encoded in the "ZAda" field. For the "64-bit, multiple and single vectors", "64-bit, multiple vectors", "64-bit, single and multiple vectors", and "64-bit, single vectors" variants: is the name of the ZA tile ZA0-ZA7, encoded in the "ZAda" field.
<Zn>	Is the name of the first source scalable vector register, registers in the range Z0-Z15, encoded as "Zn" times 2.
<Zm1>	Is the name of the first scalable vector register of the second source multi-vector group, in the range Z16-Z31, encoded as "Zm" times 2 plus 16.
<Zm2>	Is the name of the second scalable vector register of the second source multi-vector group, in the range Z16-Z31, encoded as "Zm" times 2 plus 17.
<Zm>	Is the name of the second source scalable vector register, registers in the range Z16-Z31, encoded as "Zm" times 2 plus 16.
<Zn1>	Is the name of the first scalable vector register of the first source multi-vector group, in the range Z0-Z15, encoded as "Zn" times 2.
<Zn2>	Is the name of the second scalable vector register of the first source multi-vector group, in the range Z0-Z15, encoded as "Zn" times 2 plus 1.

Operation

```
CheckStreamingSVEAndZAAEnabled();
constant integer VL = CurrentVL;
constant integer hvsize = VL DIV 2;
constant integer dim = hvsize DIV esize;
constant integer tileSize = 4*dim*dim*esize;
constant bits(tileSize) op3 = ZAtile[da, esize, tileSize];
bits(tileSize) result;
integer prod;

for outprod = 0 to 3
    constant integer row_hv = outprod DIV 2;
    constant integer col_hv = outprod MOD 2;
    constant integer row_base = row_hv * dim;
    constant integer col_base = col_hv * dim;

    constant bits(VL) op1 = Z[n + (nreg-1)*col_hv, VL];
    constant bits(VL) op2 = Z[m + (mreg-1)*row_hv, VL];

    for row = 0 to dim-1
        for col = 0 to dim-1
            constant integer row_idx = row_base + row;
            constant integer col_idx = col_base + col;
            constant integer tile_idx = row_idx * dim * 2 + col_idx;

            bits(esize) sum = Elem[op3, tile_idx, esize];

            for k = 0 to 3
                prod = (Int(Elem[op1, 4*row_idx + k, esize DIV 4], op1_unsigned) *
                    Int(Elem[op2, 4*col_idx + k, esize DIV 4], op2_unsigned));
                if sub_op then prod = -prod;
                sum = sum + prod;
            Elem[result, tile_idx, esize] = sum;
    ZAtile[da, esize, tileSize] = result;
```

Operational information

If PSTATE.DIT is 1:

- The execution time of this instruction is independent of:
 - The values of the data supplied in any of its registers.
 - The values of the NZCV flags.
- The response of this instruction to asynchronous exceptions does not vary based on:
 - The values of the data supplied in any of its registers.
 - The values of the NZCV flags.

Internal version only: aarchmrs v2025-03_rel, pseudocode v2025-03_rel ; Build timestamp: 2025-03-21T17:41

Copyright © 2010-2025 Arm Limited or its affiliates. All rights reserved. This document is Non-Confidential.

UMOP4S (2-way)

Unsigned integer quarter-tile sums of two outer products, subtracting

This instruction generates four independent quarter-tile unsigned integer sums of outer products from the sub-matrices in the half-vectors of the one or two first and second source vectors and subtracts the results from the corresponding elements of a 32-bit element ZA tile.

Each of the quarter-tile sums of outer products is generated by multiplying the $SVL_S \div 2 \times 2$ sub-matrix of 16-bit unsigned values held in the half-vectors of the first source vectors by the $2 \times SVL_S \div 2$ sub-matrix of 16-bit unsigned values held in the half-vectors of the second source vectors. Each 32-bit container of the half-vectors in the first source vectors holds 2 elements of each row of a $SVL_S \div 2 \times 2$ sub-matrix. Similarly, each 32-bit container of the half-vectors in the second source vector holds 2 elements of each column of a $2 \times SVL_S \div 2$ sub-matrix. The resulting quarter-tile $SVL_S \div 2 \times SVL_S \div 2$ widened 32-bit integer sums of outer products are then destructively subtracted from the 32-bit integer destination tile.

This is equivalent to performing a 2-way dot product and subtract from each of the destination tile elements.

This instruction is unpredicated.

It has encodings from 4 classes: [Single and multiple vectors](#) , [Single vectors](#) , [Multiple and single vectors](#) and [Multiple vectors](#)

Single and multiple vectors (FEAT_SME_MOP4)

31	30	29	28	27	26	25	24	23	22	21	20	19	18	17	16	15	14	13	12	11	10	9	8	7	6	5	4	3	2	1	0
1	0	0	0	0	0	0	1	0	0	0	1	Zm			0	1	0	0	0	0	0	0	Zn			0	1	1	0	ZAda	
u0								M				N										S									

Encoding

UMOP4S <ZAda>.S, <Zn>.H, { <Zm1>.H-<Zm2>.H }

Decode for this encoding

```
if !IsFeatureImplemented(FEAT_SME_MOP4) then EndOfDecode(Decode_UNDEF);
constant integer esize = 32;
constant integer n = UInt('0':Zn:'0');
constant integer m = UInt('1':Zm:'0');
constant integer nreg = 1;
constant integer mreg = 2;
constant integer da = UInt(ZAda);
constant boolean sub_op = TRUE;
constant boolean op1_unsigned = TRUE;
constant boolean op2_unsigned = TRUE;
```

Single vectors (FEAT_SME_MOP4)

31	30	29	28	27	26	25	24	23	22	21	20	19	18	17	16	15	14	13	12	11	10	9	8	7	6	5	4	3	2	1	0
1	0	0	0	0	0	0	1	0	0	0	0	Zm			0	1	0	0	0	0	0	0	Zn			0	1	1	0	ZAda	
u0								M				N										S									

Encoding

UMOP4S <ZAda>.S, <Zn>.H, <Zm>.H

Decode for this encoding

```
if !IsFeatureImplemented(FEAT_SME_MOP4) then EndOfDecode(Decode_UNDEF);
constant integer esize = 32;
constant integer n = UInt('0':Zn:'0');
constant integer m = UInt('1':Zm:'0');
constant integer nreg = 1;
constant integer mreg = 1;
constant integer da = UInt(ZAda);
constant boolean sub_op = TRUE;
constant boolean op1_unsigned = TRUE;
constant boolean op2_unsigned = TRUE;
```

Multiple and single vectors
(FEAT_SME_MOP4)

31	30	29	28	27	26	25	24	23	22	21	20	19	18	17	16	15	14	13	12	11	10	9	8	7	6	5	4	3	2	1	0
1	0	0	0	0	0	0	1	0	0	0	0	Zm			0	1	0	0	0	0	0	1	Zn			0	1	1	0	ZAda	
u0											M				N										S						

Encoding

UMOP4S <ZAda>.S, { <Zn1>.H-<Zn2>.H }, <Zm>.H

Decode for this encoding

```
if !IsFeatureImplemented(FEAT_SME_MOP4) then EndOfDecode(Decode_UNDEF);
constant integer esize = 32;
constant integer n = UInt('0':Zn:'0');
constant integer m = UInt('1':Zm:'0');
constant integer nreg = 2;
constant integer mreg = 1;
constant integer da = UInt(ZAda);
constant boolean sub_op = TRUE;
constant boolean op1_unsigned = TRUE;
constant boolean op2_unsigned = TRUE;
```

Multiple vectors
(FEAT_SME_MOP4)

31	30	29	28	27	26	25	24	23	22	21	20	19	18	17	16	15	14	13	12	11	10	9	8	7	6	5	4	3	2	1	0
1	0	0	0	0	0	0	1	0	0	0	1	Zm			0	1	0	0	0	0	0	1	Zn			0	1	1	0	ZAda	
u0								M				N										S									

Encoding

```
UMOP4S <ZAda>.S, { <Zn1>.H-<Zn2>.H }, { <Zm1>.H-<Zm2>.H }
```

Decode for this encoding

```
if !IsFeatureImplemented(FEAT_SME_MOP4) then EndOfDecode(Decode_UNDEF);
constant integer esize = 32;
constant integer n = UInt('0':Zn:'0');
constant integer m = UInt('1':Zm:'0');
constant integer nreg = 2;
constant integer mreg = 2;
constant integer da = UInt(ZAda);
constant boolean sub_op = TRUE;
constant boolean op1_unsigned = TRUE;
constant boolean op2_unsigned = TRUE;
```

Assembler Symbols

<ZAda>	Is the name of the ZA tile ZA0-ZA3, encoded in the "ZAda" field.
<Zn>	Is the name of the first source scalable vector register, registers in the range Z0-Z15, encoded as "Zn" times 2.
<Zm1>	Is the name of the first scalable vector register of the second source multi-vector group, in the range Z16-Z31, encoded as "Zm" times 2 plus 16.
<Zm2>	Is the name of the second scalable vector register of the second source multi-vector group, in the range Z16-Z31, encoded as "Zm" times 2 plus 17.
<Zm>	Is the name of the second source scalable vector register, registers in the range Z16-Z31, encoded as "Zm" times 2 plus 16.
<Zn1>	Is the name of the first scalable vector register of the first source multi-vector group, in the range Z0-Z15, encoded as "Zn" times 2.
<Zn2>	Is the name of the second scalable vector register of the first source multi-vector group, in the range Z0-Z15, encoded as "Zn" times 2 plus 1.

Operation

```
CheckStreamingSVEAndZAAEnabled();
constant integer VL = CurrentVL;
constant integer hvsize = VL DIV 2;
constant integer dim = hvsize DIV esize;
constant integer tileSize = 4*dim*dim*esize;
constant bits(tileSize) op3 = ZAtile[da, esize, tileSize];
bits(tileSize) result;
integer prod;

for outprod = 0 to 3
    constant integer row_hv = outprod DIV 2;
    constant integer col_hv = outprod MOD 2;
    constant integer row_base = row_hv * dim;
    constant integer col_base = col_hv * dim;

    constant bits(VL) op1 = Z[n + (nreg-1)*col_hv, VL];
    constant bits(VL) op2 = Z[m + (mreg-1)*row_hv, VL];

    for row = 0 to dim-1
        for col = 0 to dim-1
            constant integer row_idx = row_base + row;
            constant integer col_idx = col_base + col;
            constant integer tile_idx = row_idx * dim * 2 + col_idx;

            bits(esize) sum = Elem[op3, tile_idx, esize];

            for k = 0 to 1
                prod = (Int(Elem[op1, 2*row_idx + k, esize DIV 2], op1_unsigned) *
                    Int(Elem[op2, 2*col_idx + k, esize DIV 2], op2_unsigned));
                if sub_op then prod = -prod;
                sum = sum + prod;
            Elem[result, tile_idx, esize] = sum;
    ZAtile[da, esize, tileSize] = result;
```

Operational information

If PSTATE.DIT is 1:

- The execution time of this instruction is independent of:
 - The values of the data supplied in any of its registers.
 - The values of the NZCV flags.
- The response of this instruction to asynchronous exceptions does not vary based on:
 - The values of the data supplied in any of its registers.
 - The values of the NZCV flags.

Internal version only: aarchmrs v2025-03_rel, pseudocode v2025-03_rel ; Build timestamp: 2025-03-21T17:41

Copyright © 2010-2025 Arm Limited or its affiliates. All rights reserved. This document is Non-Confidential.

UMOP4S (4-way)

Unsigned integer quarter-tile sums of four outer products, subtracting

This instruction generates four independent quarter-tile unsigned integer sums of outer products from the sub-matrices in the half-vectors of the one or two first and second source vectors and subtracts the results from the corresponding elements of a 32-bit or 64-bit element ZA tile.

In case of the 8-bit integer variant, each of the quarter-tile sums of outer products is generated by multiplying the $SVL_S \div 2 \times 4$ sub-matrix of 8-bit unsigned values held in the half-vectors of the first source vectors by the $4 \times SVL_D \div 2$ sub-matrix of 8-bit unsigned values held in the half-vectors of the second source vectors. Each 32-bit container of the half-vectors in the first source vectors holds 4 elements of each row of a $SVL_S \div 2 \times 4$ sub-matrix. Similarly, each 32-bit container of the half-vectors in the second source vector holds 4 elements of each column of a $4 \times SVL_D \div 2$ sub-matrix.

In case of the 16-bit integer variant, each of the quarter-tile sums of outer products is generated by multiplying the $SVL_D \div 2 \times 4$ sub-matrix of 16-bit unsigned values held in the half-vectors of the first source vectors by the $4 \times SVL_D \div 2$ sub-matrix of 16-bit unsigned values held in the half-vectors of the second source vectors. Each 64-bit container of the half-vectors in the first source vectors holds 4 elements of each row of a $SVL_D \div 2 \times 4$ sub-matrix. Similarly, each 64-bit container of the half-vectors in the second source vector holds 4 elements of each column of a $4 \times SVL_D \div 2$ sub-matrix.

The resulting quarter-tile $SVL_S \div 2 \times SVL_S \div 2$ widened 32-bit integer sums of outer products in case of the 8-bit integer variant or $SVL_D \div 2 \times SVL_D \div 2$ widened 64-bit integer sums of outer products in case of the 16-bit integer variant are then destructively subtracted from the 32-bit or 64-bit integer destination tile respectively.

This is equivalent to performing a 4-way dot product and subtract from each of the destination tile elements.

This instruction is unpredicated.

It has encodings from 8 classes: [32-bit, single and multiple vectors](#) , [32-bit, single vectors](#) , [32-bit, multiple and single vectors](#) , [32-bit, multiple vectors](#) , [64-bit, single and multiple vectors](#) , [64-bit, single vectors](#) , [64-bit, multiple and single vectors](#) and [64-bit, multiple vectors](#)

32-bit, single and multiple vectors (FEAT_SME_MOP4)

31	30	29	28	27	26	25	24	23	22	21	20	19	18	17	16	15	14	13	12	11	10	9	8	7	6	5	4	3	2	1	0
1	0	0	0	0	0	0	1	0	0	1	1	Zm			0	1	0	0	0	0	0	0	0	Zn			0	1	0	0	ZAda
u0							u1 M					N										S									

Encoding

UMOP4S <ZAda>.S, <Zn>.B, { <Zm1>.B-<Zm2>.B }

Decode for this encoding

```
if !IsFeatureImplemented(FEAT_SME_MOP4) then EndOfDecode(Decode_UNDEF);
constant integer esize = 32;
constant integer n = UInt('0':Zn:'0');
constant integer m = UInt('1':Zm:'0');
constant integer nreg = 1;
constant integer mreg = 2;
constant integer da = UInt(ZAda);
constant boolean sub_op = TRUE;
constant boolean op1_unsigned = TRUE;
constant boolean op2_unsigned = TRUE;
```

32-bit, single vectors (FEAT_SME_MOP4)

31	30	29	28	27	26	25	24	23	22	21	20	19	18	17	16	15	14	13	12	11	10	9	8	7	6	5	4	3	2	1	0
1	0	0	0	0	0	0	1	0	0	1	0	Zm			0	1	0	0	0	0	0	0	Zn			0	1	0	0	ZAda	
u0							u1 M					N										S									

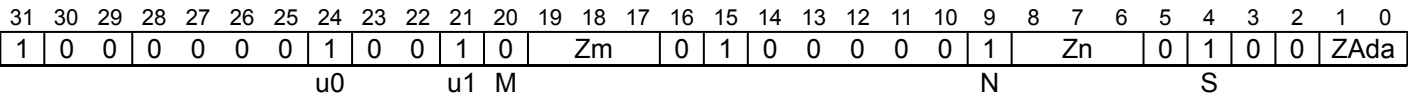
Encoding

UMOP4S <ZAda>.S, <Zn>.B, <Zm>.B

Decode for this encoding

```
if !IsFeatureImplemented(FEAT_SME_MOP4) then EndOfDecode(Decode_UNDEF);
constant integer esize = 32;
constant integer n = UInt('0':Zn:'0');
constant integer m = UInt('1':Zm:'0');
constant integer nreg = 1;
constant integer mreg = 1;
constant integer da = UInt(ZAda);
constant boolean sub_op = TRUE;
constant boolean op1_unsigned = TRUE;
constant boolean op2_unsigned = TRUE;
```

32-bit, multiple and single vectors
(FEAT_SME_MOP4)



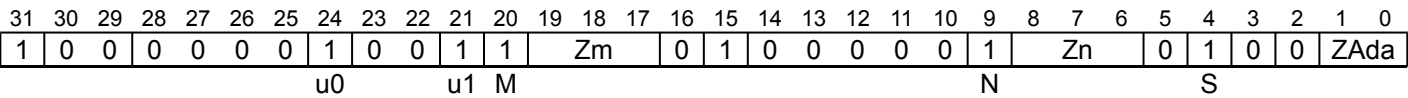
Encoding

UMOP4S <ZAda>.S, { <Zn1>.B-<Zn2>.B }, <Zm>.B

Decode for this encoding

```
if !IsFeatureImplemented(FEAT_SME_MOP4) then EndOfDecode(Decode_UNDEF);
constant integer esize = 32;
constant integer n = UInt('0':Zn:'0');
constant integer m = UInt('1':Zm:'0');
constant integer nreg = 2;
constant integer mreg = 1;
constant integer da = UInt(ZAda);
constant boolean sub_op = TRUE;
constant boolean op1_unsigned = TRUE;
constant boolean op2_unsigned = TRUE;
```

32-bit, multiple vectors
(FEAT_SME_MOP4)



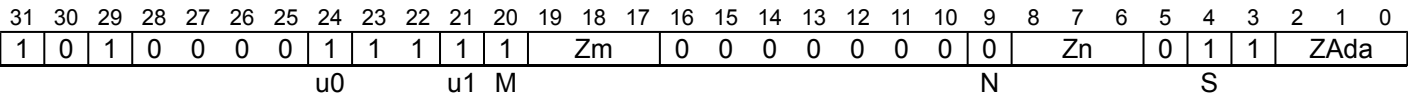
Encoding

```
UMOP4S <ZAda>.S, { <Zn1>.B-<Zn2>.B }, { <Zm1>.B-<Zm2>.B }
```

Decode for this encoding

```
if !IsFeatureImplemented(FEAT_SME_MOP4) then EndOfDecode(Decode_UNDEF);
constant integer esize = 32;
constant integer n = UInt('0':Zn:'0');
constant integer m = UInt('1':Zm:'0');
constant integer nreg = 2;
constant integer mreg = 2;
constant integer da = UInt(ZAda);
constant boolean sub_op = TRUE;
constant boolean op1_unsigned = TRUE;
constant boolean op2_unsigned = TRUE;
```

64-bit, single and multiple vectors
(FEAT_SME_MOP4 && FEAT_SME_I16I64)



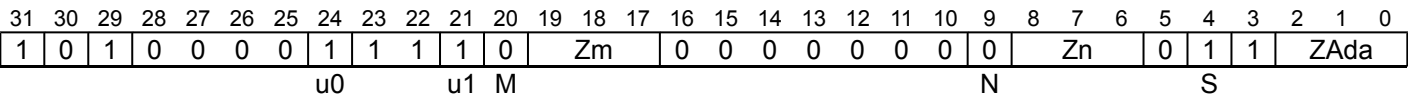
Encoding

```
UMOP4S <ZAda>.D, <Zn>.H, { <Zm1>.H-<Zm2>.H }
```

Decode for this encoding

```
if !IsFeatureImplemented(FEAT_SME_MOP4) || !IsFeatureImplemented(FEAT_SME_I16I64) then
  EndOfDecode(Decode_UNDEF);
constant integer esize = 64;
constant integer n = UInt('0':Zn:'0');
constant integer m = UInt('1':Zm:'0');
constant integer nreg = 1;
constant integer mreg = 2;
constant integer da = UInt(ZAda);
constant boolean sub_op = TRUE;
constant boolean op1_unsigned = TRUE;
constant boolean op2_unsigned = TRUE;
```

64-bit, single vectors
(FEAT_SME_MOP4 && FEAT_SME_I16I64)



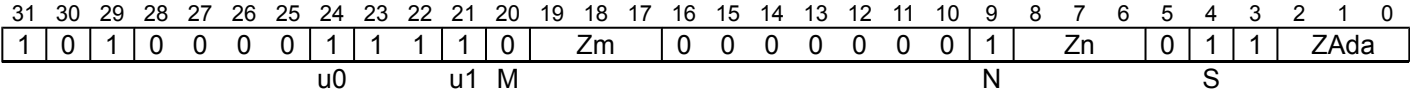
Encoding

UMOP4S <ZAda>.D, <Zn>.H, <Zm>.H

Decode for this encoding

```
if !IsFeatureImplemented(FEAT_SME_MOP4) || !IsFeatureImplemented(FEAT_SME_I16I64) then
    EndOfDecode(Decode_UNDEF);
constant integer esize = 64;
constant integer n = UInt('0':Zn:'0');
constant integer m = UInt('1':Zm:'0');
constant integer nreg = 1;
constant integer mreg = 1;
constant integer da = UInt(ZAda);
constant boolean sub_op = TRUE;
constant boolean op1_unsigned = TRUE;
constant boolean op2_unsigned = TRUE;
```

64-bit, multiple and single vectors
(FEAT_SME_MOP4 && FEAT_SME_I16I64)



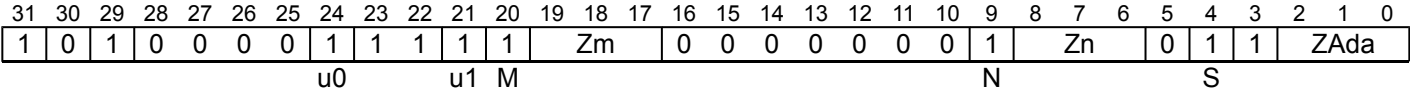
Encoding

UMOP4S <ZAda>.D, { <Zn1>.H-<Zn2>.H }, <Zm>.H

Decode for this encoding

```
if !IsFeatureImplemented(FEAT_SME_MOP4) || !IsFeatureImplemented(FEAT_SME_I16I64) then
    EndOfDecode(Decode_UNDEF);
constant integer esize = 64;
constant integer n = UInt('0':Zn:'0');
constant integer m = UInt('1':Zm:'0');
constant integer nreg = 2;
constant integer mreg = 1;
constant integer da = UInt(ZAda);
constant boolean sub_op = TRUE;
constant boolean op1_unsigned = TRUE;
constant boolean op2_unsigned = TRUE;
```

64-bit, multiple vectors
(FEAT_SME_MOP4 && FEAT_SME_I16I64)



Encoding

UMOP4S <ZAda>.D, { <Zn1>.H-<Zn2>.H }, { <Zm1>.H-<Zm2>.H }

Decode for this encoding

```
if !IsFeatureImplemented(FEAT_SME_MOP4) || !IsFeatureImplemented(FEAT_SME_I16I64) then
    EndOfDecode(Decode_UNDEF);
constant integer esize = 64;
constant integer n = UInt('0':Zn:'0');
constant integer m = UInt('1':Zm:'0');
constant integer nreg = 2;
constant integer mreg = 2;
constant integer da = UInt(ZAda);
constant boolean sub_op = TRUE;
constant boolean op1_unsigned = TRUE;
constant boolean op2_unsigned = TRUE;
```

Assembler Symbols

- <ZAda> For the "32-bit, multiple and single vectors", "32-bit, multiple vectors", "32-bit, single and multiple vectors", and "32-bit, single vectors" variants: is the name of the ZA tile ZA0-ZA3, encoded in the "ZAda" field.
For the "64-bit, multiple and single vectors", "64-bit, multiple vectors", "64-bit, single and multiple vectors", and "64-bit, single vectors" variants: is the name of the ZA tile ZA0-ZA7, encoded in the "ZAda" field.
- <Zn> Is the name of the first source scalable vector register, registers in the range Z0-Z15, encoded as "Zn" times 2.
- <Zm1> Is the name of the first scalable vector register of the second source multi-vector group, in the range Z16-Z31, encoded as "Zm" times 2 plus 16.
- <Zm2> Is the name of the second scalable vector register of the second source multi-vector group, in the range Z16-Z31, encoded as "Zm" times 2 plus 17.
- <Zm> Is the name of the second source scalable vector register, registers in the range Z16-Z31, encoded as "Zm" times 2 plus 16.
- <Zn1> Is the name of the first scalable vector register of the first source multi-vector group, in the range Z0-Z15, encoded as "Zn" times 2.
- <Zn2> Is the name of the second scalable vector register of the first source multi-vector group, in the range Z0-Z15, encoded as "Zn" times 2 plus 1.

Operation

```
CheckStreamingSVEAndZAAEnabled();
constant integer VL = CurrentVL;
constant integer hvsize = VL DIV 2;
constant integer dim = hvsize DIV esize;
constant integer tileSize = 4*dim*dim*esize;
constant bits(tileSize) op3 = ZAtile[da, esize, tileSize];
bits(tileSize) result;
integer prod;

for outprod = 0 to 3
    constant integer row_hv = outprod DIV 2;
    constant integer col_hv = outprod MOD 2;
    constant integer row_base = row_hv * dim;
    constant integer col_base = col_hv * dim;

    constant bits(VL) op1 = Z[n + (nreg-1)*col_hv, VL];
    constant bits(VL) op2 = Z[m + (mreg-1)*row_hv, VL];

    for row = 0 to dim-1
        for col = 0 to dim-1
            constant integer row_idx = row_base + row;
            constant integer col_idx = col_base + col;
            constant integer tile_idx = row_idx * dim * 2 + col_idx;

            bits(esize) sum = Elem[op3, tile_idx, esize];

            for k = 0 to 3
                prod = (Int(Elem[op1, 4*row_idx + k, esize DIV 4], op1_unsigned) *
                    Int(Elem[op2, 4*col_idx + k, esize DIV 4], op2_unsigned));
                if sub_op then prod = -prod;
                sum = sum + prod;
            Elem[result, tile_idx, esize] = sum;
    ZAtile[da, esize, tileSize] = result;
```

Operational information

If PSTATE.DIT is 1:

- The execution time of this instruction is independent of:
 - The values of the data supplied in any of its registers.
 - The values of the NZCV flags.
- The response of this instruction to asynchronous exceptions does not vary based on:
 - The values of the data supplied in any of its registers.
 - The values of the NZCV flags.

Internal version only: aarchmrs v2025-03_rel, pseudocode v2025-03_rel ; Build timestamp: 2025-03-21T17:41

Copyright © 2010-2025 Arm Limited or its affiliates. All rights reserved. This document is Non-Confidential.

UMOPA (2-way)

Unsigned integer sum of outer products and accumulate

This instruction works with a 32-bit element ZA tile.

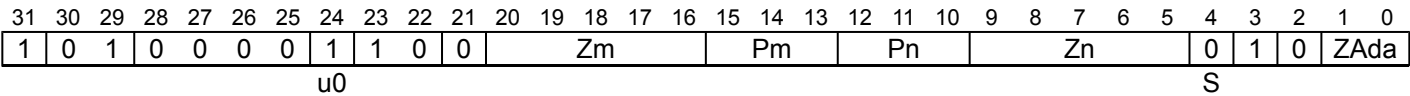
This instruction multiplies the sub-matrix in the first source vector by the sub-matrix in the second source vector. The first source holds SVLS×2 sub-matrix of unsigned 16-bit integer values, and the second source holds 2×SVLS sub-matrix of unsigned 16-bit integer values.

Each source vector is independently predicated by a corresponding governing predicate. When a 16-bit source element is inactive, it is treated as having the value 0.

The resulting SVLS×SVLS widened 32-bit integer sum of outer products is then destructively added to the 32-bit integer destination tile. This is equivalent to performing a 2-way dot product and accumulate to each of the destination tile elements.

Each 32-bit container of the first source vector holds 2 consecutive column elements of each row of a SVLS×2 sub-matrix, and each 32-bit container of the second source vector holds 2 consecutive row elements of each column of a 2×SVLS sub-matrix.

SME2
(FEAT_SME2)



Encoding

UMOPA <ZAda>.S, <Pn>/M, <Pm>/M, <Zn>.H, <Zm>.H

Decode for this encoding

```
if !IsFeatureImplemented(FEAT_SME2) then EndOfDecode(Decode_UNDEF);
constant integer esize = 32;
constant integer a = UInt(Pn);
constant integer b = UInt(Pm);
constant integer n = UInt(Zn);
constant integer m = UInt(Zm);
constant integer da = UInt(ZAda);
constant boolean unsigned = TRUE;
```

Assembler Symbols

- <ZAda> Is the name of the ZA tile ZA0-ZA3, encoded in the "ZAda" field.
- <Pn> Is the name of the first governing scalable predicate register P0-P7, encoded in the "Pn" field.
- <Pm> Is the name of the second governing scalable predicate register P0-P7, encoded in the "Pm" field.
- <Zn> Is the name of the first source scalable vector register, encoded in the "Zn" field.
- <Zm> Is the name of the second source scalable vector register, encoded in the "Zm" field.

Operation

```
CheckStreamingSVEAndZAAEnabled();
constant integer VL = CurrentVL;
constant integer PL = VL DIV 8;
constant integer dim = VL DIV esize;
constant bits(PL) mask1 = P[a, PL];
constant bits(PL) mask2 = P[b, PL];
constant bits(VL) operand1 = Z[n, VL];
constant bits(VL) operand2 = Z[m, VL];
constant bits(dim*dim*esize) operand3 = ZAtile[da, esize, dim*dim*esize];
bits(dim*dim*esize) result;
integer prod;

for row = 0 to dim-1
  for col = 0 to dim-1
    bits(esize) sum = Elem[operand3, row*dim+col, esize];
    for k = 0 to 1
      if (ActivePredicateElement(mask1, 2*row + k, esize DIV 2) &&
          ActivePredicateElement(mask2, 2*col + k, esize DIV 2)) then
        prod = (Int(Elem[operand1, 2*row + k, esize DIV 2], unsigned) *
                 Int(Elem[operand2, 2*col + k, esize DIV 2], unsigned));
        sum = sum + prod;
      Elem[result, row*dim+col, esize] = sum;

ZAtile[da, esize, dim*dim*esize] = result;
```

Operational information

If PSTATE.DIT is 1:

- The execution time of this instruction is independent of:
 - The values of the data supplied in any of its operand registers when its governing predicate registers contain the same value for each execution.
 - The values of the NZCV flags.
- The response of this instruction to asynchronous exceptions does not vary based on:
 - The values of the data supplied in any of its operand registers when its governing predicate registers contain the same value for each execution.
 - The values of the NZCV flags.

Internal version only: aarchmrs v2025-03_rel, pseudocode v2025-03_rel ; Build timestamp: 2025-03-21T17:41

Copyright © 2010-2025 Arm Limited or its affiliates. All rights reserved. This document is Non-Confidential.

UMOPA (4-way)

Unsigned integer sum of outer products and accumulate

The 8-bit integer variant works with a 32-bit element ZA tile.

The 16-bit integer variant works with a 64-bit element ZA tile.

This instruction multiplies the sub-matrix in the first source vector by the sub-matrix in the second source vector. In case of the 8-bit integer variant, the first source holds $SVL_S \times 4$ sub-matrix of unsigned 8-bit integer values, and the second source holds $4 \times SVL_S$ sub-matrix of unsigned 8-bit integer values. In case of the 16-bit integer variant, the first source holds $SVL_D \times 4$ sub-matrix of unsigned 16-bit integer values, and the second source holds $4 \times SVL_D$ sub-matrix of unsigned 16-bit integer values.

Each source vector is independently predicated by a corresponding governing predicate. When an 8-bit source element in case of 8-bit integer variant or a 16-bit source element in case of 16-bit integer variant is Inactive, it is treated as having the value 0.

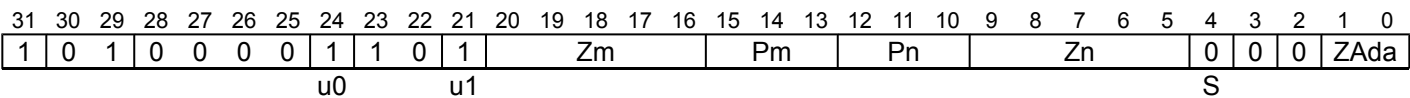
The resulting $SVL_S \times SVL_S$ widened 32-bit integer or $SVL_D \times SVL_D$ widened 64-bit integer sum of outer products is then destructively added to the 32-bit integer or 64-bit integer destination tile, respectively for 8-bit integer and 16-bit integer instruction variants. This is equivalent to performing a 4-way dot product and accumulate to each of the destination tile elements.

In case of the 8-bit integer variant, each 32-bit container of the first source vector holds 4 consecutive column elements of each row of a $SVL_S \times 4$ sub-matrix, and each 32-bit container of the second source vector holds 4 consecutive row elements of each column of a $4 \times SVL_S$ sub-matrix. In case of the 16-bit integer variant, each 64-bit container of the first source vector holds 4 consecutive column elements of each row of a $SVL_D \times 4$ sub-matrix, and each 64-bit container of the second source vector holds 4 consecutive row elements of each column of a $4 \times SVL_D$ sub-matrix.

ID_AA64SMFR0_EL1.I16I64 indicates whether the 16-bit integer variant is implemented.

It has encodings from 2 classes: [32-bit](#) and [64-bit](#)

32-bit (FEAT_SME)



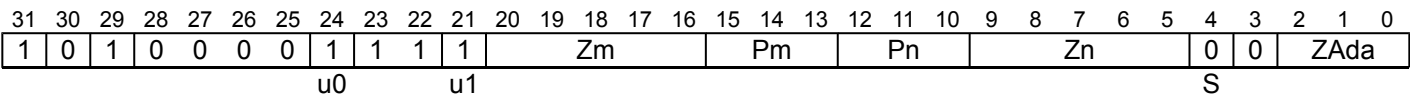
Encoding

UMOPA <ZAda>.S, <Pn>/M, <Pm>/M, <Zn>.B, <Zm>.B

Decode for this encoding

```
if !IsFeatureImplemented(FEAT_SME) then EndOfDecode(Decode_UNDEF);
constant integer esize = 32;
constant integer a = UInt(Pn);
constant integer b = UInt(Pm);
constant integer n = UInt(Zn);
constant integer m = UInt(Zm);
constant integer da = UInt(ZAda);
constant boolean op1_unsigned = TRUE;
constant boolean op2_unsigned = TRUE;
```

64-bit (FEAT_SME_I16I64)



Encoding

UMOPA <ZAda>.D, <Pn>/M, <Pm>/M, <Zn>.H, <Zm>.H

Decode for this encoding

```
if !IsFeatureImplemented(FEAT_SME_I16I64) then EndOfDecode(Decode_UNDEF);
constant integer esize = 64;
constant integer a = UInt(Pn);
constant integer b = UInt(Pm);
constant integer n = UInt(Zn);
constant integer m = UInt(Zm);
constant integer da = UInt(ZAda);
constant boolean op1_unsigned = TRUE;
constant boolean op2_unsigned = TRUE;
```

Assembler Symbols

<ZAda>	For the "32-bit" variant: is the name of the ZA tile ZA0-ZA3, encoded in the "ZAda" field. For the "64-bit" variant: is the name of the ZA tile ZA0-ZA7, encoded in the "ZAda" field.
<Pn>	Is the name of the first governing scalable predicate register P0-P7, encoded in the "Pn" field.
<Pm>	Is the name of the second governing scalable predicate register P0-P7, encoded in the "Pm" field.
<Zn>	Is the name of the first source scalable vector register, encoded in the "Zn" field.
<Zm>	Is the name of the second source scalable vector register, encoded in the "Zm" field.

Operation

```
CheckStreamingSVEAndZAEEnabled();
constant integer VL = CurrentVL;
constant integer PL = VL DIV 8;
constant integer dim = VL DIV esize;
constant bits(PL) mask1 = P[a, PL];
constant bits(PL) mask2 = P[b, PL];
constant bits(VL) operand1 = Z[n, VL];
constant bits(VL) operand2 = Z[m, VL];
constant bits(dim*dim*esize) operand3 = ZAtile[da, esize, dim*dim*esize];
bits(dim*dim*esize) result;
integer prod;

for row = 0 to dim-1
  for col = 0 to dim-1
    bits(esize) sum = Elem[operand3, row*dim+col, esize];
    for k = 0 to 3
      if (ActivePredicateElement(mask1, 4*row + k, esize DIV 4) &&
          ActivePredicateElement(mask2, 4*col + k, esize DIV 4)) then
        prod = (Int(Elem[operand1, 4*row + k, esize DIV 4], op1_unsigned) *
                Int(Elem[operand2, 4*col + k, esize DIV 4], op2_unsigned));
        sum = sum + prod;
    Elem[result, row*dim+col, esize] = sum;

ZAtile[da, esize, dim*dim*esize] = result;
```

Operational information

If PSTATE.DIT is 1:

- The execution time of this instruction is independent of:
 - The values of the data supplied in any of its operand registers when its governing predicate registers contain the same value for each execution.
 - The values of the NZCV flags.
- The response of this instruction to asynchronous exceptions does not vary based on:
 - The values of the data supplied in any of its operand registers when its governing predicate registers contain the same value for each execution.
 - The values of the NZCV flags.

UMOPS (2-way)

Unsigned integer sum of outer products and subtract

This instruction works with a 32-bit element ZA tile.

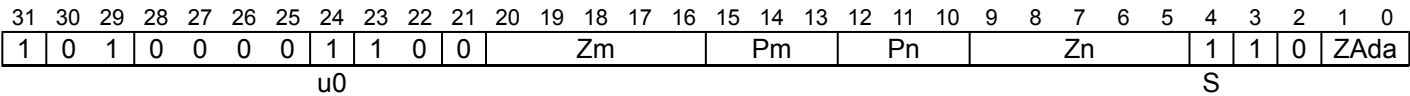
This instruction multiplies the sub-matrix in the first source vector by the sub-matrix in the second source vector. The first source holds $SVL_S \times 2$ sub-matrix of unsigned 16-bit integer values, and the second source holds $2 \times SVL_S$ sub-matrix of unsigned 16-bit integer values.

Each source vector is independently predicated by a corresponding governing predicate. When a 16-bit source element is inactive, it is treated as having the value 0.

The resulting $SVL_S \times SVL_S$ widened 32-bit integer sum of outer products is then destructively subtracted from the 32-bit integer destination tile. This is equivalent to performing a 2-way dot product and subtract from each of the destination tile elements.

Each 32-bit container of the first source vector holds 2 consecutive column elements of each row of a $SVL_S \times 2$ sub-matrix, and each 32-bit container of the second source vector holds 2 consecutive row elements of each column of a $2 \times SVL_S$ sub-matrix.

SME2
(FEAT_SME2)



Encoding

UMOPS <ZAda>.S, <Pn>/M, <Pm>/M, <Zn>.H, <Zm>.H

Decode for this encoding

```
if !IsFeatureImplemented(FEAT_SME2) then EndOfDecode(Decode_UNDEF);
constant integer esize = 32;
constant integer a = UInt(Pn);
constant integer b = UInt(Pm);
constant integer n = UInt(Zn);
constant integer m = UInt(Zm);
constant integer da = UInt(ZAda);
constant boolean unsigned = TRUE;
```

Assembler Symbols

- <ZAda> Is the name of the ZA tile ZA0-ZA3, encoded in the "ZAda" field.
- <Pn> Is the name of the first governing scalable predicate register P0-P7, encoded in the "Pn" field.
- <Pm> Is the name of the second governing scalable predicate register P0-P7, encoded in the "Pm" field.
- <Zn> Is the name of the first source scalable vector register, encoded in the "Zn" field.
- <Zm> Is the name of the second source scalable vector register, encoded in the "Zm" field.

Operation

```
CheckStreamingSVEAndZAEnabled();
constant integer VL = CurrentVL;
constant integer PL = VL DIV 8;
constant integer dim = VL DIV esize;
constant bits(PL) mask1 = P[a, PL];
constant bits(PL) mask2 = P[b, PL];
constant bits(VL) operand1 = Z[n, VL];
constant bits(VL) operand2 = Z[m, VL];
constant bits(dim*dim*esize) operand3 = ZAtile[da, esize, dim*dim*esize];
bits(dim*dim*esize) result;
integer prod;

for row = 0 to dim-1
  for col = 0 to dim-1
    bits(esize) sum = Elem[operand3, row*dim+col, esize];
    for k = 0 to 1
      if (ActivePredicateElement(mask1, 2*row + k, esize DIV 2) &&
          ActivePredicateElement(mask2, 2*col + k, esize DIV 2)) then
        prod = (Int(Elem[operand1, 2*row + k, esize DIV 2], unsigned) *
                Int(Elem[operand2, 2*col + k, esize DIV 2], unsigned));
        sum = sum - prod;
      Elem[result, row*dim+col, esize] = sum;

ZAtile[da, esize, dim*dim*esize] = result;
```

Operational information

If PSTATE.DIT is 1:

- The execution time of this instruction is independent of:
 - The values of the data supplied in any of its operand registers when its governing predicate registers contain the same value for each execution.
 - The values of the NZCV flags.
- The response of this instruction to asynchronous exceptions does not vary based on:
 - The values of the data supplied in any of its operand registers when its governing predicate registers contain the same value for each execution.
 - The values of the NZCV flags.

Internal version only: aarchmrs v2025-03_rel, pseudocode v2025-03_rel ; Build timestamp: 2025-03-21T17:41

Copyright © 2010-2025 Arm Limited or its affiliates. All rights reserved. This document is Non-Confidential.

UMOPS (4-way)

Unsigned integer sum of outer products and subtract

The 8-bit integer variant works with a 32-bit element ZA tile.

The 16-bit integer variant works with a 64-bit element ZA tile.

This instruction multiplies the sub-matrix in the first source vector by the sub-matrix in the second source vector. In case of the 8-bit integer variant, the first source holds $SVL_S \times 4$ sub-matrix of unsigned 8-bit integer values, and the second source holds $4 \times SVL_S$ sub-matrix of unsigned 8-bit integer values. In case of the 16-bit integer variant, the first source holds $SVL_D \times 4$ sub-matrix of unsigned 16-bit integer values, and the second source holds $4 \times SVL_D$ sub-matrix of unsigned 16-bit integer values.

Each source vector is independently predicated by a corresponding governing predicate. When an 8-bit source element in case of 8-bit integer variant or a 16-bit source element in case of 16-bit integer variant is Inactive, it is treated as having the value 0.

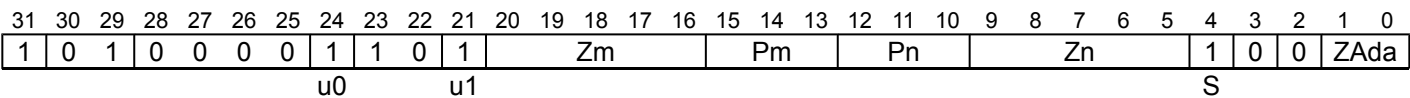
The resulting $SVL_S \times SVL_S$ widened 32-bit integer or $SVL_D \times SVL_D$ widened 64-bit integer sum of outer products is then destructively subtracted from the 32-bit integer or 64-bit integer destination tile, respectively for 8-bit integer and 16-bit integer instruction variants. This is equivalent to performing a 4-way dot product and subtract from each of the destination tile elements.

In case of the 8-bit integer variant, each 32-bit container of the first source vector holds 4 consecutive column elements of each row of a $SVL_S \times 4$ sub-matrix, and each 32-bit container of the second source vector holds 4 consecutive row elements of each column of a $4 \times SVL_S$ sub-matrix. In case of the 16-bit integer variant, each 64-bit container of the first source vector holds 4 consecutive column elements of each row of a $SVL_D \times 4$ sub-matrix, and each 64-bit container of the second source vector holds 4 consecutive row elements of each column of a $4 \times SVL_D$ sub-matrix.

ID_AA64SMFR0_EL1.I16I64 indicates whether the 16-bit integer variant is implemented.

It has encodings from 2 classes: [32-bit](#) and [64-bit](#)

32-bit (FEAT_SME)



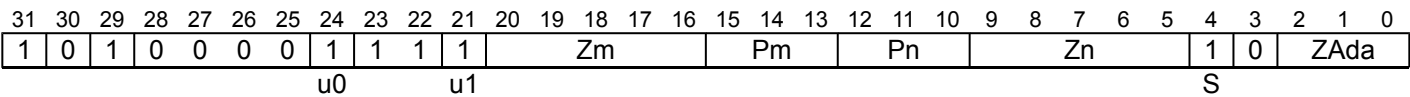
Encoding

UMOPS <ZAda>.S, <Pn>/M, <Pm>/M, <Zn>.B, <Zm>.B

Decode for this encoding

```
if !IsFeatureImplemented(FEAT_SME) then EndOfDecode(Decode_UNDEF);
constant integer esize = 32;
constant integer a = UInt(Pn);
constant integer b = UInt(Pm);
constant integer n = UInt(Zn);
constant integer m = UInt(Zm);
constant integer da = UInt(ZAda);
constant boolean op1_unsigned = TRUE;
constant boolean op2_unsigned = TRUE;
```

64-bit (FEAT_SME_I16I64)



Encoding

UMOPS <ZAda>.D, <Pn>/M, <Pm>/M, <Zn>.H, <Zm>.H

Decode for this encoding

```
if !IsFeatureImplemented(FEAT_SME_I16I64) then EndOfDecode(Decode_UNDEF);
constant integer esize = 64;
constant integer a = UInt(Pn);
constant integer b = UInt(Pm);
constant integer n = UInt(Zn);
constant integer m = UInt(Zm);
constant integer da = UInt(ZAda);
constant boolean op1_unsigned = TRUE;
constant boolean op2_unsigned = TRUE;
```

Assembler Symbols

<ZAda>	For the "32-bit" variant: is the name of the ZA tile ZA0-ZA3, encoded in the "ZAda" field. For the "64-bit" variant: is the name of the ZA tile ZA0-ZA7, encoded in the "ZAda" field.
<Pn>	Is the name of the first governing scalable predicate register P0-P7, encoded in the "Pn" field.
<Pm>	Is the name of the second governing scalable predicate register P0-P7, encoded in the "Pm" field.
<Zn>	Is the name of the first source scalable vector register, encoded in the "Zn" field.
<Zm>	Is the name of the second source scalable vector register, encoded in the "Zm" field.

Operation

```
CheckStreamingSVEAndZAEEnabled();
constant integer VL = CurrentVL;
constant integer PL = VL DIV 8;
constant integer dim = VL DIV esize;
constant bits(PL) mask1 = P[a, PL];
constant bits(PL) mask2 = P[b, PL];
constant bits(VL) operand1 = Z[n, VL];
constant bits(VL) operand2 = Z[m, VL];
constant bits(dim*dim*esize) operand3 = ZAtile[da, esize, dim*dim*esize];
bits(dim*dim*esize) result;
integer prod;

for row = 0 to dim-1
  for col = 0 to dim-1
    bits(esize) sum = Elem[operand3, row*dim+col, esize];
    for k = 0 to 3
      if (ActivePredicateElement(mask1, 4*row + k, esize DIV 4) &&
          ActivePredicateElement(mask2, 4*col + k, esize DIV 4)) then
        prod = (Int(Elem[operand1, 4*row + k, esize DIV 4], op1_unsigned) *
                Int(Elem[operand2, 4*col + k, esize DIV 4], op2_unsigned));
        sum = sum - prod;
      Elem[result, row*dim+col, esize] = sum;

ZAtile[da, esize, dim*dim*esize] = result;
```

Operational information

If PSTATE.DIT is 1:

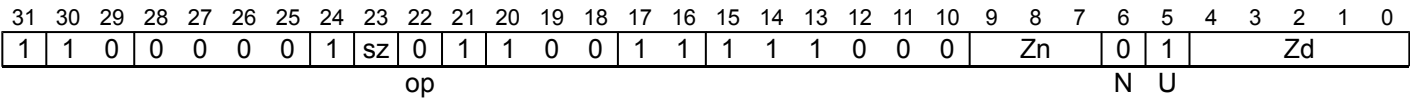
- The execution time of this instruction is independent of:
 - The values of the data supplied in any of its operand registers when its governing predicate registers contain the same value for each execution.
 - The values of the NZCV flags.
- The response of this instruction to asynchronous exceptions does not vary based on:
 - The values of the data supplied in any of its operand registers when its governing predicate registers contain the same value for each execution.
 - The values of the NZCV flags.

UQCVT (four registers)

Multi-vector unsigned saturating extract narrow

This instruction saturates the unsigned integer value in each element of the four source vectors to quarter the original source element width, and places the results in the quarter-width destination elements.
This instruction is unpredicated.

SME2
(FEAT_SME2)



Encoding

```
UQCVT <Zd>.<T>, { <Zn1>.<Tb>-<Zn4>.<Tb> }
```

Decode for this encoding

```
if !IsFeatureImplemented(FEAT_SME2) then EndOfDecode(Decode_UNDEF);
constant integer esize = 8 << UInt(sz);
constant integer n = UInt(Zn:'00');
constant integer d = UInt(Zd);
```

Assembler Symbols

- <Zd> Is the name of the destination scalable vector register, encoded in the "Zd" field.
- <T> Is the size specifier, encoded in “sz”:

sz	<T>
0	B
1	H
- <Zn1> Is the name of the first scalable vector register of the source multi-vector group, encoded as "Zn" times 4.
- <Tb> Is the size specifier, encoded in “sz”:

sz	<Tb>
0	S
1	D
- <Zn4> Is the name of the fourth scalable vector register of the source multi-vector group, encoded as "Zn" times 4 plus 3.

Operation

```
CheckStreamingSVEEnabled();
constant integer VL = CurrentVL;
constant integer elements = VL DIV (4 * esize);
bits(VL) result;

for r = 0 to 3
    constant bits(VL) operand = Z[n+r, VL];
    for e = 0 to elements-1
        constant integer element = UInt(Elem[operand, e, 4 * esize]);
        Elem[result, r*elements + e, esize] = UnsignedSat(element, esize);

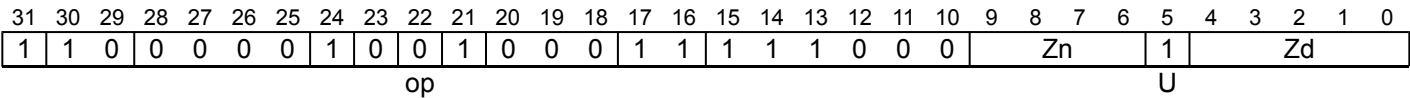
Z[d, VL] = result;
```


UQCVT (two registers)

Multi-vector unsigned saturating extract narrow

This instruction saturates the unsigned integer value in each element of the two source vectors to half the original source element width, and places the results in the half-width destination elements.
This instruction is unpredicated.

SME2
(FEAT_SME2)



Encoding

```
UQCVT <Zd>.H, { <Zn1>.S-<Zn2>.S }
```

Decode for this encoding

```
if !IsFeatureImplemented(FEAT_SME2) then EndOfDecode(Decode_UNDEF);
constant integer esize = 16;
constant integer n = UInt(Zn:'0');
constant integer d = UInt(Zd);
```

Assembler Symbols

- <Zd> Is the name of the destination scalable vector register, encoded in the "Zd" field.
- <Zn1> Is the name of the first scalable vector register of the source multi-vector group, encoded as "Zn" times 2.
- <Zn2> Is the name of the second scalable vector register of the source multi-vector group, encoded as "Zn" times 2 plus 1.

Operation

```
CheckStreamingSVEEnabled();
constant integer VL = CurrentVL;
constant integer elements = VL DIV (2 * esize);
bits(VL) result;

for r = 0 to 1
    constant bits(VL) operand = Z[n+r, VL];
    for e = 0 to elements-1
        constant integer element = UInt(Elem[operand, e, 2 * esize]);
        Elem[result, r*elements + e, esize] = UnsignedSat(element, esize);

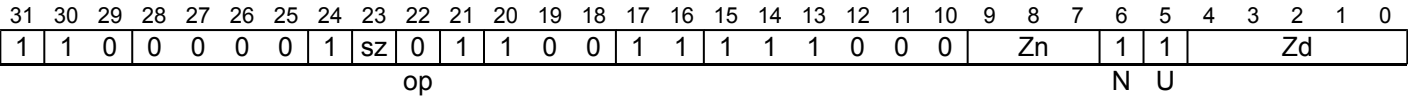
Z[d, VL] = result;
```

UQCVTN

Multi-vector unsigned saturating extract narrow and interleave

This instruction saturates the unsigned integer value in each element of the four source vectors to quarter the original source element width, and places the four-way interleaved results in the quarter-width destination elements.
This instruction is unpredicated.

SME2
(FEAT_SME2)



Encoding

```
UQCVTN <Zd>.<T>, { <Zn1>.<Tb>-<Zn4>.<Tb> }
```

Decode for this encoding

```
if !IsFeatureImplemented(FEAT_SME2) then EndOfDecode(Decode_UNDEF);
constant integer esize = 8 << UInt(sz);
constant integer n = UInt(Zn:'00');
constant integer d = UInt(Zd);
```

Assembler Symbols

- <Zd>

Is the name of the destination scalable vector register, encoded in the "Zd" field.
- <T>

Is the size specifier, encoded in “sz”:

sz	<T>
0	B
1	H
- <Zn1>

Is the name of the first scalable vector register of the source multi-vector group, encoded as "Zn" times 4.
- <Tb>

Is the size specifier, encoded in “sz”:

sz	<Tb>
0	S
1	D
- <Zn4>

Is the name of the fourth scalable vector register of the source multi-vector group, encoded as "Zn" times 4 plus 3.

Operation

```
CheckStreamingSVEEnabled();
constant integer VL = CurrentVL;
constant integer elements = VL DIV (4 * esize);
bits(VL) result;

for e = 0 to elements-1
  for i = 0 to 3
    constant bits(VL) operand = Z[n+i, VL];
    constant integer element = UInt(Elem[operand, e, 4 * esize]);
    Elem[result, 4*e + i, esize] = UnsignedSat(element, esize);

Z[d, VL] = result;
```

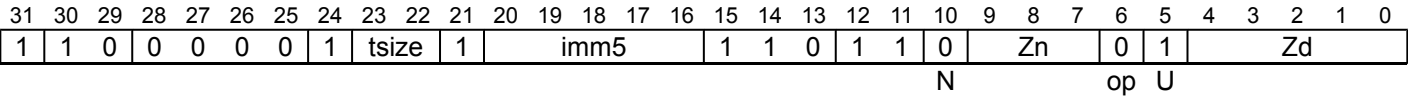

UQRSHR (four registers)

Multi-vector unsigned saturating rounding shift right narrow by immediate

This instruction shifts right by an immediate value the unsigned integer value in each element of the four source vectors, and places the rounded results in the quarter-width destination elements. Each result element is saturated to the quarter-width N-bit element's unsigned integer range 0 to $(2^N)-1$. The immediate shift amount is an unsigned value in the range 1 to number of bits per source element.

This instruction is unpredicated.

SME2 (FEAT_SME2)



Encoding

```
UQRSHR <Zd>.<T>, { <Zn1>.<Tb>-<Zn4>.<Tb> }, #<const>
```

Decode for this encoding

```
if !IsFeatureImplemented(FEAT_SME2) then EndOfDecode(Decode_UNDEF);
if tsize == '00' then EndOfDecode(Decode_UNDEF);
constant integer esize = 8 << HighestSetBit(tsize);
constant integer n = UInt(Zn:'00');
constant integer d = UInt(Zd);
constant integer shift = (8 * esize) - UInt(tsize:imm5);
```

Assembler Symbols

<Zd> Is the name of the destination scalable vector register, encoded in the "Zd" field.

<T> Is the size specifier, encoded in "tsize":

tsize	<T>
00	RESERVED
01	B
1x	H

<Zn1> Is the name of the first scalable vector register of the source multi-vector group, encoded as "Zn" times 4.

<Tb> Is the size specifier, encoded in "tsize":

tsize	<Tb>
00	RESERVED
01	S
1x	D

<Zn4> Is the name of the fourth scalable vector register of the source multi-vector group, encoded as "Zn" times 4 plus 3.

<const> Is the immediate shift amount, in the range 1 to number of bits per source element, encoded in "tsize:imm5".

Operation

```
CheckStreamingSVEEnabled();
constant integer VL = CurrentVL;
constant integer elements = VL DIV (4 * esize);
bits(VL) result;

for r = 0 to 3
    constant bits(VL) operand = Z[n+r, VL];
    for e = 0 to elements-1
        constant bits(4 * esize) element = Elem[operand, e, 4 * esize];
        constant integer res = (UInt(element) + (1 << (shift-1))) >> shift;
        Elem[result, r*elements + e, esize] = UnsignedSat(res, esize);

Z[d, VL] = result;
```

Internal version only: aarchmrs v2025-03_rel, pseudocode v2025-03_rel ; Build timestamp: 2025-03-21T17:41

Copyright © 2010-2025 Arm Limited or its affiliates. All rights reserved. This document is Non-Confidential.

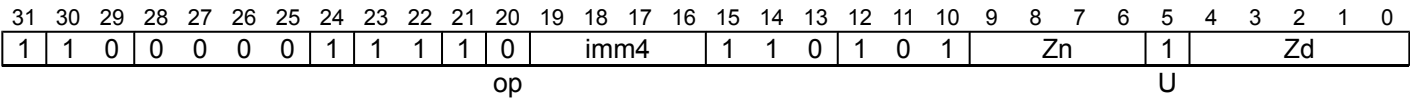
UQRSHR (two registers)

Multi-vector unsigned saturating rounding shift right narrow by immediate

This instruction shifts right by an immediate value the unsigned integer value in each element of the two source vectors, and places the rounded results in the half-width destination elements. Each result element is saturated to the half-width N-bit element's unsigned integer range 0 to (2^N)-1. The immediate shift amount is an unsigned value in the range 1 to 16.

This instruction is unpredicated.

SME2
(FEAT_SME2)



Encoding

```
UQRSHR <Zd>.H, { <Zn1>.S-<Zn2>.S }, #<const>
```

Decode for this encoding

```
if !IsFeatureImplemented(FEAT_SME2) then EndOfDecode(Decode_UNDEF);
constant integer esize = 16;
constant integer n = UInt(Zn:'0');
constant integer d = UInt(Zd);
constant integer shift = esize - UInt(imm4);
```

Assembler Symbols

- <Zd> Is the name of the destination scalable vector register, encoded in the "Zd" field.
- <Zn1> Is the name of the first scalable vector register of the source multi-vector group, encoded as "Zn" times 2.
- <Zn2> Is the name of the second scalable vector register of the source multi-vector group, encoded as "Zn" times 2 plus 1.
- <const> Is the immediate shift amount, in the range 1 to 16, encoded in the "imm4" field.

Operation

```
CheckStreamingSVEEnabled();
constant integer VL = CurrentVL;
constant integer elements = VL DIV (2 * esize);
bits(VL) result;

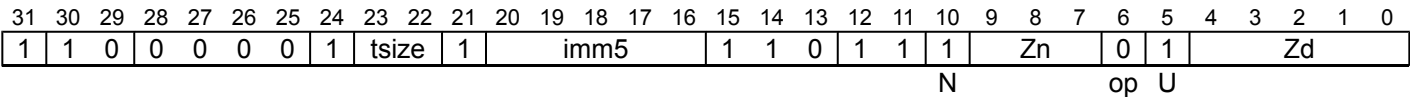
for r = 0 to 1
    constant bits(VL) operand = Z[n+r, VL];
    for e = 0 to elements-1
        constant bits(2 * esize) element = Elem[operand, e, 2 * esize];
        constant integer res = (UInt(element) + (1 << (shift-1))) >> shift;
        Elem[result, r*elements + e, esize] = UnsignedSat(res, esize);
Z[d, VL] = result;
```

UQRSHRN

Multi-vector unsigned saturating rounding shift right narrow by immediate and interleave

This instruction shifts right by an immediate value the unsigned integer value in each element of the four source vectors, and places the four-way interleaved rounded results in the quarter-width destination elements. Each result element is saturated to the quarter-width N-bit element's unsigned integer range 0 to (2^N)-1. The immediate shift amount is an unsigned value in the range 1 to number of bits per source element. This instruction is unpredicated.

SME2
(FEAT_SME2)



Encoding

```
UQRSHRN <Zd>.<T>, { <Zn1>.<Tb>-<Zn4>.<Tb> }, #<const>
```

Decode for this encoding

```
if !IsFeatureImplemented(FEAT_SME2) then EndOfDecode(Decode_UNDEF);
if tsize == '00' then EndOfDecode(Decode_UNDEF);
constant integer esize = 8 << HighestSetBit(tsize);
constant integer n = UInt(Zn:'00');
constant integer d = UInt(Zd);
constant integer shift = (8 * esize) - UInt(tsize:imm5);
```

Assembler Symbols

<Zd> Is the name of the destination scalable vector register, encoded in the "Zd" field.

<T> Is the size specifier, encoded in “tsize”:

tsize	<T>
00	RESERVED
01	B
1x	H

<Zn1> Is the name of the first scalable vector register of the source multi-vector group, encoded as "Zn" times 4.

<Tb> Is the size specifier, encoded in “tsize”:

tsize	<Tb>
00	RESERVED
01	S
1x	D

<Zn4> Is the name of the fourth scalable vector register of the source multi-vector group, encoded as "Zn" times 4 plus 3.

<const> Is the immediate shift amount, in the range 1 to number of bits per source element, encoded in "tsize:imm5".

Operation

```
CheckStreamingSVEEnabled();
constant integer VL = CurrentVL;
constant integer elements = VL DIV (4 * esize);
bits(VL) result;

for e = 0 to elements-1
    for i = 0 to 3
        constant bits(VL) operand = Z[n+i, VL];
        constant bits(4 * esize) element = Elem[operand, e, 4 * esize];
        constant integer res = (UInt(element) + (1 << (shift-1))) >> shift;
        Elem[result, 4*e + i, esize] = UnsignedSat(res, esize);

Z[d, VL] = result;
```

Internal version only: aarchmrs v2025-03_rel, pseudocode v2025-03_rel ; Build timestamp: 2025-03-21T17:41

Copyright © 2010-2025 Arm Limited or its affiliates. All rights reserved. This document is Non-Confidential.

URSHL (multiple and single vector)

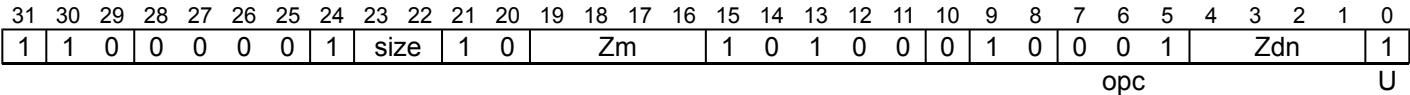
Multi-vector unsigned rounding shift left by vector

This instruction shifts the unsigned elements of the two or four first source vectors by corresponding elements of the second source vector and destructively places the rounded results in the corresponding elements of the two or four first source vectors. A positive shift amount performs a left shift, otherwise a right shift by the negated shift amount is performed.

This instruction is unpredicated.

It has encodings from 2 classes: [Two registers](#) and [Four registers](#)

Two registers (FEAT_SME2)



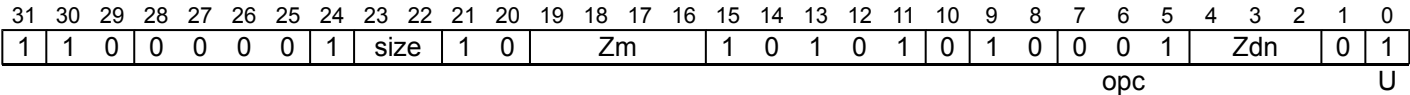
Encoding

URSHL { <Zdn1>.<T>-<Zdn2>.<T> }, { <Zdn1>.<T>-<Zdn2>.<T> }, <Zm>.<T>

Decode for this encoding

```
if !IsFeatureImplemented(FEAT_SME2) then EndOfDecode(Decode_UNDEF);
constant integer esize = 8 << UInt(size);
constant integer dn = UInt(Zdn:'0');
constant integer m = UInt('0':Zm);
constant integer nreg = 2;
```

Four registers (FEAT_SME2)



Encoding

URSHL { <Zdn1>.<T>-<Zdn4>.<T> }, { <Zdn1>.<T>-<Zdn4>.<T> }, <Zm>.<T>

Decode for this encoding

```
if !IsFeatureImplemented(FEAT_SME2) then EndOfDecode(Decode_UNDEF);
constant integer esize = 8 << UInt(size);
constant integer dn = UInt(Zdn:'00');
constant integer m = UInt('0':Zm);
constant integer nreg = 4;
```

Assembler Symbols

- <Zdn1>
- For the "Two registers" variant: is the name of the first scalable vector register of the destination and first source multi-vector group, encoded as "Zdn" times 2.
- For the "Four registers" variant: is the name of the first scalable vector register of the destination and first source multi-vector group, encoded as "Zdn" times 4.
- <T>
- Is the size specifier, encoded in “size”:

size	<T>
00	B
01	H
10	S
11	D

- <Zdn2> Is the name of the second scalable vector register of the destination and first source multi-vector group, encoded as "Zdn" times 2 plus 1.
- <Zm> Is the name of the second source scalable vector register Z0-Z15, encoded in the "Zm" field.
- <Zdn4> Is the name of the fourth scalable vector register of the destination and first source multi-vector group, encoded as "Zdn" times 4 plus 3.

Operation

```

CheckStreamingSVEEnabled();
constant integer VL = CurrentVL;
constant integer elements = VL DIV esize;
array [0..3] of bits(VL) results;

for r = 0 to nreg-1
    constant bits(VL) operand1 = Z[dn+r, VL];
    constant bits(VL) operand2 = Z[m, VL];
    for e = 0 to elements-1
        constant integer element = UInt(Elem[operand1, e, esize]);
        integer shift = ShiftSat(SInt(Elem[operand2, e, esize]), esize);
        integer res;
        if shift >= 0 then
            res = element << shift;
        else
            shift = -shift;
            res = (element + (1 << (shift - 1))) >> shift;
        Elem[results[r], e, esize] = res<esize-1:0>;

for r = 0 to nreg-1
    Z[dn+r, VL] = results[r];

```

Internal version only: aarchmrs v2025-03_rel, pseudocode v2025-03_rel ; Build timestamp: 2025-03-21T17:41

Copyright © 2010-2025 Arm Limited or its affiliates. All rights reserved. This document is Non-Confidential.

URSHL (multiple vectors)

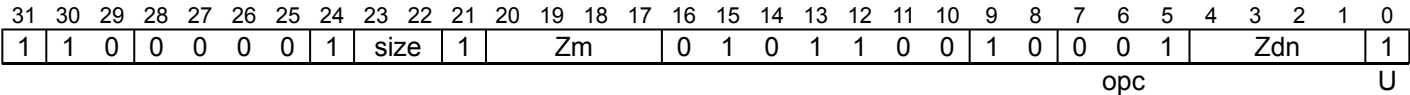
Multi-vector unsigned rounding shift left

This instruction shifts the unsigned elements of the two or four first source vectors by corresponding elements of the two or four second source vectors and destructively places the rounded results in the corresponding elements of the two or four first source vectors. A positive shift amount performs a left shift, otherwise a right shift by the negated shift amount is performed.

This instruction is unpredicated.

It has encodings from 2 classes: [Two registers](#) and [Four registers](#)

Two registers (FEAT_SME2)



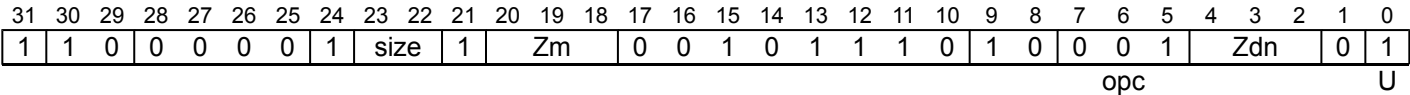
Encoding

URSHL { <Zdn1>.<T>-<Zdn2>.<T> }, { <Zdn1>.<T>-<Zdn2>.<T> }, { <Zm1>.<T>-<Zm2>.<T> }

Decode for this encoding

```
if !IsFeatureImplemented(FEAT_SME2) then EndOfDecode(Decode_UNDEF);
constant integer esize = 8 << UInt(size);
constant integer dn = UInt(Zdn:'0');
constant integer m = UInt(Zm:'0');
constant integer nreg = 2;
```

Four registers (FEAT_SME2)



Encoding

URSHL { <Zdn1>.<T>-<Zdn4>.<T> }, { <Zdn1>.<T>-<Zdn4>.<T> }, { <Zm1>.<T>-<Zm4>.<T> }

Decode for this encoding

```
if !IsFeatureImplemented(FEAT_SME2) then EndOfDecode(Decode_UNDEF);
constant integer esize = 8 << UInt(size);
constant integer dn = UInt(Zdn:'00');
constant integer m = UInt(Zm:'00');
constant integer nreg = 4;
```

Assembler Symbols

- <Zdn1>
- For the "Two registers" variant: is the name of the first scalable vector register of the destination and first source multi-vector group, encoded as "Zdn" times 2.

For the "Four registers" variant: is the name of the first scalable vector register of the destination and first source multi-vector group, encoded as "Zdn" times 4.
- <T>
- Is the size specifier, encoded in “size”:

size	<T>
00	B
01	H
10	S
11	D

- <Zdn2> Is the name of the second scalable vector register of the destination and first source multi-vector group, encoded as "Zdn" times 2 plus 1.
- <Zm1> For the "Two registers" variant: is the name of the first scalable vector register of the second source multi-vector group, encoded as "Zm" times 2.
For the "Four registers" variant: is the name of the first scalable vector register of the second source multi-vector group, encoded as "Zm" times 4.
- <Zm2> Is the name of the second scalable vector register of the second source multi-vector group, encoded as "Zm" times 2 plus 1.
- <Zdn4> Is the name of the fourth scalable vector register of the destination and first source multi-vector group, encoded as "Zdn" times 4 plus 3.
- <Zm4> Is the name of the fourth scalable vector register of the second source multi-vector group, encoded as "Zm" times 4 plus 3.

Operation

```

CheckStreamingSVEEnabled();
constant integer VL = CurrentVL;
constant integer elements = VL DIV esize;
array [0..3] of bits(VL) results;

for r = 0 to nreg-1
    constant bits(VL) operand1 = Z[dn+r, VL];
    constant bits(VL) operand2 = Z[m+r, VL];
    for e = 0 to elements-1
        constant integer element = UInt(Elem[operand1, e, esize]);
        integer shift = ShiftSat(SInt(Elem[operand2, e, esize]), esize);
        integer res;
        if shift >= 0 then
            res = element << shift;
        else
            shift = -shift;
            res = (element + (1 << (shift - 1))) >> shift;
        Elem[results[r], e, esize] = res<esize-1:0>;

for r = 0 to nreg-1
    Z[dn+r, VL] = results[r];

```

Internal version only: aarchmrs v2025-03_rel, pseudocode v2025-03_rel ; Build timestamp: 2025-03-21T17:41

Copyright © 2010-2025 Arm Limited or its affiliates. All rights reserved. This document is Non-Confidential.

USDOT (4-way, multiple and indexed vector)

Multi-vector unsigned by signed integer dot-product by indexed element

This instruction computes the dot-product of four unsigned 8-bit integer values held in each 32-bit element of the two or four first source vectors and four signed 8-bit integer values in the corresponding indexed 32-bit element of the second source vector. The widened dot product result is destructively added to the corresponding 32-bit element of the ZA single-vector groups.

The groups within the second source vector are specified using an immediate element index which selects the same group position within each 128-bit vector segment. The index range is from 0 to 3.

The single-vector group within each half of or each quarter of the ZA array is selected by the sum of the vector select register and offset, modulo half or quarter the number of ZA array vectors.

The vector group symbol, VGx2 or VGx4, indicates that the ZA operand consists of two or four ZA single-vector groups respectively. The vector group symbol is preferred for disassembly, but optional in assembler source code.

This instruction is unpredicated.

It has encodings from 2 classes: [Two ZA single-vectors](#) and [Four ZA single-vectors](#)

Two ZA single-vectors

(FEAT_SME2)

31	30	29	28	27	26	25	24	23	22	21	20	19	18	17	16	15	14	13	12	11	10	9	8	7	6	5	4	3	2	1	0			
1	1	0	0	0	0	0	1	0	1	0	1	Zm				0	Rv		1	i2	Zn				1	0	1	off3						
																op								U										

Encoding

USDOT ZA.S[<Wv>, <offs>{, VGx2}], { <Zn1>.B-<Zn2>.B }, <Zm>.B[<index>]

Decode for this encoding

```
if !IsFeatureImplemented(FEAT_SME2) then EndOfDecode(Decode_UNDEF);
constant integer v = UInt('010':Rv);
constant integer esize = 32;
constant integer n = UInt(Zn:'0');
constant integer m = UInt('0':Zm);
constant integer offset = UInt(off3);
constant integer index = UInt(i2);
constant integer nreg = 2;
```

Four ZA single-vectors

(FEAT_SME2)

31	30	29	28	27	26	25	24	23	22	21	20	19	18	17	16	15	14	13	12	11	10	9	8	7	6	5	4	3	2	1	0				
1	1	0	0	0	0	0	1	0	1	0	1	Zm				1	Rv		1	i2	Zn				0	1	0	1	off3						
op																				U															

Encoding

USDOT ZA.S[<Wv>, <offs>{, VGx4}], { <Zn1>.B-<Zn4>.B }, <Zm>.B[<index>]

Decode for this encoding

```
if !IsFeatureImplemented(FEAT_SME2) then EndOfDecode(Decode_UNDEF);
constant integer v = UInt('010':Rv);
constant integer esize = 32;
constant integer n = UInt(Zn:'00');
constant integer m = UInt('0':Zm);
constant integer offset = UInt(off3);
constant integer index = UInt(i2);
constant integer nreg = 4;
```

Assembler Symbols

<Wv>	Is the 32-bit name of the vector select register W8-W11, encoded in the "Rv" field.
<offs>	Is the vector select offset, in the range 0 to 7, encoded in the "off3" field.
<Zn1>	For the "Two ZA single-vectors" variant: is the name of the first scalable vector register of the first source multi-vector group, encoded as "Zn" times 2. For the "Four ZA single-vectors" variant: is the name of the first scalable vector register of the first source multi-vector group, encoded as "Zn" times 4.
<Zn2>	Is the name of the second scalable vector register of the first source multi-vector group, encoded as "Zn" times 2 plus 1.
<Zm>	Is the name of the second source scalable vector register Z0-Z15, encoded in the "Zm" field.
<index>	Is the immediate index of a 32-bit group of four 8-bit values within each 128-bit vector segment, in the range 0 to 3, encoded in the "i2" field.
<Zn4>	Is the name of the fourth scalable vector register of the first source multi-vector group, encoded as "Zn" times 4 plus 3.

Operation

```
CheckStreamingSVEAndZAAEnabled();
constant integer VL = CurrentVL;
constant integer elements = VL DIV esize;
constant integer vectors = VL DIV 8;
constant integer vstride = vectors DIV nreg;
constant integer eltsegment = 128 DIV esize;
constant bits(32) vbase = X[v, 32];
integer vec = (UInt(vbase) + offset) MOD vstride;
bits(VL) result;

for r = 0 to nreg-1
    constant bits(VL) operand1 = Z[n+r, VL];
    constant bits(VL) operand2 = Z[m, VL];
    constant bits(VL) operand3 = ZAvector[vec, VL];
    for e = 0 to elements-1
        bits(esize) sum = Elem[operand3, e, esize];
        constant integer segmentbase = e - (e MOD eltsegment);
        constant integer s = segmentbase + index;
        for i = 0 to 3
            constant integer element1 = UInt(Elem[operand1, 4 * e + i, esize DIV 4]);
            constant integer element2 = SInt(Elem[operand2, 4 * s + i, esize DIV 4]);
            sum = sum + element1 * element2;
        Elem[result, e, esize] = sum;
    ZAvector[vec, VL] = result;
    vec = vec + vstride;
```

Operational information

If PSTATE.DIT is 1:

- The execution time of this instruction is independent of:
 - The values of the data supplied in any of its registers.
 - The values of the NZCV flags.
- The response of this instruction to asynchronous exceptions does not vary based on:
 - The values of the data supplied in any of its registers.
 - The values of the NZCV flags.

Internal version only: aarchmrs v2025-03_rel, pseudocode v2025-03_rel ; Build timestamp: 2025-03-21T17:41

Copyright © 2010-2025 Arm Limited or its affiliates. All rights reserved. This document is Non-Confidential.

USDOT (4-way, multiple and single vector)

Multi-vector unsigned by signed integer dot-product by vector

This instruction computes the dot-product of four unsigned 8-bit integer values held in each 32-bit element of the two or four first source vectors and four signed 8-bit integer values in the corresponding 32-bit element of the second source vector. The widened dot product result is destructively added to the corresponding 32-bit element of the ZA single-vector groups.

The single-vector group within each half of or each quarter of the ZA array is selected by the sum of the vector select register and offset, modulo half or quarter the number of ZA array vectors.

The vector group symbol, VGx2 or VGx4, indicates that the ZA operand consists of two or four ZA single-vector groups respectively. The vector group symbol is preferred for disassembly, but optional in assembler source code.

This instruction is unpredicated.

It has encodings from 2 classes: [Two ZA single-vectors](#) and [Four ZA single-vectors](#)

Two ZA single-vectors
(FEAT_SME2)

31	30	29	28	27	26	25	24	23	22	21	20	19	18	17	16	15	14	13	12	11	10	9	8	7	6	5	4	3	2	1	0
1	1	0	0	0	0	0	1	0	0	1	0	Zm			0	Rv		1	0	1	Zn			0	1	off3					
																												U			

Encoding

USDOT ZA.S[<Wv>, <offs>{, VGx2}], { <Zn1>.B-<Zn2>.B }, <Zm>.B

Decode for this encoding

```
if !IsFeatureImplemented(FEAT_SME2) then EndOfDecode(Decode_UNDEF);
constant integer v = UInt('010':Rv);
constant integer esize = 32;
constant integer n = UInt(Zn);
constant integer m = UInt('0':Zm);
constant integer offset = UInt(off3);
constant integer nreg = 2;
```

Four ZA single-vectors
(FEAT_SME2)

31	30	29	28	27	26	25	24	23	22	21	20	19	18	17	16	15	14	13	12	11	10	9	8	7	6	5	4	3	2	1	0
1	1	0	0	0	0	0	1	0	0	1	1	Zm			0	Rv		1	0	1	Zn			0	1	off3					
																												U			

Encoding

USDOT ZA.S[<Wv>, <offs>{, VGx4}], { <Zn1>.B-<Zn4>.B }, <Zm>.B

Decode for this encoding

```
if !IsFeatureImplemented(FEAT_SME2) then EndOfDecode(Decode_UNDEF);
constant integer v = UInt('010':Rv);
constant integer esize = 32;
constant integer n = UInt(Zn);
constant integer m = UInt('0':Zm);
constant integer offset = UInt(off3);
constant integer nreg = 4;
```

Assembler Symbols

<Wv> Is the 32-bit name of the vector select register W8-W11, encoded in the "Rv" field.

<offs>	Is the vector select offset, in the range 0 to 7, encoded in the "off3" field.
<Zn1>	Is the name of the first scalable vector register of the first source multi-vector group, encoded as "Zn".
<Zn2>	Is the name of the second scalable vector register of the first source multi-vector group, encoded as "Zn" plus 1 modulo 32.
<Zm>	Is the name of the second source scalable vector register Z0-Z15, encoded in the "Zm" field.
<Zn4>	Is the name of the fourth scalable vector register of the first source multi-vector group, encoded as "Zn" plus 3 modulo 32.

Operation

```

CheckStreamingSVEAndZAEEnabled();
constant integer VL = CurrentVL;
constant integer elements = VL DIV esize;
constant integer vectors = VL DIV 8;
constant integer vstride = vectors DIV nreg;
constant bits(32) vbase = X[v, 32];
integer vec = (UInt(vbase) + offset) MOD vstride;
bits(VL) result;

for r = 0 to nreg-1
    constant bits(VL) operand1 = Z[(n+r) MOD 32, VL];
    constant bits(VL) operand2 = Z[m, VL];
    constant bits(VL) operand3 = ZAvector[vec, VL];
    for e = 0 to elements-1
        bits(esize) sum = Elem[operand3, e, esize];
        for i = 0 to 3
            constant integer element1 = UInt(Elem[operand1, 4 * e + i, esize DIV 4]);
            constant integer element2 = SInt(Elem[operand2, 4 * e + i, esize DIV 4]);
            sum = sum + element1 * element2;
        Elem[result, e, esize] = sum;
    ZAvector[vec, VL] = result;
    vec = vec + vstride;

```

Operational information

If PSTATE.DIT is 1:

- The execution time of this instruction is independent of:
 - The values of the data supplied in any of its registers.
 - The values of the NZCV flags.
- The response of this instruction to asynchronous exceptions does not vary based on:
 - The values of the data supplied in any of its registers.
 - The values of the NZCV flags.

Internal version only: aarchmrs v2025-03_rel, pseudocode v2025-03_rel ; Build timestamp: 2025-03-21T17:41

Copyright © 2010-2025 Arm Limited or its affiliates. All rights reserved. This document is Non-Confidential.

USDOT (4-way, multiple vectors)

Multi-vector unsigned by signed integer dot-product

This instruction computes the dot-product of four unsigned 8-bit integer values held in each 32-bit element of the two or four first source vectors and four signed 8-bit integer values in the corresponding 32-bit element of the two or four second source vectors. The widened dot product result is destructively added to corresponding 32-bit element of the ZA single-vector groups.

The single-vector group within each half of or each quarter of the ZA array is selected by the sum of the vector select register and offset, modulo half or quarter the number of ZA array vectors.

The vector group symbol, VGx2 or VGx4, indicates that the ZA operand consists of two or four ZA single-vector groups respectively. The vector group symbol is preferred for disassembly, but optional in assembler source code.

This instruction is unpredicated.

It has encodings from 2 classes: [Two ZA single-vectors](#) and [Four ZA single-vectors](#)

Two ZA single-vectors

(FEAT_SME2)

31	30	29	28	27	26	25	24	23	22	21	20	19	18	17	16	15	14	13	12	11	10	9	8	7	6	5	4	3	2	1	0
1	1	0	0	0	0	0	1	1	0	1	Zm			0	0	Rv		1	0	1	Zn			0	0	1	off3				

Encoding

```
USDOT ZA.S[<Wv>, <offs>{, VGx2}], { <Zn1>.B-<Zn2>.B }, { <Zm1>.B-<Zm2>.B }
```

Decode for this encoding

```
if !IsFeatureImplemented(FEAT_SME2) then EndOfDecode(Decode_UNDEF);
constant integer v = UInt('010':Rv);
constant integer esize = 32;
constant integer n = UInt(Zn:'0');
constant integer m = UInt(Zm:'0');
constant integer offset = UInt(off3);
constant integer nreg = 2;
```

Four ZA single-vectors

(FEAT_SME2)

31	30	29	28	27	26	25	24	23	22	21	20	19	18	17	16	15	14	13	12	11	10	9	8	7	6	5	4	3	2	1	0
1	1	0	0	0	0	0	1	1	0	1	Zm			0	1	0	Rv		1	0	1	Zn			0	0	0	1	off3		

Encoding

```
USDOT ZA.S[<Wv>, <offs>{, VGx4}], { <Zn1>.B-<Zn4>.B }, { <Zm1>.B-<Zm4>.B }
```

Decode for this encoding

```
if !IsFeatureImplemented(FEAT_SME2) then EndOfDecode(Decode_UNDEF);
constant integer v = UInt('010':Rv);
constant integer esize = 32;
constant integer n = UInt(Zn:'00');
constant integer m = UInt(Zm:'00');
constant integer offset = UInt(off3);
constant integer nreg = 4;
```

Assembler Symbols

<Wv> Is the 32-bit name of the vector select register W8-W11, encoded in the "Rv" field.

<offs> Is the vector select offset, in the range 0 to 7, encoded in the "off3" field.

<Zn1>	For the "Two ZA single-vectors" variant: is the name of the first scalable vector register of the first source multi-vector group, encoded as "Zn" times 2. For the "Four ZA single-vectors" variant: is the name of the first scalable vector register of the first source multi-vector group, encoded as "Zn" times 4.
<Zn2>	Is the name of the second scalable vector register of the first source multi-vector group, encoded as "Zn" times 2 plus 1.
<Zm1>	For the "Two ZA single-vectors" variant: is the name of the first scalable vector register of the second source multi-vector group, encoded as "Zm" times 2. For the "Four ZA single-vectors" variant: is the name of the first scalable vector register of the second source multi-vector group, encoded as "Zm" times 4.
<Zm2>	Is the name of the second scalable vector register of the second source multi-vector group, encoded as "Zm" times 2 plus 1.
<Zn4>	Is the name of the fourth scalable vector register of the first source multi-vector group, encoded as "Zn" times 4 plus 3.
<Zm4>	Is the name of the fourth scalable vector register of the second source multi-vector group, encoded as "Zm" times 4 plus 3.

Operation

```

CheckStreamingSVEAndZAAEnabled();
constant integer VL = CurrentVL;
constant integer elements = VL DIV esize;
constant integer vectors = VL DIV 8;
constant integer vstride = vectors DIV nreg;
constant bits(32) vbase = X[v, 32];
integer vec = (UInt(vbase) + offset) MOD vstride;
bits(VL) result;

for r = 0 to nreg-1
    constant bits(VL) operand1 = Z[n+r, VL];
    constant bits(VL) operand2 = Z[m+r, VL];
    constant bits(VL) operand3 = ZAvector[vec, VL];
    for e = 0 to elements-1
        bits(esize) sum = Elem[operand3, e, esize];
        for i = 0 to 3
            constant integer element1 = UInt(Elem[operand1, 4 * e + i, esize DIV 4]);
            constant integer element2 = SInt(Elem[operand2, 4 * e + i, esize DIV 4]);
            sum = sum + element1 * element2;
        Elem[result, e, esize] = sum;
    ZAvector[vec, VL] = result;
    vec = vec + vstride;

```

Operational information

If PSTATE.DIT is 1:

- The execution time of this instruction is independent of:
 - The values of the data supplied in any of its registers.
 - The values of the NZCV flags.
- The response of this instruction to asynchronous exceptions does not vary based on:
 - The values of the data supplied in any of its registers.
 - The values of the NZCV flags.

Internal version only: aarchmrs v2025-03_rel, pseudocode v2025-03_rel ; Build timestamp: 2025-03-21T17:41

Copyright © 2010-2025 Arm Limited or its affiliates. All rights reserved. This document is Non-Confidential.

USMLALL (multiple and indexed vector)

Multi-vector unsigned by signed integer multiply-add long-long by indexed element

This instruction multiplies each unsigned 8-bit element in the one, two, or four first source vectors with each signed 8-bit indexed element of the second source vector, widens each product to 32 bits, and destructively adds these values to the corresponding 32-bit elements of the ZA quad-vector groups.

The elements within the second source vector are specified using an immediate element index which selects the same element position within each 128-bit vector segment. The element index range is from 0 to one less than the number of elements per 128-bit segment.

The quad-vector group within all of, each half of, or each quarter of the ZA array is selected by the sum of the vector select register and offset range, modulo all, half, or quarter the number of ZA array vectors.

The vector group symbol, VGx2 or VGx4, indicates that the ZA operand consists of two or four ZA quad-vector groups respectively. The vector group symbol is preferred for disassembly, but optional in assembler source code.

This instruction is unpredicated.

It has encodings from 3 classes: [One ZA quad-vector](#) , [Two ZA quad-vectors](#) and [Four ZA quad-vectors](#)

One ZA quad-vector (FEAT_SME2)

31	30	29	28	27	26	25	24	23	22	21	20	19	18	17	16	15	14	13	12	11	10	9	8	7	6	5	4	3	2	1	0
1	1	0	0	0	0	0	1	0	0	0	0	Zm			i4h	Rv	i4l			Zn			0	0	1	off2					
																								U			S	op			

Encoding

USMLALL ZA.S[<Wv>, <offs1>:<offs4>], <Zn>.B, <Zm>.B[<index>]

Decode for this encoding

```
if !IsFeatureImplemented(FEAT_SME2) then EndOfDecode(Decode_UNDEF);
constant integer esize = 32;
constant integer v = UInt('010':Rv);
constant integer n = UInt(Zn);
constant integer m = UInt('0':Zm);
constant integer offset = UInt(off2:'00');
constant integer index = UInt(i4h:i4l);
constant integer nreg = 1;
```

Two ZA quad-vectors (FEAT_SME2)

31	30	29	28	27	26	25	24	23	22	21	20	19	18	17	16	15	14	13	12	11	10	9	8	7	6	5	4	3	2	1	0
1	1	0	0	0	0	0	1	0	0	0	1	Zm			0	Rv	0	i4h	Zn			1	0	0	i4l			o1			
																								op			U	S			

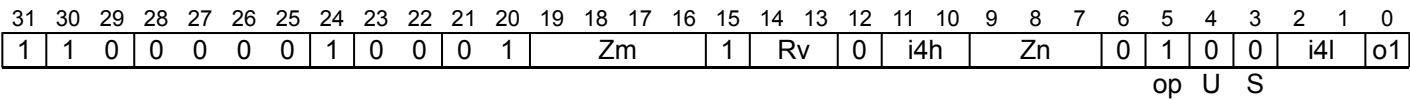
Encoding

USMLALL ZA.S[<Wv>, <offs1>:<offs4>{, VGx2}], { <Zn1>.B-<Zn2>.B }, <Zm>.B[<index>]

Decode for this encoding

```
if !IsFeatureImplemented(FEAT_SME2) then EndOfDecode(Decode_UNDEF);
constant integer esize = 32;
constant integer v = UInt('010':Rv);
constant integer n = UInt(Zn:'0');
constant integer m = UInt('0':Zm);
constant integer offset = UInt(o1:'00');
constant integer index = UInt(i4h:i4l);
constant integer nreg = 2;
```

Four ZA quad-vectors
(FEAT_SME2)



Encoding

```
USMLALL ZA.S[<Wv>, <offs1>:<offs4>{, VGx4}], { <Zn1>.B-<Zn4>.B }, <Zm>.B[<index>]
```

Decode for this encoding

```
if !IsFeatureImplemented(FEAT_SME2) then EndOfDecode(Decode_UNDEF);
constant integer esize = 32;
constant integer v = UInt('010':Rv);
constant integer n = UInt(Zn:'00');
constant integer m = UInt('0':Zm);
constant integer offset = UInt(o1:'00');
constant integer index = UInt(i4h:i4l);
constant integer nreg = 4;
```

Assembler Symbols

- <Wv> Is the 32-bit name of the vector select register W8-W11, encoded in the "Rv" field.
- <offs1> For the "One ZA quad-vector" variant: is the first vector select offset, encoded as "off2" field times 4.
For the "Four ZA quad-vectors" and "Two ZA quad-vectors" variants: is the first vector select offset, encoded as "o1" field times 4.
- <offs4> For the "One ZA quad-vector" variant: is the fourth vector select offset, encoded as "off2" field times 4 plus 3.
For the "Four ZA quad-vectors" and "Two ZA quad-vectors" variants: is the fourth vector select offset, encoded as "o1" field times 4 plus 3.
- <Zn> Is the name of the first source scalable vector register, encoded in the "Zn" field.
- <Zm> Is the name of the second source scalable vector register Z0-Z15, encoded in the "Zm" field.
- <index> Is the element index, in the range 0 to 15, encoded in the "i4h:i4l" fields.
- <Zn1> For the "Two ZA quad-vectors" variant: is the name of the first scalable vector register of the first source multi-vector group, encoded as "Zn" times 2.
For the "Four ZA quad-vectors" variant: is the name of the first scalable vector register of the first source multi-vector group, encoded as "Zn" times 4.
- <Zn2> Is the name of the second scalable vector register of the first source multi-vector group, encoded as "Zn" times 2 plus 1.
- <Zn4> Is the name of the fourth scalable vector register of the first source multi-vector group, encoded as "Zn" times 4 plus 3.

Operation

```
CheckStreamingSVEAndZAAEnabled();
constant integer VL = CurrentVL;
constant integer elements = VL DIV esize;
constant integer vectors = VL DIV 8;
constant integer vstride = vectors DIV nreg;
constant integer eltspersegment = 128 DIV esize;
constant bits(32) vbase = X[v, 32];
integer vec = (UInt(vbase) + offset) MOD vstride;
bits(VL) result;
vec = vec - (vec MOD 4);

for r = 0 to nreg-1
    constant bits(VL) operand1 = Z[n+r, VL];
    constant bits(VL) operand2 = Z[m, VL];
    for i = 0 to 3
        constant bits(VL) operand3 = ZAvector[vec + i, VL];
        for e = 0 to elements-1
            constant integer segmentbase = e - (e MOD eltspersegment);
            constant integer s = 4 * segmentbase + index;
            constant integer element1 = UInt(Elem[operand1, 4 * e + i, esize DIV 4]);
            constant integer element2 = SInt(Elem[operand2, s, esize DIV 4]);
            constant bits(esize) product = (element1 * element2) < esize-1:0 >;
            Elem[result, e, esize] = Elem[operand3, e, esize] + product;
        ZAvector[vec + i, VL] = result;
    vec = vec + vstride;
```

Operational information

If PSTATE.DIT is 1:

- The execution time of this instruction is independent of:
 - The values of the data supplied in any of its registers.
 - The values of the NZCV flags.
- The response of this instruction to asynchronous exceptions does not vary based on:
 - The values of the data supplied in any of its registers.
 - The values of the NZCV flags.

Internal version only: aarchmrs v2025-03_rel, pseudocode v2025-03_rel ; Build timestamp: 2025-03-21T17:41

Copyright © 2010-2025 Arm Limited or its affiliates. All rights reserved. This document is Non-Confidential.

USMLALL (multiple and single vector)

Multi-vector unsigned by signed integer multiply-add long-long by vector

This instruction multiplies each unsigned 8-bit element in the one, two, or four first source vectors with each signed 8-bit element in the second source vector, widens each product to 32 bits, and destructively adds these values to the corresponding 32-bit elements of the ZA quad-vector groups. The quad-vector group within all of, each half of, or each quarter of the ZA array is selected by the sum of the vector select register and offset range, modulo all, half, or quarter the number of ZA array vectors.

The vector group symbol, VGx2 or VGx4, indicates that the ZA operand consists of two or four ZA quad-vector groups respectively. The vector group symbol is preferred for disassembly, but optional in assembler source code.

This instruction is unpredicated.

It has encodings from 3 classes: [One ZA quad-vector](#) , [Two ZA quad-vectors](#) and [Four ZA quad-vectors](#)

One ZA quad-vector (FEAT_SME2)

31	30	29	28	27	26	25	24	23	22	21	20	19	18	17	16	15	14	13	12	11	10	9	8	7	6	5	4	3	2	1	0					
1	1	0	0	0	0	0	1	0	0	1	0	Zm			0	Rv		0	0	1	Zn			0	0	1	off2									
sz																										U S op										

Encoding

USMLALL ZA.S[<Wv>, <offs1>:<offs4>], <Zn>.B, <Zm>.B

Decode for this encoding

```
if !IsFeatureImplemented(FEAT_SME2) then EndOfDecode(Decode_UNDEF);
constant integer esize = 32;
constant integer v = UInt('010':Rv);
constant integer n = UInt(Zn);
constant integer m = UInt('0':Zm);
constant integer offset = UInt(off2:'00');
constant integer nreg = 1;
```

Two ZA quad-vectors (FEAT_SME2)

31	30	29	28	27	26	25	24	23	22	21	20	19	18	17	16	15	14	13	12	11	10	9	8	7	6	5	4	3	2	1	0
1	1	0	0	0	0	0	1	0	0	1	0	Zm			0	Rv		0	0	0	Zn			0	0	1	0	o1			
sz																U S op															

Encoding

USMLALL ZA.S[<Wv>, <offs1>:<offs4>{, VGx2}], { <Zn1>.B-<Zn2>.B }, <Zm>.B

Decode for this encoding

```
if !IsFeatureImplemented(FEAT_SME2) then EndOfDecode(Decode_UNDEF);
constant integer esize = 32;
constant integer v = UInt('010':Rv);
constant integer n = UInt(Zn);
constant integer m = UInt('0':Zm);
constant integer offset = UInt(o1:'00');
constant integer nreg = 2;
```

Four ZA quad-vectors (FEAT_SME2)

31	30	29	28	27	26	25	24	23	22	21	20	19	18	17	16	15	14	13	12	11	10	9	8	7	6	5	4	3	2	1	0
1	1	0	0	0	0	0	1	0	0	1	1	Zm				0	Rv	0	0	0	Zn				0	0	1	0	o1		
SZ												U S op																			

Encoding

```
USMLALL ZA.S[<Wv>, <offs1>:<offs4>{, VGx4}], { <Zn1>.B-<Zn4>.B }, <Zm>.B
```

Decode for this encoding

```
if !IsFeatureImplemented(FEAT_SME2) then EndOfDecode(Decode_UNDEF);
constant integer esize = 32;
constant integer v = UInt('010':Rv);
constant integer n = UInt(Zn);
constant integer m = UInt('0':Zm);
constant integer offset = UInt(o1:'00');
constant integer nreg = 4;
```

Assembler Symbols

<Wv>	Is the 32-bit name of the vector select register W8-W11, encoded in the "Rv" field.
<offs1>	For the "One ZA quad-vector" variant: is the first vector select offset, encoded as "off2" field times 4. For the "Four ZA quad-vectors" and "Two ZA quad-vectors" variants: is the first vector select offset, encoded as "o1" field times 4.
<offs4>	For the "One ZA quad-vector" variant: is the fourth vector select offset, encoded as "off2" field times 4 plus 3. For the "Four ZA quad-vectors" and "Two ZA quad-vectors" variants: is the fourth vector select offset, encoded as "o1" field times 4 plus 3.
<Zn>	Is the name of the first source scalable vector register, encoded in the "Zn" field.
<Zm>	Is the name of the second source scalable vector register Z0-Z15, encoded in the "Zm" field.
<Zn1>	Is the name of the first scalable vector register of the first source multi-vector group, encoded as "Zn".
<Zn2>	Is the name of the second scalable vector register of the first source multi-vector group, encoded as "Zn" plus 1 modulo 32.
<Zn4>	Is the name of the fourth scalable vector register of the first source multi-vector group, encoded as "Zn" plus 3 modulo 32.

Operation

```
CheckStreamingSVEAndZAAEnabled();
constant integer VL = CurrentVL;
constant integer elements = VL DIV esize;
constant integer vectors = VL DIV 8;
constant integer vstride = vectors DIV nreg;
constant bits(32) vbase = X[v, 32];
integer vec = (UInt(vbase) + offset) MOD vstride;
bits(VL) result;
vec = vec - (vec MOD 4);

for r = 0 to nreg-1
    constant bits(VL) operand1 = Z[(n+r) MOD 32, VL];
    constant bits(VL) operand2 = Z[m, VL];
    for i = 0 to 3
        constant bits(VL) operand3 = ZAVector[vec + i, VL];
        for e = 0 to elements-1
            constant integer element1 = UInt(Elem[operand1, 4 * e + i, esize DIV 4]);
            constant integer element2 = SInt(Elem[operand2, 4 * e + i, esize DIV 4]);
            constant bits(esize) product = (element1 * element2)<esize-1:0>;
            Elem[result, e, esize] = Elem[operand3, e, esize] + product;
        ZAVector[vec + i, VL] = result;
    vec = vec + vstride;
```

Operational information

If PSTATE.DIT is 1:

- The execution time of this instruction is independent of:
 - The values of the data supplied in any of its registers.
 - The values of the NZCV flags.
- The response of this instruction to asynchronous exceptions does not vary based on:
 - The values of the data supplied in any of its registers.
 - The values of the NZCV flags.

Internal version only: aarchmrs v2025-03_rel, pseudocode v2025-03_rel ; Build timestamp: 2025-03-21T17:41

Copyright © 2010-2025 Arm Limited or its affiliates. All rights reserved. This document is Non-Confidential.

USMLALL (multiple vectors)

Multi-vector unsigned by signed integer multiply-add long-long

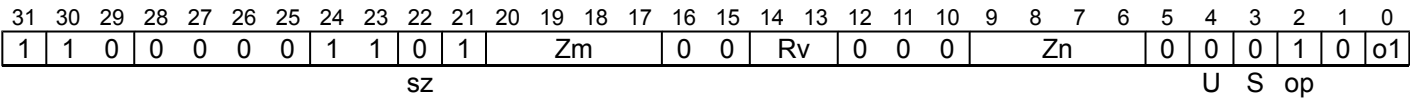
This instruction multiplies each unsigned 8-bit element in the two or four first source vectors with each signed 8-bit element in the two or four second source vectors, widens each product to 32 bits, and destructively adds these values to the corresponding 32-bit elements of the ZA quad-vector groups. The quad-vector group within each half of or each quarter of the ZA array is selected by the sum of the vector select register and offset range, modulo half or quarter the number of ZA array vectors.

The vector group symbol, VGx2 or VGx4, indicates that the ZA operand consists of two or four ZA quad-vector groups respectively. The vector group symbol is preferred for disassembly, but optional in assembler source code.

This instruction is unpredicated.

It has encodings from 2 classes: [Two ZA quad-vectors](#) and [Four ZA quad-vectors](#)

Two ZA quad-vectors
(FEAT_SME2)



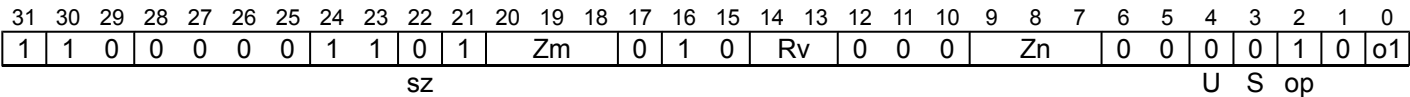
Encoding

```
USMLALL ZA.S[<Wv>, <offs1>:<offs4>{, VGx2}], { <Zn1>.B-<Zn2>.B }, { <Zm1>.B-<Zm2>.B }
```

Decode for this encoding

```
if !IsFeatureImplemented(FEAT_SME2) then EndOfDecode(Decode_UNDEF);
constant integer esize = 32;
constant integer v = UInt('010':Rv);
constant integer n = UInt(Zn:'0');
constant integer m = UInt(Zm:'0');
constant integer offset = UInt(o1:'00');
constant integer nreg = 2;
```

Four ZA quad-vectors
(FEAT_SME2)



Encoding

```
USMLALL ZA.S[<Wv>, <offs1>:<offs4>{, VGx4}], { <Zn1>.B-<Zn4>.B }, { <Zm1>.B-<Zm4>.B }
```

Decode for this encoding

```
if !IsFeatureImplemented(FEAT_SME2) then EndOfDecode(Decode_UNDEF);
constant integer esize = 32;
constant integer v = UInt('010':Rv);
constant integer n = UInt(Zn:'00');
constant integer m = UInt(Zm:'00');
constant integer offset = UInt(o1:'00');
constant integer nreg = 4;
```

Assembler Symbols

- <Wv> Is the 32-bit name of the vector select register W8-W11, encoded in the "Rv" field.
- <offs1> Is the first vector select offset, encoded as "o1" field times 4.

<offs4>	Is the fourth vector select offset, encoded as "o1" field times 4 plus 3.
<Zn1>	For the "Two ZA quad-vectors" variant: is the name of the first scalable vector register of the first source multi-vector group, encoded as "Zn" times 2. For the "Four ZA quad-vectors" variant: is the name of the first scalable vector register of the first source multi-vector group, encoded as "Zn" times 4.
<Zn2>	Is the name of the second scalable vector register of the first source multi-vector group, encoded as "Zn" times 2 plus 1.
<Zm1>	For the "Two ZA quad-vectors" variant: is the name of the first scalable vector register of the second source multi-vector group, encoded as "Zm" times 2. For the "Four ZA quad-vectors" variant: is the name of the first scalable vector register of the second source multi-vector group, encoded as "Zm" times 4.
<Zm2>	Is the name of the second scalable vector register of the second source multi-vector group, encoded as "Zm" times 2 plus 1.
<Zn4>	Is the name of the fourth scalable vector register of the first source multi-vector group, encoded as "Zn" times 4 plus 3.
<Zm4>	Is the name of the fourth scalable vector register of the second source multi-vector group, encoded as "Zm" times 4 plus 3.

Operation

```

CheckStreamingSVEAndZAAEnabled();
constant integer VL = CurrentVL;
constant integer elements = VL DIV esize;
constant integer vectors = VL DIV 8;
constant integer vstride = vectors DIV nreg;
constant bits(32) vbase = X[v, 32];
integer vec = (UInt(vbase) + offset) MOD vstride;
bits(VL) result;
vec = vec - (vec MOD 4);

for r = 0 to nreg-1
    constant bits(VL) operand1 = Z[n+r, VL];
    constant bits(VL) operand2 = Z[m+r, VL];
    for i = 0 to 3
        constant bits(VL) operand3 = ZAvector[vec + i, VL];
        for e = 0 to elements-1
            constant integer element1 = UInt(Elem[operand1, 4 * e + i, esize DIV 4]);
            constant integer element2 = SInt(Elem[operand2, 4 * e + i, esize DIV 4]);
            constant bits(esize) product = (element1 * element2) < esize-1:0>;
            Elem[result, e, esize] = Elem[operand3, e, esize] + product;
        ZAvector[vec + i, VL] = result;
    vec = vec + vstride;

```

Operational information

If PSTATE.DIT is 1:

- The execution time of this instruction is independent of:
 - The values of the data supplied in any of its registers.
 - The values of the NZCV flags.
- The response of this instruction to asynchronous exceptions does not vary based on:
 - The values of the data supplied in any of its registers.
 - The values of the NZCV flags.

Internal version only: aarchmrs v2025-03_rel, pseudocode v2025-03_rel ; Build timestamp: 2025-03-21T17:41

Copyright © 2010-2025 Arm Limited or its affiliates. All rights reserved. This document is Non-Confidential.

USMOP4A

Unsigned by signed integer quarter-tile sums of four outer products, accumulating

This instruction generates four independent quarter-tile unsigned by signed integer sums of outer products from the sub-matrices in the half-vectors of the one or two first and second source vectors and accumulates the results to the corresponding elements of a 32-bit or 64-bit element ZA tile.

In case of the 8-bit integer variant, each of the quarter-tile sums of outer products is generated by multiplying the $SVL_S \div 2 \times 4$ sub-matrix of 8-bit unsigned values held in the half-vectors of the first source vectors by the $4 \times SVL_S \div 2$ sub-matrix of 8-bit signed values held in the half-vectors of the second source vectors. Each 32-bit container of the half-vectors in the first source vectors holds 4 elements of each row of a $SVL_S \div 2 \times 4$ sub-matrix. Similarly, each 32-bit container of the half-vectors in the second source vector holds 4 elements of each column of a $4 \times SVL_S \div 2$ sub-matrix.

In case of the 16-bit integer variant, each of the quarter-tile sums of outer products is generated by multiplying the $SVL_D \div 2 \times 4$ sub-matrix of 16-bit unsigned values held in the half-vectors of the first source vectors by the $4 \times SVL_D \div 2$ sub-matrix of 16-bit signed values held in the half-vectors of the second source vectors. Each 64-bit container of the half-vectors in the first source vectors holds 4 elements of each row of a $SVL_D \div 2 \times 4$ sub-matrix. Similarly, each 64-bit container of the half-vectors in the second source vector holds 4 elements of each column of a $4 \times SVL_D \div 2$ sub-matrix.

The resulting quarter-tile $SVL_S \div 2 \times SVL_S \div 2$ widened 32-bit integer sums of outer products in case of the 8-bit integer variant or $SVL_D \div 2 \times SVL_D \div 2$ widened 64-bit integer sums of outer products in case of the 16-bit integer variant are then destructively added to the 32-bit or 64-bit integer destination tile respectively.

This is equivalent to performing a 4-way dot product and accumulate to each of the destination tile elements.

This instruction is unpredicated.

It has encodings from 8 classes: [32-bit, single and multiple vectors](#) , [32-bit, single vectors](#) , [32-bit, multiple and single vectors](#) , [32-bit, multiple vectors](#) , [64-bit, single and multiple vectors](#) , [64-bit, single vectors](#) , [64-bit, multiple and single vectors](#) and [64-bit, multiple vectors](#)

32-bit, single and multiple vectors

(FEAT_SME_MOP4)

31	30	29	28	27	26	25	24	23	22	21	20	19	18	17	16	15	14	13	12	11	10	9	8	7	6	5	4	3	2	1	0
1	0	0	0	0	0	0	1	0	0	0	1	Zm			0	1	0	0	0	0	0	0	Zn			0	0	0	0	ZAda	
u0							u1					M	N										S								

Encoding

USMOP4A <ZAda>.S, <Zn>.B, { <Zm1>.B-<Zm2>.B }

Decode for this encoding

```
if !IsFeatureImplemented(FEAT_SME_MOP4) then EndOfDecode(Decode_UNDEF);
constant integer esize = 32;
constant integer n = UInt('0':Zn:'0');
constant integer m = UInt('1':Zm:'0');
constant integer nreg = 1;
constant integer mreg = 2;
constant integer da = UInt(ZAda);
constant boolean sub_op = FALSE;
constant boolean op1_unsigned = TRUE;
constant boolean op2_unsigned = FALSE;
```

32-bit, single vectors

(FEAT_SME_MOP4)

31	30	29	28	27	26	25	24	23	22	21	20	19	18	17	16	15	14	13	12	11	10	9	8	7	6	5	4	3	2	1	0
1	0	0	0	0	0	0	1	0	0	0	0	Zm			0	1	0	0	0	0	0	0	Zn			0	0	0	0	ZAda	
u0							u1 M					N										S									

Encoding

USMOP4A <ZAda>.S, <Zn>.B, <Zm>.B

Decode for this encoding

```
if !IsFeatureImplemented(FEAT_SME_MOP4) then EndOfDecode(Decode_UNDEF);
constant integer esize = 32;
constant integer n = UInt('0':Zn:'0');
constant integer m = UInt('1':Zm:'0');
constant integer nreg = 1;
constant integer mreg = 1;
constant integer da = UInt(ZAda);
constant boolean sub_op = FALSE;
constant boolean op1_unsigned = TRUE;
constant boolean op2_unsigned = FALSE;
```

32-bit, multiple and single vectors
(FEAT_SME_MOP4)

31	30	29	28	27	26	25	24	23	22	21	20	19	18	17	16	15	14	13	12	11	10	9	8	7	6	5	4	3	2	1	0
1	0	0	0	0	0	0	1	0	0	0	0	Zm			0	1	0	0	0	0	0	1	Zn			0	0	0	0	ZAda	
u0							u1					M			N							S									

Encoding

USMOP4A <ZAda>.S, { <Zn1>.B-<Zn2>.B }, <Zm>.B

Decode for this encoding

```
if !IsFeatureImplemented(FEAT_SME_MOP4) then EndOfDecode(Decode_UNDEF);
constant integer esize = 32;
constant integer n = UInt('0':Zn:'0');
constant integer m = UInt('1':Zm:'0');
constant integer nreg = 2;
constant integer mreg = 1;
constant integer da = UInt(ZAda);
constant boolean sub_op = FALSE;
constant boolean op1_unsigned = TRUE;
constant boolean op2_unsigned = FALSE;
```

32-bit, multiple vectors
(FEAT_SME_MOP4)

31	30	29	28	27	26	25	24	23	22	21	20	19	18	17	16	15	14	13	12	11	10	9	8	7	6	5	4	3	2	1	0
1	0	0	0	0	0	0	1	0	0	0	1	Zm			0	1	0	0	0	0	0	1	Zn			0	0	0	0	ZAda	
u0							u1					M			N							S									

Encoding

USMOP4A <ZAda>.S, { <Zn1>.B-<Zn2>.B }, { <Zm1>.B-<Zm2>.B }

Decode for this encoding

```
if !IsFeatureImplemented(FEAT_SME_MOP4) then EndOfDecode(Decode_UNDEF);
constant integer esize = 32;
constant integer n = UInt('0':Zn:'0');
constant integer m = UInt('1':Zm:'0');
constant integer nreg = 2;
constant integer mreg = 2;
constant integer da = UInt(ZAda);
constant boolean sub_op = FALSE;
constant boolean op1_unsigned = TRUE;
constant boolean op2_unsigned = FALSE;
```

64-bit, single and multiple vectors
(FEAT_SME_MOP4 && FEAT_SME_I16I64)

31	30	29	28	27	26	25	24	23	22	21	20	19	18	17	16	15	14	13	12	11	10	9	8	7	6	5	4	3	2	1	0
1	0	1	0	0	0	0	1	1	1	0	1	Zm			0	0	0	0	0	0	0	0	Zn			0	0	1	ZAda		
u0								u1 M				N										S									

Encoding

USMOP4A <ZAda>.D, <Zn>.H, { <Zm1>.H-<Zm2>.H }

Decode for this encoding

```
if !IsFeatureImplemented(FEAT_SME_MOP4) || !IsFeatureImplemented(FEAT_SME_I16I64) then
    EndOfDecode(Decode_UNDEF);
constant integer esize = 64;
constant integer n = UInt('0':Zn:'0');
constant integer m = UInt('1':Zm:'0');
constant integer nreg = 1;
constant integer mreg = 2;
constant integer da = UInt(ZAda);
constant boolean sub_op = FALSE;
constant boolean op1_unsigned = TRUE;
constant boolean op2_unsigned = FALSE;
```

64-bit, single vectors
(FEAT_SME_MOP4 && FEAT_SME_I16I64)

31	30	29	28	27	26	25	24	23	22	21	20	19	18	17	16	15	14	13	12	11	10	9	8	7	6	5	4	3	2	1	0
1	0	1	0	0	0	0	1	1	1	0	0	Zm			0	0	0	0	0	0	0	0	Zn			0	0	1	ZAda		
u0								u1 M				N										S									

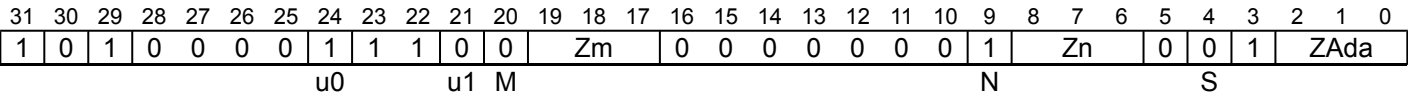
Encoding

USMOP4A <ZAda>.D, <Zn>.H, <Zm>.H

Decode for this encoding

```
if !IsFeatureImplemented(FEAT_SME_MOP4) || !IsFeatureImplemented(FEAT_SME_I16I64) then
    EndOfDecode(Decode_UNDEF);
constant integer esize = 64;
constant integer n = UInt('0':Zn:'0');
constant integer m = UInt('1':Zm:'0');
constant integer nreg = 1;
constant integer mreg = 1;
constant integer da = UInt(ZAda);
constant boolean sub_op = FALSE;
constant boolean op1_unsigned = TRUE;
constant boolean op2_unsigned = FALSE;
```

64-bit, multiple and single vectors
(FEAT_SME_MOP4 && FEAT_SME_I16I64)



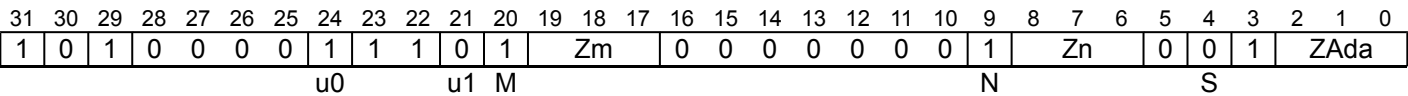
Encoding

USMOP4A <ZAda>.D, { <Zn1>.H-<Zn2>.H }, <Zm>.H

Decode for this encoding

```
if !IsFeatureImplemented(FEAT_SME_MOP4) || !IsFeatureImplemented(FEAT_SME_I16I64) then
    EndOfDecode(Decode_UNDEF);
constant integer esize = 64;
constant integer n = UInt('0':Zn:'0');
constant integer m = UInt('1':Zm:'0');
constant integer nreg = 2;
constant integer mreg = 1;
constant integer da = UInt(ZAda);
constant boolean sub_op = FALSE;
constant boolean op1_unsigned = TRUE;
constant boolean op2_unsigned = FALSE;
```

64-bit, multiple vectors
(FEAT_SME_MOP4 && FEAT_SME_I16I64)



Encoding

USMOP4A <ZAda>.D, { <Zn1>.H-<Zn2>.H }, { <Zm1>.H-<Zm2>.H }

Decode for this encoding

```
if !IsFeatureImplemented(FEAT_SME_MOP4) || !IsFeatureImplemented(FEAT_SME_I16I64) then
    EndOfDecode(Decode_UNDEF);
constant integer esize = 64;
constant integer n = UInt('0':Zn:'0');
constant integer m = UInt('1':Zm:'0');
constant integer nreg = 2;
constant integer mreg = 2;
constant integer da = UInt(ZAda);
constant boolean sub_op = FALSE;
constant boolean op1_unsigned = TRUE;
constant boolean op2_unsigned = FALSE;
```

Assembler Symbols

- <ZAda> For the "32-bit, multiple and single vectors", "32-bit, multiple vectors", "32-bit, single and multiple vectors", and "32-bit, single vectors" variants: is the name of the ZA tile ZA0-ZA3, encoded in the "ZAda" field.
For the "64-bit, multiple and single vectors", "64-bit, multiple vectors", "64-bit, single and multiple vectors", and "64-bit, single vectors" variants: is the name of the ZA tile ZA0-ZA7, encoded in the "ZAda" field.
- <Zn> Is the name of the first source scalable vector register, registers in the range Z0-Z15, encoded as "Zn" times 2.
- <Zm1> Is the name of the first scalable vector register of the second source multi-vector group, in the range Z16-Z31, encoded as "Zm" times 2 plus 16.
- <Zm2> Is the name of the second scalable vector register of the second source multi-vector group, in the range Z16-Z31, encoded as "Zm" times 2 plus 17.
- <Zm> Is the name of the second source scalable vector register, registers in the range Z16-Z31, encoded as "Zm" times 2 plus 16.
- <Zn1> Is the name of the first scalable vector register of the first source multi-vector group, in the range Z0-Z15, encoded as "Zn" times 2.
- <Zn2> Is the name of the second scalable vector register of the first source multi-vector group, in the range Z0-Z15, encoded as "Zn" times 2 plus 1.

Operation

```
CheckStreamingSVEAndZAEEnabled();
constant integer VL = CurrentVL;
constant integer hvsize = VL DIV 2;
constant integer dim = hvsize DIV esize;
constant integer tileSize = 4*dim*dim*esize;
constant bits(tileSize) op3 = ZAtile[da, esize, tileSize];
bits(tileSize) result;
integer prod;

for outprod = 0 to 3
    constant integer row_hv = outprod DIV 2;
    constant integer col_hv = outprod MOD 2;
    constant integer row_base = row_hv * dim;
    constant integer col_base = col_hv * dim;

    constant bits(VL) op1 = Z[n + (nreg-1)*col_hv, VL];
    constant bits(VL) op2 = Z[m + (mreg-1)*row_hv, VL];

    for row = 0 to dim-1
        for col = 0 to dim-1
            constant integer row_idx = row_base + row;
            constant integer col_idx = col_base + col;
            constant integer tile_idx = row_idx * dim * 2 + col_idx;

            bits(esize) sum = Elem[op3, tile_idx, esize];

            for k = 0 to 3
                prod = (Int(Elem[op1, 4*row_idx + k, esize DIV 4], op1_unsigned) *
                    Int(Elem[op2, 4*col_idx + k, esize DIV 4], op2_unsigned));
                if sub_op then prod = -prod;
                sum = sum + prod;
            Elem[result, tile_idx, esize] = sum;
    ZAtile[da, esize, tileSize] = result;
```

Operational information

If PSTATE.DIT is 1:

- The execution time of this instruction is independent of:
 - The values of the data supplied in any of its registers.
 - The values of the NZCV flags.
- The response of this instruction to asynchronous exceptions does not vary based on:
 - The values of the data supplied in any of its registers.
 - The values of the NZCV flags.

Internal version only: aarchmrs v2025-03_rel, pseudocode v2025-03_rel ; Build timestamp: 2025-03-21T17:41

Copyright © 2010-2025 Arm Limited or its affiliates. All rights reserved. This document is Non-Confidential.

USMOP4S

Unsigned by signed integer quarter-tile sums of four outer products, subtracting

This instruction generates four independent quarter-tile unsigned by signed integer sums of outer products from the sub-matrices in the half-vectors of the one or two first and second source vectors and subtracts the results from the corresponding elements of a 32-bit or 64-bit element ZA tile.

In case of the 8-bit integer variant, each of the quarter-tile sums of outer products is generated by multiplying the $SVL_S \div 2 \times 4$ sub-matrix of 8-bit unsigned values held in the half-vectors of the first source vectors by the $4 \times SVL_D \div 2$ sub-matrix of 8-bit signed values held in the half-vectors of the second source vectors. Each 32-bit container of the half-vectors in the first source vectors holds 4 elements of each row of a $SVL_S \div 2 \times 4$ sub-matrix. Similarly, each 32-bit container of the half-vectors in the second source vector holds 4 elements of each column of a $4 \times SVL_D \div 2$ sub-matrix.

In case of the 16-bit integer variant, each of the quarter-tile sums of outer products is generated by multiplying the $SVL_D \div 2 \times 4$ sub-matrix of 16-bit unsigned values held in the half-vectors of the first source vectors by the $4 \times SVL_D \div 2$ sub-matrix of 16-bit signed values held in the half-vectors of the second source vectors. Each 64-bit container of the half-vectors in the first source vectors holds 4 elements of each row of a $SVL_D \div 2 \times 4$ sub-matrix. Similarly, each 64-bit container of the half-vectors in the second source vector holds 4 elements of each column of a $4 \times SVL_D \div 2$ sub-matrix.

The resulting quarter-tile $SVL_S \div 2 \times SVL_S \div 2$ widened 32-bit integer sums of outer products in case of the 8-bit integer variant or $SVL_D \div 2 \times SVL_D \div 2$ widened 64-bit integer sums of outer products in case of the 16-bit integer variant are then destructively subtracted from the 32-bit or 64-bit integer destination tile respectively.

This is equivalent to performing a 4-way dot product and subtract from each of the destination tile elements.

This instruction is unpredicated.

It has encodings from 8 classes: [32-bit, single and multiple vectors](#) , [32-bit, single vectors](#) , [32-bit, multiple and single vectors](#) , [32-bit, multiple vectors](#) , [64-bit, single and multiple vectors](#) , [64-bit, single vectors](#) , [64-bit, multiple and single vectors](#) and [64-bit, multiple vectors](#)

32-bit, single and multiple vectors (FEAT_SME_MOP4)

31	30	29	28	27	26	25	24	23	22	21	20	19	18	17	16	15	14	13	12	11	10	9	8	7	6	5	4	3	2	1	0
1	0	0	0	0	0	0	1	0	0	0	1		Zm		0	1	0	0	0	0	0	0	0		Zn		0	1	0	0	ZAda
u0							u1 M					N										S									

Encoding

USMOP4S <ZAda>.S, <Zn>.B, { <Zm1>.B-<Zm2>.B }

Decode for this encoding

```
if !IsFeatureImplemented(FEAT_SME_MOP4) then EndOfDecode(Decode_UNDEF);
constant integer esize = 32;
constant integer n = UInt('0':Zn:'0');
constant integer m = UInt('1':Zm:'0');
constant integer nreg = 1;
constant integer mreg = 2;
constant integer da = UInt(ZAda);
constant boolean sub_op = TRUE;
constant boolean op1_unsigned = TRUE;
constant boolean op2_unsigned = FALSE;
```

32-bit, single vectors (FEAT_SME_MOP4)

31	30	29	28	27	26	25	24	23	22	21	20	19	18	17	16	15	14	13	12	11	10	9	8	7	6	5	4	3	2	1	0
1	0	0	0	0	0	0	1	0	0	0	0		Zm		0	1	0	0	0	0	0	0	0		Zn		0	1	0	0	ZAda
u0							u1 M					N										S									

Encoding

USMOP4S <ZAda>.S, <Zn>.B, <Zm>.B

Decode for this encoding

```
if !IsFeatureImplemented(FEAT_SME_MOP4) then EndOfDecode(Decode_UNDEF);
constant integer esize = 32;
constant integer n = UInt('0':Zn:'0');
constant integer m = UInt('1':Zm:'0');
constant integer nreg = 1;
constant integer mreg = 1;
constant integer da = UInt(ZAda);
constant boolean sub_op = TRUE;
constant boolean op1_unsigned = TRUE;
constant boolean op2_unsigned = FALSE;
```

32-bit, multiple and single vectors
(FEAT_SME_MOP4)

31	30	29	28	27	26	25	24	23	22	21	20	19	18	17	16	15	14	13	12	11	10	9	8	7	6	5	4	3	2	1	0
1	0	0	0	0	0	0	1	0	0	0	0	Zm			0	1	0	0	0	0	0	1	Zn			0	1	0	0	ZAda	
u0						u1 M						N										S									

Encoding

USMOP4S <ZAda>.S, { <Zn1>.B-<Zn2>.B }, <Zm>.B

Decode for this encoding

```
if !IsFeatureImplemented(FEAT_SME_MOP4) then EndOfDecode(Decode_UNDEF);
constant integer esize = 32;
constant integer n = UInt('0':Zn:'0');
constant integer m = UInt('1':Zm:'0');
constant integer nreg = 2;
constant integer mreg = 1;
constant integer da = UInt(ZAda);
constant boolean sub_op = TRUE;
constant boolean op1_unsigned = TRUE;
constant boolean op2_unsigned = FALSE;
```

32-bit, multiple vectors
(FEAT_SME_MOP4)

31	30	29	28	27	26	25	24	23	22	21	20	19	18	17	16	15	14	13	12	11	10	9	8	7	6	5	4	3	2	1	0
1	0	0	0	0	0	0	1	0	0	0	1	Zm			0	1	0	0	0	0	0	1	Zn			0	1	0	0	ZAda	
u0						u1 M						N										S									

Encoding

USMOP4S <ZAda>.S, { <Zn1>.B-<Zn2>.B }, { <Zm1>.B-<Zm2>.B }

Decode for this encoding

```
if !IsFeatureImplemented(FEAT_SME_MOP4) then EndOfDecode(Decode_UNDEF);
constant integer esize = 32;
constant integer n = UInt('0':Zn:'0');
constant integer m = UInt('1':Zm:'0');
constant integer nreg = 2;
constant integer mreg = 2;
constant integer da = UInt(ZAda);
constant boolean sub_op = TRUE;
constant boolean op1_unsigned = TRUE;
constant boolean op2_unsigned = FALSE;
```

64-bit, single and multiple vectors
(FEAT_SME_MOP4 && FEAT_SME_I16I64)

31	30	29	28	27	26	25	24	23	22	21	20	19	18	17	16	15	14	13	12	11	10	9	8	7	6	5	4	3	2	1	0	
1	0	1	0	0	0	0	1	1	1	0	1	Zm				0	0	0	0	0	0	0	0	Zn				0	1	1	ZAda	
u0								u1				M				N								S								

Encoding

USMOP4S <ZAda>.D, <Zn>.H, { <Zm1>.H-<Zm2>.H }

Decode for this encoding

```
if !IsFeatureImplemented(FEAT_SME_MOP4) || !IsFeatureImplemented(FEAT_SME_I16I64) then
  EndOfDecode(Decode_UNDEF);
constant integer esize = 64;
constant integer n = UInt('0':Zn:'0');
constant integer m = UInt('1':Zm:'0');
constant integer nreg = 1;
constant integer mreg = 2;
constant integer da = UInt(ZAda);
constant boolean sub_op = TRUE;
constant boolean op1_unsigned = TRUE;
constant boolean op2_unsigned = FALSE;
```

64-bit, single vectors
(FEAT_SME_MOP4 && FEAT_SME_I16I64)

31	30	29	28	27	26	25	24	23	22	21	20	19	18	17	16	15	14	13	12	11	10	9	8	7	6	5	4	3	2	1	0	
1	0	1	0	0	0	0	1	1	1	0	0	Zm				0	0	0	0	0	0	0	0	Zn				0	1	1	ZAda	
u0								u1				M				N								S								

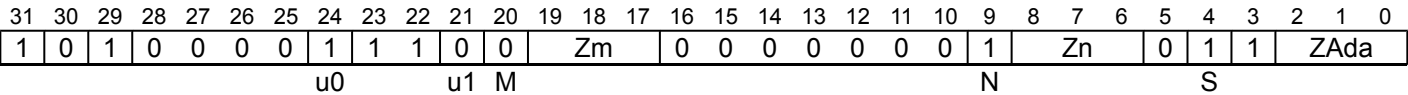
Encoding

USMOP4S <ZAda>.D, <Zn>.H, <Zm>.H

Decode for this encoding

```
if !IsFeatureImplemented(FEAT_SME_MOP4) || !IsFeatureImplemented(FEAT_SME_I16I64) then
    EndOfDecode(Decode_UNDEF);
constant integer esize = 64;
constant integer n = UInt('0':Zn:'0');
constant integer m = UInt('1':Zm:'0');
constant integer nreg = 1;
constant integer mreg = 1;
constant integer da = UInt(ZAda);
constant boolean sub_op = TRUE;
constant boolean op1_unsigned = TRUE;
constant boolean op2_unsigned = FALSE;
```

64-bit, multiple and single vectors
(FEAT_SME_MOP4 && FEAT_SME_I16I64)



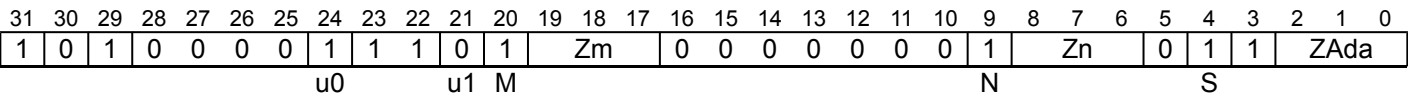
Encoding

USMOP4S <ZAda>.D, { <Zn1>.H-<Zn2>.H }, <Zm>.H

Decode for this encoding

```
if !IsFeatureImplemented(FEAT_SME_MOP4) || !IsFeatureImplemented(FEAT_SME_I16I64) then
    EndOfDecode(Decode_UNDEF);
constant integer esize = 64;
constant integer n = UInt('0':Zn:'0');
constant integer m = UInt('1':Zm:'0');
constant integer nreg = 2;
constant integer mreg = 1;
constant integer da = UInt(ZAda);
constant boolean sub_op = TRUE;
constant boolean op1_unsigned = TRUE;
constant boolean op2_unsigned = FALSE;
```

64-bit, multiple vectors
(FEAT_SME_MOP4 && FEAT_SME_I16I64)



Encoding

```
USMOP4S <ZAda>.D, { <Zn1>.H-<Zn2>.H }, { <Zm1>.H-<Zm2>.H }
```

Decode for this encoding

```
if !IsFeatureImplemented(FEAT_SME_MOP4) || !IsFeatureImplemented(FEAT_SME_I16I64) then
    EndOfDecode(Decode_UNDEF);
constant integer esize = 64;
constant integer n = UInt('0':Zn:'0');
constant integer m = UInt('1':Zm:'0');
constant integer nreg = 2;
constant integer mreg = 2;
constant integer da = UInt(ZAda);
constant boolean sub_op = TRUE;
constant boolean op1_unsigned = TRUE;
constant boolean op2_unsigned = FALSE;
```

Assembler Symbols

<ZAda>	For the "32-bit, multiple and single vectors", "32-bit, multiple vectors", "32-bit, single and multiple vectors", and "32-bit, single vectors" variants: is the name of the ZA tile ZA0-ZA3, encoded in the "ZAda" field. For the "64-bit, multiple and single vectors", "64-bit, multiple vectors", "64-bit, single and multiple vectors", and "64-bit, single vectors" variants: is the name of the ZA tile ZA0-ZA7, encoded in the "ZAda" field.
<Zn>	Is the name of the first source scalable vector register, registers in the range Z0-Z15, encoded as "Zn" times 2.
<Zm1>	Is the name of the first scalable vector register of the second source multi-vector group, in the range Z16-Z31, encoded as "Zm" times 2 plus 16.
<Zm2>	Is the name of the second scalable vector register of the second source multi-vector group, in the range Z16-Z31, encoded as "Zm" times 2 plus 17.
<Zm>	Is the name of the second source scalable vector register, registers in the range Z16-Z31, encoded as "Zm" times 2 plus 16.
<Zn1>	Is the name of the first scalable vector register of the first source multi-vector group, in the range Z0-Z15, encoded as "Zn" times 2.
<Zn2>	Is the name of the second scalable vector register of the first source multi-vector group, in the range Z0-Z15, encoded as "Zn" times 2 plus 1.

Operation

```
CheckStreamingSVEAndZAEEnabled();
constant integer VL = CurrentVL;
constant integer hvsize = VL DIV 2;
constant integer dim = hvsize DIV esize;
constant integer tileSize = 4*dim*dim*esize;
constant bits(tileSize) op3 = ZAtile[da, esize, tileSize];
bits(tileSize) result;
integer prod;

for outprod = 0 to 3
    constant integer row_hv = outprod DIV 2;
    constant integer col_hv = outprod MOD 2;
    constant integer row_base = row_hv * dim;
    constant integer col_base = col_hv * dim;

    constant bits(VL) op1 = Z[n + (nreg-1)*col_hv, VL];
    constant bits(VL) op2 = Z[m + (mreg-1)*row_hv, VL];

    for row = 0 to dim-1
        for col = 0 to dim-1
            constant integer row_idx = row_base + row;
            constant integer col_idx = col_base + col;
            constant integer tile_idx = row_idx * dim * 2 + col_idx;

            bits(esize) sum = Elem[op3, tile_idx, esize];

            for k = 0 to 3
                prod = (Int(Elem[op1, 4*row_idx + k, esize DIV 4], op1_unsigned) *
                    Int(Elem[op2, 4*col_idx + k, esize DIV 4], op2_unsigned));
                if sub_op then prod = -prod;
                sum = sum + prod;
            Elem[result, tile_idx, esize] = sum;
    ZAtile[da, esize, tileSize] = result;
```

Operational information

If PSTATE.DIT is 1:

- The execution time of this instruction is independent of:
 - The values of the data supplied in any of its registers.
 - The values of the NZCV flags.
- The response of this instruction to asynchronous exceptions does not vary based on:
 - The values of the data supplied in any of its registers.
 - The values of the NZCV flags.

Internal version only: aarchmrs v2025-03_rel, pseudocode v2025-03_rel ; Build timestamp: 2025-03-21T17:41

Copyright © 2010-2025 Arm Limited or its affiliates. All rights reserved. This document is Non-Confidential.

USMOPA (4-way)

Unsigned by signed integer sum of outer products and accumulate

The 8-bit integer variant works with a 32-bit element ZA tile.

The 16-bit integer variant works with a 64-bit element ZA tile.

This instruction multiplies the sub-matrix in the first source vector by the sub-matrix in the second source vector. In case of the 8-bit integer variant, the first source holds $SVL_S \times 4$ sub-matrix of unsigned 8-bit integer values, and the second source holds $4 \times SVL_S$ sub-matrix of signed 8-bit integer values. In case of the 16-bit integer variant, the first source holds $SVL_D \times 4$ sub-matrix of unsigned 16-bit integer values, and the second source holds $4 \times SVL_D$ sub-matrix of signed 16-bit integer values.

Each source vector is independently predicated by a corresponding governing predicate. When an 8-bit source element in case of 8-bit integer variant or a 16-bit source element in case of 16-bit integer variant is Inactive, it is treated as having the value 0.

The resulting $SVL_S \times SVL_S$ widened 32-bit integer or $SVL_D \times SVL_D$ widened 64-bit integer sum of outer products is then destructively added to the 32-bit integer or 64-bit integer destination tile, respectively for 8-bit integer and 16-bit integer instruction variants. This is equivalent to performing a 4-way dot product and accumulate to each of the destination tile elements.

In case of the 8-bit integer variant, each 32-bit container of the first source vector holds 4 consecutive column elements of each row of a $SVL_S \times 4$ sub-matrix, and each 32-bit container of the second source vector holds 4 consecutive row elements of each column of a $4 \times SVL_S$ sub-matrix. In case of the 16-bit integer variant, each 64-bit container of the first source vector holds 4 consecutive column elements of each row of a $SVL_D \times 4$ sub-matrix, and each 64-bit container of the second source vector holds 4 consecutive row elements of each column of a $4 \times SVL_D$ sub-matrix.

ID_AA64SMFR0_EL1.I16I64 indicates whether the 16-bit integer variant is implemented.

It has encodings from 2 classes: [32-bit](#) and [64-bit](#)

32-bit
(FEAT_SME)

31	30	29	28	27	26	25	24	23	22	21	20	19	18	17	16	15	14	13	12	11	10	9	8	7	6	5	4	3	2	1	0						
1	0	1	0	0	0	0	1	1	0	0	Zm				Pm				Pn				Zn				0	0	0	ZAda							
u0										u1										S																	

Encoding

USMOPA <ZAda>.S, <Pn>/M, <Pm>/M, <Zn>.B, <Zm>.B

Decode for this encoding

```
if !IsFeatureImplemented(FEAT_SME) then EndOfDecode(Decode_UNDEF);
constant integer esize = 32;
constant integer a = UInt(Pn);
constant integer b = UInt(Pm);
constant integer n = UInt(Zn);
constant integer m = UInt(Zm);
constant integer da = UInt(ZAda);
constant boolean op1_unsigned = TRUE;
constant boolean op2_unsigned = FALSE;
```

64-bit
(FEAT_SME_I16I64)

31	30	29	28	27	26	25	24	23	22	21	20	19	18	17	16	15	14	13	12	11	10	9	8	7	6	5	4	3	2	1	0		
1	0	1	0	0	0	0	1	1	1	0	Zm				Pm				Pn				Zn				0	0	ZAda				
u0											u1				S																		

Encoding

USMOPA <ZAda>.D, <Pn>/M, <Pm>/M, <Zn>.H, <Zm>.H

Decode for this encoding

```
if !IsFeatureImplemented(FEAT_SME_I16I64) then EndOfDecode(Decode_UNDEF);
constant integer esize = 64;
constant integer a = UInt(Pn);
constant integer b = UInt(Pm);
constant integer n = UInt(Zn);
constant integer m = UInt(Zm);
constant integer da = UInt(ZAda);
constant boolean op1_unsigned = TRUE;
constant boolean op2_unsigned = FALSE;
```

Assembler Symbols

<ZAda>	For the "32-bit" variant: is the name of the ZA tile ZA0-ZA3, encoded in the "ZAda" field. For the "64-bit" variant: is the name of the ZA tile ZA0-ZA7, encoded in the "ZAda" field.
<Pn>	Is the name of the first governing scalable predicate register P0-P7, encoded in the "Pn" field.
<Pm>	Is the name of the second governing scalable predicate register P0-P7, encoded in the "Pm" field.
<Zn>	Is the name of the first source scalable vector register, encoded in the "Zn" field.
<Zm>	Is the name of the second source scalable vector register, encoded in the "Zm" field.

Operation

```
CheckStreamingSVEAndZAEEnabled();
constant integer VL = CurrentVL;
constant integer PL = VL DIV 8;
constant integer dim = VL DIV esize;
constant bits(PL) mask1 = P[a, PL];
constant bits(PL) mask2 = P[b, PL];
constant bits(VL) operand1 = Z[n, VL];
constant bits(VL) operand2 = Z[m, VL];
constant bits(dim*dim*esize) operand3 = ZAtile[da, esize, dim*dim*esize];
bits(dim*dim*esize) result;
integer prod;

for row = 0 to dim-1
  for col = 0 to dim-1
    bits(esize) sum = Elem[operand3, row*dim+col, esize];
    for k = 0 to 3
      if (ActivePredicateElement(mask1, 4*row + k, esize DIV 4) &&
          ActivePredicateElement(mask2, 4*col + k, esize DIV 4)) then
        prod = (Int(Elem[operand1, 4*row + k, esize DIV 4], op1_unsigned) *
                Int(Elem[operand2, 4*col + k, esize DIV 4], op2_unsigned));
        sum = sum + prod;
    Elem[result, row*dim+col, esize] = sum;

ZAtile[da, esize, dim*dim*esize] = result;
```

Operational information

If PSTATE.DIT is 1:

- The execution time of this instruction is independent of:
 - The values of the data supplied in any of its operand registers when its governing predicate registers contain the same value for each execution.
 - The values of the NZCV flags.
- The response of this instruction to asynchronous exceptions does not vary based on:
 - The values of the data supplied in any of its operand registers when its governing predicate registers contain the same value for each execution.
 - The values of the NZCV flags.

USMOPS

Unsigned by signed integer sum of outer products and subtract

The 8-bit integer variant works with a 32-bit element ZA tile.

The 16-bit integer variant works with a 64-bit element ZA tile.

This instruction multiplies the sub-matrix in the first source vector by the sub-matrix in the second source vector. In case of the 8-bit integer variant, the first source holds $SVL_S \times 4$ sub-matrix of unsigned 8-bit integer values, and the second source holds $4 \times SVL_S$ sub-matrix of signed 8-bit integer values. In case of the 16-bit integer variant, the first source holds $SVL_D \times 4$ sub-matrix of unsigned 16-bit integer values, and the second source holds $4 \times SVL_D$ sub-matrix of signed 16-bit integer values.

Each source vector is independently predicated by a corresponding governing predicate. When an 8-bit source element in case of 8-bit integer variant or a 16-bit source element in case of 16-bit integer variant is Inactive, it is treated as having the value 0.

The resulting $SVL_S \times SVL_S$ widened 32-bit integer or $SVL_D \times SVL_D$ widened 64-bit integer sum of outer products is then destructively subtracted from the 32-bit integer or 64-bit integer destination tile, respectively for 8-bit integer and 16-bit integer instruction variants. This is equivalent to performing a 4-way dot product and subtract from each of the destination tile elements.

In case of the 8-bit integer variant, each 32-bit container of the first source vector holds 4 consecutive column elements of each row of a $SVL_S \times 4$ sub-matrix, and each 32-bit container of the second source vector holds 4 consecutive row elements of each column of a $4 \times SVL_S$ sub-matrix. In case of the 16-bit integer variant, each 64-bit container of the first source vector holds 4 consecutive column elements of each row of a $SVL_D \times 4$ sub-matrix, and each 64-bit container of the second source vector holds 4 consecutive row elements of each column of a $4 \times SVL_D$ sub-matrix.

ID_AA64SMFR0_EL1.I16I64 indicates whether the 16-bit integer variant is implemented.

It has encodings from 2 classes: [32-bit](#) and [64-bit](#)

32-bit (FEAT_SME)

31	30	29	28	27	26	25	24	23	22	21	20	19	18	17	16	15	14	13	12	11	10	9	8	7	6	5	4	3	2	1	0				
1	0	1	0	0	0	0	1	1	0	0	Zm				Pm				Pn				Zn				1	0	0	ZAda					
u0										u1										S															

Encoding

USMOPS <ZAda>.S, <Pn>/M, <Pm>/M, <Zn>.B, <Zm>.B

Decode for this encoding

```
if !IsFeatureImplemented(FEAT_SME) then EndOfDecode(Decode_UNDEF);
constant integer esize = 32;
constant integer a = UInt(Pn);
constant integer b = UInt(Pm);
constant integer n = UInt(Zn);
constant integer m = UInt(Zm);
constant integer da = UInt(ZAda);
constant boolean op1_unsigned = TRUE;
constant boolean op2_unsigned = FALSE;
```

64-bit (FEAT_SME_I16I64)

31	30	29	28	27	26	25	24	23	22	21	20	19	18	17	16	15	14	13	12	11	10	9	8	7	6	5	4	3	2	1	0				
1	0	1	0	0	0	0	1	1	1	0	Zm				Pm				Pn				Zn				1	0	ZAda						
u0										u1										S															

Encoding

USMOPS <ZAda>.D, <Pn>/M, <Pm>/M, <Zn>.H, <Zm>.H

Decode for this encoding

```
if !IsFeatureImplemented(FEAT_SME_I16I64) then EndOfDecode(Decode_UNDEF);
constant integer esize = 64;
constant integer a = UInt(Pn);
constant integer b = UInt(Pm);
constant integer n = UInt(Zn);
constant integer m = UInt(Zm);
constant integer da = UInt(ZAda);
constant boolean op1_unsigned = TRUE;
constant boolean op2_unsigned = FALSE;
```

Assembler Symbols

<ZAda>	For the "32-bit" variant: is the name of the ZA tile ZA0-ZA3, encoded in the "ZAda" field. For the "64-bit" variant: is the name of the ZA tile ZA0-ZA7, encoded in the "ZAda" field.
<Pn>	Is the name of the first governing scalable predicate register P0-P7, encoded in the "Pn" field.
<Pm>	Is the name of the second governing scalable predicate register P0-P7, encoded in the "Pm" field.
<Zn>	Is the name of the first source scalable vector register, encoded in the "Zn" field.
<Zm>	Is the name of the second source scalable vector register, encoded in the "Zm" field.

Operation

```
CheckStreamingSVEAndZAEEnabled();
constant integer VL = CurrentVL;
constant integer PL = VL DIV 8;
constant integer dim = VL DIV esize;
constant bits(PL) mask1 = P[a, PL];
constant bits(PL) mask2 = P[b, PL];
constant bits(VL) operand1 = Z[n, VL];
constant bits(VL) operand2 = Z[m, VL];
constant bits(dim*dim*esize) operand3 = ZAtile[da, esize, dim*dim*esize];
bits(dim*dim*esize) result;
integer prod;

for row = 0 to dim-1
  for col = 0 to dim-1
    bits(esize) sum = Elem[operand3, row*dim+col, esize];
    for k = 0 to 3
      if (ActivePredicateElement(mask1, 4*row + k, esize DIV 4) &&
          ActivePredicateElement(mask2, 4*col + k, esize DIV 4)) then
        prod = (Int(Elem[operand1, 4*row + k, esize DIV 4], op1_unsigned) *
                Int(Elem[operand2, 4*col + k, esize DIV 4], op2_unsigned));
        sum = sum - prod;
      Elem[result, row*dim+col, esize] = sum;

ZAtile[da, esize, dim*dim*esize] = result;
```

Operational information

If PSTATE.DIT is 1:

- The execution time of this instruction is independent of:
 - The values of the data supplied in any of its operand registers when its governing predicate registers contain the same value for each execution.
 - The values of the NZCV flags.
- The response of this instruction to asynchronous exceptions does not vary based on:
 - The values of the data supplied in any of its operand registers when its governing predicate registers contain the same value for each execution.
 - The values of the NZCV flags.

USTMOPA

Unsigned by signed integer sparse sum of four outer products, accumulating

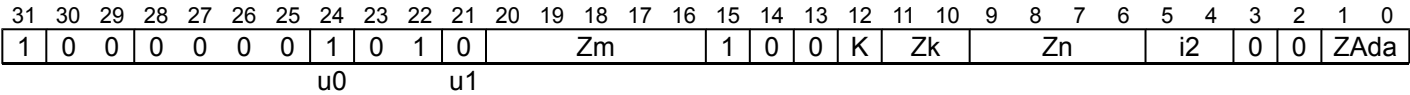
This instruction generates unsigned by signed integer sum of outer products by multiplying the 2-in-4 selected elements from the dense sub-matrices in the two first source vectors with the corresponding elements of the compressed sparse sub-matrix in the second source vector and accumulates the results to the corresponding elements of a 32-bit element ZA tile.

The sum of outer products is generated by multiplying the selected two sets of 2-in-4 8-bit unsigned values from each overlapping 32-bit containers of the two SVLs×4 sub-matrices in the first source vectors by the four 8-bit signed values from the corresponding 32-bit container of the 4×SVLs sub-matrix in the second source vector. The four selected elements from the overlapping 32-bit containers of the first source vectors correspond to two sets of 2-in-4 elements of rows of two SVLs×4 sub-matrices. Each 32-bit container of the second source vector holds 4 elements of columns of a compressed 4×SVLs sub-matrix.

The two sets of 2-in-4 8-bit unsigned values from overlapping 32-bit containers of the first source vectors are selected by pairs of 4-bit controls in the indexed segment of the control vector register. If the control bit corresponding to an element in the first source vectors is 0, the element is discarded and does not contribute to the sum of products result. If more than two bits of the 4-bit control corresponding to each 32-bit container of the first source vectors are 1, only the elements corresponding to the least two significant bits are selected.

The resulting SVLs×SVLs widened 32-bit integer sum of outer products is then destructively added to the 32-bit integer destination tile. This is equivalent to performing a 4-way dot product and accumulate to each of the destination tile elements.
This instruction is unpredicated.

SME2
(FEAT_SME_TMOP)



Encoding

USTMOPA <ZAda>.S, { <Zn1>.B-<Zn2>.B }, <Zm>.B, <Zk>[<index>]

Decode for this encoding

```
if !IsFeatureImplemented(FEAT_SME_TMOP) then EndOfDecode(Decode_UNDEF);
constant integer n = UInt(Zn:'0');
constant integer m = UInt(Zm);
constant integer k = UInt('1':K:'1':Zk);
constant integer index = UInt(i2);
constant integer da = UInt(ZAda);
constant boolean op1_unsigned = TRUE;
constant boolean op2_unsigned = FALSE;
```

Assembler Symbols

- <ZAda> Is the name of the ZA tile ZA0-ZA3, encoded in the "ZAda" field.
- <Zn1> Is the name of the first scalable vector register of the first source multi-vector group, encoded as "Zn" times 2.
- <Zn2> Is the name of the second scalable vector register of the first source multi-vector group, encoded as "Zn" times 2 plus 1.
- <Zm> Is the name of the second source scalable vector register, encoded in the "Zm" field.
- <Zk> Is the name of the control vector register Z20-Z23 or Z28-Z31, encoded in the "K:Zk" fields.
- <index> Is the control segment index, in the range 0 to 3, encoded in the "i2" field.

Operation

```
CheckStreamingSVEAndZAAEnabled();
constant integer VL = CurrentVL;
constant integer dim = VL DIV 32;
constant integer csize = VL DIV 4;
constant bits(VL) op2 = Z[m, VL];
constant bits(VL) op3 = Z[k, VL];
constant bits(csize) ctrl = Elem[op3, index, csize];
constant bits(dim*dim*32) op4 = ZAtile[da, 32, dim*dim*32];
bits(dim*dim*32) result;

for row = 0 to dim-1
  for col = 0 to dim-1
    array [0..3] of bits(8) erow;
    array [0..3] of bits(8) ecol;
    for j = 0 to 3
      erow[j] = Zeros(8);
      ecol[j] = Elem[op2, 4*col + j, 8];
    for r = 0 to 1
      constant bits(VL) op1 = Z[n+r, VL];
      integer i = 0;
      for e = 0 to 3
        if i < 2 && Elem[ctrl, 8*col + 4*r + e, 1] == '1' then
          erow[2*r + i] = Elem[op1, 4*row + e, 8];
          i = i + 1;
      bits(32) sum = Elem[op4, row*dim+col, 32];
      for j = 0 to 3
        sum = sum + (Int(erow[j], op1_unsigned) * Int(ecol[j], op2_unsigned));
      Elem[result, row*dim+col, 32] = sum;
ZAtile[da, 32, dim*dim*32] = result;
```

Operational information

If PSTATE.DIT is 1:

- The execution time of this instruction is independent of:
 - The values of the data supplied in any of its registers.
 - The values of the NZCV flags.
- The response of this instruction to asynchronous exceptions does not vary based on:
 - The values of the data supplied in any of its registers.
 - The values of the NZCV flags.

Internal version only: aarchmrs v2025-03_rel, pseudocode v2025-03_rel ; Build timestamp: 2025-03-21T17:41

Copyright © 2010-2025 Arm Limited or its affiliates. All rights reserved. This document is Non-Confidential.

USVDDOT

Multi-vector unsigned by signed integer vertical dot-product by indexed element

This instruction computes the vertical dot product of corresponding unsigned 8-bit elements from the four first source vectors and four signed 8-bit integer values in the corresponding indexed 32-bit element of the second source vector. The widened dot product result is destructively added to the corresponding 32-bit element of the ZA single-vector groups.

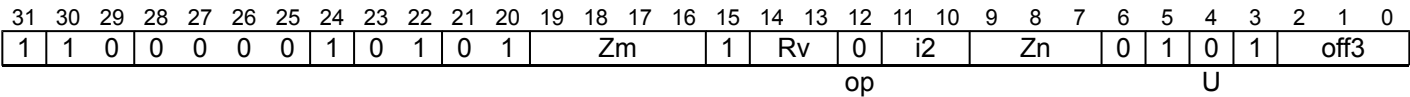
The groups within the second source vector are specified using an immediate element index which selects the same group position within each 128-bit vector segment. The index range is from 0 to 3.

The single-vector group within each quarter of the ZA array is selected by the sum of the vector select register and offset, modulo quarter the number of ZA array vectors.

The vector group symbol VGx4 indicates that the ZA operand consists of four ZA single-vector groups. The vector group symbol is preferred for disassembly, but optional in assembler source code.

This instruction is unpredicated.

SME2
(FEAT_SME2)



Encoding

USVDDOT ZA.S[<Wv>, <offs>{, VGx4}], { <Zn1>.B-<Zn4>.B }, <Zm>.B[<index>]

Decode for this encoding

```
if !IsFeatureImplemented(FEAT_SME2) then EndOfDecode(Decode_UNDEF);
constant integer v = UInt('010':Rv);
constant integer esize = 32;
constant integer n = UInt(Zn:'00');
constant integer m = UInt('0':Zm);
constant integer offset = UInt(off3);
constant integer index = UInt(i2);
```

Assembler Symbols

- <Wv> Is the 32-bit name of the vector select register W8-W11, encoded in the "Rv" field.
- <offs> Is the vector select offset, in the range 0 to 7, encoded in the "off3" field.
- <Zn1> Is the name of the first scalable vector register of the first source multi-vector group, encoded as "Zn" times 4.
- <Zn4> Is the name of the fourth scalable vector register of the first source multi-vector group, encoded as "Zn" times 4 plus 3.
- <Zm> Is the name of the second source scalable vector register Z0-Z15, encoded in the "Zm" field.
- <index> Is the immediate index of a 32-bit group of four 8-bit values within each 128-bit vector segment, in the range 0 to 3, encoded in the "i2" field.

Operation

```
CheckStreamingSVEAndZAAEnabled();
constant integer VL = CurrentVL;
constant integer elements = VL DIV esize;
constant integer vectors = VL DIV 8;
constant integer vstride = vectors DIV 4;
constant integer eltspersegment = 128 DIV esize;
constant bits(32) vbase = X[v, 32];
integer vec = (UInt(vbase) + offset) MOD vstride;
constant bits(VL) operand2 = Z[m, VL];
bits(VL) result;

for r = 0 to 3
    constant bits(VL) operand3 = ZAvector[vec, VL];
    for e = 0 to elements-1
        constant integer segmentbase = e - (e MOD eltspersegment);
        constant integer s = segmentbase + index;
        bits(esize) sum = Elem[operand3, e, esize];
        for i = 0 to 3
            constant bits(VL) operand1 = Z[n+i, VL];
            constant integer element1 = UInt(Elem[operand1, 4 * e + r, esize DIV 4]);
            constant integer element2 = Sint(Elem[operand2, 4 * s + i, esize DIV 4]);
            sum = sum + element1 * element2;
        Elem[result, e, esize] = sum;
    ZAvector[vec, VL] = result;
    vec = vec + vstride;
```

Operational information

If PSTATE.DIT is 1:

- The execution time of this instruction is independent of:
 - The values of the data supplied in any of its registers.
 - The values of the NZCV flags.
- The response of this instruction to asynchronous exceptions does not vary based on:
 - The values of the data supplied in any of its registers.
 - The values of the NZCV flags.

Internal version only: aarchmrs v2025-03_rel, pseudocode v2025-03_rel ; Build timestamp: 2025-03-21T17:41

Copyright © 2010-2025 Arm Limited or its affiliates. All rights reserved. This document is Non-Confidential.

UTMOPA (2-way)

Unsigned integer sparse sum of two outer products, accumulating

This instruction generates unsigned integer sum of outer products by multiplying the 2-in-4 selected elements from the dense sub-matrices in the two first source vectors with the corresponding elements of the compressed sparse sub-matrix in the second source vector and accumulates the results to the corresponding elements of a 32-bit element ZA tile.

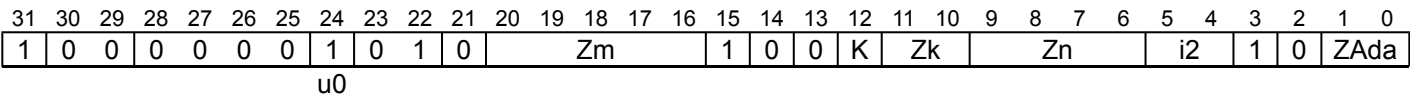
The sum of outer products is generated by multiplying the selected 2-in-4 16-bit unsigned values from each overlapping 32-bit containers of the two $SVL_S \times 2$ sub-matrices in the first source vectors by the two 16-bit unsigned values from the corresponding 32-bit container of the $2 \times SVL_S$ sub-matrix in the second source vector. The two selected elements from each overlapping 32-bit containers of the first source vectors correspond to 2-in-4 elements of rows of two $SVL_S \times 2$ sub-matrices. Each 32-bit container of the second source vector holds 2 elements of columns of a compressed $2 \times SVL_S$ sub-matrix.

The 2-in-4 16-bit unsigned values from overlapping 32-bit containers of the first source vectors are selected by 4-bit controls in the indexed segment of the control vector register. If the control bit corresponding to an element in the first source vectors is 0, the element is discarded and does not contribute to the sum of products result. If more than two bits of the 4-bit control corresponding to 32-bit containers of the first source vectors are 1, only the elements corresponding to the least two significant bits are selected.

The resulting $SVL_S \times SVL_S$ widened 32-bit integer sum of outer products is then destructively added to the 32-bit integer destination tile. This is equivalent to performing a 2-way dot product and accumulate to each of the destination tile elements.

This instruction is unpredicated.

SME2 (FEAT_SME_TMOP)



Encoding

UTMOPA <ZAda>.S, { <Zn1>.H-<Zn2>.H }, <Zm>.H, <Zk>[<index>]

Decode for this encoding

```
if !IsFeatureImplemented(FEAT_SME_TMOP) then EndOfDecode(Decode_UNDEF);
constant integer n = UInt(Zn:'0');
constant integer m = UInt(Zm);
constant integer k = UInt('1':K:'1':Zk);
constant integer index = UInt(i2);
constant integer da = UInt(ZAda);
constant boolean unsigned = TRUE;
```

Assembler Symbols

- <ZAda> Is the name of the ZA tile ZA0-ZA3, encoded in the "ZAda" field.
- <Zn1> Is the name of the first scalable vector register of the first source multi-vector group, encoded as "Zn" times 2.
- <Zn2> Is the name of the second scalable vector register of the first source multi-vector group, encoded as "Zn" times 2 plus 1.
- <Zm> Is the name of the second source scalable vector register, encoded in the "Zm" field.
- <Zk> Is the name of the control vector register Z20-Z23 or Z28-Z31, encoded in the "K:Zk" fields.
- <index> Is the control segment index, in the range 0 to 3, encoded in the "i2" field.

Operation

```
CheckStreamingSVEAndZAAEnabled();
constant integer VL = CurrentVL;
constant integer dim = VL DIV 32;
constant integer csize = VL DIV 8;
constant bits(VL) op2 = Z[m, VL];
constant bits(VL) op3 = Z[k, VL];
constant bits(csize) ctrl = Elem[op3, index, csize];
constant bits(dim*dim*32) op4 = ZAtile[da, 32, dim*dim*32];
bits(dim*dim*32) result;

for row = 0 to dim-1
  for col = 0 to dim-1
    array [0..1] of bits(16) erow;
    array [0..1] of bits(16) ecol;
    for j = 0 to 1
      erow[j] = Zeros(16);
      ecol[j] = Elem[op2, 2*col + j, 16];
    integer i = 0;
    for r = 0 to 1
      constant bits(VL) op1 = Z[n+r, VL];
      for e = 0 to 1
        if i < 2 && Elem[ctrl, 4*col + 2*r + e, 1] == '1' then
          erow[i] = Elem[op1, 2*row + e, 16];
          i = i + 1;
      bits(32) sum = Elem[op4, row*dim+col, 32];
      for j = 0 to 1
        sum = sum + (Int(erow[j], unsigned) * Int(ecol[j], unsigned));
      Elem[result, row*dim+col, 32] = sum;
ZAtile[da, 32, dim*dim*32] = result;
```

Operational information

If PSTATE.DIT is 1:

- The execution time of this instruction is independent of:
 - The values of the data supplied in any of its registers.
 - The values of the NZCV flags.
- The response of this instruction to asynchronous exceptions does not vary based on:
 - The values of the data supplied in any of its registers.
 - The values of the NZCV flags.

Internal version only: aarchmrs v2025-03_rel, pseudocode v2025-03_rel ; Build timestamp: 2025-03-21T17:41

Copyright © 2010-2025 Arm Limited or its affiliates. All rights reserved. This document is Non-Confidential.

UTMOPA (4-way)

Unsigned integer sparse sum of four outer products, accumulating

This instruction generates unsigned integer sum of outer products by multiplying the 2-in-4 selected elements from the dense sub-matrices in the two first source vectors with the corresponding elements of the compressed sparse sub-matrix in the second source vector and accumulates the results to the corresponding elements of a 32-bit element ZA tile.

The sum of outer products is generated by multiplying the selected two sets of 2-in-4 8-bit unsigned values from each overlapping 32-bit containers of the two $SVL_S \times 4$ sub-matrices in the first source vectors by the four 8-bit unsigned values from the corresponding 32-bit container of the $4 \times SVL_S$ sub-matrix in the second source vector. The four selected elements from the overlapping 32-bit containers of the first source vectors correspond to two sets of 2-in-4 elements of rows of two $SVL_S \times 4$ sub-matrices. Each 32-bit container of the second source vector holds 4 elements of columns of a compressed $4 \times SVL_S$ sub-matrix.

The two sets of 2-in-4 8-bit unsigned values from overlapping 32-bit containers of the first source vectors are selected by pairs of 4-bit controls in the indexed segment of the control vector register. If the control bit corresponding to an element in the first source vectors is 0, the element is discarded and does not contribute to the sum of products result. If more than two bits of the 4-bit control corresponding to each 32-bit container of the first source vectors are 1, only the elements corresponding to the least two significant bits are selected.

The resulting $SVL_S \times SVL_S$ widened 32-bit integer sum of outer products is then destructively added to the 32-bit integer destination tile. This is equivalent to performing a 4-way dot product and accumulate to each of the destination tile elements.

This instruction is unpredicated.

SME2 (FEAT_SME_TMOP)

31	30	29	28	27	26	25	24	23	22	21	20	19	18	17	16	15	14	13	12	11	10	9	8	7	6	5	4	3	2	1	0
1	0	0	0	0	0	0	1	0	1	1	Zm				1	0	0	K	Zk	Zn				i2		0	0	ZAda			
u0										u1																					

Encoding

UTMOPA <ZAda>.S, { <Zn1>.B-<Zn2>.B }, <Zm>.B, <Zk>[<index>]

Decode for this encoding

```
if !IsFeatureImplemented(FEAT_SME_TMOP) then EndOfDecode(Decode_UNDEF);
constant integer n = UInt(Zn:'0');
constant integer m = UInt(Zm);
constant integer k = UInt('1':K:'1':Zk);
constant integer index = UInt(i2);
constant integer da = UInt(ZAda);
constant boolean op1_unsigned = TRUE;
constant boolean op2_unsigned = TRUE;
```

Assembler Symbols

- <ZAda> Is the name of the ZA tile ZA0-ZA3, encoded in the "ZAda" field.
- <Zn1> Is the name of the first scalable vector register of the first source multi-vector group, encoded as "Zn" times 2.
- <Zn2> Is the name of the second scalable vector register of the first source multi-vector group, encoded as "Zn" times 2 plus 1.
- <Zm> Is the name of the second source scalable vector register, encoded in the "Zm" field.
- <Zk> Is the name of the control vector register Z20-Z23 or Z28-Z31, encoded in the "K:Zk" fields.
- <index> Is the control segment index, in the range 0 to 3, encoded in the "i2" field.

Operation

```
CheckStreamingSVEAndZAAEnabled();
constant integer VL = CurrentVL;
constant integer dim = VL DIV 32;
constant integer csize = VL DIV 4;
constant bits(VL) op2 = Z[m, VL];
constant bits(VL) op3 = Z[k, VL];
constant bits(csize) ctrl = Elem[op3, index, csize];
constant bits(dim*dim*32) op4 = ZAtile[da, 32, dim*dim*32];
bits(dim*dim*32) result;

for row = 0 to dim-1
  for col = 0 to dim-1
    array [0..3] of bits(8) erow;
    array [0..3] of bits(8) ecol;
    for j = 0 to 3
      erow[j] = Zeros(8);
      ecol[j] = Elem[op2, 4*col + j, 8];
    for r = 0 to 1
      constant bits(VL) op1 = Z[n+r, VL];
      integer i = 0;
      for e = 0 to 3
        if i < 2 && Elem[ctrl, 8*col + 4*r + e, 1] == '1' then
          erow[2*r + i] = Elem[op1, 4*row + e, 8];
          i = i + 1;
      bits(32) sum = Elem[op4, row*dim+col, 32];
      for j = 0 to 3
        sum = sum + (Int(erow[j], op1_unsigned) * Int(ecol[j], op2_unsigned));
      Elem[result, row*dim+col, 32] = sum;
ZAtile[da, 32, dim*dim*32] = result;
```

Operational information

If PSTATE.DIT is 1:

- The execution time of this instruction is independent of:
 - The values of the data supplied in any of its registers.
 - The values of the NZCV flags.
- The response of this instruction to asynchronous exceptions does not vary based on:
 - The values of the data supplied in any of its registers.
 - The values of the NZCV flags.

Internal version only: aarchmrs v2025-03_rel, pseudocode v2025-03_rel ; Build timestamp: 2025-03-21T17:41

Copyright © 2010-2025 Arm Limited or its affiliates. All rights reserved. This document is Non-Confidential.

UUNPK

Unpack and zero-extend multi-vector elements

This instruction unpacks elements from one or two source vectors and then zero-extends them to place in elements of twice their size within the two or four destination vectors.

This instruction is unpredicated.

It has encodings from 2 classes: [Two registers](#) and [Four registers](#)

Two registers
(FEAT_SME2)

31	30	29	28	27	26	25	24	23	22	21	20	19	18	17	16	15	14	13	12	11	10	9	8	7	6	5	4	3	2	1	0
1	1	0	0	0	0	0	1	size	1	0	0	1	0	1	1	1	1	0	0	0	Zn				Zd				1	U	

Encoding

UUNPK { <Zd1>.<T>-<Zd2>.<T> }, <Zn>.<Tb>

Decode for this encoding

```
if !IsFeatureImplemented(FEAT_SME2) then EndOfDecode(Decode_UNDEF);
if size == '00' then EndOfDecode(Decode_UNDEF);
constant integer esize = 8 << UInt(size);
constant integer n = UInt(Zn);
constant integer d = UInt(Zd:'0');
constant integer nreg = 2;
constant boolean unsigned = TRUE;
```

Four registers
(FEAT_SME2)

31	30	29	28	27	26	25	24	23	22	21	20	19	18	17	16	15	14	13	12	11	10	9	8	7	6	5	4	3	2	1	0
1	1	0	0	0	0	0	1	size	1	1	0	1	0	1	1	1	1	0	0	0	Zn				0	Zd				0	1

Encoding

UUNPK { <Zd1>.<T>-<Zd4>.<T> }, { <Zn1>.<Tb>-<Zn2>.<Tb> }

Decode for this encoding

```
if !IsFeatureImplemented(FEAT_SME2) then EndOfDecode(Decode_UNDEF);
if size == '00' then EndOfDecode(Decode_UNDEF);
constant integer esize = 8 << UInt(size);
constant integer n = UInt(Zn:'0');
constant integer d = UInt(Zd:'00');
constant integer nreg = 4;
constant boolean unsigned = TRUE;
```

Assembler Symbols

- <Zd1>
- For the "Two registers" variant: is the name of the first scalable vector register of the destination multi-vector group, encoded as "Zd" times 2.
- For the "Four registers" variant: is the name of the first scalable vector register of the destination multi-vector group, encoded as "Zd" times 4.

<T> Is the size specifier, encoded in “size”:

size	<T>
00	RESERVED
01	H
10	S
11	D

<Zd2> Is the name of the second scalable vector register of the destination multi-vector group, encoded as "Zd" times 2 plus 1.

<Zn> Is the name of the source scalable vector register, encoded in the "Zn" field.

<Tb> Is the size specifier, encoded in “size”:

size	<Tb>
00	RESERVED
01	B
10	H
11	S

<Zd4> Is the name of the fourth scalable vector register of the destination multi-vector group, encoded as "Zd" times 4 plus 3.

<Zn1> Is the name of the first scalable vector register of the source multi-vector group, encoded as "Zn" times 2.

<Zn2> Is the name of the second scalable vector register of the source multi-vector group, encoded as "Zn" times 2 plus 1.

Operation

```
CheckStreamingSVEEnabled();
constant integer VL = CurrentVL;
constant integer elements = VL DIV esize;
constant integer hsize = esize DIV 2;
constant integer sreg = nreg DIV 2;
array [0..3] of bits(VL) results;

for r = 0 to sreg-1
    constant bits(VL) operand = Z[n+r, VL];
    for i = 0 to 1
        for e = 0 to elements-1
            constant bits(hsize) element = Elem[operand, i*elements + e, hsize];
            Elem[results[2*r+i], e, esize] = Extend(element, esize, unsigned);

for r = 0 to nreg-1
    Z[d+r, VL] = results[r];
```

Operational information

If PSTATE.DIT is 1:

- The execution time of this instruction is independent of:
 - The values of the data supplied in any of its registers.
 - The values of the NZCV flags.
- The response of this instruction to asynchronous exceptions does not vary based on:
 - The values of the data supplied in any of its registers.
 - The values of the NZCV flags.

Internal version only: aarchmrs v2025-03_rel, pseudocode v2025-03_rel ; Build timestamp: 2025-03-21T17:41

Copyright © 2010-2025 Arm Limited or its affiliates. All rights reserved. This document is Non-Confidential.

UVDOT (2-way)

Multi-vector unsigned integer vertical dot-product by indexed element

This instruction computes the vertical dot product of the corresponding two unsigned 16-bit integer values held in the two first source vectors and two unsigned 16-bit integer values in the corresponding indexed 32-bit element of the second source vector. The widened dot product results are destructively added to the corresponding 32-bit element of the ZA single-vector groups.

The groups within the second source vector are specified using an immediate element index which selects the same group position within each 128-bit vector segment. The index range is from 0 to 3.

The single-vector group within each half of the ZA array is selected by the sum of the vector select register and offset, modulo half the number of ZA array vectors.

The vector group symbol VGx2 indicates that the ZA operand consists of two ZA single-vector groups. The vector group symbol is preferred for disassembly, but optional in assembler source code.

This instruction is unpredicated.

SME2 (FEAT_SME2)

31	30	29	28	27	26	25	24	23	22	21	20	19	18	17	16	15	14	13	12	11	10	9	8	7	6	5	4	3	2	1	0
1	1	0	0	0	0	0	1	0	1	0	1	Zm				0	Rv		0	i2	Zn				1	1	0	off3			
																op						U									

Encoding

UVDOT ZA.S[<Wv>, <offs>{, VGx2}], { <Zn1>.H-<Zn2>.H }, <Zm>.H[<index>]

Decode for this encoding

```
if !IsFeatureImplemented(FEAT_SME2) then EndOfDecode(Decode_UNDEF);
constant integer v = UInt('010':Rv);
constant integer esize = 32;
constant integer n = UInt(Zn:'0');
constant integer m = UInt('0':Zm);
constant integer offset = UInt(off3);
constant integer index = UInt(i2);
```

Assembler Symbols

- <Wv> Is the 32-bit name of the vector select register W8-W11, encoded in the "Rv" field.
- <offs> Is the vector select offset, in the range 0 to 7, encoded in the "off3" field.
- <Zn1> Is the name of the first scalable vector register of the first source multi-vector group, encoded as "Zn" times 2.
- <Zn2> Is the name of the second scalable vector register of the first source multi-vector group, encoded as "Zn" times 2 plus 1.
- <Zm> Is the name of the second source scalable vector register Z0-Z15, encoded in the "Zm" field.
- <index> Is the immediate index of a group of two 16-bit elements within each 128-bit vector segment, in the range 0 to 3, encoded in the "i2" field.

Operation

```
CheckStreamingSVEAndZAAEnabled();
constant integer VL = CurrentVL;
constant integer elements = VL DIV esize;
constant integer vectors = VL DIV 8;
constant integer vstride = vectors DIV 2;
constant integer eltspersegment = 128 DIV esize;
constant bits(32) vbase = X[v, 32];
integer vec = (UInt(vbase) + offset) MOD vstride;
constant bits(VL) operand2 = Z[m, VL];
bits(VL) result;

for r = 0 to 1
    constant bits(VL) operand3 = ZAvector[vec, VL];
    for e = 0 to elements-1
        constant integer segmentbase = e - (e MOD eltspersegment);
        constant integer s = segmentbase + index;
        bits(esize) sum = Elem[operand3, e, esize];
        for i = 0 to 1
            constant bits(VL) operand1 = Z[n+i, VL];
            constant integer element1 = UInt(Elem[operand1, 2 * e + r, esize DIV 2]);
            constant integer element2 = UInt(Elem[operand2, 2 * s + i, esize DIV 2]);
            sum = sum + element1 * element2;
        Elem[result, e, esize] = sum;
    ZAvector[vec, VL] = result;
    vec = vec + vstride;
```

Operational information

If PSTATE.DIT is 1:

- The execution time of this instruction is independent of:
 - The values of the data supplied in any of its registers.
 - The values of the NZCV flags.
- The response of this instruction to asynchronous exceptions does not vary based on:
 - The values of the data supplied in any of its registers.
 - The values of the NZCV flags.

Internal version only: aarchmrs v2025-03_rel, pseudocode v2025-03_rel ; Build timestamp: 2025-03-21T17:41

Copyright © 2010-2025 Arm Limited or its affiliates. All rights reserved. This document is Non-Confidential.

UVDOT (4-way)

Multi-vector unsigned integer vertical dot-product by indexed element

This instruction computes the vertical dot product of the corresponding four unsigned 8-bit or 16-bit integer values held in the four first source vectors and four unsigned 8-bit or 16-bit integer values in the corresponding indexed 32-bit or 64-bit element of the second source vector. The widened dot product results are destructively added to the corresponding 32-bit or 64-bit element of the ZA single-vector groups.

The groups within the second source vector are specified using an immediate element index which selects the same group position within each 128-bit vector segment. The index range is from 0 to one less than the number of groups per 128-bit segment.

The single-vector group within each quarter of the ZA array is selected by the sum of the vector select register and offset, modulo quarter the number of ZA array vectors.

The vector group symbol VGx4 indicates that the ZA operand consists of four ZA single-vector groups. The vector group symbol is preferred for disassembly, but optional in assembler source code.

This instruction is unpredicated.

ID_AA64SMFR0_EL1.I16I64 indicates whether the 16-bit integer variant is implemented.

It has encodings from 2 classes: [8-bit to 32-bit](#) and [16-bit to 64-bit](#)

8-bit to 32-bit (FEAT_SME2)

31	30	29	28	27	26	25	24	23	22	21	20	19	18	17	16	15	14	13	12	11	10	9	8	7	6	5	4	3	2	1	0
1	1	0	0	0	0	0	1	0	1	0	1	Zm				1	Rv		0	i2	Zn			0	1	1	0	off3			
																		op				U									

Encoding

UVDOT ZA.S[<Wv>, <offs>{, VGx4}], { <Zn1>.B-<Zn4>.B }, <Zm>.B[<index>]

Decode for this encoding

```
if !IsFeatureImplemented(FEAT_SME2) then EndOfDecode(Decode_UNDEF);
constant integer v = UInt('010':Rv);
constant integer esize = 32;
constant integer n = UInt(Zn:'00');
constant integer m = UInt('0':Zm);
constant integer offset = UInt(off3);
constant integer index = UInt(i2);
```

16-bit to 64-bit (FEAT_SME2 && FEAT_SME_I16I64)

31	30	29	28	27	26	25	24	23	22	21	20	19	18	17	16	15	14	13	12	11	10	9	8	7	6	5	4	3	2	1	0
1	1	0	0	0	0	0	1	1	1	0	1	Zm				1	Rv		0	1	i1	Zn			0	0	1	1	off3		
																		op				U									

Encoding

UVDOT ZA.D[<Wv>, <offs>{, VGx4}], { <Zn1>.H-<Zn4>.H }, <Zm>.H[<index>]

Decode for this encoding

```
if !(IsFeatureImplemented(FEAT_SME2) && IsFeatureImplemented(FEAT_SME_I16I64)) then
    EndOfDecode(Decode_UNDEF);
constant integer v = UInt('010':Rv);
constant integer esize = 64;
constant integer n = UInt(Zn:'00');
constant integer m = UInt('0':Zm);
constant integer offset = UInt(off3);
constant integer index = UInt(i1);
```

Assembler Symbols

<Wv>	Is the 32-bit name of the vector select register W8-W11, encoded in the "Rv" field.
<offs>	Is the vector select offset, in the range 0 to 7, encoded in the "off3" field.
<Zn1>	Is the name of the first scalable vector register of the first source multi-vector group, encoded as "Zn" times 4.
<Zn4>	Is the name of the fourth scalable vector register of the first source multi-vector group, encoded as "Zn" times 4 plus 3.
<Zm>	Is the name of the second source scalable vector register Z0-Z15, encoded in the "Zm" field.
<index>	For the "8-bit to 32-bit" variant: is the immediate index of a 32-bit group of four 8-bit values within each 128-bit vector segment, in the range 0 to 3, encoded in the "i2" field. For the "16-bit to 64-bit" variant: is the immediate index of a 64-bit group of four 16-bit values within each 128-bit vector segment, in the range 0 to 1, encoded in the "i1" field.

Operation

```
CheckStreamingSVEAndZAAEnabled();
constant integer VL = CurrentVL;
constant integer elements = VL DIV esize;
constant integer vectors = VL DIV 8;
constant integer vstride = vectors DIV 4;
constant integer eltspersegment = 128 DIV esize;
constant bits(32) vbase = X[v, 32];
integer vec = (UInt(vbase) + offset) MOD vstride;
constant bits(VL) operand2 = Z[m, VL];
bits(VL) result;

for r = 0 to 3
    constant bits(VL) operand3 = ZAvector[vec, VL];
    for e = 0 to elements-1
        constant integer segmentbase = e - (e MOD eltspersegment);
        constant integer s = segmentbase + index;
        bits(esize) sum = Elem[operand3, e, esize];
        for i = 0 to 3
            constant bits(VL) operand1 = Z[n+i, VL];
            constant integer element1 = UInt(Elem[operand1, 4 * e + r, esize DIV 4]);
            constant integer element2 = UInt(Elem[operand2, 4 * s + i, esize DIV 4]);
            sum = sum + element1 * element2;
        Elem[result, e, esize] = sum;
    ZAvector[vec, VL] = result;
    vec = vec + vstride;
```

Operational information

If PSTATE.DIT is 1:

- The execution time of this instruction is independent of:
 - The values of the data supplied in any of its registers.
 - The values of the NZCV flags.
- The response of this instruction to asynchronous exceptions does not vary based on:
 - The values of the data supplied in any of its registers.
 - The values of the NZCV flags.

Internal version only: aarchmrs v2025-03_rel, pseudocode v2025-03_rel ; Build timestamp: 2025-03-21T17:41

Copyright © 2010-2025 Arm Limited or its affiliates. All rights reserved. This document is Non-Confidential.

UZP (four registers)

Concatenate elements from four vectors

This instruction concatenates every fourth element from each of the four source vectors and places them in the corresponding elements of the four destination vectors.

This instruction is unpredicated.

It has encodings from 2 classes: [8-bit to 64-bit elements](#) and [128-bit element](#)

8-bit to 64-bit elements (FEAT_SME2)

31	30	29	28	27	26	25	24	23	22	21	20	19	18	17	16	15	14	13	12	11	10	9	8	7	6	5	4	3	2	1	0
1	1	0	0	0	0	0	1	size	1	1	0	1	1	0	1	1	1	0	0	0	Zn			0		0	Zd		1	0	
op																															

Encoding

UZP { <Zd1>.<T>-<Zd4>.<T> }, { <Zn1>.<T>-<Zn4>.<T> }

Decode for this encoding

```
if !IsFeatureImplemented(FEAT_SME2) then EndOfDecode(Decode_UNDEF);
if size == '11' && MaxImplementedSVL() < 256 then EndOfDecode(Decode_UNDEF);
constant integer esize = 8 << UInt(size);
constant integer n = UInt(Zn:'00');
constant integer d = UInt(Zd:'00');
```

128-bit element (FEAT_SME2)

31	30	29	28	27	26	25	24	23	22	21	20	19	18	17	16	15	14	13	12	11	10	9	8	7	6	5	4	3	2	1	0
1	1	0	0	0	0	0	1	0	0	1	1	0	1	1	1	1	1	1	0	0	0	Zn		0		0	Zd		1		0
op																															

Encoding

UZP { <Zd1>.Q-<Zd4>.Q }, { <Zn1>.Q-<Zn4>.Q }

Decode for this encoding

```
if !IsFeatureImplemented(FEAT_SME2) then EndOfDecode(Decode_UNDEF);
if MaxImplementedSVL() < 512 then EndOfDecode(Decode_UNDEF);
constant integer esize = 128;
constant integer n = UInt(Zn:'00');
constant integer d = UInt(Zd:'00');
```

Assembler Symbols

<Zd1> Is the name of the first scalable vector register of the destination multi-vector group, encoded as "Zd" times 4.

<T> Is the size specifier, encoded in "size":

size	<T>
00	B
01	H
10	S
11	D

<Zd4>	Is the name of the fourth scalable vector register of the destination multi-vector group, encoded as "Zd" times 4 plus 3.
<Zn1>	Is the name of the first scalable vector register of the source multi-vector group, encoded as "Zn" times 4.
<Zn4>	Is the name of the fourth scalable vector register of the source multi-vector group, encoded as "Zn" times 4 plus 3.

Operation

```

CheckStreamingSVEEnabled();
constant integer VL = CurrentVL;
if VL < esize * 4 then EndOfDecode(Decode_UNDEF);
constant integer quads = VL DIV (esize * 4);
bits(VL) result0;
bits(VL) result1;
bits(VL) result2;
bits(VL) result3;

for r = 0 to 3
    constant bits(VL) operand = Z[n+r, VL];
    constant integer base = r * quads;
    for q = 0 to quads-1
        Elem[result0, base+q, esize] = Elem[operand, 4*q+0, esize];
        Elem[result1, base+q, esize] = Elem[operand, 4*q+1, esize];
        Elem[result2, base+q, esize] = Elem[operand, 4*q+2, esize];
        Elem[result3, base+q, esize] = Elem[operand, 4*q+3, esize];

Z[d+0, VL] = result0;
Z[d+1, VL] = result1;
Z[d+2, VL] = result2;
Z[d+3, VL] = result3;

```

Operational information

If PSTATE.DIT is 1:

- The execution time of this instruction is independent of:
 - The values of the data supplied in any of its registers.
 - The values of the NZCV flags.
- The response of this instruction to asynchronous exceptions does not vary based on:
 - The values of the data supplied in any of its registers.
 - The values of the NZCV flags.

Internal version only: aarchmrs v2025-03_rel, pseudocode v2025-03_rel ; Build timestamp: 2025-03-21T17:41

Copyright © 2010-2025 Arm Limited or its affiliates. All rights reserved. This document is Non-Confidential.

UZIP (two registers)

Concatenate elements from two vectors

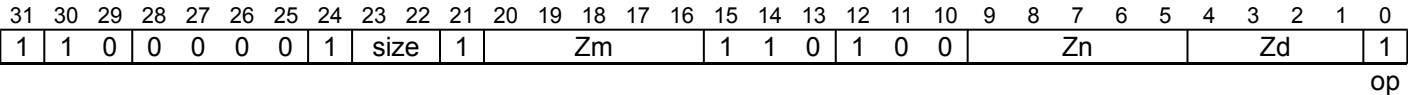
This instruction concatenates every second element from each of the first and second source vectors and places them in the corresponding elements of the two destination vectors.

This instruction is unpredicated.

It has encodings from 2 classes: [8-bit to 64-bit elements](#) and [128-bit element](#)

8-bit to 64-bit elements

(FEAT_SME2)



Encoding

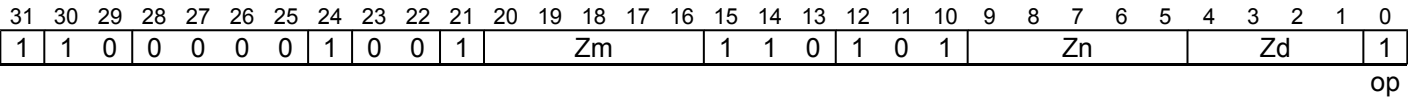
UZIP { <Zd1>.<T>-<Zd2>.<T> }, <Zn>.<T>, <Zm>.<T>

Decode for this encoding

```
if !IsFeatureImplemented(FEAT_SME2) then EndOfDecode(Decode_UNDEF);
constant integer esize = 8 << UInt(size);
constant integer n = UInt(Zn);
constant integer m = UInt(Zm);
constant integer d = UInt(Zd:'0');
```

128-bit element

(FEAT_SME2)



Encoding

UZIP { <Zd1>.Q-<Zd2>.Q }, <Zn>.Q, <Zm>.Q

Decode for this encoding

```
if !IsFeatureImplemented(FEAT_SME2) then EndOfDecode(Decode_UNDEF);
if MaxImplementedSVL() < 256 then EndOfDecode(Decode_UNDEF);
constant integer esize = 128;
constant integer n = UInt(Zn);
constant integer m = UInt(Zm);
constant integer d = UInt(Zd:'0');
```

Assembler Symbols

<Zd1> Is the name of the first scalable vector register of the destination multi-vector group, encoded as "Zd" times 2.

<T> Is the size specifier, encoded in "size":

size	<T>
00	B
01	H
10	S
11	D

<Zd2>	Is the name of the second scalable vector register of the destination multi-vector group, encoded as "Zd" times 2 plus 1.
<Zn>	Is the name of the first source scalable vector register, encoded in the "Zn" field.
<Zm>	Is the name of the second source scalable vector register, encoded in the "Zm" field.

Operation

```

CheckStreamingSVEEnabled();
constant integer VL = CurrentVL;
if VL < esize * 2 then EndOfDecode(Decode_UNDEF);
constant integer pairs = VL DIV (esize * 2);
bits(VL) result0;
bits(VL) result1;

for r = 0 to 1
    constant integer base = r * pairs;
    constant bits(VL) operand = if r == 0 then Z[n, VL] else Z[m, VL];
    for p = 0 to pairs-1
        Elem[result0, base+p, esize] = Elem[operand, 2*p+0, esize];
        Elem[result1, base+p, esize] = Elem[operand, 2*p+1, esize];

Z[d+0, VL] = result0;
Z[d+1, VL] = result1;

```

Operational information

If PSTATE.DIT is 1:

- The execution time of this instruction is independent of:
 - The values of the data supplied in any of its registers.
 - The values of the NZCV flags.
- The response of this instruction to asynchronous exceptions does not vary based on:
 - The values of the data supplied in any of its registers.
 - The values of the NZCV flags.

Internal version only: aarchmrs v2025-03_rel, pseudocode v2025-03_rel ; Build timestamp: 2025-03-21T17:41

Copyright © 2010-2025 Arm Limited or its affiliates. All rights reserved. This document is Non-Confidential.

ZERO (double-vector)

Zero ZA double-vector groups

This instruction zeroes one, two, or four ZA double-vector groups.
The double-vector group within all of, each half of, or each quarter of the ZA array is selected by the sum of the vector select register and offset range, modulo all, half, or quarter the number of ZA array vectors.
The vector group symbol, VGx2 or VGx4, indicates that the ZA operand consists of two or four ZA double-vector groups respectively.
It has encodings from 3 classes: [One ZA double-vector](#) , [Two ZA double-vectors](#) and [Four ZA double-vectors](#)

One ZA double-vector (FEAT_SME2p1)

31	30	29	28	27	26	25	24	23	22	21	20	19	18	17	16	15	14	13	12	11	10	9	8	7	6	5	4	3	2	1	0
1	1	0	0	0	0	0	0	0	0	0	1	1	0	0	1	Rv	0	0	0	0	0	0	0	0	0	0	0	0	off3		
opc																															

Encoding

ZERO ZA.D[<Wv>, <offs1>:<offs2>]

Decode for this encoding

```
if !IsFeatureImplemented(FEAT_SME2p1) then EndOfDecode(Decode_UNDEF);
constant integer v = UInt('010':Rv);
constant integer offset = UInt(off3:'0');
constant integer ngrp = 1;
constant integer nvec = 2;
```

Two ZA double-vectors (FEAT_SME2p1)

31	30	29	28	27	26	25	24	23	22	21	20	19	18	17	16	15	14	13	12	11	10	9	8	7	6	5	4	3	2	1	0
1	1	0	0	0	0	0	0	0	0	0	1	1	0	1	0	Rv	0	0	0	0	0	0	0	0	0	0	0	0	0	off2	
opc																															

Encoding

ZERO ZA.D[<Wv>, <offs1>:<offs2>, VGx2]

Decode for this encoding

```
if !IsFeatureImplemented(FEAT_SME2p1) then EndOfDecode(Decode_UNDEF);
constant integer v = UInt('010':Rv);
constant integer offset = UInt(off2:'0');
constant integer ngrp = 2;
constant integer nvec = 2;
```

Four ZA double-vectors (FEAT_SME2p1)

31	30	29	28	27	26	25	24	23	22	21	20	19	18	17	16	15	14	13	12	11	10	9	8	7	6	5	4	3	2	1	0
1	1	0	0	0	0	0	0	0	0	0	1	1	0	1	1	Rv	0	0	0	0	0	0	0	0	0	0	0	0	0	off2	
opc																															

Encoding

ZERO ZA.D[<Wv>, <offs1>:<offs2>, VGx4]

Decode for this encoding

```
if !IsFeatureImplemented(FEAT_SME2p1) then EndOfDecode(Decode_UNDEF);
constant integer v = UInt('010':Rv);
constant integer offset = UInt(off2:'0');
constant integer ngrp = 4;
constant integer nvec = 2;
```

Assembler Symbols

<Wv>	Is the 32-bit name of the vector select register W8-W11, encoded in the "Rv" field.
<offs1>	For the "One ZA double-vector" variant: is the first vector select offset, encoded as "off3" field times 2. For the "Four ZA double-vectors" and "Two ZA double-vectors" variants: is the first vector select offset, encoded as "off2" field times 2.
<offs2>	For the "One ZA double-vector" variant: is the second vector select offset, encoded as "off3" field times 2 plus 1. For the "Four ZA double-vectors" and "Two ZA double-vectors" variants: is the second vector select offset, encoded as "off2" field times 2 plus 1.

Operation

```
CheckStreamingSVEAndZAAEnabled();
constant integer VL = CurrentVL;
constant integer vectors = VL DIV 8;
constant integer vstride = vectors DIV ngrp;
constant bits(32) vbase = X[v, 32];
integer vec = (UInt(vbase) + offset) MOD vstride;
vec = vec - (vec MOD nvec);
for r = 0 to ngrp-1
    for i = 0 to nvec-1
        ZAvector[vec + i, VL] = Zeros(VL);
    vec = vec + vstride;
```

Operational information

If PSTATE.DIT is 1:

- The execution time of this instruction is independent of:
 - The values of the data supplied in any of its registers.
 - The values of the NZCV flags.
- The response of this instruction to asynchronous exceptions does not vary based on:
 - The values of the data supplied in any of its registers.
 - The values of the NZCV flags.

Internal version only: aarchmrs v2025-03_rel, pseudocode v2025-03_rel ; Build timestamp: 2025-03-21T17:41

Copyright © 2010-2025 Arm Limited or its affiliates. All rights reserved. This document is Non-Confidential.

ZERO (quad-vector)

Zero ZA quad-vector groups

This instruction zeroes one, two, or four ZA quad-vector groups.

The quad-vector group within all of, each half of, or each quarter of the ZA array is selected by the sum of the vector select register and offset range, modulo all, half, or quarter the number of ZA array vectors.

The vector group symbol, VGx2 or VGx4, indicates that the ZA operand consists of two or four ZA quad-vector groups respectively.

It has encodings from 3 classes: [One ZA quad-vector](#) , [Two ZA quad-vectors](#) and [Four ZA quad-vectors](#)

One ZA quad-vector

(FEAT_SME2p1)

31	30	29	28	27	26	25	24	23	22	21	20	19	18	17	16	15	14	13	12	11	10	9	8	7	6	5	4	3	2	1	0
1	1	0	0	0	0	0	0	0	0	0	1	1	1	0	1	Rv	0	0	0	0	0	0	0	0	0	0	0	0	0	off2	

opc

Encoding

ZERO ZA.D[<Wv>, <offs1>:<offs4>]

Decode for this encoding

```
if !IsFeatureImplemented(FEAT_SME2p1) then EndOfDecode(Decode_UNDEF);
constant integer v = UInt('010':Rv);
constant integer offset = UInt(off2:'00');
constant integer ngrp = 1;
constant integer nvec = 4;
```

Two ZA quad-vectors

(FEAT_SME2p1)

31	30	29	28	27	26	25	24	23	22	21	20	19	18	17	16	15	14	13	12	11	10	9	8	7	6	5	4	3	2	1	0
1	1	0	0	0	0	0	0	0	0	0	1	1	1	1	0	Rv	0	0	0	0	0	0	0	0	0	0	0	0	0	0	01

opc

Encoding

ZERO ZA.D[<Wv>, <offs1>:<offs4>, VGx2]

Decode for this encoding

```
if !IsFeatureImplemented(FEAT_SME2p1) then EndOfDecode(Decode_UNDEF);
constant integer v = UInt('010':Rv);
constant integer offset = UInt(o1:'00');
constant integer ngrp = 2;
constant integer nvec = 4;
```

Four ZA quad-vectors

(FEAT_SME2p1)

31	30	29	28	27	26	25	24	23	22	21	20	19	18	17	16	15	14	13	12	11	10	9	8	7	6	5	4	3	2	1	0
1	1	0	0	0	0	0	0	0	0	0	1	1	1	1	1	1	Rv	0	0	0	0	0	0	0	0	0	0	0	0	0	01

opc

Encoding

ZERO ZA.D[<Wv>, <offs1>:<offs4>, VGx4]

Decode for this encoding

```
if !IsFeatureImplemented(FEAT_SME2p1) then EndOfDecode(Decode_UNDEF);
constant integer v = UInt('010':Rv);
constant integer offset = UInt(o1:'00');
constant integer ngrp = 4;
constant integer nvec = 4;
```

Assembler Symbols

<Wv>	Is the 32-bit name of the vector select register W8-W11, encoded in the "Rv" field.
<offs1>	For the "One ZA quad-vector" variant: is the first vector select offset, encoded as "off2" field times 4. For the "Four ZA quad-vectors" and "Two ZA quad-vectors" variants: is the first vector select offset, encoded as "o1" field times 4.
<offs4>	For the "One ZA quad-vector" variant: is the fourth vector select offset, encoded as "off2" field times 4 plus 3. For the "Four ZA quad-vectors" and "Two ZA quad-vectors" variants: is the fourth vector select offset, encoded as "o1" field times 4 plus 3.

Operation

```
CheckStreamingSVEAndZAEEnabled();
constant integer VL = CurrentVL;
constant integer vectors = VL DIV 8;
constant integer vstride = vectors DIV ngrp;
constant bits(32) vbase = X[v, 32];
integer vec = (UInt(vbase) + offset) MOD vstride;
vec = vec - (vec MOD nvec);
for r = 0 to ngrp-1
    for i = 0 to nvec-1
        ZAvector[vec + i, VL] = Zeros(VL);
    vec = vec + vstride;
```

Operational information

If PSTATE.DIT is 1:

- The execution time of this instruction is independent of:
 - The values of the data supplied in any of its registers.
 - The values of the NZCV flags.
- The response of this instruction to asynchronous exceptions does not vary based on:
 - The values of the data supplied in any of its registers.
 - The values of the NZCV flags.

Internal version only: aarchmrs v2025-03_rel, pseudocode v2025-03_rel ; Build timestamp: 2025-03-21T17:41

Copyright © 2010-2025 Arm Limited or its affiliates. All rights reserved. This document is Non-Confidential.

ZERO (single-vector)

Zero ZA single-vector groups

This instruction zeroes two or four ZA single-vector groups.

The single-vector group within each half of or each quarter of the ZA array is selected by the sum of the vector select register and offset, modulo half or quarter the number of ZA array vectors.

The vector group symbol, VGx2 or VGx4, indicates that the ZA operand consists of two or four ZA single-vector groups respectively.

It has encodings from 2 classes: [Two ZA single-vectors](#) and [Four ZA single-vectors](#)

Two ZA single-vectors (FEAT_SME2p1)

31	30	29	28	27	26	25	24	23	22	21	20	19	18	17	16	15	14	13	12	11	10	9	8	7	6	5	4	3	2	1	0
1	1	0	0	0	0	0	0	0	0	0	1	1	0	0	0	Rv	0	0	0	0	0	0	0	0	0	0	0	0	off3		

opc

Encoding

ZERO ZA.D[<Wv>, <offs>, VGx2]

Decode for this encoding

```
if !IsFeatureImplemented(FEAT_SME2p1) then EndOfDecode(Decode_UNDEF);
constant integer v = UInt('010':Rv);
constant integer offset = UInt(offs);
constant integer ngrp = 2;
```

Four ZA single-vectors (FEAT_SME2p1)

31	30	29	28	27	26	25	24	23	22	21	20	19	18	17	16	15	14	13	12	11	10	9	8	7	6	5	4	3	2	1	0
1	1	0	0	0	0	0	0	0	0	0	1	1	1	0	0	Rv	0	0	0	0	0	0	0	0	0	0	0	0	off3		

opc

Encoding

ZERO ZA.D[<Wv>, <offs>, VGx4]

Decode for this encoding

```
if !IsFeatureImplemented(FEAT_SME2p1) then EndOfDecode(Decode_UNDEF);
constant integer v = UInt('010':Rv);
constant integer offset = UInt(offs);
constant integer ngrp = 4;
```

Assembler Symbols

- <Wv> Is the 32-bit name of the vector select register W8-W11, encoded in the "Rv" field.
- <offs> Is the vector select offset, in the range 0 to 7, encoded in the "off3" field.

Operation

```
CheckStreamingSVEAndZAAEnabled();  
constant integer VL = CurrentVL;  
constant integer vectors = VL DIV 8;  
constant integer vstride = vectors DIV ngrp;  
constant bits(32) vbase = X[v, 32];  
integer vec = (UInt(vbase) + offset) MOD vstride;  
for r = 0 to ngrp-1  
    ZAvector[vec, VL] = Zeros(VL);  
    vec = vec + vstride;
```

Operational information

If PSTATE.DIT is 1:

- The execution time of this instruction is independent of:
 - The values of the data supplied in any of its registers.
 - The values of the NZCV flags.
- The response of this instruction to asynchronous exceptions does not vary based on:
 - The values of the data supplied in any of its registers.
 - The values of the NZCV flags.

Internal version only: aarchmrs v2025-03_rel, pseudocode v2025-03_rel ; Build timestamp: 2025-03-21T17:41

Copyright © 2010-2025 Arm Limited or its affiliates. All rights reserved. This document is Non-Confidential.

ZERO (table)

Zero ZT0

This instruction zeroes all bytes of the ZT0 register.
This instruction does not require the PE to be in Streaming SVE mode, and it is expected that this instruction will not experience a significant slowdown due to contention with other PEs that are executing in Streaming SVE mode.

SME2
(FEAT_SME2)

31	30	29	28	27	26	25	24	23	22	21	20	19	18	17	16	15	14	13	12	11	10	9	8	7	6	5	4	3	2	1	0
1	1	0	0	0	0	0	0	0	1	0	0	1	0	0	0	0	0	0	0	0	0	0	0	0	0	0	0	0	0	0	1
opc																															

Encoding

ZERO { ZT0 }

Decode for this encoding

```
if !IsFeatureImplemented(FEAT_SME2) then EndOfDecode(Decode_UNDEF);
```

Operation

```
CheckSMEEnabled();
CheckSMEZT0Enabled();

if IsFeatureImplemented(FEAT_TME) && TSTATE.depth > 0 then
    FailTransaction(TMFailure_ERR, FALSE);

ZT0[512] = Zeros(512);
```

Operational information

- If PSTATE.DIT is 1:
- The execution time of this instruction is independent of:
 - The values of the data supplied in any of its registers.
 - The values of the NZCV flags.
 - The response of this instruction to asynchronous exceptions does not vary based on:
 - The values of the data supplied in any of its registers.
 - The values of the NZCV flags.

ZERO (tiles)

Zero a list of 64-bit element ZA tiles

This instruction zeroes all bytes within each of the up to eight listed 64-bit element tiles named ZA0.D to ZA7.D, leaving the other 64-bit element tiles unmodified.

This instruction does not require the PE to be in Streaming SVE mode, and it is expected that this instruction will not experience a significant slowdown due to contention with other PEs that are executing in Streaming SVE mode.

For programmer convenience an assembler must also accept the names of 32-bit, 16-bit, and 8-bit element tiles which are converted into the corresponding set of 64-bit element tiles.

In accordance with the architecturally defined mapping between different element size tiles:

- Zeroing the 8-bit element tile name ZA0.B, or the entire array name ZA, is equivalent to zeroing all eight 64-bit element tiles named ZA0.D to ZA7.D.
- Zeroing the 16-bit element tile name ZA0.H is equivalent to zeroing 64-bit element tiles named ZA0.D, ZA2.D, ZA4.D, and ZA6.D.
- Zeroing the 16-bit element tile name ZA1.H is equivalent to zeroing 64-bit element tiles named ZA1.D, ZA3.D, ZA5.D, and ZA7.D.
- Zeroing the 32-bit element tile name ZA0.S is equivalent to zeroing 64-bit element tiles named ZA0.D and ZA4.D.
- Zeroing the 32-bit element tile name ZA1.S is equivalent to zeroing 64-bit element tiles named ZA1.D and ZA5.D.
- Zeroing the 32-bit element tile name ZA2.S is equivalent to zeroing 64-bit element tiles named ZA2.D and ZA6.D.
- Zeroing the 32-bit element tile name ZA3.S is equivalent to zeroing 64-bit element tiles named ZA3.D and ZA7.D.

The preferred disassembly of this instruction uses the shortest list of tile names that represent the encoded immediate mask.

For example:

- An immediate which encodes 64-bit element tiles ZA0.D, ZA1.D, ZA4.D, and ZA5.D is disassembled as {ZA0.S, ZA1.S}.
- An immediate which encodes 64-bit element tiles ZA0.D, ZA2.D, ZA4.D, and ZA6.D is disassembled as {ZA0.H}.
- An all-ones immediate is disassembled as {ZA}.
- An all-zeros immediate is disassembled as an empty list {}.

SME (FEAT_SME)

31	30	29	28	27	26	25	24	23	22	21	20	19	18	17	16	15	14	13	12	11	10	9	8	7	6	5	4	3	2	1	0
1	1	0	0	0	0	0	0	0	0	0	1	0	0	0	0	0	0	0	0	0	0	0	0	imm8							

Encoding

ZERO { {<mask>} }

Decode for this encoding

```
if !IsFeatureImplemented(FEAT_SME) then EndOfDecode(Decode_UNDEF);
constant bits(8) mask = imm8;
constant integer esize = 64;
```

Assembler Symbols

<mask> Is the optional list of up to eight 64-bit element tile names separated by commas, encoded in the "imm8" field.

Operation

```
CheckSMEAndZEnabled();
constant integer SVL = CurrentSVL;
constant integer dim = SVL DIV esize;
constant bits(dim*dim*esize) result = Zeros(dim*dim*esize);

if IsFeatureImplemented(FEAT_TME) && TSTATE.depth > 0 then
    FailTransaction(TMFailure_ERR, FALSE);

for i = 0 to 7
    if mask<i> == '1' then ZAtile[i, esize, dim*dim*esize] = result;
```

Operational information

If PSTATE.DIT is 1:

- The execution time of this instruction is independent of:
 - The values of the data supplied in any of its registers.
 - The values of the NZCV flags.
- The response of this instruction to asynchronous exceptions does not vary based on:
 - The values of the data supplied in any of its registers.
 - The values of the NZCV flags.

Internal version only: aarchmrs v2025-03_rel, pseudocode v2025-03_rel ; Build timestamp: 2025-03-21T17:41

Copyright © 2010-2025 Arm Limited or its affiliates. All rights reserved. This document is Non-Confidential.

ZIP (four registers)

Interleave elements from four vectors

This instruction places the four-way interleaved elements from the four source vectors in the corresponding elements of the four destination vectors. This instruction is unpredicated. It has encodings from 2 classes: [8-bit to 64-bit elements](#) and [128-bit element](#)

8-bit to 64-bit elements
(FEAT_SME2)

31	30	29	28	27	26	25	24	23	22	21	20	19	18	17	16	15	14	13	12	11	10	9	8	7	6	5	4	3	2	1	0
1	1	0	0	0	0	0	1	size	1	1	0	1	1	0	1	1	1	0	0	0	Zn			0		0	Zd		0		0
op																															

Encoding

ZIP { <Zd1>.<T>-<Zd4>.<T> }, { <Zn1>.<T>-<Zn4>.<T> }

Decode for this encoding

```
if !IsFeatureImplemented(FEAT_SME2) then EndOfDecode(Decode_UNDEF);
if size == '11' && MaxImplementedSVL() < 256 then EndOfDecode(Decode_UNDEF);
constant integer esize = 8 << UInt(size);
constant integer n = UInt(Zn:'00');
constant integer d = UInt(Zd:'00');
```

128-bit element
(FEAT_SME2)

31	30	29	28	27	26	25	24	23	22	21	20	19	18	17	16	15	14	13	12	11	10	9	8	7	6	5	4	3	2	1	0
1	1	0	0	0	0	0	1	0	0	1	1	0	1	1	1	1	1	1	0	0	0	Zn		0		0	Zd		0		0
op																															

Encoding

ZIP { <Zd1>.Q-<Zd4>.Q }, { <Zn1>.Q-<Zn4>.Q }

Decode for this encoding

```
if !IsFeatureImplemented(FEAT_SME2) then EndOfDecode(Decode_UNDEF);
if MaxImplementedSVL() < 512 then EndOfDecode(Decode_UNDEF);
constant integer esize = 128;
constant integer n = UInt(Zn:'00');
constant integer d = UInt(Zd:'00');
```

Assembler Symbols

<Zd1> Is the name of the first scalable vector register of the destination multi-vector group, encoded as "Zd" times 4.

<T> Is the size specifier, encoded in “size”:

size	<T>
00	B
01	H
10	S
11	D

<Zd4> Is the name of the fourth scalable vector register of the destination multi-vector group, encoded as "Zd" times 4 plus 3.

- <Zn1> Is the name of the first scalable vector register of the source multi-vector group, encoded as "Zn" times 4.
- <Zn4> Is the name of the fourth scalable vector register of the source multi-vector group, encoded as "Zn" times 4 plus 3.

Operation

```

CheckStreamingSVEEnabled();
constant integer VL = CurrentVL;
if VL < esize * 4 then EndOfDecode(Decode_UNDEF);
constant integer quads = VL DIV (esize * 4);
constant bits(VL) operand0 = Z[n, VL];
constant bits(VL) operand1 = Z[n+1, VL];
constant bits(VL) operand2 = Z[n+2, VL];
constant bits(VL) operand3 = Z[n+3, VL];
bits(VL) result;

for r = 0 to 3
    constant integer base = r * quads;
    for q = 0 to quads-1
        Elem[result, 4*q+0, esize] = Elem[operand0, base+q, esize];
        Elem[result, 4*q+1, esize] = Elem[operand1, base+q, esize];
        Elem[result, 4*q+2, esize] = Elem[operand2, base+q, esize];
        Elem[result, 4*q+3, esize] = Elem[operand3, base+q, esize];
    Z[d+r, VL] = result;

```

Operational information

If PSTATE.DIT is 1:

- The execution time of this instruction is independent of:
 - The values of the data supplied in any of its registers.
 - The values of the NZCV flags.
- The response of this instruction to asynchronous exceptions does not vary based on:
 - The values of the data supplied in any of its registers.
 - The values of the NZCV flags.

Internal version only: aarchmrs v2025-03_rel, pseudocode v2025-03_rel ; Build timestamp: 2025-03-21T17:41

Copyright © 2010-2025 Arm Limited or its affiliates. All rights reserved. This document is Non-Confidential.

ZIP (two registers)

Interleave elements from two vectors

This instruction places the two-way interleaved elements from the first and second source vectors in the corresponding elements of the two destination vectors.

This instruction is unpredicated.

It has encodings from 2 classes: [8-bit to 64-bit elements](#) and [128-bit element](#)

8-bit to 64-bit elements (FEAT_SME2)

31	30	29	28	27	26	25	24	23	22	21	20	19	18	17	16	15	14	13	12	11	10	9	8	7	6	5	4	3	2	1	0
1	1	0	0	0	0	0	1	size	1	Zm						1	1	0	1	0	0	Zn						Zd			0
																															op

Encoding

ZIP { <Zd1>.<T>-<Zd2>.<T> }, <Zn>.<T>, <Zm>.<T>

Decode for this encoding

```
if !IsFeatureImplemented(FEAT_SME2) then EndOfDecode(Decode_UNDEF);
constant integer esize = 8 << UInt(size);
constant integer n = UInt(Zn);
constant integer m = UInt(Zm);
constant integer d = UInt(Zd:'0');
```

128-bit element (FEAT_SME2)

31	30	29	28	27	26	25	24	23	22	21	20	19	18	17	16	15	14	13	12	11	10	9	8	7	6	5	4	3	2	1	0	
1	1	0	0	0	0	0	1	0	0	1	Zm						1	1	0	1	0	1	Zn						Zd			0
																															op	

Encoding

ZIP { <Zd1>.Q-<Zd2>.Q }, <Zn>.Q, <Zm>.Q

Decode for this encoding

```
if !IsFeatureImplemented(FEAT_SME2) then EndOfDecode(Decode_UNDEF);
if MaxImplementedSVL() < 256 then EndOfDecode(Decode_UNDEF);
constant integer esize = 128;
constant integer n = UInt(Zn);
constant integer m = UInt(Zm);
constant integer d = UInt(Zd:'0');
```

Assembler Symbols

<Zd1> Is the name of the first scalable vector register of the destination multi-vector group, encoded as "Zd" times 2.

<T> Is the size specifier, encoded in "size":

size	<T>
00	B
01	H
10	S
11	D

<Zd2>	Is the name of the second scalable vector register of the destination multi-vector group, encoded as "Zd" times 2 plus 1.
<Zn>	Is the name of the first source scalable vector register, encoded in the "Zn" field.
<Zm>	Is the name of the second source scalable vector register, encoded in the "Zm" field.

Operation

```

CheckStreamingSVEEnabled();
constant integer VL = CurrentVL;
if VL < esize * 2 then EndOfDecode(Decode_UNDEF);
constant integer pairs = VL DIV (esize * 2);
constant bits(VL) operand0 = Z[n, VL];
constant bits(VL) operand1 = Z[m, VL];
bits(VL) result;

for r = 0 to 1
    constant integer base = r * pairs;
    for p = 0 to pairs-1
        Elem[result, 2*p+0, esize] = Elem[operand0, base+p, esize];
        Elem[result, 2*p+1, esize] = Elem[operand1, base+p, esize];
    Z[d+r, VL] = result;

```

Operational information

If PSTATE.DIT is 1:

- The execution time of this instruction is independent of:
 - The values of the data supplied in any of its registers.
 - The values of the NZCV flags.
- The response of this instruction to asynchronous exceptions does not vary based on:
 - The values of the data supplied in any of its registers.
 - The values of the NZCV flags.

Internal version only: aarchmrs v2025-03_rel, pseudocode v2025-03_rel ; Build timestamp: 2025-03-21T17:41

Copyright © 2010-2025 Arm Limited or its affiliates. All rights reserved. This document is Non-Confidential.

A64 instruction set encoding

31	30	29	28	27	26	25	24	23	22	21	20	19	18	17	16	15	14	13	12	11	10	9	8	7	6	5	4	3	2	1	0
op0			op1																												

Decode fields		Instruction details
op0	op1	
0	0000	Reserved
1	0000	SME encodings
	0010	SVE encodings
	00x1	UNALLOCATED
	100x	Data Processing -- Immediate
	101x	Branches, Exception Generating and System instructions
	x101	Data Processing -- Register
	x111	Data Processing -- Scalar Floating-Point and Advanced SIMD
	x1x0	Loads and Stores

Reserved

The encodings in this section are decoded from [A64 instruction set encoding](#).

31	30	29	28	27	26	25	24	23	22	21	20	19	18	17	16	15	14	13	12	11	10	9	8	7	6	5	4	3	2	1	0
0	op0		0	0	0	0	op1																								

Decode fields		Instruction details
op0	op1	
00	0000000000	UDF
00	!= 0000000000	UNALLOCATED
!= 00		UNALLOCATED

SME encodings

The encodings in this section are decoded from [A64 instruction set encoding](#).

31	30	29	28	27	26	25	24	23	22	21	20	19	18	17	16	15	14	13	12	11	10	9	8	7	6	5	4	3	2	1	0	
1	op0		0	0	0	0	op1																			op2						

Decode fields			Instruction details
op0	op1	op2	
00	x00xxxxx0x00000	0xx0xx	SME2 Quarter Tile Outer Product - 16-bit and 32-bit
00	x00xxxxx0x00000	1xx0xx	UNALLOCATED
00	x00xxxxx0x00001	xxx0xx	UNALLOCATED
00	x00xxxxx0x0001x	xxx0xx	UNALLOCATED
00	x00xxxxx0x001xx	xxx0xx	UNALLOCATED
00	x00xxxxx0x01xxx	xxx0xx	UNALLOCATED
00	x00xxxxx1x0xxxx	xxx0xx	UNALLOCATED
00	x01xxxxxxxx0xxxx	xxx0xx	SME2 Sparse Outer Product
00	x0xxxxxxxxxx0xxxx	xxx1xx	UNALLOCATED
00	x0xxxxxxxxxx1xxxx		UNALLOCATED
00	x10xxxxxxxxxxxxxx	xx00xx	SME FP Outer Product - 32 bit
00	x10xxxxxxxxxxxxxx	xx10xx	SME2 Outer Product - Misc
01	00xxxxxxxxxxxxxx		SME2 Multi-vector - Memory (Contiguous)

01	10xxxxxxxxxxxxxxxx		SME2 Multi-vector - Memory (Strided)
01	x10xxxxxxxxxxxxxxxx	xxx0xx	SME Integer Outer Product - 32 bit
0x	x10xxxxxxxxxxxxxxxx	xxx1xx	UNALLOCATED
0x	x11xxxxx0000000	0x1xxx	SME2 Quarter Tile Outer Product - 64-bit
0x	x11xxxxx0000000	1x1xxx	UNALLOCATED
0x	x11xxxxx0000001	xx1xxx	UNALLOCATED
0x	x11xxxxx000001x	xx1xxx	UNALLOCATED
0x	x11xxxxx00001xx	xx1xxx	UNALLOCATED
0x	x11xxxxx0001xxx	xx1xxx	UNALLOCATED
0x	x11xxxxx001xxxx	xx1xxx	UNALLOCATED
0x	x11xxxxx01xxxxx	xx1xxx	UNALLOCATED
0x	x11xxxxx1xxxxxx	xx1xxx	UNALLOCATED
0x	x11xxxxxxxxxxxxxxxx	xx0xxx	SME Outer Product - 64 bit
10	0000010xxxxxxxxx		SME zero array
10	0000011xxxxxxxxx		SME2 Multiple Zero
10	0010010xxxxxxxxx		SME2 zero lookup table
10	0010011xxxxxxxxx		SME2 Move Lookup Table
10	00x011xxxxxxxxx		UNALLOCATED
10	010011xxxxxxxxx		SME2 Expand Lookup Table (Non-contiguous)
10	011011xxxxxxxxx		UNALLOCATED
10	01x001xxxxxxxxx		SME2 Expand Lookup Table (Contiguous)
10	0xx000x0xxxxxxxx	x0xxxx	SME Move into Array
10	0xx000x0xxxxxxxx	x1xxxx	UNALLOCATED
10	0xx000x1xxxxxxxx		SME Move from Array
10	0xx010xxxxxxxxx	xx0xxx	SME Add Vector to Array
10	0xx010xxxxxxxxx	xx1xxx	UNALLOCATED
10	0xx1xxxxxxxxxxxx		UNALLOCATED
10	10x10xxxx0xxxxx		SME2 Multi-vector - Multiple and Single Array Vectors (Two registers)
10	10x11xxxx0xxxxx		SME2 Multi-vector - Multiple and Single Array Vectors (Four registers)
10	11x1xxxx00xxxxx		SME2 Multi-vector - Multiple Array Vectors (Two registers)
10	11x1xxxx10xxxxx		SME2 Multi-vector - Multiple Array Vectors (Four registers)
10	1xx00xxxxxxxxxxx		SME2 Multi-vector - Indexed (One register)
10	1xx01xxxx0xxxxx		SME2 Multi-vector - Indexed (Two registers)
10	1xx01xxxx1xxxxx		SME2 Multi-vector - Indexed (Four registers)
10	1xx10xxxx10100x		SME2 Multi-vector - Multiple and Single SVE Destructive (Two registers)
10	1xx10xxxx10101x	xxxx0x	SME2 Multi-vector - Multiple and Single SVE Destructive (Four registers)
10	1xx10xxxx10101x	xxxx1x	UNALLOCATED
10	1xx11xxxx1010xx		UNALLOCATED
10	1xx1xxx00101110	xxxx0x	SME2 Multi-vector - Multiple Vectors SVE Destructive (Four registers)
10	1xx1xxx00101111	xxxx0x	SME2 Multi-vector - Multiple Vectors SVE Saturating Multiply (Four registers)
10	1xx1xxx0010111x	xxxx1x	UNALLOCATED
10	1xx1xxx1010111x		UNALLOCATED
10	1xx1xxx01011100		SME2 Multi-vector - Multiple Vectors SVE Destructive (Two registers)
10	1xx1xxx01011101		SME2 Multi-vector - Multiple Vectors SVE Saturating Multiply (Two registers)
10	1xx1xxx011111xx		UNALLOCATED
10	1xx1xxx11x11xx		UNALLOCATED
10	1xx1xxxxx100xxx		SME2 Multi-vector - SVE Select
10	1xx1xxxxx110xxx		SME2 Multi-vector - SVE Constructive Binary
10	1xx1xxxxx111000		SME2 Multi-vector - SVE Constructive Unary

10	1xx1xxxxx111001	0xxxx0	SME2 Multi-vector - FP Multiply
10	1xx1xxxxx111001	0xxxx1	UNALLOCATED
10	1xx1xxxxx111001	1xxxxx	UNALLOCATED
10	1xx1xxxxx111010	0xxxx0	SME2 Multiple and Single Vector - FP multiply
10	1xx1xxxxx111010	0xxxx1	UNALLOCATED
10	1xx1xxxxx111010	1xxxxx	UNALLOCATED
10	1xx1xxxxx111011		UNALLOCATED
11			SME Memory

SME2 Quarter Tile Outer Product - 16-bit and 32-bit

The encodings in this section are decoded from [SME encodings](#).

31	30	29	28	27	26	25	24	23	22	21	20	19	18	17	16	15	14	13	12	11	10	9	8	7	6	5	4	3	2	1	0
1	0	0	0	0	0	0	op0	0	0	op1					0	op2	0	0	0	0	0				0	op3	0	op4			

Decode fields					Instruction details
op0	op1	op2	op3	op4	
0	0	0	x0		SME2 FP32 non-widening quarter tile outer product
0	0	0	x1	0	UNALLOCATED
0	1	0	00		SME2 FP8 to FP32 quarter tile outer product
0	1	0	01	0	SME2 FP8 to FP16 quarter tile outer product
0	1	0	10	1	UNALLOCATED
0	1	0	1x	0	UNALLOCATED
1	0	0	x0		SME2 BF16 to FP32 quarter tile outer product
1	0	0	x1	0	SME2 FP16 non-widening quarter tile outer product
1	1	0	x0		SME2 FP16 to FP32 quarter tile outer product
1	1	0	x1	0	SME2 BF16 non-widening quarter tile outer product
	0	1	x1		SME2 Int16 to Int32 quarter tile outer product
	1	1	x1		UNALLOCATED
		0	x1	1	UNALLOCATED
		1	x0		SME2 Int8 to Int32 quarter tile outer product

SME2 FP32 non-widening quarter tile outer product

The encodings in this section are decoded from [SME2 Quarter Tile Outer Product - 16-bit and 32-bit](#).

31	30	29	28	27	26	25	24	23	22	21	20	19	18	17	16	15	14	13	12	11	10	9	8	7	6	5	4	3	2	1	0
1	0	0	0	0	0	0	0	0	0	0	M		Zm		0	0	0	0	0	0	0	N		Zn		0	S	0	0	ZAda	

Decode fields			Instruction Details	Feature
M	N	S		
0	0	0	FMOP4A (non-widening) — Single-precision, single vectors	FEAT_SME_MOP4
0	0	1	FMOP4S (non-widening) — Single-precision, single vectors	FEAT_SME_MOP4
0	1	0	FMOP4A (non-widening) — Single-precision, multiple and single vectors	FEAT_SME_MOP4
0	1	1	FMOP4S (non-widening) — Single-precision, multiple and single vectors	FEAT_SME_MOP4
1	0	0	FMOP4A (non-widening) — Single-precision, single and multiple vectors	FEAT_SME_MOP4
1	0	1	FMOP4S (non-widening) — Single-precision, single and multiple vectors	FEAT_SME_MOP4
1	1	0	FMOP4A (non-widening) — Single-precision, multiple vectors	FEAT_SME_MOP4
1	1	1	FMOP4S (non-widening) — Single-precision, multiple vectors	FEAT_SME_MOP4

SME2 FP8 to FP32 quarter tile outer product

The encodings in this section are decoded from [SME2 Quarter Tile Outer Product - 16-bit and 32-bit](#).

31	30	29	28	27	26	25	24	23	22	21	20	19	18	17	16	15	14	13	12	11	10	9	8	7	6	5	4	3	2	1	0
1	0	0	0	0	0	0	0	0	0	1	M		Zm		0	0	0	0	0	0	0	N		Zn		0	0	0	0	Z	Ada

Decode fields		Instruction Details	Feature
M	N		
0	0	FMOP4A (widening, 4-way) — Single vectors	FEAT_SME_MOP4 && FEAT_SME_F8F32
0	1	FMOP4A (widening, 4-way) — Multiple and single vectors	FEAT_SME_MOP4 && FEAT_SME_F8F32
1	0	FMOP4A (widening, 4-way) — Single and multiple vectors	FEAT_SME_MOP4 && FEAT_SME_F8F32
1	1	FMOP4A (widening, 4-way) — Multiple vectors	FEAT_SME_MOP4 && FEAT_SME_F8F32

SME2 FP8 to FP16 quarter tile outer product

The encodings in this section are decoded from [SME2 Quarter Tile Outer Product - 16-bit and 32-bit](#).

31	30	29	28	27	26	25	24	23	22	21	20	19	18	17	16	15	14	13	12	11	10	9	8	7	6	5	4	3	2	1	0
1	0	0	0	0	0	0	0	0	0	1	M		Zm		0	0	0	0	0	0	0	N		Zn		0	0	1	0	0	ZA

Decode fields			Instruction Details	Feature
M	N			
0	0		FMOP4A (widening, 2-way, FP8 to FP16) — Single vectors	FEAT_SME_MOP4 && FEAT_SME_F8F16
0	1		FMOP4A (widening, 2-way, FP8 to FP16) — Multiple and single vectors	FEAT_SME_MOP4 && FEAT_SME_F8F16
1	0		FMOP4A (widening, 2-way, FP8 to FP16) — Single and multiple vectors	FEAT_SME_MOP4 && FEAT_SME_F8F16
1	1		FMOP4A (widening, 2-way, FP8 to FP16) — Multiple vectors	FEAT_SME_MOP4 && FEAT_SME_F8F16

SME2 BF16 to FP32 quarter tile outer product

The encodings in this section are decoded from [SME2 Quarter Tile Outer Product - 16-bit and 32-bit](#).

31	30	29	28	27	26	25	24	23	22	21	20	19	18	17	16	15	14	13	12	11	10	9	8	7	6	5	4	3	2	1	0
1	0	0	0	0	0	0	1	0	0	0	M		Zm		0	0	0	0	0	0	0	N		Zn		0	S	0	0	Z	Ada

Decode fields			Instruction Details	Feature
M	N	S		
0	0	0	BFMOP4A (widening) — Single vectors	FEAT_SME_MOP4
0	0	1	BFMOP4S (widening) — Single vectors	FEAT_SME_MOP4
0	1	0	BFMOP4A (widening) — Multiple and single vectors	FEAT_SME_MOP4
0	1	1	BFMOP4S (widening) — Multiple and single vectors	FEAT_SME_MOP4
1	0	0	BFMOP4A (widening) — Single and multiple vectors	FEAT_SME_MOP4
1	0	1	BFMOP4S (widening) — Single and multiple vectors	FEAT_SME_MOP4
1	1	0	BFMOP4A (widening) — Multiple vectors	FEAT_SME_MOP4
1	1	1	BFMOP4S (widening) — Multiple vectors	FEAT_SME_MOP4

SME2 FP16 non-widening quarter tile outer product

The encodings in this section are decoded from [SME2 Quarter Tile Outer Product - 16-bit and 32-bit](#).

31	30	29	28	27	26	25	24	23	22	21	20	19	18	17	16	15	14	13	12	11	10	9	8	7	6	5	4	3	2	1	0
1	0	0	0	0	0	0	1	0	0	0	M		Zm		0	0	0	0	0	0	0	N		Zn		0	S	1	0	0	ZA

Decode fields			Instruction Details	Feature
M	N	S		
0	0	0	FMOP4A (non-widening) — Half-precision, single vectors	FEAT_SME_MOP4 && FEAT_SME_F16F16

Decode fields			Instruction Details	Feature
M	N	S		
0	0	1	FMOP4S (non-widening) — Half-precision, single vectors	FEAT_SME_MOP4 && FEAT_SME_F16F16
0	1	0	FMOP4A (non-widening) — Half-precision, multiple and single vectors	FEAT_SME_MOP4 && FEAT_SME_F16F16
0	1	1	FMOP4S (non-widening) — Half-precision, multiple and single vectors	FEAT_SME_MOP4 && FEAT_SME_F16F16
1	0	0	FMOP4A (non-widening) — Half-precision, single and multiple vectors	FEAT_SME_MOP4 && FEAT_SME_F16F16
1	0	1	FMOP4S (non-widening) — Half-precision, single and multiple vectors	FEAT_SME_MOP4 && FEAT_SME_F16F16
1	1	0	FMOP4A (non-widening) — Half-precision, multiple vectors	FEAT_SME_MOP4 && FEAT_SME_F16F16
1	1	1	FMOP4S (non-widening) — Half-precision, multiple vectors	FEAT_SME_MOP4 && FEAT_SME_F16F16

SME2 FP16 to FP32 quarter tile outer product

The encodings in this section are decoded from [SME2 Quarter Tile Outer Product - 16-bit and 32-bit](#).

31	30	29	28	27	26	25	24	23	22	21	20	19	18	17	16	15	14	13	12	11	10	9	8	7	6	5	4	3	2	1	0
1	0	0	0	0	0	0	1	0	0	1	M		Zm		0	0	0	0	0	0	0	N		Zn		0	S	0	0	Z	Ada

Decode fields			Instruction Details	Feature
M	N	S		
0	0	0	FMOP4A (widening, 2-way, FP16 to FP32) — Single vectors	FEAT_SME_MOP4
0	0	1	FMOP4S (widening) — Single vectors	FEAT_SME_MOP4
0	1	0	FMOP4A (widening, 2-way, FP16 to FP32) — Multiple and single vectors	FEAT_SME_MOP4
0	1	1	FMOP4S (widening) — Multiple and single vectors	FEAT_SME_MOP4
1	0	0	FMOP4A (widening, 2-way, FP16 to FP32) — Single and multiple vectors	FEAT_SME_MOP4
1	0	1	FMOP4S (widening) — Single and multiple vectors	FEAT_SME_MOP4
1	1	0	FMOP4A (widening, 2-way, FP16 to FP32) — Multiple vectors	FEAT_SME_MOP4
1	1	1	FMOP4S (widening) — Multiple vectors	FEAT_SME_MOP4

SME2 BF16 non-widening quarter tile outer product

The encodings in this section are decoded from [SME2 Quarter Tile Outer Product - 16-bit and 32-bit](#).

31	30	29	28	27	26	25	24	23	22	21	20	19	18	17	16	15	14	13	12	11	10	9	8	7	6	5	4	3	2	1	0
1	0	0	0	0	0	0	1	0	0	1	M		Zm		0	0	0	0	0	0	0	N		Zn		0	S	1	0	0	ZA

Decode fields			Instruction Details	Feature
M	N	S		
0	0	0	BFMOP4A (non-widening) — Single vectors	FEAT_SME_MOP4 && FEAT_SME_B16B16
0	0	1	BFMOP4S (non-widening) — Single vectors	FEAT_SME_MOP4 && FEAT_SME_B16B16
0	1	0	BFMOP4A (non-widening) — Multiple and single vectors	FEAT_SME_MOP4 && FEAT_SME_B16B16
0	1	1	BFMOP4S (non-widening) — Multiple and single vectors	FEAT_SME_MOP4 && FEAT_SME_B16B16
1	0	0	BFMOP4A (non-widening) — Single and multiple vectors	FEAT_SME_MOP4 && FEAT_SME_B16B16
1	0	1	BFMOP4S (non-widening) — Single and multiple vectors	FEAT_SME_MOP4 && FEAT_SME_B16B16
1	1	0	BFMOP4A (non-widening) — Multiple vectors	FEAT_SME_MOP4 && FEAT_SME_B16B16
1	1	1	BFMOP4S (non-widening) — Multiple vectors	FEAT_SME_MOP4 && FEAT_SME_B16B16

SME2 Int16 to Int32 quarter tile outer product

The encodings in this section are decoded from [SME2 Quarter Tile Outer Product - 16-bit and 32-bit](#).

31	30	29	28	27	26	25	24	23	22	21	20	19	18	17	16	15	14	13	12	11	10	9	8	7	6	5	4	3	2	1	0
1	0	0	0	0	0	0	u0	0	0	0	M		Zm		0	1	0	0	0	0	0	N		Zn		0	S	1	0	Z	Ada

Decode fields				Instruction Details	Feature
u0	M	N	S		
0	0	0	0	SMOP4A (2-way) — Single vectors	FEAT_SME_MOP4
0	0	0	1	SMOP4S (2-way) — Single vectors	FEAT_SME_MOP4
0	0	1	0	SMOP4A (2-way) — Multiple and single vectors	FEAT_SME_MOP4
0	0	1	1	SMOP4S (2-way) — Multiple and single vectors	FEAT_SME_MOP4
0	1	0	0	SMOP4A (2-way) — Single and multiple vectors	FEAT_SME_MOP4
0	1	0	1	SMOP4S (2-way) — Single and multiple vectors	FEAT_SME_MOP4
0	1	1	0	SMOP4A (2-way) — Multiple vectors	FEAT_SME_MOP4
0	1	1	1	SMOP4S (2-way) — Multiple vectors	FEAT_SME_MOP4
1	0	0	0	UMOP4A (2-way) — Single vectors	FEAT_SME_MOP4
1	0	0	1	UMOP4S (2-way) — Single vectors	FEAT_SME_MOP4
1	0	1	0	UMOP4A (2-way) — Multiple and single vectors	FEAT_SME_MOP4
1	0	1	1	UMOP4S (2-way) — Multiple and single vectors	FEAT_SME_MOP4
1	1	0	0	UMOP4A (2-way) — Single and multiple vectors	FEAT_SME_MOP4
1	1	0	1	UMOP4S (2-way) — Single and multiple vectors	FEAT_SME_MOP4
1	1	1	0	UMOP4A (2-way) — Multiple vectors	FEAT_SME_MOP4
1	1	1	1	UMOP4S (2-way) — Multiple vectors	FEAT_SME_MOP4

SME2 Int8 to Int32 quarter tile outer product

The encodings in this section are decoded from [SME2 Quarter Tile Outer Product - 16-bit and 32-bit](#).

31	30	29	28	27	26	25	24	23	22	21	20	19	18	17	16	15	14	13	12	11	10	9	8	7	6	5	4	3	2	1	0
1	0	0	0	0	0	0	u0	0	0	u1	M		Zm	0	1	0	0	0	0	0	0	N		Zn	0	S	0	0	ZAda		

Decode fields					Instruction Details	Feature
u0	u1	M	N	S		
0	0	0	0	0	SMOP4A (4-way) — 32-bit, single vectors	FEAT_SME_MOP4
0	0	0	0	1	SMOP4S (4-way) — 32-bit, single vectors	FEAT_SME_MOP4
0	0	0	1	0	SMOP4A (4-way) — 32-bit, multiple and single vectors	FEAT_SME_MOP4
0	0	0	1	1	SMOP4S (4-way) — 32-bit, multiple and single vectors	FEAT_SME_MOP4
0	0	1	0	0	SMOP4A (4-way) — 32-bit, single and multiple vectors	FEAT_SME_MOP4
0	0	1	0	1	SMOP4S (4-way) — 32-bit, single and multiple vectors	FEAT_SME_MOP4
0	0	1	1	0	SMOP4A (4-way) — 32-bit, multiple vectors	FEAT_SME_MOP4
0	0	1	1	1	SMOP4S (4-way) — 32-bit, multiple vectors	FEAT_SME_MOP4
0	1	0	0	0	SUMOP4A — 32-bit, single vectors	FEAT_SME_MOP4
0	1	0	0	1	SUMOP4S — 32-bit, single vectors	FEAT_SME_MOP4
0	1	0	1	0	SUMOP4A — 32-bit, multiple and single vectors	FEAT_SME_MOP4
0	1	0	1	1	SUMOP4S — 32-bit, multiple and single vectors	FEAT_SME_MOP4
0	1	1	0	0	SUMOP4A — 32-bit, single and multiple vectors	FEAT_SME_MOP4
0	1	1	0	1	SUMOP4S — 32-bit, single and multiple vectors	FEAT_SME_MOP4
0	1	1	1	0	SUMOP4A — 32-bit, multiple vectors	FEAT_SME_MOP4
0	1	1	1	1	SUMOP4S — 32-bit, multiple vectors	FEAT_SME_MOP4
1	0	0	0	0	USMOP4A — 32-bit, single vectors	FEAT_SME_MOP4
1	0	0	0	1	USMOP4S — 32-bit, single vectors	FEAT_SME_MOP4
1	0	0	1	0	USMOP4A — 32-bit, multiple and single vectors	FEAT_SME_MOP4
1	0	0	1	1	USMOP4S — 32-bit, multiple and single vectors	FEAT_SME_MOP4
1	0	1	0	0	USMOP4A — 32-bit, single and multiple vectors	FEAT_SME_MOP4
1	0	1	0	1	USMOP4S — 32-bit, single and multiple vectors	FEAT_SME_MOP4
1	0	1	1	0	USMOP4A — 32-bit, multiple vectors	FEAT_SME_MOP4

Decode fields					Instruction Details	Feature
u0	u1	M	N	S		
1	0	1	1	1	USMOP4S — 32-bit, multiple vectors	FEAT_SME_MOP4
1	1	0	0	0	UMOP4A (4-way) — 32-bit, single vectors	FEAT_SME_MOP4
1	1	0	0	1	UMOP4S (4-way) — 32-bit, single vectors	FEAT_SME_MOP4
1	1	0	1	0	UMOP4A (4-way) — 32-bit, multiple and single vectors	FEAT_SME_MOP4
1	1	0	1	1	UMOP4S (4-way) — 32-bit, multiple and single vectors	FEAT_SME_MOP4
1	1	1	0	0	UMOP4A (4-way) — 32-bit, single and multiple vectors	FEAT_SME_MOP4
1	1	1	0	1	UMOP4S (4-way) — 32-bit, single and multiple vectors	FEAT_SME_MOP4
1	1	1	1	0	UMOP4A (4-way) — 32-bit, multiple vectors	FEAT_SME_MOP4
1	1	1	1	1	UMOP4S (4-way) — 32-bit, multiple vectors	FEAT_SME_MOP4

SME2 Sparse Outer Product

The encodings in this section are decoded from [SME encodings](#).

31	30	29	28	27	26	25	24	23	22	21	20	19	18	17	16	15	14	13	12	11	10	9	8	7	6	5	4	3	2	1	0
1	0	0	0	0	0	0	op0	0	1	op1						op2	0	op3										op4	0	op5	

Decode fields						Instruction details	Feature
op0	op1	op2	op3	op4	op5		
0	0	0	0	0		FTMOPA (non-widening) — Single-precision	FEAT_SME_TMOP
0	0	0	0	1	0	UNALLOCATED	-
0	1	0	0	0		FTMOPA (widening, 4-way)	FEAT_SME_TMOP && FEAT_SME_F8F32
0	1	0	0	1	0	FTMOPA (widening, 2-way, FP8 to FP16)	FEAT_SME_TMOP && FEAT_SME_F8F16
1	0	0	0	0		BFTMOPA (widening)	FEAT_SME_TMOP
1	0	0	0	1	0	FTMOPA (non-widening) — Half-precision	FEAT_SME_TMOP && FEAT_SME_F16F16
1	1	0	0	0		FTMOPA (widening, 2-way, FP16 to FP32)	FEAT_SME_TMOP
1	1	0	0	1	0	BFTMOPA (non-widening)	FEAT_SME_TMOP && FEAT_SME_B16B16
	0	1	0	1		SME2 Int16 to Int32 sparse outer product	-
	1	1	0	1		UNALLOCATED	-
		0	0	1	1	UNALLOCATED	-
		1	0	0		SME Int8 to Int32 sparse outer product	-
			1			UNALLOCATED	-

SME2 Int16 to Int32 sparse outer product

The encodings in this section are decoded from [SME2 Sparse Outer Product](#).

31	30	29	28	27	26	25	24	23	22	21	20	19	18	17	16	15	14	13	12	11	10	9	8	7	6	5	4	3	2	1	0
1	0	0	0	0	0	0	u0	0	1	0	Zm			1	0	0	K	Zk	Zn			i2			1	0	ZAda				

Decode fields	Instruction Details	Feature
u0		
0	STMOPA (2-way)	FEAT_SME_TMOP
1	UTMOPA (2-way)	FEAT_SME_TMOP

SME Int8 to Int32 sparse outer product

The encodings in this section are decoded from [SME2 Sparse Outer Product](#).

31	30	29	28	27	26	25	24	23	22	21	20	19	18	17	16	15	14	13	12	11	10	9	8	7	6	5	4	3	2	1	0
1	0	0	0	0	0	0	u0	0	1	u1	Zm					1	0	0	K	Zk	Zn					i2	0	0	ZAda		

Decode fields		Instruction Details	Feature
u0	u1		
0	0	STMOPA (4-way)	FEAT_SME_TMOP
0	1	SUTMOPA	FEAT_SME_TMOP
1	0	USTMOPA	FEAT_SME_TMOP
1	1	UTMOPA (4-way)	FEAT_SME_TMOP

SME FP Outer Product - 32 bit

The encodings in this section are decoded from [SME encodings](#).

31	30	29	28	27	26	25	24	23	22	21	20	19	18	17	16	15	14	13	12	11	10	9	8	7	6	5	4	3	2	1	0
1	0	0	0	0	0	0	op0	1	0	op1																	op2	0	0		

Decode fields			Instruction details	Feature
op0	op1	op2		
0	0		SME FP32 outer product	-
0	1	0	FMOPA (widening, 4-way)	FEAT_SME_F8F32
0	1	1	UNALLOCATED	-
1	0		SME BF16 widening outer product	-
1	1		SME FP16 widening outer product	-

SME FP32 outer product

The encodings in this section are decoded from [SME FP Outer Product - 32 bit](#).

31	30	29	28	27	26	25	24	23	22	21	20	19	18	17	16	15	14	13	12	11	10	9	8	7	6	5	4	3	2	1	0
1	0	0	0	0	0	0	0	1	0	0	Zm					Pm			Pn			Zn					S	0	0	ZAda	

Decode fields		Instruction Details	Feature
S			
0		FMOPA (non-widening)	FEAT_SME
1		FMOPS (non-widening)	FEAT_SME

SME BF16 widening outer product

The encodings in this section are decoded from [SME FP Outer Product - 32 bit](#).

31	30	29	28	27	26	25	24	23	22	21	20	19	18	17	16	15	14	13	12	11	10	9	8	7	6	5	4	3	2	1	0
1	0	0	0	0	0	0	1	1	0	0	Zm					Pm			Pn			Zn					S	0	0	ZAda	

Decode fields		Instruction Details	Feature
S			
0		BFMOPA (widening)	FEAT_SME
1		BFMOPS (widening)	FEAT_SME

SME FP16 widening outer product

The encodings in this section are decoded from [SME FP Outer Product - 32 bit](#).

31	30	29	28	27	26	25	24	23	22	21	20	19	18	17	16	15	14	13	12	11	10	9	8	7	6	5	4	3	2	1	0
1	0	0	0	0	0	0	1	1	0	1	Zm					Pm			Pn			Zn					S	0	0	ZAda	

Decode fields S	Instruction Details	Feature
0	FMOPA (widening, 2-way, FP16 to FP32)	FEAT_SME
1	FMOPS (widening)	FEAT_SME

SME2 Outer Product - Misc

The encodings in this section are decoded from [SME encodings](#).

31	30	29	28	27	26	25	24	23	22	21	20	19	18	17	16	15	14	13	12	11	10	9	8	7	6	5	4	3	2	1	0	
1	0	0	0	0	0	0	op0	1	0	op1															op2	1	0	op3				

Decode fields op0	Decode fields op1	Decode fields op2	Decode fields op3	Instruction details	Feature
0	0			SME2 32-bit binary outer product	-
0	1	0	0	FMOPA (widening, 2-way, FP8 to FP16)	FEAT_SME_F8F16
0	1	1	0	UNALLOCATED	-
0	1		1	UNALLOCATED	-
1	0		0	SME2 FP16 non-widening outer product	-
1	1		0	SME2 BF16 non-widening outer product	-
1			1	UNALLOCATED	-

SME2 32-bit binary outer product

The encodings in this section are decoded from [SME2 Outer Product - Misc](#).

31	30	29	28	27	26	25	24	23	22	21	20	19	18	17	16	15	14	13	12	11	10	9	8	7	6	5	4	3	2	1	0
1	0	0	0	0	0	0	0	1	0	0	Zm				Pm		Pn		Zn				S	1	0	ZAda					

Decode fields S	Instruction Details	Feature
0	BMOPA	FEAT_SME2
1	BMOPS	FEAT_SME2

SME2 FP16 non-widening outer product

The encodings in this section are decoded from [SME2 Outer Product - Misc](#).

31	30	29	28	27	26	25	24	23	22	21	20	19	18	17	16	15	14	13	12	11	10	9	8	7	6	5	4	3	2	1	0
1	0	0	0	0	0	0	1	1	0	0			Zm				Pm			Pn					Zn		S	1	0	0	ZAda

Decode fields S	Instruction Details	Feature
0	FMOPA (non-widening)	FEAT_SME_F16F16
1	FMOPS (non-widening)	FEAT_SME_F16F16

SME2 BF16 non-widening outer product

The encodings in this section are decoded from [SME2 Outer Product - Misc](#).

31	30	29	28	27	26	25	24	23	22	21	20	19	18	17	16	15	14	13	12	11	10	9	8	7	6	5	4	3	2	1	0
1	0	0	0	0	0	0	1	1	0	1			Zm				Pm			Pn					Zn		S	1	0	0	ZAda

Decode fields	Instruction Details	Feature
S		
0	BFMOPA (non-widening)	FEAT_SME_B16B16
1	BFMOPS (non-widening)	FEAT_SME_B16B16

SME2 Multi-vector - Memory (Contiguous)

The encodings in this section are decoded from [SME encodings](#).

31	30	29	28	27	26	25	24	23	22	21	20	19	18	17	16	15	14	13	12	11	10	9	8	7	6	5	4	3	2	1	0
1	0	1	0	0	0	0	0	0	op0						op1													op2			

Decode fields			Instruction details
op0	op1	op2	
00x	0		SME2 multi-vec contiguous load (scalar plus scalar, two registers)
00x	1	0	SME2 multi-vec contiguous load (scalar plus scalar, four registers)
01x	0		SME2 multi-vec contiguous store (scalar plus scalar, two registers)
01x	1	0	SME2 multi-vec contiguous store (scalar plus scalar, four registers)
0x1	1	1	UNALLOCATED
100	0		SME2 multi-vec contiguous load (scalar plus immediate, two registers)
100	1	0	SME2 multi-vec contiguous load (scalar plus immediate, four registers)
110	0		SME2 multi-vec contiguous store (scalar plus immediate, two registers)
110	1	0	SME2 multi-vec contiguous store (scalar plus immediate, four registers)
1x1			UNALLOCATED
xx0	1	1	UNALLOCATED

SME2 multi-vec contiguous load (scalar plus scalar, two registers)

The encodings in this section are decoded from [SME2 Multi-vector - Memory \(Contiguous\)](#).

31	30	29	28	27	26	25	24	23	22	21	20	19	18	17	16	15	14	13	12	11	10	9	8	7	6	5	4	3	2	1	0
1	0	1	0	0	0	0	0	0	0	0	Rm			0	msz		PNg		Rn				Zt			N					

Decode fields		Instruction Details	Feature
msz	N		
00	0	LD1B (scalar plus scalar, consecutive registers)	FEAT_SME2 FEAT_SVE2p1
00	1	LDNT1B (scalar plus scalar, consecutive registers)	FEAT_SME2 FEAT_SVE2p1
01	0	LD1H (scalar plus scalar, consecutive registers)	FEAT_SME2 FEAT_SVE2p1
01	1	LDNT1H (scalar plus scalar, consecutive registers)	FEAT_SME2 FEAT_SVE2p1
10	0	LD1W (scalar plus scalar, consecutive registers)	FEAT_SME2 FEAT_SVE2p1
10	1	LDNT1W (scalar plus scalar, consecutive registers)	FEAT_SME2 FEAT_SVE2p1
11	0	LD1D (scalar plus scalar, consecutive registers)	FEAT_SME2 FEAT_SVE2p1
11	1	LDNT1D (scalar plus scalar, consecutive registers)	FEAT_SME2 FEAT_SVE2p1

SME2 multi-vec contiguous load (scalar plus scalar, four registers)

The encodings in this section are decoded from [SME2 Multi-vector - Memory \(Contiguous\)](#).

31	30	29	28	27	26	25	24	23	22	21	20	19	18	17	16	15	14	13	12	11	10	9	8	7	6	5	4	3	2	1	0
1	0	1	0	0	0	0	0	0	0	0			Rm			1	msz	PNq										Zt	0	N	

Decode fields		Instruction Details	Feature
msz	N		
00	0	LD1B (scalar plus scalar, consecutive registers)	FEAT_SME2 FEAT_SVE2p1

Decode fields		Instruction Details	Feature
msz	N		
00	1	LDNT1B (scalar plus scalar, consecutive registers)	FEAT_SME2 FEAT_SVE2p1
01	0	LD1H (scalar plus scalar, consecutive registers)	FEAT_SME2 FEAT_SVE2p1
01	1	LDNT1H (scalar plus scalar, consecutive registers)	FEAT_SME2 FEAT_SVE2p1
10	0	LD1W (scalar plus scalar, consecutive registers)	FEAT_SME2 FEAT_SVE2p1
10	1	LDNT1W (scalar plus scalar, consecutive registers)	FEAT_SME2 FEAT_SVE2p1
11	0	LD1D (scalar plus scalar, consecutive registers)	FEAT_SME2 FEAT_SVE2p1
11	1	LDNT1D (scalar plus scalar, consecutive registers)	FEAT_SME2 FEAT_SVE2p1

SME2 multi-vec contiguous store (scalar plus scalar, two registers)

The encodings in this section are decoded from [SME2 Multi-vector - Memory \(Contiguous\)](#).

31	30	29	28	27	26	25	24	23	22	21	20	19	18	17	16	15	14	13	12	11	10	9	8	7	6	5	4	3	2	1	0
1	0	1	0	0	0	0	0	0	0	1	Rm				0	msz	PNg		Rn				Zt								N

Decode fields		Instruction Details	Feature
msz	N		
00	0	ST1B (scalar plus scalar, consecutive registers)	FEAT_SME2 FEAT_SVE2p1
00	1	STNT1B (scalar plus scalar, consecutive registers)	FEAT_SME2 FEAT_SVE2p1
01	0	ST1H (scalar plus scalar, consecutive registers)	FEAT_SME2 FEAT_SVE2p1
01	1	STNT1H (scalar plus scalar, consecutive registers)	FEAT_SME2 FEAT_SVE2p1
10	0	ST1W (scalar plus scalar, consecutive registers)	FEAT_SME2 FEAT_SVE2p1
10	1	STNT1W (scalar plus scalar, consecutive registers)	FEAT_SME2 FEAT_SVE2p1
11	0	ST1D (scalar plus scalar, consecutive registers)	FEAT_SME2 FEAT_SVE2p1
11	1	STNT1D (scalar plus scalar, consecutive registers)	FEAT_SME2 FEAT_SVE2p1

SME2 multi-vec contiguous store (scalar plus scalar, four registers)

The encodings in this section are decoded from [SME2 Multi-vector - Memory \(Contiguous\)](#).

31	30	29	28	27	26	25	24	23	22	21	20	19	18	17	16	15	14	13	12	11	10	9	8	7	6	5	4	3	2	1	0
1	0	1	0	0	0	0	0	0	0	1	Rm				1	msz	PNq		Rn				Zt						0	N	

Decode fields		Instruction Details	Feature
msz	N		
00	0	ST1B (scalar plus scalar, consecutive registers)	FEAT_SME2 FEAT_SVE2p1
00	1	STNT1B (scalar plus scalar, consecutive registers)	FEAT_SME2 FEAT_SVE2p1
01	0	ST1H (scalar plus scalar, consecutive registers)	FEAT_SME2 FEAT_SVE2p1
01	1	STNT1H (scalar plus scalar, consecutive registers)	FEAT_SME2 FEAT_SVE2p1
10	0	ST1W (scalar plus scalar, consecutive registers)	FEAT_SME2 FEAT_SVE2p1
10	1	STNT1W (scalar plus scalar, consecutive registers)	FEAT_SME2 FEAT_SVE2p1
11	0	ST1D (scalar plus scalar, consecutive registers)	FEAT_SME2 FEAT_SVE2p1
11	1	STNT1D (scalar plus scalar, consecutive registers)	FEAT_SME2 FEAT_SVE2p1

SME2 multi-vec contiguous load (scalar plus immediate, two registers)

The encodings in this section are decoded from [SME2 Multi-vector - Memory \(Contiguous\)](#).

31	30	29	28	27	26	25	24	23	22	21	20	19	18	17	16	15	14	13	12	11	10	9	8	7	6	5	4	3	2	1	0
1	0	1	0	0	0	0	0	0	1	0	0	imm4				0	msz	PNg		Rn				Zt		N					

Decode fields		Instruction Details	Feature
msz	N		
00	0	LD1B (scalar plus immediate, consecutive registers)	FEAT_SME2 FEAT_SVE2p1
00	1	LDNT1B (scalar plus immediate, consecutive registers)	FEAT_SME2 FEAT_SVE2p1
01	0	LD1H (scalar plus immediate, consecutive registers)	FEAT_SME2 FEAT_SVE2p1
01	1	LDNT1H (scalar plus immediate, consecutive registers)	FEAT_SME2 FEAT_SVE2p1
10	0	LD1W (scalar plus immediate, consecutive registers)	FEAT_SME2 FEAT_SVE2p1
10	1	LDNT1W (scalar plus immediate, consecutive registers)	FEAT_SME2 FEAT_SVE2p1
11	0	LD1D (scalar plus immediate, consecutive registers)	FEAT_SME2 FEAT_SVE2p1
11	1	LDNT1D (scalar plus immediate, consecutive registers)	FEAT_SME2 FEAT_SVE2p1

SME2 multi-vec contiguous load (scalar plus immediate, four registers)

The encodings in this section are decoded from [SME2 Multi-vector - Memory \(Contiguous\)](#).

31	30	29	28	27	26	25	24	23	22	21	20	19	18	17	16	15	14	13	12	11	10	9	8	7	6	5	4	3	2	1	0
1	0	1	0	0	0	0	0	0	1	0	0	imm4			1	msz	PNg		Rn				Zt		0	N					

Decode fields		Instruction Details	Feature
msz	N		
00	0	LD1B (scalar plus immediate, consecutive registers)	FEAT_SME2 FEAT_SVE2p1
00	1	LDNT1B (scalar plus immediate, consecutive registers)	FEAT_SME2 FEAT_SVE2p1
01	0	LD1H (scalar plus immediate, consecutive registers)	FEAT_SME2 FEAT_SVE2p1
01	1	LDNT1H (scalar plus immediate, consecutive registers)	FEAT_SME2 FEAT_SVE2p1
10	0	LD1W (scalar plus immediate, consecutive registers)	FEAT_SME2 FEAT_SVE2p1
10	1	LDNT1W (scalar plus immediate, consecutive registers)	FEAT_SME2 FEAT_SVE2p1
11	0	LD1D (scalar plus immediate, consecutive registers)	FEAT_SME2 FEAT_SVE2p1
11	1	LDNT1D (scalar plus immediate, consecutive registers)	FEAT_SME2 FEAT_SVE2p1

SME2 multi-vec contiguous store (scalar plus immediate, two registers)

The encodings in this section are decoded from [SME2 Multi-vector - Memory \(Contiguous\)](#).

31	30	29	28	27	26	25	24	23	22	21	20	19	18	17	16	15	14	13	12	11	10	9	8	7	6	5	4	3	2	1	0
1	0	1	0	0	0	0	0	0	1	1	0	imm4			0	msz	PNg		Rn				Zt		N						

Decode fields		Instruction Details	Feature
msz	N		
00	0	ST1B (scalar plus immediate, consecutive registers)	FEAT_SME2 FEAT_SVE2p1
00	1	STNT1B (scalar plus immediate, consecutive registers)	FEAT_SME2 FEAT_SVE2p1
01	0	ST1H (scalar plus immediate, consecutive registers)	FEAT_SME2 FEAT_SVE2p1
01	1	STNT1H (scalar plus immediate, consecutive registers)	FEAT_SME2 FEAT_SVE2p1
10	0	ST1W (scalar plus immediate, consecutive registers)	FEAT_SME2 FEAT_SVE2p1
10	1	STNT1W (scalar plus immediate, consecutive registers)	FEAT_SME2 FEAT_SVE2p1
11	0	ST1D (scalar plus immediate, consecutive registers)	FEAT_SME2 FEAT_SVE2p1
11	1	STNT1D (scalar plus immediate, consecutive registers)	FEAT_SME2 FEAT_SVE2p1

SME2 multi-vec contiguous store (scalar plus immediate, four registers)

The encodings in this section are decoded from [SME2 Multi-vector - Memory \(Contiguous\)](#).

31	30	29	28	27	26	25	24	23	22	21	20	19	18	17	16	15	14	13	12	11	10	9	8	7	6	5	4	3	2	1	0
1	0	1	0	0	0	0	0	0	1	1	0	imm4			1	msz	PNg		Rn				Zt		0	N					

Decode fields		Instruction Details	Feature
msz	N		
00	0	ST1B (scalar plus immediate, consecutive registers)	FEAT_SME2 FEAT_SVE2p1
00	1	STNT1B (scalar plus immediate, consecutive registers)	FEAT_SME2 FEAT_SVE2p1
01	0	ST1H (scalar plus immediate, consecutive registers)	FEAT_SME2 FEAT_SVE2p1
01	1	STNT1H (scalar plus immediate, consecutive registers)	FEAT_SME2 FEAT_SVE2p1
10	0	ST1W (scalar plus immediate, consecutive registers)	FEAT_SME2 FEAT_SVE2p1
10	1	STNT1W (scalar plus immediate, consecutive registers)	FEAT_SME2 FEAT_SVE2p1
11	0	ST1D (scalar plus immediate, consecutive registers)	FEAT_SME2 FEAT_SVE2p1
11	1	STNT1D (scalar plus immediate, consecutive registers)	FEAT_SME2 FEAT_SVE2p1

SME2 Multi-vector - Memory (Strided)

The encodings in this section are decoded from [SME encodings](#).

31	30	29	28	27	26	25	24	23	22	21	20	19	18	17	16	15	14	13	12	11	10	9	8	7	6	5	4	3	2	1	0
1	0	1	0	0	0	0	1	0	op0				op1																op2		

Decode fields			Instruction details
op0	op1	op2	
00x	0		SME2 multi-vec non-contiguous load (scalar plus scalar, two registers)
00x	1	0	SME2 multi-vec non-contiguous load (scalar plus scalar, four registers)
01x	0		SME2 multi-vec non-contiguous store (scalar plus scalar, two registers)
01x	1	0	SME2 multi-vec non-contiguous store (scalar plus scalar, four registers)
0x1	1	1	UNALLOCATED
100	0		SME2 multi-vec non-contiguous load (scalar plus immediate, two registers)
100	1	0	SME2 multi-vec non-contiguous load (scalar plus immediate, four registers)
110	0		SME2 multi-vec non-contiguous store (scalar plus immediate, two registers)
110	1	0	SME2 multi-vec non-contiguous store (scalar plus immediate, four registers)
1x1			UNALLOCATED
xx0	1	1	UNALLOCATED

SME2 multi-vec non-contiguous load (scalar plus scalar, two registers)

The encodings in this section are decoded from [SME2 Multi-vector - Memory \(Strided\)](#).

31	30	29	28	27	26	25	24	23	22	21	20	19	18	17	16	15	14	13	12	11	10	9	8	7	6	5	4	3	2	1	0
1	0	1	0	0	0	0	1	0	0	0	Rm				0	msz	PNg				Rn				T	N	Zt				

Decode fields		Instruction Details	Feature
msz	N		
00	0	LD1B (scalar plus scalar, strided registers)	FEAT_SME2
00	1	LDNT1B (scalar plus scalar, strided registers)	FEAT_SME2
01	0	LD1H (scalar plus scalar, strided registers)	FEAT_SME2
01	1	LDNT1H (scalar plus scalar, strided registers)	FEAT_SME2
10	0	LD1W (scalar plus scalar, strided registers)	FEAT_SME2
10	1	LDNT1W (scalar plus scalar, strided registers)	FEAT_SME2
11	0	LD1D (scalar plus scalar, strided registers)	FEAT_SME2
11	1	LDNT1D (scalar plus scalar, strided registers)	FEAT_SME2

SME2 multi-vec non-contiguous load (scalar plus scalar, four registers)

The encodings in this section are decoded from [SME2 Multi-vector - Memory \(Strided\)](#).

31	30	29	28	27	26	25	24	23	22	21	20	19	18	17	16	15	14	13	12	11	10	9	8	7	6	5	4	3	2	1	0
1	0	1	0	0	0	0	1	0	0	0	Rm					1	msz	PNg			Rn				T	N	0	Zt			

Decode fields		Instruction Details	Feature
msz	N		
00	0	LD1B (scalar plus scalar, strided registers)	FEAT_SME2
00	1	LDNT1B (scalar plus scalar, strided registers)	FEAT_SME2
01	0	LD1H (scalar plus scalar, strided registers)	FEAT_SME2
01	1	LDNT1H (scalar plus scalar, strided registers)	FEAT_SME2
10	0	LD1W (scalar plus scalar, strided registers)	FEAT_SME2
10	1	LDNT1W (scalar plus scalar, strided registers)	FEAT_SME2
11	0	LD1D (scalar plus scalar, strided registers)	FEAT_SME2
11	1	LDNT1D (scalar plus scalar, strided registers)	FEAT_SME2

SME2 multi-vec non-contiguous store (scalar plus scalar, two registers)

The encodings in this section are decoded from [SME2 Multi-vector - Memory \(Strided\)](#).

31	30	29	28	27	26	25	24	23	22	21	20	19	18	17	16	15	14	13	12	11	10	9	8	7	6	5	4	3	2	1	0
1	0	1	0	0	0	0	1	0	0	1	Rm					0	msz	PNg			Rn				T	N	Zt				

Decode fields		Instruction Details	Feature
msz	N		
00	0	ST1B (scalar plus scalar, strided registers)	FEAT_SME2
00	1	STNT1B (scalar plus scalar, strided registers)	FEAT_SME2
01	0	ST1H (scalar plus scalar, strided registers)	FEAT_SME2
01	1	STNT1H (scalar plus scalar, strided registers)	FEAT_SME2
10	0	ST1W (scalar plus scalar, strided registers)	FEAT_SME2
10	1	STNT1W (scalar plus scalar, strided registers)	FEAT_SME2
11	0	ST1D (scalar plus scalar, strided registers)	FEAT_SME2
11	1	STNT1D (scalar plus scalar, strided registers)	FEAT_SME2

SME2 multi-vec non-contiguous store (scalar plus scalar, four registers)

The encodings in this section are decoded from [SME2 Multi-vector - Memory \(Strided\)](#).

31	30	29	28	27	26	25	24	23	22	21	20	19	18	17	16	15	14	13	12	11	10	9	8	7	6	5	4	3	2	1	0
1	0	1	0	0	0	0	1	0	0	1	Rm					1	msz	PNg			Rn				T	N	0	Zt			

Decode fields		Instruction Details	Feature
msz	N		
00	0	ST1B (scalar plus scalar, strided registers)	FEAT_SME2
00	1	STNT1B (scalar plus scalar, strided registers)	FEAT_SME2
01	0	ST1H (scalar plus scalar, strided registers)	FEAT_SME2
01	1	STNT1H (scalar plus scalar, strided registers)	FEAT_SME2
10	0	ST1W (scalar plus scalar, strided registers)	FEAT_SME2
10	1	STNT1W (scalar plus scalar, strided registers)	FEAT_SME2
11	0	ST1D (scalar plus scalar, strided registers)	FEAT_SME2
11	1	STNT1D (scalar plus scalar, strided registers)	FEAT_SME2

SME2 multi-vec non-contiguous load (scalar plus immediate, two registers)

The encodings in this section are decoded from [SME2 Multi-vector - Memory \(Strided\)](#).

31	30	29	28	27	26	25	24	23	22	21	20	19	18	17	16	15	14	13	12	11	10	9	8	7	6	5	4	3	2	1	0
1	0	1	0	0	0	0	1	0	1	0	0	imm4			0	msz	PNg		Rn				T		N	Zt					

Decode fields		Instruction Details	Feature
msz	N		
00	0	LD1B (scalar plus immediate, strided registers)	FEAT_SME2
00	1	LDNT1B (scalar plus immediate, strided registers)	FEAT_SME2
01	0	LD1H (scalar plus immediate, strided registers)	FEAT_SME2
01	1	LDNT1H (scalar plus immediate, strided registers)	FEAT_SME2
10	0	LD1W (scalar plus immediate, strided registers)	FEAT_SME2
10	1	LDNT1W (scalar plus immediate, strided registers)	FEAT_SME2
11	0	LD1D (scalar plus immediate, strided registers)	FEAT_SME2
11	1	LDNT1D (scalar plus immediate, strided registers)	FEAT_SME2

SME2 multi-vec non-contiguous load (scalar plus immediate, four registers)

The encodings in this section are decoded from [SME2 Multi-vector - Memory \(Strided\)](#).

31	30	29	28	27	26	25	24	23	22	21	20	19	18	17	16	15	14	13	12	11	10	9	8	7	6	5	4	3	2	1	0
1	0	1	0	0	0	0	1	0	1	0	0	imm4			1	msz	PNg		Rn				T		N	0	Zt				

Decode fields		Instruction Details	Feature
msz	N		
00	0	LD1B (scalar plus immediate, strided registers)	FEAT_SME2
00	1	LDNT1B (scalar plus immediate, strided registers)	FEAT_SME2
01	0	LD1H (scalar plus immediate, strided registers)	FEAT_SME2
01	1	LDNT1H (scalar plus immediate, strided registers)	FEAT_SME2
10	0	LD1W (scalar plus immediate, strided registers)	FEAT_SME2
10	1	LDNT1W (scalar plus immediate, strided registers)	FEAT_SME2
11	0	LD1D (scalar plus immediate, strided registers)	FEAT_SME2
11	1	LDNT1D (scalar plus immediate, strided registers)	FEAT_SME2

SME2 multi-vec non-contiguous store (scalar plus immediate, two registers)

The encodings in this section are decoded from [SME2 Multi-vector - Memory \(Strided\)](#).

31	30	29	28	27	26	25	24	23	22	21	20	19	18	17	16	15	14	13	12	11	10	9	8	7	6	5	4	3	2	1	0
1	0	1	0	0	0	0	1	0	1	1	0	imm4			0	msz	PNg		Rn				T		N	Zt					

Decode fields		Instruction Details	Feature
msz	N		
00	0	ST1B (scalar plus immediate, strided registers)	FEAT_SME2
00	1	STNT1B (scalar plus immediate, strided registers)	FEAT_SME2
01	0	ST1H (scalar plus immediate, strided registers)	FEAT_SME2
01	1	STNT1H (scalar plus immediate, strided registers)	FEAT_SME2
10	0	ST1W (scalar plus immediate, strided registers)	FEAT_SME2
10	1	STNT1W (scalar plus immediate, strided registers)	FEAT_SME2
11	0	ST1D (scalar plus immediate, strided registers)	FEAT_SME2
11	1	STNT1D (scalar plus immediate, strided registers)	FEAT_SME2

SME2 multi-vec non-contiguous store (scalar plus immediate, four registers)

The encodings in this section are decoded from [SME2 Multi-vector - Memory \(Strided\)](#).

31	30	29	28	27	26	25	24	23	22	21	20	19	18	17	16	15	14	13	12	11	10	9	8	7	6	5	4	3	2	1	0
1	0	1	0	0	0	0	1	0	1	1	0	imm4				1	msz		PNg		Rn				T	N	0	Zt			

Decode fields		Instruction Details	Feature
msz	N		
00	0	ST1B (scalar plus immediate, strided registers)	FEAT_SME2
00	1	STNT1B (scalar plus immediate, strided registers)	FEAT_SME2
01	0	ST1H (scalar plus immediate, strided registers)	FEAT_SME2
01	1	STNT1H (scalar plus immediate, strided registers)	FEAT_SME2
10	0	ST1W (scalar plus immediate, strided registers)	FEAT_SME2
10	1	STNT1W (scalar plus immediate, strided registers)	FEAT_SME2
11	0	ST1D (scalar plus immediate, strided registers)	FEAT_SME2
11	1	STNT1D (scalar plus immediate, strided registers)	FEAT_SME2

SME Integer Outer Product - 32 bit

The encodings in this section are decoded from [SME encodings](#).

31	30	29	28	27	26	25	24	23	22	21	20	19	18	17	16	15	14	13	12	11	10	9	8	7	6	5	4	3	2	1	0
1	0	1	0	0	0	0		1	0	op0																	op1	0			

Decode fields		Instruction details
op0	op1	
0	1	SME2 Int16 two-way outer product
1	1	UNALLOCATED
	0	SME Int8 outer product

SME2 Int16 two-way outer product

The encodings in this section are decoded from [SME Integer Outer Product - 32 bit](#).

31	30	29	28	27	26	25	24	23	22	21	20	19	18	17	16	15	14	13	12	11	10	9	8	7	6	5	4	3	2	1	0
1	0	1	0	0	0	0	u0	1	0	0	Zm				Pm		Pn		Zn				S	1	0	ZAda					

Decode fields		Instruction Details	Feature
u0	S		
0	0	SMOPA (2-way)	FEAT_SME2
0	1	SMOPS (2-way)	FEAT_SME2
1	0	UMOPA (2-way)	FEAT_SME2
1	1	UMOPS (2-way)	FEAT_SME2

SME Int8 outer product

The encodings in this section are decoded from [SME Integer Outer Product - 32 bit](#).

31	30	29	28	27	26	25	24	23	22	21	20	19	18	17	16	15	14	13	12	11	10	9	8	7	6	5	4	3	2	1	0
1	0	1	0	0	0	0	u0	1	0	u1	Zm				Pm		Pn		Zn				S	0	0	ZAda					

Decode fields			Instruction Details	Feature
u0	u1	S		
0	0	0	SMOPA (4-way)	FEAT_SME
0	0	1	SMOPS (4-way)	FEAT_SME
0	1	0	SUMOPA (4-way)	FEAT_SME
0	1	1	SUMOPS	FEAT_SME
1	0	0	USMOPA (4-way)	FEAT_SME

Decode fields			Instruction Details	Feature
u0	u1	S		
1	0	1	USMOPS	FEAT_SME
1	1	0	UMOPA (4-way)	FEAT_SME
1	1	1	UMOPS (4-way)	FEAT_SME

SME2 Quarter Tile Outer Product - 64-bit

The encodings in this section are decoded from [SME encodings](#).

31	30	29	28	27	26	25	24	23	22	21	20	19	18	17	16	15	14	13	12	11	10	9	8	7	6	5	4	3	2	1	0
1	0	op0	0	0	0	0	op1	1	1	op2					0	0	0	0	0	0	0				0			1			

Decode fields			Instruction details
op0	op1	op2	
0	0	0	SME2 FP64 non-widening quarter tile outer product
0	0	1	UNALLOCATED
0	1		UNALLOCATED
1			SME2 Int16 to Int64 quarter tile outer product

SME2 FP64 non-widening quarter tile outer product

The encodings in this section are decoded from [SME2 Quarter Tile Outer Product - 64-bit](#).

31	30	29	28	27	26	25	24	23	22	21	20	19	18	17	16	15	14	13	12	11	10	9	8	7	6	5	4	3	2	1	0
1	0	0	0	0	0	0	0	1	1	0	M		Zm		0	0	0	0	0	0	0	N		Zn		0	S	1		ZAda	

Decode fields			Instruction Details	Feature
M	N	S		
0	0	0	FMOP4A (non-widening) — Double-precision, single vectors	FEAT_SME_MOP4 && FEAT_SME_F64F64
0	0	1	FMOP4S (non-widening) — Double-precision, single vectors	FEAT_SME_MOP4 && FEAT_SME_F64F64
0	1	0	FMOP4A (non-widening) — Double-precision, multiple and single vectors	FEAT_SME_MOP4 && FEAT_SME_F64F64
0	1	1	FMOP4S (non-widening) — Double-precision, multiple and single vectors	FEAT_SME_MOP4 && FEAT_SME_F64F64
1	0	0	FMOP4A (non-widening) — Double-precision, single and multiple vectors	FEAT_SME_MOP4 && FEAT_SME_F64F64
1	0	1	FMOP4S (non-widening) — Double-precision, single and multiple vectors	FEAT_SME_MOP4 && FEAT_SME_F64F64
1	1	0	FMOP4A (non-widening) — Double-precision, multiple vectors	FEAT_SME_MOP4 && FEAT_SME_F64F64
1	1	1	FMOP4S (non-widening) — Double-precision, multiple vectors	FEAT_SME_MOP4 && FEAT_SME_F64F64

SME2 Int16 to Int64 quarter tile outer product

The encodings in this section are decoded from [SME2 Quarter Tile Outer Product - 64-bit](#).

31	30	29	28	27	26	25	24	23	22	21	20	19	18	17	16	15	14	13	12	11	10	9	8	7	6	5	4	3	2	1	0
1	0	1	0	0	0	0	u0	1	1	u1	M		Zm		0	0	0	0	0	0	0	N		Zn		0	S	1		ZAda	

Decode fields					Instruction Details	Feature
u0	u1	M	N	S		
0	0	0	0	0	SMOP4A (4-way) — 64-bit, single vectors	FEAT_SME_MOP4 && FEAT_SME_I16I64
0	0	0	0	1	SMOP4S (4-way) — 64-bit, single vectors	FEAT_SME_MOP4 && FEAT_SME_I16I64
0	0	0	1	0	SMOP4A (4-way) — 64-bit, multiple and single vectors	FEAT_SME_MOP4 && FEAT_SME_I16I64
0	0	0	1	1	SMOP4S (4-way) — 64-bit, multiple and single vectors	FEAT_SME_MOP4 && FEAT_SME_I16I64
0	0	1	0	0	SMOP4A (4-way) — 64-bit, single and multiple vectors	FEAT_SME_MOP4 && FEAT_SME_I16I64
0	0	1	0	1	SMOP4S (4-way) — 64-bit, single and multiple vectors	FEAT_SME_MOP4 && FEAT_SME_I16I64
0	0	1	1	0	SMOP4A (4-way) — 64-bit, multiple vectors	FEAT_SME_MOP4 && FEAT_SME_I16I64

Decode fields					Instruction Details	Feature
u0	u1	M	N	S		
0	0	1	1	1	SMOP4S (4-way) — 64-bit, multiple vectors	FEAT_SME_MOP4 && FEAT_SME_I16I64
0	1	0	0	0	SUMOP4A — 64-bit, single vectors	FEAT_SME_MOP4 && FEAT_SME_I16I64
0	1	0	0	1	SUMOP4S — 64-bit, single vectors	FEAT_SME_MOP4 && FEAT_SME_I16I64
0	1	0	1	0	SUMOP4A — 64-bit, multiple and single vectors	FEAT_SME_MOP4 && FEAT_SME_I16I64
0	1	0	1	1	SUMOP4S — 64-bit, multiple and single vectors	FEAT_SME_MOP4 && FEAT_SME_I16I64
0	1	1	0	0	SUMOP4A — 64-bit, single and multiple vectors	FEAT_SME_MOP4 && FEAT_SME_I16I64
0	1	1	0	1	SUMOP4S — 64-bit, single and multiple vectors	FEAT_SME_MOP4 && FEAT_SME_I16I64
0	1	1	1	0	SUMOP4A — 64-bit, multiple vectors	FEAT_SME_MOP4 && FEAT_SME_I16I64
0	1	1	1	1	SUMOP4S — 64-bit, multiple vectors	FEAT_SME_MOP4 && FEAT_SME_I16I64
1	0	0	0	0	USMOP4A — 64-bit, single vectors	FEAT_SME_MOP4 && FEAT_SME_I16I64
1	0	0	0	1	USMOP4S — 64-bit, single vectors	FEAT_SME_MOP4 && FEAT_SME_I16I64
1	0	0	1	0	USMOP4A — 64-bit, multiple and single vectors	FEAT_SME_MOP4 && FEAT_SME_I16I64
1	0	0	1	1	USMOP4S — 64-bit, multiple and single vectors	FEAT_SME_MOP4 && FEAT_SME_I16I64
1	0	1	0	0	USMOP4A — 64-bit, single and multiple vectors	FEAT_SME_MOP4 && FEAT_SME_I16I64
1	0	1	0	1	USMOP4S — 64-bit, single and multiple vectors	FEAT_SME_MOP4 && FEAT_SME_I16I64
1	0	1	1	0	USMOP4A — 64-bit, multiple vectors	FEAT_SME_MOP4 && FEAT_SME_I16I64
1	0	1	1	1	USMOP4S — 64-bit, multiple vectors	FEAT_SME_MOP4 && FEAT_SME_I16I64
1	1	0	0	0	UMOP4A (4-way) — 64-bit, single vectors	FEAT_SME_MOP4 && FEAT_SME_I16I64
1	1	0	0	1	UMOP4S (4-way) — 64-bit, single vectors	FEAT_SME_MOP4 && FEAT_SME_I16I64
1	1	0	1	0	UMOP4A (4-way) — 64-bit, multiple and single vectors	FEAT_SME_MOP4 && FEAT_SME_I16I64
1	1	0	1	1	UMOP4S (4-way) — 64-bit, multiple and single vectors	FEAT_SME_MOP4 && FEAT_SME_I16I64
1	1	1	0	0	UMOP4A (4-way) — 64-bit, single and multiple vectors	FEAT_SME_MOP4 && FEAT_SME_I16I64
1	1	1	0	1	UMOP4S (4-way) — 64-bit, single and multiple vectors	FEAT_SME_MOP4 && FEAT_SME_I16I64
1	1	1	1	0	UMOP4A (4-way) — 64-bit, multiple vectors	FEAT_SME_MOP4 && FEAT_SME_I16I64
1	1	1	1	1	UMOP4S (4-way) — 64-bit, multiple vectors	FEAT_SME_MOP4 && FEAT_SME_I16I64

SME Outer Product - 64 bit

The encodings in this section are decoded from [SME encodings](#).

31	30	29	28	27	26	25	24	23	22	21	20	19	18	17	16	15	14	13	12	11	10	9	8	7	6	5	4	3	2	1	0
1	0	op0	0	0	0	0	op1	1	1	op2																		0			

Decode fields			Instruction details
op0	op1	op2	
0	0	0	SME FP64 outer product
0	0	1	UNALLOCATED
0	1		UNALLOCATED
1			SME Int16 outer product

SME FP64 outer product

The encodings in this section are decoded from [SME Outer Product - 64 bit](#).

31	30	29	28	27	26	25	24	23	22	21	20	19	18	17	16	15	14	13	12	11	10	9	8	7	6	5	4	3	2	1	0			
1	0	0	0	0	0	0	0	1	1	0	Zm					Pm					Pn					Zn					S	0	ZAda	

Decode fields		Instruction Details	Feature
S			
0		FMOPA (non-widening)	FEAT_SME_F64F64

Decode fields	Instruction Details	Feature
S		
1	FMOPS (non-widening)	FEAT_SME_F64F64

SME Int16 outer product

The encodings in this section are decoded from [SME Outer Product - 64 bit](#).

31	30	29	28	27	26	25	24	23	22	21	20	19	18	17	16	15	14	13	12	11	10	9	8	7	6	5	4	3	2	1	0
1	0	1	0	0	0	0	u0	1	1	u1	Zm				Pm				Pn				Zn				S	0	ZAda		

Decode fields			Instruction Details	Feature
u0	u1	S		
0	0	0	SMOPA (4-way)	FEAT_SME_I16I64
0	0	1	SMOPS (4-way)	FEAT_SME_I16I64
0	1	0	SUMOPA (4-way)	FEAT_SME_I16I64
0	1	1	SUMOPS	FEAT_SME_I16I64
1	0	0	USMOPA (4-way)	FEAT_SME_I16I64
1	0	1	USMOPS	FEAT_SME_I16I64
1	1	0	UMOPA (4-way)	FEAT_SME_I16I64
1	1	1	UMOPS (4-way)	FEAT_SME_I16I64

SME zero array

The encodings in this section are decoded from [SME encodings](#).

31	30	29	28	27	26	25	24	23	22	21	20	19	18	17	16	15	14	13	12	11	10	9	8	7	6	5	4	3	2	1	0		
1	1	0	0	0	0	0	0	0	0	0	0	1	0	op0																			

Decode fields	Instruction details	Feature
op0		
0000000000	ZERO (tiles)	FEAT_SME
!= 0000000000	UNALLOCATED	-

SME2 Multiple Zero

The encodings in this section are decoded from [SME encodings](#).

31	30	29	28	27	26	25	24	23	22	21	20	19	18	17	16	15	14	13	12	11	10	9	8	7	6	5	4	3	2	1	0
1	1	0	0	0	0	0	0	0	0	0	0	1	1									op0									

Decode fields	Instruction details
op0	
0000000000	SME multiple vectors zero array
!= 0000000000	UNALLOCATED

SME multiple vectors zero array

The encodings in this section are decoded from [SME2 Multiple Zero](#).

31	30	29	28	27	26	25	24	23	22	21	20	19	18	17	16	15	14	13	12	11	10	9	8	7	6	5	4	3	2	1	0
1	1	0	0	0	0	0	0	0	0	0	0	1	1	opc		Rv		0	0	0	0	0	0	0	0	0	0	0	0	opc2	

Decode fields		Instruction Details	Feature
opc	opc2		
x1x	1xx	UNALLOCATED	-
000		ZERO (single-vector) — Two ZA single-vectors	FEAT_SME2p1
001		ZERO (double-vector) — One ZA double-vector	FEAT_SME2p1
010	0xx	ZERO (double-vector) — Two ZA double-vectors	FEAT_SME2p1
011	0xx	ZERO (double-vector) — Four ZA double-vectors	FEAT_SME2p1
100		ZERO (single-vector) — Four ZA single-vectors	FEAT_SME2p1
101	0xx	ZERO (quad-vector) — One ZA quad-vector	FEAT_SME2p1
101	1xx	UNALLOCATED	-
11x	01x	UNALLOCATED	-
110	00x	ZERO (quad-vector) — Two ZA quad-vectors	FEAT_SME2p1
111	00x	ZERO (quad-vector) — Four ZA quad-vectors	FEAT_SME2p1

SME2 zero lookup table

The encodings in this section are decoded from [SME encodings](#).

31	30	29	28	27	26	25	24	23	22	21	20	19	18	17	16	15	14	13	12	11	10	9	8	7	6	5	4	3	2	1	0
1	1	0	0	0	0	0	0	0	1	0	0	1	0	op0										opc							

Decode fields		Instruction Details	Feature
op0	opc		
0000000000000000	0001	ZERO (table)	FEAT_SME2
0000000000000000	!= 0001	UNALLOCATED	-
!= 0000000000000000		UNALLOCATED	-

SME2 Move Lookup Table

The encodings in this section are decoded from [SME encodings](#).

31	30	29	28	27	26	25	24	23	22	21	20	19	18	17	16	15	14	13	12	11	10	9	8	7	6	5	4	3	2	1	0
1	1	0	0	0	0	0	0	0	1	0	0	1	1	op0	op1	op2															

Decode fields			Instruction details
op0	op1	op2	
0	00		SME2 move from lookup table
0	10		UNALLOCATED
1	00		SME2 move into lookup table
1	10	0	SME2 move vector to lookup table
1	10	1	UNALLOCATED
	x1		UNALLOCATED

SME2 move from lookup table

The encodings in this section are decoded from [SME2 Move Lookup Table](#).

31	30	29	28	27	26	25	24	23	22	21	20	19	18	17	16	15	14	13	12	11	10	9	8	7	6	5	4	3	2	1	0
1	1	0	0	0	0	0	0	0	1	0	0	1	1	0	0	0	imm3			opc						Rt					

Decode fields		Instruction Details	Feature
opc			
0011111		MOVT (table to scalar)	FEAT_SME2
!= 0011111		UNALLOCATED	-

SME2 move into lookup table

The encodings in this section are decoded from [SME2 Move Lookup Table](#).

31	30	29	28	27	26	25	24	23	22	21	20	19	18	17	16	15	14	13	12	11	10	9	8	7	6	5	4	3	2	1	0
1	1	0	0	0	0	0	0	0	1	0	0	1	1	1	0	0	imm3			opc					Rt						

Decode fields opc	Instruction Details	Feature
0011111	MOVT (scalar to table)	FEAT_SME2
!= 0011111	UNALLOCATED	-

SME2 move vector to lookup table

The encodings in this section are decoded from [SME2 Move Lookup Table](#).

31	30	29	28	27	26	25	24	23	22	21	20	19	18	17	16	15	14	13	12	11	10	9	8	7	6	5	4	3	2	1	0
1	1	0	0	0	0	0	0	0	1	0	0	1	1	1	1	0	0	off2			opc					Zt					

Decode fields opc	Instruction Details	Feature
0011111	MOVT (vector to table)	FEAT_SME_LUTv2
!= 0011111	UNALLOCATED	-

SME2 Expand Lookup Table (Non-contiguous)

The encodings in this section are decoded from [SME encodings](#).

31	30	29	28	27	26	25	24	23	22	21	20	19	18	17	16	15	14	13	12	11	10	9	8	7	6	5	4	3	2	1	0
1	1	0	0	0	0	0	0	1	0	0	1	1	op0			op1								op2				op3			

Decode fields				Instruction details
op0	op1	op2	op3	
011	00	0	00	SME2 lookup table two source registers expand to four non-contiguous destination registers
011	00	1	00	UNALLOCATED
	10		00	SME2 lookup table expand four non-contiguous registers
	x0		01	UNALLOCATED
	x1		0x	SME2 lookup table expand two non-contiguous registers
			1x	UNALLOCATED
!= 011	00		00	UNALLOCATED

SME2 lookup table two source registers expand to four non-contiguous destination registers

The encodings in this section are decoded from [SME2 Expand Lookup Table \(Non-contiguous\)](#).

31	30	29	28	27	26	25	24	23	22	21	20	19	18	17	16	15	14	13	12	11	10	9	8	7	6	5	4	3	2	1	0
1	1	0	0	0	0	0	0	1	0	0	1	1	0	1	1	0	0	size		opc		Zn			0	D	0	0	Zd		

Decode fields opc	Instruction Details	Feature
00	LUTi4 (four registers, 8-bit)	FEAT_SME2p1 && FEAT_SME_LUTv2
!= 00	UNALLOCATED	-

SME2 lookup table expand four non-contiguous registers

The encodings in this section are decoded from [SME2 Expand Lookup Table \(Non-contiguous\)](#).

31	30	29	28	27	26	25	24	23	22	21	20	19	18	17	16	15	14	13	12	11	10	9	8	7	6	5	4	3	2	1	0
1	1	0	0	0	0	0	0	1	0	0	1	1	opc			1	0	size		opc2	Zn				D	0	0	Zd			

Decode fields		Instruction Details	Feature
opc	opc2		
	!= 00	UNALLOCATED	-
00x	00	UNALLOCATED	-
01x	00	LUTI4 (four registers, 16-bit and 32-bit)	FEAT_SME2p1
1xx	00	LUTI2 (four registers)	FEAT_SME2p1

SME2 lookup table expand two non-contiguous registers

The encodings in this section are decoded from [SME2 Expand Lookup Table \(Non-contiguous\)](#).

31	30	29	28	27	26	25	24	23	22	21	20	19	18	17	16	15	14	13	12	11	10	9	8	7	6	5	4	3	2	1	0
1	1	0	0	0	0	0	0	1	0	0	1	1	opc			1	size		opc2		Zn				D	0	Zd				

Decode fields		Instruction Details	Feature
opc	opc2		
	!= 00	UNALLOCATED	-
00xx	00	UNALLOCATED	-
01xx	00	LUTI4 (two registers)	FEAT_SME2p1
1xxx	00	LUTI2 (two registers)	FEAT_SME2p1

SME2 Expand Lookup Table (Contiguous)

The encodings in this section are decoded from [SME encodings](#).

31	30	29	28	27	26	25	24	23	22	21	20	19	18	17	16	15	14	13	12	11	10	9	8	7	6	5	4	3	2	1	0
1	1	0	0	0	0	0	0	1	op0	0	0	1	op1								op2					op3					

Decode fields				Instruction details
op0	op1	op2	op3	
0	00x00		00	UNALLOCATED
0	01000		00	UNALLOCATED
0	01100	0	00	SME2 lookup table two source registers expand to four contiguous destination registers
0	01100	1	00	UNALLOCATED
0	1xx00		00	UNALLOCATED
0	xxx10		00	SME2 lookup table expand four contiguous registers
0	xxxx0		10	UNALLOCATED
0	xxxx1		x0	SME2 lookup table expand two contiguous registers
0			x1	UNALLOCATED
1				SME2 lookup table expand one register

SME2 lookup table two source registers expand to four contiguous destination registers

The encodings in this section are decoded from [SME2 Expand Lookup Table \(Contiguous\)](#).

31	30	29	28	27	26	25	24	23	22	21	20	19	18	17	16	15	14	13	12	11	10	9	8	7	6	5	4	3	2	1	0
1	1	0	0	0	0	0	0	1	0	0	0	1	0	1	1	0	0	size		opc	Zn				0	Zd		0	0		

Decode fields		Instruction Details	Feature
opc			
00		LUTI4 (four registers, 8-bit)	FEAT_SME_LUTv2
!= 00		UNALLOCATED	-

SME2 lookup table expand four contiguous registers

The encodings in this section are decoded from [SME2 Expand Lookup Table \(Contiguous\)](#).

31	30	29	28	27	26	25	24	23	22	21	20	19	18	17	16	15	14	13	12	11	10	9	8	7	6	5	4	3	2	1	0
1	1	0	0	0	0	0	0	1	0	0	0	1	opc			1	0	size	opc2	Zn			Zd			0			0		

Decode fields		Instruction Details	Feature
opc	opc2		
	!= 00	UNALLOCATED	-
00x	00	UNALLOCATED	-
01x	00	LUTI4 (four registers, 16-bit and 32-bit)	FEAT_SME2
1xx	00	LUTI2 (four registers)	FEAT_SME2

SME2 lookup table expand two contiguous registers

The encodings in this section are decoded from [SME2 Expand Lookup Table \(Contiguous\)](#).

31	30	29	28	27	26	25	24	23	22	21	20	19	18	17	16	15	14	13	12	11	10	9	8	7	6	5	4	3	2	1	0
1	1	0	0	0	0	0	0	1	0	0	0	1	opc			1	size	opc2	Zn			Zd			0						

Decode fields		Instruction Details	Feature
opc	opc2		
	!= 00	UNALLOCATED	-
00xx	00	UNALLOCATED	-
01xx	00	LUTI4 (two registers)	FEAT_SME2
1xxx	00	LUTI2 (two registers)	FEAT_SME2

SME2 lookup table expand one register

The encodings in this section are decoded from [SME2 Expand Lookup Table \(Contiguous\)](#).

31	30	29	28	27	26	25	24	23	22	21	20	19	18	17	16	15	14	13	12	11	10	9	8	7	6	5	4	3	2	1	0
1	1	0	0	0	0	0	0	1	1	0	0	1	opc			size			opc2		Zn			Zd							

Decode fields		Instruction Details	Feature
opc	opc2		
	!= 00	UNALLOCATED	-
00xxx	00	UNALLOCATED	-
01xxx	00	LUTI4 (single)	FEAT_SME2
1xxxx	00	LUTI2 (single)	FEAT_SME2

SME Move into Array

The encodings in this section are decoded from [SME encodings](#).

31	30	29	28	27	26	25	24	23	22	21	20	19	18	17	16	15	14	13	12	11	10	9	8	7	6	5	4	3	2	1	0
1	1	0	0	0	0	0	0	op0		0	0	0	op1	0	op2				op3						op4		0	op5			

Decode fields						Instruction details	Feature
op0	op1	op2	op3	op4	op5		
00	1	00	010	x0	0	MOVA (vector to array, two registers)	FEAT_SME2
00	1	00	011	00	0	MOVA (vector to array, four registers)	FEAT_SME2
00	1	00	011	10	0	UNALLOCATED	-
00	1	01	01x	x0	0	UNALLOCATED	-
	0					SME move vector to array	-

	1	0x	000	x0	0	SME2 move vector to tile, two registers	-
	1	0x	001	00	0	SME2 move vector to tile, four registers	-
	1	0x	001	10	0	UNALLOCATED	-
	1	0x	0xx	x0	1	UNALLOCATED	-
	1	0x	0xx	x1		UNALLOCATED	-
	1	0x	1xx			UNALLOCATED	-
	1	1x				UNALLOCATED	-
!= 00	1	0x	01x	x0	0	UNALLOCATED	-

SME move vector to array

The encodings in this section are decoded from [SME Move into Array](#).

31	30	29	28	27	26	25	24	23	22	21	20	19	18	17	16	15	14	13	12	11	10	9	8	7	6	5	4	3	2	1	0
1	1	0	0	0	0	0	0	size	0	0	0	0	0	Q	V	Rs	Pg			Zn				0	opc						

Decode fields size	Q	Instruction Details	Feature
00	0	MOVA (vector to tile, single) — 8-bit	FEAT_SME
01	0	MOVA (vector to tile, single) — 16-bit	FEAT_SME
10	0	MOVA (vector to tile, single) — 32-bit	FEAT_SME
11	0	MOVA (vector to tile, single) — 64-bit	FEAT_SME
11	1	MOVA (vector to tile, single) — 128-bit	FEAT_SME
!= 11	1	UNALLOCATED	-

SME2 move vector to tile, two registers

The encodings in this section are decoded from [SME Move into Array](#).

31	30	29	28	27	26	25	24	23	22	21	20	19	18	17	16	15	14	13	12	11	10	9	8	7	6	5	4	3	2	1	0
1	1	0	0	0	0	0	0	size	0	0	0	1	0	0	V	Rs			0	0	0			Zn		0	0	0		opc	

Decode fields size	Instruction Details	Feature
00	MOVA (vector to tile, two registers) — 8-bit	FEAT_SME2
01	MOVA (vector to tile, two registers) — 16-bit	FEAT_SME2
10	MOVA (vector to tile, two registers) — 32-bit	FEAT_SME2
11	MOVA (vector to tile, two registers) — 64-bit	FEAT_SME2

SME2 move vector to tile, four registers

The encodings in this section are decoded from [SME Move into Array](#).

31	30	29	28	27	26	25	24	23	22	21	20	19	18	17	16	15	14	13	12	11	10	9	8	7	6	5	4	3	2	1	0
1	1	0	0	0	0	0	0	size	0	0	0	1	0	0	V	Rs			0	0	1			Zn		0	0	0	0		opc

Decode fields size	opc	Instruction Details	Feature
00	0xx	MOVA (vector to tile, four registers) — 8-bit	FEAT_SME2
01	0xx	MOVA (vector to tile, four registers) — 16-bit	FEAT_SME2
10	0xx	MOVA (vector to tile, four registers) — 32-bit	FEAT_SME2
11		MOVA (vector to tile, four registers) — 64-bit	FEAT_SME2
!= 11	1xx	UNALLOCATED	-

SME Move from Array

The encodings in this section are decoded from [SME encodings](#).

31	30	29	28	27	26	25	24	23	22	21	20	19	18	17	16	15	14	13	12	11	10	9	8	7	6	5	4	3	2	1	0
1	1	0	0	0	0	0	0	op0	0	0	0	op1	1	op2		op3	op4														op5

Decode fields						Instruction details		Feature
op0	op1	op2	op3	op4	op5			
00	1	00	010	00	x0	MOVA (array to vector, two registers)		FEAT_SME2
00	1	00	010	10	x0	MOVAZ (array to vector, two registers)		FEAT_SME2p1
00	1	00	011	00	00	MOVA (array to vector, four registers)		FEAT_SME2
00	1	00	011	10	00	MOVAZ (array to vector, four registers)		FEAT_SME2p1
00	1	00	011	x0	10	UNALLOCATED		-
00	1	01	01x	x0	x0	UNALLOCATED		-
	0		000	1x		SME zeroing move array to vector		-
	0			0x		SME move array to vector		-
	0		!= 000	1x		UNALLOCATED		-
	1	0x	000	00	x0	SME2 move tile to vector, two registers		-
	1	0x	000	10	x0	SME2 zeroing move tile to vector, two registers		-
	1	0x	001	00	00	SME2 move tile to vector, four registers		-
	1	0x	001	10	00	SME2 zeroing move tile to vector, four registers		-
	1	0x	001	x0	10	UNALLOCATED		-
	1	0x	0xx	x0	x1	UNALLOCATED		-
	1	0x	0xx	x1		UNALLOCATED		-
	1	0x	1xx			UNALLOCATED		-
	1	1x				UNALLOCATED		-
!= 00	1	0x	01x	x0	x0	UNALLOCATED		-

SME zeroing move array to vector

The encodings in this section are decoded from [SME Move from Array](#).

31	30	29	28	27	26	25	24	23	22	21	20	19	18	17	16	15	14	13	12	11	10	9	8	7	6	5	4	3	2	1	0
1	1	0	0	0	0	0	0	size	0	0	0	0	1	Q	V	Rs			0	0	0	1		opc			Zd				

Decode fields		Instruction Details		Feature
size	Q			
00	0	MOVAZ (tile to vector, single) — 8-bit		FEAT_SME2p1
01	0	MOVAZ (tile to vector, single) — 16-bit		FEAT_SME2p1
10	0	MOVAZ (tile to vector, single) — 32-bit		FEAT_SME2p1
11	0	MOVAZ (tile to vector, single) — 64-bit		FEAT_SME2p1
11	1	MOVAZ (tile to vector, single) — 128-bit		FEAT_SME2p1
!= 11	1	UNALLOCATED		-

SME move array to vector

The encodings in this section are decoded from [SME Move from Array](#).

31	30	29	28	27	26	25	24	23	22	21	20	19	18	17	16	15	14	13	12	11	10	9	8	7	6	5	4	3	2	1	0
1	1	0	0	0	0	0	0	size	0	0	0	0	1	Q	V	Rs			Pg		0		opc						Zd		

Decode fields		Instruction Details		Feature
size	Q			
00	0	MOVA (tile to vector, single) — 8-bit		FEAT_SME

Decode fields size	Q	Instruction Details	Feature
01	0	MOVA (tile to vector, single) — 16-bit	FEAT_SME
10	0	MOVA (tile to vector, single) — 32-bit	FEAT_SME
11	0	MOVA (tile to vector, single) — 64-bit	FEAT_SME
11	1	MOVA (tile to vector, single) — 128-bit	FEAT_SME
!= 11	1	UNALLOCATED	-

SME2 move tile to vector, two registers

The encodings in this section are decoded from [SME Move from Array](#).

31	30	29	28	27	26	25	24	23	22	21	20	19	18	17	16	15	14	13	12	11	10	9	8	7	6	5	4	3	2	1	0
1	1	0	0	0	0	0	0	size	0	0	0	1	1	0	V	Rs	0	0	0	0	0	opc			Zd						0

Decode fields size	Instruction Details	Feature
00	MOVA (tile to vector, two registers) — 8-bit	FEAT_SME2
01	MOVA (tile to vector, two registers) — 16-bit	FEAT_SME2
10	MOVA (tile to vector, two registers) — 32-bit	FEAT_SME2
11	MOVA (tile to vector, two registers) — 64-bit	FEAT_SME2

SME2 zeroing move tile to vector, two registers

The encodings in this section are decoded from [SME Move from Array](#).

31	30	29	28	27	26	25	24	23	22	21	20	19	18	17	16	15	14	13	12	11	10	9	8	7	6	5	4	3	2	1	0
1	1	0	0	0	0	0	0	size	0	0	0	1	1	0	V	Rs	0	0	0	1	0	opc			Zd						0

Decode fields size	Instruction Details	Feature
00	MOVAZ (tile to vector, two registers) — 8-bit	FEAT_SME2p1
01	MOVAZ (tile to vector, two registers) — 16-bit	FEAT_SME2p1
10	MOVAZ (tile to vector, two registers) — 32-bit	FEAT_SME2p1
11	MOVAZ (tile to vector, two registers) — 64-bit	FEAT_SME2p1

SME2 move tile to vector, four registers

The encodings in this section are decoded from [SME Move from Array](#).

31	30	29	28	27	26	25	24	23	22	21	20	19	18	17	16	15	14	13	12	11	10	9	8	7	6	5	4	3	2	1	0
1	1	0	0	0	0	0	0	size	0	0	0	1	1	0	V	Rs	0	0	1	0	0	opc			Zd						0

Decode fields size	opc	Instruction Details	Feature
00	0xx	MOVA (tile to vector, four registers) — 8-bit	FEAT_SME2
01	0xx	MOVA (tile to vector, four registers) — 16-bit	FEAT_SME2
10	0xx	MOVA (tile to vector, four registers) — 32-bit	FEAT_SME2
11		MOVA (tile to vector, four registers) — 64-bit	FEAT_SME2
!= 11	1xx	UNALLOCATED	-

SME2 zeroing move tile to vector, four registers

The encodings in this section are decoded from [SME Move from Array](#).

31	30	29	28	27	26	25	24	23	22	21	20	19	18	17	16	15	14	13	12	11	10	9	8	7	6	5	4	3	2	1	0
1	1	0	0	0	0	0	0	size	0	0	0	1	1	0	V	Rs	0	0	1	1	0	opc			Zd	0	0				

Decode fields		Instruction Details										Feature									
size	opc																				
00	0xx	MOVAZ (tile to vector, four registers) — 8-bit										FEAT_SME2p1									
01	0xx	MOVAZ (tile to vector, four registers) — 16-bit										FEAT_SME2p1									
10	0xx	MOVAZ (tile to vector, four registers) — 32-bit										FEAT_SME2p1									
11		MOVAZ (tile to vector, four registers) — 64-bit										FEAT_SME2p1									
!= 11	1xx	UNALLOCATED										-									

SME Add Vector to Array

The encodings in this section are decoded from [SME encodings](#).

31	30	29	28	27	26	25	24	23	22	21	20	19	18	17	16	15	14	13	12	11	10	9	8	7	6	5	4	3	2	1	0
1	1	0	0	0	0	0	0	op0		0	1	0	op1													op2	0				

Decode fields			Instruction details	
op0	op1	op2		
0			UNALLOCATED	
1	00	0	SME add vector to array	
1	00	1	UNALLOCATED	
1	!= 00		UNALLOCATED	

SME add vector to array

The encodings in this section are decoded from [SME Add Vector to Array](#).

31	30	29	28	27	26	25	24	23	22	21	20	19	18	17	16	15	14	13	12	11	10	9	8	7	6	5	4	3	2	1	0
1	1	0	0	0	0	0	0	1	op	0	1	0	0	0	V		Pm		Pn							Zn	0	0	opc2		

Decode fields			Instruction Details		Feature	
op	V	opc2				
0		1xx	UNALLOCATED		-	
0	0	0xx	ADDHA — 32-bit		FEAT_SME	
0	1	0xx	ADDVA — 32-bit		FEAT_SME	
1	0		ADDHA — 64-bit		FEAT_SME_I16I64	
1	1		ADDVA — 64-bit		FEAT_SME_I16I64	

SME2 Multi-vector - Multiple and Single Array Vectors (Two registers)

The encodings in this section are decoded from [SME encodings](#).

31	30	29	28	27	26	25	24	23	22	21	20	19	18	17	16	15	14	13	12	11	10	9	8	7	6	5	4	3	2	1	0
1	1	0	0	0	0	0	1	0	op0	1	0				0				op1								op2	op3			

Decode fields				Instruction details										Feature									
op0	op1	op2	op3																				
0	000	000	1	FMLALL (multiple and single vector) — Two ZA quad-vectors										FEAT_SME_F8F32									
0	000	!= 000	1	UNALLOCATED										-									
0	010			SME2 single-multi long FMA two sources										-									
0	011			SME2 multiple and single vector long FMA one source										-									
0	100			SME2 single-multi FP dot product two registers										-									
0	101	x1x		SME2 single-multi mixed dot product two registers										-									

1	000		1	UNALLOCATED	-
1	010			SME2 single-multi long MLA two sources	-
1	011			SME2 multiple and single vector long MLA one source	-
1	100			UNALLOCATED	-
1	101	x1x		SME2 single-multi two-way dot product two registers	-
	000		0	SME2 single-multi long long MLA two sources	-
	001			SME2 multiple and single vector long long FMA one source	-
	101	x0x		SME2 single-multi four-way dot product two registers	-
	110	0xx		SME2 single-multi ternary FP two registers	-
	110	1xx		SME2 single-multi ternary int two registers	-
	111	0xx		SME2 single-multi ternary FP16 two registers	-
	111	1xx		UNALLOCATED	-

SME2 single-multi long FMA two sources

The encodings in this section are decoded from [SME2 Multi-vector - Multiple and Single Array Vectors \(Two registers\)](#).

31	30	29	28	27	26	25	24	23	22	21	20	19	18	17	16	15	14	13	12	11	10	9	8	7	6	5	4	3	2	1	0
1	1	0	0	0	0	0	1	0	0	1	0		Zm		0		Rv		0	1	0			Zn		op	S		o2		off2

Decode fields			Instruction Details	Feature
op	S	o2		
0	0	0	FMLAL (multiple and single vector, FP16 to FP32)	FEAT_SME2
0	0	1	FMLAL (multiple and single vector, FP8 to FP16)	FEAT_SME_F8F16
0	1	0	FMLS� (multiple and single vector)	FEAT_SME2
0	1	1	UNALLOCATED	-
1		1	UNALLOCATED	-
1	0	0	BFMLAL (multiple and single vector)	FEAT_SME2
1	1	0	BFMLS� (multiple and single vector)	FEAT_SME2

SME2 multiple and single vector long FMA one source

The encodings in this section are decoded from [SME2 Multi-vector - Multiple and Single Array Vectors \(Two registers\)](#).

31	30	29	28	27	26	25	24	23	22	21	20	19	18	17	16	15	14	13	12	11	10	9	8	7	6	5	4	3	2	1	0
1	1	0	0	0	0	0	1	0	0	1	0	Zm			0	Rv		0	1	1	Zn			op		S	off3				

Decode fields		Instruction Details	Feature
op	S		
0	0	FMLAL (multiple and single vector, FP16 to FP32)	FEAT_SME2
0	1	FMLS� (multiple and single vector)	FEAT_SME2
1	0	BFMLAL (multiple and single vector)	FEAT_SME2
1	1	BFMLS� (multiple and single vector)	FEAT_SME2

SME2 single-multi FP dot product two registers

The encodings in this section are decoded from [SME2 Multi-vector - Multiple and Single Array Vectors \(Two registers\)](#).

31	30	29	28	27	26	25	24	23	22	21	20	19	18	17	16	15	14	13	12	11	10	9	8	7	6	5	4	3	2	1	0
1	1	0	0	0	0	0	1	0	0	1	0	Zm			0	Rv		1	0	0	Zn			opc			off3				

Decode fields opc	Instruction Details	Feature
00	FDOT (2-way, multiple and single vector, FP16 to FP32)	FEAT_SME2
01	FDOT (2-way, multiple and single vector, FP8 to FP16)	FEAT_SME_F8F16
10	BFDOT (multiple and single vector)	FEAT_SME2
11	FDOT (4-way, multiple and single vector)	FEAT_SME_F8F32

SME2 single-multi mixed dot product two registers

The encodings in this section are decoded from [SME2 Multi-vector - Multiple and Single Array Vectors \(Two registers\)](#).

31	30	29	28	27	26	25	24	23	22	21	20	19	18	17	16	15	14	13	12	11	10	9	8	7	6	5	4	3	2	1	0
1	1	0	0	0	0	0	1	0	0	1	0		Zm		0		Rv		1	0	1			Zn		U		1		off3	

Decode fields U	Instruction Details	Feature
0	USDOT (4-way, multiple and single vector)	FEAT_SME2
1	SUDOT (4-way, multiple and single vector)	FEAT_SME2

SME2 single-multi long MLA two sources

The encodings in this section are decoded from [SME2 Multi-vector - Multiple and Single Array Vectors \(Two registers\)](#).

31	30	29	28	27	26	25	24	23	22	21	20	19	18	17	16	15	14	13	12	11	10	9	8	7	6	5	4	3	2	1	0
1	1	0	0	0	0	0	1	0	1	1	0		Zm		0		Rv		0	1	0			Zn		U		S	op	off2	

Decode fields			Instruction Details	Feature
U	S	op		
		1	UNALLOCATED	-
0	0	0	SMLAL (multiple and single vector)	FEAT_SME2
0	1	0	SMLSL (multiple and single vector)	FEAT_SME2
1	0	0	UMLAL (multiple and single vector)	FEAT_SME2
1	1	0	UMLSL (multiple and single vector)	FEAT_SME2

SME2 multiple and single vector long MLA one source

The encodings in this section are decoded from [SME2 Multi-vector - Multiple and Single Array Vectors \(Two registers\)](#).

31	30	29	28	27	26	25	24	23	22	21	20	19	18	17	16	15	14	13	12	11	10	9	8	7	6	5	4	3	2	1	0
1	1	0	0	0	0	0	1	0	1	1	0		Zm		0		Rv		0	1	1			Zn		U		S		off3	

Decode fields		Instruction Details	Feature
U	S		
0	0	SMLAL (multiple and single vector)	FEAT_SME2
0	1	SMLSL (multiple and single vector)	FEAT_SME2
1	0	UMLAL (multiple and single vector)	FEAT_SME2
1	1	UMLSL (multiple and single vector)	FEAT_SME2

SME2 single-multi two-way dot product two registers

The encodings in this section are decoded from [SME2 Multi-vector - Multiple and Single Array Vectors \(Two registers\)](#).

31	30	29	28	27	26	25	24	23	22	21	20	19	18	17	16	15	14	13	12	11	10	9	8	7	6	5	4	3	2	1	0
1	1	0	0	0	0	0	1	0	1	1	0		Zm		0		Rv		1	0	1			Zn		U		1		off3	

Decode fields	Instruction Details	Feature
U		
0	SDOT (2-way, multiple and single vector)	FEAT_SME2
1	UDOT (2-way, multiple and single vector)	FEAT_SME2

SME2 single-multi long long MLA two sources

The encodings in this section are decoded from [SME2 Multi-vector - Multiple and Single Array Vectors \(Two registers\)](#).

31	30	29	28	27	26	25	24	23	22	21	20	19	18	17	16	15	14	13	12	11	10	9	8	7	6	5	4	3	2	1	0
1	1	0	0	0	0	0	1	0	sz	1	0	Zm			0	Rv	0	0	0	Zn			U	S	op	0	o1				

Decode fields	Instruction Details	Feature
sz U S op		
	SMLALL (multiple and single vector)	FEAT_SME2
	SMLSLL (multiple and single vector)	FEAT_SME2
	UMLALL (multiple and single vector)	FEAT_SME2
	UMLSLL (multiple and single vector)	FEAT_SME2
0	UNALLOCATED	-
0	USMLALL (multiple and single vector)	FEAT_SME2
0	SUMLALL (multiple and single vector)	FEAT_SME2
1	UNALLOCATED	-

SME2 multiple and single vector long long FMA one source

The encodings in this section are decoded from [SME2 Multi-vector - Multiple and Single Array Vectors \(Two registers\)](#).

31	30	29	28	27	26	25	24	23	22	21	20	19	18	17	16	15	14	13	12	11	10	9	8	7	6	5	4	3	2	1	0
1	1	0	0	0	0	0	1	0	sz	1	0	Zm			0	Rv		0	0	1	Zn				U	S	op	off2			

Decode fields	Instruction Details	Feature
sz U S op		
	SMLALL (multiple and single vector)	FEAT_SME2
	SMLSLL (multiple and single vector)	FEAT_SME2
	UMLALL (multiple and single vector)	FEAT_SME2
	UMLSLL (multiple and single vector)	FEAT_SME2
0	USMLALL (multiple and single vector)	FEAT_SME2
0	UNALLOCATED	-
0	UNALLOCATED	-
1	UNALLOCATED	-

SME2 single-multi four-way dot product two registers

The encodings in this section are decoded from [SME2 Multi-vector - Multiple and Single Array Vectors \(Two registers\)](#).

31	30	29	28	27	26	25	24	23	22	21	20	19	18	17	16	15	14	13	12	11	10	9	8	7	6	5	4	3	2	1	0
1	1	0	0	0	0	0	1	0	sz	1	0	Zm			0	Rv	1	0	1	Zn				U	0	off3					

Decode fields	Instruction Details	Feature
U		
0	SDOT (4-way, multiple and single vector)	FEAT_SME2
1	UDOT (4-way, multiple and single vector)	FEAT_SME2

SME2 single-multi ternary FP two registers

The encodings in this section are decoded from [SME2 Multi-vector - Multiple and Single Array Vectors \(Two registers\)](#).

31	30	29	28	27	26	25	24	23	22	21	20	19	18	17	16	15	14	13	12	11	10	9	8	7	6	5	4	3	2	1	0
1	1	0	0	0	0	0	1	0	sz	1	0	Zm			0	Rv	1	1	0	Zn			0	S	off3						

Decode fields	Instruction Details	Feature
S		
0	FMLA (multiple and single vector)	FEAT_SME2
1	FMLS (multiple and single vector)	FEAT_SME2

SME2 single-multi ternary int two registers

The encodings in this section are decoded from [SME2 Multi-vector - Multiple and Single Array Vectors \(Two registers\)](#).

31	30	29	28	27	26	25	24	23	22	21	20	19	18	17	16	15	14	13	12	11	10	9	8	7	6	5	4	3	2	1	0
1	1	0	0	0	0	0	1	0	sz	1	0	Zm			0	Rv	1	1	0	Zn			1	S	off3						

Decode fields	Instruction Details	Feature
S		
0	ADD (array results, multiple and single vector)	FEAT_SME2
1	SUB (array results, multiple and single vector)	FEAT_SME2

SME2 single-multi ternary FP16 two registers

The encodings in this section are decoded from [SME2 Multi-vector - Multiple and Single Array Vectors \(Two registers\)](#).

31	30	29	28	27	26	25	24	23	22	21	20	19	18	17	16	15	14	13	12	11	10	9	8	7	6	5	4	3	2	1	0
1	1	0	0	0	0	0	1	0	sz	1	0	Zm			0	Rv	1	1	1	Zn			0	S	off3						

Decode fields	Instruction Details	Feature
sz	S	
0	0	FMLA (multiple and single vector)
0	1	FMLS (multiple and single vector)
1	0	BFMLA (multiple and single vector)
1	1	BFMLS (multiple and single vector)

SME2 Multi-vector - Multiple and Single Array Vectors (Four registers)

The encodings in this section are decoded from [SME encodings](#).

31	30	29	28	27	26	25	24	23	22	21	20	19	18	17	16	15	14	13	12	11	10	9	8	7	6	5	4	3	2	1	0
1	1	0	0	0	0	0	1	0	op0	1	1					0				op1								op2	op3		

op0	op1	op2	op3	Instruction details	Feature
0	000	000	1	FMLALL (multiple and single vector) — Four ZA quad-vectors	FEAT_SME_F8F32
0	000	!= 000	1	UNALLOCATED	-
0	001	000		FMLALL (multiple and single vector) — One ZA quad-vector	FEAT_SME_F8F32
0	001	001		UNALLOCATED	-
0	010			SME2 single-multi long FMA four sources	-
0	011	00x		FMLAL (multiple and single vector, FP8 to FP16) — One ZA double-vector	FEAT_SME_F8F16
0	0x1	01x		UNALLOCATED	-
0	0x1	1xx		UNALLOCATED	-
0	100			SME2 single-multi FP dot product four registers	-

0	101	x1x		SME2 single-multi mixed dot product four registers	-
1	000		1	UNALLOCATED	-
1	010			SME2 single-multi long MLA four sources	-
1	0x1			UNALLOCATED	-
1	100			UNALLOCATED	-
1	101	x1x		SME2 single-multi two-way dot product four registers	-
	000		0	SME2 single-multi long long MLA four sources	-
	101	x0x		SME2 single-multi four-way dot product four registers	-
	110	0xx		SME2 single-multi ternary FP four registers	-
	110	1xx		SME2 single-multi ternary int four registers	-
	111	0xx		SME2 single-multi ternary FP16 four registers	-
	111	1xx		UNALLOCATED	-

SME2 single-multi long FMA four sources

The encodings in this section are decoded from [SME2 Multi-vector - Multiple and Single Array Vectors \(Four registers\)](#).

31	30	29	28	27	26	25	24	23	22	21	20	19	18	17	16	15	14	13	12	11	10	9	8	7	6	5	4	3	2	1	0
1	1	0	0	0	0	0	1	0	0	1	1	Zm			0	Rv		0	1	0	Zn				op		S	o2	off2		

Decode fields			Instruction Details	Feature
op	S	o2		
0	0	0	FMLAL (multiple and single vector, FP16 to FP32)	FEAT_SME2
0	0	1	FMLAL (multiple and single vector, FP8 to FP16)	FEAT_SME_F8F16
0	1	0	FMLS� (multiple and single vector)	FEAT_SME2
0	1	1	UNALLOCATED	-
1		1	UNALLOCATED	-
1	0	0	BFMLAL (multiple and single vector)	FEAT_SME2
1	1	0	BFMLS� (multiple and single vector)	FEAT_SME2

SME2 single-multi FP dot product four registers

The encodings in this section are decoded from [SME2 Multi-vector - Multiple and Single Array Vectors \(Four registers\)](#).

31	30	29	28	27	26	25	24	23	22	21	20	19	18	17	16	15	14	13	12	11	10	9	8	7	6	5	4	3	2	1	0
1	1	0	0	0	0	0	1	0	0	1	1	Zm			0	Rv	1	0	0	Zn			opc		off3						

Decode fields		Instruction Details	Feature
opc			
00		FDOT (2-way, multiple and single vector, FP16 to FP32)	FEAT_SME2
01		FDOT (2-way, multiple and single vector, FP8 to FP16)	FEAT_SME_F8F16
10		BFDOT (multiple and single vector)	FEAT_SME2
11		FDOT (4-way, multiple and single vector)	FEAT_SME_F8F32

SME2 single-multi mixed dot product four registers

The encodings in this section are decoded from [SME2 Multi-vector - Multiple and Single Array Vectors \(Four registers\)](#).

31	30	29	28	27	26	25	24	23	22	21	20	19	18	17	16	15	14	13	12	11	10	9	8	7	6	5	4	3	2	1	0
1	1	0	0	0	0	0	1	0	0	1	1	Zm			0	Rv	1	0	1	Zn			U	1	off3						

Decode fields	Instruction Details	Feature
U		
0	USDOT (4-way, multiple and single vector)	FEAT_SME2
1	SUDOT (4-way, multiple and single vector)	FEAT_SME2

SME2 single-multi long MLA four sources

The encodings in this section are decoded from [SME2 Multi-vector - Multiple and Single Array Vectors \(Four registers\)](#).

31	30	29	28	27	26	25	24	23	22	21	20	19	18	17	16	15	14	13	12	11	10	9	8	7	6	5	4	3	2	1	0
1	1	0	0	0	0	0	1	0	1	1	1	Zm			0	Rv	0	1	0	Zn			U	S	op	off2					

Decode fields			Instruction Details	Feature
U	S	op		
		1	UNALLOCATED	-
0	0	0	SMLAL (multiple and single vector)	FEAT_SME2
0	1	0	SMLSL (multiple and single vector)	FEAT_SME2
1	0	0	UMLAL (multiple and single vector)	FEAT_SME2
1	1	0	UMLSL (multiple and single vector)	FEAT_SME2

SME2 single-multi two-way dot product four registers

The encodings in this section are decoded from [SME2 Multi-vector - Multiple and Single Array Vectors \(Four registers\)](#).

31	30	29	28	27	26	25	24	23	22	21	20	19	18	17	16	15	14	13	12	11	10	9	8	7	6	5	4	3	2	1	0
1	1	0	0	0	0	0	1	0	1	1	1	Zm			0	Rv		1	0	1	Zn					U	1	off3			

Decode fields	Instruction Details	Feature
U		
0	SDOT (2-way, multiple and single vector)	FEAT_SME2
1	UDOT (2-way, multiple and single vector)	FEAT_SME2

SME2 single-multi long long MLA four sources

The encodings in this section are decoded from [SME2 Multi-vector - Multiple and Single Array Vectors \(Four registers\)](#).

31	30	29	28	27	26	25	24	23	22	21	20	19	18	17	16	15	14	13	12	11	10	9	8	7	6	5	4	3	2	1	0
1	1	0	0	0	0	0	1	0	sz	1	1	Zm			0	Rv		0	0	0	Zn				U	S	op	0	o1		

Decode fields				Instruction Details	Feature
sz	U	S	op		
	0	0	0	SMLALL (multiple and single vector)	FEAT_SME2
	0	1	0	SMLSLL (multiple and single vector)	FEAT_SME2
	1	0	0	UMLALL (multiple and single vector)	FEAT_SME2
	1	1	0	UMLSLL (multiple and single vector)	FEAT_SME2
0		1	1	UNALLOCATED	-
0	0	0	1	USMLALL (multiple and single vector)	FEAT_SME2
0	1	0	1	SUMLALL (multiple and single vector)	FEAT_SME2
1			1	UNALLOCATED	-

SME2 single-multi four-way dot product four registers

The encodings in this section are decoded from [SME2 Multi-vector - Multiple and Single Array Vectors \(Four registers\)](#).

31	30	29	28	27	26	25	24	23	22	21	20	19	18	17	16	15	14	13	12	11	10	9	8	7	6	5	4	3	2	1	0
1	1	0	0	0	0	0	1	0	sz	1	1	Zm			0	Rv		1	0	1	Zn				U	0	off3				

Decode fields	Instruction Details	Feature
U		
0	SDOT (4-way, multiple and single vector)	FEAT_SME2
1	UDOT (4-way, multiple and single vector)	FEAT_SME2

SME2 single-multi ternary FP four registers

The encodings in this section are decoded from [SME2 Multi-vector - Multiple and Single Array Vectors \(Four registers\)](#).

31	30	29	28	27	26	25	24	23	22	21	20	19	18	17	16	15	14	13	12	11	10	9	8	7	6	5	4	3	2	1	0
1	1	0	0	0	0	0	1	0	sz	1	1	Zm			0	Rv		1	1	0	Zn				0	S	off3				

Decode fields	Instruction Details	Feature
S		
0	FMLA (multiple and single vector)	FEAT_SME2
1	FMLS (multiple and single vector)	FEAT_SME2

SME2 single-multi ternary int four registers

The encodings in this section are decoded from [SME2 Multi-vector - Multiple and Single Array Vectors \(Four registers\)](#).

31	30	29	28	27	26	25	24	23	22	21	20	19	18	17	16	15	14	13	12	11	10	9	8	7	6	5	4	3	2	1	0
1	1	0	0	0	0	0	1	0	sz	1	1	Zm			0	Rv		1	1	0	Zn				1	S	off3				

Decode fields	Instruction Details	Feature
S		
0	ADD (array results, multiple and single vector)	FEAT_SME2
1	SUB (array results, multiple and single vector)	FEAT_SME2

SME2 single-multi ternary FP16 four registers

The encodings in this section are decoded from [SME2 Multi-vector - Multiple and Single Array Vectors \(Four registers\)](#).

31	30	29	28	27	26	25	24	23	22	21	20	19	18	17	16	15	14	13	12	11	10	9	8	7	6	5	4	3	2	1	0
1	1	0	0	0	0	0	1	0	sz	1	1	Zm			0	Rv	1	1	1	Zn			0	S	off3						

Decode fields		Instruction Details	Feature
sz	S		
0	0	FMLA (multiple and single vector)	FEAT_SME_F16F16
0	1	FMLS (multiple and single vector)	FEAT_SME_F16F16
1	0	BFMLA (multiple and single vector)	FEAT_SME_B16B16
1	1	BFMLS (multiple and single vector)	FEAT_SME_B16B16

SME2 Multi-vector - Multiple Array Vectors (Two registers)

The encodings in this section are decoded from [SME encodings](#).

31	30	29	28	27	26	25	24	23	22	21	20	19	18	17	16	15	14	13	12	11	10	9	8	7	6	5	4	3	2	1	0
1	1	0	0	0	0	0	1	1	op0	1	op1	op2	0	0					op3						op4	op5	op6				

Decode fields							Instruction details	Feature
op0	op1	op2	op3	op4	op5	op6		
0			000	1	000	0	FMLALL (multiple vectors) — Two ZA quad-vectors	FEAT_SME_F8F32
0			000	1	001	0	UNALLOCATED	-

0			000	1	10x	0	UNALLOCATED	-
0			000	1	x0x	1	UNALLOCATED	-
0			010	0	xx0		SME2 multiple vectors long FMA two sources	-
0			010	1	000		FMLAL (multiple vectors, FP8 to FP16) — Two ZA double-vectors	FEAT_SME_F8F16
0			010	1	100		UNALLOCATED	-
0			010	1	x01		UNALLOCATED	-
0			0x1	1			UNALLOCATED	-
0			100		x0x		SME2 multiple vectors FP dot product two registers	-
0			101	0	01x		USDOT (4-way, multiple vectors) — Two ZA single-vectors	FEAT_SME2
0			101	0	11x		UNALLOCATED	-
0			110	1	x0x		UNALLOCATED	-
0			1x1	1			UNALLOCATED	-
0			xx0	1	x1x		UNALLOCATED	-
1			010	0	xx0		SME2 multiple vectors long MLA two sources	-
1			100	0	x0x		UNALLOCATED	-
1			101	0	x1x		SME2 multiple vectors two-way dot product two registers	-
1				1			UNALLOCATED	-
	00	00	111	0	0xx		SME2 multiple vectors binary FP two registers	-
	00	00	111	0	1xx		SME2 multiple vectors binary int two registers	-
	00	10	111	0	0xx		SME2 multiple vectors binary FP16 two registers	-
	00	10	111	0	1xx		UNALLOCATED	-
	00	x1	111	0			UNALLOCATED	-
			000	0		0	SME2 multiple vectors long long MLA two sources	-
			000	0		1	UNALLOCATED	-
			010	0	xx1		UNALLOCATED	-
			0x1	0			UNALLOCATED	-
			100	0	x1x		SME2 multiple vectors ternary FP16 two registers	-
			101	0	x0x		SME2 multiple vectors four-way dot product two registers	-
			110	0	0xx		SME2 multiple vectors ternary FP two registers	-
			110	0	1xx		SME2 multiple vectors ternary int two registers	-
	!= 00		111	0			UNALLOCATED	-

SME2 multiple vectors long FMA two sources

The encodings in this section are decoded from [SME2 Multi-vector - Multiple Array Vectors \(Two registers\)](#).

31	30	29	28	27	26	25	24	23	22	21	20	19	18	17	16	15	14	13	12	11	10	9	8	7	6	5	4	3	2	1	0
1	1	0	0	0	0	0	1	1	0	1					Zm	0	0		Rv	0	1	0			Zn	0	op	S	0		off2

Decode fields op	S	Instruction Details	Feature
0	0	FMLAL (multiple vectors, FP16 to FP32)	FEAT_SME2
0	1	FMLS (multiple vectors)	FEAT_SME2
1	0	BFMLAL (multiple vectors)	FEAT_SME2
1	1	BFMLS (multiple vectors)	FEAT_SME2

SME2 multiple vectors FP dot product two registers

The encodings in this section are decoded from [SME2 Multi-vector - Multiple Array Vectors \(Two registers\)](#).

31	30	29	28	27	26	25	24	23	22	21	20	19	18	17	16	15	14	13	12	11	10	9	8	7	6	5	4	3	2	1	0
1	1	0	0	0	0	0	1	1	0	1					Zm	0	0		Rv	1	0	0			Zn	opc	0			off3	

Decode fields opc	Instruction Details	Feature
00	FDOT (2-way, multiple vectors, FP16 to FP32)	FEAT_SME2
01	BFDOT (multiple vectors)	FEAT_SME2
10	FDOT (2-way, multiple vectors, FP8 to FP16)	FEAT_SME_F8F16
11	FDOT (4-way, multiple vectors)	FEAT_SME_F8F32

SME2 multiple vectors long MLA two sources

The encodings in this section are decoded from [SME2 Multi-vector - Multiple Array Vectors \(Two registers\)](#).

31	30	29	28	27	26	25	24	23	22	21	20	19	18	17	16	15	14	13	12	11	10	9	8	7	6	5	4	3	2	1	0
1	1	0	0	0	0	0	1	1	1	1					Zm	0	0		Rv	0	1	0			Zn	0	U	S	0	off2	

Decode fields U S	Instruction Details	Feature
0 0	SMLAL (multiple vectors)	FEAT_SME2
0 1	SMLSL (multiple vectors)	FEAT_SME2
1 0	UMLAL (multiple vectors)	FEAT_SME2
1 1	UMLSL (multiple vectors)	FEAT_SME2

SME2 multiple vectors two-way dot product two registers

The encodings in this section are decoded from [SME2 Multi-vector - Multiple Array Vectors \(Two registers\)](#).

31	30	29	28	27	26	25	24	23	22	21	20	19	18	17	16	15	14	13	12	11	10	9	8	7	6	5	4	3	2	1	0
1	1	0	0	0	0	0	1	1	1	1					Zm	0	0		Rv	1	0	1			Zn	0	U	1		off3	

Decode fields U	Instruction Details	Feature
0	SDOT (2-way, multiple vectors)	FEAT_SME2
1	UDOT (2-way, multiple vectors)	FEAT_SME2

SME2 multiple vectors binary FP two registers

The encodings in this section are decoded from [SME2 Multi-vector - Multiple Array Vectors \(Two registers\)](#).

31	30	29	28	27	26	25	24	23	22	21	20	19	18	17	16	15	14	13	12	11	10	9	8	7	6	5	4	3	2	1	0
1	1	0	0	0	0	0	1	1	sz	1	0	0	0	0	0	0		Rv	1	1	1				Zm	0	0	S		off3	

Decode fields S	Instruction Details	Feature
0	FADD	FEAT_SME2
1	FSUB	FEAT_SME2

SME2 multiple vectors binary int two registers

The encodings in this section are decoded from [SME2 Multi-vector - Multiple Array Vectors \(Two registers\)](#).

31	30	29	28	27	26	25	24	23	22	21	20	19	18	17	16	15	14	13	12	11	10	9	8	7	6	5	4	3	2	1	0
1	1	0	0	0	0	0	1	1	sz	1	0	0	0	0	0	0		Rv	1	1	1				Zm	0	1	S		off3	

Decode fields S	Instruction Details	Feature
0	ADD (array accumulators)	FEAT_SME2
1	SUB (array accumulators)	FEAT_SME2

SME2 multiple vectors binary FP16 two registers

The encodings in this section are decoded from [SME2 Multi-vector - Multiple Array Vectors \(Two registers\)](#).

31	30	29	28	27	26	25	24	23	22	21	20	19	18	17	16	15	14	13	12	11	10	9	8	7	6	5	4	3	2	1	0
1	1	0	0	0	0	0	1	1	sz	1	0	0	1	0	0	0	Rv	1	1	1	Zm			0	0	S	off3				

Decode fields sz	Decode fields S	Instruction Details	Feature
0	0	FADD	FEAT_SME_F16F16 FEAT_SME_F8F16
0	1	FSUB	FEAT_SME_F16F16 FEAT_SME_F8F16
1	0	BFADD	FEAT_SME_B16B16
1	1	BFSUB	FEAT_SME_B16B16

SME2 multiple vectors long long MLA two sources

The encodings in this section are decoded from [SME2 Multi-vector - Multiple Array Vectors \(Two registers\)](#).

31	30	29	28	27	26	25	24	23	22	21	20	19	18	17	16	15	14	13	12	11	10	9	8	7	6	5	4	3	2	1	0
1	1	0	0	0	0	0	1	1	sz	1	Zm			0	0	Rv		0	0	0	Zn			0	U	S	op	0	o1		

Decode fields sz	Decode fields U	Decode fields S	Decode fields op	Instruction Details	Feature
	0	0	0	SMLALL (multiple vectors)	FEAT_SME2
	0	1	0	SMLSLL (multiple vectors)	FEAT_SME2
	1	0	0	UMLALL (multiple vectors)	FEAT_SME2
	1	1	0	UMLSLL (multiple vectors)	FEAT_SME2
0	0	0	1	USMLALL (multiple vectors)	FEAT_SME2
0	0	1	1	UNALLOCATED	-
0	1		1	UNALLOCATED	-
1			1	UNALLOCATED	-

SME2 multiple vectors ternary FP16 two registers

The encodings in this section are decoded from [SME2 Multi-vector - Multiple Array Vectors \(Two registers\)](#).

31	30	29	28	27	26	25	24	23	22	21	20	19	18	17	16	15	14	13	12	11	10	9	8	7	6	5	4	3	2	1	0
1	1	0	0	0	0	0	1	1	sz	1	Zm			0	0	Rv		1	0	0	Zn			0	S	1	off3				

Decode fields sz	Decode fields S	Instruction Details	Feature
0	0	FMLA (multiple vectors)	FEAT_SME_F16F16
0	1	FMLS (multiple vectors)	FEAT_SME_F16F16
1	0	BFMLA (multiple vectors)	FEAT_SME_B16B16
1	1	BFMLS (multiple vectors)	FEAT_SME_B16B16

SME2 multiple vectors four-way dot product two registers

The encodings in this section are decoded from [SME2 Multi-vector - Multiple Array Vectors \(Two registers\)](#).

31	30	29	28	27	26	25	24	23	22	21	20	19	18	17	16	15	14	13	12	11	10	9	8	7	6	5	4	3	2	1	0
1	1	0	0	0	0	0	1	1	sz	1		Zm			0	0	Rv		1	0	1		Zn		0	U	0		off3		

Decode fields	Instruction Details	Feature
U		
0	SDOT (4-way, multiple vectors)	FEAT_SME2
1	UDOT (4-way, multiple vectors)	FEAT_SME2

SME2 multiple vectors ternary FP two registers

The encodings in this section are decoded from [SME2 Multi-vector - Multiple Array Vectors \(Two registers\)](#).

31	30	29	28	27	26	25	24	23	22	21	20	19	18	17	16	15	14	13	12	11	10	9	8	7	6	5	4	3	2	1	0
1	1	0	0	0	0	0	1	1	sz	1		Zm			0	0	Rv		1	1	0		Zn		0	0	S		off3		

Decode fields	Instruction Details	Feature
S		
0	FMLA (multiple vectors)	FEAT_SME2
1	FMLS (multiple vectors)	FEAT_SME2

SME2 multiple vectors ternary int two registers

The encodings in this section are decoded from [SME2 Multi-vector - Multiple Array Vectors \(Two registers\)](#).

31	30	29	28	27	26	25	24	23	22	21	20	19	18	17	16	15	14	13	12	11	10	9	8	7	6	5	4	3	2	1	0
1	1	0	0	0	0	0	1	1	sz	1		Zm			0	0	Rv		1	1	0		Zn		0	1	S		off3		

Decode fields	Instruction Details	Feature
S		
0	ADD (array results, multiple vectors)	FEAT_SME2
1	SUB (array results, multiple vectors)	FEAT_SME2

SME2 Multi-vector - Multiple Array Vectors (Four registers)

The encodings in this section are decoded from [SME encodings](#).

31	30	29	28	27	26	25	24	23	22	21	20	19	18	17	16	15	14	13	12	11	10	9	8	7	6	5	4	3	2	1	0
1	1	0	0	0	0	0	1	1	op0	1	op1	op2			1	0			op3						op4		op5		op6		

Decode fields							Instruction details	Feature
op0	op1	op2	op3	op4	op5	op6		
0		x0	000	01	000	0	FMLALL (multiple vectors) — Four ZA quad-vectors	FEAT_SME_F8F32
0		x0	000	01	001	0	UNALLOCATED	-
0		x0	000	01	10x	0	UNALLOCATED	-
0		x0	000	01	x0x	1	UNALLOCATED	-
0		x0	010	00	xx0		SME2 multiple vectors long FMA four sources	-
0		x0	010	01	000		FMLAL (multiple vectors, FP8 to FP16) — Four ZA double-vectors	FEAT_SME_F8F16
0		x0	010	01	100		UNALLOCATED	-
0		x0	010	01	x01		UNALLOCATED	-
0		x0	0x1	01			UNALLOCATED	-
0		x0	100	0x	x0x		SME2 multiple vectors FP dot product four registers	-
0		x0	101	00	01x		USDOT (4-way, multiple vectors) — Four ZA single-vectors	FEAT_SME2
0		x0	101	00	11x		UNALLOCATED	-
0		x0	110	01	x0x		UNALLOCATED	-

0		x0	1x1	01			UNALLOCATED	-
0		x0	xx0	01	x1x		UNALLOCATED	-
1		x0	010	00	xx0		SME2 multiple vectors long MLA four sources	-
1		x0	100	00	x0x		UNALLOCATED	-
1		x0	101	00	x1x		SME2 multiple vectors two-way dot product four registers	-
1		x0		01			UNALLOCATED	-
	00	00	111	00	0xx		SME2 multiple vectors binary FP four registers	-
	00	00	111	00	1xx		SME2 multiple vectors binary int four registers	-
	00	10	111	00	0xx		SME2 multiple vectors binary FP16 four registers	-
	00	10	111	00	1xx		UNALLOCATED	-
		x0	000	00		0	SME2 multiple vectors long long MLA four sources	-
		x0	000	00		1	UNALLOCATED	-
		x0	010	00	xx1		UNALLOCATED	-
		x0	0x1	00			UNALLOCATED	-
		x0	100	00	x1x		SME2 multiple vectors ternary FP16 four registers	-
		x0	101	00	x0x		SME2 multiple vectors four-way dot product four registers	-
		x0	110	00	0xx		SME2 multiple vectors ternary FP four registers	-
		x0	110	00	1xx		SME2 multiple vectors ternary int four registers	-
		x0		1x			UNALLOCATED	-
		x1					UNALLOCATED	-
	!= 00	x0	111	00			UNALLOCATED	-

SME2 multiple vectors long FMA four sources

The encodings in this section are decoded from [SME2 Multi-vector - Multiple Array Vectors \(Four registers\)](#).

31	30	29	28	27	26	25	24	23	22	21	20	19	18	17	16	15	14	13	12	11	10	9	8	7	6	5	4	3	2	1	0
1	1	0	0	0	0	0	1	1	0	1		Zm		0	1	0	Rv		0	1	0		Zn		0	0	op	S	0		off2

Decode fields		Instruction Details	Feature
op	S		
0	0	FMLAL (multiple vectors, FP16 to FP32)	FEAT_SME2
0	1	FMLS (multiple vectors)	FEAT_SME2
1	0	BFMLAL (multiple vectors)	FEAT_SME2
1	1	BFMLS (multiple vectors)	FEAT_SME2

SME2 multiple vectors FP dot product four registers

The encodings in this section are decoded from [SME2 Multi-vector - Multiple Array Vectors \(Four registers\)](#).

31	30	29	28	27	26	25	24	23	22	21	20	19	18	17	16	15	14	13	12	11	10	9	8	7	6	5	4	3	2	1	0
1	1	0	0	0	0	0	1	1	0	1	Zm		0		1	0	Rv		1		0	0	Zn		0		opc		0	off3	

Decode fields		Instruction Details	Feature
opc			
00		FDOT (2-way, multiple vectors, FP16 to FP32)	FEAT_SME2
01		BFDOT (multiple vectors)	FEAT_SME2
10		FDOT (2-way, multiple vectors, FP8 to FP16)	FEAT_SME_F8F16
11		FDOT (4-way, multiple vectors)	FEAT_SME_F8F32

SME2 multiple vectors long MLA four sources

The encodings in this section are decoded from [SME2 Multi-vector - Multiple Array Vectors \(Four registers\)](#).

31	30	29	28	27	26	25	24	23	22	21	20	19	18	17	16	15	14	13	12	11	10	9	8	7	6	5	4	3	2	1	0
1	1	0	0	0	0	0	1	1	1	1		Zm		0	1	0		Rv		0	1	0		Zn		0	0	U	S	0	off2

Decode fields		Instruction Details	Feature
U	S		
0	0	SMLAL (multiple vectors)	FEAT_SME2
0	1	SMLSL (multiple vectors)	FEAT_SME2
1	0	UMLAL (multiple vectors)	FEAT_SME2
1	1	UMLSL (multiple vectors)	FEAT_SME2

SME2 multiple vectors two-way dot product four registers

The encodings in this section are decoded from [SME2 Multi-vector - Multiple Array Vectors \(Four registers\)](#).

31	30	29	28	27	26	25	24	23	22	21	20	19	18	17	16	15	14	13	12	11	10	9	8	7	6	5	4	3	2	1	0
1	1	0	0	0	0	0	1	1	1	1	Zm		0	1	0	Rv		1	0	1	Zn		0	0	U	1	off3				

Decode fields		Instruction Details	Feature
U	S		
0		SDOT (2-way, multiple vectors)	FEAT_SME2
1		UDOT (2-way, multiple vectors)	FEAT_SME2

SME2 multiple vectors binary FP four registers

The encodings in this section are decoded from [SME2 Multi-vector - Multiple Array Vectors \(Four registers\)](#).

31	30	29	28	27	26	25	24	23	22	21	20	19	18	17	16	15	14	13	12	11	10	9	8	7	6	5	4	3	2	1	0
1	1	0	0	0	0	0	1	1	sz	1	0	0	0	0	1	0	Rv		1	1	1		Zm		0	0	0	S	off3		

Decode fields		Instruction Details	Feature
S			
0		FADD	FEAT_SME2
1		FSUB	FEAT_SME2

SME2 multiple vectors binary int four registers

The encodings in this section are decoded from [SME2 Multi-vector - Multiple Array Vectors \(Four registers\)](#).

31	30	29	28	27	26	25	24	23	22	21	20	19	18	17	16	15	14	13	12	11	10	9	8	7	6	5	4	3	2	1	0
1	1	0	0	0	0	0	1	1	sz	1	0	0	0	0	1	0	Rv		1	1	1		Zm		0	0	1	S		off3	

Decode fields		Instruction Details	Feature
S			
0		ADD (array accumulators)	FEAT_SME2
1		SUB (array accumulators)	FEAT_SME2

SME2 multiple vectors binary FP16 four registers

The encodings in this section are decoded from [SME2 Multi-vector - Multiple Array Vectors \(Four registers\)](#).

31	30	29	28	27	26	25	24	23	22	21	20	19	18	17	16	15	14	13	12	11	10	9	8	7	6	5	4	3	2	1	0
1	1	0	0	0	0	0	1	1	sz	1	0	0	1	0	1	0	Rv		1	1	1		Zm		0	0	0	S	off3		

Decode fields		Instruction Details	Feature
sz	S		
0	0	FADD	FEAT_SME_F16F16 FEAT_SME_F8F16
0	1	FSUB	FEAT_SME_F16F16 FEAT_SME_F8F16
1	0	BFADD	FEAT_SME_B16B16
1	1	BFSUB	FEAT_SME_B16B16

SME2 multiple vectors long long MLA four sources

The encodings in this section are decoded from [SME2 Multi-vector - Multiple Array Vectors \(Four registers\)](#).

31	30	29	28	27	26	25	24	23	22	21	20	19	18	17	16	15	14	13	12	11	10	9	8	7	6	5	4	3	2	1	0
1	1	0	0	0	0	0	1	1	sz	1		Zm		0	1	0	Rv		0	0	0		Zn		0	0	U	S	op	0	o1

Decode fields				Instruction Details	Feature
sz	U	S	op		
	0	0	0	SMLALL (multiple vectors)	FEAT_SME2
	0	1	0	SMLSLL (multiple vectors)	FEAT_SME2
	1	0	0	UMLALL (multiple vectors)	FEAT_SME2
	1	1	0	UMLSLL (multiple vectors)	FEAT_SME2
0	0	0	1	USMLALL (multiple vectors)	FEAT_SME2
0	0	1	1	UNALLOCATED	-
0	1		1	UNALLOCATED	-
1			1	UNALLOCATED	-

SME2 multiple vectors ternary FP16 four registers

The encodings in this section are decoded from [SME2 Multi-vector - Multiple Array Vectors \(Four registers\)](#).

31	30	29	28	27	26	25	24	23	22	21	20	19	18	17	16	15	14	13	12	11	10	9	8	7	6	5	4	3	2	1	0
1	1	0	0	0	0	0	1	1	sz	1		Zm		0	1	0	Rv		1	0	0		Zn		0	0	S	1		off3	

Decode fields		Instruction Details	Feature
sz	S		
0	0	FMLA (multiple vectors)	FEAT_SME_F16F16
0	1	FMLS (multiple vectors)	FEAT_SME_F16F16
1	0	BFMLA (multiple vectors)	FEAT_SME_B16B16
1	1	BFMLS (multiple vectors)	FEAT_SME_B16B16

SME2 multiple vectors four-way dot product four registers

The encodings in this section are decoded from [SME2 Multi-vector - Multiple Array Vectors \(Four registers\)](#).

31	30	29	28	27	26	25	24	23	22	21	20	19	18	17	16	15	14	13	12	11	10	9	8	7	6	5	4	3	2	1	0
1	1	0	0	0	0	0	1	1	sz	1	Zm		0		1	0	Rv		1		0	1	Zn		0		0	U	0	off3	

Decode fields		Instruction Details	Feature
U			
0		SDOT (4-way, multiple vectors)	FEAT_SME2
1		UDOT (4-way, multiple vectors)	FEAT_SME2

SME2 multiple vectors ternary FP four registers

The encodings in this section are decoded from [SME2 Multi-vector - Multiple Array Vectors \(Four registers\)](#).

31	30	29	28	27	26	25	24	23	22	21	20	19	18	17	16	15	14	13	12	11	10	9	8	7	6	5	4	3	2	1	0
1	1	0	0	0	0	0	1	1	sz	1		Zm		0	1	0	Rv		1	1	0		Zn		0	0	0	S		off3	

Decode fields	Instruction Details	Feature
S		
0	FMLA (multiple vectors)	FEAT_SME2
1	FMLS (multiple vectors)	FEAT_SME2

SME2 multiple vectors ternary int four registers

The encodings in this section are decoded from [SME2 Multi-vector - Multiple Array Vectors \(Four registers\)](#).

31	30	29	28	27	26	25	24	23	22	21	20	19	18	17	16	15	14	13	12	11	10	9	8	7	6	5	4	3	2	1	0
1	1	0	0	0	0	0	1	1	sz	1		Zm		0	1	0	Rv		1	1	0		Zn		0	0	1	S		off3	

Decode fields	Instruction Details	Feature
S		
0	ADD (array results, multiple vectors)	FEAT_SME2
1	SUB (array results, multiple vectors)	FEAT_SME2

SME2 Multi-vector - Indexed (One register)

The encodings in this section are decoded from [SME encodings](#).

31	30	29	28	27	26	25	24	23	22	21	20	19	18	17	16	15	14	13	12	11	10	9	8	7	6	5	4	3	2	1	0
1	1	0	0	0	0	0	1		op0		0	0							op1								op2				

Decode fields			Instruction details	Feature
op0	op1	op2		
00			SME2 multi-vec indexed long long MLA one source 32-bit	-
01		000	FMLALL (multiple and indexed vector) — One ZA quad-vector	FEAT_SME_F8F32
01		!= 000	UNALLOCATED	-
10	0	xx0	SME2 multi-vec indexed long long MLA one source 64-bit	-
10	0	xx1	UNALLOCATED	-
10	1		SME2 multi-vec indexed long FMA one source	-
11	0	0xx	FMLAL (multiple and indexed vector, FP8 to FP16) — One ZA double-vector	FEAT_SME_F8F16
11	0	1xx	UNALLOCATED	-
11	1		SME2 multi-vec indexed long MLA one source	-

SME2 multi-vec indexed long long MLA one source 32-bit

The encodings in this section are decoded from [SME2 Multi-vector - Indexed \(One register\)](#).

31	30	29	28	27	26	25	24	23	22	21	20	19	18	17	16	15	14	13	12	11	10	9	8	7	6	5	4	3	2	1	0
1	1	0	0	0	0	0	1	0	0	0	0	Zm		i4h		Rv		i4l		Zn				U		S		op		off2	

Decode fields			Instruction Details	Feature
U	S	op		
	1	1	UNALLOCATED	-
0	0	0	SMLALL (multiple and indexed vector)	FEAT_SME2
0	0	1	USMLALL (multiple and indexed vector)	FEAT_SME2
0	1	0	SMLSLL (multiple and indexed vector)	FEAT_SME2
1	0	0	UMLALL (multiple and indexed vector)	FEAT_SME2
1	0	1	SUMLALL (multiple and indexed vector)	FEAT_SME2
1	1	0	UMLSLL (multiple and indexed vector)	FEAT_SME2

SME2 multi-vec indexed long long MLA one source 64-bit

The encodings in this section are decoded from [SME2 Multi-vector - Indexed \(One register\)](#).

31	30	29	28	27	26	25	24	23	22	21	20	19	18	17	16	15	14	13	12	11	10	9	8	7	6	5	4	3	2	1	0
1	1	0	0	0	0	0	1	1	0	0	0	Zm			i3h	Rv	0	i3l	Zn			U	S	0	off2						

Decode fields		Instruction Details	Feature
U	S		
0	0	SMLALL (multiple and indexed vector)	FEAT_SME2 && FEAT_SME_I16I64
0	1	SMLSLL (multiple and indexed vector)	FEAT_SME2 && FEAT_SME_I16I64
1	0	UMLALL (multiple and indexed vector)	FEAT_SME2 && FEAT_SME_I16I64
1	1	UMLSLL (multiple and indexed vector)	FEAT_SME2 && FEAT_SME_I16I64

SME2 multi-vec indexed long FMA one source

The encodings in this section are decoded from [SME2 Multi-vector - Indexed \(One register\)](#).

31	30	29	28	27	26	25	24	23	22	21	20	19	18	17	16	15	14	13	12	11	10	9	8	7	6	5	4	3	2	1	0
1	1	0	0	0	0	0	1	1	0	0	0	Zm			i3h	Rv	1	i3l	Zn				op	S	off3						

Decode fields		Instruction Details	Feature
op	S		
0	0	FMLAL (multiple and indexed vector, FP16 to FP32)	FEAT_SME2
0	1	FMLSLL (multiple and indexed vector)	FEAT_SME2
1	0	BFMLAL (multiple and indexed vector)	FEAT_SME2
1	1	BFMLSLL (multiple and indexed vector)	FEAT_SME2

SME2 multi-vec indexed long MLA one source

The encodings in this section are decoded from [SME2 Multi-vector - Indexed \(One register\)](#).

31	30	29	28	27	26	25	24	23	22	21	20	19	18	17	16	15	14	13	12	11	10	9	8	7	6	5	4	3	2	1	0
1	1	0	0	0	0	0	1	1	1	0	0	Zm			i3h	Rv	1	i3l	Zn				U	S	off3						

Decode fields		Instruction Details	Feature
U	S		
0	0	SMLAL (multiple and indexed vector)	FEAT_SME2
0	1	SMLSLL (multiple and indexed vector)	FEAT_SME2
1	0	UMLAL (multiple and indexed vector)	FEAT_SME2
1	1	UMLSLL (multiple and indexed vector)	FEAT_SME2

SME2 Multi-vector - Indexed (Two registers)

The encodings in this section are decoded from [SME encodings](#).

31	30	29	28	27	26	25	24	23	22	21	20	19	18	17	16	15	14	13	12	11	10	9	8	7	6	5	4	3	2	1	0
1	1	0	0	0	0	0	1		op0		0	1				0				op1						op2	op3				

Decode fields				Instruction details	Feature
op0	op1	op2	op3		
00	0x			SME2 multi-vec indexed long long MLA two sources 32-bit	-
00	1x			SME2 multi-vec ternary indexed two registers 16-bit	-
01				SME2 multi-vec ternary indexed two registers 32-bit	-
10	00	0		SME2 multi-vec indexed long long MLA two sources 64-bit	-
10	01	0		UNALLOCATED	-

10	0x	1	00	FMLALL (multiple and indexed vector) — Two ZA quad-vectors	FEAT_SME_F8F32
10	0x	1	!= 00	UNALLOCATED	-
10	1x	0		SME2 multi-vec indexed long FMA two sources	-
10	1x	1	0x	UNALLOCATED	-
10	1x	1	1x	FMLAL (multiple and indexed vector, FP8 to FP16) — Two ZA double-vectors	FEAT_SME_F8F16
11	00	0		SME2 multi-vec ternary indexed two registers 64-bit	-
11	01	0		SME2 multi-vec indexed FP8 two-way vertical dot product to single-precision two registers	-
11	1x	0		SME2 multi-vec indexed long MLA two sources	-
11		1	0x	SME2 multi-vec indexed FP8 two-way dot product to FP16 two registers	-
11		1	1x	UNALLOCATED	-

SME2 multi-vec indexed long long MLA two sources 32-bit

The encodings in this section are decoded from [SME2 Multi-vector - Indexed \(Two registers\)](#).

31	30	29	28	27	26	25	24	23	22	21	20	19	18	17	16	15	14	13	12	11	10	9	8	7	6	5	4	3	2	1	0
1	1	0	0	0	0	0	1	0	0	0	1	Zm			0	Rv	0	i4h	Zn			op	U	S	i4l		o1				

Decode fields			Instruction Details	Feature
op	U	S		
0	0	0	SMLALL (multiple and indexed vector)	FEAT_SME2
0	0	1	SMLSLL (multiple and indexed vector)	FEAT_SME2
0	1	0	UMLALL (multiple and indexed vector)	FEAT_SME2
0	1	1	UMLSLL (multiple and indexed vector)	FEAT_SME2
1		1	UNALLOCATED	-
1	0	0	USMLALL (multiple and indexed vector)	FEAT_SME2
1	1	0	SUMLALL (multiple and indexed vector)	FEAT_SME2

SME2 multi-vec ternary indexed two registers 16-bit

The encodings in this section are decoded from [SME2 Multi-vector - Indexed \(Two registers\)](#).

31	30	29	28	27	26	25	24	23	22	21	20	19	18	17	16	15	14	13	12	11	10	9	8	7	6	5	4	3	2	1	0
1	1	0	0	0	0	0	1	0	0	0	1	Zm			0	Rv	1	i3h	Zn			op	S	i3l	off3						

Decode fields		Instruction Details	Feature
op	S		
0	0	FMLA (multiple and indexed vector)	FEAT_SME_F16F16
0	1	FMLS (multiple and indexed vector)	FEAT_SME_F16F16
1	0	BFMLA (multiple and indexed vector)	FEAT_SME_B16B16
1	1	BFMLS (multiple and indexed vector)	FEAT_SME_B16B16

SME2 multi-vec ternary indexed two registers 32-bit

The encodings in this section are decoded from [SME2 Multi-vector - Indexed \(Two registers\)](#).

31	30	29	28	27	26	25	24	23	22	21	20	19	18	17	16	15	14	13	12	11	10	9	8	7	6	5	4	3	2	1	0
1	1	0	0	0	0	0	1	0	1	0	1	Zm			0	Rv	op	i2	Zn			opc2			off3						

Decode fields		Instruction Details	Feature
op	opc2		
0	000	FMLA (multiple and indexed vector)	FEAT_SME2

Decode fields		Instruction Details	Feature
op	opc2		
0	001	FVDOT (FP16 to FP32)	FEAT_SME2
0	010	FMLS (multiple and indexed vector)	FEAT_SME2
0	011	BFVDOT	FEAT_SME2
0	100	SVDOT (2-way)	FEAT_SME2
0	101	UNALLOCATED	-
0	110	UVDOT (2-way)	FEAT_SME2
0	111	FDOT (4-way, multiple and indexed vector)	FEAT_SME_F8F32
1	000	SDOT (2-way, multiple and indexed vector)	FEAT_SME2
1	001	FDOT (2-way, multiple and indexed vector, FP16 to FP32)	FEAT_SME2
1	010	UDOT (2-way, multiple and indexed vector)	FEAT_SME2
1	011	BFDOT (multiple and indexed vector)	FEAT_SME2
1	100	SDOT (4-way, multiple and indexed vector)	FEAT_SME2
1	101	USDOT (4-way, multiple and indexed vector)	FEAT_SME2
1	110	UDOT (4-way, multiple and indexed vector)	FEAT_SME2
1	111	SUDOT (4-way, multiple and indexed vector)	FEAT_SME2

SME2 multi-vec indexed long long MLA two sources 64-bit

The encodings in this section are decoded from [SME2 Multi-vector - Indexed \(Two registers\)](#).

31	30	29	28	27	26	25	24	23	22	21	20	19	18	17	16	15	14	13	12	11	10	9	8	7	6	5	4	3	2	1	0
1	1	0	0	0	0	0	1	1	0	0	1	Zm			0	Rv	0	0	i3h	Zn			0	U	S	i3l	o1				

Decode fields		Instruction Details	Feature
U	S		
0	0	SMLALL (multiple and indexed vector)	FEAT_SME2 && FEAT_SME_I16I64
0	1	SMLSLL (multiple and indexed vector)	FEAT_SME2 && FEAT_SME_I16I64
1	0	UMLALL (multiple and indexed vector)	FEAT_SME2 && FEAT_SME_I16I64
1	1	UMLSLL (multiple and indexed vector)	FEAT_SME2 && FEAT_SME_I16I64

SME2 multi-vec indexed long FMA two sources

The encodings in this section are decoded from [SME2 Multi-vector - Indexed \(Two registers\)](#).

31	30	29	28	27	26	25	24	23	22	21	20	19	18	17	16	15	14	13	12	11	10	9	8	7	6	5	4	3	2	1	0
1	1	0	0	0	0	0	1	1	0	0	1	Zm			0	Rv	1	i3h	Zn			0	op	S	i3l	off2					

Decode fields		Instruction Details	Feature
op	S		
0	0	FMLAL (multiple and indexed vector, FP16 to FP32)	FEAT_SME2
0	1	FMLS (multiple and indexed vector)	FEAT_SME2
1	0	BFMLAL (multiple and indexed vector)	FEAT_SME2
1	1	BFMLS (multiple and indexed vector)	FEAT_SME2

SME2 multi-vec ternary indexed two registers 64-bit

The encodings in this section are decoded from [SME2 Multi-vector - Indexed \(Two registers\)](#).

31	30	29	28	27	26	25	24	23	22	21	20	19	18	17	16	15	14	13	12	11	10	9	8	7	6	5	4	3	2	1	0
1	1	0	0	0	0	0	1	1	1	0	1	Zm			0	Rv	0	0	i1	Zn			0	opc	off3						

Decode fields opc	Instruction Details	Feature
00	FMLA (multiple and indexed vector)	FEAT_SME2 && FEAT_SME_F64F64
01	SDOT (4-way, multiple and indexed vector)	FEAT_SME2 && FEAT_SME_I16I64
10	FMLS (multiple and indexed vector)	FEAT_SME2 && FEAT_SME_F64F64
11	UDOT (4-way, multiple and indexed vector)	FEAT_SME2 && FEAT_SME_I16I64

SME2 multi-vec indexed FP8 two-way vertical dot product to single-precision two registers

The encodings in this section are decoded from [SME2 Multi-vector - Indexed \(Two registers\)](#).

31	30	29	28	27	26	25	24	23	22	21	20	19	18	17	16	15	14	13	12	11	10	9	8	7	6	5	4	3	2	1	0
1	1	0	0	0	0	0	1	1	1	0	1		Zm		0		Rv		0	1	i2h		Zn		0	T	i2l		off3		

Decode fields T	Instruction Details	Feature
0	FVDOTB	FEAT_SME_F8F32
1	FVDOTT	FEAT_SME_F8F32

SME2 multi-vec indexed long MLA two sources

The encodings in this section are decoded from [SME2 Multi-vector - Indexed \(Two registers\)](#).

31	30	29	28	27	26	25	24	23	22	21	20	19	18	17	16	15	14	13	12	11	10	9	8	7	6	5	4	3	2	1	0
1	1	0	0	0	0	0	1	1	1	0	1		Zm		0		Rv		1	i3h		Zn		0	U	S	i3l		off2		

Decode fields U S	Instruction Details	Feature
0 0	SMLAL (multiple and indexed vector)	FEAT_SME2
0 1	SMLSL (multiple and indexed vector)	FEAT_SME2
1 0	UMLAL (multiple and indexed vector)	FEAT_SME2
1 1	UMLSL (multiple and indexed vector)	FEAT_SME2

SME2 multi-vec indexed FP8 two-way dot product to FP16 two registers

The encodings in this section are decoded from [SME2 Multi-vector - Indexed \(Two registers\)](#).

31	30	29	28	27	26	25	24	23	22	21	20	19	18	17	16	15	14	13	12	11	10	9	8	7	6	5	4	3	2	1	0
1	1	0	0	0	0	0	1	1	1	0	1		Zm		0		Rv		op	i3h		Zn		1	0	i3l		off3			

Decode fields op	Instruction Details	Feature
0	FDOT (2-way, multiple and indexed vector, FP8 to FP16)	FEAT_SME_F8F16
1	FVDOT (FP8 to FP16)	FEAT_SME_F8F16

SME2 Multi-vector - Indexed (Four registers)

The encodings in this section are decoded from [SME encodings](#).

31	30	29	28	27	26	25	24	23	22	21	20	19	18	17	16	15	14	13	12	11	10	9	8	7	6	5	4	3	2	1	0
1	1	0	0	0	0	0	1	op0	0	1					1				op1							op2		op3			

Decode fields op0 op1 op2 op3	Instruction details	Feature
00 0x 0xx	SME2 multi-vec indexed long long MLA four sources 32-bit	-

00	0x	100	0	FMLALL (multiple and indexed vector) — Four ZA quad-vectors	FEAT_SME_F8F32
00	0x	100	1	UNALLOCATED	-
00	1x	0xx		SME2 multi-vec ternary indexed four registers 16-bit	-
00	1x	100		FDOT (2-way, multiple and indexed vector, FP8 to FP16) — Four ZA single-vectors	FEAT_SME_F8F16
00		101		UNALLOCATED	-
00		11x		UNALLOCATED	-
01		0xx		SME2 multi-vec ternary indexed four registers 32-bit	-
10	00	00x		SME2 multi-vec indexed long long MLA four sources 64-bit	-
10	01	00x		UNALLOCATED	-
10	0x	01x		UNALLOCATED	-
10	1x	00x		SME2 multi-vec indexed long FMA four sources	-
10	1x	010		FMLAL (multiple and indexed vector, FP8 to FP16) — Four ZA double-vectors	FEAT_SME_F8F16
10	1x	011		UNALLOCATED	-
11	0x	00x		SME2 multi-vec ternary indexed four registers 64-bit	-
11	1x	00x		SME2 multi-vec indexed long MLA four sources	-
11		01x		UNALLOCATED	-
!= 00		1xx		UNALLOCATED	-

SME2 multi-vec indexed long long MLA four sources 32-bit

The encodings in this section are decoded from [SME2 Multi-vector - Indexed \(Four registers\)](#).

31	30	29	28	27	26	25	24	23	22	21	20	19	18	17	16	15	14	13	12	11	10	9	8	7	6	5	4	3	2	1	0
1	1	0	0	0	0	0	1	0	0	0	1		Zm		1	Rv	0	i4h		Zn		0	op	U	S	i4l	o1				

Decode fields			Instruction Details	Feature
op	U	S		
0	0	0	SMLALL (multiple and indexed vector)	FEAT_SME2
0	0	1	SMLSLL (multiple and indexed vector)	FEAT_SME2
0	1	0	UMLALL (multiple and indexed vector)	FEAT_SME2
0	1	1	UMLSLL (multiple and indexed vector)	FEAT_SME2
1		1	UNALLOCATED	-
1	0	0	USMLALL (multiple and indexed vector)	FEAT_SME2
1	1	0	SUMLALL (multiple and indexed vector)	FEAT_SME2

SME2 multi-vec ternary indexed four registers 16-bit

The encodings in this section are decoded from [SME2 Multi-vector - Indexed \(Four registers\)](#).

31	30	29	28	27	26	25	24	23	22	21	20	19	18	17	16	15	14	13	12	11	10	9	8	7	6	5	4	3	2	1	0
1	1	0	0	0	0	0	1	0	0	0	1		Zm		1	Rv	1	i3h		Zn		0	op	S	i3l	off3					

Decode fields		Instruction Details	Feature
op	S		
0	0	FMLA (multiple and indexed vector)	FEAT_SME_F16F16
0	1	FMLS (multiple and indexed vector)	FEAT_SME_F16F16
1	0	BFMLA (multiple and indexed vector)	FEAT_SME_B16B16
1	1	BFMLS (multiple and indexed vector)	FEAT_SME_B16B16

SME2 multi-vec ternary indexed four registers 32-bit

The encodings in this section are decoded from [SME2 Multi-vector - Indexed \(Four registers\)](#).

31	30	29	28	27	26	25	24	23	22	21	20	19	18	17	16	15	14	13	12	11	10	9	8	7	6	5	4	3	2	1	0
1	1	0	0	0	0	0	1	0	1	0	1		Zm		1		Rv	op	i2		Zn		0		opc2				off3		

Decode fields		Instruction Details	Feature
op	opc2		
0	000	FMLA (multiple and indexed vector)	FEAT_SME2
0	001	FDOT (4-way, multiple and indexed vector)	FEAT_SME_F8F32
0	010	FMLS (multiple and indexed vector)	FEAT_SME2
0	011	UNALLOCATED	-
0	100	SVDOT (4-way)	FEAT_SME2
0	101	USVDOT	FEAT_SME2
0	110	UVDOT (4-way)	FEAT_SME2
0	111	SUVDOT	FEAT_SME2
1	000	SDOT (2-way, multiple and indexed vector)	FEAT_SME2
1	001	FDOT (2-way, multiple and indexed vector, FP16 to FP32)	FEAT_SME2
1	010	UDOT (2-way, multiple and indexed vector)	FEAT_SME2
1	011	BFDOT (multiple and indexed vector)	FEAT_SME2
1	100	SDOT (4-way, multiple and indexed vector)	FEAT_SME2
1	101	USDOT (4-way, multiple and indexed vector)	FEAT_SME2
1	110	UDOT (4-way, multiple and indexed vector)	FEAT_SME2
1	111	SUDOT (4-way, multiple and indexed vector)	FEAT_SME2

SME2 multi-vec indexed long long MLA four sources 64-bit

The encodings in this section are decoded from [SME2 Multi-vector - Indexed \(Four registers\)](#).

31	30	29	28	27	26	25	24	23	22	21	20	19	18	17	16	15	14	13	12	11	10	9	8	7	6	5	4	3	2	1	0
1	1	0	0	0	0	0	1	1	0	0	1	Zm				1	Rv		0	0	i3h	Zn			0	0	U	S	i3l	o1	

Decode fields		Instruction Details	Feature
U	S		
0	0	SMLALL (multiple and indexed vector)	FEAT_SME2 && FEAT_SME_I16I64
0	1	SMLSLL (multiple and indexed vector)	FEAT_SME2 && FEAT_SME_I16I64
1	0	UMLALL (multiple and indexed vector)	FEAT_SME2 && FEAT_SME_I16I64
1	1	UMLSLL (multiple and indexed vector)	FEAT_SME2 && FEAT_SME_I16I64

SME2 multi-vec indexed long FMA four sources

The encodings in this section are decoded from [SME2 Multi-vector - Indexed \(Four registers\)](#).

31	30	29	28	27	26	25	24	23	22	21	20	19	18	17	16	15	14	13	12	11	10	9	8	7	6	5	4	3	2	1	0
1	1	0	0	0	0	0	1	1	0	0	1	Zm			1	Rv	1	i3h	Zn			0	0	op	S	i3l	off2				

Decode fields		Instruction Details	Feature
op	S		
0	0	FMLAL (multiple and indexed vector, FP16 to FP32)	FEAT_SME2
0	1	FMLS (multiple and indexed vector)	FEAT_SME2
1	0	BFMLAL (multiple and indexed vector)	FEAT_SME2
1	1	BFMLS (multiple and indexed vector)	FEAT_SME2

SME2 multi-vec ternary indexed four registers 64-bit

The encodings in this section are decoded from [SME2 Multi-vector - Indexed \(Four registers\)](#).

31	30	29	28	27	26	25	24	23	22	21	20	19	18	17	16	15	14	13	12	11	10	9	8	7	6	5	4	3	2	1	0
1	1	0	0	0	0	0	1	1	1	0	1		Zm			1		Rv	0	op	i1		Zn		0	0	opc2		off3		

Decode fields		Instruction Details	Feature
op	opc2		
0	00	FMLA (multiple and indexed vector)	FEAT_SME2 && FEAT_SME_F64F64
0	01	SDOT (4-way, multiple and indexed vector)	FEAT_SME2 && FEAT_SME_I16I64
0	10	FMLS (multiple and indexed vector)	FEAT_SME2 && FEAT_SME_F64F64
0	11	UDOT (4-way, multiple and indexed vector)	FEAT_SME2 && FEAT_SME_I16I64
1	×0	UNALLOCATED	-
1	01	SVDOT (4-way)	FEAT_SME2 && FEAT_SME_I16I64
1	11	UVDOT (4-way)	FEAT_SME2 && FEAT_SME_I16I64

SME2 multi-vec indexed long MLA four sources

The encodings in this section are decoded from [SME2 Multi-vector - Indexed \(Four registers\)](#).

31	30	29	28	27	26	25	24	23	22	21	20	19	18	17	16	15	14	13	12	11	10	9	8	7	6	5	4	3	2	1	0
1	1	0	0	0	0	0	1	1	1	0	1	Zm			1	Rv		1	i3h	Zn		0	0	U	S	i3l	off2				

Decode fields		Instruction Details	Feature
U	S		
0	0	SMLAL (multiple and indexed vector)	FEAT_SME2
0	1	SMLSL (multiple and indexed vector)	FEAT_SME2
1	0	UMLAL (multiple and indexed vector)	FEAT_SME2
1	1	UMLSL (multiple and indexed vector)	FEAT_SME2

SME2 Multi-vector - Multiple and Single SVE Destructive (Two registers)

The encodings in this section are decoded from [SME encodings](#).

31	30	29	28	27	26	25	24	23	22	21	20	19	18	17	16	15	14	13	12	11	10	9	8	7	6	5	4	3	2	1	0
1	1	0	0	0	0	0	1			1	0					1	0	1	0	0	op0	op1		op2							

Decode fields			Instruction details
op0	op1	op2	
0	00	00x	SME2 single-multi int min/max two registers
0	00	101	UNALLOCATED
0	01	00x	SME2 single-multi FP min/max two registers
0	01	100	SME2 multiple and single vector FSCALE two registers
0	01	101	UNALLOCATED
0	0x	×1x	UNALLOCATED
0	10		SME2 single-multi shift two registers
0	11	000	SME2 single-multi add two registers
0	11	!= 000	UNALLOCATED
1	00	000	SME2 single-multi signed saturating doubling multiply high two registers
1	00	×10	UNALLOCATED
1	00	××1	UNALLOCATED
1	!= 00		UNALLOCATED
	00	100	UNALLOCATED

SME2 single-multi int min/max two registers

The encodings in this section are decoded from [SME2 Multi-vector - Multiple and Single SVE Destructive \(Two registers\)](#).

31	30	29	28	27	26	25	24	23	22	21	20	19	18	17	16	15	14	13	12	11	10	9	8	7	6	5	4	3	2	1	0
1	1	0	0	0	0	0	1	size	1	0	Zm				1	0	1	0	0	0	0	0	0	0	0	op	Zdn			U	

Decode fields		Instruction Details		Feature
op	U			
0	0	SMAx (multiple and single vector)		FEAT_SME2
0	1	UMAx (multiple and single vector)		FEAT_SME2
1	0	SMIN (multiple and single vector)		FEAT_SME2
1	1	UMIN (multiple and single vector)		FEAT_SME2

SME2 single-multi FP min/max two registers

The encodings in this section are decoded from [SME2 Multi-vector - Multiple and Single SVE Destructive \(Two registers\)](#).

31	30	29	28	27	26	25	24	23	22	21	20	19	18	17	16	15	14	13	12	11	10	9	8	7	6	5	4	3	2	1	0
1	1	0	0	0	0	0	1	size	1	0	Zm				1	0	1	0	0	0	0	1	0	0	op	Zdn			o2		

Decode fields			Instruction Details		Feature
size	op	o2			
00	0	0	BFMAx (multiple and single vector)		FEAT_SME2 && FEAT_SVE_B16B16
00	0	1	BFMIN (multiple and single vector)		FEAT_SME2 && FEAT_SVE_B16B16
00	1	0	BFMAxNM (multiple and single vector)		FEAT_SME2 && FEAT_SVE_B16B16
00	1	1	BFMINNM (multiple and single vector)		FEAT_SME2 && FEAT_SVE_B16B16
!= 00	0	0	FMAx (multiple and single vector)		FEAT_SME2
!= 00	0	1	FMIN (multiple and single vector)		FEAT_SME2
!= 00	1	0	FMAxNM (multiple and single vector)		FEAT_SME2
!= 00	1	1	FMINNM (multiple and single vector)		FEAT_SME2

SME2 multiple and single vector FSCALE two registers

The encodings in this section are decoded from [SME2 Multi-vector - Multiple and Single SVE Destructive \(Two registers\)](#).

31	30	29	28	27	26	25	24	23	22	21	20	19	18	17	16	15	14	13	12	11	10	9	8	7	6	5	4	3	2	1	0
1	1	0	0	0	0	0	1	size	1	0	Zm				1	0	1	0	0	0	0	1	1	0	0	Zdn			op		

Decode fields		Instruction Details		Feature
size	op			
	1	UNALLOCATED		-
00	0	BFSCALE (multiple and single vector)		FEAT_SME2 && FEAT_SVE_BFSCALE
!= 00	0	FSCALE (multiple and single vector)		FEAT_SME2 && FEAT_FP8

SME2 single-multi shift two registers

The encodings in this section are decoded from [SME2 Multi-vector - Multiple and Single SVE Destructive \(Two registers\)](#).

31	30	29	28	27	26	25	24	23	22	21	20	19	18	17	16	15	14	13	12	11	10	9	8	7	6	5	4	3	2	1	0
1	1	0	0	0	0	0	1	size	1	0	Zm				1	0	1	0	0	0	1	0	opc		Zdn				U		

Decode fields		Instruction Details		Feature
opc	U			
001	0	SRSHL (multiple and single vector)		FEAT_SME2
001	1	URSHL (multiple and single vector)		FEAT_SME2

Decode fields	Instruction Details	Feature
opc U		
!= 001	UNALLOCATED	-

SME2 single-multi add two registers

The encodings in this section are decoded from [SME2 Multi-vector - Multiple and Single SVE Destructive \(Two registers\)](#).

31	30	29	28	27	26	25	24	23	22	21	20	19	18	17	16	15	14	13	12	11	10	9	8	7	6	5	4	3	2	1	0
1	1	0	0	0	0	0	1	size	1	0	Zm				1	0	1	0	0	0	1	1	0	0	0	Zdn			op		

Decode fields	Instruction Details	Feature
op		
0	ADD (to vector)	FEAT_SME2
1	UNALLOCATED	-

SME2 single-multi signed saturating doubling multiply high two registers

The encodings in this section are decoded from [SME2 Multi-vector - Multiple and Single SVE Destructive \(Two registers\)](#).

31	30	29	28	27	26	25	24	23	22	21	20	19	18	17	16	15	14	13	12	11	10	9	8	7	6	5	4	3	2	1	0
1	1	0	0	0	0	0	1	size	1	0	Zm				1	0	1	0	0	1	0	0	0	0	Zdn				op		

Decode fields	Instruction Details	Feature
op		
0	SQDMULH (multiple and single vector)	FEAT_SME2
1	UNALLOCATED	-

SME2 Multi-vector - Multiple and Single SVE Destructive (Four registers)

The encodings in this section are decoded from [SME encodings](#).

31	30	29	28	27	26	25	24	23	22	21	20	19	18	17	16	15	14	13	12	11	10	9	8	7	6	5	4	3	2	1	0
1	1	0	0	0	0	0	1			1	0					1	0	1	0	1	op0	op1		op2						0	

Decode fields			Instruction details
op0	op1	op2	
0	00	00x	SME2 single-multi int min/max four registers
0	00	101	UNALLOCATED
0	01	00x	SME2 single-multi FP min/max four registers
0	01	100	SME2 multiple and single vector FSCALE four registers
0	01	101	UNALLOCATED
0	0x	x1x	UNALLOCATED
0	10		SME2 single-multi shift four registers
0	11	000	SME2 single-multi add four registers
0	11	!= 000	UNALLOCATED
1	00	000	SME2 single-multi signed saturating doubling multiply high four registers
1	00	x10	UNALLOCATED
1	00	xx1	UNALLOCATED
1	!= 00		UNALLOCATED
	00	100	UNALLOCATED

SME2 single-multi int min/max four registers

The encodings in this section are decoded from [SME2 Multi-vector - Multiple and Single SVE Destructive \(Four registers\)](#).

31	30	29	28	27	26	25	24	23	22	21	20	19	18	17	16	15	14	13	12	11	10	9	8	7	6	5	4	3	2	1	0
1	1	0	0	0	0	0	1	size	1	0	Zm				1	0	1	0	1	0	0	0	0	0	op	Zdn			0	U	

Decode fields		Instruction Details		Feature
op	U			
0	0	SMAX (multiple and single vector)		FEAT_SME2
0	1	UMAX (multiple and single vector)		FEAT_SME2
1	0	SMIN (multiple and single vector)		FEAT_SME2
1	1	UMIN (multiple and single vector)		FEAT_SME2

SME2 single-multi FP min/max four registers

The encodings in this section are decoded from [SME2 Multi-vector - Multiple and Single SVE Destructive \(Four registers\)](#).

31	30	29	28	27	26	25	24	23	22	21	20	19	18	17	16	15	14	13	12	11	10	9	8	7	6	5	4	3	2	1	0
1	1	0	0	0	0	0	1	size	1	0	Zm				1	0	1	0	1	0	0	1	0	0	op	Zdn			0	o2	

Decode fields			Instruction Details		Feature
size	op	o2			
00	0	0	BFMAX (multiple and single vector)		FEAT_SME2 && FEAT_SVE_B16B16
00	0	1	BFMIN (multiple and single vector)		FEAT_SME2 && FEAT_SVE_B16B16
00	1	0	BFMAXNM (multiple and single vector)		FEAT_SME2 && FEAT_SVE_B16B16
00	1	1	BFMINNM (multiple and single vector)		FEAT_SME2 && FEAT_SVE_B16B16
!= 00	0	0	FMAX (multiple and single vector)		FEAT_SME2
!= 00	0	1	FMIN (multiple and single vector)		FEAT_SME2
!= 00	1	0	FMAXNM (multiple and single vector)		FEAT_SME2
!= 00	1	1	FMINNM (multiple and single vector)		FEAT_SME2

SME2 multiple and single vector FSCALE four registers

The encodings in this section are decoded from [SME2 Multi-vector - Multiple and Single SVE Destructive \(Four registers\)](#).

31	30	29	28	27	26	25	24	23	22	21	20	19	18	17	16	15	14	13	12	11	10	9	8	7	6	5	4	3	2	1	0
1	1	0	0	0	0	0	1	size	1	0	Zm				1	0	1	0	1	0	0	1	1	0	0	Zdn			0	op	

Decode fields		Instruction Details		Feature
size	op			
	1	UNALLOCATED		-
00	0	BFSCALE (multiple and single vector)		FEAT_SME2 && FEAT_SVE_BFSCALE
!= 00	0	FSCALE (multiple and single vector)		FEAT_SME2 && FEAT_FP8

SME2 single-multi shift four registers

The encodings in this section are decoded from [SME2 Multi-vector - Multiple and Single SVE Destructive \(Four registers\)](#).

31	30	29	28	27	26	25	24	23	22	21	20	19	18	17	16	15	14	13	12	11	10	9	8	7	6	5	4	3	2	1	0
1	1	0	0	0	0	0	1	size	1	0	Zm				1	0	1	0	1	0	1	0	1	0	opc		Zdn		0	U	

Decode fields		Instruction Details		Feature
opc	U			
001	0	SRSHL (multiple and single vector)		FEAT_SME2
001	1	URSHL (multiple and single vector)		FEAT_SME2

Decode fields	Instruction Details		Feature
opc	U		
!= 001		UNALLOCATED	-

SME2 single-multi add four registers

The encodings in this section are decoded from [SME2 Multi-vector - Multiple and Single SVE Destructive \(Four registers\)](#).

31	30	29	28	27	26	25	24	23	22	21	20	19	18	17	16	15	14	13	12	11	10	9	8	7	6	5	4	3	2	1	0
1	1	0	0	0	0	0	1	size	1	0	Zm				1	0	1	0	1	0	1	0	1	1	0	0	0	Zdn		0	op

Decode fields	Instruction Details		Feature
op			
0		ADD (to vector)	FEAT_SME2
1		UNALLOCATED	-

SME2 single-multi signed saturating doubling multiply high four registers

The encodings in this section are decoded from [SME2 Multi-vector - Multiple and Single SVE Destructive \(Four registers\)](#).

31	30	29	28	27	26	25	24	23	22	21	20	19	18	17	16	15	14	13	12	11	10	9	8	7	6	5	4	3	2	1	0
1	1	0	0	0	0	0	1	size	1	0	Zm				1	0	1	0	1	1	0	0	0	0	0	0	Zdn		0	op	

Decode fields	Instruction Details		Feature
op			
0		SQDMULH (multiple and single vector)	FEAT_SME2
1		UNALLOCATED	-

SME2 Multi-vector - Multiple Vectors SVE Destructive (Four registers)

The encodings in this section are decoded from [SME encodings](#).

31	30	29	28	27	26	25	24	23	22	21	20	19	18	17	16	15	14	13	12	11	10	9	8	7	6	5	4	3	2	1	0
1	1	0	0	0	0	0	1			1				0	0	1	0	1	1	1	0	op0								0	

Decode fields	Instruction details	
op0		
000		SME2 multiple vectors int min/max four registers
001		UNALLOCATED
010		SME2 multiple vectors FP min/max four registers
011		SME2 multiple vectors FSCALE four registers
10x		SME2 multiple vectors shift four registers
11x		UNALLOCATED

SME2 multiple vectors int min/max four registers

The encodings in this section are decoded from [SME2 Multi-vector - Multiple Vectors SVE Destructive \(Four registers\)](#).

31	30	29	28	27	26	25	24	23	22	21	20	19	18	17	16	15	14	13	12	11	10	9	8	7	6	5	4	3	2	1	0
1	1	0	0	0	0	0	1	size	1	Zm			0	0	1	0	1	1	1	0	0	0	0	opc		Zdn			0	U	

Decode fields	Instruction Details		Feature
opc	U		
00	0	SMAX (multiple vectors)	FEAT_SME2
00	1	UMAX (multiple vectors)	FEAT_SME2

Decode fields opc	U	Instruction Details	Feature
01	0	SMIN (multiple vectors)	FEAT_SME2
01	1	UMIN (multiple vectors)	FEAT_SME2
1×		UNALLOCATED	-

SME2 multiple vectors FP min/max four registers

The encodings in this section are decoded from [SME2 Multi-vector - Multiple Vectors SVE Destructive \(Four registers\)](#).

31	30	29	28	27	26	25	24	23	22	21	20	19	18	17	16	15	14	13	12	11	10	9	8	7	6	5	4	3	2	1	0
1	1	0	0	0	0	0	1	size	1		Zm	0	0	1	0	1	1	1	0	0	1	0	opc		Zdn	0	o2				

Decode fields size	opc	o2	Instruction Details	Feature
	10	0	FAMAX	FEAT_SME2 && FEAT_FAMINMAX
	10	1	FAMIN	FEAT_SME2 && FEAT_FAMINMAX
	11		UNALLOCATED	-
00	00	0	BFMAX (multiple vectors)	FEAT_SME2 && FEAT_SVE_B16B16
00	00	1	BFMIN (multiple vectors)	FEAT_SME2 && FEAT_SVE_B16B16
00	01	0	BFMAXNM (multiple vectors)	FEAT_SME2 && FEAT_SVE_B16B16
00	01	1	BFMINNM (multiple vectors)	FEAT_SME2 && FEAT_SVE_B16B16
!= 00	00	0	FMAX (multiple vectors)	FEAT_SME2
!= 00	00	1	FMIN (multiple vectors)	FEAT_SME2
!= 00	01	0	FMAXNM (multiple vectors)	FEAT_SME2
!= 00	01	1	FMINNM (multiple vectors)	FEAT_SME2

SME2 multiple vectors FSCALE four registers

The encodings in this section are decoded from [SME2 Multi-vector - Multiple Vectors SVE Destructive \(Four registers\)](#).

31	30	29	28	27	26	25	24	23	22	21	20	19	18	17	16	15	14	13	12	11	10	9	8	7	6	5	4	3	2	1	0
1	1	0	0	0	0	0	1	size	1		Zm	0	0	1	0	1	1	1	0	0	1	1	opc		Zdn	0	o2				

Decode fields size	opc	o2	Instruction Details	Feature
	00	1	UNALLOCATED	-
	!= 00		UNALLOCATED	-
00	00	0	BFSCALE (multiple vectors)	FEAT_SME2 && FEAT_SVE_BFSCALE
!= 00	00	0	FSCALE (multiple vectors)	FEAT_SME2 && FEAT_FP8

SME2 multiple vectors shift four registers

The encodings in this section are decoded from [SME2 Multi-vector - Multiple Vectors SVE Destructive \(Four registers\)](#).

31	30	29	28	27	26	25	24	23	22	21	20	19	18	17	16	15	14	13	12	11	10	9	8	7	6	5	4	3	2	1	0
1	1	0	0	0	0	0	1	size	1		Zm	0	0	1	0	1	1	1	0	1	0	opc		Zdn	0	U					

Decode fields opc	U	Instruction Details	Feature
001	0	SRSHL (multiple vectors)	FEAT_SME2
001	1	URSHL (multiple vectors)	FEAT_SME2
!= 001		UNALLOCATED	-

SME2 Multi-vector - Multiple Vectors SVE Saturating Multiply (Four registers)

The encodings in this section are decoded from [SME encodings](#).

31	30	29	28	27	26	25	24	23	22	21	20	19	18	17	16	15	14	13	12	11	10	9	8	7	6	5	4	3	2	1	0
1	1	0	0	0	0	0	1			1				0	0	1	0	1	1	1	1		op0							0	

Decode fields	Instruction details
op0	
00000	SME2 multi-vector signed saturating doubling multiply high four registers
!= 00000	UNALLOCATED

SME2 multi-vector signed saturating doubling multiply high four registers

The encodings in this section are decoded from [SME2 Multi-vector - Multiple Vectors SVE Saturating Multiply \(Four registers\)](#).

31	30	29	28	27	26	25	24	23	22	21	20	19	18	17	16	15	14	13	12	11	10	9	8	7	6	5	4	3	2	1	0
1	1	0	0	0	0	0	1	size	1		Zm			0	0	1	0	1	1	1	1		0	0	0	0	0	Zdn		0	op

Decode fields	Instruction Details	Feature
op		
0	SQDMULH (multiple vectors)	FEAT_SME2
1	UNALLOCATED	-

SME2 Multi-vector - Multiple Vectors SVE Destructive (Two registers)

The encodings in this section are decoded from [SME encodings](#).

31	30	29	28	27	26	25	24	23	22	21	20	19	18	17	16	15	14	13	12	11	10	9	8	7	6	5	4	3	2	1	0
1	1	0	0	0	0	0	1			1					0	1	0	1	1	0	0	op0									

Decode fields	Instruction details
op0	
000	SME2 multiple vectors int min/max two registers
001	UNALLOCATED
010	SME2 multiple vectors FP min/max two registers
011	SME2 multiple vectors FSCALE two registers
10x	SME2 multiple vectors shift two registers
11x	UNALLOCATED

SME2 multiple vectors int min/max two registers

The encodings in this section are decoded from [SME2 Multi-vector - Multiple Vectors SVE Destructive \(Two registers\)](#).

31	30	29	28	27	26	25	24	23	22	21	20	19	18	17	16	15	14	13	12	11	10	9	8	7	6	5	4	3	2	1	0
1	1	0	0	0	0	0	1	size	1	Zm					0	1	0	1	1	0	0	0	0	0	opc	Zdn			U		

Decode fields	Instruction Details	Feature
opc	U	
00	0	SMAX (multiple vectors)
00	1	UMAX (multiple vectors)
01	0	SMIN (multiple vectors)
01	1	UMIN (multiple vectors)
1x		UNALLOCATED
		-

SME2 multiple vectors FP min/max two registers

The encodings in this section are decoded from [SME2 Multi-vector - Multiple Vectors SVE Destructive \(Two registers\)](#).

31	30	29	28	27	26	25	24	23	22	21	20	19	18	17	16	15	14	13	12	11	10	9	8	7	6	5	4	3	2	1	0
1	1	0	0	0	0	0	1	size	1		Zm		0	1	0	1	1	0	0	0	1	0	opc		Zdn						o2

Decode fields			Instruction Details		Feature
size	opc	o2			
	10	0	FAMAX		FEAT_SME2 && FEAT_FAMINMAX
	10	1	FAMIN		FEAT_SME2 && FEAT_FAMINMAX
	11		UNALLOCATED		-
00	00	0	BFMAX (multiple vectors)		FEAT_SME2 && FEAT_SVE_B16B16
00	00	1	BFMIN (multiple vectors)		FEAT_SME2 && FEAT_SVE_B16B16
00	01	0	BFMAXNM (multiple vectors)		FEAT_SME2 && FEAT_SVE_B16B16
00	01	1	BFMINNM (multiple vectors)		FEAT_SME2 && FEAT_SVE_B16B16
!= 00	00	0	FMAX (multiple vectors)		FEAT_SME2
!= 00	00	1	FMIN (multiple vectors)		FEAT_SME2
!= 00	01	0	FMAXNM (multiple vectors)		FEAT_SME2
!= 00	01	1	FMINNM (multiple vectors)		FEAT_SME2

SME2 multiple vectors FSCALE two registers

The encodings in this section are decoded from [SME2 Multi-vector - Multiple Vectors SVE Destructive \(Two registers\)](#).

31	30	29	28	27	26	25	24	23	22	21	20	19	18	17	16	15	14	13	12	11	10	9	8	7	6	5	4	3	2	1	0
1	1	0	0	0	0	0	1	size	1		Zm		0	1	0	1	1	0	0	0	1	1	opc		Zdn						o2

Decode fields			Instruction Details		Feature
size	opc	o2			
	00	1	UNALLOCATED		-
	!= 00		UNALLOCATED		-
00	00	0	BFSCALE (multiple vectors)		FEAT_SME2 && FEAT_SVE_BFSCALE
!= 00	00	0	FSCALE (multiple vectors)		FEAT_SME2 && FEAT_FP8

SME2 multiple vectors shift two registers

The encodings in this section are decoded from [SME2 Multi-vector - Multiple Vectors SVE Destructive \(Two registers\)](#).

31	30	29	28	27	26	25	24	23	22	21	20	19	18	17	16	15	14	13	12	11	10	9	8	7	6	5	4	3	2	1	0
1	1	0	0	0	0	0	1	size	1		Zm		0	1	0	1	1	0	0	1	0	opc		Zdn							U

Decode fields		Instruction Details		Feature
opc	U			
001	0	SRSHL (multiple vectors)		FEAT_SME2
001	1	URSHL (multiple vectors)		FEAT_SME2
!= 001		UNALLOCATED		-

SME2 Multi-vector - Multiple Vectors SVE Saturating Multiply (Two registers)

The encodings in this section are decoded from [SME encodings](#).

31	30	29	28	27	26	25	24	23	22	21	20	19	18	17	16	15	14	13	12	11	10	9	8	7	6	5	4	3	2	1	0
1	1	0	0	0	0	0	1			1					0	1	0	1	1	0	1	op0									

Decode fields

Instruction details

op0	
00000	SME2 multi-vector signed saturating doubling multiply high two registers
!= 00000	UNALLOCATED

SME2 multi-vector signed saturating doubling multiply high two registers

The encodings in this section are decoded from [SME2 Multi-vector - Multiple Vectors SVE Saturating Multiply \(Two registers\)](#).

31	30	29	28	27	26	25	24	23	22	21	20	19	18	17	16	15	14	13	12	11	10	9	8	7	6	5	4	3	2	1	0
1	1	0	0	0	0	0	1	size	1		Zm	0	1	0	1	1	0	1	0	0	0	0	0	0	0		Zdn				op

Decode fields op	Instruction Details	Feature
0	SQDMULH (multiple vectors)	FEAT_SME2
1	UNALLOCATED	-

SME2 Multi-vector - SVE Select

The encodings in this section are decoded from [SME encodings](#).

31	30	29	28	27	26	25	24	23	22	21	20	19	18	17	16	15	14	13	12	11	10	9	8	7	6	5	4	3	2	1	0
1	1	0	0	0	0	0	1			1				op0	1	0	0								op1						op2

Decode fields			Instruction details	Feature
op0	op1	op2		
01	00	00	SEL — Four registers	FEAT_SME2
01	00	10	UNALLOCATED	-
01	10	x0	UNALLOCATED	-
11	x0	x0	UNALLOCATED	-
x0	x0	x0	SEL — Two registers	FEAT_SME2
	x0	x1	UNALLOCATED	-
	x1		UNALLOCATED	-

SME2 Multi-vector - SVE Constructive Binary

The encodings in this section are decoded from [SME encodings](#).

31	30	29	28	27	26	25	24	23	22	21	20	19	18	17	16	15	14	13	12	11	10	9	8	7	6	5	4	3	2	1	0
1	1	0	0	0	0	0	1	op0	1							1	1	0	op1												op2

Decode fields			Instruction details
op0	op1	op2	
00	101		SME2 multi-vec quadwords ZIP two registers
01	101		UNALLOCATED
10	101		UNALLOCATED
11	101		SME2 multi-vec saturating shift right narrow two registers
	000		SME2 multi-vec FCLAMP two registers
	001		SME2 multi-vec CLAMP two registers
	010	0	SME2 multi-vec FCLAMP four registers
	011	0	SME2 multi-vec CLAMP four registers
	01x	1	UNALLOCATED
	100		SME2 multi-vec ZIP two registers
	11x		SME2 multi-vec saturating shift right narrow four registers

SME2 multi-vec quadwords ZIP two registers

The encodings in this section are decoded from [SME2 Multi-vector - SVE Constructive Binary](#).

31	30	29	28	27	26	25	24	23	22	21	20	19	18	17	16	15	14	13	12	11	10	9	8	7	6	5	4	3	2	1	0
1	1	0	0	0	0	0	1	0	0	1			Zm			1	1	0	1	0	1			Zn			Zd				op

Decode fields	Instruction Details	Feature
op		
0	ZIP (two registers)	FEAT_SME2
1	UZP (two registers)	FEAT_SME2

SME2 multi-vec saturating shift right narrow two registers

The encodings in this section are decoded from [SME2 Multi-vector - SVE Constructive Binary](#).

31	30	29	28	27	26	25	24	23	22	21	20	19	18	17	16	15	14	13	12	11	10	9	8	7	6	5	4	3	2	1	0
1	1	0	0	0	0	0	1	1	1	1	op		imm4			1	1	0	1	0	1			Zn		U			Zd		

Decode fields	Instruction Details	Feature
op	U	
0	0	SQRSHR (two registers)
0	1	UQRSHR (two registers)
1	0	SQRSHRU (two registers)
1	1	UNALLOCATED
		-

SME2 multi-vec FCLAMP two registers

The encodings in this section are decoded from [SME2 Multi-vector - SVE Constructive Binary](#).

31	30	29	28	27	26	25	24	23	22	21	20	19	18	17	16	15	14	13	12	11	10	9	8	7	6	5	4	3	2	1	0
1	1	0	0	0	0	0	1	size	1				Zm			1	1	0	0	0	0			Zn			Zd				op

Decode fields	Instruction Details	Feature
size	op	
	1	UNALLOCATED
00	0	BFCLAMP
!= 00	0	FCLAMP
		FEAT_SME2

SME2 multi-vec CLAMP two registers

The encodings in this section are decoded from [SME2 Multi-vector - SVE Constructive Binary](#).

31	30	29	28	27	26	25	24	23	22	21	20	19	18	17	16	15	14	13	12	11	10	9	8	7	6	5	4	3	2	1	0
1	1	0	0	0	0	0	1	size	1				Zm			1	1	0	0	0	1			Zn			Zd				U

Decode fields	Instruction Details	Feature
U		
0	SCLAMP	FEAT_SME2
1	UCLAMP	FEAT_SME2

SME2 multi-vec FCLAMP four registers

The encodings in this section are decoded from [SME2 Multi-vector - SVE Constructive Binary](#).

31	30	29	28	27	26	25	24	23	22	21	20	19	18	17	16	15	14	13	12	11	10	9	8	7	6	5	4	3	2	1	0
1	1	0	0	0	0	0	1	size	1				Zm			1	1	0	0	1	0			Zn			Zd		0		op

Decode fields size	op	Instruction Details	Feature
	1	UNALLOCATED	-
00	0	BFCLAMP	FEAT_SME2 && FEAT_SVE_B16B16
!= 00	0	FCLAMP	FEAT_SME2

SME2 multi-vec CLAMP four registers

The encodings in this section are decoded from [SME2 Multi-vector - SVE Constructive Binary](#).

31	30	29	28	27	26	25	24	23	22	21	20	19	18	17	16	15	14	13	12	11	10	9	8	7	6	5	4	3	2	1	0
1	1	0	0	0	0	0	1	size	1	Zm						1	1	0	0	1	1	Zn					Zd		0	U	

Decode fields U	Instruction Details	Feature
0	SCLAMP	FEAT_SME2
1	UCLAMP	FEAT_SME2

SME2 multi-vec ZIP two registers

The encodings in this section are decoded from [SME2 Multi-vector - SVE Constructive Binary](#).

31	30	29	28	27	26	25	24	23	22	21	20	19	18	17	16	15	14	13	12	11	10	9	8	7	6	5	4	3	2	1	0
1	1	0	0	0	0	0	1	size	1	Zm						1	1	0	1	0	0	Zn					Zd			op	

Decode fields op	Instruction Details	Feature
0	ZIP (two registers)	FEAT_SME2
1	UZP (two registers)	FEAT_SME2

SME2 multi-vec saturating shift right narrow four registers

The encodings in this section are decoded from [SME2 Multi-vector - SVE Constructive Binary](#).

31	30	29	28	27	26	25	24	23	22	21	20	19	18	17	16	15	14	13	12	11	10	9	8	7	6	5	4	3	2	1	0
1	1	0	0	0	0	0	1	tsize	1	imm5			1	1	0	1	1	N	Zn		op	U	Zd								

Decode fields N	op	U	Instruction Details	Feature
	1	1	UNALLOCATED	-
0	0	0	SQRSHR (four registers)	FEAT_SME2
0	0	1	UQRSHR (four registers)	FEAT_SME2
0	1	0	SQRSHRU (four registers)	FEAT_SME2
1	0	0	SQRSHRN	FEAT_SME2
1	0	1	UQRSHRN	FEAT_SME2
1	1	0	SQRSHRUN	FEAT_SME2

SME2 Multi-vector - SVE Constructive Unary

The encodings in this section are decoded from [SME encodings](#).

31	30	29	28	27	26	25	24	23	22	21	20	19	18	17	16	15	14	13	12	11	10	9	8	7	6	5	4	3	2	1	0
1	1	0	0	0	0	0	1	op0	1		op1		op2			1	1	1	0	0	0				op3					op4	

Decode fields

Instruction details

op0	op1	op2	op3	op4	
00	000	01		x0	SME2 multi-vec FP to int convert two registers
00	000	10		x0	SME2 multi-vec int to FP two registers
00	001	11			UNALLOCATED
00	100	01	0x	00	SME2 multi-vec FP to int convert four registers
00	100	10	0x	00	SME2 multi-vec int to FP four registers
00	101	00	0x		SME2 multi-vec FP8 down convert four registers
00	101	11	00	x0	SME2 multi-vec quadwords ZIP four registers
01	000	01		x0	UNALLOCATED
01	101	00	0x	1x	UNALLOCATED
01	10x	00	0x	0x	UNALLOCATED
0x	000	00			SME2 multi-vec FP down convert two registers
0x	000	11			SME2 multi-vec int down convert two registers
0x	001	00	x0		SME2 multi-vec FP8 down convert two registers
0x	001	00	x1		UNALLOCATED
10	000	00			SME2 multi-vec convert two registers
10	001	00	1x		UNALLOCATED
10	x01	00	0x		UNALLOCATED
11	00x	00			UNALLOCATED
11	101	00	0x	1x	UNALLOCATED
11	10x	00	0x	0x	UNALLOCATED
1x	000	11		x1	UNALLOCATED
1x	000	x1		x0	UNALLOCATED
x0	100	00	0x	0x	UNALLOCATED
	000	01		x1	UNALLOCATED
	000	10		x1	UNALLOCATED
	001	01			SME2 multi-vec unpack two registers
	001	10			SME2 multi-vec FP8 up convert two registers
	01x		x0	x0	SME2 multi-vec FRINT two registers
	100	01	0x	01	UNALLOCATED
	100	01	1x		UNALLOCATED
	100	10	0x	01	UNALLOCATED
	100	11			SME2 multi-vec int down convert four registers
	100	!= 11	0x	1x	UNALLOCATED
	101	01	x0	0x	SME2 multi-vec unpack four registers
	101	01	x0	1x	UNALLOCATED
	101	01	x1		UNALLOCATED
	101	10	00	x0	SME2 multi-vec ZIP four registers
	101	11	1x		UNALLOCATED
	101	1x	00	x1	UNALLOCATED
	101	1x	01		UNALLOCATED
	10x	x0	1x		UNALLOCATED
	11x		00	00	SME2 multi-vec FRINT four registers
	11x		00	10	UNALLOCATED
	11x		10	x0	UNALLOCATED
	x1x		x0	x1	UNALLOCATED
	x1x		x1		UNALLOCATED
!= 00	000	10		x0	UNALLOCATED
!= 00	001	11			UNALLOCATED

!= 00	100	01	0x	00	UNALLOCATED
!= 00	100	10	0x	00	UNALLOCATED
!= 00	101	11	00	x0	UNALLOCATED

SME2 multi-vec FP to int convert two registers

The encodings in this section are decoded from [SME2 Multi-vector - SVE Constructive Unary](#).

31	30	29	28	27	26	25	24	23	22	21	20	19	18	17	16	15	14	13	12	11	10	9	8	7	6	5	4	3	2	1	0
1	1	0	0	0	0	0	1	0	0	1	0	0	0	0	1	1	1	0	0	0			Zn		U			Zd			0

Decode fields U	Instruction Details	Feature
0	FCVTZS	FEAT_SME2
1	FCVTZU	FEAT_SME2

SME2 multi-vec int to FP two registers

The encodings in this section are decoded from [SME2 Multi-vector - SVE Constructive Unary](#).

31	30	29	28	27	26	25	24	23	22	21	20	19	18	17	16	15	14	13	12	11	10	9	8	7	6	5	4	3	2	1	0
1	1	0	0	0	0	0	1	0	0	1	0	0	0	1	0	1	1	1	0	0	0	Zn			U	Zd			0		

Decode fields U	Instruction Details	Feature
0	SCVTF	FEAT_SME2
1	UCVTF	FEAT_SME2

SME2 multi-vec FP to int convert four registers

The encodings in this section are decoded from [SME2 Multi-vector - SVE Constructive Unary](#).

31	30	29	28	27	26	25	24	23	22	21	20	19	18	17	16	15	14	13	12	11	10	9	8	7	6	5	4	3	2	1	0
1	1	0	0	0	0	0	1	0	0	1	1	0	0	0	1	1	1	1	0	0	0	Zn		0	U	Zd		0		0	

Decode fields U	Instruction Details	Feature
0	FCVTZS	FEAT_SME2
1	FCVTZU	FEAT_SME2

SME2 multi-vec int to FP four registers

The encodings in this section are decoded from [SME2 Multi-vector - SVE Constructive Unary](#).

31	30	29	28	27	26	25	24	23	22	21	20	19	18	17	16	15	14	13	12	11	10	9	8	7	6	5	4	3	2	1	0
1	1	0	0	0	0	0	1	0	0	1	1	0	0	1	0	1	1	1	0	0	0	Zn		0	U	Zd		0	0		

Decode fields U	Instruction Details	Feature
0	SCVTF	FEAT_SME2
1	UCVTF	FEAT_SME2

SME2 multi-vec FP8 down convert four registers

The encodings in this section are decoded from [SME2 Multi-vector - SVE Constructive Unary](#).

31	30	29	28	27	26	25	24	23	22	21	20	19	18	17	16	15	14	13	12	11	10	9	8	7	6	5	4	3	2	1	0
1	1	0	0	0	0	0	1	0	0	1	1	0	1	0	0	1	1	1	0	0	0		Zn		0	N				Zd	

Decode fields	Instruction Details	Feature
N		
0	FCVT (narrowing, FP32 to FP8)	FEAT_SME2 && FEAT_FP8
1	FCVTN (FP32 to FP8)	FEAT_SME2 && FEAT_FP8

SME2 multi-vec quadwords ZIP four registers

The encodings in this section are decoded from [SME2 Multi-vector - SVE Constructive Unary](#).

31	30	29	28	27	26	25	24	23	22	21	20	19	18	17	16	15	14	13	12	11	10	9	8	7	6	5	4	3	2	1	0
1	1	0	0	0	0	0	1	0	0	1	1	0	1	1	1	1	1	1	0	0	0	Zn		0 0		Zd		op		0	

Decode fields	Instruction Details	Feature
op		
0	ZIP (four registers)	FEAT_SME2
1	UZP (four registers)	FEAT_SME2

SME2 multi-vec FP down convert two registers

The encodings in this section are decoded from [SME2 Multi-vector - SVE Constructive Unary](#).

31	30	29	28	27	26	25	24	23	22	21	20	19	18	17	16	15	14	13	12	11	10	9	8	7	6	5	4	3	2	1	0
1	1	0	0	0	0	0	1	0	op	1	0	0	0	0	0	1	1	1	0	0	0	Zn			N	Zd					

Decode fields		Instruction Details	Feature
op	N		
0	0	FCVT (narrowing, FP32 to FP16)	FEAT_SME2
0	1	FCVTN (FP32 to FP16)	FEAT_SME2
1	0	BFCVT (single-precision to BFloat16)	FEAT_SME2
1	1	BFCVTN	FEAT_SME2

SME2 multi-vec int down convert two registers

The encodings in this section are decoded from [SME2 Multi-vector - SVE Constructive Unary](#).

31	30	29	28	27	26	25	24	23	22	21	20	19	18	17	16	15	14	13	12	11	10	9	8	7	6	5	4	3	2	1	0
1	1	0	0	0	0	0	1	0	op	1	0	0	0	1	1	1	1	1	0	0	0	Zn			U	Zd					

Decode fields		Instruction Details	Feature
op	U		
0	0	SQCVT (two registers)	FEAT_SME2
0	1	UQCVT (two registers)	FEAT_SME2
1	0	SQCVTU (two registers)	FEAT_SME2
1	1	UNALLOCATED	-

SME2 multi-vec FP8 down convert two registers

The encodings in this section are decoded from [SME2 Multi-vector - SVE Constructive Unary](#).

31	30	29	28	27	26	25	24	23	22	21	20	19	18	17	16	15	14	13	12	11	10	9	8	7	6	5	4	3	2	1	0
1	1	0	0	0	0	0	1	0	op	1	0	0	1	0	0	1	1	1	0	0	0			Zn		0			Zd		

Decode fields	Instruction Details	Feature
op		
0	FCVT (narrowing, FP16 to FP8)	FEAT_SME2 && FEAT_FP8
1	BFCVT (BFloat16 to 8-bit floating-point)	FEAT_SME2 && FEAT_FP8

SME2 multi-vec convert two registers

The encodings in this section are decoded from [SME2 Multi-vector - SVE Constructive Unary](#).

31	30	29	28	27	26	25	24	23	22	21	20	19	18	17	16	15	14	13	12	11	10	9	8	7	6	5	4	3	2	1	0
1	1	0	0	0	0	0	1	1	0	1	0	0	0	0	0	1	1	1	0	0	0	Zn			Zd			L			

Decode fields	Instruction Details	Feature
L		
0	FCVT (widening)	FEAT_SME_F16F16
1	FCVTL	FEAT_SME_F16F16

SME2 multi-vec unpack two registers

The encodings in this section are decoded from [SME2 Multi-vector - SVE Constructive Unary](#).

31	30	29	28	27	26	25	24	23	22	21	20	19	18	17	16	15	14	13	12	11	10	9	8	7	6	5	4	3	2	1	0
1	1	0	0	0	0	0	1	size	1	0	0	1	0	1	1	1	1	0	0	0	Zn			Zd			U				

Decode fields	Instruction Details	Feature
U		
0	SUNPK	FEAT_SME2
1	UUNPK	FEAT_SME2

SME2 multi-vec FP8 up convert two registers

The encodings in this section are decoded from [SME2 Multi-vector - SVE Constructive Unary](#).

31	30	29	28	27	26	25	24	23	22	21	20	19	18	17	16	15	14	13	12	11	10	9	8	7	6	5	4	3	2	1	0
1	1	0	0	0	0	0	1	opc	1	0	0	1	1	0	1	1	1	0	0	0	Zn					Zd			L		

Decode fields		Instruction Details	Feature
opc	L		
00	0	F1CVT, F2CVT — F1CVT	FEAT_SME2 && FEAT_FP8
00	1	F1CVTL, F2CVTL — F1CVTL	FEAT_SME2 && FEAT_FP8
01	0	BF1CVT, BF2CVT — BF1CVT	FEAT_SME2 && FEAT_FP8
01	1	BF1CVTL, BF2CVTL — BF1CVTL	FEAT_SME2 && FEAT_FP8
10	0	F1CVT, F2CVT — F2CVT	FEAT_SME2 && FEAT_FP8
10	1	F1CVTL, F2CVTL — F2CVTL	FEAT_SME2 && FEAT_FP8
11	0	BF1CVT, BF2CVT — BF2CVT	FEAT_SME2 && FEAT_FP8
11	1	BF1CVTL, BF2CVTL — BF2CVTL	FEAT_SME2 && FEAT_FP8

SME2 multi-vec FRINT two registers

The encodings in this section are decoded from [SME2 Multi-vector - SVE Constructive Unary](#).

31	30	29	28	27	26	25	24	23	22	21	20	19	18	17	16	15	14	13	12	11	10	9	8	7	6	5	4	3	2	1	0
1	1	0	0	0	0	0	1	size	1	0	1	opc		1	1	1	0	0	0	Zn			0	Zd			0				

Decode fields size	opc	Instruction Details	Feature
10	000	FRINTN	FEAT_SME2
10	001	FRINTP	FEAT_SME2
10	010	FRINTM	FEAT_SME2
10	011	UNALLOCATED	-
10	100	FRINTA	FEAT_SME2
10	101	UNALLOCATED	-
10	11x	UNALLOCATED	-
!= 10		UNALLOCATED	-

SME2 multi-vec int down convert four registers

The encodings in this section are decoded from [SME2 Multi-vector - SVE Constructive Unary](#).

31	30	29	28	27	26	25	24	23	22	21	20	19	18	17	16	15	14	13	12	11	10	9	8	7	6	5	4	3	2	1	0
1	1	0	0	0	0	0	1	sz	op	1	1	0	0	1	1	1	1	1	0	0	0		Zn		N	U			Zd		

Decode fields op	N	U	Instruction Details	Feature
0	0	0	SQCVT (four registers)	FEAT_SME2
0	0	1	UQCVT (four registers)	FEAT_SME2
0	1	0	SQCVTN	FEAT_SME2
0	1	1	UQCVTN	FEAT_SME2
1		1	UNALLOCATED	-
1	0	0	SQCVTU (four registers)	FEAT_SME2
1	1	0	SQCVTUN	FEAT_SME2

SME2 multi-vec unpack four registers

The encodings in this section are decoded from [SME2 Multi-vector - SVE Constructive Unary](#).

31	30	29	28	27	26	25	24	23	22	21	20	19	18	17	16	15	14	13	12	11	10	9	8	7	6	5	4	3	2	1	0
1	1	0	0	0	0	0	1	size	1	1	0	1	0	1	1	1	1	1	0	0	0		Zn		0		Zd		0	U	

Decode fields U	Instruction Details	Feature
0	SUNPK	FEAT_SME2
1	UUNPK	FEAT_SME2

SME2 multi-vec ZIP four registers

The encodings in this section are decoded from [SME2 Multi-vector - SVE Constructive Unary](#).

31	30	29	28	27	26	25	24	23	22	21	20	19	18	17	16	15	14	13	12	11	10	9	8	7	6	5	4	3	2	1	0
1	1	0	0	0	0	0	1	size	1	1	0	1	1	0	1	1	1	1	0	0	0		Zn		0	0		Zd		op	0

Decode fields op	Instruction Details	Feature
0	ZIP (four registers)	FEAT_SME2
1	UZP (four registers)	FEAT_SME2

SME2 multi-vec FRINT four registers

The encodings in this section are decoded from [SME2 Multi-vector - SVE Constructive Unary](#).

31	30	29	28	27	26	25	24	23	22	21	20	19	18	17	16	15	14	13	12	11	10	9	8	7	6	5	4	3	2	1	0
1	1	0	0	0	0	0	1	size		1	1	1	opc		1		1	1	0	0	0	Zn		0		0	Zd		0		0

Decode fields size	opc	Instruction Details	Feature
10	000	FRINTN	FEAT_SME2
10	001	FRINTP	FEAT_SME2
10	010	FRINTM	FEAT_SME2
10	011	UNALLOCATED	-
10	100	FRINTA	FEAT_SME2
10	101	UNALLOCATED	-
10	11x	UNALLOCATED	-
!= 10		UNALLOCATED	-

SME2 Multi-vector - FP Multiply

The encodings in this section are decoded from [SME encodings](#).

31	30	29	28	27	26	25	24	23	22	21	20	19	18	17	16	15	14	13	12	11	10	9	8	7	6	5	4	3	2	1	0
1	1	0	0	0	0	0	1			1				op0	1	1	1	0	0	1				op1	0				op2	0	

Decode fields op0	op1	op2	Instruction details
01	0	0	SME2 multi-vec FP multiply (four registers)
01	0	1	UNALLOCATED
01	1		UNALLOCATED
11			UNALLOCATED
xx0			SME2 multi-vec FP multiply (two registers)

SME2 multi-vec FP multiply (four registers)

The encodings in this section are decoded from [SME2 Multi-vector - FP Multiply](#).

31	30	29	28	27	26	25	24	23	22	21	20	19	18	17	16	15	14	13	12	11	10	9	8	7	6	5	4	3	2	1	0
1	1	0	0	0	0	0	1	size	1		Zm	0	1	1	1	1	0	0	1		Zn	0	0			Zd	0	0			

Decode fields size	Instruction Details	Feature
00	BFMUL (multiple vectors)	FEAT_SME2 && FEAT_SVE_BFSCALE
!= 00	FMUL (multiple vectors)	FEAT_SME2p2

SME2 multi-vec FP multiply (two registers)

The encodings in this section are decoded from [SME2 Multi-vector - FP Multiply](#).

31	30	29	28	27	26	25	24	23	22	21	20	19	18	17	16	15	14	13	12	11	10	9	8	7	6	5	4	3	2	1	0
1	1	0	0	0	0	0	1	size	1	Zm			0	1	1	1	0	0	1	Zn			0	Zd			0				

Decode fields size	Instruction Details	Feature
00	BFMUL (multiple vectors)	FEAT_SME2 && FEAT_SVE_BFSCALE
!= 00	FMUL (multiple vectors)	FEAT_SME2p2

SME2 Multiple and Single Vector - FP multiply

The encodings in this section are decoded from [SME encodings](#).

31	30	29	28	27	26	25	24	23	22	21	20	19	18	17	16	15	14	13	12	11	10	9	8	7	6	5	4	3	2	1	0
1	1	0	0	0	0	0	1			1					op0	1	1	1	0	1	0				op1	0				op2	0

Decode fields			Instruction details
op0	op1	op2	
0			SME2 multiple and single vector FP multiply (two registers)
1	0	0	SME2 multiple and single vector FP multiply (four registers)
1	0	1	UNALLOCATED
1	1		UNALLOCATED

SME2 multiple and single vector FP multiply (two registers)

The encodings in this section are decoded from [SME2 Multiple and Single Vector - FP multiply](#).

31	30	29	28	27	26	25	24	23	22	21	20	19	18	17	16	15	14	13	12	11	10	9	8	7	6	5	4	3	2	1	0		
1	1	0	0	0	0	0	1	size	1	Zm					0	1	1	1	0	1	0	Zn					0	Zd					0

Decode fields	Instruction Details	Feature
size		
00	BFMUL (multiple and single vector)	FEAT_SME2 && FEAT_SVE_BFSCALE
!= 00	FMUL (multiple and single vector)	FEAT_SME2p2

SME2 multiple and single vector FP multiply (four registers)

The encodings in this section are decoded from [SME2 Multiple and Single Vector - FP multiply](#).

31	30	29	28	27	26	25	24	23	22	21	20	19	18	17	16	15	14	13	12	11	10	9	8	7	6	5	4	3	2	1	0
1	1	0	0	0	0	0	1	size	1			Zm		1	1	1	1	0	1	0				Zn		0	0		Zd		0

Decode fields	Instruction Details	Feature
size		
00	BFMUL (multiple and single vector)	FEAT_SME2 && FEAT_SVE_BFSCALE
!= 00	FMUL (multiple and single vector)	FEAT_SME2p2

SME Memory

The encodings in this section are decoded from [SME encodings](#).

31	30	29	28	27	26	25	24	23	22	21	20	19	18	17	16	15	14	13	12	11	10	9	8	7	6	5	4	3	2	1	0
1	1	1	0	0	0	0				op0					op1					op2									op4		

Decode fields					Instruction details	Feature
op0	op1	op2	op3	op4		
0xx0				0xx	SME load array vector (elements)	-
0xx1				0xx	SME store array vector (elements)	-
100x	00000	0	xx000	0xx	SME save and restore array	-
100x		1	00000	000	SME2 lookup table load/store	-
100x		1	00000	001	UNALLOCATED	-
100x		1	00000	01x	UNALLOCATED	-
100x		1	01000	0xx	UNALLOCATED	-
100x		1	1x000	0xx	UNALLOCATED	-
100x			xx001	0xx	UNALLOCATED	-

100x			xx01x	0xx	UNALLOCATED	-
100x			xx1xx	0xx	UNALLOCATED	-
100x	!= 00000	0	xx000	0xx	UNALLOCATED	-
101x				0xx	UNALLOCATED	-
110x				0xx	UNALLOCATED	-
1110				0xx	LD1Q	FEAT_SME
1111				0xx	ST1Q	FEAT_SME
				1xx	UNALLOCATED	-

SME load array vector (elements)

The encodings in this section are decoded from [SME Memory](#).

31	30	29	28	27	26	25	24	23	22	21	20	19	18	17	16	15	14	13	12	11	10	9	8	7	6	5	4	3	2	1	0
1	1	1	0	0	0	0	0	msz	0	Rm			V	Rs	Pg		Rn			0	opc										

Decode fields msz	Instruction Details	Feature
00	LD1B (scalar plus scalar, tile slice)	FEAT_SME
01	LD1H (scalar plus scalar, tile slice)	FEAT_SME
10	LD1W (scalar plus scalar, tile slice)	FEAT_SME
11	LD1D (scalar plus scalar, tile slice)	FEAT_SME

SME store array vector (elements)

The encodings in this section are decoded from [SME Memory](#).

31	30	29	28	27	26	25	24	23	22	21	20	19	18	17	16	15	14	13	12	11	10	9	8	7	6	5	4	3	2	1	0
1	1	1	0	0	0	0	0	msz	1	Rm			V	Rs	Pg		Rn			0	opc										

Decode fields msz	Instruction Details	Feature
00	ST1B (scalar plus scalar, tile slice)	FEAT_SME
01	ST1H (scalar plus scalar, tile slice)	FEAT_SME
10	ST1W (scalar plus scalar, tile slice)	FEAT_SME
11	ST1D (scalar plus scalar, tile slice)	FEAT_SME

SME save and restore array

The encodings in this section are decoded from [SME Memory](#).

31	30	29	28	27	26	25	24	23	22	21	20	19	18	17	16	15	14	13	12	11	10	9	8	7	6	5	4	3	2	1	0
1	1	1	0	0	0	0	1	0	0	op	0	0	0	0	0	0		Rv	0	0	0			Rn		0				imm4	

Decode fields op	Instruction Details	Feature
0	LDR (array vector)	FEAT_SME
1	STR (array vector)	FEAT_SME

SME2 lookup table load/store

The encodings in this section are decoded from [SME Memory](#).

31	30	29	28	27	26	25	24	23	22	21	20	19	18	17	16	15	14	13	12	11	10	9	8	7	6	5	4	3	2	1	0
1	1	1	0	0	0	0	1	0	0				opc			1		0	0	0	0	0			Rn		0	0	0		opc2

Decode fields opc	opc2	Instruction Details	Feature
x0xxxx		UNALLOCATED	-
x10xxx		UNALLOCATED	-
x110xx		UNALLOCATED	-
x1110x		UNALLOCATED	-
x11110		UNALLOCATED	-
x11111	!= 00	UNALLOCATED	-
011111	00	LDR (table)	FEAT_SME2
111111	00	STR (table)	FEAT_SME2

SVE encodings

The encodings in this section are decoded from [A64 instruction set encoding](#).

31	30	29	28	27	26	25	24	23	22	21	20	19	18	17	16	15	14	13	12	11	10	9	8	7	6	5	4	3	2	1	0
op0			0	0	1	0	op1									op2										op3					

Decode fields op0	op1	op2	op3	Instruction details	Feature
000	0xx0xxxx	000xxx		SVE Integer Binary Arithmetic - Predicated	-
000	0xx0xxxx	001xxx		SVE Integer Reduction	-
000	0xx0xxxx	100xxx		SVE Bitwise Shift - Predicated	-
000	0xx0xxxx	101xxx		SVE Integer Unary Arithmetic - Predicated	-
000	0xx0xxxx	x1xxxx		SVE Integer Multiply-Add - Predicated	-
000	0xx1xxxx	001xxx		SVE Bitwise Logical - Unpredicated	-
000	0xx1xxxx	0100xx		SVE Index Generation	-
000	0xx1xxxx	0101xx		SVE Stack Allocation	-
000	0xx1xxxx	011xxx		SVE2 Integer Arithmetic - Unpredicated	-
000	0xx1xxxx	100xxx		SVE Bitwise Shift - Unpredicated	-
000	0xx1xxxx	1011xx		SVE Integer Misc - Unpredicated	-
000	0xx1xxxx	11xxxx		SVE Element Count	-
000	10x1xxxx	000xxx		SVE Permute Vector - Extract	-
000	11x1xxxx	000xxx		SVE Permute Vector - Segments	-
000	1xx00xxx			SVE Bitwise Immediate	-
000	1xx01xxx			SVE Integer Wide Immediate - Predicated	-
000	1xx1xxxx	001001		SVE Permute Vector - One Source Quadwords	-
000	1xx1xxxx	001110		SVE Permute Vector - Unpredicated	-
000	1xx1xxxx	001111		UNALLOCATED	-
000	1xx1xxxx	010xxx		SVE Permute Predicate	-
000	1xx1xxxx	10xxxx		SVE Permute Vector - Predicated	-
001	0xx0xxxx			SVE Integer Compare - Vectors	-
001	1xx00xxx	11xxxx		SVE Propagate Break	-
001	1xx01xxx	01xxxx		SVE Partition Break	-
001	1xx01xxx	11xxxx		SVE Predicate Misc	-
001	1xx100xx	10xxxx		SVE Predicate Count	-
001	1xx101xx	1000xx		SVE Inc/Dec by Predicate Count	-
001	1xx101xx	1001xx		SVE Write FFR	-
001	1xx101xx	101xxx		UNALLOCATED	-
001	1xx11xxx	10xxxx		UNALLOCATED	-

001	1xx1xxxx	00xxxx		SVE Integer Compare - Scalars	-
001	1xx1xxxx	01xxxx	1	SVE Scalar Integer Compare - Predicate-as-counter	-
001	1xx1xxxx	11xxxx		SVE Integer Wide Immediate - Unpredicated	-
010	0x10xxxx	11001x		UNALLOCATED	-
010	0xx0xxxx	0xxxxx		SVE Integer Multiply-Add - Unpredicated	-
010	0xx0xxxx	10xxxx		SVE2 Integer - Predicated	-
010	0xx1xxxx			SVE Multiply - Indexed	-
010	1xx0xxxx	0xxxxx		SVE2 Widening Integer Arithmetic	-
010	1xx0xxxx	10xxxx		SVE Misc	-
010	1xx0xxxx	11xxxx		SVE2 Accumulate	-
010	1xx1xxxx	0xxxxx		SVE2 Narrowing	-
010	1xx1xxxx	101xxx		SVE2 Histogram Computation (Segment) and Lookup Table	-
010	1xx1xxxx	111xxx		SVE2 Crypto Extensions	-
011	01x1xxxx	111000		UNALLOCATED	-
011	0x01xxxx	0111xx		UNALLOCATED	-
011	0x01xxxx	10xx10		SVE2 FP8 widening multiply-add	-
011	0x01xxxx	10xx11		UNALLOCATED	-
011	0x01xxxx	11x1xx		UNALLOCATED	-
011	0x11xxxx	10xx1x		UNALLOCATED	-
011	0x11xxxx	x1x1xx		UNALLOCATED	-
011	0xx00001	100xxx		UNALLOCATED	-
011	0xx0010x	100xxx		UNALLOCATED	-
011	0xx00x0x	11xxxx		UNALLOCATED	-
011	0xx00x1x	1xxxxx		UNALLOCATED	-
011	0xx010xx	11xxxx		UNALLOCATED	-
011	0xx011xx	1xxxxx		SVE2 floating-point unary operations - zeroing predicated	-
011	0xx1xxxx	001011		UNALLOCATED	-
011	0xx1xxxx	0011xx		UNALLOCATED	-
011	0xx1xxxx	01x0xx		SVE floating-point widening multiply-add - indexed	-
011	0xx1xxxx	10x00x		SVE floating-point widening multiply-add	-
011	0xx1xxxx	10x10x		UNALLOCATED	-
011	0xx1xxxx	11101x		UNALLOCATED	-
011	1xx001xx	0010xx		UNALLOCATED	-
011	1xx001xx	0011xx		SVE floating-point unary operations - unpredicated	-
011	1xx010xx	001xxx		SVE floating-point compare - with zero	-
011	1xx011xx	001xxx		SVE floating-point accumulating reduction	-
011	1xx0xxxx	100xxx		SVE floating-point arithmetic - predicated	-
011	1xx0xxxx	101xxx		SVE floating-point unary operations - merging predicated	-
011	1xx1xxxx			SVE floating-point multiply-add	-
100				SVE Memory - 32-bit Gather and Unsized Contiguous	-
101				SVE Memory - Contiguous Load	-
110				SVE Memory - 64-bit Gather	-
111		001xxx		SVE Memory - Non-temporal and Quadword Scatter Store	-
111		011xxx		SVE Memory - Non-temporal and Multi-register Contiguous Store	-
111		0x0xxx		SVE Memory - Contiguous Store and Unsized Contiguous	-
111		101xxx		SVE Memory - Scatter	-
111		111xxx		SVE Memory - Contiguous Store with Immediate Offset	-

111		1x0xxx		SVE Memory - Scatter with Optional Sign Extend	-
000	0xx1xxxx	000xxx		SVE integer add/subtract vectors (unpredicated)	-
000	0xx1xxxx	1010xx		SVE address generation	-
000	1xx1xxxx	001000		DUP (indexed)	FEAT_SVE FEAT_SME
000	1xx1xxxx	00101x		SVE table lookup (three sources)	-
000	1xx1xxxx	001100		TBL — Single register table	FEAT_SVE FEAT_SME
000	1xx1xxxx	001101		TBXQ	FEAT_SVE2p1 FEAT_SME2p1
000	1xx1xxxx	011xxx		SVE permute vector elements	-
000	1xx1xxxx	11xxxx		SEL (vectors)	FEAT_SVE FEAT_SME
001	0xx1xxxx			SVE integer compare with unsigned immediate	-
001	1xx00xxx	01xxxx		SVE predicate logical operations	-
001	1xx0xxxx	x0xxxx		SVE integer compare with signed immediate	-
001	1xx1xxxx	01xxxx	0	SVE broadcast predicate element	-
010	0000xxxx	11001x		SVE two-way dot product	-
010	0100xxxx	11001x		SVE two-way dot product (indexed)	-
010	0xx0xxxx	11000x		SVE integer clamp	-
010	0xx0xxxx	1101xx		SVE2 multiply-add (checked pointer)	-
010	0xx0xxxx	111xxx		SVE permute vector elements (quadwords)	-
010	1xx1xxxx	100xxx		SVE2 character match	-
010	1xx1xxxx	110xxx		HISTCNT	FEAT_SVE2
011	00x1xxxx	111000		SVE2 FP8 matrix multiply-accumulate	-
011	0x01xxxx	0101xx		SVE2 FP8 multiply-add long (indexed)	-
011	0xx00000	100xxx		FCADD	FEAT_SVE FEAT_SME
011	0xx0000x	101xxx		SVE floating-point convert (top, predicated)	-
011	0xx0010x	101xxx		SVE floating-point convert precision odd elements	-
011	0xx010xx	100xxx		SVE2 floating-point pairwise operations	-
011	0xx010xx	101xxx		SVE floating-point recursive reduction (quadwords)	-
011	0xx0xxxx	0xxxxx		FCMLA (vectors)	FEAT_SVE FEAT_SME
011	0xx1xxxx	0000xx		SVE floating-point multiply-add (indexed)	-
011	0xx1xxxx	0001xx		SVE floating-point complex multiply-add (indexed)	-
011	0xx1xxxx	001001		SVE FP clamp	-
011	0xx1xxxx	0010x0		SVE floating-point multiply (indexed)	-
011	0xx1xxxx	1100xx		SVE2 FP8 multiply-add long long (indexed)	-
011	0xx1xxxx	111001		SVE floating-point matrix multiply accumulate	-
011	1xx000xx	001xxx		SVE floating-point recursive reduction	-
011	1xx0xxxx	000xxx		SVE floating-point arithmetic (unpredicated)	-
011	1xx0xxxx	x1xxxx		SVE floating-point compare vectors	-

SVE Integer Binary Arithmetic - Predicated

The encodings in this section are decoded from [SVE encodings](#).

31	30	29	28	27	26	25	24	23	22	21	20	19	18	17	16	15	14	13	12	11	10	9	8	7	6	5	4	3	2	1	0
0	0	0	0	0	1	0	0			0		op0				0	0	0													

Decode fields		Instruction details	
op0			
00x		SVE integer add/subtract vectors (predicated)	
01x		SVE integer min/max/difference (predicated)	

1 0 0	SVE integer multiply vectors (predicated)
1 0 1	SVE integer divide vectors (predicated)
1 1 x	SVE bitwise logical operations (predicated)

SVE integer add/subtract vectors (predicated)

The encodings in this section are decoded from [SVE Integer Binary Arithmetic - Predicated](#).

31	30	29	28	27	26	25	24	23	22	21	20	19	18	17	16	15	14	13	12	11	10	9	8	7	6	5	4	3	2	1	0
0	0	0	0	0	1	0	0	size	0	0	0	opc	0	0	0	Pg	Zm			Zdn											

Decode fields		Instruction Details	Feature
size	opc		
	0 0 0	ADD (vectors, predicated)	FEAT_SVE FEAT_SME
	0 0 1	SUB (vectors, predicated)	FEAT_SVE FEAT_SME
	0 1 0	UNALLOCATED	-
	0 1 1	SUBR (vectors)	FEAT_SVE FEAT_SME
1 1	1 0 0	ADDPT (predicated)	FEAT_SVE && FEAT_CPA
1 1	1 0 1	SUBPT (predicated)	FEAT_SVE && FEAT_CPA
1 1	1 1 x	UNALLOCATED	-
!= 1 1	1 x x	UNALLOCATED	-

SVE integer min/max/difference (predicated)

The encodings in this section are decoded from [SVE Integer Binary Arithmetic - Predicated](#).

31	30	29	28	27	26	25	24	23	22	21	20	19	18	17	16	15	14	13	12	11	10	9	8	7	6	5	4	3	2	1	0
0	0	0	0	0	1	0	0	size	0	0	1	opc	U	0	0	0	Pg			Zm					Zdn						

Decode fields		Instruction Details	Feature
opc	U		
0 0	0	SMAX (vectors)	FEAT_SVE FEAT_SME
0 0	1	UMAX (vectors)	FEAT_SVE FEAT_SME
0 1	0	SMIN (vectors)	FEAT_SVE FEAT_SME
0 1	1	UMIN (vectors)	FEAT_SVE FEAT_SME
1 0	0	SABD	FEAT_SVE FEAT_SME
1 0	1	UABD	FEAT_SVE FEAT_SME
1 1		UNALLOCATED	-

SVE integer multiply vectors (predicated)

The encodings in this section are decoded from [SVE Integer Binary Arithmetic - Predicated](#).

31	30	29	28	27	26	25	24	23	22	21	20	19	18	17	16	15	14	13	12	11	10	9	8	7	6	5	4	3	2	1	0
0	0	0	0	0	1	0	0	size	0	1	0	0	H	U	0	0	0	Pg	Zm			Zdn									

Decode fields		Instruction Details	Feature
H	U		
0	0	MUL (vectors, predicated)	FEAT_SVE FEAT_SME
0	1	UNALLOCATED	-
1	0	SMULH (predicated)	FEAT_SVE FEAT_SME
1	1	UMULH (predicated)	FEAT_SVE FEAT_SME

SVE integer divide vectors (predicated)

The encodings in this section are decoded from [SVE Integer Binary Arithmetic - Predicated](#).

31	30	29	28	27	26	25	24	23	22	21	20	19	18	17	16	15	14	13	12	11	10	9	8	7	6	5	4	3	2	1	0
0	0	0	0	0	1	0	0	size	0	1	0	1	R	U	0	0	0		Pg					Zm					Zdn		

Decode fields		Instruction Details	Feature
R	U		
0	0	SDIV	FEAT_SVE FEAT_SME
0	1	UDIV	FEAT_SVE FEAT_SME
1	0	SDIVR	FEAT_SVE FEAT_SME
1	1	UDIVR	FEAT_SVE FEAT_SME

SVE bitwise logical operations (predicated)

The encodings in this section are decoded from [SVE Integer Binary Arithmetic - Predicated](#).

31	30	29	28	27	26	25	24	23	22	21	20	19	18	17	16	15	14	13	12	11	10	9	8	7	6	5	4	3	2	1	0
0	0	0	0	0	1	0	0	size	0	1	1	opc			0			0	0	Pg			Zm				Zdn				

Decode fields		Instruction Details	Feature
opc			
000		ORR (vectors, predicated)	FEAT_SVE FEAT_SME
001		EOR (vectors, predicated)	FEAT_SVE FEAT_SME
010		AND (vectors, predicated)	FEAT_SVE FEAT_SME
011		BIC (vectors, predicated)	FEAT_SVE FEAT_SME
1xx		UNALLOCATED	-

SVE Integer Reduction

The encodings in this section are decoded from [SVE encodings](#).

31	30	29	28	27	26	25	24	23	22	21	20	19	18	17	16	15	14	13	12	11	10	9	8	7	6	5	4	3	2	1	0
0	0	0	0	0	1	0	0		0	op0						0	0	1													

Decode fields		Instruction details
op0		
000		SVE integer add reduction (predicated)
001		SVE integer add reduction (quadwords)
010		SVE integer min/max reduction (predicated)
011		SVE integer min/max reduction (quadwords)
10x		SVE constructive prefix (predicated)
110		SVE bitwise logical reduction (predicated)
111		SVE bitwise logical reduction (quadwords)

SVE integer add reduction (predicated)

The encodings in this section are decoded from [SVE Integer Reduction](#).

31	30	29	28	27	26	25	24	23	22	21	20	19	18	17	16	15	14	13	12	11	10	9	8	7	6	5	4	3	2	1	0
0	0	0	0	0	1	0	0		0	0	0	0	op	U	0	0	1		Pg					Zn					Vd		

Decode fields		Instruction Details	Feature
op	U		
0	0	SADDV	FEAT_SVE FEAT_SME

Decode fields op	U	Instruction Details	Feature
0	1	UADDV	FEAT_SVE FEAT_SME
1		UNALLOCATED	-

SVE integer add reduction (quadwords)

The encodings in this section are decoded from [SVE Integer Reduction](#).

31	30	29	28	27	26	25	24	23	22	21	20	19	18	17	16	15	14	13	12	11	10	9	8	7	6	5	4	3	2	1	0
0	0	0	0	0	1	0	0			0	0	0	1	op	U	0	0	1		Pg				Zn					Vd		

Decode fields op	U	Instruction Details	Feature
0	0	UNALLOCATED	-
0	1	ADDQV	FEAT_SVE2p1 FEAT_SME2p1
1		UNALLOCATED	-

SVE integer min/max reduction (predicated)

The encodings in this section are decoded from [SVE Integer Reduction](#).

31	30	29	28	27	26	25	24	23	22	21	20	19	18	17	16	15	14	13	12	11	10	9	8	7	6	5	4	3	2	1	0
0	0	0	0	0	1	0	0			0	0	1	0	op	U	0	0	1		Pg				Zn					Vd		

Decode fields op	U	Instruction Details	Feature
0	0	SMAXV	FEAT_SVE FEAT_SME
0	1	UMAXV	FEAT_SVE FEAT_SME
1	0	SMINV	FEAT_SVE FEAT_SME
1	1	UMINV	FEAT_SVE FEAT_SME

SVE integer min/max reduction (quadwords)

The encodings in this section are decoded from [SVE Integer Reduction](#).

31	30	29	28	27	26	25	24	23	22	21	20	19	18	17	16	15	14	13	12	11	10	9	8	7	6	5	4	3	2	1	0
0	0	0	0	0	1	0	0			0	0	1	1	op	U	0	0	1		Pg				Zn					Vd		

Decode fields op	U	Instruction Details	Feature
0	0	SMAXQV	FEAT_SVE2p1 FEAT_SME2p1
0	1	UMAXQV	FEAT_SVE2p1 FEAT_SME2p1
1	0	SMINQV	FEAT_SVE2p1 FEAT_SME2p1
1	1	UMINQV	FEAT_SVE2p1 FEAT_SME2p1

SVE constructive prefix (predicated)

The encodings in this section are decoded from [SVE Integer Reduction](#).

31	30	29	28	27	26	25	24	23	22	21	20	19	18	17	16	15	14	13	12	11	10	9	8	7	6	5	4	3	2	1	0
0	0	0	0	0	1	0	0			0	1	0		opc	M	0	0	1		Pg				Zn					Zd		

Decode fields opc	Instruction Details	Feature
00	MOVPRFX (predicated)	FEAT_SVE FEAT_SME

Decode fields opc	Instruction Details	Feature
!= 00	UNALLOCATED	-

SVE bitwise logical reduction (predicated)

The encodings in this section are decoded from [SVE Integer Reduction](#).

31	30	29	28	27	26	25	24	23	22	21	20	19	18	17	16	15	14	13	12	11	10	9	8	7	6	5	4	3	2	1	0
0	0	0	0	0	1	0	0			0	1	1	0	opc		0	0	1		Pg				Zn					Vd		

Decode fields opc	Instruction Details	Feature
00	ORV	FEAT_SVE FEAT_SME
01	EORV	FEAT_SVE FEAT_SME
10	ANDV	FEAT_SVE FEAT_SME
11	UNALLOCATED	-

SVE bitwise logical reduction (quadwords)

The encodings in this section are decoded from [SVE Integer Reduction](#).

31	30	29	28	27	26	25	24	23	22	21	20	19	18	17	16	15	14	13	12	11	10	9	8	7	6	5	4	3	2	1	0
0	0	0	0	0	1	0	0			0	1	1	1	opc		0	0	1		Pg				Zn					Vd		

Decode fields opc	Instruction Details	Feature
00	ORQV	FEAT_SVE2p1 FEAT_SME2p1
01	EORQV	FEAT_SVE2p1 FEAT_SME2p1
10	ANDQV	FEAT_SVE2p1 FEAT_SME2p1
11	UNALLOCATED	-

SVE Bitwise Shift - Predicated

The encodings in this section are decoded from [SVE encodings](#).

31	30	29	28	27	26	25	24	23	22	21	20	19	18	17	16	15	14	13	12	11	10	9	8	7	6	5	4	3	2	1	0
0	0	0	0	0	1	0	0			0	op0					1	0	0													

Decode fields op0	Instruction details
0x	SVE bitwise shift by immediate (predicated)
10	SVE bitwise shift by vector (predicated)
11	SVE bitwise shift by wide elements (predicated)

SVE bitwise shift by immediate (predicated)

The encodings in this section are decoded from [SVE Bitwise Shift - Predicated](#).

31	30	29	28	27	26	25	24	23	22	21	20	19	18	17	16	15	14	13	12	11	10	9	8	7	6	5	4	3	2	1	0
0	0	0	0	0	1	0	0	tszh		0	0	opc	L	U	1	0	0		Pg				tszl		imm3				Zdn		

Decode fields opc	L	U	Instruction Details	Feature
00	0	0	ASR (immediate, predicated)	FEAT_SVE FEAT_SME

Decode fields			Instruction Details	Feature
opc	L	U		
00	0	1	LSR (immediate, predicated)	FEAT_SVE FEAT_SME
00	1	0	UNALLOCATED	-
00	1	1	LSL (immediate, predicated)	FEAT_SVE FEAT_SME
01	0	0	ASRD	FEAT_SVE FEAT_SME
01	0	1	UNALLOCATED	-
01	1	0	SQSHL (immediate)	FEAT_SVE2 FEAT_SME
01	1	1	UQSHL (immediate)	FEAT_SVE2 FEAT_SME
10			UNALLOCATED	-
11	0	0	SRSHR	FEAT_SVE2 FEAT_SME
11	0	1	URSHR	FEAT_SVE2 FEAT_SME
11	1	0	UNALLOCATED	-
11	1	1	SQSHLU	FEAT_SVE2 FEAT_SME

SVE bitwise shift by vector (predicated)

The encodings in this section are decoded from [SVE Bitwise Shift - Predicated](#).

31	30	29	28	27	26	25	24	23	22	21	20	19	18	17	16	15	14	13	12	11	10	9	8	7	6	5	4	3	2	1	0
0	0	0	0	0	1	0	0			0	1	0	R	L	U	1	0	0		Pg				Zm					Zdn		

Decode fields			Instruction Details	Feature
R	L	U		
	1	0	UNALLOCATED	-
0	0	0	ASR (vectors)	FEAT_SVE FEAT_SME
0	0	1	LSR (vectors)	FEAT_SVE FEAT_SME
0	1	1	LSL (vectors)	FEAT_SVE FEAT_SME
1	0	0	ASRR	FEAT_SVE FEAT_SME
1	0	1	LSRR	FEAT_SVE FEAT_SME
1	1	1	LSLR	FEAT_SVE FEAT_SME

SVE bitwise shift by wide elements (predicated)

The encodings in this section are decoded from [SVE Bitwise Shift - Predicated](#).

31	30	29	28	27	26	25	24	23	22	21	20	19	18	17	16	15	14	13	12	11	10	9	8	7	6	5	4	3	2	1	0
0	0	0	0	0	1	0	0			0	1	1	R	L	U	1	0	0		Pg				Zm					Zdn		

Decode fields			Instruction Details	Feature
R	L	U		
0	0	0	ASR (wide elements, predicated)	FEAT_SVE FEAT_SME
0	0	1	LSR (wide elements, predicated)	FEAT_SVE FEAT_SME
0	1	0	UNALLOCATED	-
0	1	1	LSL (wide elements, predicated)	FEAT_SVE FEAT_SME
1			UNALLOCATED	-

SVE Integer Unary Arithmetic - Predicated

The encodings in this section are decoded from [SVE encodings](#).

31	30	29	28	27	26	25	24	23	22	21	20	19	18	17	16	15	14	13	12	11	10	9	8	7	6	5	4	3	2	1	0
0	0	0	0	0	1	0	0			0	op0					1	0	1													

Decode fields	Instruction details
op0	
x0	SVE integer unary operations (predicated)
x1	SVE bitwise unary operations (predicated)

SVE integer unary operations (predicated)

The encodings in this section are decoded from [SVE Integer Unary Arithmetic - Predicated](#).

31	30	29	28	27	26	25	24	23	22	21	20	19	18	17	16	15	14	13	12	11	10	9	8	7	6	5	4	3	2	1	0
0	0	0	0	0	1	0	0	size	0	M	0		opc	1	0	1		Pg					Zn						Zd		

Decode fields	Instruction Details	Feature
M	opc	
0	000	SXTB, SXTH, SXTW — Byte, zeroing FEAT_SVE2p2 FEAT_SME2p2
0	001	UXTB, UXTH, UXTW — Byte, zeroing FEAT_SVE2p2 FEAT_SME2p2
0	010	SXTB, SXTH, SXTW — Halfword, zeroing FEAT_SVE2p2 FEAT_SME2p2
0	011	UXTB, UXTH, UXTW — Halfword, zeroing FEAT_SVE2p2 FEAT_SME2p2
0	100	SXTB, SXTH, SXTW — Word, zeroing FEAT_SVE2p2 FEAT_SME2p2
0	101	UXTB, UXTH, UXTW — Word, zeroing FEAT_SVE2p2 FEAT_SME2p2
0	110	ABS — Zeroing FEAT_SVE2p2 FEAT_SME2p2
0	111	NEG — Zeroing FEAT_SVE2p2 FEAT_SME2p2
1	000	SXTB, SXTH, SXTW — Byte, merging FEAT_SVE FEAT_SME
1	001	UXTB, UXTH, UXTW — Byte, merging FEAT_SVE FEAT_SME
1	010	SXTB, SXTH, SXTW — Halfword, merging FEAT_SVE FEAT_SME
1	011	UXTB, UXTH, UXTW — Halfword, merging FEAT_SVE FEAT_SME
1	100	SXTB, SXTH, SXTW — Word, merging FEAT_SVE FEAT_SME
1	101	UXTB, UXTH, UXTW — Word, merging FEAT_SVE FEAT_SME
1	110	ABS — Merging FEAT_SVE FEAT_SME
1	111	NEG — Merging FEAT_SVE FEAT_SME

SVE bitwise unary operations (predicated)

The encodings in this section are decoded from [SVE Integer Unary Arithmetic - Predicated](#).

31	30	29	28	27	26	25	24	23	22	21	20	19	18	17	16	15	14	13	12	11	10	9	8	7	6	5	4	3	2	1	0
0	0	0	0	0	1	0	0	size	0	M	1		opc	1	0	1		Pg					Zn						Zd		

Decode fields	Instruction Details	Feature
M	opc	
	111	UNALLOCATED -
0	000	CLS — Zeroing FEAT_SVE2p2 FEAT_SME2p2
0	001	CLZ — Zeroing FEAT_SVE2p2 FEAT_SME2p2
0	010	CNT — Zeroing FEAT_SVE2p2 FEAT_SME2p2
0	011	CNOT — Zeroing FEAT_SVE2p2 FEAT_SME2p2
0	100	FABS — Zeroing FEAT_SVE2p2 FEAT_SME2p2
0	101	FNEG — Zeroing FEAT_SVE2p2 FEAT_SME2p2
0	110	NOT (vector) — Zeroing FEAT_SVE2p2 FEAT_SME2p2
1	000	CLS — Merging FEAT_SVE FEAT_SME
1	001	CLZ — Merging FEAT_SVE FEAT_SME
1	010	CNT — Merging FEAT_SVE FEAT_SME
1	011	CNOT — Merging FEAT_SVE FEAT_SME

Decode fields M	opc	Instruction Details	Feature
1	100	FABS — Merging	FEAT_SVE FEAT_SME
1	101	FNEG — Merging	FEAT_SVE FEAT_SME
1	110	NOT (vector) — Merging	FEAT_SVE FEAT_SME

SVE Integer Multiply-Add - Predicated

The encodings in this section are decoded from [SVE encodings](#).

31	30	29	28	27	26	25	24	23	22	21	20	19	18	17	16	15	14	13	12	11	10	9	8	7	6	5	4	3	2	1	0
0	0	0	0	0	1	0	0			0						op0	1														

Decode fields op0	Instruction details
0	SVE integer multiply-accumulate writing addend (predicated)
1	SVE integer multiply-add writing multiplicand (predicated)

SVE integer multiply-accumulate writing addend (predicated)

The encodings in this section are decoded from [SVE Integer Multiply-Add - Predicated](#).

31	30	29	28	27	26	25	24	23	22	21	20	19	18	17	16	15	14	13	12	11	10	9	8	7	6	5	4	3	2	1	0
0	0	0	0	0	1	0	0	size	0			Zm				0	1	op		Pg				Zn				Zda			

Decode fields op	Instruction Details	Feature
0	MLA (vectors)	FEAT_SVE FEAT_SME
1	MLS (vectors)	FEAT_SVE FEAT_SME

SVE integer multiply-add writing multiplicand (predicated)

The encodings in this section are decoded from [SVE Integer Multiply-Add - Predicated](#).

31	30	29	28	27	26	25	24	23	22	21	20	19	18	17	16	15	14	13	12	11	10	9	8	7	6	5	4	3	2	1	0
0	0	0	0	0	1	0	0	size	0			Zm				1	1	op		Pg				Za				Zdn			

Decode fields op	Instruction Details	Feature
0	MAD	FEAT_SVE FEAT_SME
1	MSB	FEAT_SVE FEAT_SME

SVE Bitwise Logical - Unpredicated

The encodings in this section are decoded from [SVE encodings](#).

31	30	29	28	27	26	25	24	23	22	21	20	19	18	17	16	15	14	13	12	11	10	9	8	7	6	5	4	3	2	1	0
0	0	0	0	0	1	0	0			1						0	0	1		op0											

Decode fields op0	Instruction details	Feature
0xx	UNALLOCATED	-
100	SVE bitwise logical operations (unpredicated)	-
101	XAR	FEAT_SVE2 FEAT_SME
11x	SVE2 bitwise ternary operations	-

SVE bitwise logical operations (unpredicated)

The encodings in this section are decoded from [SVE Bitwise Logical - Unpredicated](#).

31	30	29	28	27	26	25	24	23	22	21	20	19	18	17	16	15	14	13	12	11	10	9	8	7	6	5	4	3	2	1	0
0	0	0	0	0	1	0	0	opc	1				Zm			0	0	1	1	0	0			Zn					Zd		

Decode fields opc	Instruction Details	Feature
00	AND (vectors, unpredicated)	FEAT_SVE FEAT_SME
01	ORR (vectors, unpredicated)	FEAT_SVE FEAT_SME
10	EOR (vectors, unpredicated)	FEAT_SVE FEAT_SME
11	BIC (vectors, unpredicated)	FEAT_SVE FEAT_SME

SVE2 bitwise ternary operations

The encodings in this section are decoded from [SVE Bitwise Logical - Unpredicated](#).

31	30	29	28	27	26	25	24	23	22	21	20	19	18	17	16	15	14	13	12	11	10	9	8	7	6	5	4	3	2	1	0
0	0	0	0	0	1	0	0	opc	1				Zm			0	0	1	1	1	o2			Zk					Zdn		

Decode fields opc	o2	Instruction Details	Feature
00	0	EOR3	FEAT_SVE2 FEAT_SME
00	1	BSL	FEAT_SVE2 FEAT_SME
01	0	BCAX	FEAT_SVE2 FEAT_SME
01	1	BSL1N	FEAT_SVE2 FEAT_SME
1x	0	UNALLOCATED	-
10	1	BSL2N	FEAT_SVE2 FEAT_SME
11	1	NBSL	FEAT_SVE2 FEAT_SME

SVE Index Generation

The encodings in this section are decoded from [SVE encodings](#).

31	30	29	28	27	26	25	24	23	22	21	20	19	18	17	16	15	14	13	12	11	10	9	8	7	6	5	4	3	2	1	0
0	0	0	0	0	1	0	0			1						0	1	0	0	op0											

Decode fields op0	Instruction details	Feature
00	INDEX (immediates)	FEAT_SVE FEAT_SME
01	INDEX (scalar, immediate)	FEAT_SVE FEAT_SME
10	INDEX (immediate, scalar)	FEAT_SVE FEAT_SME
11	INDEX (scalars)	FEAT_SVE FEAT_SME

SVE Stack Allocation

The encodings in this section are decoded from [SVE encodings](#).

31	30	29	28	27	26	25	24	23	22	21	20	19	18	17	16	15	14	13	12	11	10	9	8	7	6	5	4	3	2	1	0
0	0	0	0	0	1	0	0	op0		1						0	1	0	1	op1											

Decode fields op0	op1	Instruction details
0	0	SVE stack frame adjustment
0	1	Streaming SVE stack frame adjustment

1	0	SVE stack frame size
1	1	Streaming SVE stack frame size

SVE stack frame adjustment

The encodings in this section are decoded from [SVE Stack Allocation](#).

31	30	29	28	27	26	25	24	23	22	21	20	19	18	17	16	15	14	13	12	11	10	9	8	7	6	5	4	3	2	1	0
0	0	0	0	0	1	0	0	0	op	1				Rn		0	1	0	1	0											Rd

Decode fields op	Instruction Details	Feature
0	ADDVL	FEAT_SVE FEAT_SME
1	ADDPL	FEAT_SVE FEAT_SME

Streaming SVE stack frame adjustment

The encodings in this section are decoded from [SVE Stack Allocation](#).

31	30	29	28	27	26	25	24	23	22	21	20	19	18	17	16	15	14	13	12	11	10	9	8	7	6	5	4	3	2	1	0
0	0	0	0	0	1	0	0	0	op	1				Rn		0	1	0	1	1											Rd

Decode fields op	Instruction Details	Feature
0	ADDSVL	FEAT_SME
1	ADDSPL	FEAT_SME

SVE stack frame size

The encodings in this section are decoded from [SVE Stack Allocation](#).

31	30	29	28	27	26	25	24	23	22	21	20	19	18	17	16	15	14	13	12	11	10	9	8	7	6	5	4	3	2	1	0
0	0	0	0	0	1	0	0	1	op	1					opc2		0	1	0	1	0										Rd

Decode fields op	Decode fields opc2	Instruction Details	Feature
0	11111	RDVL	FEAT_SVE FEAT_SME
0	!= 11111	UNALLOCATED	-
1		UNALLOCATED	-

Streaming SVE stack frame size

The encodings in this section are decoded from [SVE Stack Allocation](#).

31	30	29	28	27	26	25	24	23	22	21	20	19	18	17	16	15	14	13	12	11	10	9	8	7	6	5	4	3	2	1	0
0	0	0	0	0	1	0	0	1	op	1					opc2		0	1	0	1	1										Rd

Decode fields op	Decode fields opc2	Instruction Details	Feature
0	11111	RDSVL	FEAT_SME
0	!= 11111	UNALLOCATED	-
1		UNALLOCATED	-

SVE2 Integer Arithmetic - Unpredicated

The encodings in this section are decoded from [SVE encodings](#).

31	30	29	28	27	26	25	24	23	22	21	20	19	18	17	16	15	14	13	12	11	10	9	8	7	6	5	4	3	2	1	0
0	0	0	0	0	1	0	0			1						0	1	1	op0												

Decode fields	Instruction details
op0	
0x	SVE2 integer multiply vectors (unpredicated)
10	SVE2 signed saturating doubling multiply high (unpredicated)
11	UNALLOCATED

SVE2 integer multiply vectors (unpredicated)

The encodings in this section are decoded from [SVE2 Integer Arithmetic - Unpredicated](#).

31	30	29	28	27	26	25	24	23	22	21	20	19	18	17	16	15	14	13	12	11	10	9	8	7	6	5	4	3	2	1	0
0	0	0	0	0	1	0	0	size	1				Zm			0	1	1	0	opc				Zn					Zd		

Decode fields	Instruction Details	Feature
size	opc	
	00	MUL (vectors, unpredicated) FEAT_SVE2 FEAT_SME
	10	SMULH (unpredicated) FEAT_SVE2 FEAT_SME
	11	UMULH (unpredicated) FEAT_SVE2 FEAT_SME
00	01	PMUL FEAT_SVE2 FEAT_SME
!= 00	01	UNALLOCATED -

SVE2 signed saturating doubling multiply high (unpredicated)

The encodings in this section are decoded from [SVE2 Integer Arithmetic - Unpredicated](#).

31	30	29	28	27	26	25	24	23	22	21	20	19	18	17	16	15	14	13	12	11	10	9	8	7	6	5	4	3	2	1	0
0	0	0	0	0	1	0	0	size	1				Zm			0	1	1	1	0	R			Zn					Zd		

Decode fields	Instruction Details	Feature
R		
0	SQDMULH (vectors)	FEAT_SVE2 FEAT_SME
1	SQRDMULH (vectors)	FEAT_SVE2 FEAT_SME

SVE Bitwise Shift - Unpredicated

The encodings in this section are decoded from [SVE encodings](#).

31	30	29	28	27	26	25	24	23	22	21	20	19	18	17	16	15	14	13	12	11	10	9	8	7	6	5	4	3	2	1	0
0	0	0	0	0	1	0	0			1						1	0	0	op0												

Decode fields	Instruction details
op0	
0	SVE bitwise shift by wide elements (unpredicated)
1	SVE bitwise shift by immediate (unpredicated)

SVE bitwise shift by wide elements (unpredicated)

The encodings in this section are decoded from [SVE Bitwise Shift - Unpredicated](#).

31	30	29	28	27	26	25	24	23	22	21	20	19	18	17	16	15	14	13	12	11	10	9	8	7	6	5	4	3	2	1	0
0	0	0	0	0	1	0	0			1			Zm			1	0	0	0	opc				Zn					Zd		

Decode fields opc	Instruction Details	Feature
00	ASR (wide elements, unpredicated)	FEAT_SVE FEAT_SME
01	LSR (wide elements, unpredicated)	FEAT_SVE FEAT_SME
10	UNALLOCATED	-
11	LSL (wide elements, unpredicated)	FEAT_SVE FEAT_SME

SVE bitwise shift by immediate (unpredicated)

The encodings in this section are decoded from [SVE Bitwise Shift - Unpredicated](#).

31	30	29	28	27	26	25	24	23	22	21	20	19	18	17	16	15	14	13	12	11	10	9	8	7	6	5	4	3	2	1	0
0	0	0	0	0	1	0	0	tszh	1	tszl		imm3				1	0	0	1	opc				Zn					Zd		

Decode fields opc	Instruction Details	Feature
00	ASR (immediate, unpredicated)	FEAT_SVE FEAT_SME
01	LSR (immediate, unpredicated)	FEAT_SVE FEAT_SME
10	UNALLOCATED	-
11	LSL (immediate, unpredicated)	FEAT_SVE FEAT_SME

SVE Integer Misc - Unpredicated

The encodings in this section are decoded from [SVE encodings](#).

31	30	29	28	27	26	25	24	23	22	21	20	19	18	17	16	15	14	13	12	11	10	9	8	7	6	5	4	3	2	1	0
0	0	0	0	0	1	0	0			1						1	0	1	1	op0											

Decode fields op0	Instruction details
0x	SVE floating-point trig select coefficient
10	SVE floating-point exponential accelerator
11	SVE constructive prefix (unpredicated)

SVE floating-point trig select coefficient

The encodings in this section are decoded from [SVE Integer Misc - Unpredicated](#).

31	30	29	28	27	26	25	24	23	22	21	20	19	18	17	16	15	14	13	12	11	10	9	8	7	6	5	4	3	2	1	0
0	0	0	0	0	1	0	0			1			Zm			1	0	1	1	0	op				Zn					Zd	

Decode fields op	Instruction Details	Feature
0	FTSSEL	FEAT_SVE
1	UNALLOCATED	-

SVE floating-point exponential accelerator

The encodings in this section are decoded from [SVE Integer Misc - Unpredicated](#).

31	30	29	28	27	26	25	24	23	22	21	20	19	18	17	16	15	14	13	12	11	10	9	8	7	6	5	4	3	2	1	0
0	0	0	0	0	1	0	0			1			opc			1	0	1	1	1	0				Zn					Zd	

Decode fields opc	Instruction Details	Feature
00000	FEXPA	FEAT_SVE FEAT_SSVE_FEXPA
!= 00000	UNALLOCATED	-

SVE constructive prefix (unpredicated)

The encodings in this section are decoded from [SVE Integer Misc - Unpredicated](#).

31	30	29	28	27	26	25	24	23	22	21	20	19	18	17	16	15	14	13	12	11	10	9	8	7	6	5	4	3	2	1	0
0	0	0	0	0	1	0	0	opc	1	opc2						1	0	1	1	1	1	Zn					Zd				

Decode fields opc	Decode fields opc2	Instruction Details	Feature
00	00000	MOVPRFX (unpredicated)	FEAT_SVE FEAT_SME
00	!= 00000	UNALLOCATED	-
!= 00		UNALLOCATED	-

SVE Element Count

The encodings in this section are decoded from [SVE encodings](#).

31	30	29	28	27	26	25	24	23	22	21	20	19	18	17	16	15	14	13	12	11	10	9	8	7	6	5	4	3	2	1	0
0	0	0	0	0	1	0	0			1	op0					1	1		op1												

Decode fields op0	Decode fields op1	Instruction details
0	00x	SVE saturating inc/dec vector by element count
0	100	SVE element count
0	101	UNALLOCATED
1	000	SVE inc/dec vector by element count
1	100	SVE inc/dec register by element count
1	x01	UNALLOCATED
	01x	UNALLOCATED
	11x	SVE saturating inc/dec register by element count

SVE saturating inc/dec vector by element count

The encodings in this section are decoded from [SVE Element Count](#).

31	30	29	28	27	26	25	24	23	22	21	20	19	18	17	16	15	14	13	12	11	10	9	8	7	6	5	4	3	2	1	0
0	0	0	0	0	1	0	0	size	1	0	imm4				1	1	0	0	D	U	pattern					Zdn					

Decode fields size	Decode fields D	Decode fields U	Instruction Details	Feature
00			UNALLOCATED	-
01	0	0	SQINCH (vector)	FEAT_SVE FEAT_SME
01	0	1	UQINCH (vector)	FEAT_SVE FEAT_SME
01	1	0	SQDECH (vector)	FEAT_SVE FEAT_SME
01	1	1	UQDECH (vector)	FEAT_SVE FEAT_SME
10	0	0	SQINCW (vector)	FEAT_SVE FEAT_SME
10	0	1	UQINCW (vector)	FEAT_SVE FEAT_SME
10	1	0	SQDECW (vector)	FEAT_SVE FEAT_SME
10	1	1	UQDECW (vector)	FEAT_SVE FEAT_SME

Decode fields size	D	U	Instruction Details	Feature
11	0	0	SQINCD (vector)	FEAT_SVE FEAT_SME
11	0	1	UQINCD (vector)	FEAT_SVE FEAT_SME
11	1	0	SQDECD (vector)	FEAT_SVE FEAT_SME
11	1	1	UQDECD (vector)	FEAT_SVE FEAT_SME

SVE element count

The encodings in this section are decoded from [SVE Element Count](#).

31	30	29	28	27	26	25	24	23	22	21	20	19	18	17	16	15	14	13	12	11	10	9	8	7	6	5	4	3	2	1	0
0	0	0	0	0	1	0	0	size	1	0	imm4				1	1	1	0	0	op	pattern					Rd					

Decode fields size	op	Instruction Details	Feature
	1	UNALLOCATED	-
00	0	CNTB, CNTD, CNTH, CNTW — Byte	FEAT_SVE FEAT_SME
01	0	CNTB, CNTD, CNTH, CNTW — Halfword	FEAT_SVE FEAT_SME
10	0	CNTB, CNTD, CNTH, CNTW — Word	FEAT_SVE FEAT_SME
11	0	CNTB, CNTD, CNTH, CNTW — Doubleword	FEAT_SVE FEAT_SME

SVE inc/dec vector by element count

The encodings in this section are decoded from [SVE Element Count](#).

31	30	29	28	27	26	25	24	23	22	21	20	19	18	17	16	15	14	13	12	11	10	9	8	7	6	5	4	3	2	1	0
0	0	0	0	0	1	0	0	size	1	1	imm4				1	1	0	0	0	D	pattern					Zdn					

Decode fields size	D	Instruction Details	Feature
00		UNALLOCATED	-
01	0	INCD, INCH, INCW (vector) — Halfword	FEAT_SVE FEAT_SME
01	1	DECD, DECH, DECW (vector) — Halfword	FEAT_SVE FEAT_SME
10	0	INCD, INCH, INCW (vector) — Word	FEAT_SVE FEAT_SME
10	1	DECD, DECH, DECW (vector) — Word	FEAT_SVE FEAT_SME
11	0	INCD, INCH, INCW (vector) — Doubleword	FEAT_SVE FEAT_SME
11	1	DECD, DECH, DECW (vector) — Doubleword	FEAT_SVE FEAT_SME

SVE inc/dec register by element count

The encodings in this section are decoded from [SVE Element Count](#).

31	30	29	28	27	26	25	24	23	22	21	20	19	18	17	16	15	14	13	12	11	10	9	8	7	6	5	4	3	2	1	0
0	0	0	0	0	1	0	0	size	1	1	imm4				1	1	1	0	0	D	pattern					Rdn					

Decode fields size	D	Instruction Details	Feature
00	0	INCB, INCD, INCH, INCW (scalar) — Byte	FEAT_SVE FEAT_SME
00	1	DECB, DECD, DECH, DECW (scalar) — Byte	FEAT_SVE FEAT_SME
01	0	INCB, INCD, INCH, INCW (scalar) — Halfword	FEAT_SVE FEAT_SME
01	1	DECB, DECD, DECH, DECW (scalar) — Halfword	FEAT_SVE FEAT_SME
10	0	INCB, INCD, INCH, INCW (scalar) — Word	FEAT_SVE FEAT_SME
10	1	DECB, DECD, DECH, DECW (scalar) — Word	FEAT_SVE FEAT_SME

Decode fields		Instruction Details	Feature
size	D		
11	0	INCB, INCD, INCH, INCW (scalar) — Doubleword	FEAT_SVE FEAT_SME
11	1	DECB, DECD, DECH, DECW (scalar) — Doubleword	FEAT_SVE FEAT_SME

SVE saturating inc/dec register by element count

The encodings in this section are decoded from [SVE Element Count](#).

31	30	29	28	27	26	25	24	23	22	21	20	19	18	17	16	15	14	13	12	11	10	9	8	7	6	5	4	3	2	1	0
0	0	0	0	0	1	0	0	size	1	sf		imm4				1	1	1	1	D	U										Rdn

Decode fields				Instruction Details	Feature
size	sf	D	U		
00	0	0	0	SQINCB — 32-bit	FEAT_SVE FEAT_SME
00	0	0	1	UQINCB — 32-bit	FEAT_SVE FEAT_SME
00	0	1	0	SQDECB — 32-bit	FEAT_SVE FEAT_SME
00	0	1	1	UQDECB — 32-bit	FEAT_SVE FEAT_SME
00	1	0	0	SQINCB — 64-bit	FEAT_SVE FEAT_SME
00	1	0	1	UQINCB — 64-bit	FEAT_SVE FEAT_SME
00	1	1	0	SQDECB — 64-bit	FEAT_SVE FEAT_SME
00	1	1	1	UQDECB — 64-bit	FEAT_SVE FEAT_SME
01	0	0	0	SQINCH (scalar) — 32-bit	FEAT_SVE FEAT_SME
01	0	0	1	UQINCH (scalar) — 32-bit	FEAT_SVE FEAT_SME
01	0	1	0	SQDECH (scalar) — 32-bit	FEAT_SVE FEAT_SME
01	0	1	1	UQDECH (scalar) — 32-bit	FEAT_SVE FEAT_SME
01	1	0	0	SQINCH (scalar) — 64-bit	FEAT_SVE FEAT_SME
01	1	0	1	UQINCH (scalar) — 64-bit	FEAT_SVE FEAT_SME
01	1	1	0	SQDECH (scalar) — 64-bit	FEAT_SVE FEAT_SME
01	1	1	1	UQDECH (scalar) — 64-bit	FEAT_SVE FEAT_SME
10	0	0	0	SQINCW (scalar) — 32-bit	FEAT_SVE FEAT_SME
10	0	0	1	UQINCW (scalar) — 32-bit	FEAT_SVE FEAT_SME
10	0	1	0	SQDECW (scalar) — 32-bit	FEAT_SVE FEAT_SME
10	0	1	1	UQDECW (scalar) — 32-bit	FEAT_SVE FEAT_SME
10	1	0	0	SQINCW (scalar) — 64-bit	FEAT_SVE FEAT_SME
10	1	0	1	UQINCW (scalar) — 64-bit	FEAT_SVE FEAT_SME
10	1	1	0	SQDECW (scalar) — 64-bit	FEAT_SVE FEAT_SME
10	1	1	1	UQDECW (scalar) — 64-bit	FEAT_SVE FEAT_SME
11	0	0	0	SQINCD (scalar) — 32-bit	FEAT_SVE FEAT_SME
11	0	0	1	UQINCD (scalar) — 32-bit	FEAT_SVE FEAT_SME
11	0	1	0	SQDECD (scalar) — 32-bit	FEAT_SVE FEAT_SME
11	0	1	1	UQDECD (scalar) — 32-bit	FEAT_SVE FEAT_SME
11	1	0	0	SQINCD (scalar) — 64-bit	FEAT_SVE FEAT_SME
11	1	0	1	UQINCD (scalar) — 64-bit	FEAT_SVE FEAT_SME
11	1	1	0	SQDECD (scalar) — 64-bit	FEAT_SVE FEAT_SME
11	1	1	1	UQDECD (scalar) — 64-bit	FEAT_SVE FEAT_SME

SVE Permute Vector - Extract

The encodings in this section are decoded from [SVE encodings](#).

31	30	29	28	27	26	25	24	23	22	21	20	19	18	17	16	15	14	13	12	11	10	9	8	7	6	5	4	3	2	1	0
0	0	0	0	0	1	0	1	0	op0	1						0	0	0													

Decode fields op0	Instruction details	Feature
0	EXT — Destructive	FEAT_SVE FEAT_SME
1	EXT — Constructive	FEAT_SVE2 FEAT_SME

SVE Permute Vector - Segments

The encodings in this section are decoded from [SVE encodings](#).

31	30	29	28	27	26	25	24	23	22	21	20	19	18	17	16	15	14	13	12	11	10	9	8	7	6	5	4	3	2	1	0
0	0	0	0	0	1	0	1	1	op0	1						0	0	0													

Decode fields op0	Instruction details
0	SVE permute vector segments
1	UNALLOCATED

SVE permute vector segments

The encodings in this section are decoded from [SVE Permute Vector - Segments](#).

31	30	29	28	27	26	25	24	23	22	21	20	19	18	17	16	15	14	13	12	11	10	9	8	7	6	5	4	3	2	1	0
0	0	0	0	0	1	0	1	1	0	1	Zm					0	0	0	opc	H	Zn					Zd					

Decode fields opc	H	Instruction Details	Feature
00	0	ZIP1, ZIP2 (vectors) — Low halves (quadwords)	FEAT_F64MM
00	1	ZIP1, ZIP2 (vectors) — High halves (quadwords)	FEAT_F64MM
01	0	UZP1, UZP2 (vectors) — Even (quadwords)	FEAT_F64MM
01	1	UZP1, UZP2 (vectors) — Odd (quadwords)	FEAT_F64MM
10		UNALLOCATED	-
11	0	TRN1, TRN2 (vectors) — Even (quadwords)	FEAT_F64MM
11	1	TRN1, TRN2 (vectors) — Odd (quadwords)	FEAT_F64MM

SVE Bitwise Immediate

The encodings in this section are decoded from [SVE encodings](#).

31	30	29	28	27	26	25	24	23	22	21	20	19	18	17	16	15	14	13	12	11	10	9	8	7	6	5	4	3	2	1	0
0	0	0	0	0	1	0	1		op0		0	0		op1																	

Decode fields op0	Decode fields op1	Instruction details	Feature
11	00	DUPM	FEAT_SVE FEAT_SME
	!= 00	UNALLOCATED	-
!= 11	00	SVE bitwise logical with immediate (unpredicated)	-

SVE bitwise logical with immediate (unpredicated)

The encodings in this section are decoded from [SVE Bitwise Immediate](#).

31	30	29	28	27	26	25	24	23	22	21	20	19	18	17	16	15	14	13	12	11	10	9	8	7	6	5	4	3	2	1	0
0 0 0 0 0 1 0 1								!= 11		0 0		0 0		imm13												Zdn					
opc																															

The following constraints also apply to this encoding: opc != '11'

Decode fields opc	Instruction Details	Feature
00	ORR (immediate)	FEAT_SVE FEAT_SME
01	EOR (immediate)	FEAT_SVE FEAT_SME
10	AND (immediate)	FEAT_SVE FEAT_SME

SVE Integer Wide Immediate - Predicated

The encodings in this section are decoded from [SVE encodings](#).

31	30	29	28	27	26	25	24	23	22	21	20	19	18	17	16	15	14	13	12	11	10	9	8	7	6	5	4	3	2	1	0
0	0	0	0	0	1	0	1			0	1								op0												

Decode fields op0	Instruction details	Feature
0xx	SVE copy integer immediate (predicated)	-
10x	UNALLOCATED	-
110	FCPY	FEAT_SVE FEAT_SME
111	UNALLOCATED	-

SVE copy integer immediate (predicated)

The encodings in this section are decoded from [SVE Integer Wide Immediate - Predicated](#).

31	30	29	28	27	26	25	24	23	22	21	20	19	18	17	16	15	14	13	12	11	10	9	8	7	6	5	4	3	2	1	0
0	0	0	0	0	1	0	1	size	0	1			Pg			0	M	sh													Zd

Decode fields M	Instruction Details	Feature
0	CPY (immediate, zeroing)	FEAT_SVE FEAT_SME
1	CPY (immediate, merging)	FEAT_SVE FEAT_SME

SVE Permute Vector - One Source Quadwords

The encodings in this section are decoded from [SVE encodings](#).

31	30	29	28	27	26	25	24	23	22	21	20	19	18	17	16	15	14	13	12	11	10	9	8	7	6	5	4	3	2	1	0
0	0	0	0	0	1	0	1	op0	1	op1						0	0	1	0	0	1										

Decode fields op0	Decode fields op1	Instruction details	Feature
00		DUPQ	FEAT_SVE2p1 FEAT_SME2p1
01	0	EXTQ	FEAT_SVE2p1 FEAT_SME2p1
01	1	UNALLOCATED	-
1x		UNALLOCATED	-

SVE Permute Vector - Unpredicated

The encodings in this section are decoded from [SVE encodings](#).

31	30	29	28	27	26	25	24	23	22	21	20	19	18	17	16	15	14	13	12	11	10	9	8	7	6	5	4	3	2	1	0
0	0	0	0	0	1	0	1			1	op0		op1			0	0	1	1	1	0	op2				op3					

Decode fields		Instruction details				Feature
op0	op1	op2	op3			
00	000			DUP (scalar)		FEAT_SVE FEAT_SME
00	100			INSR (scalar)		FEAT_SVE FEAT_SME
00	x01			UNALLOCATED		-
00	x1x			UNALLOCATED		-
01	xx0		0	SVE move predicate from vector		-
01	xx0		1	UNALLOCATED		-
01	xx1	0		SVE move predicate into vector		-
01	xx1	1		UNALLOCATED		-
10	0xx			SVE unpack vector elements		-
10	100			INSR (SIMD&FP scalar)		FEAT_SVE FEAT_SME
10	101			UNALLOCATED		-
10	11x			UNALLOCATED		-
11	000			REV (vector)		FEAT_SVE FEAT_SME
11	!= 000			UNALLOCATED		-

SVE move predicate from vector

The encodings in this section are decoded from [SVE Permute Vector - Unpredicated](#).

31	30	29	28	27	26	25	24	23	22	21	20	19	18	17	16	15	14	13	12	11	10	9	8	7	6	5	4	3	2	1	0
0	0	0	0	0	1	0	1	opc		1	0	1	opc2			0	0	0	1	1	1	0			Zn		0			Pd	

Decode fields		Instruction Details		Feature
opc	opc2			
00	00	UNALLOCATED		-
00	01	PMOV (to predicate) — Byte		FEAT_SVE2p1 FEAT_SME2p1
00	1x	PMOV (to predicate) — Halfword		FEAT_SVE2p1 FEAT_SME2p1
01		PMOV (to predicate) — Word		FEAT_SVE2p1 FEAT_SME2p1
1x		PMOV (to predicate) — Doubleword		FEAT_SVE2p1 FEAT_SME2p1

SVE move predicate into vector

The encodings in this section are decoded from [SVE Permute Vector - Unpredicated](#).

31	30	29	28	27	26	25	24	23	22	21	20	19	18	17	16	15	14	13	12	11	10	9	8	7	6	5	4	3	2	1	0
0	0	0	0	0	1	0	1	opc		1	0	1	opc2			1	0	0	1	1	1	0	0			Pn				Zd	

Decode fields		Instruction Details		Feature
opc	opc2			
00	00	UNALLOCATED		-
00	01	PMOV (to vector) — Byte		FEAT_SVE2p1 FEAT_SME2p1
00	1x	PMOV (to vector) — Halfword		FEAT_SVE2p1 FEAT_SME2p1
01		PMOV (to vector) — Word		FEAT_SVE2p1 FEAT_SME2p1
1x		PMOV (to vector) — Doubleword		FEAT_SVE2p1 FEAT_SME2p1

SVE unpack vector elements

The encodings in this section are decoded from [SVE Permute Vector - Unpredicated](#).

31	30	29	28	27	26	25	24	23	22	21	20	19	18	17	16	15	14	13	12	11	10	9	8	7	6	5	4	3	2	1	0
0	0	0	0	0	1	0	1	size	1	1	0	0	U	H	0	0	1	1	1	0	Zn				Zd						

Decode fields		Instruction Details		Feature
U	H			
0	0	SUNPKHI, SUNPKLO — Low half		FEAT_SVE FEAT_SME
0	1	SUNPKHI, SUNPKLO — High half		FEAT_SVE FEAT_SME
1	0	UUNPKHI, UUNPKLO — Low half		FEAT_SVE FEAT_SME
1	1	UUNPKHI, UUNPKLO — High half		FEAT_SVE FEAT_SME

SVE Permute Predicate

The encodings in this section are decoded from [SVE encodings](#).

31	30	29	28	27	26	25	24	23	22	21	20	19	18	17	16	15	14	13	12	11	10	9	8	7	6	5	4	3	2	1	0
0	0	0	0	0	1	0	1	op0	1	op1				0	1	0	op2				op3										

Decode fields				Instruction details		Feature
op0	op1	op2	op3			
00	1000x	0000	0	SVE unpack predicate elements		-
	0xxxx	xxx0	0	SVE permute predicate elements		-
	10100	0000	0	REV (predicate)		FEAT_SVE FEAT_SME
	10101	0000	0	UNALLOCATED		-
	10x0x	0010	0	UNALLOCATED		-
	10x0x	01x0	0	UNALLOCATED		-
	10x0x	1xx0	0	UNALLOCATED		-
	10x1x	xxx0	0	UNALLOCATED		-
	11xxx	xxx0	0	UNALLOCATED		-
		xxx0	1	UNALLOCATED		-
		xxx1		UNALLOCATED		-
!= 00	1000x	0000	0	UNALLOCATED		-

SVE unpack predicate elements

The encodings in this section are decoded from [SVE Permute Predicate](#).

31	30	29	28	27	26	25	24	23	22	21	20	19	18	17	16	15	14	13	12	11	10	9	8	7	6	5	4	3	2	1	0
0	0	0	0	0	1	0	1	0	0	1	1	0	0	0	H	0	1	0	0	0	0	0	Pn				0	Pd			

Decode fields		Instruction Details		Feature
H				
0		PUNPKHI, PUNPKLO — Low half		FEAT_SVE FEAT_SME
1		PUNPKHI, PUNPKLO — High half		FEAT_SVE FEAT_SME

SVE permute predicate elements

The encodings in this section are decoded from [SVE Permute Predicate](#).

31	30	29	28	27	26	25	24	23	22	21	20	19	18	17	16	15	14	13	12	11	10	9	8	7	6	5	4	3	2	1	0
0	0	0	0	0	1	0	1	size	1	0	Pm				0	1	0	opc	H	0	Pn				0	Pd					

Decode fields		Instruction Details		Feature
opc	H			
00	0	ZIP1, ZIP2 (predicates) — Low halves		FEAT_SVE FEAT_SME
00	1	ZIP1, ZIP2 (predicates) — High halves		FEAT_SVE FEAT_SME

Decode fields opc	H	Instruction Details	Feature
01	0	UZP1, UZP2 (predicates) — Even	FEAT_SVE FEAT_SME
01	1	UZP1, UZP2 (predicates) — Odd	FEAT_SVE FEAT_SME
10	0	TRN1, TRN2 (predicates) — Even	FEAT_SVE FEAT_SME
10	1	TRN1, TRN2 (predicates) — Odd	FEAT_SVE FEAT_SME
11		UNALLOCATED	-

SVE Permute Vector - Predicated

The encodings in this section are decoded from [SVE encodings](#).

31	30	29	28	27	26	25	24	23	22	21	20	19	18	17	16	15	14	13	12	11	10	9	8	7	6	5	4	3	2	1	0
0	0	0	0	0	1	0	1			1	op0		op1		op2	1	0	op3													

op0	Decode fields op1	op2	op3	Instruction details	Feature
0	000	0	0	CPY (SIMD&FP scalar)	FEAT_SVE FEAT_SME
0	000	1	0	SVE compress active elements	-
0	000		1	SVE extract element to general register	-
0	001	1	1	UNALLOCATED	-
0	001		0	SVE extract element to SIMD&FP scalar register	-
0	01x			SVE reverse within elements	-
0	100	0	1	CPY (scalar)	FEAT_SVE FEAT_SME
0	100		0	SVE conditionally broadcast element to vector	-
0	101		0	SVE conditionally extract element to SIMD&FP scalar	-
0	110	0	0	SPLICE — Destructive	FEAT_SVE FEAT_SME
0	110	0	1	UNALLOCATED	-
0	110	1	0	SPLICE — Constructive	FEAT_SVE2 FEAT_SME
0	111	0		SVE reverse doublewords	-
0	111	1	0	UNALLOCATED	-
0	1xx	1	1	UNALLOCATED	-
0	x01	0	1	UNALLOCATED	-
1	000	0	0	UNALLOCATED	-
1	000	1	0	EXPAND	FEAT_SVE2p2 FEAT_SME2p2
1	000		1	SVE conditionally extract element to general register	-
1	!= 000			UNALLOCATED	-

SVE compress active elements

The encodings in this section are decoded from [SVE Permute Vector - Predicated](#).

31	30	29	28	27	26	25	24	23	22	21	20	19	18	17	16	15	14	13	12	11	10	9	8	7	6	5	4	3	2	1	0
0	0	0	0	0	1	0	1	size	1	0	0	0	0	1	1	0	0		Pg					Zn					Zd		

Decode fields size	Instruction Details	Feature
0x	COMPACT — Byte and halfword	FEAT_SVE2p2 FEAT_SME2p2
1x	COMPACT — Word and doubleword	FEAT_SVE FEAT_SME2p2

SVE extract element to general register

The encodings in this section are decoded from [SVE Permute Vector - Predicated](#).

31	30	29	28	27	26	25	24	23	22	21	20	19	18	17	16	15	14	13	12	11	10	9	8	7	6	5	4	3	2	1	0
0	0	0	0	0	1	0	1	size	1	0	0	0	0	B	1	0	1	Pg							Zn					Rd	

Decode fields B	Instruction Details	Feature
0	LASTA (scalar)	FEAT_SVE FEAT_SME
1	LASTB (scalar)	FEAT_SVE FEAT_SME

SVE extract element to SIMD&FP scalar register

The encodings in this section are decoded from [SVE Permute Vector - Predicated](#).

31	30	29	28	27	26	25	24	23	22	21	20	19	18	17	16	15	14	13	12	11	10	9	8	7	6	5	4	3	2	1	0
0	0	0	0	0	1	0	1	size	1	0	0	0	1	B	1	0	0	Pg							Zn					Vd	

Decode fields B	Instruction Details	Feature
0	LASTA (SIMD&FP scalar)	FEAT_SVE FEAT_SME
1	LASTB (SIMD&FP scalar)	FEAT_SVE FEAT_SME

SVE reverse within elements

The encodings in this section are decoded from [SVE Permute Vector - Predicated](#).

31	30	29	28	27	26	25	24	23	22	21	20	19	18	17	16	15	14	13	12	11	10	9	8	7	6	5	4	3	2	1	0
0	0	0	0	0	1	0	1	size	1	0	0	1	opc	1	0	Z	Pg								Zn					Zd	

Decode fields opc	Decode fields Z	Instruction Details	Feature
00	0	REVB, REVH, REVW — Byte, merging	FEAT_SVE FEAT_SME
00	1	REVB, REVH, REVW — Byte, zeroing	FEAT_SVE2p2 FEAT_SME2p2
01	0	REVB, REVH, REVW — Halfword, merging	FEAT_SVE FEAT_SME
01	1	REVB, REVH, REVW — Halfword, zeroing	FEAT_SVE2p2 FEAT_SME2p2
10	0	REVB, REVH, REVW — Word, merging	FEAT_SVE FEAT_SME
10	1	REVB, REVH, REVW — Word, zeroing	FEAT_SVE2p2 FEAT_SME2p2
11	0	RBIT — Merging	FEAT_SVE FEAT_SME
11	1	RBIT — Zeroing	FEAT_SVE2p2 FEAT_SME2p2

SVE conditionally broadcast element to vector

The encodings in this section are decoded from [SVE Permute Vector - Predicated](#).

31	30	29	28	27	26	25	24	23	22	21	20	19	18	17	16	15	14	13	12	11	10	9	8	7	6	5	4	3	2	1	0
0	0	0	0	0	1	0	1	size	1	0	1	0	0	B	1	0	0	Pg							Zm					Zdn	

Decode fields B	Instruction Details	Feature
0	CLASTA (vectors)	FEAT_SVE FEAT_SME
1	CLASTB (vectors)	FEAT_SVE FEAT_SME

SVE conditionally extract element to SIMD&FP scalar

The encodings in this section are decoded from [SVE Permute Vector - Predicated](#).

31	30	29	28	27	26	25	24	23	22	21	20	19	18	17	16	15	14	13	12	11	10	9	8	7	6	5	4	3	2	1	0
0	0	0	0	0	1	0	1	size	1	0	1	0	1	B	1	0	0	Pg							Zm					Vdn	

Decode fields B	Instruction Details	Feature
0	CLASTA (SIMD&FP scalar)	FEAT_SVE FEAT_SME
1	CLASTB (SIMD&FP scalar)	FEAT_SVE FEAT_SME

SVE reverse doublewords

The encodings in this section are decoded from [SVE Permute Vector - Predicated](#).

31	30	29	28	27	26	25	24	23	22	21	20	19	18	17	16	15	14	13	12	11	10	9	8	7	6	5	4	3	2	1	0
0	0	0	0	0	1	0	1	size	1	0	1	1	1	0	1	0	Z	Pg			Zn			Zd							

Decode fields size Z	Instruction Details	Feature
00	REVD — Merging	FEAT_SME FEAT_SVE2p1
00	REVD — Zeroing	FEAT_SVE2p2 FEAT_SME2p2
!= 00	UNALLOCATED	-

SVE conditionally extract element to general register

The encodings in this section are decoded from [SVE Permute Vector - Predicated](#).

31	30	29	28	27	26	25	24	23	22	21	20	19	18	17	16	15	14	13	12	11	10	9	8	7	6	5	4	3	2	1	0
0	0	0	0	0	1	0	1	size	1	1	0	0	0	B	1	0	1	Pg			Zm					Rdn					

Decode fields B	Instruction Details	Feature
0	CLASTA (scalar)	FEAT_SVE FEAT_SME
1	CLASTB (scalar)	FEAT_SVE FEAT_SME

SVE Integer Compare - Vectors

The encodings in this section are decoded from [SVE encodings](#).

31	30	29	28	27	26	25	24	23	22	21	20	19	18	17	16	15	14	13	12	11	10	9	8	7	6	5	4	3	2	1	0
0	0	1	0	0	1	0	0			0								op0													

Decode fields op0	Instruction details
0	SVE integer compare vectors
1	SVE integer compare with wide elements

SVE integer compare vectors

The encodings in this section are decoded from [SVE Integer Compare - Vectors](#).

31	30	29	28	27	26	25	24	23	22	21	20	19	18	17	16	15	14	13	12	11	10	9	8	7	6	5	4	3	2	1	0
0	0	1	0	0	1	0	0	size	0	Zm			op	0	o2	Pg		Zn			ne		Pd								

Decode fields			Instruction Details	Feature
op	o2	ne		
0	0	0	CMP<cc> (vectors) — Higher or same	FEAT_SVE FEAT_SME
0	0	1	CMP<cc> (vectors) — Higher	FEAT_SVE FEAT_SME
0	1	0	CMP<cc> (wide elements) — Equal	FEAT_SVE FEAT_SME
0	1	1	CMP<cc> (wide elements) — Not equal	FEAT_SVE FEAT_SME

Decode fields			Instruction Details	Feature
op	o2	ne		
1	0	0	CMP<cc> (vectors) — Greater than or equal	FEAT_SVE FEAT_SME
1	0	1	CMP<cc> (vectors) — Greater than	FEAT_SVE FEAT_SME
1	1	0	CMP<cc> (vectors) — Equal	FEAT_SVE FEAT_SME
1	1	1	CMP<cc> (vectors) — Not equal	FEAT_SVE FEAT_SME

SVE integer compare with wide elements

The encodings in this section are decoded from [SVE Integer Compare - Vectors](#).

31	30	29	28	27	26	25	24	23	22	21	20	19	18	17	16	15	14	13	12	11	10	9	8	7	6	5	4	3	2	1	0
0	0	1	0	0	1	0	0	size	0	Zm				U	1	It	Pg			Zn				ne	Pd						

Decode fields			Instruction Details	Feature
U	It	ne		
0	0	0	CMP<cc> (wide elements) — Greater than or equal	FEAT_SVE FEAT_SME
0	0	1	CMP<cc> (wide elements) — Greater than	FEAT_SVE FEAT_SME
0	1	0	CMP<cc> (wide elements) — Less than	FEAT_SVE FEAT_SME
0	1	1	CMP<cc> (wide elements) — Less than or equal	FEAT_SVE FEAT_SME
1	0	0	CMP<cc> (wide elements) — Higher or same	FEAT_SVE FEAT_SME
1	0	1	CMP<cc> (wide elements) — Higher	FEAT_SVE FEAT_SME
1	1	0	CMP<cc> (wide elements) — Lower	FEAT_SVE FEAT_SME
1	1	1	CMP<cc> (wide elements) — Lower or same	FEAT_SVE FEAT_SME

SVE Propagate Break

The encodings in this section are decoded from [SVE encodings](#).

31	30	29	28	27	26	25	24	23	22	21	20	19	18	17	16	15	14	13	12	11	10	9	8	7	6	5	4	3	2	1	0
0	0	1	0	0	1	0	1			0	0					1	1					op0									

Decode fields		Instruction details
op0		
0		SVE propagate break from previous partition
1		UNALLOCATED

SVE propagate break from previous partition

The encodings in this section are decoded from [SVE Propagate Break](#).

31	30	29	28	27	26	25	24	23	22	21	20	19	18	17	16	15	14	13	12	11	10	9	8	7	6	5	4	3	2	1	0
0	0	1	0	0	1	0	1	op	S	0	0	Pm			1		1	Pg			0		Pn			B		Pd			

Decode fields			Instruction Details	Feature
op	S	B		
0	0	0	BRKPA	FEAT_SVE FEAT_SME
0	0	1	BRKPB	FEAT_SVE FEAT_SME
0	1	0	BRKPAS	FEAT_SVE FEAT_SME
0	1	1	BRKPBS	FEAT_SVE FEAT_SME
1			UNALLOCATED	-

SVE Partition Break

The encodings in this section are decoded from [SVE encodings](#).

31	30	29	28	27	26	25	24	23	22	21	20	19	18	17	16	15	14	13	12	11	10	9	8	7	6	5	4	3	2	1	0
0	0	1	0	0	1	0	1	op0		0	1		op1		0	1						op2					op3				

Decode fields				Instruction details
op0	op1	op2	op3	
0	1000	0	0	SVE propagate break to next partition
0	1000	0	1	UNALLOCATED
1	1000	0		UNALLOCATED
	0000	0		SVE partition break condition
	x000	1		UNALLOCATED
	x001			UNALLOCATED
	x01x			UNALLOCATED
	x1xx			UNALLOCATED

SVE propagate break to next partition

The encodings in this section are decoded from [SVE Partition Break](#).

31	30	29	28	27	26	25	24	23	22	21	20	19	18	17	16	15	14	13	12	11	10	9	8	7	6	5	4	3	2	1	0
0	0	1	0	0	1	0	1	0	S	0	1	1	0	0	0	0	1	Pg			0	Pn			0	Pdm					

Decode fields		Instruction Details	Feature
S			
0		BRKN	FEAT_SVE FEAT_SME
1		BRKNS	FEAT_SVE FEAT_SME

SVE partition break condition

The encodings in this section are decoded from [SVE Partition Break](#).

31	30	29	28	27	26	25	24	23	22	21	20	19	18	17	16	15	14	13	12	11	10	9	8	7	6	5	4	3	2	1	0
0	0	1	0	0	1	0	1	B	S	0	1	0	0	0	0	0	1	Pg			0		Pn			M		Pd			

Decode fields			Instruction Details	Feature
B	S	M		
	1	1	UNALLOCATED	-
0	0		BRKA	FEAT_SVE FEAT_SME
0	1	0	BRKAS	FEAT_SVE FEAT_SME
1	0		BRKB	FEAT_SVE FEAT_SME
1	1	0	BRKBS	FEAT_SVE FEAT_SME

SVE Predicate Misc

The encodings in this section are decoded from [SVE encodings](#).

31	30	29	28	27	26	25	24	23	22	21	20	19	18	17	16	15	14	13	12	11	10	9	8	7	6	5	4	3	2	1	0
0	0	1	0	0	1	0	1			0	1		op0			1	1		op1			op2			op3			op4			

Decode fields					Instruction details	Feature
op0	op1	op2	op3	op4		
0000		x0		0	SVE predicate test	-
0000		x1		0	UNALLOCATED	-

0001				0	UNALLOCATED	-
1000	000	00		0	SVE predicate first active	-
1000	000	10		0	UNALLOCATED	-
1000	100	10	0000	0	SVE predicate zero	-
1000	100	10	!= 0000	0	UNALLOCATED	-
1000	110	00		0	SVE predicate read from FFR (predicated)	-
1001	000	00		0	UNALLOCATED	-
1001	000	10		0	PNEXT	FEAT_SVE FEAT_SME
1001	100	10		0	UNALLOCATED	-
1001	110	00	0000	0	SVE predicate read from FFR (unpredicated)	-
1001	110	00	!= 0000	0	UNALLOCATED	-
100x	010	x0		0	UNALLOCATED	-
100x	0x0	x1		0	UNALLOCATED	-
100x	100	0x		0	SVE predicate initialize	-
100x	100	11		0	UNALLOCATED	-
100x	110	!= 00		0	UNALLOCATED	-
100x	xx1			0	UNALLOCATED	-
x00x				1	UNALLOCATED	-
x01x					UNALLOCATED	-
x1xx					UNALLOCATED	-

SVE predicate test

The encodings in this section are decoded from [SVE Predicate Misc](#).

31	30	29	28	27	26	25	24	23	22	21	20	19	18	17	16	15	14	13	12	11	10	9	8	7	6	5	4	3	2	1	0
0	0	1	0	0	1	0	1	op	S	0	1	0	0	0	0	1	1		Pg		0			Pn		0		opc2			

Decode fields			Instruction Details		Feature
op	S	opc2			
0	0		UNALLOCATED		-
0	1	0000	PTEST		FEAT_SVE FEAT_SME
0	1	!= 0000	UNALLOCATED		-
1			UNALLOCATED		-

SVE predicate first active

The encodings in this section are decoded from [SVE Predicate Misc](#).

31	30	29	28	27	26	25	24	23	22	21	20	19	18	17	16	15	14	13	12	11	10	9	8	7	6	5	4	3	2	1	0
0	0	1	0	0	1	0	1	op	S	0	1	1	0	0	0	1	1	0	0	0	0	0		Pg		0		Pdn			

Decode fields		Instruction Details		Feature
op	S			
0	0	UNALLOCATED		-
0	1	PFIRST		FEAT_SVE FEAT_SME
1		UNALLOCATED		-

SVE predicate zero

The encodings in this section are decoded from [SVE Predicate Misc](#).

31	30	29	28	27	26	25	24	23	22	21	20	19	18	17	16	15	14	13	12	11	10	9	8	7	6	5	4	3	2	1	0
0	0	1	0	0	1	0	1	op	S	0	1	1	0	0	0	1	1	1	0	0	1	0	0	0	0	0	0			Pd	

Decode fields op	S	Instruction Details	Feature
0	0	PFALSE	FEAT_SVE FEAT_SME
0	1	UNALLOCATED	-
1		UNALLOCATED	-

SVE predicate read from FFR (predicated)

The encodings in this section are decoded from [SVE Predicate Misc.](#)

31	30	29	28	27	26	25	24	23	22	21	20	19	18	17	16	15	14	13	12	11	10	9	8	7	6	5	4	3	2	1	0
0	0	1	0	0	1	0	1	op	S	0	1	1	0	0	0	1	1	1	1	0	0	0	Pg			0	Pd				

Decode fields op	S	Instruction Details	Feature
0	0	RDFFR (predicated)	FEAT_SVE
0	1	RDFFRS	FEAT_SVE
1		UNALLOCATED	-

SVE predicate read from FFR (unpredicated)

The encodings in this section are decoded from [SVE Predicate Misc.](#)

31	30	29	28	27	26	25	24	23	22	21	20	19	18	17	16	15	14	13	12	11	10	9	8	7	6	5	4	3	2	1	0
0	0	1	0	0	1	0	1	op	S	0	1	1	0	0	1	1	1	1	0	0	0	0	0	0	0	0	0	Pd			

Decode fields op	S	Instruction Details	Feature
0	0	RDFFR (unpredicated)	FEAT_SVE
0	1	UNALLOCATED	-
1		UNALLOCATED	-

SVE predicate initialize

The encodings in this section are decoded from [SVE Predicate Misc.](#)

31	30	29	28	27	26	25	24	23	22	21	20	19	18	17	16	15	14	13	12	11	10	9	8	7	6	5	4	3	2	1	0
0	0	1	0	0	1	0	1	size		0	1	1	0	0	S	1	1	1	0	0	0		pattern				0		Pd		

Decode fields S	Instruction Details	Feature
0	PTRUE (predicate)	FEAT_SVE FEAT_SME
1	PTRUES	FEAT_SVE FEAT_SME

SVE Predicate Count

The encodings in this section are decoded from [SVE encodings.](#)

31	30	29	28	27	26	25	24	23	22	21	20	19	18	17	16	15	14	13	12	11	10	9	8	7	6	5	4	3	2	1	0
0	0	1	0	0	1	0	1			1	0	0				1	0		op0			op1									

Decode fields op0	op1	Instruction details
000	1	SVE predicate count (predicate-as-counter)

	0	SVE predicate count
!= 000	1	UNALLOCATED

SVE predicate count (predicate-as-counter)

The encodings in this section are decoded from [SVE Predicate Count](#).

31	30	29	28	27	26	25	24	23	22	21	20	19	18	17	16	15	14	13	12	11	10	9	8	7	6	5	4	3	2	1	0
0	0	1	0	0	1	0	1	size	1	0	0	opc			1	0	0	0	0	0	0	1	PNn			Rd					

Decode fields opc	Instruction Details	Feature
000	CNTp (predicate as counter)	FEAT_SME2 FEAT_SVE2p1
!= 000	UNALLOCATED	-

SVE predicate count

The encodings in this section are decoded from [SVE Predicate Count](#).

31	30	29	28	27	26	25	24	23	22	21	20	19	18	17	16	15	14	13	12	11	10	9	8	7	6	5	4	3	2	1	0
0	0	1	0	0	1	0	1	size	1	0	0	opc			1		0	Pg			0		Pn			Rd					

Decode fields opc	Instruction Details	Feature
000	CNTp (predicate)	FEAT_SVE FEAT_SME
001	FIRSTp	FEAT_SVE2p2 FEAT_SME2p2
010	LASTp	FEAT_SVE2p2 FEAT_SME2p2
011	UNALLOCATED	-
1xx	UNALLOCATED	-

SVE Inc/Dec by Predicate Count

The encodings in this section are decoded from [SVE encodings](#).

31	30	29	28	27	26	25	24	23	22	21	20	19	18	17	16	15	14	13	12	11	10	9	8	7	6	5	4	3	2	1	0
0	0	1	0	0	1	0	1		1	0	1	op0				1	0	0	0	op1											

Decode fields op0	Decode fields op1	Instruction details
0	0	SVE saturating inc/dec vector by predicate count
0	1	SVE saturating inc/dec register by predicate count
1	0	SVE inc/dec vector by predicate count
1	1	SVE inc/dec register by predicate count

SVE saturating inc/dec vector by predicate count

The encodings in this section are decoded from [SVE Inc/Dec by Predicate Count](#).

31	30	29	28	27	26	25	24	23	22	21	20	19	18	17	16	15	14	13	12	11	10	9	8	7	6	5	4	3	2	1	0
0	0	1	0	0	1	0	1	size	1	0	1	0	D	U	1	0	0	0	0	opc	Pm			Zdn							

Decode fields D	Decode fields U	Decode fields opc	Instruction Details	Feature
		!= 00	UNALLOCATED	-
0	0	00	SQINCP (vector)	FEAT_SVE FEAT_SME

Decode fields			Instruction Details	Feature
D	U	opc		
0	1	00	UQINCP (vector)	FEAT_SVE FEAT_SME
1	0	00	SQDECP (vector)	FEAT_SVE FEAT_SME
1	1	00	UQDECP (vector)	FEAT_SVE FEAT_SME

SVE saturating inc/dec register by predicate count

The encodings in this section are decoded from [SVE Inc/Dec by Predicate Count](#).

31	30	29	28	27	26	25	24	23	22	21	20	19	18	17	16	15	14	13	12	11	10	9	8	7	6	5	4	3	2	1	0
0	0	1	0	0	1	0	1	size	1	0	1	0	D	U	1	0	0	0	1	sf	op			Pm					Rdn		

Decode fields				Instruction Details	Feature
D	U	sf	op		
			1	UNALLOCATED	-
0	0	0	0	SQINCP (scalar) — 32-bit	FEAT_SVE FEAT_SME
0	0	1	0	SQINCP (scalar) — 64-bit	FEAT_SVE FEAT_SME
0	1	0	0	UQINCP (scalar) — 32-bit	FEAT_SVE FEAT_SME
0	1	1	0	UQINCP (scalar) — 64-bit	FEAT_SVE FEAT_SME
1	0	0	0	SQDECP (scalar) — 32-bit	FEAT_SVE FEAT_SME
1	0	1	0	SQDECP (scalar) — 64-bit	FEAT_SVE FEAT_SME
1	1	0	0	UQDECP (scalar) — 32-bit	FEAT_SVE FEAT_SME
1	1	1	0	UQDECP (scalar) — 64-bit	FEAT_SVE FEAT_SME

SVE inc/dec vector by predicate count

The encodings in this section are decoded from [SVE Inc/Dec by Predicate Count](#).

31	30	29	28	27	26	25	24	23	22	21	20	19	18	17	16	15	14	13	12	11	10	9	8	7	6	5	4	3	2	1	0
0	0	1	0	0	1	0	1	size	1	0	1	1	op	D	1	0	0	0	0	opc2				Pm					Zdn		

Decode fields			Instruction Details	Feature
op	D	opc2		
0		!= 00	UNALLOCATED	-
0	0	00	INCP (vector)	FEAT_SVE FEAT_SME
0	1	00	DECP (vector)	FEAT_SVE FEAT_SME
1			UNALLOCATED	-

SVE inc/dec register by predicate count

The encodings in this section are decoded from [SVE Inc/Dec by Predicate Count](#).

31	30	29	28	27	26	25	24	23	22	21	20	19	18	17	16	15	14	13	12	11	10	9	8	7	6	5	4	3	2	1	0
0	0	1	0	0	1	0	1	size	1	0	1	1	op	D	1	0	0	0	1	opc2				Pm					Rdn		

Decode fields			Instruction Details	Feature
op	D	opc2		
0		!= 00	UNALLOCATED	-
0	0	00	INCP (scalar)	FEAT_SVE FEAT_SME
0	1	00	DECP (scalar)	FEAT_SVE FEAT_SME
1			UNALLOCATED	-

SVE Write FFR

The encodings in this section are decoded from [SVE encodings](#).

31	30	29	28	27	26	25	24	23	22	21	20	19	18	17	16	15	14	13	12	11	10	9	8	7	6	5	4	3	2	1	0
0	0	1	0	0	1	0	1			1	0	1	op0	op1	1	0	0	1		op2				op3					op4		

Decode fields				Instruction details	
op0	op1	op2	op3	op4	
0	00	000		00000	SVE FFR write from predicate
1	00	000	0000	00000	SVE FFR initialise
1	00	000	!= 0000	00000	UNALLOCATED
	00	000		!= 00000	UNALLOCATED
	00	!= 000			UNALLOCATED
	!= 00				UNALLOCATED

SVE FFR write from predicate

The encodings in this section are decoded from [SVE Write FFR](#).

31	30	29	28	27	26	25	24	23	22	21	20	19	18	17	16	15	14	13	12	11	10	9	8	7	6	5	4	3	2	1	0
0	0	1	0	0	1	0	1	opc		1	0	1	0	0	0	1	0	0	1	0	0	0		Pn			0	0	0	0	0

Decode fields opc	Instruction Details	Feature
00	WREFFR	FEAT_SVE
!= 00	UNALLOCATED	-

SVE FFR initialise

The encodings in this section are decoded from [SVE Write FFR](#).

31	30	29	28	27	26	25	24	23	22	21	20	19	18	17	16	15	14	13	12	11	10	9	8	7	6	5	4	3	2	1	0
0	0	1	0	0	1	0	1	opc		1	0	1	1	0	0	1	0	0	1	0	0	0	0	0	0	0	0	0	0	0	0

Decode fields opc	Instruction Details	Feature
00	SETEFFR	FEAT_SVE
!= 00	UNALLOCATED	-

SVE Integer Compare - Scalars

The encodings in this section are decoded from [SVE encodings](#).

31	30	29	28	27	26	25	24	23	22	21	20	19	18	17	16	15	14	13	12	11	10	9	8	7	6	5	4	3	2	1	0
0	0	1	0	0	1	0	1			1						0	0	op0	op1											op2	

Decode fields			Instruction details	
op0	op1	op2		
0x			SVE integer compare scalar count and limit	
10	00	0000	SVE conditionally terminate scalars	
10	00	!= 0000	UNALLOCATED	
11	00		SVE pointer conflict compare	
1x	!= 00		UNALLOCATED	

SVE integer compare scalar count and limit

The encodings in this section are decoded from [SVE Integer Compare - Scalars](#).

31	30	29	28	27	26	25	24	23	22	21	20	19	18	17	16	15	14	13	12	11	10	9	8	7	6	5	4	3	2	1	0
0	0	1	0	0	1	0	1	size	1				Rm			0	0	0	sf	U	lt				Rn	eq			Pd		

Decode fields			Instruction Details		Feature
U	lt	eq			
0	0	0	WHILEGE (predicate)		FEAT_SVE2 FEAT_SME
0	0	1	WHILEGT (predicate)		FEAT_SVE2 FEAT_SME
0	1	0	WHILELT (predicate)		FEAT_SVE FEAT_SME
0	1	1	WHILELE (predicate)		FEAT_SVE FEAT_SME
1	0	0	WHILEHS (predicate)		FEAT_SVE2 FEAT_SME
1	0	1	WHILEHI (predicate)		FEAT_SVE2 FEAT_SME
1	1	0	WHILELO (predicate)		FEAT_SVE FEAT_SME
1	1	1	WHILELS (predicate)		FEAT_SVE FEAT_SME

SVE conditionally terminate scalars

The encodings in this section are decoded from [SVE Integer Compare - Scalars](#).

31	30	29	28	27	26	25	24	23	22	21	20	19	18	17	16	15	14	13	12	11	10	9	8	7	6	5	4	3	2	1	0
0	0	1	0	0	1	0	1	op	sz	1				Rm			0	0	1	0	0	0				Rn	ne	0	0	0	0

Decode fields		Instruction Details		Feature
op	ne			
0		UNALLOCATED		-
1	0	CTERMEQ, CTERMNE — Equal		FEAT_SVE FEAT_SME
1	1	CTERMEQ, CTERMNE — Not equal		FEAT_SVE FEAT_SME

SVE pointer conflict compare

The encodings in this section are decoded from [SVE Integer Compare - Scalars](#).

31	30	29	28	27	26	25	24	23	22	21	20	19	18	17	16	15	14	13	12	11	10	9	8	7	6	5	4	3	2	1	0
0	0	1	0	0	1	0	1	size	1				Rm			0	0	1	1	0	0				Rn	rw			Pd		

Decode fields		Instruction Details		Feature
rw				
0		WHILEWR		FEAT_SVE2 FEAT_SME
1		WHILERW		FEAT_SVE2 FEAT_SME

SVE Scalar Integer Compare - Predicate-as-counter

The encodings in this section are decoded from [SVE encodings](#).

31	30	29	28	27	26	25	24	23	22	21	20	19	18	17	16	15	14	13	12	11	10	9	8	7	6	5	4	3	2	1	0
0	0	1	0	0	1	0	1			1				op0		0	1		op1						op2		1	op3			

Decode fields				Instruction details		Feature
op0	op1	op2	op3			
00000	110			SVE extract mask predicate from predicate-as-counter		-
00000	111	000000	0	PTRUE (predicate as counter)		FEAT_SME2 FEAT_SVE2p1
00000	111	000000	1	UNALLOCATED		-

00000	111	!= 000000		UNALLOCATED	-
	01x			SVE integer compare scalar count and limit (predicate pair)	-
	x0x			SVE integer compare scalar count and limit (predicate-as-counter)	-
!= 00000	11x			UNALLOCATED	-

SVE extract mask predicate from predicate-as-counter

The encodings in this section are decoded from [SVE Scalar Integer Compare - Predicate-as-counter](#).

31	30	29	28	27	26	25	24	23	22	21	20	19	18	17	16	15	14	13	12	11	10	9	8	7	6	5	4	3	2	1	0
0	0	1	0	0	1	0	1	size	1	0	0	0	0	0	0	0	1	1	1	0	opc			PNn		1			Pd		

Decode fields opc	Instruction Details	Feature
0xx	PEXT (predicate)	FEAT_SME2 FEAT_SVE2p1
10x	PEXT (predicate pair)	FEAT_SME2 FEAT_SVE2p1
11x	UNALLOCATED	-

SVE integer compare scalar count and limit (predicate pair)

The encodings in this section are decoded from [SVE Scalar Integer Compare - Predicate-as-counter](#).

31	30	29	28	27	26	25	24	23	22	21	20	19	18	17	16	15	14	13	12	11	10	9	8	7	6	5	4	3	2	1	0
0	0	1	0	0	1	0	1	size	1	Rm			0	1	0	1	U	lt	Rn			1	Pd			eq					

Decode fields U lt eq	Instruction Details	Feature
0 0 0	WHILEGE (predicate pair)	FEAT_SME2 FEAT_SVE2p1
0 0 1	WHILEGT (predicate pair)	FEAT_SME2 FEAT_SVE2p1
0 1 0	WHILELT (predicate pair)	FEAT_SME2 FEAT_SVE2p1
0 1 1	WHILELE (predicate pair)	FEAT_SME2 FEAT_SVE2p1
1 0 0	WHILEHS (predicate pair)	FEAT_SME2 FEAT_SVE2p1
1 0 1	WHILEHI (predicate pair)	FEAT_SME2 FEAT_SVE2p1
1 1 0	WHILELO (predicate pair)	FEAT_SME2 FEAT_SVE2p1
1 1 1	WHILELS (predicate pair)	FEAT_SME2 FEAT_SVE2p1

SVE integer compare scalar count and limit (predicate-as-counter)

The encodings in this section are decoded from [SVE Scalar Integer Compare - Predicate-as-counter](#).

31	30	29	28	27	26	25	24	23	22	21	20	19	18	17	16	15	14	13	12	11	10	9	8	7	6	5	4	3	2	1	0
0	0	1	0	0	1	0	1	size	1	Rm			0	1	vl	0	U	lt	Rn			1	eq	PNd							

Decode fields U lt eq	Instruction Details	Feature
0 0 0	WHILEGE (predicate as counter)	FEAT_SME2 FEAT_SVE2p1
0 0 1	WHILEGT (predicate as counter)	FEAT_SME2 FEAT_SVE2p1
0 1 0	WHILELT (predicate as counter)	FEAT_SME2 FEAT_SVE2p1
0 1 1	WHILELE (predicate as counter)	FEAT_SME2 FEAT_SVE2p1
1 0 0	WHILEHS (predicate as counter)	FEAT_SME2 FEAT_SVE2p1

Decode fields			Instruction Details	Feature
U	It	eq		
1	0	1	WHILEHI (predicate as counter)	FEAT_SME2 FEAT_SVE2p1
1	1	0	WHILELO (predicate as counter)	FEAT_SME2 FEAT_SVE2p1
1	1	1	WHILELS (predicate as counter)	FEAT_SME2 FEAT_SVE2p1

SVE Integer Wide Immediate - Unpredicated

The encodings in this section are decoded from [SVE encodings](#).

31	30	29	28	27	26	25	24	23	22	21	20	19	18	17	16	15	14	13	12	11	10	9	8	7	6	5	4	3	2	1	0
0	0	1	0	0	1	0	1			1	op0			op1	1	1															

Decode fields		Instruction details
op0	op1	
00		SVE integer add/subtract immediate (unpredicated)
01		SVE integer min/max immediate (unpredicated)
10		SVE integer multiply immediate (unpredicated)
11	0	SVE broadcast integer immediate (unpredicated)
11	1	SVE broadcast floating-point immediate (unpredicated)

SVE integer add/subtract immediate (unpredicated)

The encodings in this section are decoded from [SVE Integer Wide Immediate - Unpredicated](#).

31	30	29	28	27	26	25	24	23	22	21	20	19	18	17	16	15	14	13	12	11	10	9	8	7	6	5	4	3	2	1	0
0	0	1	0	0	1	0	1	size	1	0	0	opc	1	1	sh																Zdn

Decode fields		Instruction Details	Feature
opc			
000		ADD (immediate)	FEAT_SVE FEAT_SME
001		SUB (immediate)	FEAT_SVE FEAT_SME
010		UNALLOCATED	-
011		SUBR (immediate)	FEAT_SVE FEAT_SME
100		SQADD (immediate)	FEAT_SVE FEAT_SME
101		UQADD (immediate)	FEAT_SVE FEAT_SME
110		SQSUB (immediate)	FEAT_SVE FEAT_SME
111		UQSUB (immediate)	FEAT_SVE FEAT_SME

SVE integer min/max immediate (unpredicated)

The encodings in this section are decoded from [SVE Integer Wide Immediate - Unpredicated](#).

31	30	29	28	27	26	25	24	23	22	21	20	19	18	17	16	15	14	13	12	11	10	9	8	7	6	5	4	3	2	1	0
0	0	1	0	0	1	0	1	size	1	0	1	opc	1	1	o2																Zdn

Decode fields		Instruction Details	Feature
opc	o2		
0xx	1	UNALLOCATED	-
000	0	SMAX (immediate)	FEAT_SVE FEAT_SME
001	0	UMAX (immediate)	FEAT_SVE FEAT_SME
010	0	SMIN (immediate)	FEAT_SVE FEAT_SME
011	0	UMIN (immediate)	FEAT_SVE FEAT_SME
1xx		UNALLOCATED	-

SVE integer multiply immediate (unpredicated)

The encodings in this section are decoded from [SVE Integer Wide Immediate - Unpredicated](#).

31	30	29	28	27	26	25	24	23	22	21	20	19	18	17	16	15	14	13	12	11	10	9	8	7	6	5	4	3	2	1	0
0	0	1	0	0	1	0	1	size	1	1	0	opc		1	1	o2	imm8								Zdn						

Decode fields opc	o2	Instruction Details	Feature
000	0	MUL (immediate)	FEAT_SVE FEAT_SME
000	1	UNALLOCATED	-
!= 000		UNALLOCATED	-

SVE broadcast integer immediate (unpredicated)

The encodings in this section are decoded from [SVE Integer Wide Immediate - Unpredicated](#).

31	30	29	28	27	26	25	24	23	22	21	20	19	18	17	16	15	14	13	12	11	10	9	8	7	6	5	4	3	2	1	0
0	0	1	0	0	1	0	1	size	1	1	1	opc	0	1	1	sh	imm8								Zd						

Decode fields opc	Instruction Details	Feature
00	DUP (immediate)	FEAT_SVE FEAT_SME
!= 00	UNALLOCATED	-

SVE broadcast floating-point immediate (unpredicated)

The encodings in this section are decoded from [SVE Integer Wide Immediate - Unpredicated](#).

31	30	29	28	27	26	25	24	23	22	21	20	19	18	17	16	15	14	13	12	11	10	9	8	7	6	5	4	3	2	1	0
0	0	1	0	0	1	0	1	size	1	1	1	opc	1	1	1	o2	imm8								Zd						

Decode fields opc	o2	Instruction Details	Feature
00	0	FDUP	FEAT_SVE FEAT_SME
00	1	UNALLOCATED	-
!= 00		UNALLOCATED	-

SVE Integer Multiply-Add - Unpredicated

The encodings in this section are decoded from [SVE encodings](#).

31	30	29	28	27	26	25	24	23	22	21	20	19	18	17	16	15	14	13	12	11	10	9	8	7	6	5	4	3	2	1	0
0	1	0	0	0	1	0	0			0						0	op0														

Decode fields op0	Instruction details	Feature
0000x	SVE integer dot product (unpredicated)	-
0001x	SVE2 saturating multiply-add interleaved long	-
001xx	CDOT (vectors)	FEAT_SVE2 FEAT_SME
01xxx	SVE2 complex integer multiply-add	-
10xxx	SVE2 integer multiply-add long	-
110xx	SVE2 saturating multiply-add long	-
1110x	SVE2 saturating multiply-add high	-
11110	SVE mixed sign dot product	-
11111	UNALLOCATED	-

SVE integer dot product (unpredicated)

The encodings in this section are decoded from [SVE Integer Multiply-Add - Unpredicated](#).

31	30	29	28	27	26	25	24	23	22	21	20	19	18	17	16	15	14	13	12	11	10	9	8	7	6	5	4	3	2	1	0
0	1	0	0	0	1	0	0	size	0				Zm			0	0	0	0	0	U				Zn				Zda		

Decode fields size	U	Instruction Details	Feature
0x		UNALLOCATED	-
1x	0	SDOT (4-way, vectors)	FEAT_SVE FEAT_SME
1x	1	UDOT (4-way, vectors)	FEAT_SVE FEAT_SME

SVE2 saturating multiply-add interleaved long

The encodings in this section are decoded from [SVE Integer Multiply-Add - Unpredicated](#).

31	30	29	28	27	26	25	24	23	22	21	20	19	18	17	16	15	14	13	12	11	10	9	8	7	6	5	4	3	2	1	0		
0	1	0	0	0	1	0	0	size	0	Zm						0	0	0	0	1	S	Zn						Zda					

Decode fields S	Instruction Details	Feature
0	SQDMLALBT	FEAT_SVE2 FEAT_SME
1	SQDMLSLBT	FEAT_SVE2 FEAT_SME

SVE2 complex integer multiply-add

The encodings in this section are decoded from [SVE Integer Multiply-Add - Unpredicated](#).

31	30	29	28	27	26	25	24	23	22	21	20	19	18	17	16	15	14	13	12	11	10	9	8	7	6	5	4	3	2	1	0
0	1	0	0	0	1	0	0	size	0	Zm						0	0	1	op	rot	Zn						Zda				

Decode fields op	Instruction Details	Feature
0	CMLA (vectors)	FEAT_SVE2 FEAT_SME
1	SQRDCMLAH (vectors)	FEAT_SVE2 FEAT_SME

SVE2 integer multiply-add long

The encodings in this section are decoded from [SVE Integer Multiply-Add - Unpredicated](#).

31	30	29	28	27	26	25	24	23	22	21	20	19	18	17	16	15	14	13	12	11	10	9	8	7	6	5	4	3	2	1	0
0	1	0	0	0	1	0	0	size	0	Zm						0	1	0	S	U	T	Zn						Zda			

Decode fields S	U	T	Instruction Details	Feature
0	0	0	SMLALB (vectors)	FEAT_SVE2 FEAT_SME
0	0	1	SMLALT (vectors)	FEAT_SVE2 FEAT_SME
0	1	0	UMLALB (vectors)	FEAT_SVE2 FEAT_SME
0	1	1	UMLALT (vectors)	FEAT_SVE2 FEAT_SME
1	0	0	SMLSLB (vectors)	FEAT_SVE2 FEAT_SME
1	0	1	SMLSLT (vectors)	FEAT_SVE2 FEAT_SME
1	1	0	UMLSLB (vectors)	FEAT_SVE2 FEAT_SME
1	1	1	UMLSLT (vectors)	FEAT_SVE2 FEAT_SME

SVE2 saturating multiply-add long

The encodings in this section are decoded from [SVE Integer Multiply-Add - Unpredicated](#).

31	30	29	28	27	26	25	24	23	22	21	20	19	18	17	16	15	14	13	12	11	10	9	8	7	6	5	4	3	2	1	0
0	1	0	0	0	1	0	0	size	0				Zm			0	1	1	0	S	T			Zn				Zda			

Decode fields		Instruction Details	Feature
S	T		
0	0	SQDMLALB (vectors)	FEAT_SVE2 FEAT_SME
0	1	SQDMLALT (vectors)	FEAT_SVE2 FEAT_SME
1	0	SQDMLSLB (vectors)	FEAT_SVE2 FEAT_SME
1	1	SQDMLSLT (vectors)	FEAT_SVE2 FEAT_SME

SVE2 saturating multiply-add high

The encodings in this section are decoded from [SVE Integer Multiply-Add - Unpredicated](#).

31	30	29	28	27	26	25	24	23	22	21	20	19	18	17	16	15	14	13	12	11	10	9	8	7	6	5	4	3	2	1	0	
0	1	0	0	0	1	0	0	size	0	Zm						0	1	1	1	0	S	Zn						Zda				

Decode fields		Instruction Details	Feature
S			
0		SQRDMLAH (vectors)	FEAT_SVE2 FEAT_SME
1		SQRDMLSH (vectors)	FEAT_SVE2 FEAT_SME

SVE mixed sign dot product

The encodings in this section are decoded from [SVE Integer Multiply-Add - Unpredicated](#).

31	30	29	28	27	26	25	24	23	22	21	20	19	18	17	16	15	14	13	12	11	10	9	8	7	6	5	4	3	2	1	0
0	1	0	0	0	1	0	0	size	0	Zm						0	1	1	1	1	0	Zn					Zda				

Decode fields		Instruction Details	Feature
size			
10		USDOT (vectors)	(FEAT_SVE && FEAT_I8MM) (FEAT_SME && FEAT_I8MM)
!= 10		UNALLOCATED	-

SVE2 Integer - Predicated

The encodings in this section are decoded from [SVE encodings](#).

31	30	29	28	27	26	25	24	23	22	21	20	19	18	17	16	15	14	13	12	11	10	9	8	7	6	5	4	3	2	1	0
0	1	0	0	0	1	0	0			0			op0			1	0	op1													

Decode fields		Instruction details
op0	op1	
0010	1	SVE2 integer pairwise add and accumulate long
0011	1	UNALLOCATED
011x	1	UNALLOCATED
0x0x	1	SVE2 integer unary operations (predicated)
0xxx	0	SVE2 saturating/rounding bitwise shift left (predicated)
10xx	0	SVE2 integer halving add/subtract (predicated)
10xx	1	SVE2 integer pairwise arithmetic
11xx	0	SVE2 saturating add/subtract
11xx	1	UNALLOCATED

SVE2 integer pairwise add and accumulate long

The encodings in this section are decoded from [SVE2 Integer - Predicated](#).

31	30	29	28	27	26	25	24	23	22	21	20	19	18	17	16	15	14	13	12	11	10	9	8	7	6	5	4	3	2	1	0
0	1	0	0	0	1	0	0	size	0	0	0	1	0	U	1	0	1		Pg					Zn					Zda		

Decode fields	Instruction Details	Feature
U		
0	SADALP	FEAT_SVE2 FEAT_SME
1	UADALP	FEAT_SVE2 FEAT_SME

SVE2 integer unary operations (predicated)

The encodings in this section are decoded from [SVE2 Integer - Predicated](#).

31	30	29	28	27	26	25	24	23	22	21	20	19	18	17	16	15	14	13	12	11	10	9	8	7	6	5	4	3	2	1	0
0	1	0	0	0	1	0	0	size	0	0	Q	0	Z	op	1	0	1		Pg					Zn					Zd		

Decode fields			Instruction Details	Feature
Q	Z	op		
0	0	0	URECPE — Merging	FEAT_SVE2 FEAT_SME
0	0	1	URSQRTE — Merging	FEAT_SVE2 FEAT_SME
0	1	0	URECPE — Zeroing	FEAT_SVE2p2 FEAT_SME2p2
0	1	1	URSQRTE — Zeroing	FEAT_SVE2p2 FEAT_SME2p2
1	0	0	SQABS — Merging	FEAT_SVE2 FEAT_SME
1	0	1	SQNEG — Merging	FEAT_SVE2 FEAT_SME
1	1	0	SQABS — Zeroing	FEAT_SVE2p2 FEAT_SME2p2
1	1	1	SQNEG — Zeroing	FEAT_SVE2p2 FEAT_SME2p2

SVE2 saturating/rounding bitwise shift left (predicated)

The encodings in this section are decoded from [SVE2 Integer - Predicated](#).

31	30	29	28	27	26	25	24	23	22	21	20	19	18	17	16	15	14	13	12	11	10	9	8	7	6	5	4	3	2	1	0
0	1	0	0	0	1	0	0	size	0	0	Q	R	N	U	1	0	0		Pg					Zm					Zdn		

Decode fields				Instruction Details	Feature
Q	R	N	U		
0		0		UNALLOCATED	-
0	0	1	0	SRSHL	FEAT_SVE2 FEAT_SME
0	0	1	1	URSHL	FEAT_SVE2 FEAT_SME
0	1	1	0	SRSHLR	FEAT_SVE2 FEAT_SME
0	1	1	1	URSHLR	FEAT_SVE2 FEAT_SME
1	0	0	0	SQSHL (vectors)	FEAT_SVE2 FEAT_SME
1	0	0	1	UQSHL (vectors)	FEAT_SVE2 FEAT_SME
1	0	1	0	SQRSHL	FEAT_SVE2 FEAT_SME
1	0	1	1	UQRSHL	FEAT_SVE2 FEAT_SME
1	1	0	0	SQSHLR	FEAT_SVE2 FEAT_SME
1	1	0	1	UQSHLR	FEAT_SVE2 FEAT_SME
1	1	1	0	SQRSHLR	FEAT_SVE2 FEAT_SME
1	1	1	1	UQRSHLR	FEAT_SVE2 FEAT_SME

SVE2 integer halving add/subtract (predicated)

The encodings in this section are decoded from [SVE2 Integer - Predicated](#).

31	30	29	28	27	26	25	24	23	22	21	20	19	18	17	16	15	14	13	12	11	10	9	8	7	6	5	4	3	2	1	0
0	1	0	0	0	1	0	0	size	0	1	0	R	S	U	1	0	0	Pg					Zm						Zdn		

Decode fields			Instruction Details	Feature
R	S	U		
0	0	0	SHADD	FEAT_SVE2 FEAT_SME
0	0	1	UHADD	FEAT_SVE2 FEAT_SME
0	1	0	SHSUB	FEAT_SVE2 FEAT_SME
0	1	1	UHSUB	FEAT_SVE2 FEAT_SME
1	0	0	SRHADD	FEAT_SVE2 FEAT_SME
1	0	1	URHADD	FEAT_SVE2 FEAT_SME
1	1	0	SHSUBR	FEAT_SVE2 FEAT_SME
1	1	1	UHSUBR	FEAT_SVE2 FEAT_SME

SVE2 integer pairwise arithmetic

The encodings in this section are decoded from [SVE2 Integer - Predicated](#).

31	30	29	28	27	26	25	24	23	22	21	20	19	18	17	16	15	14	13	12	11	10	9	8	7	6	5	4	3	2	1	0
0	1	0	0	0	1	0	0	size	0	1	0	opc	U	1	0	1	Pg					Zm							Zdn		

Decode fields		Instruction Details	Feature
opc	U		
00	0	UNALLOCATED	-
00	1	ADDP	FEAT_SVE2 FEAT_SME
01		UNALLOCATED	-
10	0	SMAXP	FEAT_SVE2 FEAT_SME
10	1	UMAXP	FEAT_SVE2 FEAT_SME
11	0	SMINP	FEAT_SVE2 FEAT_SME
11	1	UMINP	FEAT_SVE2 FEAT_SME

SVE2 saturating add/subtract

The encodings in this section are decoded from [SVE2 Integer - Predicated](#).

31	30	29	28	27	26	25	24	23	22	21	20	19	18	17	16	15	14	13	12	11	10	9	8	7	6	5	4	3	2	1	0
0	1	0	0	0	1	0	0	size	0	1	1	op	S	U	1	0	0	Pg					Zm						Zdn		

Decode fields			Instruction Details	Feature
op	S	U		
0	0	0	SQADD (vectors, predicated)	FEAT_SVE2 FEAT_SME
0	0	1	UQADD (vectors, predicated)	FEAT_SVE2 FEAT_SME
0	1	0	SQSUB (vectors, predicated)	FEAT_SVE2 FEAT_SME
0	1	1	UQSUB (vectors, predicated)	FEAT_SVE2 FEAT_SME
1	0	0	SUQADD	FEAT_SVE2 FEAT_SME
1	0	1	USQADD	FEAT_SVE2 FEAT_SME
1	1	0	SQSUBR	FEAT_SVE2 FEAT_SME
1	1	1	UQSUBR	FEAT_SVE2 FEAT_SME

SVE Multiply - Indexed

The encodings in this section are decoded from [SVE encodings](#).

31	30	29	28	27	26	25	24	23	22	21	20	19	18	17	16	15	14	13	12	11	10	9	8	7	6	5	4	3	2	1	0
0	1	0	0	0	1	0	0			1																					

Decode fields op0	Instruction details
00000x	SVE integer dot product (indexed)
00001x	SVE2 integer multiply-add (indexed)
00010x	SVE2 saturating multiply-add high (indexed)
00011x	SVE mixed sign dot product (indexed)
001xxx	SVE2 saturating multiply-add (indexed)
0100xx	SVE2 complex integer dot product (indexed)
0101xx	UNALLOCATED
0110xx	SVE2 complex integer multiply-add (indexed)
0111xx	SVE2 complex saturating multiply-add (indexed)
10xxxx	SVE2 integer multiply-add long (indexed)
110xxx	SVE2 integer multiply long (indexed)
1110xx	SVE2 saturating multiply (indexed)
11110x	SVE2 saturating multiply high (indexed)
111110	SVE2 integer multiply (indexed)
111111	UNALLOCATED

SVE integer dot product (indexed)

The encodings in this section are decoded from [SVE Multiply - Indexed](#).

31	30	29	28	27	26	25	24	23	22	21	20	19	18	17	16	15	14	13	12	11	10	9	8	7	6	5	4	3	2	1	0
0	1	0	0	0	1	0	0	size	1	opc			0	0	0	0	0	U	Zn					Zda							

Decode fields size	U	Instruction Details	Feature
0x		UNALLOCATED	-
10	0	SDOT (4-way, indexed) — 8-bit to 32-bit	FEAT_SVE FEAT_SME
10	1	UDOT (4-way, indexed) — 8-bit to 32-bit	FEAT_SVE FEAT_SME
11	0	SDOT (4-way, indexed) — 16-bit to 64-bit	FEAT_SVE FEAT_SME
11	1	UDOT (4-way, indexed) — 16-bit to 64-bit	FEAT_SVE FEAT_SME

SVE2 integer multiply-add (indexed)

The encodings in this section are decoded from [SVE Multiply - Indexed](#).

31	30	29	28	27	26	25	24	23	22	21	20	19	18	17	16	15	14	13	12	11	10	9	8	7	6	5	4	3	2	1	0
0	1	0	0	0	1	0	0	size	1	opc			0	0	0	0	1	S	Zn				Zda								

Decode fields size	S	Instruction Details	Feature
0x	0	MLA (indexed) — 16-bit	FEAT_SVE2 FEAT_SME
0x	1	MLS (indexed) — 16-bit	FEAT_SVE2 FEAT_SME
10	0	MLA (indexed) — 32-bit	FEAT_SVE2 FEAT_SME
10	1	MLS (indexed) — 32-bit	FEAT_SVE2 FEAT_SME
11	0	MLA (indexed) — 64-bit	FEAT_SVE2 FEAT_SME
11	1	MLS (indexed) — 64-bit	FEAT_SVE2 FEAT_SME

SVE2 saturating multiply-add high (indexed)

The encodings in this section are decoded from [SVE Multiply - Indexed](#).

31	30	29	28	27	26	25	24	23	22	21	20	19	18	17	16	15	14	13	12	11	10	9	8	7	6	5	4	3	2	1	0
0	1	0	0	0	1	0	0	size	1				opc			0	0	0	1	0	S				Zn				Zda		

Decode fields size	S	Instruction Details	Feature
0x	0	SQRDMLAH (indexed) — 16-bit	FEAT_SVE2 FEAT_SME
0x	1	SQRDMLSH (indexed) — 16-bit	FEAT_SVE2 FEAT_SME
10	0	SQRDMLAH (indexed) — 32-bit	FEAT_SVE2 FEAT_SME
10	1	SQRDMLSH (indexed) — 32-bit	FEAT_SVE2 FEAT_SME
11	0	SQRDMLAH (indexed) — 64-bit	FEAT_SVE2 FEAT_SME
11	1	SQRDMLSH (indexed) — 64-bit	FEAT_SVE2 FEAT_SME

SVE mixed sign dot product (indexed)

The encodings in this section are decoded from [SVE Multiply - Indexed](#).

31	30	29	28	27	26	25	24	23	22	21	20	19	18	17	16	15	14	13	12	11	10	9	8	7	6	5	4	3	2	1	0
0	1	0	0	0	1	0	0	size	1				opc			0	0	0	1	1	U				Zn				Zda		

Decode fields size	U	Instruction Details	Feature
10	0	USDOT (indexed)	(FEAT_SVE && FEAT_I8MM) (FEAT_SME && FEAT_I8MM)
10	1	SUDOT	(FEAT_SVE && FEAT_I8MM) (FEAT_SME && FEAT_I8MM)
!= 10		UNALLOCATED	-

SVE2 saturating multiply-add (indexed)

The encodings in this section are decoded from [SVE Multiply - Indexed](#).

31	30	29	28	27	26	25	24	23	22	21	20	19	18	17	16	15	14	13	12	11	10	9	8	7	6	5	4	3	2	1	0
0	1	0	0	0	1	0	0	size	1				opc			0	0	1	S	il	T				Zn				Zda		

Decode fields size	S	T	Instruction Details	Feature
0x			UNALLOCATED	-
10	0	0	SQDMLALB (indexed) — 32-bit	FEAT_SVE2 FEAT_SME
10	0	1	SQDMLALT (indexed) — 32-bit	FEAT_SVE2 FEAT_SME
10	1	0	SQDMLSLB (indexed) — 32-bit	FEAT_SVE2 FEAT_SME
10	1	1	SQDMLSLT (indexed) — 32-bit	FEAT_SVE2 FEAT_SME
11	0	0	SQDMLALB (indexed) — 64-bit	FEAT_SVE2 FEAT_SME
11	0	1	SQDMLALT (indexed) — 64-bit	FEAT_SVE2 FEAT_SME
11	1	0	SQDMLSLB (indexed) — 64-bit	FEAT_SVE2 FEAT_SME
11	1	1	SQDMLSLT (indexed) — 64-bit	FEAT_SVE2 FEAT_SME

SVE2 complex integer dot product (indexed)

The encodings in this section are decoded from [SVE Multiply - Indexed](#).

31	30	29	28	27	26	25	24	23	22	21	20	19	18	17	16	15	14	13	12	11	10	9	8	7	6	5	4	3	2	1	0
0	1	0	0	0	1	0	0	size	1				opc			0	1	0	0	rot					Zn				Zda		

Decode fields size	Instruction Details	Feature
0x	UNALLOCATED	-
10	CDOT (indexed) — 8-bit to 32-bit	FEAT_SVE2 FEAT_SME
11	CDOT (indexed) — 16-bit to 64-bit	FEAT_SVE2 FEAT_SME

SVE2 complex integer multiply-add (indexed)

The encodings in this section are decoded from [SVE Multiply - Indexed](#).

31	30	29	28	27	26	25	24	23	22	21	20	19	18	17	16	15	14	13	12	11	10	9	8	7	6	5	4	3	2	1	0
0	1	0	0	0	1	0	0	size	1				opc			0	1	1	0	rot				Zn					Zda		

Decode fields size	Instruction Details	Feature
0x	UNALLOCATED	-
10	CMLA (indexed) — 16-bit	FEAT_SVE2 FEAT_SME
11	CMLA (indexed) — 32-bit	FEAT_SVE2 FEAT_SME

SVE2 complex saturating multiply-add (indexed)

The encodings in this section are decoded from [SVE Multiply - Indexed](#).

31	30	29	28	27	26	25	24	23	22	21	20	19	18	17	16	15	14	13	12	11	10	9	8	7	6	5	4	3	2	1	0
0	1	0	0	0	1	0	0	size	1				opc			0	1	1	1	rot				Zn					Zda		

Decode fields size	Instruction Details	Feature
0x	UNALLOCATED	-
10	SQRDCMLAH (indexed) — 16-bit	FEAT_SVE2 FEAT_SME
11	SQRDCMLAH (indexed) — 32-bit	FEAT_SVE2 FEAT_SME

SVE2 integer multiply-add long (indexed)

The encodings in this section are decoded from [SVE Multiply - Indexed](#).

31	30	29	28	27	26	25	24	23	22	21	20	19	18	17	16	15	14	13	12	11	10	9	8	7	6	5	4	3	2	1	0
0	1	0	0	0	1	0	0	size	1				opc			1	0	S	U	il	T				Zn				Zda		

Decode fields size	S	U	T	Instruction Details	Feature
0x				UNALLOCATED	-
10	0	0	0	SMLALB (indexed) — 32-bit	FEAT_SVE2 FEAT_SME
10	0	0	1	SMLALT (indexed) — 32-bit	FEAT_SVE2 FEAT_SME
10	0	1	0	UMLALB (indexed) — 32-bit	FEAT_SVE2 FEAT_SME
10	0	1	1	UMLALT (indexed) — 32-bit	FEAT_SVE2 FEAT_SME
10	1	0	0	SMLSLB (indexed) — 32-bit	FEAT_SVE2 FEAT_SME
10	1	0	1	SMLSLT (indexed) — 32-bit	FEAT_SVE2 FEAT_SME
10	1	1	0	UMLSLB (indexed) — 32-bit	FEAT_SVE2 FEAT_SME
10	1	1	1	UMLSLT (indexed) — 32-bit	FEAT_SVE2 FEAT_SME
11	0	0	0	SMLALB (indexed) — 64-bit	FEAT_SVE2 FEAT_SME
11	0	0	1	SMLALT (indexed) — 64-bit	FEAT_SVE2 FEAT_SME
11	0	1	0	UMLALB (indexed) — 64-bit	FEAT_SVE2 FEAT_SME
11	0	1	1	UMLALT (indexed) — 64-bit	FEAT_SVE2 FEAT_SME

Decode fields				Instruction Details	Feature
size	S	U	T		
11	1	0	0	SMLSBL (indexed) — 64-bit	FEAT_SVE2 FEAT_SME
11	1	0	1	SMLSLT (indexed) — 64-bit	FEAT_SVE2 FEAT_SME
11	1	1	0	UMLSBL (indexed) — 64-bit	FEAT_SVE2 FEAT_SME
11	1	1	1	UMLSLT (indexed) — 64-bit	FEAT_SVE2 FEAT_SME

SVE2 integer multiply long (indexed)

The encodings in this section are decoded from [SVE Multiply - Indexed](#).

31	30	29	28	27	26	25	24	23	22	21	20	19	18	17	16	15	14	13	12	11	10	9	8	7	6	5	4	3	2	1	0
0	1	0	0	0	1	0	0	size	1		opc		1	1	0	U	il	T													

Decode fields			Instruction Details	Feature
size	U	T		
0x			UNALLOCATED	-
10	0	0	SMULLB (indexed) — 32-bit	FEAT_SVE2 FEAT_SME
10	0	1	SMULLT (indexed) — 32-bit	FEAT_SVE2 FEAT_SME
10	1	0	UMULLB (indexed) — 32-bit	FEAT_SVE2 FEAT_SME
10	1	1	UMULLT (indexed) — 32-bit	FEAT_SVE2 FEAT_SME
11	0	0	SMULLB (indexed) — 64-bit	FEAT_SVE2 FEAT_SME
11	0	1	SMULLT (indexed) — 64-bit	FEAT_SVE2 FEAT_SME
11	1	0	UMULLB (indexed) — 64-bit	FEAT_SVE2 FEAT_SME
11	1	1	UMULLT (indexed) — 64-bit	FEAT_SVE2 FEAT_SME

SVE2 saturating multiply (indexed)

The encodings in this section are decoded from [SVE Multiply - Indexed](#).

31	30	29	28	27	26	25	24	23	22	21	20	19	18	17	16	15	14	13	12	11	10	9	8	7	6	5	4	3	2	1	0
0	1	0	0	0	1	0	0	size	1		opc		1	1	1	0	il	T													

Decode fields		Instruction Details	Feature
size	T		
0x		UNALLOCATED	-
10	0	SQDMULLB (indexed) — 32-bit	FEAT_SVE2 FEAT_SME
10	1	SQDMULLT (indexed) — 32-bit	FEAT_SVE2 FEAT_SME
11	0	SQDMULLB (indexed) — 64-bit	FEAT_SVE2 FEAT_SME
11	1	SQDMULLT (indexed) — 64-bit	FEAT_SVE2 FEAT_SME

SVE2 saturating multiply high (indexed)

The encodings in this section are decoded from [SVE Multiply - Indexed](#).

31	30	29	28	27	26	25	24	23	22	21	20	19	18	17	16	15	14	13	12	11	10	9	8	7	6	5	4	3	2	1	0
0	1	0	0	0	1	0	0	size	1		opc		1	1	1	1	0	R													

Decode fields		Instruction Details	Feature
size	R		
0x	0	SQDMULH (indexed) — 16-bit	FEAT_SVE2 FEAT_SME
0x	1	SQDMULH (indexed) — 16-bit	FEAT_SVE2 FEAT_SME
10	0	SQDMULH (indexed) — 32-bit	FEAT_SVE2 FEAT_SME
10	1	SQDMULH (indexed) — 32-bit	FEAT_SVE2 FEAT_SME

Decode fields size	R	Instruction Details	Feature
11	0	SQDMULH (indexed) — 64-bit	FEAT_SVE2 FEAT_SME
11	1	SQRDMULH (indexed) — 64-bit	FEAT_SVE2 FEAT_SME

SVE2 integer multiply (indexed)

The encodings in this section are decoded from [SVE Multiply - Indexed](#).

31	30	29	28	27	26	25	24	23	22	21	20	19	18	17	16	15	14	13	12	11	10	9	8	7	6	5	4	3	2	1	0
0	1	0	0	0	1	0	0	size	1			opc	1	1	1	1	1	1	0					Zn					Zd		

Decode fields size	Instruction Details	Feature
0x	MUL (indexed) — 16-bit	FEAT_SVE2 FEAT_SME
10	MUL (indexed) — 32-bit	FEAT_SVE2 FEAT_SME
11	MUL (indexed) — 64-bit	FEAT_SVE2 FEAT_SME

SVE2 Widening Integer Arithmetic

The encodings in this section are decoded from [SVE encodings](#).

31	30	29	28	27	26	25	24	23	22	21	20	19	18	17	16	15	14	13	12	11	10	9	8	7	6	5	4	3	2	1	0
0	1	0	0	0	1	0	1			0						0	op0														

Decode fields op0	Instruction details
0x	SVE2 integer add/subtract long
10	SVE2 integer add/subtract wide
11	SVE2 integer multiply long

SVE2 integer add/subtract long

The encodings in this section are decoded from [SVE2 Widening Integer Arithmetic](#).

31	30	29	28	27	26	25	24	23	22	21	20	19	18	17	16	15	14	13	12	11	10	9	8	7	6	5	4	3	2	1	0
0	1	0	0	0	1	0	1	size	0			Zm	0	0	op	S	U	T							Zn				opc		

Decode fields op	S	U	T	Instruction Details	Feature
0	0	0	0	SADDLB	FEAT_SVE2 FEAT_SME
0	0	0	1	SADDLT	FEAT_SVE2 FEAT_SME
0	0	1	0	UADDLB	FEAT_SVE2 FEAT_SME
0	0	1	1	UADDLT	FEAT_SVE2 FEAT_SME
0	1	0	0	SSUBLB	FEAT_SVE2 FEAT_SME
0	1	0	1	SSUBLT	FEAT_SVE2 FEAT_SME
0	1	1	0	USUBLB	FEAT_SVE2 FEAT_SME
0	1	1	1	USUBLT	FEAT_SVE2 FEAT_SME
1	0			UNALLOCATED	-
1	1	0	0	SABDLB	FEAT_SVE2 FEAT_SME
1	1	0	1	SABDLT	FEAT_SVE2 FEAT_SME
1	1	1	0	UABDLB	FEAT_SVE2 FEAT_SME
1	1	1	1	UABDLT	FEAT_SVE2 FEAT_SME

SVE2 integer add/subtract wide

The encodings in this section are decoded from [SVE2 Widening Integer Arithmetic](#).

31	30	29	28	27	26	25	24	23	22	21	20	19	18	17	16	15	14	13	12	11	10	9	8	7	6	5	4	3	2	1	0
0	1	0	0	0	1	0	1	size	0				Zm		0	1	0	S	U	T				Zn					Zd		

Decode fields			Instruction Details		Feature
S	U	T			
0	0	0	SADDWB		FEAT_SVE2 FEAT_SME
0	0	1	SADDWT		FEAT_SVE2 FEAT_SME
0	1	0	UADDWB		FEAT_SVE2 FEAT_SME
0	1	1	UADDWT		FEAT_SVE2 FEAT_SME
1	0	0	SSUBWB		FEAT_SVE2 FEAT_SME
1	0	1	SSUBWT		FEAT_SVE2 FEAT_SME
1	1	0	USUBWB		FEAT_SVE2 FEAT_SME
1	1	1	USUBWT		FEAT_SVE2 FEAT_SME

SVE2 integer multiply long

The encodings in this section are decoded from [SVE2 Widening Integer Arithmetic](#).

31	30	29	28	27	26	25	24	23	22	21	20	19	18	17	16	15	14	13	12	11	10	9	8	7	6	5	4	3	2	1	0
0	1	0	0	0	1	0	1	size	0				Zm		0	1	1	op	U	T				Zn					Zd		

Decode fields				Instruction Details		Feature
size	op	U	T			
	0	0	0	SQDMULLB (vectors)		FEAT_SVE2 FEAT_SME
	0	0	1	SQDMULLT (vectors)		FEAT_SVE2 FEAT_SME
	1	0	0	SMULLB (vectors)		FEAT_SVE2 FEAT_SME
	1	0	1	SMULLT (vectors)		FEAT_SVE2 FEAT_SME
	1	1	0	UMULLB (vectors)		FEAT_SVE2 FEAT_SME
	1	1	1	UMULLT (vectors)		FEAT_SVE2 FEAT_SME
00	0	1	0	PMULLB — 128-bit element		FEAT_SVE_PMULL128
00	0	1	1	PMULLT — 128-bit element		FEAT_SVE_PMULL128
!= 00	0	1	0	PMULLB — 16-bit or 64-bit elements		FEAT_SVE2 FEAT_SME
!= 00	0	1	1	PMULLT — 16-bit or 64-bit elements		FEAT_SVE2 FEAT_SME

SVE Misc

The encodings in this section are decoded from [SVE encodings](#).

31	30	29	28	27	26	25	24	23	22	21	20	19	18	17	16	15	14	13	12	11	10	9	8	7	6	5	4	3	2	1	0
0	1	0	0	0	1	0	1	op0		0						1	0			op1											

Decode fields		Instruction details	
op0	op1		
0	10xx	SVE2 bitwise shift left long	
1	10xx	UNALLOCATED	
	00xx	SVE2 integer add/subtract interleaved long	
	010x	SVE2 bitwise exclusive-OR interleaved	
	0110	SVE integer matrix multiply accumulate	
	0111	UNALLOCATED	
	11xx	SVE2 bitwise permute	

SVE2 bitwise shift left long

The encodings in this section are decoded from [SVE Misc](#).

31	30	29	28	27	26	25	24	23	22	21	20	19	18	17	16	15	14	13	12	11	10	9	8	7	6	5	4	3	2	1	0
0	1	0	0	0	1	0	1	0	tszh	0	tszl		imm3			1	0	1	0	U	T										

Decode fields		Instruction Details	Feature
U	T		
0	0	SSHLLB	FEAT_SVE2 FEAT_SME
0	1	SSHLLT	FEAT_SVE2 FEAT_SME
1	0	USHLLB	FEAT_SVE2 FEAT_SME
1	1	USHLLT	FEAT_SVE2 FEAT_SME

SVE2 integer add/subtract interleaved long

The encodings in this section are decoded from [SVE Misc](#).

31	30	29	28	27	26	25	24	23	22	21	20	19	18	17	16	15	14	13	12	11	10	9	8	7	6	5	4	3	2	1	0
0	1	0	0	0	1	0	1	size	0				Zm			1	0	0	0	S	tb										

Decode fields		Instruction Details	Feature
S	tb		
0	0	SADDLBT	FEAT_SVE2 FEAT_SME
0	1	UNALLOCATED	-
1	0	SSUBLBT	FEAT_SVE2 FEAT_SME
1	1	SSUBLTB	FEAT_SVE2 FEAT_SME

SVE2 bitwise exclusive-OR interleaved

The encodings in this section are decoded from [SVE Misc](#).

31	30	29	28	27	26	25	24	23	22	21	20	19	18	17	16	15	14	13	12	11	10	9	8	7	6	5	4	3	2	1	0
0	1	0	0	0	1	0	1	size	0				Zm			1	0	0	1	0	tb										

Decode fields		Instruction Details	Feature
tb			
0		EORBT	FEAT_SVE2 FEAT_SME
1		EORTB	FEAT_SVE2 FEAT_SME

SVE integer matrix multiply accumulate

The encodings in this section are decoded from [SVE Misc](#).

31	30	29	28	27	26	25	24	23	22	21	20	19	18	17	16	15	14	13	12	11	10	9	8	7	6	5	4	3	2	1	0
0	1	0	0	0	1	0	1	uns	0				Zm			1	0		0	1	1	0									

Decode fields		Instruction Details	Feature
uns			
00		SMMLA	FEAT_SVE && FEAT_I8MM
01		UNALLOCATED	-
10		USMMLA	FEAT_SVE && FEAT_I8MM
11		UMMLA	FEAT_SVE && FEAT_I8MM

SVE2 bitwise permute

The encodings in this section are decoded from [SVE Misc](#).

31	30	29	28	27	26	25	24	23	22	21	20	19	18	17	16	15	14	13	12	11	10	9	8	7	6	5	4	3	2	1	0
0	1	0	0	0	1	0	1	size	0				Zm			1	0	1	1	opc				Zn					Zd		

Decode fields opc	Instruction Details	Feature
00	BEXT	FEAT_SVE_BitPerm
01	BDEP	FEAT_SVE_BitPerm
10	BGRP	FEAT_SVE_BitPerm
11	UNALLOCATED	-

SVE2 Accumulate

The encodings in this section are decoded from [SVE encodings](#).

31	30	29	28	27	26	25	24	23	22	21	20	19	18	17	16	15	14	13	12	11	10	9	8	7	6	5	4	3	2	1	0
0	1	0	0	0	1	0	1			0			op0			1	1		op1												

Decode fields op0	Decode fields op1	Instruction details
0000	011	SVE2 complex integer add
	00x	SVE2 integer absolute difference and accumulate long
	010	SVE2 integer add/subtract long with carry
	10x	SVE2 bitwise shift right and accumulate
	110	SVE2 bitwise shift and insert
	111	SVE2 integer absolute difference and accumulate
!= 0000	011	UNALLOCATED

SVE2 complex integer add

The encodings in this section are decoded from [SVE2 Accumulate](#).

31	30	29	28	27	26	25	24	23	22	21	20	19	18	17	16	15	14	13	12	11	10	9	8	7	6	5	4	3	2	1	0
0	1	0	0	0	1	0	1	size	0	0	0	0	0	op	1	1	0	1	1	rot					Zm					Zdn	

Decode fields op	Instruction Details	Feature
0	CADD	FEAT_SVE2 FEAT_SME
1	SQCADD	FEAT_SVE2 FEAT_SME

SVE2 integer absolute difference and accumulate long

The encodings in this section are decoded from [SVE2 Accumulate](#).

31	30	29	28	27	26	25	24	23	22	21	20	19	18	17	16	15	14	13	12	11	10	9	8	7	6	5	4	3	2	1	0
0	1	0	0	0	1	0	1	size	0	Zm						1	1	0	0	U	T	Zn						Zda			

Decode fields U	Decode fields T	Instruction Details	Feature
0	0	SABALB	FEAT_SVE2 FEAT_SME
0	1	SABALT	FEAT_SVE2 FEAT_SME
1	0	UABALB	FEAT_SVE2 FEAT_SME
1	1	UABALT	FEAT_SVE2 FEAT_SME

SVE2 integer add/subtract long with carry

The encodings in this section are decoded from [SVE2 Accumulate](#).

31	30	29	28	27	26	25	24	23	22	21	20	19	18	17	16	15	14	13	12	11	10	9	8	7	6	5	4	3	2	1	0
0	1	0	0	0	1	0	1	size	0			Zm		1	1	0	1	0	T			Zn						Zda			

Decode fields size	T	Instruction Details	Feature
0x	0	ADCLB	FEAT_SVE2 FEAT_SME
0x	1	ADCLT	FEAT_SVE2 FEAT_SME
1x	0	SBCLB	FEAT_SVE2 FEAT_SME
1x	1	SBCLT	FEAT_SVE2 FEAT_SME

SVE2 bitwise shift right and accumulate

The encodings in this section are decoded from [SVE2 Accumulate](#).

31	30	29	28	27	26	25	24	23	22	21	20	19	18	17	16	15	14	13	12	11	10	9	8	7	6	5	4	3	2	1	0
0	1	0	0	0	1	0	1	tszh	0	tszl		imm3		1	1	1	0	R	U			Zn						Zda			

Decode fields R	U	Instruction Details	Feature
0	0	SSRA	FEAT_SVE2 FEAT_SME
0	1	USRA	FEAT_SVE2 FEAT_SME
1	0	SRSRA	FEAT_SVE2 FEAT_SME
1	1	URSRA	FEAT_SVE2 FEAT_SME

SVE2 bitwise shift and insert

The encodings in this section are decoded from [SVE2 Accumulate](#).

31	30	29	28	27	26	25	24	23	22	21	20	19	18	17	16	15	14	13	12	11	10	9	8	7	6	5	4	3	2	1	0
0	1	0	0	0	1	0	1	tszh	0	tszl		imm3		1	1	1	1	0	op			Zn						Zd			

Decode fields op	Instruction Details	Feature
0	SRI	FEAT_SVE2 FEAT_SME
1	SLI	FEAT_SVE2 FEAT_SME

SVE2 integer absolute difference and accumulate

The encodings in this section are decoded from [SVE2 Accumulate](#).

31	30	29	28	27	26	25	24	23	22	21	20	19	18	17	16	15	14	13	12	11	10	9	8	7	6	5	4	3	2	1	0
0	1	0	0	0	1	0	1	size	0			Zm		1	1	1	1	1	U			Zn						Zda			

Decode fields U	Instruction Details	Feature
0	SABA	FEAT_SVE2 FEAT_SME
1	UABA	FEAT_SVE2 FEAT_SME

SVE2 Narrowing

The encodings in this section are decoded from [SVE encodings](#).

31	30	29	28	27	26	25	24	23	22	21	20	19	18	17	16	15	14	13	12	11	10	9	8	7	6	5	4	3	2	1	0
0	1	0	0	0	1	0	1	op0		1			op1	op2	0	op3			op4						op5						

Decode fields	Instruction details
op0	op1 op2 op3 op4 op5

0	00	0	10			SVE2 saturating extract narrow
0	00	1	10	0	0	SME2 multi-vec extract narrow
0	00	1	10	0	1	UNALLOCATED
0	00	1	10	1		UNALLOCATED
0			0x			SVE2 bitwise shift right narrow
0	!= 00		10			UNALLOCATED
1			0x	0	0	SME2 multi-vec shift narrow
1			0x	0	1	UNALLOCATED
1			0x	1		UNALLOCATED
1			10			UNALLOCATED
			11			SVE2 integer add/subtract narrow high part

SVE2 saturating extract narrow

The encodings in this section are decoded from [SVE2 Narrowing](#).

31	30	29	28	27	26	25	24	23	22	21	20	19	18	17	16	15	14	13	12	11	10	9	8	7	6	5	4	3	2	1	0
0	1	0	0	0	1	0	1	0	tszh	1	tszl	0	0	0	0	1	0	opc	T												

Decode fields		Instruction Details		Feature
opc	T			
00	0	SQXTNB		FEAT_SVE2 FEAT_SME
00	1	SQXTNT		FEAT_SVE2 FEAT_SME
01	0	UQXTNB		FEAT_SVE2 FEAT_SME
01	1	UQXTNT		FEAT_SVE2 FEAT_SME
10	0	SQXTUNB		FEAT_SVE2 FEAT_SME
10	1	SQXTUNT		FEAT_SVE2 FEAT_SME
11		UNALLOCATED		-

SME2 multi-vec extract narrow

The encodings in this section are decoded from [SVE2 Narrowing](#).

31	30	29	28	27	26	25	24	23	22	21	20	19	18	17	16	15	14	13	12	11	10	9	8	7	6	5	4	3	2	1	0
0	1	0	0	0	1	0	1	0	tszh	1	tszl	0	0	1	0	1	0	opc	0												

Decode fields			Instruction Details		Feature
tszh	tszl	opc			
0	10	00	SQCVTN		FEAT_SME2 FEAT_SVE2p1
0	10	01	UQCVTN		FEAT_SME2 FEAT_SVE2p1
0	10	10	SQCVTUN		FEAT_SME2 FEAT_SVE2p1
0	10	11	UNALLOCATED		-
0	!= 10		UNALLOCATED		-
1			UNALLOCATED		-

SVE2 bitwise shift right narrow

The encodings in this section are decoded from [SVE2 Narrowing](#).

31	30	29	28	27	26	25	24	23	22	21	20	19	18	17	16	15	14	13	12	11	10	9	8	7	6	5	4	3	2	1	0
0	1	0	0	0	1	0	1	0	tszh	1	tszl		imm3	0	0	op	U	R	T												

Decode fields				Instruction Details	Feature
op	U	R	T		
0	0	0	0	SQSHRUNB	FEAT_SVE2 FEAT_SME
0	0	0	1	SQSHRUNT	FEAT_SVE2 FEAT_SME
0	0	1	0	SQSRSHRUNB	FEAT_SVE2 FEAT_SME
0	0	1	1	SQSRSHRUNT	FEAT_SVE2 FEAT_SME
0	1	0	0	SHRNB	FEAT_SVE2 FEAT_SME
0	1	0	1	SHRNT	FEAT_SVE2 FEAT_SME
0	1	1	0	RSHRNB	FEAT_SVE2 FEAT_SME
0	1	1	1	RSHRNT	FEAT_SVE2 FEAT_SME
1	0	0	0	SQSHRNB	FEAT_SVE2 FEAT_SME
1	0	0	1	SQSHRNT	FEAT_SVE2 FEAT_SME
1	0	1	0	SQSRSHRNB	FEAT_SVE2 FEAT_SME
1	0	1	1	SQSRSHRNT	FEAT_SVE2 FEAT_SME
1	1	0	0	UQSHRNB	FEAT_SVE2 FEAT_SME
1	1	0	1	UQSHRNT	FEAT_SVE2 FEAT_SME
1	1	1	0	UQSRSHRNB	FEAT_SVE2 FEAT_SME
1	1	1	1	UQSRSHRNT	FEAT_SVE2 FEAT_SME

SME2 multi-vec shift narrow

The encodings in this section are decoded from [SVE2 Narrowing](#).

31	30	29	28	27	26	25	24	23	22	21	20	19	18	17	16	15	14	13	12	11	10	9	8	7	6	5	4	3	2	1	0
0	1	0	0	0	1	0	1	1	op0	1	opc				0	0	op1	U	R	0	Zn				0	Zd					

Decode fields			U	R	Instruction Details	Feature
op0	opc	op1				
0	0xxxx				UNALLOCATED	-
0	1xxxx			0	UNALLOCATED	-
0	1xxxx	0	0	1	SQSRSHRUN	FEAT_SME2 FEAT_SVE2p1
0	1xxxx	0	1	1	UNALLOCATED	-
0	1xxxx	1	0	1	SQSRSHRN	FEAT_SME2 FEAT_SVE2p1
0	1xxxx	1	1	1	UQSRSHRN	FEAT_SME2 FEAT_SVE2p1
1					UNALLOCATED	-

SVE2 integer add/subtract narrow high part

The encodings in this section are decoded from [SVE2 Narrowing](#).

31	30	29	28	27	26	25	24	23	22	21	20	19	18	17	16	15	14	13	12	11	10	9	8	7	6	5	4	3	2	1	0
0	1	0	0	0	1	0	1	size	1	Zm				0	1	1	S	R	T	Zn				Zd							

Decode fields			Instruction Details	Feature
S	R	T		
0	0	0	ADDHNB	FEAT_SVE2 FEAT_SME
0	0	1	ADDHNT	FEAT_SVE2 FEAT_SME
0	1	0	RADDHNB	FEAT_SVE2 FEAT_SME
0	1	1	RADDHNT	FEAT_SVE2 FEAT_SME
1	0	0	SUBHNB	FEAT_SVE2 FEAT_SME
1	0	1	SUBHNT	FEAT_SVE2 FEAT_SME
1	1	0	RSUBHNB	FEAT_SVE2 FEAT_SME

Decode fields			Instruction Details	Feature
S	R	T		
1	1	1	RSUBHNT	FEAT_SVE2 FEAT_SME

SVE2 Histogram Computation (Segment) and Lookup Table

The encodings in this section are decoded from [SVE encodings](#).

31	30	29	28	27	26	25	24	23	22	21	20	19	18	17	16	15	14	13	12	11	10	9	8	7	6	5	4	3	2	1	0
0	1	0	0	0	1	0	1		op0	1						1	0	1		op1											

Decode fields		Instruction details	Feature
op0	op1		
0	0x1	UNALLOCATED	-
1	001	LUTI4 (8-bit and 16-bit) — Byte, single register table	(FEAT_SVE2 && FEAT_LUT) (FEAT_SME2 && FEAT_LUT)
1	011	UNALLOCATED	-
	000	HISTSEG	FEAT_SVE2
	100	LUTI2 (8-bit and 16-bit) — Byte	(FEAT_SVE2 && FEAT_LUT) (FEAT_SME2 && FEAT_LUT)
	1x1	SVE2 lookup table with 4-bit indices and 16-bit element size	-
	xx10	LUTI2 (8-bit and 16-bit) — Halfword	(FEAT_SVE2 && FEAT_LUT) (FEAT_SME2 && FEAT_LUT)

SVE2 lookup table with 4-bit indices and 16-bit element size

The encodings in this section are decoded from [SVE2 Histogram Computation \(Segment\) and Lookup Table](#).

31	30	29	28	27	26	25	24	23	22	21	20	19	18	17	16	15	14	13	12	11	10	9	8	7	6	5	4	3	2	1	0
0	1	0	0	0	1	0	1	i2	1	Zm						1	0	1	1	op	1	Zn						Zd			

Decode fields		Instruction Details	Feature
op			
0		LUTI4 (8-bit and 16-bit) — Halfword, two register table	(FEAT_SVE2 && FEAT_LUT) (FEAT_SME2 && FEAT_LUT)
1		LUTI4 (8-bit and 16-bit) — Halfword, single register table	(FEAT_SVE2 && FEAT_LUT) (FEAT_SME2 && FEAT_LUT)

SVE2 Crypto Extensions

The encodings in this section are decoded from [SVE encodings](#).

31	30	29	28	27	26	25	24	23	22	21	20	19	18	17	16	15	14	13	12	11	10	9	8	7	6	5	4	3	2	1	0
0	1	0	0	0	1	0	1			1		op0		op1		1	1	1		op2				op3							op4

Decode fields					Instruction details
op0	op1	op2	op3	op4	
000	00	00x	00000		SVE2 crypto unary operations
000	00	00x	!= 00000		UNALLOCATED
000	01	00x			UNALLOCATED
000	1x	00x			SVE2 crypto destructive binary operations
xx0	1x	01x			SVE2 multi-vector AES single round (two registers)
xx1	1x	01x			SVE2 multi-vector AES single round (four registers)

	00	01x			UNALLOCATED
	01	01x			UNALLOCATED
		10x			SVE2 crypto constructive binary operations
		110		0	SVE2 Multi-vector polynomial multiply long
		111		0	SVE2 Multi-vector polynomial multiply long and accumulate vectors
		11x		1	UNALLOCATED
!= 000		00x			UNALLOCATED

SVE2 crypto unary operations

The encodings in this section are decoded from [SVE2 Crypto Extensions](#).

31	30	29	28	27	26	25	24	23	22	21	20	19	18	17	16	15	14	13	12	11	10	9	8	7	6	5	4	3	2	1	0
0	1	0	0	0	1	0	1	size	1	0	0	0	0	0	0	1	1	1	0	0	op	0	0	0	0	0					Zdn

Decode fields		Instruction Details		Feature
size	op			
00	0	AESMC		FEAT_SVE_AES
00	1	AESIMC		FEAT_SVE_AES
!= 00		UNALLOCATED		-

SVE2 crypto destructive binary operations

The encodings in this section are decoded from [SVE2 Crypto Extensions](#).

31	30	29	28	27	26	25	24	23	22	21	20	19	18	17	16	15	14	13	12	11	10	9	8	7	6	5	4	3	2	1	0
0	1	0	0	0	1	0	1	size	1	0	0	0	1	op	1	1	1	0	0	o2											Zdn

Decode fields			Instruction Details		Feature
size	op	o2			
00	0	0	AESE (vectors)		FEAT_SVE_AES
00	0	1	AESD (vectors)		FEAT_SVE_AES
00	1	0	SM4E		FEAT_SVE_SM4
00	1	1	UNALLOCATED		-
!= 00			UNALLOCATED		-

SVE2 multi-vector AES single round (two registers)

The encodings in this section are decoded from [SVE2 Crypto Extensions](#).

31	30	29	28	27	26	25	24	23	22	21	20	19	18	17	16	15	14	13	12	11	10	9	8	7	6	5	4	3	2	1	0
0	1	0	0	0	1	0	1	size	1	i2	0	1	op	1	1	1	0	1	o2	Zm					Zdn			o3			

Decode fields				Instruction Details		Feature
size	op	o2	o3			
00			1	UNALLOCATED		-
00	0	0	0	AESE (indexed)		FEAT_SVE_AES2
00	0	1	0	AESD (indexed)		FEAT_SVE_AES2
00	1	0	0	AESEMC		FEAT_SVE_AES2
00	1	1	0	AESDIMC		FEAT_SVE_AES2
!= 00				UNALLOCATED		-

SVE2 multi-vector AES single round (four registers)

The encodings in this section are decoded from [SVE2 Crypto Extensions](#).

31	30	29	28	27	26	25	24	23	22	21	20	19	18	17	16	15	14	13	12	11	10	9	8	7	6	5	4	3	2	1	0
0	1	0	0	0	1	0	1	size	1	i2	1	1	op	1	1	1	0	1	o2	Zm				Zdn			opc3				

Decode fields				Instruction Details		Feature
size	op	o2	opc3			
00			!= 00	UNALLOCATED		-
00	0	0	00	AESE (indexed)		FEAT_SVE_AES2
00	0	1	00	AESD (indexed)		FEAT_SVE_AES2
00	1	0	00	AESEMC		FEAT_SVE_AES2
00	1	1	00	AESDIMC		FEAT_SVE_AES2
!= 00				UNALLOCATED		-

SVE2 crypto constructive binary operations

The encodings in this section are decoded from [SVE2 Crypto Extensions](#).

31	30	29	28	27	26	25	24	23	22	21	20	19	18	17	16	15	14	13	12	11	10	9	8	7	6	5	4	3	2	1	0
0	1	0	0	0	1	0	1	size	1	Zm				1	1	1	1	0	op	Zn				Zd							

Decode fields		Instruction Details		Feature
size	op			
00	0	SM4EKEY		FEAT_SVE_SM4
00	1	RAX1		FEAT_SVE_SHA3
!= 00		UNALLOCATED		-

SVE2 Multi-vector polynomial multiply long

The encodings in this section are decoded from [SVE2 Crypto Extensions](#).

31	30	29	28	27	26	25	24	23	22	21	20	19	18	17	16	15	14	13	12	11	10	9	8	7	6	5	4	3	2	1	0
0	1	0	0	0	1	0	1	size	1	Zm				1	1	1	1	1	0	Zn				Zd			0				

Decode fields		Instruction Details		Feature
size				
00		PMULL		FEAT_SVE_AES2
!= 00		UNALLOCATED		-

SVE2 Multi-vector polynomial multiply long and accumulate vectors

The encodings in this section are decoded from [SVE2 Crypto Extensions](#).

31	30	29	28	27	26	25	24	23	22	21	20	19	18	17	16	15	14	13	12	11	10	9	8	7	6	5	4	3	2	1	0
0	1	0	0	0	1	0	1	size	1	Zm				1	1	1	1	1	1	Zn				Zda			0				

Decode fields		Instruction Details		Feature
size				
00		PMLAL		FEAT_SVE_AES2
!= 00		UNALLOCATED		-

SVE2 FP8 widening multiply-add

The encodings in this section are decoded from [SVE encodings](#).

31	30	29	28	27	26	25	24	23	22	21	20	19	18	17	16	15	14	13	12	11	10	9	8	7	6	5	4	3	2	1	0
0	1	1	0	0	1	0	0	op0	0	1						1	0	op1			1	0									

Decode fields
op0 op1

Instruction details

0		SVE2 FP8 multiply-add long long
1	0	SVE2 FP8 multiply-add long
1	1	UNALLOCATED

SVE2 FP8 multiply-add long long

The encodings in this section are decoded from [SVE2 FP8 widening multiply-add](#).

31	30	29	28	27	26	25	24	23	22	21	20	19	18	17	16	15	14	13	12	11	10	9	8	7	6	5	4	3	2	1	0
0	1	1	0	0	1	0	0	0	0	1	Zm					1	0	TT	1	0	Zn					Zda					

Decode fields
TT

Instruction Details

Feature

00	FMLALLBB (vectors)	FEAT_SSVE_FP8FMA (FEAT_SVE2 && FEAT_FP8FMA)
01	FMLALLBT (vectors)	FEAT_SSVE_FP8FMA (FEAT_SVE2 && FEAT_FP8FMA)
10	FMLALLTB (vectors)	FEAT_SSVE_FP8FMA (FEAT_SVE2 && FEAT_FP8FMA)
11	FMLALLTT (vectors)	FEAT_SSVE_FP8FMA (FEAT_SVE2 && FEAT_FP8FMA)

SVE2 FP8 multiply-add long

The encodings in this section are decoded from [SVE2 FP8 widening multiply-add](#).

31	30	29	28	27	26	25	24	23	22	21	20	19	18	17	16	15	14	13	12	11	10	9	8	7	6	5	4	3	2	1	0
0	1	1	0	0	1	0	0	1	0	1	Zm					1	0	0	T	1	0	Zn					Zda				

Decode fields
T

Instruction Details

Feature

0	FMLALB (vectors, FP8 to FP16)	FEAT_SSVE_FP8FMA (FEAT_SVE2 && FEAT_FP8FMA)
1	FMLALT (vectors, FP8 to FP16)	FEAT_SSVE_FP8FMA (FEAT_SVE2 && FEAT_FP8FMA)

SVE2 floating-point unary operations - zeroing predicated

The encodings in this section are decoded from [SVE encodings](#).

31	30	29	28	27	26	25	24	23	22	21	20	19	18	17	16	15	14	13	12	11	10	9	8	7	6	5	4	3	2	1	0
0	1	1	0	0	1	0	0			0	1	1	op0		1																

Decode fields
op0

Instruction details

00x	Floating-point round to integral value (predicated)
010	Floating-point convert (predicated)
011	Floating-point square root (predicated)
10x	Floating-point round and convert from integer (predicated)
11x	Floating-point log and convert to integer

Floating-point round to integral value (predicated)

The encodings in this section are decoded from [SVE2 floating-point unary operations - zeroing predicated](#).

31	30	29	28	27	26	25	24	23	22	21	20	19	18	17	16	15	14	13	12	11	10	9	8	7	6	5	4	3	2	1	0
0	1	1	0	0	1	0	0	size		0	1	1	0	0	op	1	opc2		Pg					Zn					Zd		

Decode fields		Instruction Details	Feature
op	opc2		
0	00	FRINT<rd> — Nearest with ties to even, zeroing	FEAT_SVE2p2 FEAT_SME2p2
0	01	FRINT<rd> — Toward plus infinity, zeroing	FEAT_SVE2p2 FEAT_SME2p2
0	10	FRINT<rd> — Toward minus infinity, zeroing	FEAT_SVE2p2 FEAT_SME2p2
0	11	FRINT<rd> — Toward zero, zeroing	FEAT_SVE2p2 FEAT_SME2p2
1	00	FRINT<rd> — Nearest with ties to away, zeroing	FEAT_SVE2p2 FEAT_SME2p2
1	01	UNALLOCATED	-
1	10	FRINT<rd> — Current mode signalling inexact, zeroing	FEAT_SVE2p2 FEAT_SME2p2
1	11	FRINT<rd> — Current mode, zeroing	FEAT_SVE2p2 FEAT_SME2p2

Floating-point convert (predicated)

The encodings in this section are decoded from [SVE2 floating-point unary operations - zeroing predicated](#).

31	30	29	28	27	26	25	24	23	22	21	20	19	18	17	16	15	14	13	12	11	10	9	8	7	6	5	4	3	2	1	0
0	1	1	0	0	1	0	0	opc	0	1	1	0	1	0	1	opc2	Pg		Zn				Zd								

Decode fields		Instruction Details	Feature
opc	opc2		
x0	11	UNALLOCATED	-
00	0x	UNALLOCATED	-
00	10	FCVTX	FEAT_SVE2p2 FEAT_SME2p2
01		UNALLOCATED	-
10	00	FCVT — Single-precision to half-precision, zeroing	FEAT_SVE2p2 FEAT_SME2p2
10	01	FCVT — Half-precision to single-precision, zeroing	FEAT_SVE2p2 FEAT_SME2p2
10	10	BFCVT	FEAT_SVE2p2 FEAT_SME2p2
11	00	FCVT — Double-precision to half-precision, zeroing	FEAT_SVE2p2 FEAT_SME2p2
11	01	FCVT — Half-precision to double-precision, zeroing	FEAT_SVE2p2 FEAT_SME2p2
11	10	FCVT — Double-precision to single-precision, zeroing	FEAT_SVE2p2 FEAT_SME2p2
11	11	FCVT — Single-precision to double-precision, zeroing	FEAT_SVE2p2 FEAT_SME2p2

Floating-point square root (predicated)

The encodings in this section are decoded from [SVE2 floating-point unary operations - zeroing predicated](#).

31	30	29	28	27	26	25	24	23	22	21	20	19	18	17	16	15	14	13	12	11	10	9	8	7	6	5	4	3	2	1	0
0	1	1	0	0	1	0	0	size	0	1	1	0	1	1	1	opc	Pg	Zn	Zd												

Decode fields		Instruction Details	Feature
opc			
00		FRECPX	FEAT_SVE2p2 FEAT_SME2p2
01		FSQRT	FEAT_SVE2p2 FEAT_SME2p2
1x		UNALLOCATED	-

Floating-point round and convert from integer (predicated)

The encodings in this section are decoded from [SVE2 floating-point unary operations - zeroing predicated](#).

31	30	29	28	27	26	25	24	23	22	21	20	19	18	17	16	15	14	13	12	11	10	9	8	7	6	5	4	3	2	1	0
0	1	1	0	0	1	0	0	opc	0	1	1	1	0	o2	1	o3	U	Pg							Zn						Zd

Decode fields				Instruction Details	Feature
opc	o2	o3	U		
00	0		0	FRINT32Z	FEAT_SVE2p2 FEAT_SME2p2
00	0		1	FRINT32X	FEAT_SVE2p2 FEAT_SME2p2
00	1		0	FRINT64Z	FEAT_SVE2p2 FEAT_SME2p2
00	1		1	FRINT64X	FEAT_SVE2p2 FEAT_SME2p2
01	0	0		UNALLOCATED	-
01	0	1	0	SCVTF (predicated) — 16-bit to half-precision, zeroing	FEAT_SVE2p2 FEAT_SME2p2
01	0	1	1	UCVTF (predicated) — 16-bit to half-precision, zeroing	FEAT_SVE2p2 FEAT_SME2p2
01	1	0	0	SCVTF (predicated) — 32-bit to half-precision, zeroing	FEAT_SVE2p2 FEAT_SME2p2
01	1	0	1	UCVTF (predicated) — 32-bit to half-precision, zeroing	FEAT_SVE2p2 FEAT_SME2p2
01	1	1	0	SCVTF (predicated) — 64-bit to half-precision, zeroing	FEAT_SVE2p2 FEAT_SME2p2
01	1	1	1	UCVTF (predicated) — 64-bit to half-precision, zeroing	FEAT_SVE2p2 FEAT_SME2p2
10	0			UNALLOCATED	-
10	1	0	0	SCVTF (predicated) — 32-bit to single-precision, zeroing	FEAT_SVE2p2 FEAT_SME2p2
10	1	0	1	UCVTF (predicated) — 32-bit to single-precision, zeroing	FEAT_SVE2p2 FEAT_SME2p2
10	1	1		UNALLOCATED	-
11	0	0	0	SCVTF (predicated) — 32-bit to double-precision, zeroing	FEAT_SVE2p2 FEAT_SME2p2
11	0	0	1	UCVTF (predicated) — 32-bit to double-precision, zeroing	FEAT_SVE2p2 FEAT_SME2p2
11	0	1		UNALLOCATED	-
11	1	0	0	SCVTF (predicated) — 64-bit to single-precision, zeroing	FEAT_SVE2p2 FEAT_SME2p2
11	1	0	1	UCVTF (predicated) — 64-bit to single-precision, zeroing	FEAT_SVE2p2 FEAT_SME2p2
11	1	1	0	SCVTF (predicated) — 64-bit to double-precision, zeroing	FEAT_SVE2p2 FEAT_SME2p2
11	1	1	1	UCVTF (predicated) — 64-bit to double-precision, zeroing	FEAT_SVE2p2 FEAT_SME2p2

Floating-point log and convert to integer

The encodings in this section are decoded from [SVE2 floating-point unary operations - zeroing predicated](#).

31	30	29	28	27	26	25	24	23	22	21	20	19	18	17	16	15	14	13	12	11	10	9	8	7	6	5	4	3	2	1	0
0	1	1	0	0	1	0	0	opc		0	1	1	1	1	o2	1	o3	U	Pg					Zn					Zd		

Decode fields				Instruction Details	Feature
opc	o2	o3	U		
00	0			FLOGB	FEAT_SVE2p2 FEAT_SME2p2
00	1			UNALLOCATED	-
01	0	0		UNALLOCATED	-
01	0	1	0	FCVTZS — Half-precision to 16-bit, zeroing	FEAT_SVE2p2 FEAT_SME2p2
01	0	1	1	FCVTZU — Half-precision to 16-bit, zeroing	FEAT_SVE2p2 FEAT_SME2p2
01	1	0	0	FCVTZS — Half-precision to 32-bit, zeroing	FEAT_SVE2p2 FEAT_SME2p2
01	1	0	1	FCVTZU — Half-precision to 32-bit, zeroing	FEAT_SVE2p2 FEAT_SME2p2
01	1	1	0	FCVTZS — Half-precision to 64-bit, zeroing	FEAT_SVE2p2 FEAT_SME2p2
01	1	1	1	FCVTZU — Half-precision to 64-bit, zeroing	FEAT_SVE2p2 FEAT_SME2p2
10	0			UNALLOCATED	-
10	1	0	0	FCVTZS — Single-precision to 32-bit, zeroing	FEAT_SVE2p2 FEAT_SME2p2
10	1	0	1	FCVTZU — Single-precision to 32-bit, zeroing	FEAT_SVE2p2 FEAT_SME2p2
10	1	1		UNALLOCATED	-
11	0	0	0	FCVTZS — Double-precision to 32-bit, zeroing	FEAT_SVE2p2 FEAT_SME2p2
11	0	0	1	FCVTZU — Double-precision to 32-bit, zeroing	FEAT_SVE2p2 FEAT_SME2p2
11	0	1		UNALLOCATED	-
11	1	0	0	FCVTZS — Single-precision to 64-bit, zeroing	FEAT_SVE2p2 FEAT_SME2p2

Decode fields				Instruction Details	Feature
opc	o2	o3	U		
11	1	0	1	FCVTZU — Single-precision to 64-bit, zeroing	FEAT_SVE2p2 FEAT_SME2p2
11	1	1	0	FCVTZS — Double-precision to 64-bit, zeroing	FEAT_SVE2p2 FEAT_SME2p2
11	1	1	1	FCVTZU — Double-precision to 64-bit, zeroing	FEAT_SVE2p2 FEAT_SME2p2

SVE floating-point widening multiply-add - indexed

The encodings in this section are decoded from [SVE encodings](#).

31	30	29	28	27	26	25	24	23	22	21	20	19	18	17	16	15	14	13	12	11	10	9	8	7	6	5	4	3	2	1	0
0	1	1	0	0	1	0	0	op0		1						0	1	op1	0												

Decode fields		Instruction details
op0	op1	
0	0	SVE BFloat16 floating-point dot product (indexed)
0	1	UNALLOCATED
1		SVE floating-point multiply-add long (indexed)

SVE BFloat16 floating-point dot product (indexed)

The encodings in this section are decoded from [SVE floating-point widening multiply-add - indexed](#).

31	30	29	28	27	26	25	24	23	22	21	20	19	18	17	16	15	14	13	12	11	10	9	8	7	6	5	4	3	2	1	0
0	1	1	0	0	1	0	0	0	op	1	i2		Zm			0	1	0	0	opc2					Zn				Zda		

Decode fields		Instruction Details	Feature
op	opc2		
0	×1	FDOT (2-way, indexed, FP8 to FP16)	FEAT_SSVE_FP8DOT2 (FEAT_SVE2 && FEAT_FP8DOT2)
0	00	FDOT (2-way, indexed, FP16 to FP32)	FEAT_SME2 FEAT_SVE2p1
0	10	UNALLOCATED	-
1	00	BFDOT (indexed)	(FEAT_SVE && FEAT_BF16) (FEAT_SME && FEAT_BF16)
1	01	FDOT (4-way, indexed)	FEAT_SSVE_FP8DOT4 (FEAT_SVE2 && FEAT_FP8DOT4)
1	1×	UNALLOCATED	-

SVE floating-point multiply-add long (indexed)

The encodings in this section are decoded from [SVE floating-point widening multiply-add - indexed](#).

31	30	29	28	27	26	25	24	23	22	21	20	19	18	17	16	15	14	13	12	11	10	9	8	7	6	5	4	3	2	1	0
0	1	1	0	0	1	0	0	1	o2	1	i3h		Zm			0	1	op	0	i3l	T					Zn			Zda		

Decode fields			Instruction Details	Feature
o2	op	T		
0	0	0	FMLALB (indexed, FP16 to FP32)	FEAT_SVE2 FEAT_SME
0	0	1	FMLALT (indexed, FP16 to FP32)	FEAT_SVE2 FEAT_SME
0	1	0	FMLSBL (indexed)	FEAT_SVE2 FEAT_SME
0	1	1	FMLSLLT (indexed)	FEAT_SVE2 FEAT_SME
1	0	0	BFMLALB (indexed)	(FEAT_SVE && FEAT_BF16) (FEAT_SME && FEAT_BF16)
1	0	1	BFMLALT (indexed)	(FEAT_SVE && FEAT_BF16) (FEAT_SME && FEAT_BF16)
1	1	0	BFMLSBL (indexed)	FEAT_SME2 FEAT_SVE2p1
1	1	1	BFMLSLLT (indexed)	FEAT_SME2 FEAT_SVE2p1

SVE floating-point widening multiply-add

The encodings in this section are decoded from [SVE encodings](#).

31	30	29	28	27	26	25	24	23	22	21	20	19	18	17	16	15	14	13	12	11	10	9	8	7	6	5	4	3	2	1	0
0	1	1	0	0	1	0	0	op0		1						1	0	op1	0	0											

Decode fields		Instruction details
op0	op1	
0	0	SVE BFloat16 floating-point dot product
0	1	UNALLOCATED
1		SVE floating-point multiply-add long

SVE BFloat16 floating-point dot product

The encodings in this section are decoded from [SVE floating-point widening multiply-add](#).

31	30	29	28	27	26	25	24	23	22	21	20	19	18	17	16	15	14	13	12	11	10	9	8	7	6	5	4	3	2	1	0
0	1	1	0	0	1	0	0	0	op	1	Zm				1	0	0	0	0	o2	Zn				Zda						

Decode fields		Instruction Details	Feature
op	o2		
0	0	FDOT (2-way, vectors, FP16 to FP32)	FEAT_SME2 FEAT_SVE2p1
0	1	FDOT (2-way, vectors, FP8 to FP16)	FEAT_SSVE_FP8DOT2 (FEAT_SVE2 && FEAT_FP8DOT2)
1	0	BFDOT (vectors)	(FEAT_SVE && FEAT_BF16) (FEAT_SME && FEAT_BF16)
1	1	FDOT (4-way, vectors)	FEAT_SSVE_FP8DOT4 (FEAT_SVE2 && FEAT_FP8DOT4)

SVE floating-point multiply-add long

The encodings in this section are decoded from [SVE floating-point widening multiply-add](#).

31	30	29	28	27	26	25	24	23	22	21	20	19	18	17	16	15	14	13	12	11	10	9	8	7	6	5	4	3	2	1	0
0	1	1	0	0	1	0	0	1	o2	1	Zm				1	0	op	0	0	T	Zn				Zda						

Decode fields			Instruction Details	Feature
o2	op	T		
0	0	0	FMLALB (vectors, FP16 to FP32)	FEAT_SVE2 FEAT_SME
0	0	1	FMLALT (vectors, FP16 to FP32)	FEAT_SVE2 FEAT_SME
0	1	0	FMLS LB (vectors)	FEAT_SVE2 FEAT_SME
0	1	1	FMLS LT (vectors)	FEAT_SVE2 FEAT_SME
1	0	0	BFMLALB (vectors)	(FEAT_SVE && FEAT_BF16) (FEAT_SME && FEAT_BF16)
1	0	1	BFMLALT (vectors)	(FEAT_SVE && FEAT_BF16) (FEAT_SME && FEAT_BF16)
1	1	0	BFMLS LB (vectors)	FEAT_SME2 FEAT_SVE2p1
1	1	1	BFMLS LT (vectors)	FEAT_SME2 FEAT_SVE2p1

SVE floating-point unary operations - unpredicated

The encodings in this section are decoded from [SVE encodings](#).

31	30	29	28	27	26	25	24	23	22	21	20	19	18	17	16	15	14	13	12	11	10	9	8	7	6	5	4	3	2	1	0
0	1	1	0	0	1	0	1	op0		0	0	1		op1		0	0	1	1	op2					op3						

Decode fields				Instruction details
op0	op1	op2	op3	
00	00x			SVE2 FP8 upconverts
00	010		0	SVE2 FP8 downconverts

00	010		1	UNALLOCATED
00	011			UNALLOCATED
	10x			UNALLOCATED
	11x	00		SVE floating-point reciprocal estimate (unpredicated)
	11x	!= 00		UNALLOCATED
!= 00	0xx			UNALLOCATED

SVE2 FP8 upconverts

The encodings in this section are decoded from [SVE floating-point unary operations - unpredicated](#).

31	30	29	28	27	26	25	24	23	22	21	20	19	18	17	16	15	14	13	12	11	10	9	8	7	6	5	4	3	2	1	0
0	1	1	0	0	1	0	1	0	0	0	0	1	0	0	L	0	0	1	1	opc	Zn					Zd					

Decode fields		Instruction Details		Feature	
L	opc				
0	00	F1CVT, F2CVT — F1CVT		(FEAT_SVE2 && FEAT_FP8) (FEAT_SME2 && FEAT_FP8)	
0	01	F1CVT, F2CVT — F2CVT		(FEAT_SVE2 && FEAT_FP8) (FEAT_SME2 && FEAT_FP8)	
0	10	BF1CVT, BF2CVT — BF1CVT		(FEAT_SVE2 && FEAT_FP8) (FEAT_SME2 && FEAT_FP8)	
0	11	BF1CVT, BF2CVT — BF2CVT		(FEAT_SVE2 && FEAT_FP8) (FEAT_SME2 && FEAT_FP8)	
1	00	F1CVTTLT, F2CVTTLT — F1CVTTLT		(FEAT_SVE2 && FEAT_FP8) (FEAT_SME2 && FEAT_FP8)	
1	01	F1CVTTLT, F2CVTTLT — F2CVTTLT		(FEAT_SVE2 && FEAT_FP8) (FEAT_SME2 && FEAT_FP8)	
1	10	BF1CVTTLT, BF2CVTTLT — BF1CVTTLT		(FEAT_SVE2 && FEAT_FP8) (FEAT_SME2 && FEAT_FP8)	
1	11	BF1CVTTLT, BF2CVTTLT — BF2CVTTLT		(FEAT_SVE2 && FEAT_FP8) (FEAT_SME2 && FEAT_FP8)	

SVE2 FP8 downconverts

The encodings in this section are decoded from [SVE floating-point unary operations - unpredicated](#).

31	30	29	28	27	26	25	24	23	22	21	20	19	18	17	16	15	14	13	12	11	10	9	8	7	6	5	4	3	2	1	0	
0	1	1	0	0	1	0	1	0	0	0	0	1	0	1	0	0	0	1	1	opc												
																				Zn		0	Zd									

Decode fields		Instruction Details		Feature	
	opc				
	00	FCVTN		(FEAT_SVE2 && FEAT_FP8) (FEAT_SME2 && FEAT_FP8)	
	01	FCVTNB		(FEAT_SVE2 && FEAT_FP8) (FEAT_SME2 && FEAT_FP8)	
	10	BFCVTN		(FEAT_SVE2 && FEAT_FP8) (FEAT_SME2 && FEAT_FP8)	
	11	FCVTNT (unpredicated)		(FEAT_SVE2 && FEAT_FP8) (FEAT_SME2 && FEAT_FP8)	

SVE floating-point reciprocal estimate (unpredicated)

The encodings in this section are decoded from [SVE floating-point unary operations - unpredicated](#).

31	30	29	28	27	26	25	24	23	22	21	20	19	18	17	16	15	14	13	12	11	10	9	8	7	6	5	4	3	2	1	0
0	1	1	0	0	1	0	1	size		0	0	1	1	1	op	0	0	1	1	0	0										

Decode fields		Instruction Details		Feature	
	op				
	0	FRECPE		FEAT_SVE FEAT_SME	
	1	FRSQRT		FEAT_SVE FEAT_SME	

SVE floating-point compare - with zero

The encodings in this section are decoded from [SVE encodings](#).

31	30	29	28	27	26	25	24	23	22	21	20	19	18	17	16	15	14	13	12	11	10	9	8	7	6	5	4	3	2	1	0
0	1	1	0	0	1	0	1			0	1	0	op0			0	0	1													

Decode fields	Instruction details
op0	
0	SVE floating-point compare with zero
1	UNALLOCATED

SVE floating-point compare with zero

The encodings in this section are decoded from [SVE floating-point compare - with zero](#).

31	30	29	28	27	26	25	24	23	22	21	20	19	18	17	16	15	14	13	12	11	10	9	8	7	6	5	4	3	2	1	0
0	1	1	0	0	1	0	1	size		0	1	0	0	eq	lt	0	0	1	Pg					Zn		ne			Pd		

Decode fields	Instruction Details			Feature
eq	lt	ne		
0	0	0	FCM<cc> (zero) — Greater than or equal	FEAT_SVE FEAT_SME
0	0	1	FCM<cc> (zero) — Greater than	FEAT_SVE FEAT_SME
0	1	0	FCM<cc> (zero) — Less than	FEAT_SVE FEAT_SME
0	1	1	FCM<cc> (zero) — Less than or equal	FEAT_SVE FEAT_SME
1		1	UNALLOCATED	-
1	0	0	FCM<cc> (zero) — Equal	FEAT_SVE FEAT_SME
1	1	0	FCM<cc> (zero) — Not equal	FEAT_SVE FEAT_SME

SVE floating-point accumulating reduction

The encodings in this section are decoded from [SVE encodings](#).

31	30	29	28	27	26	25	24	23	22	21	20	19	18	17	16	15	14	13	12	11	10	9	8	7	6	5	4	3	2	1	0
0	1	1	0	0	1	0	1			0	1	1	op0			0	0	1													

Decode fields	Instruction details
op0	
0	SVE floating-point serial reduction (predicated)
1	UNALLOCATED

SVE floating-point serial reduction (predicated)

The encodings in this section are decoded from [SVE floating-point accumulating reduction](#).

31	30	29	28	27	26	25	24	23	22	21	20	19	18	17	16	15	14	13	12	11	10	9	8	7	6	5	4	3	2	1	0
0	1	1	0	0	1	0	1	size		0	1	1	0	opc		0	0	1	Pg					Zm				Vdn			

Decode fields	Instruction Details	Feature
opc		
00	FADDA	FEAT_SVE
!= 00	UNALLOCATED	-

SVE floating-point arithmetic - predicated

The encodings in this section are decoded from [SVE encodings](#).

31	30	29	28	27	26	25	24	23	22	21	20	19	18	17	16	15	14	13	12	11	10	9	8	7	6	5	4	3	2	1	0
0	1	1	0	0	1	0	1			0	op0					1	0	0	op1				op2								

op0	Decode fields op1	op2	Instruction details	Feature
0x			SVE floating-point arithmetic (predicated)	-
10	000		FTMAD	FEAT_SVE
10	!= 000		UNALLOCATED	-
11		0000	SVE floating-point arithmetic with immediate (predicated)	-
11		!= 0000	UNALLOCATED	-

SVE floating-point arithmetic (predicated)

The encodings in this section are decoded from [SVE floating-point arithmetic - predicated](#).

31	30	29	28	27	26	25	24	23	22	21	20	19	18	17	16	15	14	13	12	11	10	9	8	7	6	5	4	3	2	1	0
0	1	1	0	0	1	0	1	size	0	0		opc	1	0	0		Pg						Zm						Zdn		

Decode fields size	Decode fields opc	Instruction Details	Feature
	0011	FSUBR (vectors)	FEAT_SVE FEAT_SME
	1000	FABD	FEAT_SVE FEAT_SME
	1010	FMULX	FEAT_SVE FEAT_SME
	1011	UNALLOCATED	-
	1100	FDIVR	FEAT_SVE FEAT_SME
	1101	FDIV	FEAT_SVE FEAT_SME
	1110	FAMAX	(FEAT_SVE2 && FEAT_FAMINMAX) (FEAT_SME2 && FEAT_FAMINMAX)
	1111	FAMIN	(FEAT_SVE2 && FEAT_FAMINMAX) (FEAT_SME2 && FEAT_FAMINMAX)
00	0000	BFADD (predicated)	FEAT_SVE_B16B16
00	0001	BFSUB (predicated)	FEAT_SVE_B16B16
00	0010	BFMUL (vectors, predicated)	FEAT_SVE_B16B16
00	0100	BFMAXNM	FEAT_SVE_B16B16
00	0101	BFMINNM	FEAT_SVE_B16B16
00	0110	BFMAX	FEAT_SVE_B16B16
00	0111	BFMIN	FEAT_SVE_B16B16
00	1001	BFSCALE	FEAT_SVE_BFSCALE
!= 00	0000	FADD (vectors, predicated)	FEAT_SVE FEAT_SME
!= 00	0001	FSUB (vectors, predicated)	FEAT_SVE FEAT_SME
!= 00	0010	FMUL (vectors, predicated)	FEAT_SVE FEAT_SME
!= 00	0100	FMAXNM (vectors)	FEAT_SVE FEAT_SME
!= 00	0101	FMINNM (vectors)	FEAT_SVE FEAT_SME
!= 00	0110	FMAX (vectors)	FEAT_SVE FEAT_SME
!= 00	0111	FMIN (vectors)	FEAT_SVE FEAT_SME
!= 00	1001	FSCALE	FEAT_SVE FEAT_SME

SVE floating-point arithmetic with immediate (predicated)

The encodings in this section are decoded from [SVE floating-point arithmetic - predicated](#).

31	30	29	28	27	26	25	24	23	22	21	20	19	18	17	16	15	14	13	12	11	10	9	8	7	6	5	4	3	2	1	0
0	1	1	0	0	1	0	1	size	0	1	1	opc	1	0	0		Pg						0	0	0	0	i1		Zdn		

Decode fields opc	Instruction Details	Feature
000	FADD (immediate)	FEAT_SVE FEAT_SME

Decode fields opc	Instruction Details	Feature
001	FSUB (immediate)	FEAT_SVE FEAT_SME
010	FMUL (immediate)	FEAT_SVE FEAT_SME
011	FSUBR (immediate)	FEAT_SVE FEAT_SME
100	FMAXNM (immediate)	FEAT_SVE FEAT_SME
101	FMINNM (immediate)	FEAT_SVE FEAT_SME
110	FMAX (immediate)	FEAT_SVE FEAT_SME
111	FMIN (immediate)	FEAT_SVE FEAT_SME

SVE floating-point unary operations - merging predicated

The encodings in this section are decoded from [SVE encodings](#).

31	30	29	28	27	26	25	24	23	22	21	20	19	18	17	16	15	14	13	12	11	10	9	8	7	6	5	4	3	2	1	0
0	1	1	0	0	1	0	1			0	op0					1	0	1													

Decode fields op0	Instruction details
00x	SVE floating-point round to integral value
010	SVE floating-point convert precision
011	SVE floating-point unary operations
10x	SVE integer convert to floating-point
11x	SVE floating-point convert to integer

SVE floating-point round to integral value

The encodings in this section are decoded from [SVE floating-point unary operations - merging predicated](#).

31	30	29	28	27	26	25	24	23	22	21	20	19	18	17	16	15	14	13	12	11	10	9	8	7	6	5	4	3	2	1	0
0	1	1	0	0	1	0	1	size		0	0	0		opc		1	0	1		Pg				Zn					Zd		

Decode fields opc	Instruction Details	Feature
000	FRINT<r> — Nearest with ties to even, merging	FEAT_SVE FEAT_SME
001	FRINT<r> — Toward plus infinity, merging	FEAT_SVE FEAT_SME
010	FRINT<r> — Toward minus infinity, merging	FEAT_SVE FEAT_SME
011	FRINT<r> — Toward zero, merging	FEAT_SVE FEAT_SME
100	FRINT<r> — Nearest with ties to away, merging	FEAT_SVE FEAT_SME
101	UNALLOCATED	-
110	FRINT<r> — Current mode signalling inexact, merging	FEAT_SVE FEAT_SME
111	FRINT<r> — Current mode, merging	FEAT_SVE FEAT_SME

SVE floating-point convert precision

The encodings in this section are decoded from [SVE floating-point unary operations - merging predicated](#).

31	30	29	28	27	26	25	24	23	22	21	20	19	18	17	16	15	14	13	12	11	10	9	8	7	6	5	4	3	2	1	0
0	1	1	0	0	1	0	1	opc		0	0	1	0	opc2		1	0	1		Pg				Zn					Zd		

Decode fields opc	Decode fields opc2	Instruction Details	Feature
x0	11	UNALLOCATED	-
00	0x	UNALLOCATED	-

Decode fields		Instruction Details	Feature
opc	opc2		
00	10	FCVTX	FEAT_SVE2 FEAT_SME
01		UNALLOCATED	-
10	00	FCVT — Single-precision to half-precision, merging	FEAT_SVE FEAT_SME
10	01	FCVT — Half-precision to single-precision, merging	FEAT_SVE FEAT_SME
10	10	BFCVT	(FEAT_SVE && FEAT_BF16) (FEAT_SME && FEAT_BF16)
11	00	FCVT — Double-precision to half-precision, merging	FEAT_SVE FEAT_SME
11	01	FCVT — Half-precision to double-precision, merging	FEAT_SVE FEAT_SME
11	10	FCVT — Double-precision to single-precision, merging	FEAT_SVE FEAT_SME
11	11	FCVT — Single-precision to double-precision, merging	FEAT_SVE FEAT_SME

SVE floating-point unary operations

The encodings in this section are decoded from [SVE floating-point unary operations - merging predicated](#).

31	30	29	28	27	26	25	24	23	22	21	20	19	18	17	16	15	14	13	12	11	10	9	8	7	6	5	4	3	2	1	0
0	1	1	0	0	1	0	1	size	0	0	1	1	opc	1	0	1	Pg			Zn			Zd								

Decode fields		Instruction Details	Feature
opc	opc2		
00		FRECPX	FEAT_SVE FEAT_SME
01		FSQRT	FEAT_SVE FEAT_SME
1x		UNALLOCATED	-

SVE integer convert to floating-point

The encodings in this section are decoded from [SVE floating-point unary operations - merging predicated](#).

31	30	29	28	27	26	25	24	23	22	21	20	19	18	17	16	15	14	13	12	11	10	9	8	7	6	5	4	3	2	1	0
0	1	1	0	0	1	0	1	opc	0	1	0	opc2	U	1	0	1	Pg			Zn			Zd								

Decode fields			Instruction Details	Feature
opc	opc2	U		
00	0x	0	FRINT32Z	FEAT_SVE2p2 FEAT_SME2p2
00	0x	1	FRINT32X	FEAT_SVE2p2 FEAT_SME2p2
00	1x	0	FRINT64Z	FEAT_SVE2p2 FEAT_SME2p2
00	1x	1	FRINT64X	FEAT_SVE2p2 FEAT_SME2p2
01	00		UNALLOCATED	-
01	01	0	SCVTF (predicated) — 16-bit to half-precision, merging	FEAT_SVE FEAT_SME
01	01	1	UCVTF (predicated) — 16-bit to half-precision, merging	FEAT_SVE FEAT_SME
01	10	0	SCVTF (predicated) — 32-bit to half-precision, merging	FEAT_SVE FEAT_SME
01	10	1	UCVTF (predicated) — 32-bit to half-precision, merging	FEAT_SVE FEAT_SME
01	11	0	SCVTF (predicated) — 64-bit to half-precision, merging	FEAT_SVE FEAT_SME
01	11	1	UCVTF (predicated) — 64-bit to half-precision, merging	FEAT_SVE FEAT_SME
10	10	0	SCVTF (predicated) — 32-bit to single-precision, merging	FEAT_SVE FEAT_SME
10	10	1	UCVTF (predicated) — 32-bit to single-precision, merging	FEAT_SVE FEAT_SME
10	!= 10		UNALLOCATED	-
11	00	0	SCVTF (predicated) — 32-bit to double-precision, merging	FEAT_SVE FEAT_SME
11	00	1	UCVTF (predicated) — 32-bit to double-precision, merging	FEAT_SVE FEAT_SME
11	01		UNALLOCATED	-
11	10	0	SCVTF (predicated) — 64-bit to single-precision, merging	FEAT_SVE FEAT_SME

Decode fields			Instruction Details	Feature
opc	opc2	U		
11	10	1	UCVTF (predicated) — 64-bit to single-precision, merging	FEAT_SVE FEAT_SME
11	11	0	SCVTF (predicated) — 64-bit to double-precision, merging	FEAT_SVE FEAT_SME
11	11	1	UCVTF (predicated) — 64-bit to double-precision, merging	FEAT_SVE FEAT_SME

SVE floating-point convert to integer

The encodings in this section are decoded from [SVE floating-point unary operations - merging predicated](#).

31	30	29	28	27	26	25	24	23	22	21	20	19	18	17	16	15	14	13	12	11	10	9	8	7	6	5	4	3	2	1	0
0	1	1	0	0	1	0	1	opc		0	1	1	opc2		U	1	0	1	Pg			Zn			Zd						

Decode fields			Instruction Details	Feature
opc	opc2	U		
00		0	FLOGB	FEAT_SVE2 FEAT_SME
00		1	UNALLOCATED	-
01	00		UNALLOCATED	-
01	01	0	FCVTZS — Half-precision to 16-bit, merging	FEAT_SVE FEAT_SME
01	01	1	FCVTZU — Half-precision to 16-bit, merging	FEAT_SVE FEAT_SME
01	10	0	FCVTZS — Half-precision to 32-bit, merging	FEAT_SVE FEAT_SME
01	10	1	FCVTZU — Half-precision to 32-bit, merging	FEAT_SVE FEAT_SME
01	11	0	FCVTZS — Half-precision to 64-bit, merging	FEAT_SVE FEAT_SME
01	11	1	FCVTZU — Half-precision to 64-bit, merging	FEAT_SVE FEAT_SME
10	10	0	FCVTZS — Single-precision to 32-bit, merging	FEAT_SVE FEAT_SME
10	10	1	FCVTZU — Single-precision to 32-bit, merging	FEAT_SVE FEAT_SME
10	!= 10		UNALLOCATED	-
11	00	0	FCVTZS — Double-precision to 32-bit, merging	FEAT_SVE FEAT_SME
11	00	1	FCVTZU — Double-precision to 32-bit, merging	FEAT_SVE FEAT_SME
11	01		UNALLOCATED	-
11	10	0	FCVTZS — Single-precision to 64-bit, merging	FEAT_SVE FEAT_SME
11	10	1	FCVTZU — Single-precision to 64-bit, merging	FEAT_SVE FEAT_SME
11	11	0	FCVTZS — Double-precision to 64-bit, merging	FEAT_SVE FEAT_SME
11	11	1	FCVTZU — Double-precision to 64-bit, merging	FEAT_SVE FEAT_SME

SVE floating-point multiply-add

The encodings in this section are decoded from [SVE encodings](#).

31	30	29	28	27	26	25	24	23	22	21	20	19	18	17	16	15	14	13	12	11	10	9	8	7	6	5	4	3	2	1	0
0	1	1	0	0	1	0	1			1						op0															

Decode fields		Instruction details
op0		
0		SVE floating-point multiply-accumulate writing addend
1		SVE floating-point multiply-accumulate writing multiplicand

SVE floating-point multiply-accumulate writing addend

The encodings in this section are decoded from [SVE floating-point multiply-add](#).

31	30	29	28	27	26	25	24	23	22	21	20	19	18	17	16	15	14	13	12	11	10	9	8	7	6	5	4	3	2	1	0
0	1	1	0	0	1	0	1	size		1	Zm			0	opc		Pg			Zn			Zda								

Decode fields size	opc	Instruction Details	Feature
00	00	BFMLA (vectors)	FEAT_SVE_B16B16
00	01	BFMLS (vectors)	FEAT_SVE_B16B16
00	1x	UNALLOCATED	-
!= 00	00	FMLA (vectors)	FEAT_SVE FEAT_SME
!= 00	01	FMLS (vectors)	FEAT_SVE FEAT_SME
!= 00	10	FNMLA	FEAT_SVE FEAT_SME
!= 00	11	FNMLS	FEAT_SVE FEAT_SME

SVE floating-point multiply-accumulate writing multiplicand

The encodings in this section are decoded from [SVE floating-point multiply-add](#).

31	30	29	28	27	26	25	24	23	22	21	20	19	18	17	16	15	14	13	12	11	10	9	8	7	6	5	4	3	2	1	0
0	1	1	0	0	1	0	1	size	1	Za			1	opc	Pg		Zm			Zdn											

Decode fields opc	Instruction Details	Feature
00	FMAD	FEAT_SVE FEAT_SME
01	FMSB	FEAT_SVE FEAT_SME
10	FNMAD	FEAT_SVE FEAT_SME
11	FNMSB	FEAT_SVE FEAT_SME

SVE Memory - 32-bit Gather and Unsized Contiguous

The encodings in this section are decoded from [SVE encodings](#).

31	30	29	28	27	26	25	24	23	22	21	20	19	18	17	16	15	14	13	12	11	10	9	8	7	6	5	4	3	2	1	0
1	0	0	0	0	1	0	op0	op1					op2								op3										

Decode fields				Instruction details		Feature
op0	op1	op2	op3			
00	x1	0xx	0	SVE 32-bit gather prefetch (scalar plus 32-bit scaled offsets)		-
00	x1	0xx	1	UNALLOCATED		-
01	x1	0xx		SVE 32-bit gather load halfwords (scalar plus 32-bit scaled offsets)		-
10	x1	0xx		SVE 32-bit gather load words (scalar plus 32-bit scaled offsets)		-
11	0x	000	0	LDR (predicate)		FEAT_SVE FEAT_SME
11	0x	000	1	UNALLOCATED		-
11	0x	010		LDR (vector)		FEAT_SVE FEAT_SME
11	0x	0x1		UNALLOCATED		-
11	1x	0xx	0	SVE contiguous prefetch (scalar plus immediate)		-
11	1x	0xx	1	UNALLOCATED		-
	00	10x		SVE2 32-bit gather non-temporal load (vector plus scalar)		-
	00	110	0	SVE contiguous prefetch (scalar plus scalar)		-
	00	111	0	SVE 32-bit gather prefetch (vector plus immediate)		-
	00	11x	1	UNALLOCATED		-
	01	1xx		SVE 32-bit gather load (vector plus immediate)		-
	1x	1xx		SVE load and broadcast element		-
!= 11	x0	0xx		SVE 32-bit gather load (scalar plus 32-bit unscaled offsets)		-

SVE 32-bit gather prefetch (scalar plus 32-bit scaled offsets)

The encodings in this section are decoded from [SVE Memory - 32-bit Gather and Unsized Contiguous](#).

31	30	29	28	27	26	25	24	23	22	21	20	19	18	17	16	15	14	13	12	11	10	9	8	7	6	5	4	3	2	1	0
1	0	0	0	0	1	0	0	0	xs	1			Zm		0	msz		Pg			Rn		0				prfop				

Decode fields msz	Instruction Details	Feature
00	PRFB (scalar plus vector)	FEAT_SVE
01	PRFH (scalar plus vector)	FEAT_SVE
10	PRFW (scalar plus vector)	FEAT_SVE
11	PRFD (scalar plus vector)	FEAT_SVE

SVE 32-bit gather load halfwords (scalar plus 32-bit scaled offsets)

The encodings in this section are decoded from [SVE Memory - 32-bit Gather and Unsized Contiguous](#).

31	30	29	28	27	26	25	24	23	22	21	20	19	18	17	16	15	14	13	12	11	10	9	8	7	6	5	4	3	2	1	0
1	0	0	0	0	1	0	0	1	xs	1			Zm		0	U	ff		Pg			Rn					Zt				

Decode fields U ff	Instruction Details	Feature
0 0	LD1SH (scalar plus vector)	FEAT_SVE
0 1	LDFF1SH (scalar plus vector)	FEAT_SVE
1 0	LD1H (scalar plus vector)	FEAT_SVE
1 1	LDFF1H (scalar plus vector)	FEAT_SVE

SVE 32-bit gather load words (scalar plus 32-bit scaled offsets)

The encodings in this section are decoded from [SVE Memory - 32-bit Gather and Unsized Contiguous](#).

31	30	29	28	27	26	25	24	23	22	21	20	19	18	17	16	15	14	13	12	11	10	9	8	7	6	5	4	3	2	1	0
1	0	0	0	0	1	0	1	0	xs	1			Zm		0	U	ff		Pg			Rn					Zt				

Decode fields U ff	Instruction Details	Feature
0	UNALLOCATED	-
1 0	LD1W (scalar plus vector)	FEAT_SVE
1 1	LDFF1W (scalar plus vector)	FEAT_SVE

SVE contiguous prefetch (scalar plus immediate)

The encodings in this section are decoded from [SVE Memory - 32-bit Gather and Unsized Contiguous](#).

31	30	29	28	27	26	25	24	23	22	21	20	19	18	17	16	15	14	13	12	11	10	9	8	7	6	5	4	3	2	1	0
1	0	0	0	0	1	0	1	1	1				imm6		0	msz		Pg			Rn		0				prfop				

Decode fields msz	Instruction Details	Feature
00	PRFB (scalar plus immediate)	FEAT_SVE FEAT_SME
01	PRFH (scalar plus immediate)	FEAT_SVE FEAT_SME
10	PRFW (scalar plus immediate)	FEAT_SVE FEAT_SME
11	PRFD (scalar plus immediate)	FEAT_SVE FEAT_SME

SVE2 32-bit gather non-temporal load (vector plus scalar)

The encodings in this section are decoded from [SVE Memory - 32-bit Gather and Unsized Contiguous](#).

31	30	29	28	27	26	25	24	23	22	21	20	19	18	17	16	15	14	13	12	11	10	9	8	7	6	5	4	3	2	1	0
1	0	0	0	0	1	0	msz	0	0				Rm			1	0	U		Pg				Zn					Zt		

Decode fields		Instruction Details	Feature
msz	U		
00	0	LDNT1SB	FEAT_SVE2
00	1	LDNT1B (vector plus scalar)	FEAT_SVE2
01	0	LDNT1SH	FEAT_SVE2
01	1	LDNT1H (vector plus scalar)	FEAT_SVE2
10	0	UNALLOCATED	-
10	1	LDNT1W (vector plus scalar)	FEAT_SVE2
11		UNALLOCATED	-

SVE contiguous prefetch (scalar plus scalar)

The encodings in this section are decoded from [SVE Memory - 32-bit Gather and Unsized Contiguous](#).

31	30	29	28	27	26	25	24	23	22	21	20	19	18	17	16	15	14	13	12	11	10	9	8	7	6	5	4	3	2	1	0
1	0	0	0	0	1	0	msz	0	0				Rm			1	1	0		Pg				Rn			0		prfop		

Decode fields		Instruction Details	Feature
msz	Rm		
	11111	UNALLOCATED	-
00	!= 11111	PRFB (scalar plus scalar)	FEAT_SVE FEAT_SME
01	!= 11111	PRFH (scalar plus scalar)	FEAT_SVE FEAT_SME
10	!= 11111	PRFW (scalar plus scalar)	FEAT_SVE FEAT_SME
11	!= 11111	PRFD (scalar plus scalar)	FEAT_SVE FEAT_SME

SVE 32-bit gather prefetch (vector plus immediate)

The encodings in this section are decoded from [SVE Memory - 32-bit Gather and Unsized Contiguous](#).

31	30	29	28	27	26	25	24	23	22	21	20	19	18	17	16	15	14	13	12	11	10	9	8	7	6	5	4	3	2	1	0
1	0	0	0	0	1	0	msz	0	0				imm5			1	1	1		Pg				Zn			0		prfop		

Decode fields		Instruction Details	Feature
msz			
00		PRFB (vector plus immediate)	FEAT_SVE
01		PRFH (vector plus immediate)	FEAT_SVE
10		PRFW (vector plus immediate)	FEAT_SVE
11		PRFD (vector plus immediate)	FEAT_SVE

SVE 32-bit gather load (vector plus immediate)

The encodings in this section are decoded from [SVE Memory - 32-bit Gather and Unsized Contiguous](#).

31	30	29	28	27	26	25	24	23	22	21	20	19	18	17	16	15	14	13	12	11	10	9	8	7	6	5	4	3	2	1	0
1	0	0	0	0	1	0	msz	0	1				imm5			1	U	ff		Pg				Zn					Zt		

Decode fields			Instruction Details	Feature
msz	U	ff		
00	0	0	LD1SB (vector plus immediate)	FEAT_SVE

Decode fields			Instruction Details	Feature
msz	U	ff		
00	0	1	LDFF1SB (vector plus immediate)	FEAT_SVE
00	1	0	LD1B (vector plus immediate)	FEAT_SVE
00	1	1	LDFF1B (vector plus immediate)	FEAT_SVE
01	0	0	LD1SH (vector plus immediate)	FEAT_SVE
01	0	1	LDFF1SH (vector plus immediate)	FEAT_SVE
01	1	0	LD1H (vector plus immediate)	FEAT_SVE
01	1	1	LDFF1H (vector plus immediate)	FEAT_SVE
10	0		UNALLOCATED	-
10	1	0	LD1W (vector plus immediate)	FEAT_SVE
10	1	1	LDFF1W (vector plus immediate)	FEAT_SVE
11			UNALLOCATED	-

SVE load and broadcast element

The encodings in this section are decoded from [SVE Memory - 32-bit Gather and Unsized Contiguous](#).

31	30	29	28	27	26	25	24	23	22	21	20	19	18	17	16	15	14	13	12	11	10	9	8	7	6	5	4	3	2	1	0
1	0	0	0	0	1	0	dtypeh		1	imm6						1	dtypel		Pg			Rn				Zt					

Decode fields		Instruction Details	Feature
dtypeh	dtypel		
00	00	LD1RB — 8-bit element	FEAT_SVE FEAT_SME
00	01	LD1RB — 16-bit element	FEAT_SVE FEAT_SME
00	10	LD1RB — 32-bit element	FEAT_SVE FEAT_SME
00	11	LD1RB — 64-bit element	FEAT_SVE FEAT_SME
01	00	LD1RSW	FEAT_SVE FEAT_SME
01	01	LD1RH — 16-bit element	FEAT_SVE FEAT_SME
01	10	LD1RH — 32-bit element	FEAT_SVE FEAT_SME
01	11	LD1RH — 64-bit element	FEAT_SVE FEAT_SME
10	00	LD1RSH — 64-bit element	FEAT_SVE FEAT_SME
10	01	LD1RSH — 32-bit element	FEAT_SVE FEAT_SME
10	10	LD1RW — 32-bit element	FEAT_SVE FEAT_SME
10	11	LD1RW — 64-bit element	FEAT_SVE FEAT_SME
11	00	LD1RSB — 64-bit element	FEAT_SVE FEAT_SME
11	01	LD1RSB — 32-bit element	FEAT_SVE FEAT_SME
11	10	LD1RSB — 16-bit element	FEAT_SVE FEAT_SME
11	11	LD1RD	FEAT_SVE FEAT_SME

SVE 32-bit gather load (scalar plus 32-bit unscaled offsets)

The encodings in this section are decoded from [SVE Memory - 32-bit Gather and Unsized Contiguous](#).

31	30	29	28	27	26	25	24	23	22	21	20	19	18	17	16	15	14	13	12	11	10	9	8	7	6	5	4	3	2	1	0
1	0	0	0	0	1	0	!= 11		xs	0	Zm				0	U	ff	Pg			Rn				Zt						
opc																															

The following constraints also apply to this encoding: opc != '11'

Decode fields			Instruction Details	Feature
opc	U	ff		
00	0	0	LD1SB (scalar plus vector)	FEAT_SVE

Decode fields			Instruction Details	Feature
opc	U	ff		
00	0	1	LDFF1SB (scalar plus vector)	FEAT_SVE
00	1	0	LD1B (scalar plus vector)	FEAT_SVE
00	1	1	LDFF1B (scalar plus vector)	FEAT_SVE
01	0	0	LD1SH (scalar plus vector)	FEAT_SVE
01	0	1	LDFF1SH (scalar plus vector)	FEAT_SVE
01	1	0	LD1H (scalar plus vector)	FEAT_SVE
01	1	1	LDFF1H (scalar plus vector)	FEAT_SVE
10	0		UNALLOCATED	-
10	1	0	LD1W (scalar plus vector)	FEAT_SVE
10	1	1	LDFF1W (scalar plus vector)	FEAT_SVE

SVE Memory - Contiguous Load

The encodings in this section are decoded from [SVE encodings](#).

31	30	29	28	27	26	25	24	23	22	21	20	19	18	17	16	15	14	13	12	11	10	9	8	7	6	5	4	3	2	1	0
1	0	1	0	0	1	0			op0	op1							op2														

Decode fields			Instruction details
op0	op1	op2	
00	0	111	SVE contiguous non-temporal load (scalar plus immediate)
00	1	001	SVE contiguous load (quadwords, scalar plus immediate)
00	1	111	SVE load multiple structures (quadwords, scalar plus immediate)
00		100	SVE contiguous load (quadwords, scalar plus scalar)
00		110	SVE contiguous non-temporal load (scalar plus scalar)
01		100	SVE load multiple structures (quadwords, scalar plus scalar)
1x		100	UNALLOCATED
	0	001	SVE load and broadcast quadword (scalar plus immediate)
	0	101	SVE contiguous load (scalar plus immediate)
	1	101	SVE contiguous non-fault load (scalar plus immediate)
		000	SVE load and broadcast quadword (scalar plus scalar)
		010	SVE contiguous load (scalar plus scalar)
		011	SVE contiguous first-fault load (scalar plus scalar)
!= 00	0	111	SVE load multiple structures (scalar plus immediate)
!= 00	1	001	UNALLOCATED
!= 00	1	111	UNALLOCATED
!= 00		110	SVE load multiple structures (scalar plus scalar)

SVE contiguous non-temporal load (scalar plus immediate)

The encodings in this section are decoded from [SVE Memory - Contiguous Load](#).

31	30	29	28	27	26	25	24	23	22	21	20	19	18	17	16	15	14	13	12	11	10	9	8	7	6	5	4	3	2	1	0
1	0	1	0	0	1	0	msz	0	0	0			imm4			1	1	1		Pg				Rn					Zt		

Decode fields		Instruction Details	Feature
msz			
00		LDNT1B (scalar plus immediate, single register)	FEAT_SVE FEAT_SME
01		LDNT1H (scalar plus immediate, single register)	FEAT_SVE FEAT_SME
10		LDNT1W (scalar plus immediate, single register)	FEAT_SVE FEAT_SME

Decode fields	Instruction Details	Feature
msz		
11	LDNTID (scalar plus immediate, single register)	FEAT_SVE FEAT_SME

SVE contiguous load (quadwords, scalar plus immediate)

The encodings in this section are decoded from [SVE Memory - Contiguous Load](#).

31	30	29	28	27	26	25	24	23	22	21	20	19	18	17	16	15	14	13	12	11	10	9	8	7	6	5	4	3	2	1	0
1	0	1	0	0	1	0	dtype	0	0	1		imm4	0	0	1		Pg						Rn					Zt			

Decode fields	Instruction Details	Feature
dtype		
0x	UNALLOCATED	-
10	LDIW (scalar plus immediate, single register)	FEAT_SVE2p1
11	LD1D (scalar plus immediate, single register)	FEAT_SVE2p1

SVE load multiple structures (quadwords, scalar plus immediate)

The encodings in this section are decoded from [SVE Memory - Contiguous Load](#).

31	30	29	28	27	26	25	24	23	22	21	20	19	18	17	16	15	14	13	12	11	10	9	8	7	6	5	4	3	2	1	0
1	0	1	0	0	1	0	num	0	0	1		imm4	1	1	1		Pg						Rn					Zt			

Decode fields	Instruction Details	Feature
num		
00	UNALLOCATED	-
01	LD2Q (scalar plus immediate)	FEAT_SVE2p1 FEAT_SME2p1
10	LD3Q (scalar plus immediate)	FEAT_SVE2p1 FEAT_SME2p1
11	LD4Q (scalar plus immediate)	FEAT_SVE2p1 FEAT_SME2p1

SVE contiguous load (quadwords, scalar plus scalar)

The encodings in this section are decoded from [SVE Memory - Contiguous Load](#).

31	30	29	28	27	26	25	24	23	22	21	20	19	18	17	16	15	14	13	12	11	10	9	8	7	6	5	4	3	2	1	0
1	0	1	0	0	1	0	dtype	0	0			Rm	1	0	0		Pg						Rn					Zt			

Decode fields		Instruction Details	Feature
dtype	Rm		
0x		UNALLOCATED	-
1x	11111	UNALLOCATED	-
10	!= 11111	LD1W (scalar plus scalar, single register)	FEAT_SVE2p1
11	!= 11111	LD1D (scalar plus scalar, single register)	FEAT_SVE2p1

SVE contiguous non-temporal load (scalar plus scalar)

The encodings in this section are decoded from [SVE Memory - Contiguous Load](#).

31	30	29	28	27	26	25	24	23	22	21	20	19	18	17	16	15	14	13	12	11	10	9	8	7	6	5	4	3	2	1	0
1	0	1	0	0	1	0	msz	0	0			Rm	1	1	0		Pg						Rn					Zt			

Decode fields		Instruction Details	Feature
msz	Rm		
	11111	UNALLOCATED	-
00	!= 11111	LDNT1B (scalar plus scalar, single register)	FEAT_SVE FEAT_SME

Decode fields		Instruction Details	Feature
msz	Rm		
01	!= 11111	LDNT1H (scalar plus scalar, single register)	FEAT_SVE FEAT_SME
10	!= 11111	LDNT1W (scalar plus scalar, single register)	FEAT_SVE FEAT_SME
11	!= 11111	LDNT1D (scalar plus scalar, single register)	FEAT_SVE FEAT_SME

SVE load multiple structures (quadwords, scalar plus scalar)

The encodings in this section are decoded from [SVE Memory - Contiguous Load](#).

31	30	29	28	27	26	25	24	23	22	21	20	19	18	17	16	15	14	13	12	11	10	9	8	7	6	5	4	3	2	1	0
1	0	1	0	0	1	0	num		0	1	Rm				1	0	0	Pg		Rn				Zt							

Decode fields		Instruction Details	Feature
num	Rm		
00		UNALLOCATED	-
01	!= 11111	LD2Q (scalar plus scalar)	FEAT_SVE2p1 FEAT_SME2p1
10	!= 11111	LD3Q (scalar plus scalar)	FEAT_SVE2p1 FEAT_SME2p1
11	!= 11111	LD4Q (scalar plus scalar)	FEAT_SVE2p1 FEAT_SME2p1
!= 00	11111	UNALLOCATED	-

SVE load and broadcast quadword (scalar plus immediate)

The encodings in this section are decoded from [SVE Memory - Contiguous Load](#).

31	30	29	28	27	26	25	24	23	22	21	20	19	18	17	16	15	14	13	12	11	10	9	8	7	6	5	4	3	2	1	0
1	0	1	0	0	1	0	msz	ssz	0	imm4				0	0	1	Pg		Rn				Zt								

Decode fields		Instruction Details	Feature
msz	ssz		
	1x	UNALLOCATED	-
00	00	LD1RQB (scalar plus immediate)	FEAT_SVE FEAT_SME
00	01	LD1ROB (scalar plus immediate)	FEAT_F64MM
01	00	LD1RQH (scalar plus immediate)	FEAT_SVE FEAT_SME
01	01	LD1ROH (scalar plus immediate)	FEAT_F64MM
10	00	LD1RQW (scalar plus immediate)	FEAT_SVE FEAT_SME
10	01	LD1ROW (scalar plus immediate)	FEAT_F64MM
11	00	LD1RQD (scalar plus immediate)	FEAT_SVE FEAT_SME
11	01	LD1ROD (scalar plus immediate)	FEAT_F64MM

SVE contiguous load (scalar plus immediate)

The encodings in this section are decoded from [SVE Memory - Contiguous Load](#).

31	30	29	28	27	26	25	24	23	22	21	20	19	18	17	16	15	14	13	12	11	10	9	8	7	6	5	4	3	2	1	0
1	0	1	0	0	1	0	dtype		0	imm4				1	0	1	Pg		Rn				Zt								

Decode fields	Instruction Details	Feature
dtype		
0000	LD1B (scalar plus immediate, single register) — 8-bit element	FEAT_SVE FEAT_SME
0001	LD1B (scalar plus immediate, single register) — 16-bit element	FEAT_SVE FEAT_SME
0010	LD1B (scalar plus immediate, single register) — 32-bit element	FEAT_SVE FEAT_SME
0011	LD1B (scalar plus immediate, single register) — 64-bit element	FEAT_SVE FEAT_SME
0100	LD1SW (scalar plus immediate)	FEAT_SVE FEAT_SME

Decode fields dtype	Instruction Details	Feature
0101	LD1H (scalar plus immediate, single register) — 16-bit element	FEAT_SVE FEAT_SME
0110	LD1H (scalar plus immediate, single register) — 32-bit element	FEAT_SVE FEAT_SME
0111	LD1H (scalar plus immediate, single register) — 64-bit element	FEAT_SVE FEAT_SME
1000	LD1SH (scalar plus immediate) — 64-bit element	FEAT_SVE FEAT_SME
1001	LD1SH (scalar plus immediate) — 32-bit element	FEAT_SVE FEAT_SME
1010	LD1W (scalar plus immediate, single register) — 32-bit element	FEAT_SVE FEAT_SME
1011	LD1W (scalar plus immediate, single register) — 64-bit element	FEAT_SVE FEAT_SME
1100	LD1SB (scalar plus immediate) — 64-bit element	FEAT_SVE FEAT_SME
1101	LD1SB (scalar plus immediate) — 32-bit element	FEAT_SVE FEAT_SME
1110	LD1SB (scalar plus immediate) — 16-bit element	FEAT_SVE FEAT_SME
1111	LD1D (scalar plus immediate, single register)	FEAT_SVE FEAT_SME

SVE contiguous non-fault load (scalar plus immediate)

The encodings in this section are decoded from [SVE Memory - Contiguous Load](#).

31	30	29	28	27	26	25	24	23	22	21	20	19	18	17	16	15	14	13	12	11	10	9	8	7	6	5	4	3	2	1	0
1	0	1	0	0	1	0			dtype		1			imm4		1	0	1		Pg			Rn					Zt			

Decode fields dtype	Instruction Details	Feature
0000	LDNF1B — 8-bit element	FEAT_SVE
0001	LDNF1B — 16-bit element	FEAT_SVE
0010	LDNF1B — 32-bit element	FEAT_SVE
0011	LDNF1B — 64-bit element	FEAT_SVE
0100	LDNF1SW	FEAT_SVE
0101	LDNF1H — 16-bit element	FEAT_SVE
0110	LDNF1H — 32-bit element	FEAT_SVE
0111	LDNF1H — 64-bit element	FEAT_SVE
1000	LDNF1SH — 64-bit element	FEAT_SVE
1001	LDNF1SH — 32-bit element	FEAT_SVE
1010	LDNF1W — 32-bit element	FEAT_SVE
1011	LDNF1W — 64-bit element	FEAT_SVE
1100	LDNF1SB — 64-bit element	FEAT_SVE
1101	LDNF1SB — 32-bit element	FEAT_SVE
1110	LDNF1SB — 16-bit element	FEAT_SVE
1111	LDNF1D	FEAT_SVE

SVE load and broadcast quadword (scalar plus scalar)

The encodings in this section are decoded from [SVE Memory - Contiguous Load](#).

31	30	29	28	27	26	25	24	23	22	21	20	19	18	17	16	15	14	13	12	11	10	9	8	7	6	5	4	3	2	1	0
1	0	1	0	0	1	0		msz		ssz				Rm		0	0	0		Pg			Rn					Zt			

msz	ssz	Rm	Instruction Details	Feature
	0x	11111	UNALLOCATED	-
	1x		UNALLOCATED	-
00	00	!= 11111	LD1RQB (scalar plus scalar)	FEAT_SVE FEAT_SME

Decode fields			Instruction Details	Feature
msz	ssz	Rm		
00	01	!= 11111	LD1ROB (scalar plus scalar)	FEAT_F64MM
01	00	!= 11111	LD1ROH (scalar plus scalar)	FEAT_SVE FEAT_SME
01	01	!= 11111	LD1ROH (scalar plus scalar)	FEAT_F64MM
10	00	!= 11111	LD1RQW (scalar plus scalar)	FEAT_SVE FEAT_SME
10	01	!= 11111	LD1ROW (scalar plus scalar)	FEAT_F64MM
11	00	!= 11111	LD1RQD (scalar plus scalar)	FEAT_SVE FEAT_SME
11	01	!= 11111	LD1ROD (scalar plus scalar)	FEAT_F64MM

SVE contiguous load (scalar plus scalar)

The encodings in this section are decoded from [SVE Memory - Contiguous Load](#).

31	30	29	28	27	26	25	24	23	22	21	20	19	18	17	16	15	14	13	12	11	10	9	8	7	6	5	4	3	2	1	0
1	0	1	0	0	1	0	dtype			Rm			0	1	0	Pg		Rn			Zt										

Decode fields		Instruction Details	Feature
dtype	Rm		
	11111	UNALLOCATED	-
0000	!= 11111	LD1B (scalar plus scalar, single register) — 8-bit element	FEAT_SVE FEAT_SME
0001	!= 11111	LD1B (scalar plus scalar, single register) — 16-bit element	FEAT_SVE FEAT_SME
0010	!= 11111	LD1B (scalar plus scalar, single register) — 32-bit element	FEAT_SVE FEAT_SME
0011	!= 11111	LD1B (scalar plus scalar, single register) — 64-bit element	FEAT_SVE FEAT_SME
0100	!= 11111	LD1SW (scalar plus scalar)	FEAT_SVE FEAT_SME
0101	!= 11111	LD1H (scalar plus scalar, single register) — 16-bit element	FEAT_SVE FEAT_SME
0110	!= 11111	LD1H (scalar plus scalar, single register) — 32-bit element	FEAT_SVE FEAT_SME
0111	!= 11111	LD1H (scalar plus scalar, single register) — 64-bit element	FEAT_SVE FEAT_SME
1000	!= 11111	LD1SH (scalar plus scalar) — 64-bit element	FEAT_SVE FEAT_SME
1001	!= 11111	LD1SH (scalar plus scalar) — 32-bit element	FEAT_SVE FEAT_SME
1010	!= 11111	LD1W (scalar plus scalar, single register) — 32-bit element	FEAT_SVE FEAT_SME
1011	!= 11111	LD1W (scalar plus scalar, single register) — 64-bit element	FEAT_SVE FEAT_SME
1100	!= 11111	LD1SB (scalar plus scalar) — 64-bit element	FEAT_SVE FEAT_SME
1101	!= 11111	LD1SB (scalar plus scalar) — 32-bit element	FEAT_SVE FEAT_SME
1110	!= 11111	LD1SB (scalar plus scalar) — 16-bit element	FEAT_SVE FEAT_SME
1111	!= 11111	LD1D (scalar plus scalar, single register)	FEAT_SVE FEAT_SME

SVE contiguous first-fault load (scalar plus scalar)

The encodings in this section are decoded from [SVE Memory - Contiguous Load](#).

31	30	29	28	27	26	25	24	23	22	21	20	19	18	17	16	15	14	13	12	11	10	9	8	7	6	5	4	3	2	1	0
1	0	1	0	0	1	0	dtype			Rm			0	1	1	Pg		Rn			Zt										

Decode fields		Instruction Details	Feature
dtype			
0000		LDFF1B (scalar plus scalar) — 8-bit element	FEAT_SVE
0001		LDFF1B (scalar plus scalar) — 16-bit element	FEAT_SVE
0010		LDFF1B (scalar plus scalar) — 32-bit element	FEAT_SVE
0011		LDFF1B (scalar plus scalar) — 64-bit element	FEAT_SVE
0100		LDFF1SW (scalar plus scalar)	FEAT_SVE
0101		LDFF1H (scalar plus scalar) — 16-bit element	FEAT_SVE

Decode fields dtype	Instruction Details	Feature
0110	LDFF1H (scalar plus scalar) — 32-bit element	FEAT_SVE
0111	LDFF1H (scalar plus scalar) — 64-bit element	FEAT_SVE
1000	LDFF1SH (scalar plus scalar) — 64-bit element	FEAT_SVE
1001	LDFF1SH (scalar plus scalar) — 32-bit element	FEAT_SVE
1010	LDFF1W (scalar plus scalar) — 32-bit element	FEAT_SVE
1011	LDFF1W (scalar plus scalar) — 64-bit element	FEAT_SVE
1100	LDFF1SB (scalar plus scalar) — 64-bit element	FEAT_SVE
1101	LDFF1SB (scalar plus scalar) — 32-bit element	FEAT_SVE
1110	LDFF1SB (scalar plus scalar) — 16-bit element	FEAT_SVE
1111	LDFF1D (scalar plus scalar)	FEAT_SVE

SVE load multiple structures (scalar plus immediate)

The encodings in this section are decoded from [SVE Memory - Contiguous Load](#).

31	30	29	28	27	26	25	24	23	22	21	20	19	18	17	16	15	14	13	12	11	10	9	8	7	6	5	4	3	2	1	0
1	0	1	0	0	1	0	msz		!= 00		0	imm4				1	1	1	Pg		Rn				Zt						
opc																															

The following constraints also apply to this encoding: opc != '00'

Decode fields		Instruction Details	Feature
msz	opc		
00	01	LD2B (scalar plus immediate)	FEAT_SVE FEAT_SME
00	10	LD3B (scalar plus immediate)	FEAT_SVE FEAT_SME
00	11	LD4B (scalar plus immediate)	FEAT_SVE FEAT_SME
01	01	LD2H (scalar plus immediate)	FEAT_SVE FEAT_SME
01	10	LD3H (scalar plus immediate)	FEAT_SVE FEAT_SME
01	11	LD4H (scalar plus immediate)	FEAT_SVE FEAT_SME
10	01	LD2W (scalar plus immediate)	FEAT_SVE FEAT_SME
10	10	LD3W (scalar plus immediate)	FEAT_SVE FEAT_SME
10	11	LD4W (scalar plus immediate)	FEAT_SVE FEAT_SME
11	01	LD2D (scalar plus immediate)	FEAT_SVE FEAT_SME
11	10	LD3D (scalar plus immediate)	FEAT_SVE FEAT_SME
11	11	LD4D (scalar plus immediate)	FEAT_SVE FEAT_SME

SVE load multiple structures (scalar plus scalar)

The encodings in this section are decoded from [SVE Memory - Contiguous Load](#).

31	30	29	28	27	26	25	24	23	22	21	20	19	18	17	16	15	14	13	12	11	10	9	8	7	6	5	4	3	2	1	0
1 0 1 0 0 1 0							msz		!= 00		Rm					1 1 0			Pg			Rn					Zt				
opc																															

The following constraints also apply to this encoding: opc != '00'

Decode fields		Rm	Instruction Details	Feature
msz	opc			
	!= 00	11111	UNALLOCATED	-
00	01	!= 11111	LD2B (scalar plus scalar)	FEAT_SVE FEAT_SME
00	10	!= 11111	LD3B (scalar plus scalar)	FEAT_SVE FEAT_SME

Decode fields		Instruction Details		Feature
msz	opc	Rm		
00	11	!= 11111	LD4B (scalar plus scalar)	FEAT_SVE FEAT_SME
01	01	!= 11111	LD2H (scalar plus scalar)	FEAT_SVE FEAT_SME
01	10	!= 11111	LD3H (scalar plus scalar)	FEAT_SVE FEAT_SME
01	11	!= 11111	LD4H (scalar plus scalar)	FEAT_SVE FEAT_SME
10	01	!= 11111	LD2W (scalar plus scalar)	FEAT_SVE FEAT_SME
10	10	!= 11111	LD3W (scalar plus scalar)	FEAT_SVE FEAT_SME
10	11	!= 11111	LD4W (scalar plus scalar)	FEAT_SVE FEAT_SME
11	01	!= 11111	LD2D (scalar plus scalar)	FEAT_SVE FEAT_SME
11	10	!= 11111	LD3D (scalar plus scalar)	FEAT_SVE FEAT_SME
11	11	!= 11111	LD4D (scalar plus scalar)	FEAT_SVE FEAT_SME

SVE Memory - 64-bit Gather

The encodings in this section are decoded from [SVE encodings](#).

31	30	29	28	27	26	25	24	23	22	21	20	19	18	17	16	15	14	13	12	11	10	9	8	7	6	5	4	3	2	1	0
1	1	0	0	0	1	0	op0		op1						op2								op3								

Decode fields				Instruction details		Feature
op0	op1	op2	op3			
00	00	101		LD1Q		FEAT_SVE2p1
00	01	0xx	1	UNALLOCATED		-
00	11	1xx	0	SVE 64-bit gather prefetch (scalar plus 64-bit scaled offsets)		-
00	11		1	UNALLOCATED		-
00	x1	0xx	0	SVE 64-bit gather prefetch (scalar plus unpacked 32-bit scaled offsets)		-
	00	111	0	SVE 64-bit gather prefetch (vector plus immediate)		-
	00	111	1	UNALLOCATED		-
	00	1x0		SVE2 64-bit gather non-temporal load (vector plus scalar)		-
	01	1xx		SVE 64-bit gather load (vector plus immediate)		-
	10	1xx		SVE 64-bit gather load (scalar plus 64-bit unscaled offsets)		-
	x0	0xx		SVE 64-bit gather load (scalar plus unpacked 32-bit unscaled offsets)		-
!= 00	00	101		UNALLOCATED		-
!= 00	11	1xx		SVE 64-bit gather load (scalar plus 64-bit scaled offsets)		-
!= 00	x1	0xx		SVE 64-bit gather load (scalar plus 32-bit unpacked scaled offsets)		-

SVE 64-bit gather prefetch (scalar plus 64-bit scaled offsets)

The encodings in this section are decoded from [SVE Memory - 64-bit Gather](#).

31	30	29	28	27	26	25	24	23	22	21	20	19	18	17	16	15	14	13	12	11	10	9	8	7	6	5	4	3	2	1	0
1	1	0	0	0	1	0	0	0	1	1	Zm				1	msz	Pg		Rn				0		prfop						

Decode fields		Instruction Details		Feature
msz				
00		PRFB (scalar plus vector)		FEAT_SVE
01		PRFH (scalar plus vector)		FEAT_SVE
10		PRFW (scalar plus vector)		FEAT_SVE
11		PRFD (scalar plus vector)		FEAT_SVE

SVE 64-bit gather prefetch (scalar plus unpacked 32-bit scaled offsets)

The encodings in this section are decoded from [SVE Memory - 64-bit Gather](#).

31	30	29	28	27	26	25	24	23	22	21	20	19	18	17	16	15	14	13	12	11	10	9	8	7	6	5	4	3	2	1	0
1	1	0	0	0	1	0	0	0	xs	1			Zm		0	msz		Pg			Rn		0			prfop					

Decode fields msz	Instruction Details	Feature
00	PRFB (scalar plus vector)	FEAT_SVE
01	PRFH (scalar plus vector)	FEAT_SVE
10	PRFW (scalar plus vector)	FEAT_SVE
11	PRFD (scalar plus vector)	FEAT_SVE

SVE 64-bit gather prefetch (vector plus immediate)

The encodings in this section are decoded from [SVE Memory - 64-bit Gather](#).

31	30	29	28	27	26	25	24	23	22	21	20	19	18	17	16	15	14	13	12	11	10	9	8	7	6	5	4	3	2	1	0
1	1	0	0	0	1	0	msz	0	0	imm5						1	1	1	Pg				Zn				0	prfop			

Decode fields msz	Instruction Details	Feature
00	PRFB (vector plus immediate)	FEAT_SVE
01	PRFH (vector plus immediate)	FEAT_SVE
10	PRFW (vector plus immediate)	FEAT_SVE
11	PRFD (vector plus immediate)	FEAT_SVE

SVE2 64-bit gather non-temporal load (vector plus scalar)

The encodings in this section are decoded from [SVE Memory - 64-bit Gather](#).

31	30	29	28	27	26	25	24	23	22	21	20	19	18	17	16	15	14	13	12	11	10	9	8	7	6	5	4	3	2	1	0
1	1	0	0	0	1	0	msz	0	0		Rm			1	U	0		Pg			Zn				Zt						

Decode fields msz	U	Instruction Details	Feature
00	0	LDNTISB	FEAT_SVE2
00	1	LDNTIB (vector plus scalar)	FEAT_SVE2
01	0	LDNTISH	FEAT_SVE2
01	1	LDNTIH (vector plus scalar)	FEAT_SVE2
10	0	LDNTISW	FEAT_SVE2
10	1	LDNTIW (vector plus scalar)	FEAT_SVE2
11	0	UNALLOCATED	-
11	1	LDNTID (vector plus scalar)	FEAT_SVE2

SVE 64-bit gather load (vector plus immediate)

The encodings in this section are decoded from [SVE Memory - 64-bit Gather](#).

31	30	29	28	27	26	25	24	23	22	21	20	19	18	17	16	15	14	13	12	11	10	9	8	7	6	5	4	3	2	1	0
1	1	0	0	0	1	0	msz	0	1	imm5			1	U	ff	Pg		Zn				Zt									

Decode fields msz	U	ff	Instruction Details	Feature
00	0	0	LD1SB (vector plus immediate)	FEAT_SVE

Decode fields			Instruction Details	Feature
msz	U	ff		
00	0	1	LDFF1SB (vector plus immediate)	FEAT_SVE
00	1	0	LD1B (vector plus immediate)	FEAT_SVE
00	1	1	LDFF1B (vector plus immediate)	FEAT_SVE
01	0	0	LD1SH (vector plus immediate)	FEAT_SVE
01	0	1	LDFF1SH (vector plus immediate)	FEAT_SVE
01	1	0	LD1H (vector plus immediate)	FEAT_SVE
01	1	1	LDFF1H (vector plus immediate)	FEAT_SVE
10	0	0	LD1SW (vector plus immediate)	FEAT_SVE
10	0	1	LDFF1SW (vector plus immediate)	FEAT_SVE
10	1	0	LD1W (vector plus immediate)	FEAT_SVE
10	1	1	LDFF1W (vector plus immediate)	FEAT_SVE
11	0		UNALLOCATED	-
11	1	0	LD1D (vector plus immediate)	FEAT_SVE
11	1	1	LDFF1D (vector plus immediate)	FEAT_SVE

SVE 64-bit gather load (scalar plus 64-bit unscaled offsets)

The encodings in this section are decoded from [SVE Memory - 64-bit Gather](#).

31	30	29	28	27	26	25	24	23	22	21	20	19	18	17	16	15	14	13	12	11	10	9	8	7	6	5	4	3	2	1	0
1	1	0	0	0	1	0	msz	1	0		Zm		1	U	ff		Pg			Rn							Zt				

Decode fields			Instruction Details	Feature
msz	U	ff		
00	0	0	LD1SB (scalar plus vector)	FEAT_SVE
00	0	1	LDFF1SB (scalar plus vector)	FEAT_SVE
00	1	0	LD1B (scalar plus vector)	FEAT_SVE
00	1	1	LDFF1B (scalar plus vector)	FEAT_SVE
01	0	0	LD1SH (scalar plus vector)	FEAT_SVE
01	0	1	LDFF1SH (scalar plus vector)	FEAT_SVE
01	1	0	LD1H (scalar plus vector)	FEAT_SVE
01	1	1	LDFF1H (scalar plus vector)	FEAT_SVE
10	0	0	LD1SW (scalar plus vector)	FEAT_SVE
10	0	1	LDFF1SW (scalar plus vector)	FEAT_SVE
10	1	0	LD1W (scalar plus vector)	FEAT_SVE
10	1	1	LDFF1W (scalar plus vector)	FEAT_SVE
11	0		UNALLOCATED	-
11	1	0	LD1D (scalar plus vector)	FEAT_SVE
11	1	1	LDFF1D (scalar plus vector)	FEAT_SVE

SVE 64-bit gather load (scalar plus unpacked 32-bit unscaled offsets)

The encodings in this section are decoded from [SVE Memory - 64-bit Gather](#).

31	30	29	28	27	26	25	24	23	22	21	20	19	18	17	16	15	14	13	12	11	10	9	8	7	6	5	4	3	2	1	0
1	1	0	0	0	1	0	msz	xs	0		Zm		0	U	ff		Pg			Rn							Zt				

Decode fields			Instruction Details	Feature
msz	U	ff		
00	0	0	LD1SB (scalar plus vector)	FEAT_SVE

Decode fields			Instruction Details	Feature
msz	U	ff		
00	0	1	LDFF1SB (scalar plus vector)	FEAT_SVE
00	1	0	LD1B (scalar plus vector)	FEAT_SVE
00	1	1	LDFF1B (scalar plus vector)	FEAT_SVE
01	0	0	LD1SH (scalar plus vector)	FEAT_SVE
01	0	1	LDFF1SH (scalar plus vector)	FEAT_SVE
01	1	0	LD1H (scalar plus vector)	FEAT_SVE
01	1	1	LDFF1H (scalar plus vector)	FEAT_SVE
10	0	0	LD1SW (scalar plus vector)	FEAT_SVE
10	0	1	LDFF1SW (scalar plus vector)	FEAT_SVE
10	1	0	LD1W (scalar plus vector)	FEAT_SVE
10	1	1	LDFF1W (scalar plus vector)	FEAT_SVE
11	0		UNALLOCATED	-
11	1	0	LD1D (scalar plus vector)	FEAT_SVE
11	1	1	LDFF1D (scalar plus vector)	FEAT_SVE

SVE 64-bit gather load (scalar plus 64-bit scaled offsets)

The encodings in this section are decoded from [SVE Memory - 64-bit Gather](#).

31	30	29	28	27	26	25	24	23	22	21	20	19	18	17	16	15	14	13	12	11	10	9	8	7	6	5	4	3	2	1	0
1	1	0	0	0	1	0	!= 00	1	1		Zm		1	U	ff		Pg			Rn							Zt				
opc																															

The following constraints also apply to this encoding: opc != '00'

Decode fields			Instruction Details	Feature
opc	U	ff		
01	0	0	LD1SH (scalar plus vector)	FEAT_SVE
01	0	1	LDFF1SH (scalar plus vector)	FEAT_SVE
01	1	0	LD1H (scalar plus vector)	FEAT_SVE
01	1	1	LDFF1H (scalar plus vector)	FEAT_SVE
10	0	0	LD1SW (scalar plus vector)	FEAT_SVE
10	0	1	LDFF1SW (scalar plus vector)	FEAT_SVE
10	1	0	LD1W (scalar plus vector)	FEAT_SVE
10	1	1	LDFF1W (scalar plus vector)	FEAT_SVE
11	0		UNALLOCATED	-
11	1	0	LD1D (scalar plus vector)	FEAT_SVE
11	1	1	LDFF1D (scalar plus vector)	FEAT_SVE

SVE 64-bit gather load (scalar plus 32-bit unpacked scaled offsets)

The encodings in this section are decoded from [SVE Memory - 64-bit Gather](#).

31	30	29	28	27	26	25	24	23	22	21	20	19	18	17	16	15	14	13	12	11	10	9	8	7	6	5	4	3	2	1	0
1	1	0	0	0	1	0	!= 00	xs	1		Zm		0	U	ff		Pg			Rn							Zt				
opc																															

The following constraints also apply to this encoding: opc != '00'

Decode fields			Instruction Details	Feature
opc	U	ff		
01	0	0	LD1SH (scalar plus vector)	FEAT_SVE
01	0	1	LDFF1SH (scalar plus vector)	FEAT_SVE
01	1	0	LD1H (scalar plus vector)	FEAT_SVE
01	1	1	LDFF1H (scalar plus vector)	FEAT_SVE
10	0	0	LD1SW (scalar plus vector)	FEAT_SVE
10	0	1	LDFF1SW (scalar plus vector)	FEAT_SVE
10	1	0	LD1W (scalar plus vector)	FEAT_SVE
10	1	1	LDFF1W (scalar plus vector)	FEAT_SVE
11	0		UNALLOCATED	-
11	1	0	LD1D (scalar plus vector)	FEAT_SVE
11	1	1	LDFF1D (scalar plus vector)	FEAT_SVE

SVE Memory - Non-temporal and Quadword Scatter Store

The encodings in this section are decoded from [SVE encodings](#).

31	30	29	28	27	26	25	24	23	22	21	20	19	18	17	16	15	14	13	12	11	10	9	8	7	6	5	4	3	2	1	0
1	1	1	0	0	1	0	op0		op1								0		0	1											

Decode fields		Instruction details	Feature
op0	op1		
000	1	ST1Q	FEAT_SVE2p1
xx0	0	SVE2 64-bit scatter non-temporal store (vector plus scalar)	-
xx1	0	SVE2 32-bit scatter non-temporal store (vector plus scalar)	-
!= 000	1	UNALLOCATED	-

SVE2 64-bit scatter non-temporal store (vector plus scalar)

The encodings in this section are decoded from [SVE Memory - Non-temporal and Quadword Scatter Store](#).

31	30	29	28	27	26	25	24	23	22	21	20	19	18	17	16	15	14	13	12	11	10	9	8	7	6	5	4	3	2	1	0
1	1	1	0	0	1	0	msz	0	0	Rm						0	0	1	Pg			Zn				Zt					

Decode fields	Instruction Details	Feature
msz		
00	STNT1B (vector plus scalar)	FEAT_SVE2
01	STNT1H (vector plus scalar)	FEAT_SVE2
10	STNT1W (vector plus scalar)	FEAT_SVE2
11	STNT1D (vector plus scalar)	FEAT_SVE2

SVE2 32-bit scatter non-temporal store (vector plus scalar)

The encodings in this section are decoded from [SVE Memory - Non-temporal and Quadword Scatter Store](#).

31	30	29	28	27	26	25	24	23	22	21	20	19	18	17	16	15	14	13	12	11	10	9	8	7	6	5	4	3	2	1	0
1	1	1	0	0	1	0	msz	1	0	Rm						0	0	1	Pg			Zn				Zt					

Decode fields	Instruction Details	Feature
msz		
00	STNT1B (vector plus scalar)	FEAT_SVE2
01	STNT1H (vector plus scalar)	FEAT_SVE2
10	STNT1W (vector plus scalar)	FEAT_SVE2

Decode fields	Instruction Details	Feature
msz		
11	UNALLOCATED	-

SVE Memory - Non-temporal and Multi-register Contiguous Store

The encodings in this section are decoded from [SVE encodings](#).

31	30	29	28	27	26	25	24	23	22	21	20	19	18	17	16	15	14	13	12	11	10	9	8	7	6	5	4	3	2	1	0
1	1	1	0	0	1	0			op0							0	1	1													

Decode fields	Instruction details
op0	
00	SVE contiguous non-temporal store (scalar plus scalar)
!= 00	SVE store multiple structures (scalar plus scalar)

SVE contiguous non-temporal store (scalar plus scalar)

The encodings in this section are decoded from [SVE Memory - Non-temporal and Multi-register Contiguous Store](#).

31	30	29	28	27	26	25	24	23	22	21	20	19	18	17	16	15	14	13	12	11	10	9	8	7	6	5	4	3	2	1	0
1	1	1	0	0	1	0	msz	0	0	Rm						0	1	1	Pg			Rn				Zt					

Decode fields	Instruction Details	Feature
msz	Rm	
	11111	UNALLOCATED
00	!= 11111	STNT1B (scalar plus scalar, single register)
01	!= 11111	STNT1H (scalar plus scalar, single register)
10	!= 11111	STNT1W (scalar plus scalar, single register)
11	!= 11111	STNT1D (scalar plus scalar, single register)
		FEAT_SVE FEAT_SME

SVE store multiple structures (scalar plus scalar)

The encodings in this section are decoded from [SVE Memory - Non-temporal and Multi-register Contiguous Store](#).

31	30	29	28	27	26	25	24	23	22	21	20	19	18	17	16	15	14	13	12	11	10	9	8	7	6	5	4	3	2	1	0
1	1	1	0	0	1	0	msz	!= 00	Rm				0	1	1	Pg		Rn				Zt									
opc																															

The following constraints also apply to this encoding: opc != '00'

Decode fields	Instruction Details	Feature
msz	opc	Rm
	!= 00	11111
		UNALLOCATED
		-
00	01	!= 11111
00	10	!= 11111
00	11	!= 11111
01	01	!= 11111
01	10	!= 11111
01	11	!= 11111
10	01	!= 11111
10	10	!= 11111
10	11	!= 11111
11	01	!= 11111
		FEAT_SVE FEAT_SME

Decode fields			Instruction Details	Feature
msz	opc	Rm		
11	10	!= 11111	ST3D (scalar plus scalar)	FEAT_SVE FEAT_SME
11	11	!= 11111	ST4D (scalar plus scalar)	FEAT_SVE FEAT_SME

SVE Memory - Contiguous Store and Unsized Contiguous

The encodings in this section are decoded from [SVE encodings](#).

31	30	29	28	27	26	25	24	23	22	21	20	19	18	17	16	15	14	13	12	11	10	9	8	7	6	5	4	3	2	1	0
1	1	1	0	0	1	0		op0		op1						0	op2	0									op3				

Decode fields				Instruction details	Feature
op0	op1	op2	op3		
0xx	00	0		SVE store multiple structures (quadwords, scalar plus immediate)	-
0xx	01	0		UNALLOCATED	-
0xx	1x	0		SVE store multiple structures (quadwords, scalar plus scalar)	-
10x		0		UNALLOCATED	-
110		0	0	STR (predicate)	FEAT_SVE FEAT_SME
110		0	1	UNALLOCATED	-
110		1		STR (vector)	FEAT_SVE FEAT_SME
111		0		UNALLOCATED	-
!= 110		1		SVE contiguous store (scalar plus scalar)	-

SVE store multiple structures (quadwords, scalar plus immediate)

The encodings in this section are decoded from [SVE Memory - Contiguous Store and Unsized Contiguous](#).

31	30	29	28	27	26	25	24	23	22	21	20	19	18	17	16	15	14	13	12	11	10	9	8	7	6	5	4	3	2	1	0
1	1	1	0	0	1	0	0	num		0	0		imm4			0	0	0		Pg										Zt	

Decode fields	Instruction Details	Feature
num		
00	UNALLOCATED	-
01	ST2Q (scalar plus immediate)	FEAT_SVE2p1 FEAT_SME2p1
10	ST3Q (scalar plus immediate)	FEAT_SVE2p1 FEAT_SME2p1
11	ST4Q (scalar plus immediate)	FEAT_SVE2p1 FEAT_SME2p1

SVE store multiple structures (quadwords, scalar plus scalar)

The encodings in this section are decoded from [SVE Memory - Contiguous Store and Unsized Contiguous](#).

31	30	29	28	27	26	25	24	23	22	21	20	19	18	17	16	15	14	13	12	11	10	9	8	7	6	5	4	3	2	1	0
1	1	1	0	0	1	0	0	num		1			Rm			0	0	0		Pg										Zt	

Decode fields	Instruction Details	Feature
num	Rm	
00		UNALLOCATED
01	!= 11111	ST2Q (scalar plus scalar)
10	!= 11111	ST3Q (scalar plus scalar)
11	!= 11111	ST4Q (scalar plus scalar)
!= 00	11111	UNALLOCATED

SVE contiguous store (scalar plus scalar)

The encodings in this section are decoded from [SVE Memory - Contiguous Store and Unsized Contiguous](#).

31	30	29	28	27	26	25	24	23	22	21	20	19	18	17	16	15	14	13	12	11	10	9	8	7	6	5	4	3	2	1	0
1	1	1	0	0	1	0	!= 110		o2	Rm				0	1	0	Pg			Rn				Zt							
opc																															

The following constraints also apply to this encoding: opc != '110'

Decode fields		Instruction Details		Feature
opc	o2	Rm		
xx1		11111	UNALLOCATED	-
0x0		11111	UNALLOCATED	-
00x		!= 11111	ST1B (scalar plus scalar, single register)	FEAT_SVE FEAT_SME
01x		!= 11111	ST1H (scalar plus scalar, single register)	FEAT_SVE FEAT_SME
100	0	11111	UNALLOCATED	-
100	0	!= 11111	ST1W (scalar plus scalar, single register) — SVE2	FEAT_SVE2p1
100	1		UNALLOCATED	-
101		!= 11111	ST1W (scalar plus scalar, single register) — SVE	FEAT_SVE FEAT_SME
111	0	!= 11111	ST1D (scalar plus scalar, single register) — SVE2	FEAT_SVE2p1
111	1	!= 11111	ST1D (scalar plus scalar, single register) — SVE	FEAT_SVE FEAT_SME

SVE Memory - Scatter

The encodings in this section are decoded from [SVE encodings](#).

31	30	29	28	27	26	25	24	23	22	21	20	19	18	17	16	15	14	13	12	11	10	9	8	7	6	5	4	3	2	1	0
1	1	1	0	0	1	0			op0						1	0	1														

Decode fields		Instruction details
op0		
00		SVE 64-bit scatter store (scalar plus 64-bit unscaled offsets)
01		SVE 64-bit scatter store (scalar plus 64-bit scaled offsets)
10		SVE 64-bit scatter store (vector plus immediate)
11		SVE 32-bit scatter store (vector plus immediate)

SVE 64-bit scatter store (scalar plus 64-bit unscaled offsets)

The encodings in this section are decoded from [SVE Memory - Scatter](#).

31	30	29	28	27	26	25	24	23	22	21	20	19	18	17	16	15	14	13	12	11	10	9	8	7	6	5	4	3	2	1	0
1	1	1	0	0	1	0	msz		0	0	Zm				1	0	1	Pg			Rn				Zt						

Decode fields		Instruction Details	Feature
msz			
00		ST1B (scalar plus vector)	FEAT_SVE
01		ST1H (scalar plus vector)	FEAT_SVE
10		ST1W (scalar plus vector)	FEAT_SVE
11		ST1D (scalar plus vector)	FEAT_SVE

SVE 64-bit scatter store (scalar plus 64-bit scaled offsets)

The encodings in this section are decoded from [SVE Memory - Scatter](#).

31	30	29	28	27	26	25	24	23	22	21	20	19	18	17	16	15	14	13	12	11	10	9	8	7	6	5	4	3	2	1	0
1	1	1	0	0	1	0	msz		0	1	Zm				1	0	1	Pg			Rn				Zt						

Decode fields msz	Instruction Details	Feature
00	UNALLOCATED	-
01	ST1H (scalar plus vector)	FEAT_SVE
10	ST1W (scalar plus vector)	FEAT_SVE
11	ST1D (scalar plus vector)	FEAT_SVE

SVE 64-bit scatter store (vector plus immediate)

The encodings in this section are decoded from [SVE Memory - Scatter](#).

31	30	29	28	27	26	25	24	23	22	21	20	19	18	17	16	15	14	13	12	11	10	9	8	7	6	5	4	3	2	1	0	
1	1	1	0	0	1	0	msz		1	0	imm5				1	0	1	Pg			Zn				Zt							

Decode fields msz	Instruction Details	Feature
00	ST1B (vector plus immediate)	FEAT_SVE
01	ST1H (vector plus immediate)	FEAT_SVE
10	ST1W (vector plus immediate)	FEAT_SVE
11	ST1D (vector plus immediate)	FEAT_SVE

SVE 32-bit scatter store (vector plus immediate)

The encodings in this section are decoded from [SVE Memory - Scatter](#).

31	30	29	28	27	26	25	24	23	22	21	20	19	18	17	16	15	14	13	12	11	10	9	8	7	6	5	4	3	2	1	0
1	1	1	0	0	1	0	msz		1	1	imm5				1	0	1	Pg			Zn				Zt						

Decode fields msz	Instruction Details	Feature
00	ST1B (vector plus immediate)	FEAT_SVE
01	ST1H (vector plus immediate)	FEAT_SVE
10	ST1W (vector plus immediate)	FEAT_SVE
11	UNALLOCATED	-

SVE Memory - Contiguous Store with Immediate Offset

The encodings in this section are decoded from [SVE encodings](#).

31	30	29	28	27	26	25	24	23	22	21	20	19	18	17	16	15	14	13	12	11	10	9	8	7	6	5	4	3	2	1	0
1	1	1	0	0	1	0			op0	op1						1	1	1													

Decode fields op0	op1	Instruction details
00	1	SVE contiguous non-temporal store (scalar plus immediate)
	0	SVE contiguous store (scalar plus immediate)
!= 00	1	SVE store multiple structures (scalar plus immediate)

SVE contiguous non-temporal store (scalar plus immediate)

The encodings in this section are decoded from [SVE Memory - Contiguous Store with Immediate Offset](#).

31	30	29	28	27	26	25	24	23	22	21	20	19	18	17	16	15	14	13	12	11	10	9	8	7	6	5	4	3	2	1	0
1	1	1	0	0	1	0	msz	0	0	1					imm4	1	1	1		Pg					Rn					Zt	

Decode fields	Instruction Details	Feature
msz		
00	STNT1B (scalar plus immediate, single register)	FEAT_SVE FEAT_SME
01	STNT1H (scalar plus immediate, single register)	FEAT_SVE FEAT_SME
10	STNT1W (scalar plus immediate, single register)	FEAT_SVE FEAT_SME
11	STNT1D (scalar plus immediate, single register)	FEAT_SVE FEAT_SME

SVE contiguous store (scalar plus immediate)

The encodings in this section are decoded from [SVE Memory - Contiguous Store with Immediate Offset](#).

31	30	29	28	27	26	25	24	23	22	21	20	19	18	17	16	15	14	13	12	11	10	9	8	7	6	5	4	3	2	1	0
1	1	1	0	0	1	0	msz	opc	0						imm4	1	1	1		Pg					Rn					Zt	

Decode fields	Instruction Details	Feature
msz opc		
00	ST1B (scalar plus immediate, single register)	FEAT_SVE FEAT_SME
01	ST1H (scalar plus immediate, single register)	FEAT_SVE FEAT_SME
10	ST1W (scalar plus immediate, single register) — SVE2	FEAT_SVE2p1
10	UNALLOCATED	-
10	1x ST1W (scalar plus immediate, single register) — SVE	FEAT_SVE FEAT_SME
11	0x UNALLOCATED	-
11	ST1D (scalar plus immediate, single register) — SVE2	FEAT_SVE2p1
11	ST1D (scalar plus immediate, single register) — SVE	FEAT_SVE FEAT_SME

SVE store multiple structures (scalar plus immediate)

The encodings in this section are decoded from [SVE Memory - Contiguous Store with Immediate Offset](#).

31	30	29	28	27	26	25	24	23	22	21	20	19	18	17	16	15	14	13	12	11	10	9	8	7	6	5	4	3	2	1	0
1	1	1	0	0	1	0	msz	!= 00	1						imm4	1	1	1		Pg					Rn					Zt	
								opc																							

The following constraints also apply to this encoding: opc != '00'

Decode fields	Instruction Details	Feature
msz opc		
00	ST2B (scalar plus immediate)	FEAT_SVE FEAT_SME
00	ST3B (scalar plus immediate)	FEAT_SVE FEAT_SME
00	ST4B (scalar plus immediate)	FEAT_SVE FEAT_SME
01	ST2H (scalar plus immediate)	FEAT_SVE FEAT_SME
01	ST3H (scalar plus immediate)	FEAT_SVE FEAT_SME
01	ST4H (scalar plus immediate)	FEAT_SVE FEAT_SME
10	ST2W (scalar plus immediate)	FEAT_SVE FEAT_SME
10	ST3W (scalar plus immediate)	FEAT_SVE FEAT_SME
10	ST4W (scalar plus immediate)	FEAT_SVE FEAT_SME
11	ST2D (scalar plus immediate)	FEAT_SVE FEAT_SME
11	ST3D (scalar plus immediate)	FEAT_SVE FEAT_SME
11	ST4D (scalar plus immediate)	FEAT_SVE FEAT_SME

SVE Memory - Scatter with Optional Sign Extend

The encodings in this section are decoded from [SVE encodings](#).

31	30	29	28	27	26	25	24	23	22	21	20	19	18	17	16	15	14	13	12	11	10	9	8	7	6	5	4	3	2	1	0
1	1	1	0	0	1	0			op0							1			0												

Decode fields op0	Instruction details
00	SVE 64-bit scatter store (scalar plus unpacked 32-bit unscaled offsets)
01	SVE 64-bit scatter store (scalar plus unpacked 32-bit scaled offsets)
10	SVE 32-bit scatter store (scalar plus 32-bit unscaled offsets)
11	SVE 32-bit scatter store (scalar plus 32-bit scaled offsets)

SVE 64-bit scatter store (scalar plus unpacked 32-bit unscaled offsets)

The encodings in this section are decoded from [SVE Memory - Scatter with Optional Sign Extend](#).

31	30	29	28	27	26	25	24	23	22	21	20	19	18	17	16	15	14	13	12	11	10	9	8	7	6	5	4	3	2	1	0
1	1	1	0	0	1	0	msz	0	0		Zm				1	xs	0		Pg			Rn				Zt					

Decode fields msz	Instruction Details	Feature
00	ST1B (scalar plus vector)	FEAT_SVE
01	ST1H (scalar plus vector)	FEAT_SVE
10	ST1W (scalar plus vector)	FEAT_SVE
11	ST1D (scalar plus vector)	FEAT_SVE

SVE 64-bit scatter store (scalar plus unpacked 32-bit scaled offsets)

The encodings in this section are decoded from [SVE Memory - Scatter with Optional Sign Extend](#).

31	30	29	28	27	26	25	24	23	22	21	20	19	18	17	16	15	14	13	12	11	10	9	8	7	6	5	4	3	2	1	0
1	1	1	0	0	1	0	msz	0	1	Zm						1	xs	0	Pg				Rn				Zt				

Decode fields msz	Instruction Details	Feature
00	UNALLOCATED	-
01	ST1H (scalar plus vector)	FEAT_SVE
10	ST1W (scalar plus vector)	FEAT_SVE
11	ST1D (scalar plus vector)	FEAT_SVE

SVE 32-bit scatter store (scalar plus 32-bit unscaled offsets)

The encodings in this section are decoded from [SVE Memory - Scatter with Optional Sign Extend](#).

31	30	29	28	27	26	25	24	23	22	21	20	19	18	17	16	15	14	13	12	11	10	9	8	7	6	5	4	3	2	1	0
1	1	1	0	0	1	0	msz	1	0	Zm						1	xs	0	Pg			Rn				Zt					

Decode fields msz	Instruction Details	Feature
00	ST1B (scalar plus vector)	FEAT_SVE
01	ST1H (scalar plus vector)	FEAT_SVE
10	ST1W (scalar plus vector)	FEAT_SVE
11	UNALLOCATED	-

SVE 32-bit scatter store (scalar plus 32-bit scaled offsets)

The encodings in this section are decoded from [SVE Memory - Scatter with Optional Sign Extend](#).

31	30	29	28	27	26	25	24	23	22	21	20	19	18	17	16	15	14	13	12	11	10	9	8	7	6	5	4	3	2	1	0
1	1	1	0	0	1	0	msz		1	1	Zm				1	xs	0	Pg				Rn				Zt					

Decode fields msz	Instruction Details	Feature
00	UNALLOCATED	-
01	ST1H (scalar plus vector)	FEAT_SVE
10	ST1W (scalar plus vector)	FEAT_SVE
11	UNALLOCATED	-

SVE integer add/subtract vectors (unpredicated)

The encodings in this section are decoded from [SVE encodings](#).

31	30	29	28	27	26	25	24	23	22	21	20	19	18	17	16	15	14	13	12	11	10	9	8	7	6	5	4	3	2	1	0
0	0	0	0	0	1	0	0	size		1	Zm				0	0	0	opc				Zn				Zd					

Decode fields size	opc	Instruction Details	Feature
	000	ADD (vectors, unpredicated)	FEAT_SVE FEAT_SME
	001	SUB (vectors, unpredicated)	FEAT_SVE FEAT_SME
	100	SQADD (vectors, unpredicated)	FEAT_SVE FEAT_SME
	101	UQADD (vectors, unpredicated)	FEAT_SVE FEAT_SME
	110	SQSUB (vectors, unpredicated)	FEAT_SVE FEAT_SME
	111	UQSUB (vectors, unpredicated)	FEAT_SVE FEAT_SME
11	010	ADDPT (unpredicated)	FEAT_SVE && FEAT_CPA
11	011	SUBPT (unpredicated)	FEAT_SVE && FEAT_CPA
!= 11	01x	UNALLOCATED	-

SVE address generation

The encodings in this section are decoded from [SVE encodings](#).

31	30	29	28	27	26	25	24	23	22	21	20	19	18	17	16	15	14	13	12	11	10	9	8	7	6	5	4	3	2	1	0
0	0	0	0	0	1	0	0	opc		1	Zm				1	0	1	0	msz				Zn				Zd				

Decode fields opc	Instruction Details	Feature
00	ADR — Unpacked 32-bit signed offsets	FEAT_SVE
01	ADR — Unpacked 32-bit unsigned offsets	FEAT_SVE
1x	ADR — Packed offsets	FEAT_SVE

SVE table lookup (three sources)

The encodings in this section are decoded from [SVE encodings](#).

31	30	29	28	27	26	25	24	23	22	21	20	19	18	17	16	15	14	13	12	11	10	9	8	7	6	5	4	3	2	1	0
0	0	0	0	0	1	0	1	size		1	Zm				0	0	1	0	1	op				Zn				Zd			

Decode fields op	Instruction Details	Feature
0	TBL	FEAT_SVE2 FEAT_SME

Decode fields	Instruction Details	Feature
op		
1	TBX	FEAT_SVE2 FEAT_SME

SVE permute vector elements

The encodings in this section are decoded from [SVE encodings](#).

31	30	29	28	27	26	25	24	23	22	21	20	19	18	17	16	15	14	13	12	11	10	9	8	7	6	5	4	3	2	1	0
0	0	0	0	0	1	0	1	size	1				Zm			0	1	1	opc					Zn					Zd		

Decode fields	Instruction Details	Feature
opc		
000	ZIP1, ZIP2 (vectors) — Low halves	FEAT_SVE FEAT_SME
001	ZIP1, ZIP2 (vectors) — High halves	FEAT_SVE FEAT_SME
010	UZP1, UZP2 (vectors) — Even	FEAT_SVE FEAT_SME
011	UZP1, UZP2 (vectors) — Odd	FEAT_SVE FEAT_SME
100	TRN1, TRN2 (vectors) — Even	FEAT_SVE FEAT_SME
101	TRN1, TRN2 (vectors) — Odd	FEAT_SVE FEAT_SME
11x	UNALLOCATED	-

SVE integer compare with unsigned immediate

The encodings in this section are decoded from [SVE encodings](#).

31	30	29	28	27	26	25	24	23	22	21	20	19	18	17	16	15	14	13	12	11	10	9	8	7	6	5	4	3	2	1	0
0	0	1	0	0	1	0	0			1			imm7					lt		Pg				Zn				ne		Pd	

Decode fields	Instruction Details	Feature
lt ne		
0 0	CMP<cc> (immediate) — Higher or same	FEAT_SVE FEAT_SME
0 1	CMP<cc> (immediate) — Higher	FEAT_SVE FEAT_SME
1 0	CMP<cc> (immediate) — Lower	FEAT_SVE FEAT_SME
1 1	CMP<cc> (immediate) — Lower or same	FEAT_SVE FEAT_SME

SVE predicate logical operations

The encodings in this section are decoded from [SVE encodings](#).

31	30	29	28	27	26	25	24	23	22	21	20	19	18	17	16	15	14	13	12	11	10	9	8	7	6	5	4	3	2	1	0
0	0	1	0	0	1	0	1	op	S	0	0			Pm		0	1		Pg			o2			Pn		o3			Pd	

Decode fields	Instruction Details	Feature
op S o2 o3		
0 0 0 0	AND (predicates)	FEAT_SVE FEAT_SME
0 0 0 1	BIC (predicates)	FEAT_SVE FEAT_SME
0 0 1 0	EOR (predicates)	FEAT_SVE FEAT_SME
0 0 1 1	SEL (predicates)	FEAT_SVE FEAT_SME
0 1 0 0	ANDS	FEAT_SVE FEAT_SME
0 1 0 1	BICS	FEAT_SVE FEAT_SME
0 1 1 0	EORS	FEAT_SVE FEAT_SME
0 1 1 1	UNALLOCATED	-
1 0 0 0	ORR (predicates)	FEAT_SVE FEAT_SME
1 0 0 1	ORN (predicates)	FEAT_SVE FEAT_SME

Decode fields				Instruction Details	Feature
op	S	o2	o3		
1	0	1	0	NOR	FEAT_SVE FEAT_SME
1	0	1	1	NAND	FEAT_SVE FEAT_SME
1	1	0	0	ORRS	FEAT_SVE FEAT_SME
1	1	0	1	ORNS	FEAT_SVE FEAT_SME
1	1	1	0	NORS	FEAT_SVE FEAT_SME
1	1	1	1	NANDS	FEAT_SVE FEAT_SME

SVE integer compare with signed immediate

The encodings in this section are decoded from [SVE encodings](#).

31	30	29	28	27	26	25	24	23	22	21	20	19	18	17	16	15	14	13	12	11	10	9	8	7	6	5	4	3	2	1	0
0	0	1	0	0	1	0	1	size	0			imm5		op	0	o2		Pg						Zn		ne			Pd		

Decode fields			Instruction Details	Feature
op	o2	ne		
0	0	0	CMP<cc> (immediate) — Greater than or equal	FEAT_SVE FEAT_SME
0	0	1	CMP<cc> (immediate) — Greater than	FEAT_SVE FEAT_SME
0	1	0	CMP<cc> (immediate) — Less than	FEAT_SVE FEAT_SME
0	1	1	CMP<cc> (immediate) — Less than or equal	FEAT_SVE FEAT_SME
1	0	0	CMP<cc> (immediate) — Equal	FEAT_SVE FEAT_SME
1	0	1	CMP<cc> (immediate) — Not equal	FEAT_SVE FEAT_SME
1	1		UNALLOCATED	-

SVE broadcast predicate element

The encodings in this section are decoded from [SVE encodings](#).

31	30	29	28	27	26	25	24	23	22	21	20	19	18	17	16	15	14	13	12	11	10	9	8	7	6	5	4	3	2	1	0
0	0	1	0	0	1	0	1	i1	tszh	1		tszl		Rv		0	1		Pn		S				Pm		0		Pd		

Decode fields		Instruction Details	Feature
S			
0		PSEL	FEAT_SME FEAT_SVE2p1
1		UNALLOCATED	-

SVE two-way dot product

The encodings in this section are decoded from [SVE encodings](#).

31	30	29	28	27	26	25	24	23	22	21	20	19	18	17	16	15	14	13	12	11	10	9	8	7	6	5	4	3	2	1	0
0	1	0	0	0	1	0	0	0	0	0	Zm					1	1	0	0	1	U	Zn					Zda				

Decode fields		Instruction Details	Feature
U			
0		SDOT (2-way, vectors)	FEAT_SME2 FEAT_SVE2p1
1		UDOT (2-way, vectors)	FEAT_SME2 FEAT_SVE2p1

SVE two-way dot product (indexed)

The encodings in this section are decoded from [SVE encodings](#).

31	30	29	28	27	26	25	24	23	22	21	20	19	18	17	16	15	14	13	12	11	10	9	8	7	6	5	4	3	2	1	0
0	1	0	0	0	1	0	0	1	0	0	opc					1	1	0	0	1	U	Zn					Zda				

Decode fields U	Instruction Details	Feature
0	SDOT (2-way, indexed)	FEAT_SME2 FEAT_SVE2p1
1	UDOT (2-way, indexed)	FEAT_SME2 FEAT_SVE2p1

SVE integer clamp

The encodings in this section are decoded from [SVE encodings](#).

31	30	29	28	27	26	25	24	23	22	21	20	19	18	17	16	15	14	13	12	11	10	9	8	7	6	5	4	3	2	1	0
0	1	0	0	0	1	0	0	size	0	Zm					1	1	0	0	0	U	Zn					Zd					

Decode fields U	Instruction Details	Feature
0	SCLAMP	FEAT_SME FEAT_SVE2p1
1	UCLAMP	FEAT_SME FEAT_SVE2p1

SVE2 multiply-add (checked pointer)

The encodings in this section are decoded from [SVE encodings](#).

31	30	29	28	27	26	25	24	23	22	21	20	19	18	17	16	15	14	13	12	11	10	9	8	7	6	5	4	3	2	1	0
0	1	0	0	0	1	0	0	opc	0	Zm					1	1	0	1	opc2	Zn					Zda						

Decode fields opc	Decode fields opc2	Instruction Details	Feature
11	×1	UNALLOCATED	-
11	00	MLAPT	FEAT_SVE && FEAT_CPA
11	10	MADPT	FEAT_SVE && FEAT_CPA
!= 11		UNALLOCATED	-

SVE permute vector elements (quadwords)

The encodings in this section are decoded from [SVE encodings](#).

31	30	29	28	27	26	25	24	23	22	21	20	19	18	17	16	15	14	13	12	11	10	9	8	7	6	5	4	3	2	1	0
0	1	0	0	0	1	0	0	size	0	Zm					1	1	1	opc			Zn					Zd					

Decode fields opc	Instruction Details	Feature
000	ZIPQ1	FEAT_SVE2p1 FEAT_SME2p1
001	ZIPQ2	FEAT_SVE2p1 FEAT_SME2p1
010	UZPQ1	FEAT_SVE2p1 FEAT_SME2p1
011	UZPQ2	FEAT_SVE2p1 FEAT_SME2p1
10x	UNALLOCATED	-
110	TBLQ	FEAT_SVE2p1 FEAT_SME2p1
111	UNALLOCATED	-

SVE2 character match

The encodings in this section are decoded from [SVE encodings](#).

31	30	29	28	27	26	25	24	23	22	21	20	19	18	17	16	15	14	13	12	11	10	9	8	7	6	5	4	3	2	1	0
0	1	0	0	0	1	0	1	size	1	Zm					1	0	0	Pg			Zn					op	Pd				

Decode fields op	Instruction Details	Feature
0	MATCH	FEAT_SVE2
1	NMATCH	FEAT_SVE2

SVE2 FP8 matrix multiply-accumulate

The encodings in this section are decoded from [SVE encodings](#).

31	30	29	28	27	26	25	24	23	22	21	20	19	18	17	16	15	14	13	12	11	10	9	8	7	6	5	4	3	2	1	0
0	1	1	0	0	1	0	0	0	op	1			Zm			1	1	1	0	0	0			Zn				Zda			

Decode fields op	Instruction Details	Feature
0	FMMLA (widening, FP8 to FP32)	FEAT_SVE2 && FEAT_F8F32MM
1	FMMLA (widening, FP8 to FP16)	FEAT_SVE2 && FEAT_F8F16MM

SVE2 FP8 multiply-add long (indexed)

The encodings in this section are decoded from [SVE encodings](#).

31	30	29	28	27	26	25	24	23	22	21	20	19	18	17	16	15	14	13	12	11	10	9	8	7	6	5	4	3	2	1	0
0	1	1	0	0	1	0	0	T	0	1	i4h		Zm			0	1	0	1	i4l			Zn				Zda				

Decode fields T	Instruction Details	Feature
0	FMLALB (indexed, FP8 to FP16)	FEAT_SSVE_FP8FMA (FEAT_SVE2 && FEAT_FP8FMA)
1	FMLALT (indexed, FP8 to FP16)	FEAT_SSVE_FP8FMA (FEAT_SVE2 && FEAT_FP8FMA)

SVE floating-point convert (top, predicated)

The encodings in this section are decoded from [SVE encodings](#).

31	30	29	28	27	26	25	24	23	22	21	20	19	18	17	16	15	14	13	12	11	10	9	8	7	6	5	4	3	2	1	0
0	1	1	0	0	1	0	0	opc	0	0	0	0	opc2	1	0	1	Pg				Zn				Zd						

Decode fields opc	Decode fields opc2	Instruction Details	Feature
x0	11	UNALLOCATED	-
00	0x	UNALLOCATED	-
00	10	FCVTXNT	FEAT_SVE2p2 FEAT_SME2p2
01		UNALLOCATED	-
10	00	FCVTNT (predicated) — Single-precision to half-precision, zeroing	FEAT_SVE2p2 FEAT_SME2p2
10	01	FCVTLT — Half-precision to single-precision, zeroing	FEAT_SVE2p2 FEAT_SME2p2
10	10	BFCVTNT	FEAT_SVE2p2 FEAT_SME2p2
11	0x	UNALLOCATED	-
11	10	FCVTNT (predicated) — Double-precision to single-precision, zeroing	FEAT_SVE2p2 FEAT_SME2p2
11	11	FCVTLT — Single-precision to double-precision, zeroing	FEAT_SVE2p2 FEAT_SME2p2

SVE floating-point convert precision odd elements

The encodings in this section are decoded from [SVE encodings](#).

31	30	29	28	27	26	25	24	23	22	21	20	19	18	17	16	15	14	13	12	11	10	9	8	7	6	5	4	3	2	1	0
0	1	1	0	0	1	0	0	opc	0	0	1	0	opc2	1	0	1			Pg				Zn						Zd		

Decode fields		Instruction Details	Feature
opc	opc2		
xx0	11	UNALLOCATED	-
00	0x	UNALLOCATED	-
00	10	FCVTXNT	FEAT_SVE2 FEAT_SME
01		UNALLOCATED	-
10	00	FCVTNT (predicated) — Single-precision to half-precision, merging	FEAT_SVE2 FEAT_SME
10	01	FCVTLT — Half-precision to single-precision, merging	FEAT_SVE2 FEAT_SME
10	10	BFCVTNT	(FEAT_SVE && FEAT_BF16) (FEAT_SME && FEAT_BF16)
11	0x	UNALLOCATED	-
11	10	FCVTNT (predicated) — Double-precision to single-precision, merging	FEAT_SVE2 FEAT_SME
11	11	FCVTLT — Single-precision to double-precision, merging	FEAT_SVE2 FEAT_SME

SVE2 floating-point pairwise operations

The encodings in this section are decoded from [SVE encodings](#).

31	30	29	28	27	26	25	24	23	22	21	20	19	18	17	16	15	14	13	12	11	10	9	8	7	6	5	4	3	2	1	0
0	1	1	0	0	1	0	0			0	1	0		opc		1	0	0		Pg				Zm						Zdn	

Decode fields opc	Instruction Details	Feature
000	FADDP	FEAT_SVE2 FEAT_SME
001	UNALLOCATED	-
01x	UNALLOCATED	-
100	FMAXNMP	FEAT_SVE2 FEAT_SME
101	FMINNMP	FEAT_SVE2 FEAT_SME
110	FMAXP	FEAT_SVE2 FEAT_SME
111	FMINP	FEAT_SVE2 FEAT_SME

SVE floating-point recursive reduction (quadwords)

The encodings in this section are decoded from [SVE encodings](#).

31	30	29	28	27	26	25	24	23	22	21	20	19	18	17	16	15	14	13	12	11	10	9	8	7	6	5	4	3	2	1	0
0	1	1	0	0	1	0	0	size		0	1	0		opc		1	0	1		Pg				Zn						Vd	

Decode fields opc	Instruction Details	Feature
000	FADDQV	FEAT_SVE2p1 FEAT_SME2p1
001	UNALLOCATED	-
01x	UNALLOCATED	-
100	FMAXNMQV	FEAT_SVE2p1 FEAT_SME2p1
101	FMINNMQV	FEAT_SVE2p1 FEAT_SME2p1
110	FMAXQV	FEAT_SVE2p1 FEAT_SME2p1
111	FMINQV	FEAT_SVE2p1 FEAT_SME2p1

SVE floating-point multiply-add (indexed)

The encodings in this section are decoded from [SVE encodings](#).

31	30	29	28	27	26	25	24	23	22	21	20	19	18	17	16	15	14	13	12	11	10	9	8	7	6	5	4	3	2	1	0
0	1	1	0	0	1	0	0	size	1			opc		0	0	0	0	o2	op					Zn					Zda		

Decode fields			Instruction Details	Feature
size	o2	op		
0x	0	0	FMLA (indexed) — Half-precision	FEAT_SVE FEAT_SME
0x	0	1	FMLS (indexed) — Half-precision	FEAT_SVE FEAT_SME
0x	1	0	BFMLA (indexed)	FEAT_SVE_B16B16
0x	1	1	BFMLS (indexed)	FEAT_SVE_B16B16
1x	1		UNALLOCATED	-
10	0	0	FMLA (indexed) — Single-precision	FEAT_SVE FEAT_SME
10	0	1	FMLS (indexed) — Single-precision	FEAT_SVE FEAT_SME
11	0	0	FMLA (indexed) — Double-precision	FEAT_SVE FEAT_SME
11	0	1	FMLS (indexed) — Double-precision	FEAT_SVE FEAT_SME

SVE floating-point complex multiply-add (indexed)

The encodings in this section are decoded from [SVE encodings](#).

31	30	29	28	27	26	25	24	23	22	21	20	19	18	17	16	15	14	13	12	11	10	9	8	7	6	5	4	3	2	1	0
0	1	1	0	0	1	0	0	size	1			opc		0	0	0	1	rot					Zn						Zda		

Decode fields		Instruction Details	Feature
size			
0x		UNALLOCATED	-
10		FCMLA (indexed) — Half-precision	FEAT_SVE FEAT_SME
11		FCMLA (indexed) — Single-precision	FEAT_SVE FEAT_SME

SVE FP clamp

The encodings in this section are decoded from [SVE encodings](#).

31	30	29	28	27	26	25	24	23	22	21	20	19	18	17	16	15	14	13	12	11	10	9	8	7	6	5	4	3	2	1	0
0	1	1	0	0	1	0	0	size	1			Zm		0	0	1	0	0	1					Zn					Zd		

Decode fields		Instruction Details	Feature
size			
00		BFCLAMP	FEAT_SVE_B16B16
!= 00		FCLAMP	FEAT_SME2 FEAT_SVE2p1

SVE floating-point multiply (indexed)

The encodings in this section are decoded from [SVE encodings](#).

31	30	29	28	27	26	25	24	23	22	21	20	19	18	17	16	15	14	13	12	11	10	9	8	7	6	5	4	3	2	1	0
0	1	1	0	0	1	0	0	size	1			opc		0	0	1	0	o2	0					Zn					Zd		

Decode fields		Instruction Details	Feature
size	o2		
0x	0	FMUL (indexed) — Half-precision	FEAT_SVE FEAT_SME
0x	1	BFMUL (indexed)	FEAT_SVE_B16B16
1x	1	UNALLOCATED	-
10	0	FMUL (indexed) — Single-precision	FEAT_SVE FEAT_SME
11	0	FMUL (indexed) — Double-precision	FEAT_SVE FEAT_SME

SVE2 FP8 multiply-add long long (indexed)

The encodings in this section are decoded from [SVE encodings](#).

31	30	29	28	27	26	25	24	23	22	21	20	19	18	17	16	15	14	13	12	11	10	9	8	7	6	5	4	3	2	1	0	
0	1	1	0	0	1	0	0	TT	1	i4h		Zm		1	1	0	0	i4l		Zn								Zda				

Decode fields TT	Instruction Details	Feature
00	FMLALLBB (indexed)	FEAT_SSVE_FP8FMA (FEAT_SVE2 && FEAT_FP8FMA)
01	FMLALLBT (indexed)	FEAT_SSVE_FP8FMA (FEAT_SVE2 && FEAT_FP8FMA)
10	FMLALLTB (indexed)	FEAT_SSVE_FP8FMA (FEAT_SVE2 && FEAT_FP8FMA)
11	FMLALLTT (indexed)	FEAT_SSVE_FP8FMA (FEAT_SVE2 && FEAT_FP8FMA)

SVE floating-point matrix multiply accumulate

The encodings in this section are decoded from [SVE encodings](#).

31	30	29	28	27	26	25	24	23	22	21	20	19	18	17	16	15	14	13	12	11	10	9	8	7	6	5	4	3	2	1	0	
0	1	1	0	0	1	0	0	opc	1	Zm						1	1	1	0	0	1	Zn						Zda				

Decode fields opc	Instruction Details	Feature
00	FMMLA (widening, FP16 to FP32)	FEAT_SVE_F16F32MM
01	BFMMLA (widening)	FEAT_SVE && FEAT_BF16
10	FMMLA (non-widening) — 32-bit element	FEAT_F32MM
11	FMMLA (non-widening) — 64-bit element	FEAT_F64MM

SVE floating-point recursive reduction

The encodings in this section are decoded from [SVE encodings](#).

31	30	29	28	27	26	25	24	23	22	21	20	19	18	17	16	15	14	13	12	11	10	9	8	7	6	5	4	3	2	1	0	
0	1	1	0	0	1	0	1	size	0	0	0	opc			0			0	1	Pg			Zn					Vd				

Decode fields opc	Instruction Details	Feature
000	FADDV	FEAT_SVE FEAT_SME
001	UNALLOCATED	-
01x	UNALLOCATED	-
100	FMAXNMV	FEAT_SVE FEAT_SME
101	FMINNMV	FEAT_SVE FEAT_SME
110	FMAXV	FEAT_SVE FEAT_SME
111	FMINV	FEAT_SVE FEAT_SME

SVE floating-point arithmetic (unpredicated)

The encodings in this section are decoded from [SVE encodings](#).

31	30	29	28	27	26	25	24	23	22	21	20	19	18	17	16	15	14	13	12	11	10	9	8	7	6	5	4	3	2	1	0
0	1	1	0	0	1	0	1	size	0	Zm			0	0	0	opc		Zn			Zd										

Decode fields size opc	Instruction Details	Feature
011	FTSMUL	FEAT_SVE
10x	UNALLOCATED	-

Decode fields		Instruction Details	Feature
size	opc		
	110	FRECPS	FEAT_SVE FEAT_SME
	111	FRSQRTS	FEAT_SVE FEAT_SME
00	000	BFADD (unpredicated)	FEAT_SVE_B16B16
00	001	BFSUB (unpredicated)	FEAT_SVE_B16B16
00	010	BFMUL (vectors, unpredicated)	FEAT_SVE_B16B16
!= 00	000	FADD (vectors, unpredicated)	FEAT_SVE FEAT_SME
!= 00	001	FSUB (vectors, unpredicated)	FEAT_SVE FEAT_SME
!= 00	010	FMUL (vectors, unpredicated)	FEAT_SVE FEAT_SME

SVE floating-point compare vectors

The encodings in this section are decoded from [SVE encodings](#).

31	30	29	28	27	26	25	24	23	22	21	20	19	18	17	16	15	14	13	12	11	10	9	8	7	6	5	4	3	2	1	0
0	1	1	0	0	1	0	1	size	0			Zm		op	1	o2		Pg					Zn		o3				Pd		

Decode fields			Instruction Details	Feature
op	o2	o3		
0	0	0	FCM<cc> (vectors) — Greater than or equal	FEAT_SVE FEAT_SME
0	0	1	FCM<cc> (vectors) — Greater than	FEAT_SVE FEAT_SME
0	1	0	FCM<cc> (vectors) — Equal	FEAT_SVE FEAT_SME
0	1	1	FCM<cc> (vectors) — Not equal	FEAT_SVE FEAT_SME
1	0	0	FCM<cc> (vectors) — Unordered	FEAT_SVE FEAT_SME
1	0	1	FAC<cc> — Greater than or equal	FEAT_SVE FEAT_SME
1	1	0	UNALLOCATED	-
1	1	1	FAC<cc> — Greater than	FEAT_SVE FEAT_SME

Data Processing -- Immediate

The encodings in this section are decoded from [A64 instruction set encoding](#).

31	30	29	28	27	26	25	24	23	22	21	20	19	18	17	16	15	14	13	12	11	10	9	8	7	6	5	4	3	2	1	0
	op0	1	0	0		op1																									

Decode fields		Instruction details
op0	op1	
11	111x	Data-processing (1 source immediate)
	00xx	PC-rel. addressing
	010x	Add/subtract (immediate)
	0110	Add/subtract (immediate, with tags)
	0111	Min/max (immediate)
	100x	Logical (immediate)
	101x	Move wide (immediate)
	110x	Bitfield
!= 11	111x	Extract

Data-processing (1 source immediate)

The encodings in this section are decoded from [Data Processing -- Immediate](#).

31	30	29	28	27	26	25	24	23	22	21	20	19	18	17	16	15	14	13	12	11	10	9	8	7	6	5	4	3	2	1	0
sf	1	1	1	0	0	1	1	1	opc	imm16																			Rd		

Decode fields			Instruction Details	Feature
sf	opc	Rd		
0			UNALLOCATED	-
1	0x	!= 11111	UNALLOCATED	-
1	00	11111	AUTIASPPC	FEAT_PAuth_LR
1	01	11111	AUTIBSPPC	FEAT_PAuth_LR
1	1x		UNALLOCATED	-

PC-rel. addressing

The encodings in this section are decoded from [Data Processing -- Immediate](#).

31	30	29	28	27	26	25	24	23	22	21	20	19	18	17	16	15	14	13	12	11	10	9	8	7	6	5	4	3	2	1	0
op	immlo	1	0	0	0	0	immhi																			Rd					

Decode fields		Instruction Details
op		
0		ADR
1		ADRP

Add/subtract (immediate)

The encodings in this section are decoded from [Data Processing -- Immediate](#).

31	30	29	28	27	26	25	24	23	22	21	20	19	18	17	16	15	14	13	12	11	10	9	8	7	6	5	4	3	2	1	0
sf	op	S	1	0	0	0	1	0	sh	imm12												Rn			Rd						

Decode fields			Instruction Details
sf	op	S	
0	0	0	ADD (immediate) — 32-bit
0	0	1	ADDS (immediate) — 32-bit
0	1	0	SUB (immediate) — 32-bit
0	1	1	SUBS (immediate) — 32-bit
1	0	0	ADD (immediate) — 64-bit
1	0	1	ADDS (immediate) — 64-bit
1	1	0	SUB (immediate) — 64-bit
1	1	1	SUBS (immediate) — 64-bit

Add/subtract (immediate, with tags)

The encodings in this section are decoded from [Data Processing -- Immediate](#).

31	30	29	28	27	26	25	24	23	22	21	20	19	18	17	16	15	14	13	12	11	10	9	8	7	6	5	4	3	2	1	0
sf	op	S	1	0	0	0	1	1	0	imm6						op3	imm4				Rn			Rd							

Decode fields			Instruction Details	Feature
sf	op	S		
0			UNALLOCATED	-
1		1	UNALLOCATED	-
1	0	0	ADDG	FEAT_MTE
1	1	0	SUBG	FEAT_MTE

Min/max (immediate)

The encodings in this section are decoded from [Data Processing -- Immediate](#).

31	30	29	28	27	26	25	24	23	22	21	20	19	18	17	16	15	14	13	12	11	10	9	8	7	6	5	4	3	2	1	0
sf	op	S	1	0	0	0	1	1	1	opc				imm8								Rn				Rd					

Decode fields				Instruction Details		Feature
sf	op	S	opc			
	0	0	01xx	UNALLOCATED		-
	0	0	1xxx	UNALLOCATED		-
	0	1		UNALLOCATED		-
	1			UNALLOCATED		-
0	0	0	0000	SMAX (immediate) — 32-bit		FEAT_CSSC
0	0	0	0001	UMAX (immediate) — 32-bit		FEAT_CSSC
0	0	0	0010	SMIN (immediate) — 32-bit		FEAT_CSSC
0	0	0	0011	UMIN (immediate) — 32-bit		FEAT_CSSC
1	0	0	0000	SMAX (immediate) — 64-bit		FEAT_CSSC
1	0	0	0001	UMAX (immediate) — 64-bit		FEAT_CSSC
1	0	0	0010	SMIN (immediate) — 64-bit		FEAT_CSSC
1	0	0	0011	UMIN (immediate) — 64-bit		FEAT_CSSC

Logical (immediate)

The encodings in this section are decoded from [Data Processing -- Immediate](#).

31	30	29	28	27	26	25	24	23	22	21	20	19	18	17	16	15	14	13	12	11	10	9	8	7	6	5	4	3	2	1	0
sf		opc		1	0	0	1	0	0	N	immr						imms						Rn				Rd				

Decode fields			Instruction Details	
sf	opc	N		
0		1	UNALLOCATED	
0	00	0	AND (immediate) — 32-bit	
0	01	0	ORR (immediate) — 32-bit	
0	10	0	EOR (immediate) — 32-bit	
0	11	0	ANDS (immediate) — 32-bit	
1	00		AND (immediate) — 64-bit	
1	01		ORR (immediate) — 64-bit	
1	10		EOR (immediate) — 64-bit	
1	11		ANDS (immediate) — 64-bit	

Move wide (immediate)

The encodings in this section are decoded from [Data Processing -- Immediate](#).

31	30	29	28	27	26	25	24	23	22	21	20	19	18	17	16	15	14	13	12	11	10	9	8	7	6	5	4	3	2	1	0
sf	opc		1	0	0	1	0	1	hw		imm16														Rd						

Decode fields			Instruction Details	
sf	opc	hw		
	01	0x	UNALLOCATED	
0		1x	UNALLOCATED	
0	00	0x	MOVN — 32-bit	
0	10	0x	MOVZ — 32-bit	
0	11	0x	MOVK — 32-bit	

Decode fields			Instruction Details
sf	opc	hw	
1	00		MOVN — 64-bit
1	01	1x	UNALLOCATED
1	10		MOVZ — 64-bit
1	11		MOVK — 64-bit

Bitfield

The encodings in this section are decoded from [Data Processing -- Immediate](#).

31	30	29	28	27	26	25	24	23	22	21	20	19	18	17	16	15	14	13	12	11	10	9	8	7	6	5	4	3	2	1	0
sf	opc	1	0	0	1	1	0	N	immr							imms					Rn				Rd						

Decode fields			Instruction Details
sf	opc	N	
0		1	UNALLOCATED
0	00	0	SBFM — 32-bit
0	01	0	BFM — 32-bit
0	10	0	UBFM — 32-bit
0	11	0	UNALLOCATED
1		0	UNALLOCATED
1	00	1	SBFM — 64-bit
1	01	1	BFM — 64-bit
1	10	1	UBFM — 64-bit
1	11	1	UNALLOCATED

Extract

The encodings in this section are decoded from [Data Processing -- Immediate](#).

31	30	29	28	27	26	25	24	23	22	21	20	19	18	17	16	15	14	13	12	11	10	9	8	7	6	5	4	3	2	1	0
sf		!= 11		1	0	0	1	1	1	N	o0	Rm					imms					Rn					Rd				
op21																															

The following constraints also apply to this encoding: op21 != '11'

Decode fields				imms	Instruction Details
sf	op21	N	o0		
	00		1		UNALLOCATED
	01				UNALLOCATED
	10				UNALLOCATED
0	00	0	0	0xxxxx	EXTR — 32-bit
0	00	0	0	1xxxxx	UNALLOCATED
0	00	1	0		UNALLOCATED
1	00	0	0		UNALLOCATED
1	00	1	0		EXTR — 64-bit

Branches, Exception Generating and System instructions

The encodings in this section are decoded from [A64 instruction set encoding](#).

31	30	29	28	27	26	25	24	23	22	21	20	19	18	17	16	15	14	13	12	11	10	9	8	7	6	5	4	3	2	1	0
op0			1	0	1	op1																	op2								

Decode fields		Instruction details	
op0	op1	op2	
010	00xxxxxxxxxxxxx		Conditional branch (immediate)
010	01xxxxxxxxxxxxx		Miscellaneous branch (immediate)
011	00xxxxxxxx1xxx		Compare bytes/halfwords in registers and branch
01x	1xxxxxxxxxxxxxx		UNALLOCATED
110	00xxxxxxxxxxxxx		Exception generation
110	010000000x00xx		UNALLOCATED
110	010000001000xx		UNALLOCATED
110	01000000110000		UNALLOCATED
110	01000000110001		System instructions with register argument
110	01000000110010	11111	Hints
110	01000000110010	!= 11111	UNALLOCATED
110	01000000110011		Barriers
110	01000001xx00xx		UNALLOCATED
110	0100000xxx0100		PSTATE
110	0100000xxx0101		UNALLOCATED
110	0100000xxx011x		UNALLOCATED
110	0100000xxx1xxx		UNALLOCATED
110	0100100xxxxxxx		System with result
110	0100x01xxxxxxx		System instructions
110	0100x1xxxxxxx		System register move
110	0101x00xxxxxxx		UNALLOCATED
110	0101x01xxxxxxx		System pair instructions
110	0101x1xxxxxxx		System register pair move
110	011xxxxxxxxxxxx		UNALLOCATED
110	1xxxxxxxxxxxxxx		Unconditional branch (register)
111	00xxxxxxxx1xxx		UNALLOCATED
111	1xxxxxxxxxxxxxx		UNALLOCATED
x00			Unconditional branch (immediate)
x01	0xxxxxxxxxxxxxx		Compare and branch (immediate)
x01	1xxxxxxxxxxxxxx		Test and branch (immediate)
x11	00xxxxxxxx00xx		Compare registers and branch
x11	00xxxxxxxx01xx		UNALLOCATED
x11	01xxxxxxxx00xx		Compare register with immediate and branch
x11	01xxxxxxxx1xxx		UNALLOCATED

Conditional branch (immediate)

The encodings in this section are decoded from [Branches, Exception Generating and System instructions](#).

31	30	29	28	27	26	25	24	23	22	21	20	19	18	17	16	15	14	13	12	11	10	9	8	7	6	5	4	3	2	1	0
0	1	0	1	0	1	0	0	imm19																		o0	cond				

Decode fields	Instruction Details	Feature
o0		
0	B.cond	-
1	BC.cond	FEAT_HBC

Miscellaneous branch (immediate)

The encodings in this section are decoded from [Branches, Exception Generating and System instructions](#).

31	30	29	28	27	26	25	24	23	22	21	20	19	18	17	16	15	14	13	12	11	10	9	8	7	6	5	4	3	2	1	0
0	1	0	1	0	1	0	1	opc				imm16																op2			

Decode fields		Instruction Details		Feature
opc	op2			
00x	!= 11111	UNALLOCATED		-
000	11111	RETAASPPC , RETABSPPC — RETAASPPC		FEAT_PAAuth_LR
001	11111	RETAASPPC , RETABSPPC — RETABSPPC		FEAT_PAAuth_LR
01x		UNALLOCATED		-
1xx		UNALLOCATED		-

Compare bytes/halfwords in registers and branch

The encodings in this section are decoded from [Branches, Exception Generating and System instructions](#).

31	30	29	28	27	26	25	24	23	22	21	20	19	18	17	16	15	14	13	12	11	10	9	8	7	6	5	4	3	2	1	0
0 1 1				1 0 1 0 0				cc				Rm				1 H		imm9										Rt			

Decode fields		Instruction Details		Feature
cc	H			
000	0	CBB<cc> — Greater than		FEAT_CMPBR
000	1	CBH<cc> — Greater than		FEAT_CMPBR
001	0	CBB<cc> — Greater than or equal		FEAT_CMPBR
001	1	CBH<cc> — Greater than or equal		FEAT_CMPBR
010	0	CBB<cc> — Higher		FEAT_CMPBR
010	1	CBH<cc> — Higher		FEAT_CMPBR
011	0	CBB<cc> — Higher or same		FEAT_CMPBR
011	1	CBH<cc> — Higher or same		FEAT_CMPBR
10x		UNALLOCATED		-
110	0	CBB<cc> — Equal		FEAT_CMPBR
110	1	CBH<cc> — Equal		FEAT_CMPBR
111	0	CBB<cc> — Not equal		FEAT_CMPBR
111	1	CBH<cc> — Not equal		FEAT_CMPBR

Exception generation

The encodings in this section are decoded from [Branches, Exception Generating and System instructions](#).

31	30	29	28	27	26	25	24	23	22	21	20	19	18	17	16	15	14	13	12	11	10	9	8	7	6	5	4	3	2	1	0
1	1	0	1	0	1	0	0	opc				imm16																op2		LL	

Decode fields		Instruction Details		Feature
opc	op2	LL		
	!= 000		UNALLOCATED	-
x11	000	!= 00	UNALLOCATED	-
000	000	00	UNALLOCATED	-
000	000	01	SVC	-
000	000	10	HVC	-
000	000	11	SMC	-
001	000	00	BRK	-
001	000	!= 00	UNALLOCATED	-

Decode fields			Instruction Details	Feature
opc	op2	LL		
010	000	00	HLT	-
010	000	!= 00	UNALLOCATED	-
011	000	00	TCANCEL	FEAT_TME
1x0	000		UNALLOCATED	-
1x1	000	00	UNALLOCATED	-
101	000	01	DCPS1	-
101	000	10	DCPS2	-
101	000	11	DCPS3	-

System instructions with register argument

The encodings in this section are decoded from [Branches, Exception Generating and System instructions](#).

31	30	29	28	27	26	25	24	23	22	21	20	19	18	17	16	15	14	13	12	11	10	9	8	7	6	5	4	3	2	1	0
1	1	0	1	0	1	0	1	0	0	0	0	0	0	1	1	0	0	0	1	CRm			op2			Rt					

Decode fields		Instruction Details	Feature
CRm	op2		
0000	000	WFET	FEAT_WFxT
0000	001	WFIT	FEAT_WFxT
0000	01x	UNALLOCATED	-
0000	1xx	UNALLOCATED	-
!= 0000		UNALLOCATED	-

Hints

The encodings in this section are decoded from [Branches, Exception Generating and System instructions](#).

31	30	29	28	27	26	25	24	23	22	21	20	19	18	17	16	15	14	13	12	11	10	9	8	7	6	5	4	3	2	1	0
1	1	0	1	0	1	0	1	0	0	0	0	0	0	1	1	0	0	1	0	CRm			op2			1	1	1	1	1	

Decode fields		Instruction Details	Feature
CRm	op2		
		HINT	-
0000	000	NOP	-
0000	001	YIELD	-
0000	010	WFE	-
0000	011	WFI	-
0000	100	SEV	-
0000	101	SEVL	-
0000	110	DGH	FEAT_DGH
0000	111	XPACD, XPACI, XPACLRI	FEAT_PAuth
0001	000	PACIA, PACIA1716, PACIASP, PACIAZ, PACIZA — PACIA1716	FEAT_PAuth
0001	010	PACIB, PACIB1716, PACIBSP, PACIBZ, PACIZB — PACIB1716	FEAT_PAuth
0001	100	AUTIA, AUTIA1716, AUTIASP, AUTIAZ, AUTIZA — AUTIA1716	FEAT_PAuth
0001	110	AUTIB, AUTIB1716, AUTIBSP, AUTIBZ, AUTIZB — AUTIB1716	FEAT_PAuth
0010	000	ESB	FEAT_RAS
0010	001	PSB	FEAT_SPE
0010	010	TSB	FEAT_TRF
0010	011	GCSB	FEAT_GCS
0010	100	CSDB	-

Decode fields		Instruction Details	Feature
CRm	op2		
0010	110	CLRBHB	FEAT_CLRBHB
0011	000	PACIA, PACIA1716, PACIASP, PACIAZ, PACIZA — PACIAZ	FEAT_PAuth
0011	001	PACIA, PACIA1716, PACIASP, PACIAZ, PACIZA — PACIASP	FEAT_PAuth
0011	010	PACIB, PACIB1716, PACIBSP, PACIBZ, PACIZB — PACIBZ	FEAT_PAuth
0011	011	PACIB, PACIB1716, PACIBSP, PACIBZ, PACIZB — PACIBSP	FEAT_PAuth
0011	100	AUTIA, AUTIA1716, AUTIASP, AUTIAZ, AUTIZA — AUTIAZ	FEAT_PAuth
0011	101	AUTIA, AUTIA1716, AUTIASP, AUTIAZ, AUTIZA — AUTIASP	FEAT_PAuth
0011	110	AUTIB, AUTIB1716, AUTIBSP, AUTIBZ, AUTIZB — AUTIBZ	FEAT_PAuth
0011	111	AUTIB, AUTIB1716, AUTIBSP, AUTIBZ, AUTIZB — AUTIBSP	FEAT_PAuth
0100	xx0	BTI	FEAT_BTI
0100	111	PACM	FEAT_PAuth_LR
0101	000	CHKFEAT	FEAT_CHK
0110	00x	STSHH	FEAT_PCDPHINT

Barriers

The encodings in this section are decoded from [Branches, Exception Generating and System instructions](#).

31	30	29	28	27	26	25	24	23	22	21	20	19	18	17	16	15	14	13	12	11	10	9	8	7	6	5	4	3	2	1	0
1	1	0	1	0	1	0	1	0	0	0	0	0	0	1	1	0	0	1	1	CRm			op2			Rt					

Decode fields		Rt	Instruction Details	Feature
CRm	op2			
		!= 11111	UNALLOCATED	-
	010	11111	CLREX	-
	100	11111	DSB — Memory barrier	-
	101	11111	DMB	-
	110	11111	ISB	-
	111	11111	SB	FEAT_SB
xx0x	00x	11111	UNALLOCATED	-
xx1x	000	11111	UNALLOCATED	-
xx10	001	11111	DSB — Memory nXS barrier	FEAT_XS
xx11	001	11111	UNALLOCATED	-
0000	011	11111	TCOMMIT	FEAT_TME
!= 0000	011	11111	UNALLOCATED	-

PSTATE

The encodings in this section are decoded from [Branches, Exception Generating and System instructions](#).

31	30	29	28	27	26	25	24	23	22	21	20	19	18	17	16	15	14	13	12	11	10	9	8	7	6	5	4	3	2	1	0
1	1	0	1	0	1	0	1	0	0	0	0	0	op1			0	1	0	0	CRm			op2			Rt					

Decode fields		Rt	Instruction Details	Feature
op1	op2			
		11111	MSR (immediate)	-
		!= 11111	UNALLOCATED	-
000	000	11111	CFINV	FEAT_FlagM
000	001	11111	XAFLAG	FEAT_FlagM2
000	010	11111	AXFLAG	FEAT_FlagM2

System with result

The encodings in this section are decoded from [Branches, Exception Generating and System instructions](#).

31	30	29	28	27	26	25	24	23	22	21	20	19	18	17	16	15	14	13	12	11	10	9	8	7	6	5	4	3	2	1	0
1	1	0	1	0	1	0	1	0	0	1	0	0	op1			CRn			CRm			op2			Rt						

Decode fields			op2	Instruction Details	Feature
op1	CRn	CRm			
011	0011	000x	!= 011	UNALLOCATED	-
011	0011	0000	011	TSTART	FEAT_TME
011	0011	0001	011	TTEST	FEAT_TME
011	0011	001x		UNALLOCATED	-
011	0011	01xx		UNALLOCATED	-
011	0011	1xxx		UNALLOCATED	-
011	!= 0011			UNALLOCATED	-
!= 011				UNALLOCATED	-

System instructions

The encodings in this section are decoded from [Branches, Exception Generating and System instructions](#).

31	30	29	28	27	26	25	24	23	22	21	20	19	18	17	16	15	14	13	12	11	10	9	8	7	6	5	4	3	2	1	0
1	1	0	1	0	1	0	1	0	0	L	0	1	op1			CRn			CRm			op2			Rt						

Decode fields	Instruction Details
L	
0	SYS
1	SYSL

System register move

The encodings in this section are decoded from [Branches, Exception Generating and System instructions](#).

31	30	29	28	27	26	25	24	23	22	21	20	19	18	17	16	15	14	13	12	11	10	9	8	7	6	5	4	3	2	1	0
1	1	0	1	0	1	0	1	0	0	L	1	o0	op1			CRn			CRm			op2			Rt						

Decode fields	Instruction Details
L	
0	MSR (register)
1	MRS

System pair instructions

The encodings in this section are decoded from [Branches, Exception Generating and System instructions](#).

31	30	29	28	27	26	25	24	23	22	21	20	19	18	17	16	15	14	13	12	11	10	9	8	7	6	5	4	3	2	1	0
1	1	0	1	0	1	0	1	0	1	L	0	1	op1			CRn			CRm			op2			Rt						

Decode fields	Instruction Details	Feature
L		
0	SYSP	FEAT_SYSINSTR128
1	UNALLOCATED	-

System register pair move

The encodings in this section are decoded from [Branches, Exception Generating and System instructions](#).

31	30	29	28	27	26	25	24	23	22	21	20	19	18	17	16	15	14	13	12	11	10	9	8	7	6	5	4	3	2	1	0
1	1	0	1	0	1	0	1	0	1	L	1	o0	op1			CRn			CRm			op2			Rt						

Decode fields	Instruction Details	Feature
L		
0	MSRR	FEAT_SYSREG128
1	MRRS	FEAT_SYSREG128

Unconditional branch (register)

The encodings in this section are decoded from [Branches, Exception Generating and System instructions](#).

31	30	29	28	27	26	25	24	23	22	21	20	19	18	17	16	15	14	13	12	11	10	9	8	7	6	5	4	3	2	1	0
1	1	0	1	0	1	1	opc			op2			op3			Rn			op4												

opc	op2	op3	Rn	op4	Instruction Details	Feature
	11111	0001xx			UNALLOCATED	-
	11111	001xxx			UNALLOCATED	-
	11111	01xxxx			UNALLOCATED	-
	11111	1xxxxx			UNALLOCATED	-
	!= 11111				UNALLOCATED	-
00x0	11111	000000		!= 00000	UNALLOCATED	-
00x0	11111	000001			UNALLOCATED	-
000x	11111	00001x		!= 11111	UNALLOCATED	-
0000	11111	000000		00000	BR	-
0000	11111	000010		11111	BRAA, BRAAZ, BRAB, BRABZ — Key A, zero modifier	FEAT_PAuth
0000	11111	000011		11111	BRAA, BRAAZ, BRAB, BRABZ — Key B, zero modifier	FEAT_PAuth
0001	11111	000000		00000	BLR	-
0001	11111	000000		!= 00000	UNALLOCATED	-
0001	11111	000001			UNALLOCATED	-
0001	11111	000010		11111	BLRAA, BLRAAZ, BLRAB, BLRABZ — Key A, zero modifier	FEAT_PAuth
0001	11111	000011		11111	BLRAA, BLRAAZ, BLRAB, BLRABZ — Key B, zero modifier	FEAT_PAuth
0010	11111	000000		00000	RET	-
0010	11111	00001x	!= 11111		UNALLOCATED	-
0010	11111	000010	11111	11111	RETAA, RETAB — RETAA	FEAT_PAuth
0010	11111	000010	11111	!= 11111	RETAASPPCR, RETABSPPCR — RETAASPPCR	FEAT_PAuth_LR
0010	11111	000011	11111	11111	RETAA, RETAB — RETAB	FEAT_PAuth
0010	11111	000011	11111	!= 11111	RETAASPPCR, RETABSPPCR — RETAASPPCR	FEAT_PAuth_LR
0011	11111	0000xx			UNALLOCATED	-
010x	11111	0000xx	!= 11111		UNALLOCATED	-

Decode fields					Instruction Details	Feature
opc	op2	op3	Rn	op4		
010x	11111	000000	11111	!= 00000	UNALLOCATED	-
010x	11111	000001	11111		UNALLOCATED	-
010x	11111	00001x	11111	xxx0	UNALLOCATED	-
0100	11111	000000	11111	00000	ERET	-
0100	11111	00001x	11111	0xx1	UNALLOCATED	-
0100	11111	00001x	11111	10xx1	UNALLOCATED	-
0100	11111	00001x	11111	110x1	UNALLOCATED	-
0100	11111	00001x	11111	11101	UNALLOCATED	-
0100	11111	000010	11111	11111	ERETAA, ERETAB — ERETAA	FEAT_PAuth
0100	11111	000011	11111	11111	ERETAA, ERETAB — ERETAB	FEAT_PAuth
0101	11111	000000	11111	00000	DRPS	-
0101	11111	00001x	11111	xxx1	UNALLOCATED	-
011x	11111	0000xx			UNALLOCATED	-
100x	11111	00000x			UNALLOCATED	-
1000	11111	000010			BRAA, BRAAZ, BRAB, BRABZ — Key A, register modifier	FEAT_PAuth
1000	11111	000011			BRAA, BRAAZ, BRAB, BRABZ — Key B, register modifier	FEAT_PAuth
1001	11111	000010			BLRAA, BLRAAZ, BLRAB, BLRABZ — Key A, register modifier	FEAT_PAuth
1001	11111	000011			BLRAA, BLRAAZ, BLRAB, BLRABZ — Key B, register modifier	FEAT_PAuth
101x	11111	0000xx			UNALLOCATED	-
11xx	11111	0000xx			UNALLOCATED	-

Unconditional branch (immediate)

The encodings in this section are decoded from [Branches, Exception Generating and System instructions](#).

31	30	29	28	27	26	25	24	23	22	21	20	19	18	17	16	15	14	13	12	11	10	9	8	7	6	5	4	3	2	1	0					
op	0	0	1	0	1	imm26																														

Decode fields		Instruction Details
op		
0		B
1		BL

Compare and branch (immediate)

The encodings in this section are decoded from [Branches, Exception Generating and System instructions](#).

31	30	29	28	27	26	25	24	23	22	21	20	19	18	17	16	15	14	13	12	11	10	9	8	7	6	5	4	3	2	1	0
sf	0	1	1	0	1	0	op	imm19																	Rt						

Decode fields		Instruction Details
sf	op	
0	0	CBZ — 32-bit
0	1	CBNZ — 32-bit
1	0	CBZ — 64-bit
1	1	CBNZ — 64-bit

Test and branch (immediate)

The encodings in this section are decoded from [Branches, Exception Generating and System instructions](#).

31	30	29	28	27	26	25	24	23	22	21	20	19	18	17	16	15	14	13	12	11	10	9	8	7	6	5	4	3	2	1	0
b5	0	1	1	0	1	1	op	b40					imm14												Rt						

Decode fields	Instruction Details
op	
0	TBZ
1	TBNZ

Compare registers and branch

The encodings in this section are decoded from [Branches, Exception Generating and System instructions](#).

31	30	29	28	27	26	25	24	23	22	21	20	19	18	17	16	15	14	13	12	11	10	9	8	7	6	5	4	3	2	1	0						
sf		1		1		1		0		1		0		0		cc			Rm					0		0		imm9							Rt		

Decode fields	Instruction Details	Feature
sf	cc	
	10x	UNALLOCATED
0	000	CB<cc> (register) — 32-bit greater than FEAT_CMPBR
0	001	CB<cc> (register) — 32-bit greater than or equal FEAT_CMPBR
0	010	CB<cc> (register) — 32-bit higher FEAT_CMPBR
0	011	CB<cc> (register) — 32-bit higher or same FEAT_CMPBR
0	110	CB<cc> (register) — 32-bit equal FEAT_CMPBR
0	111	CB<cc> (register) — 32-bit not equal FEAT_CMPBR
1	000	CB<cc> (register) — 64-bit greater than FEAT_CMPBR
1	001	CB<cc> (register) — 64-bit greater than or equal FEAT_CMPBR
1	010	CB<cc> (register) — 64-bit higher FEAT_CMPBR
1	011	CB<cc> (register) — 64-bit higher or same FEAT_CMPBR
1	110	CB<cc> (register) — 64-bit equal FEAT_CMPBR
1	111	CB<cc> (register) — 64-bit not equal FEAT_CMPBR

Compare register with immediate and branch

The encodings in this section are decoded from [Branches, Exception Generating and System instructions](#).

31	30	29	28	27	26	25	24	23	22	21	20	19	18	17	16	15	14	13	12	11	10	9	8	7	6	5	4	3	2	1	0
sf								cc				imm6				0	imm9								Rt						

Decode fields	Instruction Details	Feature
sf	cc	
	10x	UNALLOCATED
0	000	CB<cc> (immediate) — 32-bit greater than FEAT_CMPBR
0	001	CB<cc> (immediate) — 32-bit less than FEAT_CMPBR
0	010	CB<cc> (immediate) — 32-bit higher FEAT_CMPBR
0	011	CB<cc> (immediate) — 32-bit lower FEAT_CMPBR
0	110	CB<cc> (immediate) — 32-bit equal FEAT_CMPBR
0	111	CB<cc> (immediate) — 32-bit not equal FEAT_CMPBR
1	000	CB<cc> (immediate) — 64-bit greater than FEAT_CMPBR
1	001	CB<cc> (immediate) — 64-bit less than FEAT_CMPBR
1	010	CB<cc> (immediate) — 64-bit higher FEAT_CMPBR
1	011	CB<cc> (immediate) — 64-bit lower FEAT_CMPBR

Decode fields		Instruction Details	Feature
sf	cc		
1	110	CB<cc> (immediate) — 64-bit equal	FEAT_CMPBR
1	111	CB<cc> (immediate) — 64-bit not equal	FEAT_CMPBR

Data Processing -- Register

The encodings in this section are decoded from [A64 instruction set encoding](#).

31	30	29	28	27	26	25	24	23	22	21	20	19	18	17	16	15	14	13	12	11	10	9	8	7	6	5	4	3	2	1	0
op0		op1		1	0	1	op2								op3																

Decode fields				Instruction details
op0	op1	op2	op3	
0	1	0110		Data-processing (2 source)
1	1	0110		Data-processing (1 source)
	0	0xxx		Logical (shifted register)
	0	1xx0		Add/subtract (shifted register)
	0	1xx1		Add/subtract (extended register)
	1	0000	000000	Add/subtract (with carry)
	1	0000	001xxx	Add/subtract (checked pointer)
	1	0000	011xxx	UNALLOCATED
	1	0000	100000	UNALLOCATED
	1	0000	1x1xxx	UNALLOCATED
	1	0000	x00001	Rotate right into flags
	1	0000	x0010x	UNALLOCATED
	1	0000	x10x0x	UNALLOCATED
	1	0000	xx0010	Evaluate into flags
	1	0000	xx0011	UNALLOCATED
	1	0000	xx011x	UNALLOCATED
	1	0010	xxxx0x	Conditional compare (register)
	1	0010	xxxx1x	Conditional compare (immediate)
	1	0100		Conditional select
	1	0xx1		UNALLOCATED
	1	1xxx		Data-processing (3 source)

Data-processing (2 source)

The encodings in this section are decoded from [Data Processing -- Register](#).

31	30	29	28	27	26	25	24	23	22	21	20	19	18	17	16	15	14	13	12	11	10	9	8	7	6	5	4	3	2	1	0
sf	0	S	1	1	0	1	0	1	1	0	Rm				opcode				Rn				Rd								

Decode fields			Instruction Details	Feature
sf	S	opcode		
		1xxxxxx	UNALLOCATED	-
	0	00011x	UNALLOCATED	-
	1	00001x	UNALLOCATED	-
	1	0001xx	UNALLOCATED	-
	1	001xxx	UNALLOCATED	-
	1	01xxxx	UNALLOCATED	-
0		00000x	UNALLOCATED	-

Decode fields			Instruction Details	Feature
sf	S	opcode		
0	0	0x11xx	UNALLOCATED	-
0	0	000010	UDIV — 32-bit	-
0	0	000011	SDIV — 32-bit	-
0	0	00010x	UNALLOCATED	-
0	0	001000	LSLV — 32-bit	-
0	0	001001	LSRV — 32-bit	-
0	0	001010	ASRV — 32-bit	-
0	0	001011	RORV — 32-bit	-
0	0	010x11	UNALLOCATED	-
0	0	010000	CRC32B , CRC32H , CRC32W , CRC32X — CRC32B	FEAT_CRC32
0	0	010001	CRC32B , CRC32H , CRC32W , CRC32X — CRC32H	FEAT_CRC32
0	0	010010	CRC32B , CRC32H , CRC32W , CRC32X — CRC32W	FEAT_CRC32
0	0	010100	CRC32CB , CRC32CH , CRC32CW , CRC32CX — CRC32CB	FEAT_CRC32
0	0	010101	CRC32CB , CRC32CH , CRC32CW , CRC32CX — CRC32CH	FEAT_CRC32
0	0	010110	CRC32CB , CRC32CH , CRC32CW , CRC32CX — CRC32CW	FEAT_CRC32
0	0	011000	SMAX (register) — 32-bit	FEAT_CSSC
0	0	011001	UMAX (register) — 32-bit	FEAT_CSSC
0	0	011010	SMIN (register) — 32-bit	FEAT_CSSC
0	0	011011	UMIN (register) — 32-bit	FEAT_CSSC
1		000001	UNALLOCATED	-
1	0	000000	SUBP	FEAT_MTE
1	0	000010	UDIV — 64-bit	-
1	0	000011	SDIV — 64-bit	-
1	0	000100	IRG	FEAT_MTE
1	0	000101	GMI	FEAT_MTE
1	0	001000	LSLV — 64-bit	-
1	0	001001	LSRV — 64-bit	-
1	0	001010	ASRV — 64-bit	-
1	0	001011	RORV — 64-bit	-
1	0	001100	PACGA	FEAT_PAuth
1	0	001101	UNALLOCATED	-
1	0	00111x	UNALLOCATED	-
1	0	010xx0	UNALLOCATED	-
1	0	010001	UNALLOCATED	-
1	0	010011	CRC32B , CRC32H , CRC32W , CRC32X — CRC32X	FEAT_CRC32
1	0	010101	UNALLOCATED	-
1	0	010111	CRC32CB , CRC32CH , CRC32CW , CRC32CX — CRC32CX	FEAT_CRC32
1	0	011000	SMAX (register) — 64-bit	FEAT_CSSC
1	0	011001	UMAX (register) — 64-bit	FEAT_CSSC
1	0	011010	SMIN (register) — 64-bit	FEAT_CSSC
1	0	011011	UMIN (register) — 64-bit	FEAT_CSSC
1	0	0111xx	UNALLOCATED	-
1	1	000000	SUBPS	FEAT_MTE

Data-processing (1 source)

The encodings in this section are decoded from [Data Processing -- Register](#).

31	30	29	28	27	26	25	24	23	22	21	20	19	18	17	16	15	14	13	12	11	10	9	8	7	6	5	4	3	2	1	0
sf	1	S	1	1	0	1	0	1	1	0	opcode2					opcode					Rn					Rd					

sf	S	opcode2	Decode fields opcode	Rn	Rd	Instruction Details	Feature
	0	00000	001001			UNALLOCATED	-
	0	00000	00101x			UNALLOCATED	-
	0	00000	0011xx			UNALLOCATED	-
	0	00000	01xxxx			UNALLOCATED	-
	0	00000	1xxxxx			UNALLOCATED	-
	0	0001x				UNALLOCATED	-
	0	001xx				UNALLOCATED	-
	0	01xxx				UNALLOCATED	-
	0	1xxxx				UNALLOCATED	-
	1					UNALLOCATED	-
0	0	00000	000000			RBIT — 32-bit	-
0	0	00000	000001			REV16 — 32-bit	-
0	0	00000	000010			REV — 32-bit	-
0	0	00000	000011			UNALLOCATED	-
0	0	00000	000100			CLZ — 32-bit	-
0	0	00000	000101			CLS — 32-bit	-
0	0	00000	000110			CTZ — 32-bit	FEAT_CSSC
0	0	00000	000111			CNT — 32-bit	FEAT_CSSC
0	0	00000	001000			ABS — 32-bit	FEAT_CSSC
0	0	00001				UNALLOCATED	-
1	0	00000	000000			RBIT — 64-bit	-
1	0	00000	000001			REV16 — 64-bit	-
1	0	00000	000010			REV32	-
1	0	00000	000011			REV — 64-bit	-
1	0	00000	000100			CLZ — 64-bit	-
1	0	00000	000101			CLS — 64-bit	-
1	0	00000	000110			CTZ — 64-bit	FEAT_CSSC
1	0	00000	000111			CNT — 64-bit	FEAT_CSSC
1	0	00000	001000			ABS — 64-bit	FEAT_CSSC
1	0	00001	000000			PACIA , PACIA1716 , PACIASP , PACIAZ , PACIZA — PACIA	FEAT_PAuth
1	0	00001	000001			PACIB , PACIB1716 , PACIBSP , PACIBZ , PACIZB — PACIB	FEAT_PAuth
1	0	00001	000010			PACDA , PACDZA — PACDA	FEAT_PAuth
1	0	00001	000011			PACDB , PACDZB — PACDB	FEAT_PAuth
1	0	00001	000100			AUTIA , AUTIA1716 , AUTIASP , AUTIAZ , AUTIZA — AUTIA	FEAT_PAuth
1	0	00001	000101			AUTIB , AUTIB1716 , AUTIBSP , AUTIBZ , AUTIZB — AUTIB	FEAT_PAuth
1	0	00001	000110			AUTDA , AUTDZA — AUTDA	FEAT_PAuth
1	0	00001	000111			AUTDB , AUTDZB — AUTDB	FEAT_PAuth
1	0	00001	001xxx	!= 11111		UNALLOCATED	-
1	0	00001	001000	11111		PACIA , PACIA1716 , PACIASP , PACIAZ , PACIZA — PACIZA	FEAT_PAuth
1	0	00001	001001	11111		PACIB , PACIB1716 , PACIBSP , PACIBZ , PACIZB — PACIZB	FEAT_PAuth
1	0	00001	001010	11111		PACDA , PACDZA — PACDZA	FEAT_PAuth

sf	Decode fields			Instruction Details			Feature
	S	opcode2	opcode	Rn	Rd		
1	0	00001	001011	11111		PACDB, PACDZB — PACDZB	FEAT_PAuth
1	0	00001	001100	11111		AUTIA, AUTIA1716, AUTIASP, AUTIAZ, AUTIZA — AUTIZA	FEAT_PAuth
1	0	00001	001101	11111		AUTIB, AUTIB1716, AUTIBSP, AUTIBZ, AUTIZB — AUTIZB	FEAT_PAuth
1	0	00001	001110	11111		AUTDA, AUTDZA — AUTDZA	FEAT_PAuth
1	0	00001	001111	11111		AUTDB, AUTDZB — AUTDZB	FEAT_PAuth
1	0	00001	01000x	!= 11111		UNALLOCATED	-
1	0	00001	010000	11111		XPACD, XPACI, XPACLRI — XPACI	FEAT_PAuth
1	0	00001	010001	11111		XPACD, XPACI, XPACLRI — XPACD	FEAT_PAuth
1	0	00001	01001x			UNALLOCATED	-
1	0	00001	0101xx			UNALLOCATED	-
1	0	00001	011xxx			UNALLOCATED	-
1	0	00001	10xxxx		!= 11110	UNALLOCATED	-
1	0	00001	1000xx	!= 11111	11110	UNALLOCATED	-
1	0	00001	100000	11111	11110	PACNBIASPPC	FEAT_PAuth_LR
1	0	00001	100001	11111	11110	PACNBIBSPPC	FEAT_PAuth_LR
1	0	00001	100010	11111	11110	PACIA171615	FEAT_PAuth_LR
1	0	00001	100011	11111	11110	PACIB171615	FEAT_PAuth_LR
1	0	00001	100100		11110	AUTIASPPCR	FEAT_PAuth_LR
1	0	00001	100101		11110	AUTIBSPPCR	FEAT_PAuth_LR
1	0	00001	10011x		11110	UNALLOCATED	-
1	0	00001	101xxx	!= 11111	11110	UNALLOCATED	-
1	0	00001	101000	11111	11110	PACIASPPC	FEAT_PAuth_LR
1	0	00001	101001	11111	11110	PACIBSPPC	FEAT_PAuth_LR
1	0	00001	10101x	11111	11110	UNALLOCATED	-
1	0	00001	10110x	11111	11110	UNALLOCATED	-
1	0	00001	101110	11111	11110	AUTIA171615	FEAT_PAuth_LR
1	0	00001	101111	11111	11110	AUTIB171615	FEAT_PAuth_LR
1	0	00001	11xxxx			UNALLOCATED	-

Logical (shifted register)

The encodings in this section are decoded from [Data Processing -- Register](#).

31	30	29	28	27	26	25	24	23	22	21	20	19	18	17	16	15	14	13	12	11	10	9	8	7	6	5	4	3	2	1	0
sf	opc	0	1	0	1	0	shift	N	Rm				imm6				Rn				Rd										

Decode fields			Instruction Details
sf	opc	N	
0	00	0	<u>AND (shifted register) — 32-bit</u>
0	00	1	<u>BIC (shifted register) — 32-bit</u>
0	01	0	<u>ORR (shifted register) — 32-bit</u>
0	01	1	<u>ORN (shifted register) — 32-bit</u>
0	10	0	<u>EOR (shifted register) — 32-bit</u>
0	10	1	<u>EON (shifted register) — 32-bit</u>

Decode fields			Instruction Details
sf	opc	N	
0	11	0	ANDS (shifted register) — 32-bit
0	11	1	BICS (shifted register) — 32-bit
1	00	0	AND (shifted register) — 64-bit
1	00	1	BIC (shifted register) — 64-bit
1	01	0	ORR (shifted register) — 64-bit
1	01	1	ORN (shifted register) — 64-bit
1	10	0	EOR (shifted register) — 64-bit
1	10	1	EON (shifted register) — 64-bit
1	11	0	ANDS (shifted register) — 64-bit
1	11	1	BICS (shifted register) — 64-bit

Add/subtract (shifted register)

The encodings in this section are decoded from [Data Processing -- Register](#).

31	30	29	28	27	26	25	24	23	22	21	20	19	18	17	16	15	14	13	12	11	10	9	8	7	6	5	4	3	2	1	0
sf	op	S	0	1	0	1	1	shift	0	Rm						imm6						Rn						Rd			

Decode fields			Instruction Details
sf	op	S	
0	0	0	ADD (shifted register) — 32-bit
0	0	1	ADDS (shifted register) — 32-bit
0	1	0	SUB (shifted register) — 32-bit
0	1	1	SUBS (shifted register) — 32-bit
1	0	0	ADD (shifted register) — 64-bit
1	0	1	ADDS (shifted register) — 64-bit
1	1	0	SUB (shifted register) — 64-bit
1	1	1	SUBS (shifted register) — 64-bit

Add/subtract (extended register)

The encodings in this section are decoded from [Data Processing -- Register](#).

31	30	29	28	27	26	25	24	23	22	21	20	19	18	17	16	15	14	13	12	11	10	9	8	7	6	5	4	3	2	1	0
sf	op	S	0	1	0	1	1	opt	1	Rm						option			imm3			Rn						Rd			

Decode fields				Instruction Details
sf	op	S	opt	
			!= 00	UNALLOCATED
0	0	0	00	ADD (extended register) — 32-bit
0	0	1	00	ADDS (extended register) — 32-bit
0	1	0	00	SUB (extended register) — 32-bit
0	1	1	00	SUBS (extended register) — 32-bit
1	0	0	00	ADD (extended register) — 64-bit
1	0	1	00	ADDS (extended register) — 64-bit
1	1	0	00	SUB (extended register) — 64-bit
1	1	1	00	SUBS (extended register) — 64-bit

Add/subtract (with carry)

The encodings in this section are decoded from [Data Processing -- Register](#).

31	30	29	28	27	26	25	24	23	22	21	20	19	18	17	16	15	14	13	12	11	10	9	8	7	6	5	4	3	2	1	0
sf	op	S	1	1	0	1	0	0	0	0	Rm					0	0	0	0	0	0	Rn					Rd				

Decode fields			Instruction Details
sf	op	S	
0	0	0	ADC — 32-bit
0	0	1	ADCS — 32-bit
0	1	0	SBC — 32-bit
0	1	1	SBCS — 32-bit
1	0	0	ADC — 64-bit
1	0	1	ADCS — 64-bit
1	1	0	SBC — 64-bit
1	1	1	SBCS — 64-bit

Add/subtract (checked pointer)

The encodings in this section are decoded from [Data Processing -- Register](#).

31	30	29	28	27	26	25	24	23	22	21	20	19	18	17	16	15	14	13	12	11	10	9	8	7	6	5	4	3	2	1	0
sf	op	S	1	1	0	1	0	0	0	0	Rm					0	0	1	imm3			Rn					Rd				

Decode fields			Instruction Details	Feature
sf	op	S		
0			UNALLOCATED	-
1		1	UNALLOCATED	-
1	0	0	ADDPT	FEAT_CPA
1	1	0	SUBPT	FEAT_CPA

Rotate right into flags

The encodings in this section are decoded from [Data Processing -- Register](#).

31	30	29	28	27	26	25	24	23	22	21	20	19	18	17	16	15	14	13	12	11	10	9	8	7	6	5	4	3	2	1	0
sf	op	S	1	1	0	1	0	0	0	0	imm6					0	0	0	0	1	Rn					o2	mask				

Decode fields				Instruction Details	Feature
sf	op	S	o2		
0				UNALLOCATED	-
1	0	0		UNALLOCATED	-
1	0	1	0	RMIF	FEAT_FlagM
1	0	1	1	UNALLOCATED	-
1	1			UNALLOCATED	-

Evaluate into flags

The encodings in this section are decoded from [Data Processing -- Register](#).

31	30	29	28	27	26	25	24	23	22	21	20	19	18	17	16	15	14	13	12	11	10	9	8	7	6	5	4	3	2	1	0
sf	op	S	1	1	0	1	0	0	0	0	opcode2					sz	0	0	1	0	Rn					o3	mask				

Decode fields							Instruction Details	Feature
sf	op	S	opcode2	sz	o3	mask		
0	0	0					UNALLOCATED	-
0	0	1	000000		0	!= 1101	UNALLOCATED	-
0	0	1	000000		1		UNALLOCATED	-

Decode fields							Instruction Details	Feature
sf	op	S	opcode2	sz	o3	mask		
0	0	1	000000	0	0	1101	SETF8, SETF16 — SETF8	FEAT_FlagM
0	0	1	000000	1	0	1101	SETF8, SETF16 — SETF16	FEAT_FlagM
0	0	1	!= 000000				UNALLOCATED	-
0	1						UNALLOCATED	-
1							UNALLOCATED	-

Conditional compare (register)

The encodings in this section are decoded from [Data Processing -- Register](#).

31	30	29	28	27	26	25	24	23	22	21	20	19	18	17	16	15	14	13	12	11	10	9	8	7	6	5	4	3	2	1	0	
sf	op	S	1	1	0	1	0	0	1	0	Rm					cond					0	o2	Rn					o3	nzcw			

Decode fields					Instruction Details
sf	op	S	o2	o3	
		0			UNALLOCATED
		1	0	1	UNALLOCATED
		1	1		UNALLOCATED
0	0	1	0	0	CCMN (register) — 32-bit
0	1	1	0	0	CCMP (register) — 32-bit
1	0	1	0	0	CCMN (register) — 64-bit
1	1	1	0	0	CCMP (register) — 64-bit

Conditional compare (immediate)

The encodings in this section are decoded from [Data Processing -- Register](#).

31	30	29	28	27	26	25	24	23	22	21	20	19	18	17	16	15	14	13	12	11	10	9	8	7	6	5	4	3	2	1	0	
sf	op	S	1	1	0	1	0	0	1	0	imm5					cond					1	o2	Rn					o3	nzcw			

Decode fields					Instruction Details
sf	op	S	o2	o3	
		0			UNALLOCATED
		1	0	1	UNALLOCATED
		1	1		UNALLOCATED
0	0	1	0	0	CCMN (immediate) — 32-bit
0	1	1	0	0	CCMP (immediate) — 32-bit
1	0	1	0	0	CCMN (immediate) — 64-bit
1	1	1	0	0	CCMP (immediate) — 64-bit

Conditional select

The encodings in this section are decoded from [Data Processing -- Register](#).

31	30	29	28	27	26	25	24	23	22	21	20	19	18	17	16	15	14	13	12	11	10	9	8	7	6	5	4	3	2	1	0
sf	op	S	1	1	0	1	0	1	0	0	Rm					cond					op2	Rn					Rd				

Decode fields				Instruction Details
sf	op	S	op2	
		0	1x	UNALLOCATED
		1		UNALLOCATED
0	0	0	00	CSEL — 32-bit

Decode fields				Instruction Details
sf	op	S	op2	
0	0	0	01	CSINC — 32-bit
0	1	0	00	CSINV — 32-bit
0	1	0	01	CSNEG — 32-bit
1	0	0	00	CSEL — 64-bit
1	0	0	01	CSINC — 64-bit
1	1	0	00	CSINV — 64-bit
1	1	0	01	CSNEG — 64-bit

Data-processing (3 source)

The encodings in this section are decoded from [Data Processing -- Register](#).

31	30	29	28	27	26	25	24	23	22	21	20	19	18	17	16	15	14	13	12	11	10	9	8	7	6	5	4	3	2	1	0
sf	op54		1	1	0	1	1	op31			Rm				o0	Ra				Rn				Rd							

Decode fields				Instruction Details	Feature
sf	op54	op31	o0		
	00	100		UNALLOCATED	-
	!= 00			UNALLOCATED	-
0	00	x01		UNALLOCATED	-
0	00	x1x		UNALLOCATED	-
0	00	000	0	MADD — 32-bit	-
0	00	000	1	MSUB — 32-bit	-
1	00	x10	1	UNALLOCATED	-
1	00	000	0	MADD — 64-bit	-
1	00	000	1	MSUB — 64-bit	-
1	00	001	0	SMADDL	-
1	00	001	1	SMSUBL	-
1	00	010	0	SMULH	-
1	00	011	0	MADDPT	FEAT_CPA
1	00	011	1	MSUBPT	FEAT_CPA
1	00	101	0	UMADDL	-
1	00	101	1	UMSUBL	-
1	00	110	0	UMULH	-
1	00	111		UNALLOCATED	-

Data Processing -- Scalar Floating-Point and Advanced SIMD

The encodings in this section are decoded from [A64 instruction set encoding](#).

31	30	29	28	27	26	25	24	23	22	21	20	19	18	17	16	15	14	13	12	11	10	9	8	7	6	5	4	3	2	1	0
op0				1	1	1	op1		op2			op3																			

Decode fields				Instruction details	Feature
op0	op1	op2	op3		
00x0	0x	x101	00xxxxx10	UNALLOCATED	-
00x0	11		xxxxxxxxx1	UNALLOCATED	-
0100	0x	x101	00xxxxx10	Cryptographic AES	-
0101	0x	x0xx	xxx0xxx00	Cryptographic three-register SHA	-
0101	0x	x0xx	xxx0xxx10	UNALLOCATED	-

0101	0x	x0xx	xxx1xxxx0	UNALLOCATED	-
0101	0x	x101	00xxxxx10	Cryptographic two-register SHA	-
0111	0x	x0xx	xxxxxxxxx0	UNALLOCATED	-
011x	0x	x101	00xxxxx10	UNALLOCATED	-
01x1	00	00xx	xxx0xxxx1	Advanced SIMD scalar copy	-
01x1	01	00xx	xxx0xxxx1	UNALLOCATED	-
01x1	0x	0111	00xxxxx10	UNALLOCATED	-
01x1	0x	10xx	xxx00xxx1	Advanced SIMD scalar three same FP16	-
01x1	0x	10xx	xxx01xxx1	UNALLOCATED	-
01x1	0x	1111	00xxxxx10	Advanced SIMD scalar two-register miscellaneous FP16	-
01x1	0x	x0xx	xxx1xxxx1	Advanced SIMD scalar three same extra	-
01x1	0x	x100	00xxxxx10	Advanced SIMD scalar two-register miscellaneous	-
01x1	0x	x110	00xxxxx10	Advanced SIMD scalar pairwise	-
01x1	0x	x1xx	01xxxxx10	UNALLOCATED	-
01x1	0x	x1xx	1xxxxxx10	UNALLOCATED	-
01x1	0x	x1xx	xxxxxxxx00	Advanced SIMD scalar three different	-
01x1	0x	x1xx	xxxxxxxxx1	Advanced SIMD scalar three same	-
01x1	10		xxxxxxxxx1	Advanced SIMD scalar shift by immediate	-
01x1	1x		xxxxxxxxx0	Advanced SIMD scalar x indexed element	-
01xx	11		xxxxxxxxx1	UNALLOCATED	-
0x00	0x	x0xx	xxx0xxx00	Advanced SIMD table lookup	-
0x00	0x	x0xx	xxx0xxx10	Advanced SIMD permute	-
0x10	0x	x0xx	xxx0xxxx0	Advanced SIMD extract	-
0xx0	00	00xx	xxx0xxxx1	Advanced SIMD copy	-
0xx0	01	00xx	xxx0xxxx1	UNALLOCATED	-
0xx0	0x	0111	00xxxxx10	UNALLOCATED	-
0xx0	0x	10xx	xxx00xxx1	Advanced SIMD three same (FP16)	-
0xx0	0x	10xx	xxx01xxx1	UNALLOCATED	-
0xx0	0x	1111	00xxxxx10	Advanced SIMD two-register miscellaneous (FP16)	-
0xx0	0x	x0xx	xxx1xxxx0	UNALLOCATED	-
0xx0	0x	x0xx	xxx1xxxx1	Advanced SIMD three-register extension	-
0xx0	0x	x100	00xxxxx10	Advanced SIMD two-register miscellaneous	-
0xx0	0x	x110	00xxxxx10	Advanced SIMD across lanes	-
0xx0	0x	x1xx	01xxxxx10	UNALLOCATED	-
0xx0	0x	x1xx	1xxxxxx10	UNALLOCATED	-
0xx0	0x	x1xx	xxxxxxxx00	Advanced SIMD three different	-
0xx0	0x	x1xx	xxxxxxxxx1	Advanced SIMD three same	-
0xx0	10	0000	xxxxxxxxx1	Advanced SIMD modified immediate	-
0xx0	10	!= 0000	xxxxxxxxx1	Advanced SIMD shift by immediate	-
0xx0	1x		xxxxxxxxx0	Advanced SIMD vector x indexed element	-
10x0				UNALLOCATED	-
1100	00	0xxx	xxx1xxxxx	UNALLOCATED	-
1100	00	10xx	xxx10xxxx	Cryptographic three-register, imm2	-
1100	00	10xx	xxx11xxxx	UNALLOCATED	-
1100	00	11xx	xxx1x00xx	Cryptographic three-register SHA 512	-
1100	00	11xx	xxx1x01xx	UNALLOCATED	-
1100	00	11xx	xxx1x1xxx	UNALLOCATED	-
1100	00		xxx0xxxxx	Cryptographic four-register	-
1100	01	00xx		XAR	FEAT_SHA3

1100	01	1000	0000xxxxxx	UNALLOCATED	-
1100	01	1000	0001000xx	Cryptographic two-register SHA 512	-
1100	01	1000	0001100xx	UNALLOCATED	-
1100	01	1000	0001x01xx	UNALLOCATED	-
1100	01	1000	0001x1xxx	UNALLOCATED	-
1100	01	1000	001xxxxxxx	UNALLOCATED	-
1100	01	1000	01xxxxxxx	UNALLOCATED	-
1100	01	1000	1xxxxxxx	UNALLOCATED	-
1100	01	1001		UNALLOCATED	-
1100	01	101x		UNALLOCATED	-
1100	01	x1xx		UNALLOCATED	-
1100	1x			UNALLOCATED	-
1110				UNALLOCATED	-
11x1				UNALLOCATED	-
x0x1	0x	x0xx		Conversion between floating-point and fixed-point	-
x0x1	0x	x1xx	xxx000000	Conversion between floating-point and integer	-
x0x1	0x	x1xx	xxx100000	UNALLOCATED	-
x0x1	0x	x1xx	xxxx10000	Floating-point data-processing (1 source)	-
x0x1	0x	x1xx	xxxxx1000	Floating-point compare	-
x0x1	0x	x1xx	xxxxxx100	Floating-point immediate	-
x0x1	0x	x1xx	xxxxxxx01	Floating-point conditional compare	-
x0x1	0x	x1xx	xxxxxxx10	Floating-point data-processing (2 source)	-
x0x1	0x	x1xx	xxxxxxx11	Floating-point conditional select	-
x0x1	1x			Floating-point data-processing (3 source)	-

Cryptographic AES

The encodings in this section are decoded from [Data Processing -- Scalar Floating-Point and Advanced SIMD](#).

31	30	29	28	27	26	25	24	23	22	21	20	19	18	17	16	15	14	13	12	11	10	9	8	7	6	5	4	3	2	1	0	
0	1	0	0	1	1	1	0	size			1	0	1	0	0	opcode					1	0	Rn					Rd				

Decode fields		Instruction Details	Feature
size	opcode		
00	000xx	UNALLOCATED	-
00	00100	AESE	FEAT_AES
00	00101	AESD	FEAT_AES
00	00110	AESMC	FEAT_AES
00	00111	AESIMC	FEAT_AES
00	01xxx	UNALLOCATED	-
00	1xxxx	UNALLOCATED	-
!= 00		UNALLOCATED	-

Cryptographic three-register SHA

The encodings in this section are decoded from [Data Processing -- Scalar Floating-Point and Advanced SIMD](#).

31	30	29	28	27	26	25	24	23	22	21	20	19	18	17	16	15	14	13	12	11	10	9	8	7	6	5	4	3	2	1	0
0	1	0	1	1	1	1	0	size	0	Rm			0	opcode		0	0	Rn			Rd										

Decode fields size	opcode	Instruction Details	Feature
00	000	SHA1C	FEAT_SHA1
00	001	SHA1P	FEAT_SHA1
00	010	SHA1M	FEAT_SHA1
00	011	SHA1SU0	FEAT_SHA1
00	100	SHA256H	FEAT_SHA256
00	101	SHA256H2	FEAT_SHA256
00	110	SHA256SU1	FEAT_SHA256
00	111	UNALLOCATED	-
!= 00		UNALLOCATED	-

Cryptographic two-register SHA

The encodings in this section are decoded from [Data Processing -- Scalar Floating-Point and Advanced SIMD](#).

31	30	29	28	27	26	25	24	23	22	21	20	19	18	17	16	15	14	13	12	11	10	9	8	7	6	5	4	3	2	1	0
0	1	0	1	1	1	1	0	size	1	0	1	0	0	opcode				1	0	Rn				Rd							

Decode fields size	opcode	Instruction Details	Feature
00	00000	SHA1H	FEAT_SHA1
00	00001	SHA1SU1	FEAT_SHA1
00	00010	SHA256SU0	FEAT_SHA256
00	00011	UNALLOCATED	-
00	001xx	UNALLOCATED	-
00	01xxx	UNALLOCATED	-
00	1xxxx	UNALLOCATED	-
!= 00		UNALLOCATED	-

Advanced SIMD scalar copy

The encodings in this section are decoded from [Data Processing -- Scalar Floating-Point and Advanced SIMD](#).

31	30	29	28	27	26	25	24	23	22	21	20	19	18	17	16	15	14	13	12	11	10	9	8	7	6	5	4	3	2	1	0
0	1	op	1	1	1	1	0	0	0	0	imm5				0	imm4				1	Rn				Rd						

Decode fields op	imm4	Instruction Details	Feature
0	0000	DUP (element)	FEAT_AdvSIMD
0	!= 0000	UNALLOCATED	-
1		UNALLOCATED	-

Advanced SIMD scalar three same FP16

The encodings in this section are decoded from [Data Processing -- Scalar Floating-Point and Advanced SIMD](#).

31	30	29	28	27	26	25	24	23	22	21	20	19	18	17	16	15	14	13	12	11	10	9	8	7	6	5	4	3	2	1	0
0	1	U	1	1	1	1	0	a	1	0	Rm				0	0	opcode				1	Rn				Rd					

Decode fields U	a	opcode	Instruction Details	Feature
		00x	UNALLOCATED	-
	0	010	UNALLOCATED	-

Decode fields			Instruction Details	Feature
U	a	opcode		
0		101	UNALLOCATED	-
0	0	011	FMULX	FEAT_AdvSIMD && FEAT_FP16
0	0	100	FCMEQ (register)	FEAT_AdvSIMD && FEAT_FP16
0	0	110	UNALLOCATED	-
0	0	111	FRECPS	FEAT_AdvSIMD && FEAT_FP16
0	1	x10	UNALLOCATED	-
0	1	011	UNALLOCATED	-
0	1	100	UNALLOCATED	-
0	1	111	FRSQRTS	FEAT_AdvSIMD && FEAT_FP16
1		011	UNALLOCATED	-
1		11x	UNALLOCATED	-
1	0	100	FCMGE (register)	FEAT_AdvSIMD && FEAT_FP16
1	0	101	FACGE	FEAT_AdvSIMD && FEAT_FP16
1	1	010	FABD	FEAT_AdvSIMD && FEAT_FP16
1	1	100	FCMGT (register)	FEAT_AdvSIMD && FEAT_FP16
1	1	101	FACGT	FEAT_AdvSIMD && FEAT_FP16

Advanced SIMD scalar two-register miscellaneous FP16

The encodings in this section are decoded from [Data Processing -- Scalar Floating-Point and Advanced SIMD](#).

31	30	29	28	27	26	25	24	23	22	21	20	19	18	17	16	15	14	13	12	11	10	9	8	7	6	5	4	3	2	1	0
0	1	U	1	1	1	1	0	a	1	1	1	1	0	0	opcode				1	0	Rn				Rd						

Decode fields			Instruction Details	Feature
U	a	opcode		
		x0xxx	UNALLOCATED	-
		1100x	UNALLOCATED	-
	0	01xxx	UNALLOCATED	-
	1	010xx	UNALLOCATED	-
	1	11100	UNALLOCATED	-
0	0	11010	FCVTNS (vector)	FEAT_AdvSIMD && FEAT_FP16
0	0	11011	FCVTMS (vector)	FEAT_AdvSIMD && FEAT_FP16
0	0	11100	FCVTAS (vector)	FEAT_AdvSIMD && FEAT_FP16
0	0	11101	SCVTF (vector, integer)	FEAT_AdvSIMD && FEAT_FP16
0	0	1111x	UNALLOCATED	-
0	1	01100	FCMGT (zero)	FEAT_AdvSIMD && FEAT_FP16
0	1	01101	FCMEQ (zero)	FEAT_AdvSIMD && FEAT_FP16
0	1	01110	FCMLT (zero)	FEAT_AdvSIMD && FEAT_FP16
0	1	01111	UNALLOCATED	-
0	1	11010	FCVTPS (vector)	FEAT_AdvSIMD && FEAT_FP16
0	1	11011	FCVTZS (vector, integer)	FEAT_AdvSIMD && FEAT_FP16
0	1	11101	FRECPE	FEAT_AdvSIMD && FEAT_FP16
0	1	11110	UNALLOCATED	-
0	1	11111	FRECPX	FEAT_AdvSIMD && FEAT_FP16
1		1111x	UNALLOCATED	-
1	0	11010	FCVTNU (vector)	FEAT_AdvSIMD && FEAT_FP16
1	0	11011	FCVTMU (vector)	FEAT_AdvSIMD && FEAT_FP16
1	0	11100	FCVTAU (vector)	FEAT_AdvSIMD && FEAT_FP16

Decode fields			Instruction Details	Feature
U	a	opcode		
1	0	11101	UCVTF (vector, integer)	FEAT_AdvSIMD && FEAT_FP16
1	1	01100	FCMGE (zero)	FEAT_AdvSIMD && FEAT_FP16
1	1	01101	FCMLE (zero)	FEAT_AdvSIMD && FEAT_FP16
1	1	0111x	UNALLOCATED	-
1	1	11010	FCVTPU (vector)	FEAT_AdvSIMD && FEAT_FP16
1	1	11011	FCVTZU (vector, integer)	FEAT_AdvSIMD && FEAT_FP16
1	1	11101	FRSQRT	FEAT_AdvSIMD && FEAT_FP16

Advanced SIMD scalar three same extra

The encodings in this section are decoded from [Data Processing -- Scalar Floating-Point and Advanced SIMD](#).

31	30	29	28	27	26	25	24	23	22	21	20	19	18	17	16	15	14	13	12	11	10	9	8	7	6	5	4	3	2	1	0
0	1	U	1	1	1	1	0	size	0				Rm		1		opcode	1						Rn					Rd		

Decode fields		Instruction Details	Feature
U	opcode		
0		UNALLOCATED	-
1	0000	SQDMLAH (vector)	FEAT_RDM
1	0001	SQDMLSH (vector)	FEAT_RDM
1	001x	UNALLOCATED	-
1	01xx	UNALLOCATED	-
1	1xxx	UNALLOCATED	-

Advanced SIMD scalar two-register miscellaneous

The encodings in this section are decoded from [Data Processing -- Scalar Floating-Point and Advanced SIMD](#).

31	30	29	28	27	26	25	24	23	22	21	20	19	18	17	16	15	14	13	12	11	10	9	8	7	6	5	4	3	2	1	0
0	1	U	1	1	1	1	0	size	1	0	0	0	0				opcode		1	0				Rn					Rd		

Decode fields			Instruction Details	Feature
U	size	opcode		
		00x0x	UNALLOCATED	-
		1x000	UNALLOCATED	-
		10xx1	UNALLOCATED	-
		11001	UNALLOCATED	-
	0x	01xxx	UNALLOCATED	-
	0x	1111x	UNALLOCATED	-
	1x	01111	UNALLOCATED	-
	1x	11100	UNALLOCATED	-
	10	010x1	UNALLOCATED	-
	10	01000	UNALLOCATED	-
0		x0x10	UNALLOCATED	-
0		00011	SUQADD	FEAT_AdvSIMD
0		00111	SQABS	FEAT_AdvSIMD
0		10100	SQXTN, SQXTN2	FEAT_AdvSIMD
0	0x	11010	FCVTNS (vector)	FEAT_AdvSIMD
0	0x	11011	FCVTMS (vector)	FEAT_AdvSIMD
0	0x	11100	FCVTAS (vector)	FEAT_AdvSIMD

U	Decode fields size	opcode	Instruction Details	Feature
0	0x	11101	SCVTF (vector, integer)	FEAT_AdvSIMD
0	1x	01100	FCMGT (zero)	FEAT_AdvSIMD
0	1x	01101	FCMEQ (zero)	FEAT_AdvSIMD
0	1x	01110	FCMLT (zero)	FEAT_AdvSIMD
0	1x	11010	FCVTPS (vector)	FEAT_AdvSIMD
0	1x	11011	FCVTZS (vector, integer)	FEAT_AdvSIMD
0	1x	11101	FRECPE	FEAT_AdvSIMD
0	1x	11110	UNALLOCATED	-
0	1x	11111	FRECPX	FEAT_AdvSIMD
0	10	01010	UNALLOCATED	-
0	11	01000	CMGT (zero)	FEAT_AdvSIMD
0	11	01001	CMEQ (zero)	FEAT_AdvSIMD
0	11	01010	CMLT (zero)	FEAT_AdvSIMD
0	11	01011	ABS	FEAT_AdvSIMD
1		00x10	UNALLOCATED	-
1		00011	USQADD	FEAT_AdvSIMD
1		00111	SQNEG	FEAT_AdvSIMD
1		10010	SQXTUN, SQXTUN2	FEAT_AdvSIMD
1		10100	UQXTN, UQXTN2	FEAT_AdvSIMD
1	0x	11010	FCVTNU (vector)	FEAT_AdvSIMD
1	0x	11011	FCVTMU (vector)	FEAT_AdvSIMD
1	0x	11100	FCVTAU (vector)	FEAT_AdvSIMD
1	0x	11101	UCVTF (vector, integer)	FEAT_AdvSIMD
1	00	10110	UNALLOCATED	-
1	01	10110	FCVTXN, FCVTXN2	FEAT_AdvSIMD
1	1x	01x10	UNALLOCATED	-
1	1x	01100	FCMGE (zero)	FEAT_AdvSIMD
1	1x	01101	FCMLE (zero)	FEAT_AdvSIMD
1	1x	1x110	UNALLOCATED	-
1	1x	11010	FCVTPU (vector)	FEAT_AdvSIMD
1	1x	11011	FCVTZU (vector, integer)	FEAT_AdvSIMD
1	1x	11101	FRSQRT	FEAT_AdvSIMD
1	1x	11111	UNALLOCATED	-
1	11	01000	CMGE (zero)	FEAT_AdvSIMD
1	11	01001	CMLE (zero)	FEAT_AdvSIMD
1	11	01011	NEG (vector)	FEAT_AdvSIMD

Advanced SIMD scalar pairwise

The encodings in this section are decoded from [Data Processing -- Scalar Floating-Point and Advanced SIMD](#).

31	30	29	28	27	26	25	24	23	22	21	20	19	18	17	16	15	14	13	12	11	10	9	8	7	6	5	4	3	2	1	0
0	1	U	1	1	1	1	0	size	1	1	0	0	0	opcode			1		0	Rn					Rd						

U	Decode fields size	opcode	Instruction Details	Feature
		x0xxx	UNALLOCATED	-
		01110	UNALLOCATED	-
		111xx	UNALLOCATED	-

Decode fields			Instruction Details	Feature
U	size	opcode		
	10	01101	UNALLOCATED	-
0	x1	011x1	UNALLOCATED	-
0	x1	01100	UNALLOCATED	-
0	00	01100	FMAXNMP (scalar) — Half-precision	FEAT_AdvSIMD && FEAT_FP16
0	00	01101	FADDP (scalar) — Half-precision	FEAT_AdvSIMD && FEAT_FP16
0	00	01111	FMAXP (scalar) — Half-precision	FEAT_AdvSIMD && FEAT_FP16
0	10	01100	FMINNMP (scalar) — Half-precision	FEAT_AdvSIMD && FEAT_FP16
0	10	01111	FMINP (scalar) — Half-precision	FEAT_AdvSIMD && FEAT_FP16
0	11	x100x	UNALLOCATED	-
0	11	x1010	UNALLOCATED	-
0	11	01011	UNALLOCATED	-
0	11	11011	ADDP (scalar)	FEAT_AdvSIMD
0	!= 11	x10xx	UNALLOCATED	-
1		x10xx	UNALLOCATED	-
1	0x	01100	FMAXNMP (scalar) — Single-precision and double-precision	FEAT_AdvSIMD
1	0x	01101	FADDP (scalar) — Single-precision and double-precision	FEAT_AdvSIMD
1	0x	01111	FMAXP (scalar) — Single-precision and double-precision	FEAT_AdvSIMD
1	1x	01100	FMINNMP (scalar) — Single-precision and double-precision	FEAT_AdvSIMD
1	1x	01111	FMINP (scalar) — Single-precision and double-precision	FEAT_AdvSIMD
1	11	01101	UNALLOCATED	-

Advanced SIMD scalar three different

The encodings in this section are decoded from [Data Processing -- Scalar Floating-Point and Advanced SIMD](#).

31	30	29	28	27	26	25	24	23	22	21	20	19	18	17	16	15	14	13	12	11	10	9	8	7	6	5	4	3	2	1	0
0	1	U	1	1	1	1	0	size	1		Rm						opcode		0	0			Rn								Rd

Decode fields			Instruction Details	Feature
U	size	opcode		
0	0xxx		UNALLOCATED	-
0	1xx0		UNALLOCATED	-
0	1001		SQDMLAL, SQDMLAL2 (vector)	FEAT_AdvSIMD
0	1011		SQDMLSL, SQDMLSL2 (vector)	FEAT_AdvSIMD
0	1101		SQDMULL, SQDMULL2 (vector)	FEAT_AdvSIMD
0	1111		UNALLOCATED	-
1			UNALLOCATED	-

Advanced SIMD scalar three same

The encodings in this section are decoded from [Data Processing -- Scalar Floating-Point and Advanced SIMD](#).

31	30	29	28	27	26	25	24	23	22	21	20	19	18	17	16	15	14	13	12	11	10	9	8	7	6	5	4	3	2	1	0
0	1	U	1	1	1	1	0	size	1		Rm						opcode		1				Rn								Rd

Decode fields			Instruction Details	Feature
U	size	opcode		
		x0011	UNALLOCATED	-
		011x1	UNALLOCATED	-
		11001	UNALLOCATED	-

U	Decode fields size	opcode	Instruction Details	Feature
		11110	UNALLOCATED	-
	x0	0x1x0	UNALLOCATED	-
	x1	00100	UNALLOCATED	-
	x1	011x0	UNALLOCATED	-
	0x	xx0x0	UNALLOCATED	-
	0x	10x01	UNALLOCATED	-
	01	00110	UNALLOCATED	-
	1x	10010	UNALLOCATED	-
	1x	11000	UNALLOCATED	-
	10	0x0x0	UNALLOCATED	-
	10	10x0x	UNALLOCATED	-
	11	00000	UNALLOCATED	-
	11	00010	UNALLOCATED	-
	11	10101	UNALLOCATED	-
	!= 10	10100	UNALLOCATED	-
	!= 11	00111	UNALLOCATED	-
0		00001	SQADD	FEAT_AdvSIMD
0		00101	SQSUB	FEAT_AdvSIMD
0		01001	SQSHL (register)	FEAT_AdvSIMD
0		01011	SQRSHL	FEAT_AdvSIMD
0		10110	SQDMULH (vector)	FEAT_AdvSIMD
0		10111	UNALLOCATED	-
0		11101	UNALLOCATED	-
0	0x	11011	FMULX	FEAT_AdvSIMD
0	0x	11100	FCMEQ (register)	FEAT_AdvSIMD
0	0x	11111	FRECPS	FEAT_AdvSIMD
0	1x	11010	UNALLOCATED	-
0	1x	11011	UNALLOCATED	-
0	1x	11100	UNALLOCATED	-
0	1x	11111	FRSQRTS	FEAT_AdvSIMD
0	11	00110	CMGT (register)	FEAT_AdvSIMD
0	11	00111	CMGE (register)	FEAT_AdvSIMD
0	11	01000	SSHL	FEAT_AdvSIMD
0	11	01010	SRSHL	FEAT_AdvSIMD
0	11	10000	ADD (vector)	FEAT_AdvSIMD
0	11	10001	CMTST	FEAT_AdvSIMD
1		00001	UQADD	FEAT_AdvSIMD
1		00101	UQSUB	FEAT_AdvSIMD
1		01001	UQSHL (register)	FEAT_AdvSIMD
1		01011	UQRSHL	FEAT_AdvSIMD
1		1x111	UNALLOCATED	-
1		10110	SQRDMULH (vector)	FEAT_AdvSIMD
1		11011	UNALLOCATED	-
1	0x	11100	FCMGE (register)	FEAT_AdvSIMD
1	0x	11101	FACGE	FEAT_AdvSIMD
1	1x	11010	FABD	FEAT_AdvSIMD
1	1x	11100	FCMGT (register)	FEAT_AdvSIMD

U	Decode fields size	opcode	Instruction Details	Feature
1	1x	11101	FACGT	FEAT_AdvSIMD
1	11	00110	CMHI (register)	FEAT_AdvSIMD
1	11	00111	CMHS (register)	FEAT_AdvSIMD
1	11	01000	USHL	FEAT_AdvSIMD
1	11	01010	URSHL	FEAT_AdvSIMD
1	11	10000	SUB (vector)	FEAT_AdvSIMD
1	11	10001	CMEQ (register)	FEAT_AdvSIMD

Advanced SIMD scalar shift by immediate

The encodings in this section are decoded from [Data Processing -- Scalar Floating-Point and Advanced SIMD](#).

31	30	29	28	27	26	25	24	23	22	21	20	19	18	17	16	15	14	13	12	11	10	9	8	7	6	5	4	3	2	1	0
0	1	U	1	1	1	1	1	0	immh				immb			opcode					1	Rn					Rd				

U	Decode fields immh	opcode	Instruction Details	Feature
		0xxx1	UNALLOCATED	-
		101xx	UNALLOCATED	-
		11101	UNALLOCATED	-
	0xxx	x10x0	UNALLOCATED	-
	0xxx	00xx0	UNALLOCATED	-
	0xxx	110x1	UNALLOCATED	-
	0000	x1110	UNALLOCATED	-
	0000	1001x	UNALLOCATED	-
	0000	11100	UNALLOCATED	-
	0000	11111	UNALLOCATED	-
	1xxx	110xx	UNALLOCATED	-
	!= 0000	11110	UNALLOCATED	-
0		01100	UNALLOCATED	-
0		1000x	UNALLOCATED	-
0	1xxx	00000	SSHR	FEAT_AdvSIMD
0	1xxx	00010	SSRA	FEAT_AdvSIMD
0	1xxx	00100	SRSHR	FEAT_AdvSIMD
0	1xxx	00110	SRSRA	FEAT_AdvSIMD
0	1xxx	01000	UNALLOCATED	-
0	1xxx	01010	SHL	FEAT_AdvSIMD
0	!= 0000	01110	SQSHL (immediate)	FEAT_AdvSIMD
0	!= 0000	10010	SQSHRN, SQSHRN2	FEAT_AdvSIMD
0	!= 0000	10011	SQRSHRN, SQRSHRN2	FEAT_AdvSIMD
0	!= 0000	11100	SCVTF (vector, fixed-point)	FEAT_AdvSIMD
0	!= 0000	11111	FCVTZS (vector, fixed-point)	FEAT_AdvSIMD
1	0000	01100	UNALLOCATED	-
1	0000	1000x	UNALLOCATED	-
1	1xxx	00000	USHR	FEAT_AdvSIMD
1	1xxx	00010	USRA	FEAT_AdvSIMD
1	1xxx	00100	URSHR	FEAT_AdvSIMD
1	1xxx	00110	URSRA	FEAT_AdvSIMD
1	1xxx	01000	SRI	FEAT_AdvSIMD

Decode fields		Instruction Details		Feature
U	immh	opcode		
1	1xxx	01010	SLI	FEAT_AdvSIMD
1	!= 0000	01100	SQSHLU	FEAT_AdvSIMD
1	!= 0000	01110	UQSHL (immediate)	FEAT_AdvSIMD
1	!= 0000	10000	SQSHRUN, SQSHRUN2	FEAT_AdvSIMD
1	!= 0000	10001	SQRSHRUN, SQRSHRUN2	FEAT_AdvSIMD
1	!= 0000	10010	UQSHRN, UQSHRN2	FEAT_AdvSIMD
1	!= 0000	10011	UQRSHRN, UQRSHRN2	FEAT_AdvSIMD
1	!= 0000	11100	UCVTF (vector, fixed-point)	FEAT_AdvSIMD
1	!= 0000	11111	FCVTZU (vector, fixed-point)	FEAT_AdvSIMD

Advanced SIMD scalar x indexed element

The encodings in this section are decoded from [Data Processing -- Scalar Floating-Point and Advanced SIMD](#).

31	30	29	28	27	26	25	24	23	22	21	20	19	18	17	16	15	14	13	12	11	10	9	8	7	6	5	4	3	2	1	0
0	1	U	1	1	1	1	1	size	L	M		Rm			opcode			H	0		Rn			Rd							

Decode fields		Instruction Details		Feature
U	size	opcode		
	01	1001	UNALLOCATED	-
0		0xx0	UNALLOCATED	-
0		0011	SQDMLAL, SQDMLAL2 (by element)	FEAT_AdvSIMD
0		0111	SQDMLSL, SQDMLSL2 (by element)	FEAT_AdvSIMD
0		10x0	UNALLOCATED	-
0		1011	SQDMULL, SQDMULL2 (by element)	FEAT_AdvSIMD
0		1100	SQDMULH (by element)	FEAT_AdvSIMD
0		1101	SQDMLH (by element)	FEAT_AdvSIMD
0		111x	UNALLOCATED	-
0	00	0001	FMLA (by element) — Scalar, half-precision	FEAT_AdvSIMD && FEAT_FP16
0	00	0101	FMLS (by element) — Scalar, half-precision	FEAT_AdvSIMD && FEAT_FP16
0	00	1001	FMUL (by element) — Scalar, half-precision	FEAT_AdvSIMD && FEAT_FP16
0	01	0x01	UNALLOCATED	-
0	1x	0001	FMLA (by element) — Scalar, single-precision and double-precision	FEAT_AdvSIMD
0	1x	0101	FMLS (by element) — Scalar, single-precision and double-precision	FEAT_AdvSIMD
0	1x	1001	FMUL (by element) — Scalar, single-precision and double-precision	FEAT_AdvSIMD
1		0xxx	UNALLOCATED	-
1		1xx0	UNALLOCATED	-
1		1011	UNALLOCATED	-
1		1101	SQRDMLAH (by element)	FEAT_RDM
1		1111	SQRDMLSH (by element)	FEAT_RDM
1	00	1001	FMULX (by element) — Scalar, half-precision	FEAT_AdvSIMD && FEAT_FP16
1	1x	1001	FMULX (by element) — Scalar, single-precision and double-precision	FEAT_AdvSIMD

Advanced SIMD table lookup

The encodings in this section are decoded from [Data Processing -- Scalar Floating-Point and Advanced SIMD](#).

31	30	29	28	27	26	25	24	23	22	21	20	19	18	17	16	15	14	13	12	11	10	9	8	7	6	5	4	3	2	1	0
0	Q	0	0	1	1	1	0	op2	0	Rm			0	len	op	0	0	Rn			Rd										

Decode fields				Instruction Details	Feature
Q	op2	len	op		
	00	00	0	TBL — Single register table	FEAT_AdvSIMD
	00	00	1	TBX — Single register table	FEAT_AdvSIMD
	00	01	0	TBL — Two register table	FEAT_AdvSIMD
	00	01	1	TBX — Two register table	FEAT_AdvSIMD
	00	10	0	TBL — Three register table	FEAT_AdvSIMD
	00	10	1	TBX — Three register table	FEAT_AdvSIMD
	00	11	0	TBL — Four register table	FEAT_AdvSIMD
	00	11	1	TBX — Four register table	FEAT_AdvSIMD
0	!= 00			UNALLOCATED	-
1	01		1	LUTI4 — Halfword	FEAT_AdvSIMD && FEAT_LUT
1	01	×0	0	UNALLOCATED	-
1	01	×1	0	LUTI4 — Byte	FEAT_AdvSIMD && FEAT_LUT
1	10		0	UNALLOCATED	-
1	10		1	LUTI2 — Byte	FEAT_AdvSIMD && FEAT_LUT
1	11			LUTI2 — Halfword	FEAT_AdvSIMD && FEAT_LUT

Advanced SIMD permute

The encodings in this section are decoded from [Data Processing -- Scalar Floating-Point and Advanced SIMD](#).

31	30	29	28	27	26	25	24	23	22	21	20	19	18	17	16	15	14	13	12	11	10	9	8	7	6	5	4	3	2	1	0
0	Q	0	0	1	1	1	0	size	0		Rm	0	opcode	1	0		Rn														

Decode fields opcode	Instruction Details	Feature
×00	UNALLOCATED	-
001	UZP1	FEAT_AdvSIMD
010	TRN1	FEAT_AdvSIMD
011	ZIP1	FEAT_AdvSIMD
101	UZP2	FEAT_AdvSIMD
110	TRN2	FEAT_AdvSIMD
111	ZIP2	FEAT_AdvSIMD

Advanced SIMD extract

The encodings in this section are decoded from [Data Processing -- Scalar Floating-Point and Advanced SIMD](#).

31	30	29	28	27	26	25	24	23	22	21	20	19	18	17	16	15	14	13	12	11	10	9	8	7	6	5	4	3	2	1	0
0	Q	1	0	1	1	1	0	op2	0		Rm	0	imm4	0		Rn															

Decode fields op2	Instruction Details	Feature
00	EXT	FEAT_AdvSIMD
!= 00	UNALLOCATED	-

Advanced SIMD copy

The encodings in this section are decoded from [Data Processing -- Scalar Floating-Point and Advanced SIMD](#).

31	30	29	28	27	26	25	24	23	22	21	20	19	18	17	16	15	14	13	12	11	10	9	8	7	6	5	4	3	2	1	0
0	Q	op	0	1	1	1	0	0	0	0		imm5	0	imm4	1		Rn														

Decode fields				Instruction Details	Feature
Q	op	imm5	imm4		
	0		0000	DUP (element)	FEAT_AdvSIMD
	0		0001	DUP (general)	FEAT_AdvSIMD
	0		01x0	UNALLOCATED	-
	0		1xxx	UNALLOCATED	-
0	0		001x	UNALLOCATED	-
0	0		0101	SMOV — 32-bit	FEAT_AdvSIMD
0	0		0111	UMOV — 32-bit	FEAT_AdvSIMD
0	1			UNALLOCATED	-
1	0		0010	UNALLOCATED	-
1	0		0011	INS (general)	FEAT_AdvSIMD
1	0		0101	SMOV — 64-bit	FEAT_AdvSIMD
1	0	x0xxx	0111	UNALLOCATED	-
1	0	x1000	0111	UMOV — 64-bit	FEAT_AdvSIMD
1	0	x1001	0111	UNALLOCATED	-
1	0	x101x	0111	UNALLOCATED	-
1	0	x11xx	0111	UNALLOCATED	-
1	1			INS (element)	FEAT_AdvSIMD

Advanced SIMD three same (FP16)

The encodings in this section are decoded from [Data Processing -- Scalar Floating-Point and Advanced SIMD](#).

31	30	29	28	27	26	25	24	23	22	21	20	19	18	17	16	15	14	13	12	11	10	9	8	7	6	5	4	3	2	1	0
0	Q	U	0	1	1	1	0	a	1	0	Rm				0	0	opcode		1	Rn				Rd							

Decode fields			Instruction Details	Feature
U	a	opcode		
0	0	000	FMAXNM (vector)	FEAT_AdvSIMD && FEAT_FP16
0	0	001	FMLA (vector)	FEAT_AdvSIMD && FEAT_FP16
0	0	010	FADD (vector)	FEAT_AdvSIMD && FEAT_FP16
0	0	011	FMULX	FEAT_AdvSIMD && FEAT_FP16
0	0	100	FCMEQ (register)	FEAT_AdvSIMD && FEAT_FP16
0	0	101	UNALLOCATED	-
0	0	110	FMAX (vector)	FEAT_AdvSIMD && FEAT_FP16
0	0	111	FRECPS	FEAT_AdvSIMD && FEAT_FP16
0	1	000	FMINNM (vector)	FEAT_AdvSIMD && FEAT_FP16
0	1	001	FMLS (vector)	FEAT_AdvSIMD && FEAT_FP16
0	1	010	FSUB (vector)	FEAT_AdvSIMD && FEAT_FP16
0	1	011	FAMAX	FEAT_AdvSIMD && FEAT_FAMINMAX
0	1	10x	UNALLOCATED	-
0	1	110	FMIN (vector)	FEAT_AdvSIMD && FEAT_FP16
0	1	111	FRSQRTS	FEAT_AdvSIMD && FEAT_FP16
1		001	UNALLOCATED	-
1	0	000	FMAXNMP (vector)	FEAT_AdvSIMD && FEAT_FP16
1	0	010	FADDP (vector)	FEAT_AdvSIMD && FEAT_FP16
1	0	011	FMUL (vector)	FEAT_AdvSIMD && FEAT_FP16
1	0	100	FCMGE (register)	FEAT_AdvSIMD && FEAT_FP16
1	0	101	FACGE	FEAT_AdvSIMD && FEAT_FP16
1	0	110	FMAXP (vector)	FEAT_AdvSIMD && FEAT_FP16

Decode fields			Instruction Details	Feature
U	a	opcode		
1	0	111	FDIV (vector)	FEAT_AdvSIMD && FEAT_FP16
1	1	000	FMINNMP (vector)	FEAT_AdvSIMD && FEAT_FP16
1	1	010	FABD	FEAT_AdvSIMD && FEAT_FP16
1	1	011	FAMIN	FEAT_AdvSIMD && FEAT_FAMINMAX
1	1	100	FCMGT (register)	FEAT_AdvSIMD && FEAT_FP16
1	1	101	FACGT	FEAT_AdvSIMD && FEAT_FP16
1	1	110	FMINP (vector)	FEAT_AdvSIMD && FEAT_FP16
1	1	111	FSCALE	FEAT_FP8

Advanced SIMD two-register miscellaneous (FP16)

The encodings in this section are decoded from [Data Processing -- Scalar Floating-Point and Advanced SIMD](#).

31	30	29	28	27	26	25	24	23	22	21	20	19	18	17	16	15	14	13	12	11	10	9	8	7	6	5	4	3	2	1	0
0	Q	U	0	1	1	1	0	a	1	1	1	1	0	0	opcode				1	0	Rn				Rd						

Decode fields			Instruction Details	Feature
U	a	opcode		
		x0xxx	UNALLOCATED	-
	0	01xxx	UNALLOCATED	-
	0	1111x	UNALLOCATED	-
	1	010xx	UNALLOCATED	-
	1	11100	UNALLOCATED	-
0	0	11000	FRINTN (vector)	FEAT_AdvSIMD && FEAT_FP16
0	0	11001	FRINTM (vector)	FEAT_AdvSIMD && FEAT_FP16
0	0	11010	FCVTNS (vector)	FEAT_AdvSIMD && FEAT_FP16
0	0	11011	FCVTMS (vector)	FEAT_AdvSIMD && FEAT_FP16
0	0	11100	FCVTAS (vector)	FEAT_AdvSIMD && FEAT_FP16
0	0	11101	SCVTF (vector, integer)	FEAT_AdvSIMD && FEAT_FP16
0	1	01100	FCMGT (zero)	FEAT_AdvSIMD && FEAT_FP16
0	1	01101	FCMEQ (zero)	FEAT_AdvSIMD && FEAT_FP16
0	1	01110	FCMLT (zero)	FEAT_AdvSIMD && FEAT_FP16
0	1	01111	FABS (vector)	FEAT_AdvSIMD && FEAT_FP16
0	1	11000	FRINTP (vector)	FEAT_AdvSIMD && FEAT_FP16
0	1	11001	FRINTZ (vector)	FEAT_AdvSIMD && FEAT_FP16
0	1	11010	FCVTPS (vector)	FEAT_AdvSIMD && FEAT_FP16
0	1	11011	FCVTZS (vector, integer)	FEAT_AdvSIMD && FEAT_FP16
0	1	11101	FRECPE	FEAT_AdvSIMD && FEAT_FP16
0	1	1111x	UNALLOCATED	-
1	0	11000	FRINTA (vector)	FEAT_AdvSIMD && FEAT_FP16
1	0	11001	FRINTX (vector)	FEAT_AdvSIMD && FEAT_FP16
1	0	11010	FCVTNU (vector)	FEAT_AdvSIMD && FEAT_FP16
1	0	11011	FCVTMU (vector)	FEAT_AdvSIMD && FEAT_FP16
1	0	11100	FCVTAU (vector)	FEAT_AdvSIMD && FEAT_FP16
1	0	11101	UCVTF (vector, integer)	FEAT_AdvSIMD && FEAT_FP16
1	1	x1110	UNALLOCATED	-
1	1	01100	FCMGE (zero)	FEAT_AdvSIMD && FEAT_FP16
1	1	01101	FCMLE (zero)	FEAT_AdvSIMD && FEAT_FP16
1	1	01111	FNEG (vector)	FEAT_AdvSIMD && FEAT_FP16

Decode fields			Instruction Details	Feature
U	a	opcode		
1	1	11000	UNALLOCATED	-
1	1	11001	FRINTI (vector)	FEAT_AdvSIMD && FEAT_FP16
1	1	11010	FCVTPU (vector)	FEAT_AdvSIMD && FEAT_FP16
1	1	11011	FCVTZU (vector, integer)	FEAT_AdvSIMD && FEAT_FP16
1	1	11101	FRSQRT	FEAT_AdvSIMD && FEAT_FP16
1	1	11111	FSQRT (vector)	FEAT_AdvSIMD && FEAT_FP16

Advanced SIMD three-register extension

The encodings in this section are decoded from [Data Processing -- Scalar Floating-Point and Advanced SIMD](#).

31	30	29	28	27	26	25	24	23	22	21	20	19	18	17	16	15	14	13	12	11	10	9	8	7	6	5	4	3	2	1	0
0	Q	U	0	1	1	1	0	size	0		Rm		1		opcode	1		Rn													

Decode fields				Instruction Details	Feature
Q	U	size	opcode		
	0		0000	UNALLOCATED	-
	0		0010	SDOT (vector)	FEAT_DotProd
	0	0x	1010	UNALLOCATED	-
	0	0x	1100	UNALLOCATED	-
	0	00	1110	FCVTN, FCVTN2 (single-precision to 8-bit floating-point)	FEAT_FP8
	0	00	1111	FDOT (8-bit floating-point to single-precision, vector)	FEAT_FP8DOT4
	0	01	1110	FCVTN (half-precision to 8-bit floating-point)	FEAT_FP8
	0	01	1111	FDOT (8-bit floating-point to half-precision, vector)	FEAT_FP8DOT2
	0	10	0001	UNALLOCATED	-
	0	10	0011	USDOT (vector)	FEAT_I8MM
	0	10	1xx0	UNALLOCATED	-
	0	10	1x11	UNALLOCATED	-
	0	10	1001	UNALLOCATED	-
	0	11	1xx0	UNALLOCATED	-
	0	!= 10	x0x1	UNALLOCATED	-
	1		0000	SQRDMLAH (vector)	FEAT_RDM
	1		0001	SQRDMLSH (vector)	FEAT_RDM
	1		0010	UDOT (vector)	FEAT_DotProd
	1		0011	UNALLOCATED	-
	1		10xx	FCMLA	FEAT_FCMA
	1		11x0	FCADD	FEAT_FCMA
	1	x0	1111	UNALLOCATED	-
	1	01	1111	BFDOT (vector)	FEAT_BF16
	1	11	1111	BFMLALB, BFMLALT (vector)	FEAT_BF16
0			01xx	UNALLOCATED	-
0			1101	UNALLOCATED	-
0	0	00	1000	FMLALLBB, FMLALLBT, FMLALLTB, FMLALLTT (vector) — FMLALLBB	FEAT_FP8FMA
0	0	01	1000	FMLALLBB, FMLALLBT, FMLALLTB, FMLALLTT (vector) — FMLALLBT	FEAT_FP8FMA
0	0	11	1111	FMLALB, FMLALT (vector) — FMLALB	FEAT_FP8FMA
1		10	011x	UNALLOCATED	-
1		!= 10	01xx	UNALLOCATED	-
1	0	00	1000	FMLALLBB, FMLALLBT, FMLALLTB, FMLALLTT (vector) — FMLALLTB	FEAT_FP8FMA
1	0	01	1000	FMLALLBB, FMLALLBT, FMLALLTB, FMLALLTT (vector) — FMLALLTT	FEAT_FP8FMA

Decode fields				Instruction Details	Feature
Q	U	size	opcode		
1	0	10	0100	SMMLA (vector)	FEAT_I8MM
1	0	10	0101	USMMLA (vector)	FEAT_I8MM
1	0	11	1101	UNALLOCATED	-
1	0	11	1111	FMLALB, FMLALT (vector) — FMLALT	FEAT_FP8FMA
1	0	!= 11	1101	UNALLOCATED	-
1	1	00	1101	FMMLA (widening, 8-bit floating-point to half-precision)	FEAT_F8F16MM
1	1	01	1101	BFMMLA (widening)	FEAT_BF16
1	1	10	0100	UMMLA (vector)	FEAT_I8MM
1	1	10	0101	UNALLOCATED	-
1	1	10	1101	FMMLA (widening, 8-bit floating-point to single-precision)	FEAT_F8F32MM
1	1	11	1101	UNALLOCATED	-

Advanced SIMD two-register miscellaneous

The encodings in this section are decoded from [Data Processing -- Scalar Floating-Point and Advanced SIMD](#).

31	30	29	28	27	26	25	24	23	22	21	20	19	18	17	16	15	14	13	12	11	10	9	8	7	6	5	4	3	2	1	0
0	Q	U	0	1	1	1	0	size		1	0	0	0	0	opcode				1		0	Rn				Rd					

Decode fields			Instruction Details	Feature
U	size	opcode		
		1000x	UNALLOCATED	-
		10101	UNALLOCATED	-
	0x	011xx	UNALLOCATED	-
	10	11110	UNALLOCATED	-
	11	1x110	UNALLOCATED	-
0		00000	REV64	FEAT_AdvSIMD
0		00001	REV16 (vector)	FEAT_AdvSIMD
0		00010	SADDLP	FEAT_AdvSIMD
0		00011	SUQADD	FEAT_AdvSIMD
0		00100	CLS (vector)	FEAT_AdvSIMD
0		00101	CNT	FEAT_AdvSIMD
0		00110	SADALP	FEAT_AdvSIMD
0		00111	SQABS	FEAT_AdvSIMD
0		01000	CMGT (zero)	FEAT_AdvSIMD
0		01001	CMEQ (zero)	FEAT_AdvSIMD
0		01010	CMLT (zero)	FEAT_AdvSIMD
0		01011	ABS	FEAT_AdvSIMD
0		10010	XTN, XTN2	FEAT_AdvSIMD
0		10011	UNALLOCATED	-
0		10100	SQXTN, SQXTN2	FEAT_AdvSIMD
0	0x	10110	FCVTN, FCVTN2 (double to single-precision, single to half-precision)	FEAT_AdvSIMD
0	0x	10111	FCVTL, FCVTL2	FEAT_AdvSIMD
0	0x	11000	FRINTN (vector)	FEAT_AdvSIMD
0	0x	11001	FRINTM (vector)	FEAT_AdvSIMD
0	0x	11010	FCVTNS (vector)	FEAT_AdvSIMD
0	0x	11011	FCVTMS (vector)	FEAT_AdvSIMD
0	0x	11100	FCVTAS (vector)	FEAT_AdvSIMD
0	0x	11101	SCVTF (vector, integer)	FEAT_AdvSIMD

Decode fields			Instruction Details	Feature
U	size	opcode		
0	0x	11110	FRINT32Z (vector)	FEAT_FRINTTS
0	0x	11111	FRINT64Z (vector)	FEAT_FRINTTS
0	1x	01100	FCMGT (zero)	FEAT_AdvSIMD
0	1x	01101	FCMEQ (zero)	FEAT_AdvSIMD
0	1x	01110	FCMLT (zero)	FEAT_AdvSIMD
0	1x	01111	FABS (vector)	FEAT_AdvSIMD
0	1x	1x111	UNALLOCATED	-
0	1x	11000	FRINTP (vector)	FEAT_AdvSIMD
0	1x	11001	FRINTZ (vector)	FEAT_AdvSIMD
0	1x	11010	FCVTPS (vector)	FEAT_AdvSIMD
0	1x	11011	FCVTZS (vector, integer)	FEAT_AdvSIMD
0	1x	11100	URECPE	FEAT_AdvSIMD
0	1x	11101	FRECPE	FEAT_AdvSIMD
0	10	10110	BFCVTN, BFCVTN2	FEAT_BF16
1		00000	REV32 (vector)	FEAT_AdvSIMD
1		00010	UADDLP	FEAT_AdvSIMD
1		00011	USQADD	FEAT_AdvSIMD
1		00100	CLZ (vector)	FEAT_AdvSIMD
1		00110	UADALP	FEAT_AdvSIMD
1		00111	SQNEG	FEAT_AdvSIMD
1		01000	CMGE (zero)	FEAT_AdvSIMD
1		01001	CMLE (zero)	FEAT_AdvSIMD
1		01010	UNALLOCATED	-
1		01011	NEG (vector)	FEAT_AdvSIMD
1		10010	SQXTUN, SQXTUN2	FEAT_AdvSIMD
1		10011	SHLL, SHLL2	FEAT_AdvSIMD
1		10100	UQXTN, UQXTN2	FEAT_AdvSIMD
1	x0	10110	UNALLOCATED	-
1	0x	00001	UNALLOCATED	-
1	0x	11000	FRINTA (vector)	FEAT_AdvSIMD
1	0x	11001	FRINTX (vector)	FEAT_AdvSIMD
1	0x	11010	FCVTNU (vector)	FEAT_AdvSIMD
1	0x	11011	FCVTMU (vector)	FEAT_AdvSIMD
1	0x	11100	FCVTAU (vector)	FEAT_AdvSIMD
1	0x	11101	UCVTF (vector, integer)	FEAT_AdvSIMD
1	0x	11110	FRINT32X (vector)	FEAT_FRINTTS
1	0x	11111	FRINT64X (vector)	FEAT_FRINTTS
1	00	00101	NOT	FEAT_AdvSIMD
1	00	10111	F1CVTL, F1CVTL2, F2CVTL, F2CVTL2 — F1CVTL{2}	FEAT_FP8
1	01	00101	RBIT (vector)	FEAT_AdvSIMD
1	01	10110	FCVTXN, FCVTXN2	FEAT_AdvSIMD
1	01	10111	F1CVTL, F1CVTL2, F2CVTL, F2CVTL2 — F2CVTL{2}	FEAT_FP8
1	1x	00x01	UNALLOCATED	-
1	1x	01100	FCMGE (zero)	FEAT_AdvSIMD
1	1x	01101	FCMLE (zero)	FEAT_AdvSIMD
1	1x	01110	UNALLOCATED	-
1	1x	01111	FNEG (vector)	FEAT_AdvSIMD

Decode fields			Instruction Details	Feature
U	size	opcode		
1	1x	11000	UNALLOCATED	-
1	1x	11001	FRINTI (vector)	FEAT_AdvSIMD
1	1x	11010	FCVTPU (vector)	FEAT_AdvSIMD
1	1x	11011	FCVTZU (vector, integer)	FEAT_AdvSIMD
1	1x	11100	URSQRTE	FEAT_AdvSIMD
1	1x	11101	FRSQRTE	FEAT_AdvSIMD
1	1x	11111	FSQRT (vector)	FEAT_AdvSIMD
1	10	10111	BF1CVTL, BF1CVTL2, BF2CVTL, BF2CVTL2 — BF1CVTL{2}	FEAT_FP8
1	11	10111	BF1CVTL, BF1CVTL2, BF2CVTL, BF2CVTL2 — BF2CVTL{2}	FEAT_FP8

Advanced SIMD across lanes

The encodings in this section are decoded from [Data Processing -- Scalar Floating-Point and Advanced SIMD](#).

31	30	29	28	27	26	25	24	23	22	21	20	19	18	17	16	15	14	13	12	11	10	9	8	7	6	5	4	3	2	1	0
0	Q	U	0	1	1	1	0	size	1	1	0	0	0	opcode				1	0	Rn				Rd							

Decode fields			Instruction Details	Feature
Q	U	size		
			x100x	UNALLOCATED
			000x0	UNALLOCATED
			00001	UNALLOCATED
			01011	UNALLOCATED
			100xx	UNALLOCATED
		x0	001xx	UNALLOCATED
		x0	01101	UNALLOCATED
		x0	101xx	UNALLOCATED
		x0	111xx	UNALLOCATED
		x1	xx1xx	UNALLOCATED
	0		00011	SADDLV
	0		01010	SMAXV
	0		11010	SMINV
	0		11011	ADDV
	0	x0	01110	UNALLOCATED
	0	00	01100	FMAXNMV — Half-precision
	0	00	01111	FMAXV — Half-precision
	0	10	01100	FMINNMV — Half-precision
	0	10	01111	FMINV — Half-precision
	1		00011	UADDLV
	1		01010	UMAXV
	1		11010	UMINV
	1		11011	UNALLOCATED
0	1	x0	011x0	UNALLOCATED
0	1	x0	01111	UNALLOCATED
1	1	x0	01110	UNALLOCATED
1	1	00	01100	FMAXNMV — Single-precision
1	1	00	01111	FMAXV — Single-precision
1	1	10	01100	FMINNMV — Single-precision
1	1	10	01111	FMINV — Single-precision

Advanced SIMD three different

The encodings in this section are decoded from [Data Processing -- Scalar Floating-Point and Advanced SIMD](#).

31	30	29	28	27	26	25	24	23	22	21	20	19	18	17	16	15	14	13	12	11	10	9	8	7	6	5	4	3	2	1	0
0	Q	U	0	1	1	1	0	size	1	Rm			opcode			0	0	Rn			Rd										

Decode fields		Instruction Details		Feature
U	opcode			
0	0000	SADDL, SADDL2		FEAT_AdvSIMD
0	0001	SADDW, SADDW2		FEAT_AdvSIMD
0	0010	SSUBL, SSUBL2		FEAT_AdvSIMD
0	0011	SSUBW, SSUBW2		FEAT_AdvSIMD
0	0100	ADDHN, ADDHN2		FEAT_AdvSIMD
0	0101	SABAL, SABAL2		FEAT_AdvSIMD
0	0110	SUBHN, SUBHN2		FEAT_AdvSIMD
0	0111	SABDL, SABDL2		FEAT_AdvSIMD
0	1000	SMLAL, SMLAL2 (vector)		FEAT_AdvSIMD
0	1001	SQDMLAL, SQDMLAL2 (vector)		FEAT_AdvSIMD
0	1010	SMLSL, SMLSL2 (vector)		FEAT_AdvSIMD
0	1011	SQDMLSL, SQDMLSL2 (vector)		FEAT_AdvSIMD
0	1100	SMULL, SMULL2 (vector)		FEAT_AdvSIMD
0	1101	SQDMULL, SQDMULL2 (vector)		FEAT_AdvSIMD
0	1110	PMULL, PMULL2		FEAT_AdvSIMD
0	1111	UNALLOCATED		-
1	0000	UADDL, UADDL2		FEAT_AdvSIMD
1	0001	UADDW, UADDW2		FEAT_AdvSIMD
1	0010	USUBL, USUBL2		FEAT_AdvSIMD
1	0011	USUBW, USUBW2		FEAT_AdvSIMD
1	0100	RADDHN, RADDHN2		FEAT_AdvSIMD
1	0101	UABAL, UABAL2		FEAT_AdvSIMD
1	0110	RSUBHN, RSUBHN2		FEAT_AdvSIMD
1	0111	UABDL, UABDL2		FEAT_AdvSIMD
1	1xx1	UNALLOCATED		-
1	1000	UMLAL, UMLAL2 (vector)		FEAT_AdvSIMD
1	1010	UMLSL, UMLSL2 (vector)		FEAT_AdvSIMD
1	1100	UMULL, UMULL2 (vector)		FEAT_AdvSIMD
1	1110	UNALLOCATED		-

Advanced SIMD three same

The encodings in this section are decoded from [Data Processing -- Scalar Floating-Point and Advanced SIMD](#).

31	30	29	28	27	26	25	24	23	22	21	20	19	18	17	16	15	14	13	12	11	10	9	8	7	6	5	4	3	2	1	0
0	Q	U	0	1	1	1	0	size	1	Rm			opcode			1	Rn			Rd											

Decode fields		Instruction Details		Feature
U	size	opcode		
0		00000	SHADD	FEAT_AdvSIMD
0		00001	SQADD	FEAT_AdvSIMD
0		00010	SRHADD	FEAT_AdvSIMD
0		00100	SHSUB	FEAT_AdvSIMD
0		00101	SQSUB	FEAT_AdvSIMD

Decode fields			Instruction Details	Feature
U	size	opcode		
0		00110	CMGT (register)	FEAT_AdvSIMD
0		00111	CMGE (register)	FEAT_AdvSIMD
0		01000	SSHL	FEAT_AdvSIMD
0		01001	SQSHL (register)	FEAT_AdvSIMD
0		01010	SRSHL	FEAT_AdvSIMD
0		01011	SQRSHL	FEAT_AdvSIMD
0		01100	SMAX	FEAT_AdvSIMD
0		01101	SMIN	FEAT_AdvSIMD
0		01110	SABD	FEAT_AdvSIMD
0		01111	SABA	FEAT_AdvSIMD
0		10000	ADD (vector)	FEAT_AdvSIMD
0		10001	CMTST	FEAT_AdvSIMD
0		10010	MLA (vector)	FEAT_AdvSIMD
0		10011	MUL (vector)	FEAT_AdvSIMD
0		10100	SMAXP	FEAT_AdvSIMD
0		10101	SMINP	FEAT_AdvSIMD
0		10110	SQDMULH (vector)	FEAT_AdvSIMD
0		10111	ADDP (vector)	FEAT_AdvSIMD
0	x1	11101	UNALLOCATED	-
0	0x	11000	FMAXNM (vector)	FEAT_AdvSIMD
0	0x	11001	FMLA (vector)	FEAT_AdvSIMD
0	0x	11010	FADD (vector)	FEAT_AdvSIMD
0	0x	11011	FMULX	FEAT_AdvSIMD
0	0x	11100	FCMEQ (register)	FEAT_AdvSIMD
0	0x	11110	FMAX (vector)	FEAT_AdvSIMD
0	0x	11111	FRECPS	FEAT_AdvSIMD
0	00	00011	AND (vector)	FEAT_AdvSIMD
0	00	11101	FMLAL, FMLAL2 (vector) — FMLAL	FEAT_FHM
0	01	00011	BIC (vector, register)	FEAT_AdvSIMD
0	1x	11000	FMINNM (vector)	FEAT_AdvSIMD
0	1x	11001	FMLS (vector)	FEAT_AdvSIMD
0	1x	11010	FSUB (vector)	FEAT_AdvSIMD
0	1x	11011	FAMAX	FEAT_AdvSIMD && FEAT_FAMINMAX
0	1x	11100	UNALLOCATED	-
0	1x	11110	FMIN (vector)	FEAT_AdvSIMD
0	1x	11111	FRSQRTS	FEAT_AdvSIMD
0	10	00011	ORR (vector, register)	FEAT_AdvSIMD
0	10	11101	FMLS, FMLS2 (vector) — FMLS	FEAT_FHM
0	11	00011	ORN (vector)	FEAT_AdvSIMD
1		00000	UHADD	FEAT_AdvSIMD
1		00001	UQADD	FEAT_AdvSIMD
1		00010	URHADD	FEAT_AdvSIMD
1		00100	UHSUB	FEAT_AdvSIMD
1		00101	UQSUB	FEAT_AdvSIMD
1		00110	CMHI (register)	FEAT_AdvSIMD
1		00111	CMHS (register)	FEAT_AdvSIMD
1		01000	USHL	FEAT_AdvSIMD

Decode fields			Instruction Details	Feature
U	size	opcode		
1		01001	UQSHL (register)	FEAT_AdvSIMD
1		01010	URSHL	FEAT_AdvSIMD
1		01011	UQRSHL	FEAT_AdvSIMD
1		01100	UMAX	FEAT_AdvSIMD
1		01101	UMIN	FEAT_AdvSIMD
1		01110	UABD	FEAT_AdvSIMD
1		01111	UABA	FEAT_AdvSIMD
1		10000	SUB (vector)	FEAT_AdvSIMD
1		10001	CMEQ (register)	FEAT_AdvSIMD
1		10010	MLS (vector)	FEAT_AdvSIMD
1		10011	PMUL	FEAT_AdvSIMD
1		10100	UMAXP	FEAT_AdvSIMD
1		10101	UMINP	FEAT_AdvSIMD
1		10110	SQRDMULH (vector)	FEAT_AdvSIMD
1		10111	UNALLOCATED	-
1	x1	11001	UNALLOCATED	-
1	0x	11000	FMAXNMP (vector)	FEAT_AdvSIMD
1	0x	11010	FADDP (vector)	FEAT_AdvSIMD
1	0x	11011	FMUL (vector)	FEAT_AdvSIMD
1	0x	11100	FCMGE (register)	FEAT_AdvSIMD
1	0x	11101	FACGE	FEAT_AdvSIMD
1	0x	11110	FMAXP (vector)	FEAT_AdvSIMD
1	0x	11111	FDIV (vector)	FEAT_AdvSIMD
1	00	00011	EOR (vector)	FEAT_AdvSIMD
1	00	11001	FMLAL, FMLAL2 (vector) — FMLAL2	FEAT_FHM
1	01	00011	BSL	FEAT_AdvSIMD
1	1x	11000	FMINNMP (vector)	FEAT_AdvSIMD
1	1x	11010	FABD	FEAT_AdvSIMD
1	1x	11011	FAMIN	FEAT_AdvSIMD && FEAT_FAMINMAX
1	1x	11100	FCMGT (register)	FEAT_AdvSIMD
1	1x	11101	FACGT	FEAT_AdvSIMD
1	1x	11110	FMINP (vector)	FEAT_AdvSIMD
1	1x	11111	FSCALE	FEAT_FP8
1	10	00011	BIT	FEAT_AdvSIMD
1	10	11001	FMLS, FMLS2 (vector) — FMLS2	FEAT_FHM
1	11	00011	BIF	FEAT_AdvSIMD

Advanced SIMD modified immediate

The encodings in this section are decoded from [Data Processing -- Scalar Floating-Point and Advanced SIMD](#).

31	30	29	28	27	26	25	24	23	22	21	20	19	18	17	16	15	14	13	12	11	10	9	8	7	6	5	4	3	2	1	0
0	Q	op	0	1	1	1	1	0	0	0	0	a	b	c	cmode				o2	1	d	e	f	g	h	Rd					

Decode fields				Instruction Details	Feature
Q	op	cmode	o2		
	0	0xx0	0	MOVI — 32-bit shifted immediate	FEAT_AdvSIMD
	0	0xx1	0	ORR (vector, immediate) — 32-bit	FEAT_AdvSIMD
	0	10x0	0	MOVI — 16-bit shifted immediate	FEAT_AdvSIMD

Q	Decode fields			Instruction Details	Feature
	op	cmode	o2		
	0	10x1	0	ORR (vector, immediate) — 16-bit	FEAT_AdvSIMD
	0	110x	0	MOVI — 32-bit shifting ones	FEAT_AdvSIMD
	0	1110	0	MOVI — 8-bit	FEAT_AdvSIMD
	0	1111	0	FMOV (vector, immediate) — Single-precision	FEAT_AdvSIMD
	0	1111	1	FMOV (vector, immediate) — Half-precision	FEAT_AdvSIMD && FEAT_FP16
	0	!= 1111	1	UNALLOCATED	-
	1		1	UNALLOCATED	-
	1	0xx0	0	MVNI — 32-bit shifted immediate	FEAT_AdvSIMD
	1	0xx1	0	BIC (vector, immediate) — 32-bit	FEAT_AdvSIMD
	1	10x0	0	MVNI — 16-bit shifted immediate	FEAT_AdvSIMD
	1	10x1	0	BIC (vector, immediate) — 16-bit	FEAT_AdvSIMD
	1	110x	0	MVNI — 32-bit shifting ones	FEAT_AdvSIMD
0	1	1110	0	MOVI — 64-bit scalar	FEAT_AdvSIMD
0	1	1111	0	UNALLOCATED	-
1	1	1110	0	MOVI — 64-bit vector	FEAT_AdvSIMD
1	1	1111	0	FMOV (vector, immediate) — Double-precision	FEAT_AdvSIMD

Advanced SIMD shift by immediate

The encodings in this section are decoded from [Data Processing -- Scalar Floating-Point and Advanced SIMD](#).

31	30	29	28	27	26	25	24	23	22	21	20	19	18	17	16	15	14	13	12	11	10	9	8	7	6	5	4	3	2	1	0
0	Q	U	0	1	1	1	1	0	!= 0000				immb		opcode				1	Rn				Rd							
immh																															

The following constraints also apply to this encoding: immh != '0000'

U	Decode fields		Instruction Details	Feature
	immh	opcode		
	!= 0000	0xxx1	UNALLOCATED	-
	!= 0000	1x110	UNALLOCATED	-
	!= 0000	101x1	UNALLOCATED	-
	!= 0000	110xx	UNALLOCATED	-
	!= 0000	11101	UNALLOCATED	-
0	!= 0000	00000	SSHR	FEAT_AdvSIMD
0	!= 0000	00010	SSRA	FEAT_AdvSIMD
0	!= 0000	00100	SRSHR	FEAT_AdvSIMD
0	!= 0000	00110	SRSRA	FEAT_AdvSIMD
0	!= 0000	01x00	UNALLOCATED	-
0	!= 0000	01010	SHL	FEAT_AdvSIMD
0	!= 0000	01110	SQSHL (immediate)	FEAT_AdvSIMD
0	!= 0000	10000	SHRN, SHRN2	FEAT_AdvSIMD
0	!= 0000	10001	RSHRN, RSHRN2	FEAT_AdvSIMD
0	!= 0000	10010	SQSHRN, SQSHRN2	FEAT_AdvSIMD
0	!= 0000	10011	SQRSHRN, QRSHRN2	FEAT_AdvSIMD
0	!= 0000	10100	SSHLL, SSHLL2	FEAT_AdvSIMD
0	!= 0000	11100	SCVTF (vector, fixed-point)	FEAT_AdvSIMD
0	!= 0000	11111	FCVTZS (vector, fixed-point)	FEAT_AdvSIMD
1	!= 0000	00000	USHR	FEAT_AdvSIMD

Decode fields			Instruction Details	Feature
U	immh	opcode		
1	!= 0000	00010	USRA	FEAT_AdvSIMD
1	!= 0000	00100	URSHR	FEAT_AdvSIMD
1	!= 0000	00110	URSRA	FEAT_AdvSIMD
1	!= 0000	01000	SRI	FEAT_AdvSIMD
1	!= 0000	01010	SLI	FEAT_AdvSIMD
1	!= 0000	01100	SQSHLU	FEAT_AdvSIMD
1	!= 0000	01110	UQSHL (immediate)	FEAT_AdvSIMD
1	!= 0000	10000	SQSHRUN, SQSHRUN2	FEAT_AdvSIMD
1	!= 0000	10001	SQSRSHRUN, SQSRSHRUN2	FEAT_AdvSIMD
1	!= 0000	10010	UQSHRN, UQSHRN2	FEAT_AdvSIMD
1	!= 0000	10011	UQRSHRN, UQRSHRN2	FEAT_AdvSIMD
1	!= 0000	10100	USHLL, USHLL2	FEAT_AdvSIMD
1	!= 0000	11100	UCVTF (vector, fixed-point)	FEAT_AdvSIMD
1	!= 0000	11111	FCVTZU (vector, fixed-point)	FEAT_AdvSIMD

Advanced SIMD vector x indexed element

The encodings in this section are decoded from [Data Processing -- Scalar Floating-Point and Advanced SIMD](#).

31	30	29	28	27	26	25	24	23	22	21	20	19	18	17	16	15	14	13	12	11	10	9	8	7	6	5	4	3	2	1	0
0	Q	U	0	1	1	1	1	size	L	M	Rm				opcode				H	0	Rn				Rd						

Decode fields				Instruction Details	Feature
Q	U	size	opcode		
		01	1001	UNALLOCATED	-
	0		0010	SMLAL, SMLAL2 (by element)	FEAT_AdvSIMD
	0		0011	SQDMLAL, SQDMLAL2 (by element)	FEAT_AdvSIMD
	0		0110	SMLSL, SMLSL2 (by element)	FEAT_AdvSIMD
	0		0111	SQDMLSL, SQDMLSL2 (by element)	FEAT_AdvSIMD
	0		1000	MUL (by element)	FEAT_AdvSIMD
	0		1010	SMULL, SMULL2 (by element)	FEAT_AdvSIMD
	0		1011	SQDMULL, SQDMULL2 (by element)	FEAT_AdvSIMD
	0		1100	SQDMULH (by element)	FEAT_AdvSIMD
	0		1101	SQRDMULH (by element)	FEAT_AdvSIMD
	0		1110	SDOT (by element)	FEAT_DotProd
	0	00	0000	FDOT (8-bit floating-point to single-precision, by element)	FEAT_FP8DOT4
	0	00	0001	FMLA (by element) — Vector, half-precision	FEAT_AdvSIMD && FEAT_FP16
	0	00	0101	FMLS (by element) — Vector, half-precision	FEAT_AdvSIMD && FEAT_FP16
	0	00	1001	FMUL (by element) — Vector, half-precision	FEAT_AdvSIMD && FEAT_FP16
	0	00	1111	SUDOT (by element)	FEAT_I8MM
	0	01	0x01	UNALLOCATED	-
	0	01	0000	FDOT (8-bit floating-point to half-precision, by element)	FEAT_FP8DOT2
	0	01	1111	BFDOT (by element)	FEAT_BF16
	0	1x	0001	FMLA (by element) — Vector, single-precision and double-precision	FEAT_AdvSIMD
	0	1x	0101	FMLS (by element) — Vector, single-precision and double-precision	FEAT_AdvSIMD
	0	1x	1001	FMUL (by element) — Vector, single-precision and double-precision	FEAT_AdvSIMD
	0	10	0000	FMLAL, FMLAL2 (by element) — FMLAL	FEAT_FHM

Q	Decode fields			Instruction Details	Feature
	U	size	opcode		
	0	10	0100	FMLSL, FMLSL2 (by element) — FMLSL	FEAT_FHM
	0	10	1111	USDOT (by element)	FEAT_I8MM
	0	11	1111	BFMLALB, BFMLALT (by element)	FEAT_BF16
	0	!= 10	0100	UNALLOCATED	-
	1		0x×1	FCMLA (by element)	FEAT_FCMA
	1		0000	MLA (by element)	FEAT_AdvSIMD
	1		0010	UMLAL, UMLAL2 (by element)	FEAT_AdvSIMD
	1		0100	MLS (by element)	FEAT_AdvSIMD
	1		0110	UMLSL, UMLSL2 (by element)	FEAT_AdvSIMD
	1		1010	UMULL, UMULL2 (by element)	FEAT_AdvSIMD
	1		1011	UNALLOCATED	-
	1		1101	SQRDMLAH (by element)	FEAT_RDM
	1		1110	UDOT (by element)	FEAT_DotProd
	1		1111	SQRDMLSH (by element)	FEAT_RDM
	1	0x	1100	UNALLOCATED	-
	1	00	1001	FMULX (by element) — Vector, half-precision	FEAT_AdvSIMD && FEAT_FP16
	1	1x	1001	FMULX (by element) — Vector, single-precision and double-precision	FEAT_AdvSIMD
	1	10	1000	FMLAL, FMLAL2 (by element) — FMLAL2	FEAT_FHM
	1	10	1100	FMLSL, FMLSL2 (by element) — FMLSL2	FEAT_FHM
	1	11	1x00	UNALLOCATED	-
0	0	11	0000	FMLALB, FMLALT (by element) — FMLALB	FEAT_FP8FMA
0	1	00	1000	FMLALLBB, FMLALLBT, FMLALLTB, FMLALLTT (by element) — FMLALLBB	FEAT_FP8FMA
0	1	01	1000	FMLALLBB, FMLALLBT, FMLALLTB, FMLALLTT (by element) — FMLALLBT	FEAT_FP8FMA
1	0	11	0000	FMLALB, FMLALT (by element) — FMLALT	FEAT_FP8FMA
1	1	00	1000	FMLALLBB, FMLALLBT, FMLALLTB, FMLALLTT (by element) — FMLALLTB	FEAT_FP8FMA
1	1	01	1000	FMLALLBB, FMLALLBT, FMLALLTB, FMLALLTT (by element) — FMLALLTT	FEAT_FP8FMA

Cryptographic three-register, imm2

The encodings in this section are decoded from [Data Processing -- Scalar Floating-Point and Advanced SIMD](#).

31	30	29	28	27	26	25	24	23	22	21	20	19	18	17	16	15	14	13	12	11	10	9	8	7	6	5	4	3	2	1	0
1	1	0	0	1	1	1	0	0	1	0	Rm				1	0	imm2	opcode	Rn				Rd								

Decode fields opcode	Instruction Details	Feature
00	SM3TT1A	FEAT_SM3
01	SM3TT1B	FEAT_SM3
10	SM3TT2A	FEAT_SM3
11	SM3TT2B	FEAT_SM3

Cryptographic three-register SHA 512

The encodings in this section are decoded from [Data Processing -- Scalar Floating-Point and Advanced SIMD](#).

31	30	29	28	27	26	25	24	23	22	21	20	19	18	17	16	15	14	13	12	11	10	9	8	7	6	5	4	3	2	1	0
1	1	0	0	1	1	1	0	0	1	1	Rm				1	O	0	0	opcode				Rn				Rd				

Decode fields		Instruction Details		Feature
O	opcode			
0	00	SHA512H		FEAT_SHA512
0	01	SHA512H2		FEAT_SHA512
0	10	SHA512SU1		FEAT_SHA512
0	11	RAX1		FEAT_SHA3
1	00	SM3PARTW1		FEAT_SM3
1	01	SM3PARTW2		FEAT_SM3
1	10	SM4EKEY		FEAT_SM4
1	11	UNALLOCATED		-

Cryptographic four-register

The encodings in this section are decoded from [Data Processing -- Scalar Floating-Point and Advanced SIMD](#).

31	30	29	28	27	26	25	24	23	22	21	20	19	18	17	16	15	14	13	12	11	10	9	8	7	6	5	4	3	2	1	0
1	1	0	0	1	1	1	0	0	Op0		Rm				0	Ra				Rn				Rd							

Decode fields		Instruction Details		Feature
Op0				
00		EOR3		FEAT_SHA3
01		BCAX		FEAT_SHA3
10		SM3SS1		FEAT_SM3
11		UNALLOCATED		-

Cryptographic two-register SHA 512

The encodings in this section are decoded from [Data Processing -- Scalar Floating-Point and Advanced SIMD](#).

31	30	29	28	27	26	25	24	23	22	21	20	19	18	17	16	15	14	13	12	11	10	9	8	7	6	5	4	3	2	1	0
1	1	0	0	1	1	1	0	1	1	0	0	0	0	0	0	1	0	0	0	opcode		Rn				Rd					

Decode fields		Instruction Details		Feature
opcode				
00		SHA512SU0		FEAT_SHA512
01		SM4E		FEAT_SM4
1x		UNALLOCATED		-

Conversion between floating-point and fixed-point

The encodings in this section are decoded from [Data Processing -- Scalar Floating-Point and Advanced SIMD](#).

31	30	29	28	27	26	25	24	23	22	21	20	19	18	17	16	15	14	13	12	11	10	9	8	7	6	5	4	3	2	1	0
sf	0	S	1	1	1	1	0	ftype	0	rmode	opcode				scale				Rn				Rd								

Decode fields		Instruction Details		Feature	
sf	S	ftype	rmode	opcode	
	0			1xx	UNALLOCATED
	0	10		0xx	UNALLOCATED
	0	!= 10	x1	01x	UNALLOCATED
	0	!= 10	0x	00x	UNALLOCATED
	0	!= 10	10	0xx	UNALLOCATED

sf	S	Decode fields			Instruction Details	Feature
		ftype	rmode	opcode		
	1				UNALLOCATED	-
0	0	00	00	010	SCVTF (scalar, fixed-point) — 32-bit to single-precision	FEAT_FP
0	0	00	00	011	UCVTF (scalar, fixed-point) — 32-bit to single-precision	FEAT_FP
0	0	00	11	000	FCVTZS (scalar, fixed-point) — Single-precision to 32-bit	FEAT_FP
0	0	00	11	001	FCVTZU (scalar, fixed-point) — Single-precision to 32-bit	FEAT_FP
0	0	01	00	010	SCVTF (scalar, fixed-point) — 32-bit to double-precision	FEAT_FP
0	0	01	00	011	UCVTF (scalar, fixed-point) — 32-bit to double-precision	FEAT_FP
0	0	01	11	000	FCVTZS (scalar, fixed-point) — Double-precision to 32-bit	FEAT_FP
0	0	01	11	001	FCVTZU (scalar, fixed-point) — Double-precision to 32-bit	FEAT_FP
0	0	11	00	010	SCVTF (scalar, fixed-point) — 32-bit to half-precision	FEAT_FP16
0	0	11	00	011	UCVTF (scalar, fixed-point) — 32-bit to half-precision	FEAT_FP16
0	0	11	11	000	FCVTZS (scalar, fixed-point) — Half-precision to 32-bit	FEAT_FP16
0	0	11	11	001	FCVTZU (scalar, fixed-point) — Half-precision to 32-bit	FEAT_FP16
1	0	00	00	010	SCVTF (scalar, fixed-point) — 64-bit to single-precision	FEAT_FP
1	0	00	00	011	UCVTF (scalar, fixed-point) — 64-bit to single-precision	FEAT_FP
1	0	00	11	000	FCVTZS (scalar, fixed-point) — Single-precision to 64-bit	FEAT_FP
1	0	00	11	001	FCVTZU (scalar, fixed-point) — Single-precision to 64-bit	FEAT_FP
1	0	01	00	010	SCVTF (scalar, fixed-point) — 64-bit to double-precision	FEAT_FP
1	0	01	00	011	UCVTF (scalar, fixed-point) — 64-bit to double-precision	FEAT_FP
1	0	01	11	000	FCVTZS (scalar, fixed-point) — Double-precision to 64-bit	FEAT_FP
1	0	01	11	001	FCVTZU (scalar, fixed-point) — Double-precision to 64-bit	FEAT_FP
1	0	11	00	010	SCVTF (scalar, fixed-point) — 64-bit to half-precision	FEAT_FP16
1	0	11	00	011	UCVTF (scalar, fixed-point) — 64-bit to half-precision	FEAT_FP16
1	0	11	11	000	FCVTZS (scalar, fixed-point) — Half-precision to 64-bit	FEAT_FP16
1	0	11	11	001	FCVTZU (scalar, fixed-point) — Half-precision to 64-bit	FEAT_FP16

Conversion between floating-point and integer

The encodings in this section are decoded from [Data Processing -- Scalar Floating-Point and Advanced SIMD](#).

31	30	29	28	27	26	25	24	23	22	21	20	19	18	17	16	15	14	13	12	11	10	9	8	7	6	5	4	3	2	1	0			
sf	0	S	1	1	1	1	0	f	t	y	p	e	1	r	m	o	d	e	o	p	c	o	d	e	Rn					Rd				

sf	S	Decode fields			Instruction Details	Feature
		ftype	rmode	opcode		
	0	10	x0		UNALLOCATED	-
	0	10	x1	0xx	UNALLOCATED	-
	0	10	x1	10x	UNALLOCATED	-
	0	11	x1	11x	UNALLOCATED	-
	0	!= 10	01	10x	UNALLOCATED	-
	1				UNALLOCATED	-
0	0	x0	01	11x	UNALLOCATED	-
0	0	00	00	000	FCVTNS (scalar) — Single-precision to 32-bit	FEAT_FP
0	0	00	00	001	FCVTNU (scalar) — Single-precision to 32-bit	FEAT_FP
0	0	00	00	010	SCVTF (scalar, integer) — 32-bit to single-precision	FEAT_FP
0	0	00	00	011	UCVTF (scalar, integer) — 32-bit to single-precision	FEAT_FP
0	0	00	00	100	FCVTAS (scalar) — Single-precision to 32-bit	FEAT_FP
0	0	00	00	101	FCVTAU (scalar) — Single-precision to 32-bit	FEAT_FP
0	0	00	00	110	FMOV (general) — Single-precision to 32-bit	FEAT_FP

sf	S	Decode fields			Instruction Details	Feature
		ftype	rmode	opcode		
0	0	00	00	111	FMOV (general) — 32-bit to single-precision	FEAT_FP
0	0	00	01	000	FCVTPS (scalar) — Single-precision to 32-bit	FEAT_FP
0	0	00	01	001	FCVTPU (scalar) — Single-precision to 32-bit	FEAT_FP
0	0	00	1x	1xx	UNALLOCATED	-
0	0	00	10	000	FCVTMS (scalar) — Single-precision to 32-bit	FEAT_FP
0	0	00	10	001	FCVTMU (scalar) — Single-precision to 32-bit	FEAT_FP
0	0	00	11	000	FCVTZS (scalar, integer) — Single-precision to 32-bit	FEAT_FP
0	0	00	11	001	FCVTZU (scalar, integer) — Single-precision to 32-bit	FEAT_FP
0	0	00	!= 00	01x	UNALLOCATED	-
0	0	01	0x	11x	UNALLOCATED	-
0	0	01	00	000	FCVTNS (scalar) — Double-precision to 32-bit	FEAT_FP
0	0	01	00	001	FCVTNU (scalar) — Double-precision to 32-bit	FEAT_FP
0	0	01	00	010	SCVTF (scalar, integer) — 32-bit to double-precision	FEAT_FP
0	0	01	00	011	UCVTF (scalar, integer) — 32-bit to double-precision	FEAT_FP
0	0	01	00	100	FCVTAS (scalar) — Double-precision to 32-bit	FEAT_FP
0	0	01	00	101	FCVTAU (scalar) — Double-precision to 32-bit	FEAT_FP
0	0	01	01	000	FCVTPS (scalar) — Double-precision to 32-bit	FEAT_FP
0	0	01	01	001	FCVTPU (scalar) — Double-precision to 32-bit	FEAT_FP
0	0	01	01	010	FCVTNS (scalar SIMD&FP) — Double-precision to 32-bit	FEAT_FPRCVT
0	0	01	01	011	FCVTNU (scalar SIMD&FP) — Double-precision to 32-bit	FEAT_FPRCVT
0	0	01	10	000	FCVTMS (scalar) — Double-precision to 32-bit	FEAT_FP
0	0	01	10	001	FCVTMU (scalar) — Double-precision to 32-bit	FEAT_FP
0	0	01	10	010	FCVTPS (scalar SIMD&FP) — Double-precision to 32-bit	FEAT_FPRCVT
0	0	01	10	011	FCVTPU (scalar SIMD&FP) — Double-precision to 32-bit	FEAT_FPRCVT
0	0	01	10	100	FCVTMS (scalar SIMD&FP) — Double-precision to 32-bit	FEAT_FPRCVT
0	0	01	10	101	FCVTMU (scalar SIMD&FP) — Double-precision to 32-bit	FEAT_FPRCVT
0	0	01	10	110	FCVTZS (scalar SIMD&FP) — Double-precision to 32-bit	FEAT_FPRCVT
0	0	01	10	111	FCVTZU (scalar SIMD&FP) — Double-precision to 32-bit	FEAT_FPRCVT
0	0	01	11	000	FCVTZS (scalar, integer) — Double-precision to 32-bit	FEAT_FP
0	0	01	11	001	FCVTZU (scalar, integer) — Double-precision to 32-bit	FEAT_FP
0	0	01	11	010	FCVTAS (scalar SIMD&FP) — Double-precision to 32-bit	FEAT_FPRCVT
0	0	01	11	011	FCVTAU (scalar SIMD&FP) — Double-precision to 32-bit	FEAT_FPRCVT
0	0	01	11	100	SCVTF (scalar SIMD&FP) — 32-bit to double-precision	FEAT_FPRCVT
0	0	01	11	101	UCVTF (scalar SIMD&FP) — 32-bit to double-precision	FEAT_FPRCVT
0	0	01	11	110	FJCVTZS	FEAT_JSCVT
0	0	01	11	111	UNALLOCATED	-
0	0	10	11	11x	UNALLOCATED	-
0	0	11	00	000	FCVTNS (scalar) — Half-precision to 32-bit	FEAT_FP16
0	0	11	00	001	FCVTNU (scalar) — Half-precision to 32-bit	FEAT_FP16
0	0	11	00	010	SCVTF (scalar, integer) — 32-bit to half-precision	FEAT_FP16
0	0	11	00	011	UCVTF (scalar, integer) — 32-bit to half-precision	FEAT_FP16
0	0	11	00	100	FCVTAS (scalar) — Half-precision to 32-bit	FEAT_FP16
0	0	11	00	101	FCVTAU (scalar) — Half-precision to 32-bit	FEAT_FP16
0	0	11	00	110	FMOV (general) — Half-precision to 32-bit	FEAT_FP16
0	0	11	00	111	FMOV (general) — 32-bit to half-precision	FEAT_FP16
0	0	11	01	000	FCVTPS (scalar) — Half-precision to 32-bit	FEAT_FP16
0	0	11	01	001	FCVTPU (scalar) — Half-precision to 32-bit	FEAT_FP16

sf	S	Decode fields			Instruction Details	Feature
		f _{type}	r _{mode}	opcode		
0	0	11	01	010	FCVTNS (scalar SIMD&FP) — Half-precision to 32-bit	FEAT_FPRCVT
0	0	11	01	011	FCVTNU (scalar SIMD&FP) — Half-precision to 32-bit	FEAT_FPRCVT
0	0	11	10	000	FCVTMS (scalar) — Half-precision to 32-bit	FEAT_FP16
0	0	11	10	001	FCVTMU (scalar) — Half-precision to 32-bit	FEAT_FP16
0	0	11	10	010	FCVTPS (scalar SIMD&FP) — Half-precision to 32-bit	FEAT_FPRCVT
0	0	11	10	011	FCVTPU (scalar SIMD&FP) — Half-precision to 32-bit	FEAT_FPRCVT
0	0	11	10	100	FCVTMS (scalar SIMD&FP) — Half-precision to 32-bit	FEAT_FPRCVT
0	0	11	10	101	FCVTMU (scalar SIMD&FP) — Half-precision to 32-bit	FEAT_FPRCVT
0	0	11	10	110	FCVTZS (scalar SIMD&FP) — Half-precision to 32-bit	FEAT_FPRCVT
0	0	11	10	111	FCVTZU (scalar SIMD&FP) — Half-precision to 32-bit	FEAT_FPRCVT
0	0	11	11	000	FCVTZS (scalar, integer) — Half-precision to 32-bit	FEAT_FP16
0	0	11	11	001	FCVTZU (scalar, integer) — Half-precision to 32-bit	FEAT_FP16
0	0	11	11	010	FCVTAS (scalar SIMD&FP) — Half-precision to 32-bit	FEAT_FPRCVT
0	0	11	11	011	FCVTAU (scalar SIMD&FP) — Half-precision to 32-bit	FEAT_FPRCVT
0	0	11	11	100	SCVTF (scalar SIMD&FP) — 32-bit to half-precision	FEAT_FPRCVT
0	0	11	11	101	UCVTF (scalar SIMD&FP) — 32-bit to half-precision	FEAT_FPRCVT
1	0	x0	11	11x	UNALLOCATED	-
1	0	00	0x	11x	UNALLOCATED	-
1	0	00	00	000	FCVTNS (scalar) — Single-precision to 64-bit	FEAT_FP
1	0	00	00	001	FCVTNU (scalar) — Single-precision to 64-bit	FEAT_FP
1	0	00	00	010	SCVTF (scalar, integer) — 64-bit to single-precision	FEAT_FP
1	0	00	00	011	UCVTF (scalar, integer) — 64-bit to single-precision	FEAT_FP
1	0	00	00	100	FCVTAS (scalar) — Single-precision to 64-bit	FEAT_FP
1	0	00	00	101	FCVTAU (scalar) — Single-precision to 64-bit	FEAT_FP
1	0	00	01	000	FCVTPS (scalar) — Single-precision to 64-bit	FEAT_FP
1	0	00	01	001	FCVTPU (scalar) — Single-precision to 64-bit	FEAT_FP
1	0	00	01	010	FCVTNS (scalar SIMD&FP) — Single-precision to 64-bit	FEAT_FPRCVT
1	0	00	01	011	FCVTNU (scalar SIMD&FP) — Single-precision to 64-bit	FEAT_FPRCVT
1	0	00	10	000	FCVTMS (scalar) — Single-precision to 64-bit	FEAT_FP
1	0	00	10	001	FCVTMU (scalar) — Single-precision to 64-bit	FEAT_FP
1	0	00	10	010	FCVTPS (scalar SIMD&FP) — Single-precision to 64-bit	FEAT_FPRCVT
1	0	00	10	011	FCVTPU (scalar SIMD&FP) — Single-precision to 64-bit	FEAT_FPRCVT
1	0	00	10	100	FCVTMS (scalar SIMD&FP) — Single-precision to 64-bit	FEAT_FPRCVT
1	0	00	10	101	FCVTMU (scalar SIMD&FP) — Single-precision to 64-bit	FEAT_FPRCVT
1	0	00	10	110	FCVTZS (scalar SIMD&FP) — Single-precision to 64-bit	FEAT_FPRCVT
1	0	00	10	111	FCVTZU (scalar SIMD&FP) — Single-precision to 64-bit	FEAT_FPRCVT
1	0	00	11	000	FCVTZS (scalar, integer) — Single-precision to 64-bit	FEAT_FP
1	0	00	11	001	FCVTZU (scalar, integer) — Single-precision to 64-bit	FEAT_FP
1	0	00	11	010	FCVTAS (scalar SIMD&FP) — Single-precision to 64-bit	FEAT_FPRCVT
1	0	00	11	011	FCVTAU (scalar SIMD&FP) — Single-precision to 64-bit	FEAT_FPRCVT
1	0	00	11	100	SCVTF (scalar SIMD&FP) — 64-bit to single-precision	FEAT_FPRCVT
1	0	00	11	101	UCVTF (scalar SIMD&FP) — 64-bit to single-precision	FEAT_FPRCVT
1	0	01	00	000	FCVTNS (scalar) — Double-precision to 64-bit	FEAT_FP
1	0	01	00	001	FCVTNU (scalar) — Double-precision to 64-bit	FEAT_FP
1	0	01	00	010	SCVTF (scalar, integer) — 64-bit to double-precision	FEAT_FP
1	0	01	00	011	UCVTF (scalar, integer) — 64-bit to double-precision	FEAT_FP
1	0	01	00	100	FCVTAS (scalar) — Double-precision to 64-bit	FEAT_FP

sf	S	Decode fields		opcode	Instruction Details	Feature
		ftype	rmode			
1	0	01	00	101	FCVTAU (scalar) — Double-precision to 64-bit	FEAT_FP
1	0	01	00	110	FMOV (general) — Double-precision to 64-bit	FEAT_FP
1	0	01	00	111	FMOV (general) — 64-bit to double-precision	FEAT_FP
1	0	01	01	×1×	UNALLOCATED	-
1	0	01	01	000	FCVTPS (scalar) — Double-precision to 64-bit	FEAT_FP
1	0	01	01	001	FCVTPU (scalar) — Double-precision to 64-bit	FEAT_FP
1	0	01	1×	01×	UNALLOCATED	-
1	0	01	1×	1××	UNALLOCATED	-
1	0	01	10	000	FCVTMS (scalar) — Double-precision to 64-bit	FEAT_FP
1	0	01	10	001	FCVTMU (scalar) — Double-precision to 64-bit	FEAT_FP
1	0	01	11	000	FCVTZS (scalar, integer) — Double-precision to 64-bit	FEAT_FP
1	0	01	11	001	FCVTZU (scalar, integer) — Double-precision to 64-bit	FEAT_FP
1	0	10	01	110	FMOV (general) — Top half of 128-bit to 64-bit	FEAT_FP
1	0	10	01	111	FMOV (general) — 64-bit to top half of 128-bit	FEAT_FP
1	0	11	00	000	FCVTNS (scalar) — Half-precision to 64-bit	FEAT_FP16
1	0	11	00	001	FCVTNU (scalar) — Half-precision to 64-bit	FEAT_FP16
1	0	11	00	010	SCVTF (scalar, integer) — 64-bit to half-precision	FEAT_FP16
1	0	11	00	011	UCVTF (scalar, integer) — 64-bit to half-precision	FEAT_FP16
1	0	11	00	100	FCVTAS (scalar) — Half-precision to 64-bit	FEAT_FP16
1	0	11	00	101	FCVTAU (scalar) — Half-precision to 64-bit	FEAT_FP16
1	0	11	00	110	FMOV (general) — Half-precision to 64-bit	FEAT_FP16
1	0	11	00	111	FMOV (general) — 64-bit to half-precision	FEAT_FP16
1	0	11	01	000	FCVTPS (scalar) — Half-precision to 64-bit	FEAT_FP16
1	0	11	01	001	FCVTPU (scalar) — Half-precision to 64-bit	FEAT_FP16
1	0	11	01	010	FCVTNS (scalar SIMD&FP) — Half-precision to 64-bit	FEAT_FPRCVT
1	0	11	01	011	FCVTNU (scalar SIMD&FP) — Half-precision to 64-bit	FEAT_FPRCVT
1	0	11	10	000	FCVTMS (scalar) — Half-precision to 64-bit	FEAT_FP16
1	0	11	10	001	FCVTMU (scalar) — Half-precision to 64-bit	FEAT_FP16
1	0	11	10	010	FCVTPS (scalar SIMD&FP) — Half-precision to 64-bit	FEAT_FPRCVT
1	0	11	10	011	FCVTPU (scalar SIMD&FP) — Half-precision to 64-bit	FEAT_FPRCVT
1	0	11	10	100	FCVTMS (scalar SIMD&FP) — Half-precision to 64-bit	FEAT_FPRCVT
1	0	11	10	101	FCVTMU (scalar SIMD&FP) — Half-precision to 64-bit	FEAT_FPRCVT
1	0	11	10	110	FCVTZS (scalar SIMD&FP) — Half-precision to 64-bit	FEAT_FPRCVT
1	0	11	10	111	FCVTZU (scalar SIMD&FP) — Half-precision to 64-bit	FEAT_FPRCVT
1	0	11	11	000	FCVTZS (scalar, integer) — Half-precision to 64-bit	FEAT_FP16
1	0	11	11	001	FCVTZU (scalar, integer) — Half-precision to 64-bit	FEAT_FP16
1	0	11	11	010	FCVTAS (scalar SIMD&FP) — Half-precision to 64-bit	FEAT_FPRCVT
1	0	11	11	011	FCVTAU (scalar SIMD&FP) — Half-precision to 64-bit	FEAT_FPRCVT
1	0	11	11	100	SCVTF (scalar SIMD&FP) — 64-bit to half-precision	FEAT_FPRCVT
1	0	11	11	101	UCVTF (scalar SIMD&FP) — 64-bit to half-precision	FEAT_FPRCVT

Floating-point data-processing (1 source)

The encodings in this section are decoded from [Data Processing -- Scalar Floating-Point and Advanced SIMD](#).

31	30	29	28	27	26	25	24	23	22	21	20	19	18	17	16	15	14	13	12	11	10	9	8	7	6	5	4	3	2	1	0
M	0	S	1	1	1	1	0	f	t	y	p	e	1	opcode				1	0	0	0	0	Rn				Rd				

M	S	Decode fields		Instruction Details	Feature
		ftype	opcode		
0	0		1xxxxx	UNALLOCATED	-
0	0	0x	0101xx	UNALLOCATED	-
0	0	0x	011xxx	UNALLOCATED	-
0	0	00	000000	FMOV (register) — Single-precision	FEAT_FP
0	0	00	000001	FABS (scalar) — Single-precision	FEAT_FP
0	0	00	000010	FNEG (scalar) — Single-precision	FEAT_FP
0	0	00	000011	FSQRT (scalar) — Single-precision	FEAT_FP
0	0	00	0001x0	UNALLOCATED	-
0	0	00	000101	FCVT — Single-precision to double-precision	FEAT_FP
0	0	00	000111	FCVT — Single-precision to half-precision	FEAT_FP
0	0	00	001000	FRINTN (scalar) — Single-precision	FEAT_FP
0	0	00	001001	FRINTP (scalar) — Single-precision	FEAT_FP
0	0	00	001010	FRINTM (scalar) — Single-precision	FEAT_FP
0	0	00	001011	FRINTZ (scalar) — Single-precision	FEAT_FP
0	0	00	001100	FRINTA (scalar) — Single-precision	FEAT_FP
0	0	00	001110	FRINTX (scalar) — Single-precision	FEAT_FP
0	0	00	001111	FRINTI (scalar) — Single-precision	FEAT_FP
0	0	00	010000	FRINT32Z (scalar) — Single-precision	FEAT_FRINTTS
0	0	00	010001	FRINT32X (scalar) — Single-precision	FEAT_FRINTTS
0	0	00	010010	FRINT64Z (scalar) — Single-precision	FEAT_FRINTTS
0	0	00	010011	FRINT64X (scalar) — Single-precision	FEAT_FRINTTS
0	0	01	000000	FMOV (register) — Double-precision	FEAT_FP
0	0	01	000001	FABS (scalar) — Double-precision	FEAT_FP
0	0	01	000010	FNEG (scalar) — Double-precision	FEAT_FP
0	0	01	000011	FSQRT (scalar) — Double-precision	FEAT_FP
0	0	01	000100	FCVT — Double-precision to single-precision	FEAT_FP
0	0	01	000101	UNALLOCATED	-
0	0	01	000110	BFCVT	FEAT_BF16
0	0	01	000111	FCVT — Double-precision to half-precision	FEAT_FP
0	0	01	001000	FRINTN (scalar) — Double-precision	FEAT_FP
0	0	01	001001	FRINTP (scalar) — Double-precision	FEAT_FP
0	0	01	001010	FRINTM (scalar) — Double-precision	FEAT_FP
0	0	01	001011	FRINTZ (scalar) — Double-precision	FEAT_FP
0	0	01	001100	FRINTA (scalar) — Double-precision	FEAT_FP
0	0	01	001110	FRINTX (scalar) — Double-precision	FEAT_FP
0	0	01	001111	FRINTI (scalar) — Double-precision	FEAT_FP
0	0	01	010000	FRINT32Z (scalar) — Double-precision	FEAT_FRINTTS
0	0	01	010001	FRINT32X (scalar) — Double-precision	FEAT_FRINTTS
0	0	01	010010	FRINT64Z (scalar) — Double-precision	FEAT_FRINTTS
0	0	01	010011	FRINT64X (scalar) — Double-precision	FEAT_FRINTTS
0	0	10	0xxxxx	UNALLOCATED	-
0	0	11	000000	FMOV (register) — Half-precision	FEAT_FP16
0	0	11	000001	FABS (scalar) — Half-precision	FEAT_FP16
0	0	11	000010	FNEG (scalar) — Half-precision	FEAT_FP16
0	0	11	000011	FSQRT (scalar) — Half-precision	FEAT_FP16
0	0	11	000100	FCVT — Half-precision to single-precision	FEAT_FP
0	0	11	000101	FCVT — Half-precision to double-precision	FEAT_FP

Decode fields				Instruction Details	Feature
M	S	f _{type}	opcode		
0	0	11	00011x	UNALLOCATED	-
0	0	11	001000	FRINTN (scalar) — Half-precision	FEAT_FP16
0	0	11	001001	FRINTP (scalar) — Half-precision	FEAT_FP16
0	0	11	001010	FRINTM (scalar) — Half-precision	FEAT_FP16
0	0	11	001011	FRINTZ (scalar) — Half-precision	FEAT_FP16
0	0	11	001100	FRINTA (scalar) — Half-precision	FEAT_FP16
0	0	11	001110	FRINTX (scalar) — Half-precision	FEAT_FP16
0	0	11	001111	FRINTI (scalar) — Half-precision	FEAT_FP16
0	0	11	01xxxx	UNALLOCATED	-
0	0	!= 10	001101	UNALLOCATED	-
0	1			UNALLOCATED	-
1				UNALLOCATED	-

Floating-point compare

The encodings in this section are decoded from [Data Processing -- Scalar Floating-Point and Advanced SIMD](#).

31	30	29	28	27	26	25	24	23	22	21	20	19	18	17	16	15	14	13	12	11	10	9	8	7	6	5	4	3	2	1	0
M	0	S	1	1	1	1	0	f _{type}	1	Rm				op	1	0	0	0	Rn				opcode2								

Decode fields				Instruction Details	Feature
M	S	f _{type}	op		
0	0		00	xx001	UNALLOCATED
0	0		00	xx01x	UNALLOCATED
0	0		00	xx1xx	UNALLOCATED
0	0		!= 00		UNALLOCATED
0	0	00	00	00000	FCMP — Single-precision
0	0	00	00	01000	FCMP — Single-precision, zero
0	0	00	00	10000	FCMPE — Single-precision
0	0	00	00	11000	FCMPE — Single-precision, zero
0	0	01	00	00000	FCMP — Double-precision
0	0	01	00	01000	FCMP — Double-precision, zero
0	0	01	00	10000	FCMPE — Double-precision
0	0	01	00	11000	FCMPE — Double-precision, zero
0	0	10	00	xx000	UNALLOCATED
0	0	11	00	00000	FCMP — Half-precision
0	0	11	00	01000	FCMP — Half-precision, zero
0	0	11	00	10000	FCMPE — Half-precision
0	0	11	00	11000	FCMPE — Half-precision, zero
0	1				UNALLOCATED
1					UNALLOCATED

Floating-point immediate

The encodings in this section are decoded from [Data Processing -- Scalar Floating-Point and Advanced SIMD](#).

31	30	29	28	27	26	25	24	23	22	21	20	19	18	17	16	15	14	13	12	11	10	9	8	7	6	5	4	3	2	1	0
M	0	S	1	1	1	1	0	f _{type}	1	imm8								1	0	0	imm5				Rd						

Decode fields				Instruction Details	Feature
M	S	ftype	imm5		
0	0		!= 00000	UNALLOCATED	-
0	0	00	00000	FMOV (scalar, immediate) — Single-precision	FEAT_FP
0	0	01	00000	FMOV (scalar, immediate) — Double-precision	FEAT_FP
0	0	10	00000	UNALLOCATED	-
0	0	11	00000	FMOV (scalar, immediate) — Half-precision	FEAT_FP16
0	1			UNALLOCATED	-
1				UNALLOCATED	-

Floating-point conditional compare

The encodings in this section are decoded from [Data Processing -- Scalar Floating-Point and Advanced SIMD](#).

31	30	29	28	27	26	25	24	23	22	21	20	19	18	17	16	15	14	13	12	11	10	9	8	7	6	5	4	3	2	1	0
M	0	S	1	1	1	1	0	f	t	y	p	e	1	Rm			cond			0	1	Rn			op	nzc			v		

Decode fields				Instruction Details	Feature
M	S	ftype	op		
0	0	00	0	FCCMP — Single-precision	FEAT_FP
0	0	00	1	FCCMPE — Single-precision	FEAT_FP
0	0	01	0	FCCMP — Double-precision	FEAT_FP
0	0	01	1	FCCMPE — Double-precision	FEAT_FP
0	0	10		UNALLOCATED	-
0	0	11	0	FCCMP — Half-precision	FEAT_FP16
0	0	11	1	FCCMPE — Half-precision	FEAT_FP16
0	1			UNALLOCATED	-
1				UNALLOCATED	-

Floating-point data-processing (2 source)

The encodings in this section are decoded from [Data Processing -- Scalar Floating-Point and Advanced SIMD](#).

31	30	29	28	27	26	25	24	23	22	21	20	19	18	17	16	15	14	13	12	11	10	9	8	7	6	5	4	3	2	1	0
M	0	S	1	1	1	1	0	ftype		1	Rm					opcode			1	0	Rn					Rd					

Decode fields				Instruction Details	Feature
M	S	ftype	opcode		
0	0	00	0000	FMUL (scalar) — Single-precision	FEAT_FP
0	0	00	0001	FDIV (scalar) — Single-precision	FEAT_FP
0	0	00	0010	FADD (scalar) — Single-precision	FEAT_FP
0	0	00	0011	FSUB (scalar) — Single-precision	FEAT_FP
0	0	00	0100	FMAX (scalar) — Single-precision	FEAT_FP
0	0	00	0101	FMIN (scalar) — Single-precision	FEAT_FP
0	0	00	0110	FMAXNM (scalar) — Single-precision	FEAT_FP
0	0	00	0111	FMINNM (scalar) — Single-precision	FEAT_FP
0	0	00	1000	FNMUL (scalar) — Single-precision	FEAT_FP
0	0	01	0000	FMUL (scalar) — Double-precision	FEAT_FP
0	0	01	0001	FDIV (scalar) — Double-precision	FEAT_FP
0	0	01	0010	FADD (scalar) — Double-precision	FEAT_FP
0	0	01	0011	FSUB (scalar) — Double-precision	FEAT_FP
0	0	01	0100	FMAX (scalar) — Double-precision	FEAT_FP

Decode fields				Instruction Details	Feature
M	S	ftype	opcode		
0	0	01	0101	FMIN (scalar) — Double-precision	FEAT_FP
0	0	01	0110	FMAXNM (scalar) — Double-precision	FEAT_FP
0	0	01	0111	FMINNM (scalar) — Double-precision	FEAT_FP
0	0	01	1000	FNMUL (scalar) — Double-precision	FEAT_FP
0	0	10		UNALLOCATED	-
0	0	11	0000	FMUL (scalar) — Half-precision	FEAT_FP16
0	0	11	0001	FDIV (scalar) — Half-precision	FEAT_FP16
0	0	11	0010	FADD (scalar) — Half-precision	FEAT_FP16
0	0	11	0011	FSUB (scalar) — Half-precision	FEAT_FP16
0	0	11	0100	FMAX (scalar) — Half-precision	FEAT_FP16
0	0	11	0101	FMIN (scalar) — Half-precision	FEAT_FP16
0	0	11	0110	FMAXNM (scalar) — Half-precision	FEAT_FP16
0	0	11	0111	FMINNM (scalar) — Half-precision	FEAT_FP16
0	0	11	1000	FNMUL (scalar) — Half-precision	FEAT_FP16
0	0	!= 10	1001	UNALLOCATED	-
0	0	!= 10	101x	UNALLOCATED	-
0	0	!= 10	11xx	UNALLOCATED	-
0	1			UNALLOCATED	-
1				UNALLOCATED	-

Floating-point conditional select

The encodings in this section are decoded from [Data Processing -- Scalar Floating-Point and Advanced SIMD](#).

31	30	29	28	27	26	25	24	23	22	21	20	19	18	17	16	15	14	13	12	11	10	9	8	7	6	5	4	3	2	1	0
M	0	S	1	1	1	1	0	ftype	1	Rm				cond		1	1	Rn				Rd									

Decode fields			Instruction Details	Feature
M	S	ftype		
0	0	00	FCSEL — Single-precision	FEAT_FP
0	0	01	FCSEL — Double-precision	FEAT_FP
0	0	10	UNALLOCATED	-
0	0	11	FCSEL — Half-precision	FEAT_FP16
0	1		UNALLOCATED	-
1			UNALLOCATED	-

Floating-point data-processing (3 source)

The encodings in this section are decoded from [Data Processing -- Scalar Floating-Point and Advanced SIMD](#).

31	30	29	28	27	26	25	24	23	22	21	20	19	18	17	16	15	14	13	12	11	10	9	8	7	6	5	4	3	2	1	0
M	0	S	1	1	1	1	1	ftype	o1	Rm				o0	Ra				Rn				Rd								

Decode fields					Instruction Details	Feature
M	S	ftype	o1	o0		
0	0	00	0	0	FMADD — Single-precision	FEAT_FP
0	0	00	0	1	FMSUB — Single-precision	FEAT_FP
0	0	00	1	0	FNMADD — Single-precision	FEAT_FP
0	0	00	1	1	FNMSUB — Single-precision	FEAT_FP
0	0	01	0	0	FMADD — Double-precision	FEAT_FP

Decode fields					Instruction Details	Feature
M	S	ftype	o1	o0		
0	0	01	0	1	FMSUB — Double-precision	FEAT_FP
0	0	01	1	0	FNMADD — Double-precision	FEAT_FP
0	0	01	1	1	FNMSUB — Double-precision	FEAT_FP
0	0	10			UNALLOCATED	-
0	0	11	0	0	FMADD — Half-precision	FEAT_FP16
0	0	11	0	1	FMSUB — Half-precision	FEAT_FP16
0	0	11	1	0	FNMADD — Half-precision	FEAT_FP16
0	0	11	1	1	FNMSUB — Half-precision	FEAT_FP16
0	1				UNALLOCATED	-
1					UNALLOCATED	-

Loads and Stores

The encodings in this section are decoded from [A64 instruction set encoding](#).

31	30	29	28	27	26	25	24	23	22	21	20	19	18	17	16	15	14	13	12	11	10	9	8	7	6	5	4	3	2	1	0
op0				1	op1	0	op2																								

Decode fields			Instruction details
op0	op1	op2	
0000	0	1xx1xxxxxxxxxxxx	UNALLOCATED
0001	1	1xx1xxxxxxxxxxxx	UNALLOCATED
0x00	0	00x1xxxxxxxxxxxx	Compare and swap pair
0x00	0	10x0xxxxxxxxxxxx	UNALLOCATED
0x00	0	11x0xxxxxxxxxxxx	Compare and swap pair (unprivileged)
0x00	1	00x000000xxxxxx	Advanced SIMD load/store multiple structures
0x00	1	00x000001xxxxxx	UNALLOCATED
0x00	1	01x0xxxxxxxxxxxx	Advanced SIMD load/store multiple structures (post-indexed)
0x00	1	0xx1xxxxxxxxxxxx	UNALLOCATED
0x00	1	10x10001xxxxxxx	UNALLOCATED
0x00	1	10x1001xxxxxxx	UNALLOCATED
0x00	1	10x101xxxxxxx	UNALLOCATED
0x00	1	10x11xxxxxxx	UNALLOCATED
0x00	1	10xx0000xxxxxxx	Advanced SIMD load/store single structure
0x00	1	11xxxxxxxxxxxx	Advanced SIMD load/store single structure (post-indexed)
0x00	1	xx000001xxxxxxx	UNALLOCATED
0x00	1	xx00001xxxxxxx	UNALLOCATED
0x00	1	xx0001xxxxxxx	UNALLOCATED
0x00	1	xx001xxxxxxx	UNALLOCATED
0x01	0	1xx0xxxxxxxxxx11	UNALLOCATED
0x01	0	1xx1xxxxxx000010	RCW compare and swap
0x01	0	1xx1xxxxxx000011	RCW compare and swap pair
0x01	0	1xx1xxxxxx00011x	UNALLOCATED
0x01	0	1xx1xxxxxx001x1x	UNALLOCATED
0x01	0	1xx1xxxxxx01xx1x	UNALLOCATED
0x01	0	1xx1xxxxxx1xxx1x	UNALLOCATED
0x01	0	1xx1xxxxxxxxxx00	128-bit atomic memory operations
0x01	0	1xx1xxxxxxxxxx01	Atomic memory operations (unprivileged)

1001	0	1xx0xxxxxxxxxx11	UNALLOCATED
1001	1	1xx1xxxxxxxxxxxx	UNALLOCATED
100x	0	1xx1xxxxxxxxxxxx	UNALLOCATED
1101	0	1000111110xxx11	GCS load/store
1101	0	1100111110xxx11	UNALLOCATED
1101	0	1x000xxxxxxxxxx11	UNALLOCATED
1101	0	1x0010xxxxxxxxxx11	UNALLOCATED
1101	0	1x00110xxxxxxxxxx11	UNALLOCATED
1101	0	1x001110xxxxxxxxxx11	UNALLOCATED
1101	0	1x0011110xxxxxxxxxx11	UNALLOCATED
1101	0	1x00111111xxx11	UNALLOCATED
1101	0	1x10xxxxxxxxxxxx11	UNALLOCATED
1101	0	1xx1xxxxxxxxxxxx	Load/store memory tags
1x00	0	00x1xxxxxxxxxxxx	Load/store exclusive pair
1x00	0	10x0xxxxxxxxxxxx	Load/store exclusive register (unprivileged)
1x00	0	11x0xxxxxxxxxxxx	Compare and swap (unprivileged)
1x00	1		UNALLOCATED
x100	0	1xx1xxxxxxxxxxxx	UNALLOCATED
x101	1	1xx1xxxxxxxxxxxx	UNALLOCATED
xx00	0	00x0xxxxxxxxxxxx	Load/store exclusive register
xx00	0	01x0xxxxxxxxxxxx	Load/store ordered
xx00	0	01x1xxxxxxxxxxxx	Compare and swap
xx01	0	10x0xxxxxxxxxx10	LDIAPP/STILP
xx01	0	11x000000000010	LDAPR/STLR (writeback)
xx01	0	11x000000000110	UNALLOCATED
xx01	0	11x000000001x10	UNALLOCATED
xx01	0	11x00000001xx10	UNALLOCATED
xx01	0	11x0000001xxx10	UNALLOCATED
xx01	0	11x000001xxxx10	UNALLOCATED
xx01	0	11x0001xxxxxx10	UNALLOCATED
xx01	0	11x001xxxxxxx10	UNALLOCATED
xx01	0	11x01xxxxxxxxxx10	UNALLOCATED
xx01	0	1xx0xxxxxxxxxx00	LDAPR/STLR (unscaled immediate)
xx01	1	1xx0xxxxxxxxxx00	UNALLOCATED
xx01	1	1xx0xxxxxxxxxx10	LDAPR/STLR (SIMD&FP)
xx01	1	1xx0xxxxxxxxxx11	UNALLOCATED
xx01		0xxxxxxxxxxxxxxxx	Load register (literal)
xx01		1xx0xxxxxxxxxx01	Memory Copy and Memory Set
xx10		00xxxxxxxxxxxxxxxx	Load/store no-allocate pair (offset)
xx10		01xxxxxxxxxxxxxxxx	Load/store register pair (post-indexed)
xx10		10xxxxxxxxxxxxxxxx	Load/store register pair (offset)
xx10		11xxxxxxxxxxxxxxxx	Load/store register pair (pre-indexed)
xx11		0xx0xxxxxxxxxx00	Load/store register (unscaled immediate)
xx11		0xx0xxxxxxxxxx01	Load/store register (immediate post-indexed)
xx11		0xx0xxxxxxxxxx10	Load/store register (unprivileged)
xx11		0xx0xxxxxxxxxx11	Load/store register (immediate pre-indexed)
xx11		0xx1xxxxxxxxxx00	Atomic memory operations
xx11		0xx1xxxxxxxxxx10	Load/store register (register offset)

xx11		0xx1xxxxxxxxxx1	Load/store register (pac)
xx11		1xxxxxxxxxxxxxxxxx	Load/store register (unsigned immediate)

Compare and swap pair

The encodings in this section are decoded from [Loads and Stores](#).

31	30	29	28	27	26	25	24	23	22	21	20	19	18	17	16	15	14	13	12	11	10	9	8	7	6	5	4	3	2	1	0
0	sz	0	0	1	0	0	0	0	L	1					Rs	o0															Rt

Decode fields				Instruction Details		Feature
sz	L	o0	Rt2			
			!= 11111	UNALLOCATED		-
0	0	0	11111	CASP, CASPA, CASPAL, CASPL — 32-bit CASP		FEAT_LSE
0	0	1	11111	CASP, CASPA, CASPAL, CASPL — 32-bit CASPL		FEAT_LSE
0	1	0	11111	CASP, CASPA, CASPAL, CASPL — 32-bit CASPA		FEAT_LSE
0	1	1	11111	CASP, CASPA, CASPAL, CASPL — 32-bit CASPAL		FEAT_LSE
1	0	0	11111	CASP, CASPA, CASPAL, CASPL — 64-bit CASP		FEAT_LSE
1	0	1	11111	CASP, CASPA, CASPAL, CASPL — 64-bit CASPL		FEAT_LSE
1	1	0	11111	CASP, CASPA, CASPAL, CASPL — 64-bit CASPA		FEAT_LSE
1	1	1	11111	CASP, CASPA, CASPAL, CASPL — 64-bit CASPAL		FEAT_LSE

Compare and swap pair (unprivileged)

The encodings in this section are decoded from [Loads and Stores](#).

31	30	29	28	27	26	25	24	23	22	21	20	19	18	17	16	15	14	13	12	11	10	9	8	7	6	5	4	3	2	1	0
0	sz	0	0	1	0	0	1	1	L	0					Rs	o0															Rt

Decode fields				Instruction Details		Feature
sz	L	o0	Rt2			
0				UNALLOCATED		-
1			!= 11111	UNALLOCATED		-
1	0	0	11111	CASPT, CASPAT, CASPALT, CASPLT — CASPT		FEAT_LSUI
1	0	1	11111	CASPT, CASPAT, CASPALT, CASPLT — CASPLT		FEAT_LSUI
1	1	0	11111	CASPT, CASPAT, CASPALT, CASPLT — CASPAT		FEAT_LSUI
1	1	1	11111	CASPT, CASPAT, CASPALT, CASPLT — CASPALT		FEAT_LSUI

Advanced SIMD load/store multiple structures

The encodings in this section are decoded from [Loads and Stores](#).

31	30	29	28	27	26	25	24	23	22	21	20	19	18	17	16	15	14	13	12	11	10	9	8	7	6	5	4	3	2	1	0
0	Q	0	0	1	1	0	0	0	L	0	0	0	0	0	0																Rt

Decode fields		Instruction Details		Feature
L	opcode			
	x0x1	UNALLOCATED		-
	0101	UNALLOCATED		-
	11xx	UNALLOCATED		-
0	0000	ST4 (multiple structures)		FEAT_AdvSIMD
0	0010	ST1 (multiple structures) — Four registers		FEAT_AdvSIMD
0	0100	ST3 (multiple structures)		FEAT_AdvSIMD

Decode fields		Instruction Details	Feature
L	opcode		
0	0110	ST1 (multiple structures) — Three registers	FEAT_AdvSIMD
0	0111	ST1 (multiple structures) — One register	FEAT_AdvSIMD
0	1000	ST2 (multiple structures)	FEAT_AdvSIMD
0	1010	ST1 (multiple structures) — Two registers	FEAT_AdvSIMD
1	0000	LD4 (multiple structures)	FEAT_AdvSIMD
1	0010	LD1 (multiple structures) — Four registers	FEAT_AdvSIMD
1	0100	LD3 (multiple structures)	FEAT_AdvSIMD
1	0110	LD1 (multiple structures) — Three registers	FEAT_AdvSIMD
1	0111	LD1 (multiple structures) — One register	FEAT_AdvSIMD
1	1000	LD2 (multiple structures)	FEAT_AdvSIMD
1	1010	LD1 (multiple structures) — Two registers	FEAT_AdvSIMD

Advanced SIMD load/store multiple structures (post-indexed)

The encodings in this section are decoded from [Loads and Stores](#).

31	30	29	28	27	26	25	24	23	22	21	20	19	18	17	16	15	14	13	12	11	10	9	8	7	6	5	4	3	2	1	0
0	Q	0	0	1	1	0	0	1	L	0	Rm				opcode				size		Rn				Rt						

Decode fields		Instruction Details	Feature
L	Rm opcode		
	×0×1	UNALLOCATED	-
	0101	UNALLOCATED	-
	11××	UNALLOCATED	-
0	11111 0000	ST4 (multiple structures) — Immediate offset	FEAT_AdvSIMD
0	11111 0010	ST1 (multiple structures) — Four registers, immediate offset	FEAT_AdvSIMD
0	11111 0100	ST3 (multiple structures) — Immediate offset	FEAT_AdvSIMD
0	11111 0110	ST1 (multiple structures) — Three registers, immediate offset	FEAT_AdvSIMD
0	11111 0111	ST1 (multiple structures) — One register, immediate offset	FEAT_AdvSIMD
0	11111 1000	ST2 (multiple structures) — Immediate offset	FEAT_AdvSIMD
0	11111 1010	ST1 (multiple structures) — Two registers, immediate offset	FEAT_AdvSIMD
0	!= 11111 0000	ST4 (multiple structures) — Register offset	FEAT_AdvSIMD
0	!= 11111 0010	ST1 (multiple structures) — Four registers, register offset	FEAT_AdvSIMD
0	!= 11111 0100	ST3 (multiple structures) — Register offset	FEAT_AdvSIMD
0	!= 11111 0110	ST1 (multiple structures) — Three registers, register offset	FEAT_AdvSIMD
0	!= 11111 0111	ST1 (multiple structures) — One register, register offset	FEAT_AdvSIMD
0	!= 11111 1000	ST2 (multiple structures) — Register offset	FEAT_AdvSIMD
0	!= 11111 1010	ST1 (multiple structures) — Two registers, register offset	FEAT_AdvSIMD
1	11111 0000	LD4 (multiple structures) — Immediate offset	FEAT_AdvSIMD
1	11111 0010	LD1 (multiple structures) — Four registers, immediate offset	FEAT_AdvSIMD
1	11111 0100	LD3 (multiple structures) — Immediate offset	FEAT_AdvSIMD
1	11111 0110	LD1 (multiple structures) — Three registers, immediate offset	FEAT_AdvSIMD
1	11111 0111	LD1 (multiple structures) — One register, immediate offset	FEAT_AdvSIMD
1	11111 1000	LD2 (multiple structures) — Immediate offset	FEAT_AdvSIMD
1	11111 1010	LD1 (multiple structures) — Two registers, immediate offset	FEAT_AdvSIMD
1	!= 11111 0000	LD4 (multiple structures) — Register offset	FEAT_AdvSIMD
1	!= 11111 0010	LD1 (multiple structures) — Four registers, register offset	FEAT_AdvSIMD
1	!= 11111 0100	LD3 (multiple structures) — Register offset	FEAT_AdvSIMD
1	!= 11111 0110	LD1 (multiple structures) — Three registers, register offset	FEAT_AdvSIMD

Decode fields			Instruction Details	Feature
L	Rm	opcode		
1	!= 11111	0111	LD1 (multiple structures) — One register, register offset	FEAT_AdvSIMD
1	!= 11111	1000	LD2 (multiple structures) — Register offset	FEAT_AdvSIMD
1	!= 11111	1010	LD1 (multiple structures) — Two registers, register offset	FEAT_AdvSIMD

Advanced SIMD load/store single structure

The encodings in this section are decoded from [Loads and Stores](#).

31	30	29	28	27	26	25	24	23	22	21	20	19	18	17	16	15	14	13	12	11	10	9	8	7	6	5	4	3	2	1	0
0	Q	0	0	1	1	0	1	0	L	R	0	0	0	0	o2	opcode	S	size													

Decode fields						Instruction Details	Feature
L	R	o2	opcode	S	size		
		0	01x		×1	UNALLOCATED	-
		0	10x		1x	UNALLOCATED	-
		0	10x	1	01	UNALLOCATED	-
	0	1	100		!= 01	UNALLOCATED	-
	0	1	100	1	01	UNALLOCATED	-
	0	1	!= 100			UNALLOCATED	-
	1	1				UNALLOCATED	-
0		0	11x			UNALLOCATED	-
0	0	0	000			ST1 (single structure) — 8-bit	FEAT_AdvSIMD
0	0	0	001			ST3 (single structure) — 8-bit	FEAT_AdvSIMD
0	0	0	010		×0	ST1 (single structure) — 16-bit	FEAT_AdvSIMD
0	0	0	011		×0	ST3 (single structure) — 16-bit	FEAT_AdvSIMD
0	0	0	100		00	ST1 (single structure) — 32-bit	FEAT_AdvSIMD
0	0	0	100	0	01	ST1 (single structure) — 64-bit	FEAT_AdvSIMD
0	0	0	101		00	ST3 (single structure) — 32-bit	FEAT_AdvSIMD
0	0	0	101	0	01	ST3 (single structure) — 64-bit	FEAT_AdvSIMD
0	0	1	100	0	01	STL1 (SIMD&FP)	FEAT_AdvSIMD && FEAT_LRCPC3
0	1	0	000			ST2 (single structure) — 8-bit	FEAT_AdvSIMD
0	1	0	001			ST4 (single structure) — 8-bit	FEAT_AdvSIMD
0	1	0	010		×0	ST2 (single structure) — 16-bit	FEAT_AdvSIMD
0	1	0	011		×0	ST4 (single structure) — 16-bit	FEAT_AdvSIMD
0	1	0	100		00	ST2 (single structure) — 32-bit	FEAT_AdvSIMD
0	1	0	100	0	01	ST2 (single structure) — 64-bit	FEAT_AdvSIMD
0	1	0	101		00	ST4 (single structure) — 32-bit	FEAT_AdvSIMD
0	1	0	101	0	01	ST4 (single structure) — 64-bit	FEAT_AdvSIMD
1		0	11x	1		UNALLOCATED	-
1	0	0	000			LD1 (single structure) — 8-bit	FEAT_AdvSIMD
1	0	0	001			LD3 (single structure) — 8-bit	FEAT_AdvSIMD
1	0	0	010		×0	LD1 (single structure) — 16-bit	FEAT_AdvSIMD
1	0	0	011		×0	LD3 (single structure) — 16-bit	FEAT_AdvSIMD
1	0	0	100		00	LD1 (single structure) — 32-bit	FEAT_AdvSIMD
1	0	0	100	0	01	LD1 (single structure) — 64-bit	FEAT_AdvSIMD
1	0	0	101		00	LD3 (single structure) — 32-bit	FEAT_AdvSIMD
1	0	0	101	0	01	LD3 (single structure) — 64-bit	FEAT_AdvSIMD
1	0	0	110	0		LD1R	FEAT_AdvSIMD
1	0	0	111	0		LD3R	FEAT_AdvSIMD

Decode fields						Instruction Details	Feature
L	R	o2	opcode	S	size		
1	0	1	100	0	01	LDAP1 (SIMD&FP)	FEAT_AdvSIMD && FEAT_LRCPC3
1	1	0	000			LD2 (single structure) — 8-bit	FEAT_AdvSIMD
1	1	0	001			LD4 (single structure) — 8-bit	FEAT_AdvSIMD
1	1	0	010		×0	LD2 (single structure) — 16-bit	FEAT_AdvSIMD
1	1	0	011		×0	LD4 (single structure) — 16-bit	FEAT_AdvSIMD
1	1	0	100		00	LD2 (single structure) — 32-bit	FEAT_AdvSIMD
1	1	0	100	0	01	LD2 (single structure) — 64-bit	FEAT_AdvSIMD
1	1	0	101		00	LD4 (single structure) — 32-bit	FEAT_AdvSIMD
1	1	0	101	0	01	LD4 (single structure) — 64-bit	FEAT_AdvSIMD
1	1	0	110	0		LD2R	FEAT_AdvSIMD
1	1	0	111	0		LD4R	FEAT_AdvSIMD

Advanced SIMD load/store single structure (post-indexed)

The encodings in this section are decoded from [Loads and Stores](#).

31	30	29	28	27	26	25	24	23	22	21	20	19	18	17	16	15	14	13	12	11	10	9	8	7	6	5	4	3	2	1	0
0	Q	0	0	1	1	0	1	1	L	R	Rm				opcode				S	size		Rn				Rt					

Decode fields						Instruction Details	Feature
L	R	Rm	opcode	S	size		
			01×		×1	UNALLOCATED	-
			10×		1×	UNALLOCATED	-
			10×	1	01	UNALLOCATED	-
0			11×			UNALLOCATED	-
0	0	11111	000			ST1 (single structure) — 8-bit, immediate offset	FEAT_AdvSIMD
0	0	11111	001			ST3 (single structure) — 8-bit, immediate offset	FEAT_AdvSIMD
0	0	11111	010		×0	ST1 (single structure) — 16-bit, immediate offset	FEAT_AdvSIMD
0	0	11111	011		×0	ST3 (single structure) — 16-bit, immediate offset	FEAT_AdvSIMD
0	0	11111	100		00	ST1 (single structure) — 32-bit, immediate offset	FEAT_AdvSIMD
0	0	11111	100	0	01	ST1 (single structure) — 64-bit, immediate offset	FEAT_AdvSIMD
0	0	11111	101		00	ST3 (single structure) — 32-bit, immediate offset	FEAT_AdvSIMD
0	0	11111	101	0	01	ST3 (single structure) — 64-bit, immediate offset	FEAT_AdvSIMD
0	0	!= 11111	000			ST1 (single structure) — 8-bit, register offset	FEAT_AdvSIMD
0	0	!= 11111	001			ST3 (single structure) — 8-bit, register offset	FEAT_AdvSIMD
0	0	!= 11111	010		×0	ST1 (single structure) — 16-bit, register offset	FEAT_AdvSIMD
0	0	!= 11111	011		×0	ST3 (single structure) — 16-bit, register offset	FEAT_AdvSIMD
0	0	!= 11111	100		00	ST1 (single structure) — 32-bit, register offset	FEAT_AdvSIMD
0	0	!= 11111	100	0	01	ST1 (single structure) — 64-bit, register offset	FEAT_AdvSIMD
0	0	!= 11111	101		00	ST3 (single structure) — 32-bit, register offset	FEAT_AdvSIMD
0	0	!= 11111	101	0	01	ST3 (single structure) — 64-bit, register offset	FEAT_AdvSIMD
0	1	11111	000			ST2 (single structure) — 8-bit, immediate offset	FEAT_AdvSIMD
0	1	11111	001			ST4 (single structure) — 8-bit, immediate offset	FEAT_AdvSIMD
0	1	11111	010		×0	ST2 (single structure) — 16-bit, immediate offset	FEAT_AdvSIMD
0	1	11111	011		×0	ST4 (single structure) — 16-bit, immediate offset	FEAT_AdvSIMD
0	1	11111	100		00	ST2 (single structure) — 32-bit, immediate offset	FEAT_AdvSIMD
0	1	11111	100	0	01	ST2 (single structure) — 64-bit, immediate offset	FEAT_AdvSIMD
0	1	11111	101		00	ST4 (single structure) — 32-bit, immediate offset	FEAT_AdvSIMD
0	1	11111	101	0	01	ST4 (single structure) — 64-bit, immediate offset	FEAT_AdvSIMD

Decode fields						Instruction Details	Feature
L	R	Rm	opcode	S	size		
0	1	!= 11111	000			ST2 (single structure) — 8-bit, register offset	FEAT_AdvSIMD
0	1	!= 11111	001			ST4 (single structure) — 8-bit, register offset	FEAT_AdvSIMD
0	1	!= 11111	010		×0	ST2 (single structure) — 16-bit, register offset	FEAT_AdvSIMD
0	1	!= 11111	011		×0	ST4 (single structure) — 16-bit, register offset	FEAT_AdvSIMD
0	1	!= 11111	100		00	ST2 (single structure) — 32-bit, register offset	FEAT_AdvSIMD
0	1	!= 11111	100	0	01	ST2 (single structure) — 64-bit, register offset	FEAT_AdvSIMD
0	1	!= 11111	101		00	ST4 (single structure) — 32-bit, register offset	FEAT_AdvSIMD
0	1	!= 11111	101	0	01	ST4 (single structure) — 64-bit, register offset	FEAT_AdvSIMD
1			11x	1		UNALLOCATED	-
1	0	11111	000			LD1 (single structure) — 8-bit, immediate offset	FEAT_AdvSIMD
1	0	11111	001			LD3 (single structure) — 8-bit, immediate offset	FEAT_AdvSIMD
1	0	11111	010		×0	LD1 (single structure) — 16-bit, immediate offset	FEAT_AdvSIMD
1	0	11111	011		×0	LD3 (single structure) — 16-bit, immediate offset	FEAT_AdvSIMD
1	0	11111	100		00	LD1 (single structure) — 32-bit, immediate offset	FEAT_AdvSIMD
1	0	11111	100	0	01	LD1 (single structure) — 64-bit, immediate offset	FEAT_AdvSIMD
1	0	11111	101		00	LD3 (single structure) — 32-bit, immediate offset	FEAT_AdvSIMD
1	0	11111	101	0	01	LD3 (single structure) — 64-bit, immediate offset	FEAT_AdvSIMD
1	0	11111	110	0		LD1R — Immediate offset	FEAT_AdvSIMD
1	0	11111	111	0		LD3R — Immediate offset	FEAT_AdvSIMD
1	0	!= 11111	000			LD1 (single structure) — 8-bit, register offset	FEAT_AdvSIMD
1	0	!= 11111	001			LD3 (single structure) — 8-bit, register offset	FEAT_AdvSIMD
1	0	!= 11111	010		×0	LD1 (single structure) — 16-bit, register offset	FEAT_AdvSIMD
1	0	!= 11111	011		×0	LD3 (single structure) — 16-bit, register offset	FEAT_AdvSIMD
1	0	!= 11111	100		00	LD1 (single structure) — 32-bit, register offset	FEAT_AdvSIMD
1	0	!= 11111	100	0	01	LD1 (single structure) — 64-bit, register offset	FEAT_AdvSIMD
1	0	!= 11111	101		00	LD3 (single structure) — 32-bit, register offset	FEAT_AdvSIMD
1	0	!= 11111	101	0	01	LD3 (single structure) — 64-bit, register offset	FEAT_AdvSIMD
1	0	!= 11111	110	0		LD1R — Register offset	FEAT_AdvSIMD
1	0	!= 11111	111	0		LD3R — Register offset	FEAT_AdvSIMD
1	1	11111	000			LD2 (single structure) — 8-bit, immediate offset	FEAT_AdvSIMD
1	1	11111	001			LD4 (single structure) — 8-bit, immediate offset	FEAT_AdvSIMD
1	1	11111	010		×0	LD2 (single structure) — 16-bit, immediate offset	FEAT_AdvSIMD
1	1	11111	011		×0	LD4 (single structure) — 16-bit, immediate offset	FEAT_AdvSIMD
1	1	11111	100		00	LD2 (single structure) — 32-bit, immediate offset	FEAT_AdvSIMD
1	1	11111	100	0	01	LD2 (single structure) — 64-bit, immediate offset	FEAT_AdvSIMD
1	1	11111	101		00	LD4 (single structure) — 32-bit, immediate offset	FEAT_AdvSIMD
1	1	11111	101	0	01	LD4 (single structure) — 64-bit, immediate offset	FEAT_AdvSIMD
1	1	11111	110	0		LD2R — Immediate offset	FEAT_AdvSIMD
1	1	11111	111	0		LD4R — Immediate offset	FEAT_AdvSIMD
1	1	!= 11111	000			LD2 (single structure) — 8-bit, register offset	FEAT_AdvSIMD
1	1	!= 11111	001			LD4 (single structure) — 8-bit, register offset	FEAT_AdvSIMD
1	1	!= 11111	010		×0	LD2 (single structure) — 16-bit, register offset	FEAT_AdvSIMD
1	1	!= 11111	011		×0	LD4 (single structure) — 16-bit, register offset	FEAT_AdvSIMD
1	1	!= 11111	100		00	LD2 (single structure) — 32-bit, register offset	FEAT_AdvSIMD
1	1	!= 11111	100	0	01	LD2 (single structure) — 64-bit, register offset	FEAT_AdvSIMD
1	1	!= 11111	101		00	LD4 (single structure) — 32-bit, register offset	FEAT_AdvSIMD
1	1	!= 11111	101	0	01	LD4 (single structure) — 64-bit, register offset	FEAT_AdvSIMD

Decode fields						Instruction Details	Feature
L	R	Rm	opcode	S	size		
1	1	!= 11111	110	0		LD2R — Register offset	FEAT_AdvSIMD
1	1	!= 11111	111	0		LD4R — Register offset	FEAT_AdvSIMD

RCW compare and swap

The encodings in this section are decoded from [Loads and Stores](#).

31	30	29	28	27	26	25	24	23	22	21	20	19	18	17	16	15	14	13	12	11	10	9	8	7	6	5	4	3	2	1	0
0	S	0	1	1	0	0	1	A	R	1					Rs		0	0	0	0	1	0					Rn				Rt

Decode fields			Instruction Details	Feature
S	A	R		
0	0	0	RCWCAS , RCWCASA , RCWCASAL , RCWCASL — RCWCAS	FEAT_THE
0	0	1	RCWCAS , RCWCASA , RCWCASAL , RCWCASL — RCWCASL	FEAT_THE
0	1	0	RCWCAS , RCWCASA , RCWCASAL , RCWCASL — RCWCASA	FEAT_THE
0	1	1	RCWCAS , RCWCASA , RCWCASAL , RCWCASL — RCWCASAL	FEAT_THE
1	0	0	RCWSCAS , RCWSCASA , RCWSCASAL , RCWSCASL — RCWSCAS	FEAT_THE
1	0	1	RCWSCAS , RCWSCASA , RCWSCASAL , RCWSCASL — RCWSCASL	FEAT_THE
1	1	0	RCWSCAS , RCWSCASA , RCWSCASAL , RCWSCASL — RCWSCASA	FEAT_THE
1	1	1	RCWSCAS , RCWSCASA , RCWSCASAL , RCWSCASL — RCWSCASAL	FEAT_THE

RCW compare and swap pair

The encodings in this section are decoded from [Loads and Stores](#).

31	30	29	28	27	26	25	24	23	22	21	20	19	18	17	16	15	14	13	12	11	10	9	8	7	6	5	4	3	2	1	0
0	S	0	1	1	0	0	1	A	R	1					Rs		0	0	0	0	1	1					Rn				Rt

Decode fields			Instruction Details	Feature
S	A	R		
0	0	0	RCWCASP , RCWCASPA , RCWCASPAL , RCWCASPL — RCWCASP	FEAT_D128 && FEAT_THE
0	0	1	RCWCASP , RCWCASPA , RCWCASPAL , RCWCASPL — RCWCASPL	FEAT_D128 && FEAT_THE
0	1	0	RCWCASP , RCWCASPA , RCWCASPAL , RCWCASPL — RCWCASPA	FEAT_D128 && FEAT_THE
0	1	1	RCWCASP , RCWCASPA , RCWCASPAL , RCWCASPL — RCWCASPAL	FEAT_D128 && FEAT_THE
1	0	0	RCWSCASP , RCWSCASPA , RCWSCASPAL , RCWSCASPL — RCWSCASP	FEAT_D128 && FEAT_THE
1	0	1	RCWSCASP , RCWSCASPA , RCWSCASPAL , RCWSCASPL — RCWSCASPL	FEAT_D128 && FEAT_THE
1	1	0	RCWSCASP , RCWSCASPA , RCWSCASPAL , RCWSCASPL — RCWSCASPA	FEAT_D128 && FEAT_THE
1	1	1	RCWSCASP , RCWSCASPA , RCWSCASPAL , RCWSCASPL — RCWSCASPAL	FEAT_D128 && FEAT_THE

128-bit atomic memory operations

The encodings in this section are decoded from [Loads and Stores](#).

31	30	29	28	27	26	25	24	23	22	21	20	19	18	17	16	15	14	13	12	11	10	9	8	7	6	5	4	3	2	1	0
0	S	0	1	1	0	0	1	A	R	1					Rt2		o3		opc		0	0					Rn				Rt

Decode fields					Instruction Details	Feature
S	A	R	o3	opc		
				1xx	UNALLOCATED	-
0			0	0x0	UNALLOCATED	-
0	0	0	0	001	LDCLRP , LDCLRPA , LDCLRPAL , LDCLRPL — LDCLRP	FEAT_LSE128
0	0	0	0	011	LDSETP , LDSETPA , LDSETPAL , LDSETPL — LDSETP	FEAT_LSE128

Decode fields					Instruction Details	Feature
S	A	R	o3	opc		
0	0	0	1	000	SWPP, SWPPA, SWPPAL, SWPPL — SWPP	FEAT_LSE128
0	0	0	1	001	RCWCLRP, RCWCLRPA, RCWCLRPAL, RCWCLRPL — RCWCLRP	FEAT_D128 && FEAT_THE
0	0	0	1	010	RCWSWPP, RCWSWPPA, RCWSWPPAL, RCWSWPPL — RCWSWPP	FEAT_D128 && FEAT_THE
0	0	0	1	011	RCWSETP, RCWSETPA, RCWSETPAL, RCWSETPL — RCWSETP	FEAT_D128 && FEAT_THE
0	0	1	0	001	LDCLRP, LDCLRPA, LDCLRPAL, LDCLRPL — LDCLRPL	FEAT_LSE128
0	0	1	0	011	LDSETP, LDSETPA, LDSETPAL, LDSETPL — LDSETPL	FEAT_LSE128
0	0	1	1	000	SWPP, SWPPA, SWPPAL, SWPPL — SWPPL	FEAT_LSE128
0	0	1	1	001	RCWCLRP, RCWCLRPA, RCWCLRPAL, RCWCLRPL — RCWCLRPL	FEAT_D128 && FEAT_THE
0	0	1	1	010	RCWSWPP, RCWSWPPA, RCWSWPPAL, RCWSWPPL — RCWSWPPL	FEAT_D128 && FEAT_THE
0	0	1	1	011	RCWSETP, RCWSETPA, RCWSETPAL, RCWSETPL — RCWSETPL	FEAT_D128 && FEAT_THE
0	1	0	0	001	LDCLRP, LDCLRPA, LDCLRPAL, LDCLRPL — LDCLRPA	FEAT_LSE128
0	1	0	0	011	LDSETP, LDSETPA, LDSETPAL, LDSETPL — LDSETPA	FEAT_LSE128
0	1	0	1	000	SWPP, SWPPA, SWPPAL, SWPPL — SWPPA	FEAT_LSE128
0	1	0	1	001	RCWCLRP, RCWCLRPA, RCWCLRPAL, RCWCLRPL — RCWCLRPA	FEAT_D128 && FEAT_THE
0	1	0	1	010	RCWSWPP, RCWSWPPA, RCWSWPPAL, RCWSWPPL — RCWSWPPA	FEAT_D128 && FEAT_THE
0	1	0	1	011	RCWSETP, RCWSETPA, RCWSETPAL, RCWSETPL — RCWSETPA	FEAT_D128 && FEAT_THE
0	1	1	0	001	LDCLRP, LDCLRPA, LDCLRPAL, LDCLRPL — LDCLRPAL	FEAT_LSE128
0	1	1	0	011	LDSETP, LDSETPA, LDSETPAL, LDSETPL — LDSETPAL	FEAT_LSE128
0	1	1	1	000	SWPP, SWPPA, SWPPAL, SWPPL — SWPPAL	FEAT_LSE128
0	1	1	1	001	RCWCLRP, RCWCLRPA, RCWCLRPAL, RCWCLRPL — RCWCLRPAL	FEAT_D128 && FEAT_THE
0	1	1	1	010	RCWSWPP, RCWSWPPA, RCWSWPPAL, RCWSWPPL — RCWSWPPAL	FEAT_D128 && FEAT_THE
0	1	1	1	011	RCWSETP, RCWSETPA, RCWSETPAL, RCWSETPL — RCWSETPAL	FEAT_D128 && FEAT_THE
1			0	0xx	UNALLOCATED	-
1			1	000	UNALLOCATED	-
1	0	0	1	001	RCWSCLRP, RCWSCLRPA, RCWSCLRPAL, RCWSCLRPL — RCWSCLRP	FEAT_D128 && FEAT_THE
1	0	0	1	010	RCWSSWPP, RCWSSWPPA, RCWSSWPPAL, RCWSSWPPL — RCWSSWPP	FEAT_D128 && FEAT_THE
1	0	0	1	011	RCWSSETP, RCWSSETPA, RCWSSETPAL, RCWSSETPL — RCWSSETP	FEAT_D128 && FEAT_THE
1	0	1	1	001	RCWSCLRP, RCWSCLRPA, RCWSCLRPAL, RCWSCLRPL — RCWSCLRPL	FEAT_D128 && FEAT_THE
1	0	1	1	010	RCWSSWPP, RCWSSWPPA, RCWSSWPPAL, RCWSSWPPL — RCWSSWPPL	FEAT_D128 && FEAT_THE
1	0	1	1	011	RCWSSETP, RCWSSETPA, RCWSSETPAL, RCWSSETPL — RCWSSETPL	FEAT_D128 && FEAT_THE
1	1	0	1	001	RCWSCLRP, RCWSCLRPA, RCWSCLRPAL, RCWSCLRPL — RCWSCLRPA	FEAT_D128 && FEAT_THE
1	1	0	1	010	RCWSSWPP, RCWSSWPPA, RCWSSWPPAL, RCWSSWPPL — RCWSSWPPA	FEAT_D128 && FEAT_THE
1	1	0	1	011	RCWSSETP, RCWSSETPA, RCWSSETPAL, RCWSSETPL — RCWSSETPA	FEAT_D128 && FEAT_THE
1	1	1	1	001	RCWSCLRP, RCWSCLRPA, RCWSCLRPAL, RCWSCLRPL — RCWSCLRPAL	FEAT_D128 && FEAT_THE

Decode fields					Instruction Details	Feature
S	A	R	o3	opc		
1	1	1	1	010	RCWSSWPP, RCWSSWPPA, RCWSSWPPAL, RCWSSWPPL — RCWSSWPPAL	FEAT_D128 && FEAT_THE
1	1	1	1	011	RCWSSETP, RCWSSETPA, RCWSSETPAL, RCWSSETPL — RCWSSETPAL	FEAT_D128 && FEAT_THE

Atomic memory operations (unprivileged)

The encodings in this section are decoded from [Loads and Stores](#).

31	30	29	28	27	26	25	24	23	22	21	20	19	18	17	16	15	14	13	12	11	10	9	8	7	6	5	4	3	2	1	0
0	sz	0	1	1	0	0	1	A	R	1	Rs				o3	opc			0	1	Rn				Rt						

Decode fields					Instruction Details	Feature
sz	A	R	o3	opc		
				010	UNALLOCATED	-
				1xx	UNALLOCATED	-
			1	0x1	UNALLOCATED	-
0	0	0	0	000	LDTADD, LDTADDA, LDTADDAL, LDTADDL — 32-bit no memory ordering	FEAT_LSUI
0	0	0	0	001	LDTCLR, LDTCLRA, LDTCLRAL, LDTCLRL — 32-bit no memory ordering	FEAT_LSUI
0	0	0	0	011	LDTSET, LDTSETA, LDTSETAL, LDTSETL — 32-bit no memory ordering	FEAT_LSUI
0	0	0	1	000	SWPT, SWPTA, SWPTAL, SWPTL — 32-bit SWPT	FEAT_LSUI
0	0	1	0	000	LDTADD, LDTADDA, LDTADDAL, LDTADDL — 32-bit release	FEAT_LSUI
0	0	1	0	001	LDTCLR, LDTCLRA, LDTCLRAL, LDTCLRL — 32-bit release	FEAT_LSUI
0	0	1	0	011	LDTSET, LDTSETA, LDTSETAL, LDTSETL — 32-bit release	FEAT_LSUI
0	0	1	1	000	SWPT, SWPTA, SWPTAL, SWPTL — 32-bit SWPTL	FEAT_LSUI
0	1	0	0	000	LDTADD, LDTADDA, LDTADDAL, LDTADDL — 32-bit acquire	FEAT_LSUI
0	1	0	0	001	LDTCLR, LDTCLRA, LDTCLRAL, LDTCLRL — 32-bit acquire	FEAT_LSUI
0	1	0	0	011	LDTSET, LDTSETA, LDTSETAL, LDTSETL — 32-bit acquire	FEAT_LSUI
0	1	0	1	000	SWPT, SWPTA, SWPTAL, SWPTL — 32-bit SWPTA	FEAT_LSUI
0	1	1	0	000	LDTADD, LDTADDA, LDTADDAL, LDTADDL — 32-bit acquire-release	FEAT_LSUI
0	1	1	0	001	LDTCLR, LDTCLRA, LDTCLRAL, LDTCLRL — 32-bit acquire-release	FEAT_LSUI
0	1	1	0	011	LDTSET, LDTSETA, LDTSETAL, LDTSETL — 32-bit acquire-release	FEAT_LSUI
0	1	1	1	000	SWPT, SWPTA, SWPTAL, SWPTL — 32-bit SWPTAL	FEAT_LSUI
1	0	0	0	000	LDTADD, LDTADDA, LDTADDAL, LDTADDL — 64-bit no memory ordering	FEAT_LSUI
1	0	0	0	001	LDTCLR, LDTCLRA, LDTCLRAL, LDTCLRL — 64-bit no memory ordering	FEAT_LSUI
1	0	0	0	011	LDTSET, LDTSETA, LDTSETAL, LDTSETL — 64-bit no memory ordering	FEAT_LSUI
1	0	0	1	000	SWPT, SWPTA, SWPTAL, SWPTL — 64-bit SWPT	FEAT_LSUI
1	0	1	0	000	LDTADD, LDTADDA, LDTADDAL, LDTADDL — 64-bit release	FEAT_LSUI
1	0	1	0	001	LDTCLR, LDTCLRA, LDTCLRAL, LDTCLRL — 64-bit release	FEAT_LSUI
1	0	1	0	011	LDTSET, LDTSETA, LDTSETAL, LDTSETL — 64-bit release	FEAT_LSUI
1	0	1	1	000	SWPT, SWPTA, SWPTAL, SWPTL — 64-bit SWPTL	FEAT_LSUI
1	1	0	0	000	LDTADD, LDTADDA, LDTADDAL, LDTADDL — 64-bit acquire	FEAT_LSUI
1	1	0	0	001	LDTCLR, LDTCLRA, LDTCLRAL, LDTCLRL — 64-bit acquire	FEAT_LSUI
1	1	0	0	011	LDTSET, LDTSETA, LDTSETAL, LDTSETL — 64-bit acquire	FEAT_LSUI
1	1	0	1	000	SWPT, SWPTA, SWPTAL, SWPTL — 64-bit SWPTA	FEAT_LSUI
1	1	1	0	000	LDTADD, LDTADDA, LDTADDAL, LDTADDL — 64-bit acquire-release	FEAT_LSUI
1	1	1	0	001	LDTCLR, LDTCLRA, LDTCLRAL, LDTCLRL — 64-bit acquire-release	FEAT_LSUI
1	1	1	0	011	LDTSET, LDTSETA, LDTSETAL, LDTSETL — 64-bit acquire-release	FEAT_LSUI
1	1	1	1	000	SWPT, SWPTA, SWPTAL, SWPTL — 64-bit SWPTAL	FEAT_LSUI

GCS load/store

The encodings in this section are decoded from [Loads and Stores](#).

31	30	29	28	27	26	25	24	23	22	21	20	19	18	17	16	15	14	13	12	11	10	9	8	7	6	5	4	3	2	1	0
1	1	0	1	1	0	0	1	0	0	0	1	1	1	1	1	0	opc			1	1	Rn				Rt					

Decode fields opc	Instruction Details	Feature
000	GCSSTR	FEAT_GCS
001	GCSSTTR	FEAT_GCS
01x	UNALLOCATED	-
1xx	UNALLOCATED	-

Load/store memory tags

The encodings in this section are decoded from [Loads and Stores](#).

31	30	29	28	27	26	25	24	23	22	21	20	19	18	17	16	15	14	13	12	11	10	9	8	7	6	5	4	3	2	1	0
1	1	0	1	1	0	0	1	opc			1	imm9						op2			Rn				Rt						

Decode fields opc	Decode fields imm9	op2	Instruction Details	Feature
00		01	STG — Post-index	FEAT_MTE
00		10	STG — Signed offset	FEAT_MTE
00		11	STG — Pre-index	FEAT_MTE
00	000000000	00	STZGM	FEAT_MTE2
01		00	LDG	FEAT_MTE
01		01	STZG — Post-index	FEAT_MTE
01		10	STZG — Signed offset	FEAT_MTE
01		11	STZG — Pre-index	FEAT_MTE
10		01	ST2G — Post-index	FEAT_MTE
10		10	ST2G — Signed offset	FEAT_MTE
10		11	ST2G — Pre-index	FEAT_MTE
10	000000000	00	STGM	FEAT_MTE2
11		01	STZ2G — Post-index	FEAT_MTE
11		10	STZ2G — Signed offset	FEAT_MTE
11		11	STZ2G — Pre-index	FEAT_MTE
11	000000000	00	LDGM	FEAT_MTE2
!= 01	!= 000000000	00	UNALLOCATED	-

Load/store exclusive pair

The encodings in this section are decoded from [Loads and Stores](#).

31	30	29	28	27	26	25	24	23	22	21	20	19	18	17	16	15	14	13	12	11	10	9	8	7	6	5	4	3	2	1	0
1	sz	0	0	1	0	0	0	0	L	1	Rs			o0	Rt2			Rn				Rt									

Decode fields sz	Decode fields L	Decode fields o0	Instruction Details
0	0	0	STXP — 32-bit
0	0	1	STLXP — 32-bit
0	1	0	LDXP — 32-bit
0	1	1	LDAXP — 32-bit
1	0	0	STXP — 64-bit

Decode fields			Instruction Details
sz	L	o0	
1	0	1	STLXP — 64-bit
1	1	0	LDXP — 64-bit
1	1	1	LDAXP — 64-bit

Load/store exclusive register (unprivileged)

The encodings in this section are decoded from [Loads and Stores](#).

31	30	29	28	27	26	25	24	23	22	21	20	19	18	17	16	15	14	13	12	11	10	9	8	7	6	5	4	3	2	1	0
1	sz	0	0	1	0	0	1	0	L	0	Rs				o0	Rt2				Rn				Rt							

Decode fields			Instruction Details	Feature
sz	L	o0		
0	0	0	STTXR — 32-bit	FEAT_LSUI
0	0	1	STLTXR — 32-bit	FEAT_LSUI
0	1	0	LDTXR — 32-bit	FEAT_LSUI
0	1	1	LDATXR — 32-bit	FEAT_LSUI
1	0	0	STTXR — 64-bit	FEAT_LSUI
1	0	1	STLTXR — 64-bit	FEAT_LSUI
1	1	0	LDTXR — 64-bit	FEAT_LSUI
1	1	1	LDATXR — 64-bit	FEAT_LSUI

Compare and swap (unprivileged)

The encodings in this section are decoded from [Loads and Stores](#).

31	30	29	28	27	26	25	24	23	22	21	20	19	18	17	16	15	14	13	12	11	10	9	8	7	6	5	4	3	2	1	0
1	sz	0	0	1	0	0	1	1	L	0	Rs				o0	Rt2				Rn				Rt							

Decode fields			Rt2	Instruction Details	Feature
sz	L	o0			
0				UNALLOCATED	-
1			!= 11111	UNALLOCATED	-
1	0	0	11111	CAST, CASAT, CASALT, CASLT — CAST	FEAT_LSUI
1	0	1	11111	CAST, CASAT, CASALT, CASLT — CASLT	FEAT_LSUI
1	1	0	11111	CAST, CASAT, CASALT, CASLT — CASAT	FEAT_LSUI
1	1	1	11111	CAST, CASAT, CASALT, CASLT — CASALT	FEAT_LSUI

Load/store exclusive register

The encodings in this section are decoded from [Loads and Stores](#).

31	30	29	28	27	26	25	24	23	22	21	20	19	18	17	16	15	14	13	12	11	10	9	8	7	6	5	4	3	2	1	0
size		0	0	1	0	0	0	0	L	0	Rs				o0	Rt2				Rn				Rt							

Decode fields			Instruction Details
size	L	o0	
00	0	0	STXRB
00	0	1	STLXRB
00	1	0	LDXRB
00	1	1	LDAXRB
01	0	0	STXRH

Decode fields			Instruction Details
size	L	o0	
01	0	1	STLXRH
01	1	0	LDXRH
01	1	1	LDAXRH
10	0	0	STXR — 32-bit
10	0	1	STLXR — 32-bit
10	1	0	LDXR — 32-bit
10	1	1	LDAXR — 32-bit
11	0	0	STXR — 64-bit
11	0	1	STLXR — 64-bit
11	1	0	LDXR — 64-bit
11	1	1	LDAXR — 64-bit

Load/store ordered

The encodings in this section are decoded from [Loads and Stores](#).

31	30	29	28	27	26	25	24	23	22	21	20	19	18	17	16	15	14	13	12	11	10	9	8	7	6	5	4	3	2	1	0
size	0	0	1	0	0	0	1	L	0		Rs				o0	Rt2				Rn				Rt							

Decode fields			Instruction Details	Feature
size	L	o0		
00	0	0	STLLRB	FEAT_LOR
00	0	1	STLRB	-
00	1	0	LDLARB	FEAT_LOR
00	1	1	LDARB	-
01	0	0	STLLRH	FEAT_LOR
01	0	1	STLRH	-
01	1	0	LDLARH	FEAT_LOR
01	1	1	LDARH	-
10	0	0	STLLR — 32-bit	FEAT_LOR
10	0	1	STLR — 32-bit	-
10	1	0	LDLAR — 32-bit	FEAT_LOR
10	1	1	LDAR — 32-bit	-
11	0	0	STLLR — 64-bit	FEAT_LOR
11	0	1	STLR — 64-bit	-
11	1	0	LDLAR — 64-bit	FEAT_LOR
11	1	1	LDAR — 64-bit	-

Compare and swap

The encodings in this section are decoded from [Loads and Stores](#).

31	30	29	28	27	26	25	24	23	22	21	20	19	18	17	16	15	14	13	12	11	10	9	8	7	6	5	4	3	2	1	0
size	0	0	1	0	0	0	1	L	1		Rs				o0	Rt2				Rn				Rt							

Decode fields			Rt2	Instruction Details	Feature
size	L	o0			
			!= 11111	UNALLOCATED	-
00	0	0	11111	CASB , CASAB , CASALB , CASLB — CASB	FEAT_LSE
00	0	1	11111	CASB , CASAB , CASALB , CASLB — CASLB	FEAT_LSE

Decode fields				Instruction Details	Feature
size	L	o0	Rt2		
00	1	0	11111	CASB, CASAB, CASALB, CASLB — CASAB	FEAT_LSE
00	1	1	11111	CASB, CASAB, CASALB, CASLB — CASALB	FEAT_LSE
01	0	0	11111	CASH, CASAH, CASALH, CASLH — CASH	FEAT_LSE
01	0	1	11111	CASH, CASAH, CASALH, CASLH — CASLH	FEAT_LSE
01	1	0	11111	CASH, CASAH, CASALH, CASLH — CASAH	FEAT_LSE
01	1	1	11111	CASH, CASAH, CASALH, CASLH — CASALH	FEAT_LSE
10	0	0	11111	CAS, CASA, CASAL, CASL — 32-bit CAS	FEAT_LSE
10	0	1	11111	CAS, CASA, CASAL, CASL — 32-bit CASL	FEAT_LSE
10	1	0	11111	CAS, CASA, CASAL, CASL — 32-bit CASA	FEAT_LSE
10	1	1	11111	CAS, CASA, CASAL, CASL — 32-bit CASAL	FEAT_LSE
11	0	0	11111	CAS, CASA, CASAL, CASL — 64-bit CAS	FEAT_LSE
11	0	1	11111	CAS, CASA, CASAL, CASL — 64-bit CASL	FEAT_LSE
11	1	0	11111	CAS, CASA, CASAL, CASL — 64-bit CASA	FEAT_LSE
11	1	1	11111	CAS, CASA, CASAL, CASL — 64-bit CASAL	FEAT_LSE

LDIAPP/STILP

The encodings in this section are decoded from [Loads and Stores](#).

31	30	29	28	27	26	25	24	23	22	21	20	19	18	17	16	15	14	13	12	11	10	9	8	7	6	5	4	3	2	1	0
size	0	1	1	0	0	1	0	L	0	Rt2				opc2				1	0	Rn				Rt							

Decode fields				Instruction Details	Feature
size	L	opc2			
0x				UNALLOCATED	-
1x		001x		UNALLOCATED	-
1x		01xx		UNALLOCATED	-
1x		1xxx		UNALLOCATED	-
10	0	0000		STILP — 32-bit pre-index	FEAT_LRCPC3
10	0	0001		STILP — 32-bit	FEAT_LRCPC3
10	1	0000		LDIAPP — 32-bit post-index	FEAT_LRCPC3
10	1	0001		LDIAPP — 32-bit	FEAT_LRCPC3
11	0	0000		STILP — 64-bit pre-index	FEAT_LRCPC3
11	0	0001		STILP — 64-bit	FEAT_LRCPC3
11	1	0000		LDIAPP — 64-bit post-index	FEAT_LRCPC3
11	1	0001		LDIAPP — 64-bit	FEAT_LRCPC3

LDAPR/STLR (writeback)

The encodings in this section are decoded from [Loads and Stores](#).

31	30	29	28	27	26	25	24	23	22	21	20	19	18	17	16	15	14	13	12	11	10	9	8	7	6	5	4	3	2	1	0
size	0	1	1	0	0	1	1	L	0	0	0	0	0	0	0	0	0	0	0	1	0	Rn				Rt					

Decode fields		Instruction Details	Feature
size	L		
0x		UNALLOCATED	-
10	0	STLR — 32-bit	FEAT_LRCPC3
10	1	LDAPR — 32-bit	FEAT_LRCPC3
11	0	STLR — 64-bit	FEAT_LRCPC3

Decode fields size	L	Instruction Details	Feature
11	1	LDAPR — 64-bit	FEAT_LRCPC3

LDAPR/STLR (unscaled immediate)

The encodings in this section are decoded from [Loads and Stores](#).

31	30	29	28	27	26	25	24	23	22	21	20	19	18	17	16	15	14	13	12	11	10	9	8	7	6	5	4	3	2	1	0
size		0	1	1	0	0	1	opc		0	imm9										0	0	Rn				Rt				

Decode fields size	opc	Instruction Details	Feature
00	00	STLURB	FEAT_LRCPC2
00	01	LDAPURB	FEAT_LRCPC2
00	10	LDAPURSB — 64-bit	FEAT_LRCPC2
00	11	LDAPURSB — 32-bit	FEAT_LRCPC2
01	00	STLURH	FEAT_LRCPC2
01	01	LDAPURH	FEAT_LRCPC2
01	10	LDAPURSH — 64-bit	FEAT_LRCPC2
01	11	LDAPURSH — 32-bit	FEAT_LRCPC2
10	00	STLUR — 32-bit	FEAT_LRCPC2
10	01	LDAPUR — 32-bit	FEAT_LRCPC2
10	10	LDAPURSW	FEAT_LRCPC2
10	11	UNALLOCATED	-
11	00	STLUR — 64-bit	FEAT_LRCPC2
11	01	LDAPUR — 64-bit	FEAT_LRCPC2
11	1x	UNALLOCATED	-

LDAPR/STLR (SIMD&FP)

The encodings in this section are decoded from [Loads and Stores](#).

31	30	29	28	27	26	25	24	23	22	21	20	19	18	17	16	15	14	13	12	11	10	9	8	7	6	5	4	3	2	1	0
size		0	1	1	1	0	1	opc		0	imm9										1	0	Rn				Rt				

Decode fields size	opc	Instruction Details	Feature
00	00	STLUR (SIMD&FP) — 8-bit	FEAT_FP && FEAT_LRCPC3
00	01	LDAPUR (SIMD&FP) — 8-bit	FEAT_FP && FEAT_LRCPC3
00	10	STLUR (SIMD&FP) — 128-bit	FEAT_FP && FEAT_LRCPC3
00	11	LDAPUR (SIMD&FP) — 128-bit	FEAT_FP && FEAT_LRCPC3
01	00	STLUR (SIMD&FP) — 16-bit	FEAT_FP && FEAT_LRCPC3
01	01	LDAPUR (SIMD&FP) — 16-bit	FEAT_FP && FEAT_LRCPC3
10	00	STLUR (SIMD&FP) — 32-bit	FEAT_FP && FEAT_LRCPC3
10	01	LDAPUR (SIMD&FP) — 32-bit	FEAT_FP && FEAT_LRCPC3
11	00	STLUR (SIMD&FP) — 64-bit	FEAT_FP && FEAT_LRCPC3
11	01	LDAPUR (SIMD&FP) — 64-bit	FEAT_FP && FEAT_LRCPC3
!= 00	1x	UNALLOCATED	-

Load register (literal)

The encodings in this section are decoded from [Loads and Stores](#).

31	30	29	28	27	26	25	24	23	22	21	20	19	18	17	16	15	14	13	12	11	10	9	8	7	6	5	4	3	2	1	0
opc		0	1	1	VR	0	0	imm19																	Rt						

Decode fields		Instruction Details		Feature
opc	VR			
00	0	LDR (literal) — 32-bit		-
00	1	LDR (literal, SIMD&FP) — 32-bit		FEAT_FP
01	0	LDR (literal) — 64-bit		-
01	1	LDR (literal, SIMD&FP) — 64-bit		FEAT_FP
10	0	LDRSW (literal)		-
10	1	LDR (literal, SIMD&FP) — 128-bit		FEAT_FP
11	0	PRFM (literal)		-
11	1	UNALLOCATED		-

Memory Copy and Memory Set

The encodings in this section are decoded from [Loads and Stores](#).

31	30	29	28	27	26	25	24	23	22	21	20	19	18	17	16	15	14	13	12	11	10	9	8	7	6	5	4	3	2	1	0
size		0	1	1	o0	0	1	op1		0	Rs					op2			0	1	Rn					Rd					

Decode fields			Instruction Details		Feature
o0	op1	op2			
	11	11xx	UNALLOCATED		-
0	00	0000	CPYFP, CPYFM, CPYFE — Prologue		FEAT_MOPS
0	00	0001	CPYFPWT, CPYFMWT, CPYFEWT — Prologue		FEAT_MOPS
0	00	0010	CPYFPRT, CPYFMRT, CPYFERT — Prologue		FEAT_MOPS
0	00	0011	CPYFPT, CPYFMT, CPYFET — Prologue		FEAT_MOPS
0	00	0100	CPYFPWN, CPYFMWN, CPYFEWN — Prologue		FEAT_MOPS
0	00	0101	CPYFPWTWN, CPYFMWTWN, CPYFEWTWN — Prologue		FEAT_MOPS
0	00	0110	CPYFPRTWN, CPYFMRTWN, CPYFERTWN — Prologue		FEAT_MOPS
0	00	0111	CPYFPTWN, CPYFMTWN, CPYFETWN — Prologue		FEAT_MOPS
0	00	1000	CPYFPRN, CPYFMRN, CPYFERN — Prologue		FEAT_MOPS
0	00	1001	CPYFPWTRN, CPYFMWTRN, CPYFEWTRN — Prologue		FEAT_MOPS
0	00	1010	CPYFPRTRN, CPYFMRTRN, CPYFERTRN — Prologue		FEAT_MOPS
0	00	1011	CPYFPTRN, CPYFMTRN, CPYFETRN — Prologue		FEAT_MOPS
0	00	1100	CPYFPN, CPYFMN, CPYFEN — Prologue		FEAT_MOPS
0	00	1101	CPYFPWTN, CPYFMWTN, CPYFEWTN — Prologue		FEAT_MOPS
0	00	1110	CPYFPRTN, CPYFMRTN, CPYFERTN — Prologue		FEAT_MOPS
0	00	1111	CPYFPTN, CPYFMTN, CPYFETN — Prologue		FEAT_MOPS
0	01	0000	CPYFP, CPYFM, CPYFE — Main		FEAT_MOPS
0	01	0001	CPYFPWT, CPYFMWT, CPYFEWT — Main		FEAT_MOPS
0	01	0010	CPYFPRT, CPYFMRT, CPYFERT — Main		FEAT_MOPS
0	01	0011	CPYFPT, CPYFMT, CPYFET — Main		FEAT_MOPS
0	01	0100	CPYFPWN, CPYFMWN, CPYFEWN — Main		FEAT_MOPS
0	01	0101	CPYFPWTWN, CPYFMWTWN, CPYFEWTWN — Main		FEAT_MOPS
0	01	0110	CPYFPRTWN, CPYFMRTWN, CPYFERTWN — Main		FEAT_MOPS
0	01	0111	CPYFPTWN, CPYFMTWN, CPYFETWN — Main		FEAT_MOPS
0	01	1000	CPYFPRN, CPYFMRN, CPYFERN — Main		FEAT_MOPS
0	01	1001	CPYFPWTRN, CPYFMWTRN, CPYFEWTRN — Main		FEAT_MOPS
0	01	1010	CPYFPRTRN, CPYFMRTRN, CPYFERTRN — Main		FEAT_MOPS
0	01	1011	CPYFPTRN, CPYFMTRN, CPYFETRN — Main		FEAT_MOPS

Decode fields			Instruction Details	Feature
o0	op1	op2		
0	01	1100	CPYFPN, CPYFMN, CPYFEN — Main	FEAT_MOPS
0	01	1101	CPYFPWTN, CPYFMWTN, CPYFEWTN — Main	FEAT_MOPS
0	01	1110	CPYFPRTN, CPYFMRTN, CPYFERTN — Main	FEAT_MOPS
0	01	1111	CPYFPTN, CPYFMTN, CPYFETN — Main	FEAT_MOPS
0	10	0000	CPYFP, CPYFM, CPYFE — Epilogue	FEAT_MOPS
0	10	0001	CPYFPWT, CPYFMWT, CPYFEWT — Epilogue	FEAT_MOPS
0	10	0010	CPYFPRT, CPYFMRT, CPYFERT — Epilogue	FEAT_MOPS
0	10	0011	CPYFPT, CPYFMT, CPYFET — Epilogue	FEAT_MOPS
0	10	0100	CPYFPWN, CPYFMWN, CPYFEWN — Epilogue	FEAT_MOPS
0	10	0101	CPYFPWTWN, CPYFMWTWN, CPYFEWTWN — Epilogue	FEAT_MOPS
0	10	0110	CPYFPRTWN, CPYFMRTWN, CPYFERTWN — Epilogue	FEAT_MOPS
0	10	0111	CPYFPTWN, CPYFMTWN, CPYFETWN — Epilogue	FEAT_MOPS
0	10	1000	CPYFPRN, CPYFMRN, CPYFERN — Epilogue	FEAT_MOPS
0	10	1001	CPYFPWTRN, CPYFMWTRN, CPYFEWTRN — Epilogue	FEAT_MOPS
0	10	1010	CPYFPRTRN, CPYFMRTRN, CPYFERTRN — Epilogue	FEAT_MOPS
0	10	1011	CPYFPTRN, CPYFMTRN, CPYFETRN — Epilogue	FEAT_MOPS
0	10	1100	CPYFPN, CPYFMN, CPYFEN — Epilogue	FEAT_MOPS
0	10	1101	CPYFPWTN, CPYFMWTN, CPYFEWTN — Epilogue	FEAT_MOPS
0	10	1110	CPYFPRTN, CPYFMRTN, CPYFERTN — Epilogue	FEAT_MOPS
0	10	1111	CPYFPTN, CPYFMTN, CPYFETN — Epilogue	FEAT_MOPS
0	11	0000	SETP, SETM, SETE — Prologue	FEAT_MOPS
0	11	0001	SETPT, SETMT, SETET — Prologue	FEAT_MOPS
0	11	0010	SETPN, SETMN, SETEN — Prologue	FEAT_MOPS
0	11	0011	SETPTN, SETMTN, SETETN — Prologue	FEAT_MOPS
0	11	0100	SETP, SETM, SETE — Main	FEAT_MOPS
0	11	0101	SETPT, SETMT, SETET — Main	FEAT_MOPS
0	11	0110	SETPN, SETMN, SETEN — Main	FEAT_MOPS
0	11	0111	SETPTN, SETMTN, SETETN — Main	FEAT_MOPS
0	11	1000	SETP, SETM, SETE — Epilogue	FEAT_MOPS
0	11	1001	SETPT, SETMT, SETET — Epilogue	FEAT_MOPS
0	11	1010	SETPN, SETMN, SETEN — Epilogue	FEAT_MOPS
0	11	1011	SETPTN, SETMTN, SETETN — Epilogue	FEAT_MOPS
1	00	0000	CPYP, CPYM, CPYE — Prologue	FEAT_MOPS
1	00	0001	CPYPWT, CPYMW, CPYEW — Prologue	FEAT_MOPS
1	00	0010	CPYPRT, CPYMRT, CPYERT — Prologue	FEAT_MOPS
1	00	0011	CPYPT, CPYMT, CPYET — Prologue	FEAT_MOPS
1	00	0100	CPYPWN, CPYMW, CPYEW — Prologue	FEAT_MOPS
1	00	0101	CPYPWTWN, CPYMW, CPYEW — Prologue	FEAT_MOPS
1	00	0110	CPYPRTWN, CPYMRTWN, CPYERTWN — Prologue	FEAT_MOPS
1	00	0111	CPYPTWN, CPYMTWN, CPYETWN — Prologue	FEAT_MOPS
1	00	1000	CPYPRN, CPYMRN, CPYERN — Prologue	FEAT_MOPS
1	00	1001	CPYPWTRN, CPYMWTRN, CPYEWTRN — Prologue	FEAT_MOPS
1	00	1010	CPYPRTRN, CPYMRTRN, CPYERTRN — Prologue	FEAT_MOPS
1	00	1011	CPYPTRN, CPYMRN, CPYETRN — Prologue	FEAT_MOPS
1	00	1100	CPYPN, CPYMN, CPYEN — Prologue	FEAT_MOPS
1	00	1101	CPYPWTN, CPYMW, CPYEW — Prologue	FEAT_MOPS
1	00	1110	CPYPRTN, CPYMRTN, CPYERTN — Prologue	FEAT_MOPS

Decode fields			Instruction Details	Feature
o0	op1	op2		
1	00	1111	CPYPTN, CPYMTN, CPYETN — Prologue	FEAT_MOPS
1	01	0000	CPYP, CPYM, CPYE — Main	FEAT_MOPS
1	01	0001	CPYPWT, CPYMW, CPYEWT — Main	FEAT_MOPS
1	01	0010	CPYPRT, CPYMRT, CPYERT — Main	FEAT_MOPS
1	01	0011	CPYPT, CPYMT, CPYET — Main	FEAT_MOPS
1	01	0100	CPYPWN, CPYMW, CPYEWN — Main	FEAT_MOPS
1	01	0101	CPYPWTN, CPYMW, CPYEWTN — Main	FEAT_MOPS
1	01	0110	CPYPRTN, CPYMRTN, CPYERTN — Main	FEAT_MOPS
1	01	0111	CPYPTN, CPYMTN, CPYETN — Main	FEAT_MOPS
1	01	1000	CPYPRN, CPYMRN, CPYERN — Main	FEAT_MOPS
1	01	1001	CPYPWTRN, CPYMWTRN, CPYEWTRN — Main	FEAT_MOPS
1	01	1010	CPYPRTRN, CPYMRTRN, CPYERTRN — Main	FEAT_MOPS
1	01	1011	CPYPTRN, CPYMRN, CPYETRN — Main	FEAT_MOPS
1	01	1100	CPYPN, CPYMN, CPYEN — Main	FEAT_MOPS
1	01	1101	CPYPWTN, CPYMW, CPYEWTN — Main	FEAT_MOPS
1	01	1110	CPYPRTN, CPYMRN, CPYERTN — Main	FEAT_MOPS
1	01	1111	CPYPTN, CPYMTN, CPYETN — Main	FEAT_MOPS
1	10	0000	CPYP, CPYM, CPYE — Epilogue	FEAT_MOPS
1	10	0001	CPYPWT, CPYMW, CPYEWT — Epilogue	FEAT_MOPS
1	10	0010	CPYPRT, CPYMRT, CPYERT — Epilogue	FEAT_MOPS
1	10	0011	CPYPT, CPYMT, CPYET — Epilogue	FEAT_MOPS
1	10	0100	CPYPWN, CPYMW, CPYEWN — Epilogue	FEAT_MOPS
1	10	0101	CPYPWTN, CPYMW, CPYEWTN — Epilogue	FEAT_MOPS
1	10	0110	CPYPRTN, CPYMRN, CPYERTN — Epilogue	FEAT_MOPS
1	10	0111	CPYPTN, CPYMTN, CPYETN — Epilogue	FEAT_MOPS
1	10	1000	CPYPRN, CPYMRN, CPYERN — Epilogue	FEAT_MOPS
1	10	1001	CPYPWTRN, CPYMWTRN, CPYEWTRN — Epilogue	FEAT_MOPS
1	10	1010	CPYPRTRN, CPYMRTRN, CPYERTRN — Epilogue	FEAT_MOPS
1	10	1011	CPYPTRN, CPYMRN, CPYETRN — Epilogue	FEAT_MOPS
1	10	1100	CPYPN, CPYMN, CPYEN — Epilogue	FEAT_MOPS
1	10	1101	CPYPWTN, CPYMW, CPYEWTN — Epilogue	FEAT_MOPS
1	10	1110	CPYPRTN, CPYMRN, CPYERTN — Epilogue	FEAT_MOPS
1	10	1111	CPYPTN, CPYMTN, CPYETN — Epilogue	FEAT_MOPS
1	11	0000	SETGP, SETGM, SETGE — Prologue	FEAT_MOPS && FEAT_MTE
1	11	0001	SETGPT, SETGMT, SETGET — Prologue	FEAT_MOPS && FEAT_MTE
1	11	0010	SETGPN, SETGMN, SETGEN — Prologue	FEAT_MOPS && FEAT_MTE
1	11	0011	SETGPTN, SETGMTN, SETGETN — Prologue	FEAT_MOPS && FEAT_MTE
1	11	0100	SETGP, SETGM, SETGE — Main	FEAT_MOPS && FEAT_MTE
1	11	0101	SETGPT, SETGMT, SETGET — Main	FEAT_MOPS && FEAT_MTE
1	11	0110	SETGPN, SETGMN, SETGEN — Main	FEAT_MOPS && FEAT_MTE
1	11	0111	SETGPTN, SETGMTN, SETGETN — Main	FEAT_MOPS && FEAT_MTE
1	11	1000	SETGP, SETGM, SETGE — Epilogue	FEAT_MOPS && FEAT_MTE
1	11	1001	SETGPT, SETGMT, SETGET — Epilogue	FEAT_MOPS && FEAT_MTE
1	11	1010	SETGPN, SETGMN, SETGEN — Epilogue	FEAT_MOPS && FEAT_MTE
1	11	1011	SETGPTN, SETGMTN, SETGETN — Epilogue	FEAT_MOPS && FEAT_MTE

Load/store no-allocate pair (offset)

The encodings in this section are decoded from [Loads and Stores](#).

31	30	29	28	27	26	25	24	23	22	21	20	19	18	17	16	15	14	13	12	11	10	9	8	7	6	5	4	3	2	1	0
opc	1	0	1	VR	0	0	0	L	imm7							Rt2				Rn				Rt							

Decode fields			Instruction Details	Feature
opc	VR	L		
00	0	0	STNP — 32-bit	-
00	0	1	LDNP — 32-bit	-
00	1	0	STNP (SIMD&FP) — 32-bit	FEAT_FP
00	1	1	LDNP (SIMD&FP) — 32-bit	FEAT_FP
01	0		UNALLOCATED	-
01	1	0	STNP (SIMD&FP) — 64-bit	FEAT_FP
01	1	1	LDNP (SIMD&FP) — 64-bit	FEAT_FP
10	0	0	STNP — 64-bit	-
10	0	1	LDNP — 64-bit	-
10	1	0	STNP (SIMD&FP) — 128-bit	FEAT_FP
10	1	1	LDNP (SIMD&FP) — 128-bit	FEAT_FP
11	0	0	STTNP	FEAT_LSUI
11	0	1	LDTNP	FEAT_LSUI
11	1	0	STTNP (SIMD&FP)	FEAT_FP && FEAT_LSUI
11	1	1	LDTNP (SIMD&FP)	FEAT_FP && FEAT_LSUI

Load/store register pair (post-indexed)

The encodings in this section are decoded from [Loads and Stores](#).

31	30	29	28	27	26	25	24	23	22	21	20	19	18	17	16	15	14	13	12	11	10	9	8	7	6	5	4	3	2	1	0
opc	1	0	1	VR	0	0	1	L	imm7							Rt2				Rn				Rt							

Decode fields			Instruction Details	Feature
opc	VR	L		
00	0	0	STP — 32-bit	-
00	0	1	LDP — 32-bit	-
00	1	0	STP (SIMD&FP) — 32-bit	FEAT_FP
00	1	1	LDP (SIMD&FP) — 32-bit	FEAT_FP
01	0	0	STGP	FEAT_MTE
01	0	1	LDPSW	-
01	1	0	STP (SIMD&FP) — 64-bit	FEAT_FP
01	1	1	LDP (SIMD&FP) — 64-bit	FEAT_FP
10	0	0	STP — 64-bit	-
10	0	1	LDP — 64-bit	-
10	1	0	STP (SIMD&FP) — 128-bit	FEAT_FP
10	1	1	LDP (SIMD&FP) — 128-bit	FEAT_FP
11	0	0	STTP	FEAT_LSUI
11	0	1	LDTP	FEAT_LSUI
11	1	0	STTP (SIMD&FP)	FEAT_FP && FEAT_LSUI
11	1	1	LDTP (SIMD&FP)	FEAT_FP && FEAT_LSUI

Load/store register pair (offset)

The encodings in this section are decoded from [Loads and Stores](#).

31	30	29	28	27	26	25	24	23	22	21	20	19	18	17	16	15	14	13	12	11	10	9	8	7	6	5	4	3	2	1	0
opc	1	0	1	VR	0	1	0	L	imm7							Rt2				Rn				Rt							

Decode fields			Instruction Details		Feature
opc	VR	L			
00	0	0	STP — 32-bit		-
00	0	1	LDP — 32-bit		-
00	1	0	STP (SIMD&FP) — 32-bit		FEAT_FP
00	1	1	LDP (SIMD&FP) — 32-bit		FEAT_FP
01	0	0	STGP		FEAT_MTE
01	0	1	LDPSW		-
01	1	0	STP (SIMD&FP) — 64-bit		FEAT_FP
01	1	1	LDP (SIMD&FP) — 64-bit		FEAT_FP
10	0	0	STP — 64-bit		-
10	0	1	LDP — 64-bit		-
10	1	0	STP (SIMD&FP) — 128-bit		FEAT_FP
10	1	1	LDP (SIMD&FP) — 128-bit		FEAT_FP
11	0	0	STTP		FEAT_LSUI
11	0	1	LDTP		FEAT_LSUI
11	1	0	STTP (SIMD&FP)		FEAT_FP && FEAT_LSUI
11	1	1	LDTP (SIMD&FP)		FEAT_FP && FEAT_LSUI

Load/store register pair (pre-indexed)

The encodings in this section are decoded from [Loads and Stores](#).

31	30	29	28	27	26	25	24	23	22	21	20	19	18	17	16	15	14	13	12	11	10	9	8	7	6	5	4	3	2	1	0
opc	1	0	1	VR	0	1	1	L	imm7							Rt2				Rn				Rt							

Decode fields			Instruction Details		Feature
opc	VR	L			
00	0	0	STP — 32-bit		-
00	0	1	LDP — 32-bit		-
00	1	0	STP (SIMD&FP) — 32-bit		FEAT_FP
00	1	1	LDP (SIMD&FP) — 32-bit		FEAT_FP
01	0	0	STGP		FEAT_MTE
01	0	1	LDPSW		-
01	1	0	STP (SIMD&FP) — 64-bit		FEAT_FP
01	1	1	LDP (SIMD&FP) — 64-bit		FEAT_FP
10	0	0	STP — 64-bit		-
10	0	1	LDP — 64-bit		-
10	1	0	STP (SIMD&FP) — 128-bit		FEAT_FP
10	1	1	LDP (SIMD&FP) — 128-bit		FEAT_FP
11	0	0	STTP		FEAT_LSUI
11	0	1	LDTP		FEAT_LSUI
11	1	0	STTP (SIMD&FP)		FEAT_FP && FEAT_LSUI
11	1	1	LDTP (SIMD&FP)		FEAT_FP && FEAT_LSUI

Load/store register (unscaled immediate)

The encodings in this section are decoded from [Loads and Stores](#).

31	30	29	28	27	26	25	24	23	22	21	20	19	18	17	16	15	14	13	12	11	10	9	8	7	6	5	4	3	2	1	0
size	1	1	1	VR	0	0	opc	0	imm9							0 0				Rn				Rt							

Decode fields			Instruction Details	Feature
size	VR	opc		
00	0	00	STURB	-
00	0	01	LDURB	-
00	0	10	LDURSB — 64-bit	-
00	0	11	LDURSB — 32-bit	-
00	1	00	STUR (SIMD&FP) — 8-bit	FEAT_FP
00	1	01	LDUR (SIMD&FP) — 8-bit	FEAT_FP
00	1	10	STUR (SIMD&FP) — 128-bit	FEAT_FP
00	1	11	LDUR (SIMD&FP) — 128-bit	FEAT_FP
01	0	00	STURH	-
01	0	01	LDURH	-
01	0	10	LDURSH — 64-bit	-
01	0	11	LDURSH — 32-bit	-
01	1	00	STUR (SIMD&FP) — 16-bit	FEAT_FP
01	1	01	LDUR (SIMD&FP) — 16-bit	FEAT_FP
1x	0	11	UNALLOCATED	-
10	0	00	STUR — 32-bit	-
10	0	01	LDUR — 32-bit	-
10	0	10	LDURSW	-
10	1	00	STUR (SIMD&FP) — 32-bit	FEAT_FP
10	1	01	LDUR (SIMD&FP) — 32-bit	FEAT_FP
11	0	00	STUR — 64-bit	-
11	0	01	LDUR — 64-bit	-
11	0	10	PRFUM	-
11	1	00	STUR (SIMD&FP) — 64-bit	FEAT_FP
11	1	01	LDUR (SIMD&FP) — 64-bit	FEAT_FP
!= 00	1	1x	UNALLOCATED	-

Load/store register (immediate post-indexed)

The encodings in this section are decoded from [Loads and Stores](#).

31	30	29	28	27	26	25	24	23	22	21	20	19	18	17	16	15	14	13	12	11	10	9	8	7	6	5	4	3	2	1	0
size		1	1	1	VR	0	0	opc		0	imm9									0	1	Rn					Rt				

Decode fields			Instruction Details	Feature
size	VR	opc		
00	0	00	STRB (immediate)	-
00	0	01	LDRB (immediate)	-
00	0	10	LDRSB (immediate) — 64-bit	-
00	0	11	LDRSB (immediate) — 32-bit	-
00	1	00	STR (immediate, SIMD&FP) — 8-bit	FEAT_FP
00	1	01	LDR (immediate, SIMD&FP) — 8-bit	FEAT_FP
00	1	10	STR (immediate, SIMD&FP) — 128-bit	FEAT_FP
00	1	11	LDR (immediate, SIMD&FP) — 128-bit	FEAT_FP
01	0	00	STRH (immediate)	-
01	0	01	LDRH (immediate)	-
01	0	10	LDRSH (immediate) — 64-bit	-
01	0	11	LDRSH (immediate) — 32-bit	-
01	1	00	STR (immediate, SIMD&FP) — 16-bit	FEAT_FP

Decode fields			Instruction Details	Feature
size	VR	opc		
01	1	01	LDR (immediate, SIMD&FP) — 16-bit	FEAT_FP
01	1	1x	UNALLOCATED	-
10	0	00	STR (immediate) — 32-bit	-
10	0	01	LDR (immediate) — 32-bit	-
10	0	10	LDRSW (immediate)	-
10	0	11	UNALLOCATED	-
10	1	00	STR (immediate, SIMD&FP) — 32-bit	FEAT_FP
10	1	01	LDR (immediate, SIMD&FP) — 32-bit	FEAT_FP
10	1	1x	UNALLOCATED	-
11		1x	UNALLOCATED	-
11	0	00	STR (immediate) — 64-bit	-
11	0	01	LDR (immediate) — 64-bit	-
11	1	00	STR (immediate, SIMD&FP) — 64-bit	FEAT_FP
11	1	01	LDR (immediate, SIMD&FP) — 64-bit	FEAT_FP

Load/store register (unprivileged)

The encodings in this section are decoded from [Loads and Stores](#).

31	30	29	28	27	26	25	24	23	22	21	20	19	18	17	16	15	14	13	12	11	10	9	8	7	6	5	4	3	2	1	0
size		1	1	1	VR	0	0	opc		0	imm9									1	0	Rn				Rt					

Decode fields			Instruction Details
size	VR	opc	
	1		UNALLOCATED
00	0	00	STTRB
00	0	01	LDTRB
00	0	10	LDTRSB — 64-bit
00	0	11	LDTRSB — 32-bit
01	0	00	STTRH
01	0	01	LDTRH
01	0	10	LDTRSH — 64-bit
01	0	11	LDTRSH — 32-bit
10	0	00	STTR — 32-bit
10	0	01	LDTR — 32-bit
10	0	10	LDTRSW
10	0	11	UNALLOCATED
11	0	00	STTR — 64-bit
11	0	01	LDTR — 64-bit
11	0	1x	UNALLOCATED

Load/store register (immediate pre-indexed)

The encodings in this section are decoded from [Loads and Stores](#).

31	30	29	28	27	26	25	24	23	22	21	20	19	18	17	16	15	14	13	12	11	10	9	8	7	6	5	4	3	2	1	0
size		1	1	1	VR	0	0	opc		0	imm9									1	1	Rn				Rt					

Decode fields			Instruction Details	Feature
size	VR	opc		
00	0	00	STRB (immediate)	-
00	0	01	LDRB (immediate)	-
00	0	10	LDRSB (immediate) — 64-bit	-
00	0	11	LDRSB (immediate) — 32-bit	-
00	1	00	STR (immediate, SIMD&FP) — 8-bit	FEAT_FP
00	1	01	LDR (immediate, SIMD&FP) — 8-bit	FEAT_FP
00	1	10	STR (immediate, SIMD&FP) — 128-bit	FEAT_FP
00	1	11	LDR (immediate, SIMD&FP) — 128-bit	FEAT_FP
01	0	00	STRH (immediate)	-
01	0	01	LDRH (immediate)	-
01	0	10	LDRSH (immediate) — 64-bit	-
01	0	11	LDRSH (immediate) — 32-bit	-
01	1	00	STR (immediate, SIMD&FP) — 16-bit	FEAT_FP
01	1	01	LDR (immediate, SIMD&FP) — 16-bit	FEAT_FP
01	1	1x	UNALLOCATED	-
10	0	00	STR (immediate) — 32-bit	-
10	0	01	LDR (immediate) — 32-bit	-
10	0	10	LDRSW (immediate)	-
10	0	11	UNALLOCATED	-
10	1	00	STR (immediate, SIMD&FP) — 32-bit	FEAT_FP
10	1	01	LDR (immediate, SIMD&FP) — 32-bit	FEAT_FP
10	1	1x	UNALLOCATED	-
11		1x	UNALLOCATED	-
11	0	00	STR (immediate) — 64-bit	-
11	0	01	LDR (immediate) — 64-bit	-
11	1	00	STR (immediate, SIMD&FP) — 64-bit	FEAT_FP
11	1	01	LDR (immediate, SIMD&FP) — 64-bit	FEAT_FP

Atomic memory operations

The encodings in this section are decoded from [Loads and Stores](#).

31	30	29	28	27	26	25	24	23	22	21	20	19	18	17	16	15	14	13	12	11	10	9	8	7	6	5	4	3	2	1	0
size		1	1	1	VR	0	0	A	R	1	Rs				o3	opc		0	0	Rn				Rt							

Decode fields			Rs	o3	opc	Rt	Instruction Details	Feature
size	VR	A						
	0	0		1	100		UNALLOCATED	-
	0	0		1	11x		UNALLOCATED	-
	0	1	1	1	100		UNALLOCATED	-
	1			0	001		UNALLOCATED	-
	1			0	01x		UNALLOCATED	-
	1	0		1		!= 11111	UNALLOCATED	-
	1	0		1	001	11111	UNALLOCATED	-
	1	0		1	01x	11111	UNALLOCATED	-
	1	1		1			UNALLOCATED	-
0x	0		0	1	101		UNALLOCATED	-
0x	0	0	1	1	101		UNALLOCATED	-

size	VR	A	R	Decode fields Rs	o3	opc	Rt	Instruction Details	Feature
0x	0	1			1	11x		UNALLOCATED	-
0x	0	1	1		1	101		UNALLOCATED	-
00	0	0	0		0	000		LDADDB, LDADDAB, LDADDALB, LDADDLB — No memory ordering	FEAT_LSE
00	0	0	0		0	001		LDCLRB, LDCLRAB, LDCLRALB, LDCLRLB — No memory ordering	FEAT_LSE
00	0	0	0		0	010		LDEORB, LDEORAB, LDEORALB, LDEORLB — No memory ordering	FEAT_LSE
00	0	0	0		0	011		LDSETB, LDSETAB, LDSETALB, LDSETLB — No memory ordering	FEAT_LSE
00	0	0	0		0	100		LDSMAXB, LDSMAXAB, LDSMAXALB, LDSMAXLB — No memory ordering	FEAT_LSE
00	0	0	0		0	101		LDSMINB, LDSMINAB, LDSMINALB, LDSMINLB — No memory ordering	FEAT_LSE
00	0	0	0		0	110		LDUMAXB, LDUMAXAB, LDUMAXALB, LDUMAXLB — No memory ordering	FEAT_LSE
00	0	0	0		0	111		LDUMINB, LDUMINAB, LDUMINALB, LDUMINLB — No memory ordering	FEAT_LSE
00	0	0	0		1	000		SWPB, SWPAB, SWPALB, SWPLB — SWPB	FEAT_LSE
00	0	0	0		1	001		RCWCLR, RCWCLRA, RCWCLRAL, RCWCLRL — RCWCLR	FEAT_THE
00	0	0	0		1	010		RCWSWP, RCWSWPA, RCWSWPAL, RCWSWPL — RCWSWP	FEAT_THE
00	0	0	0		1	011		RCWSET, RCWSETA, RCWSETAL, RCWSETL — RCWSET	FEAT_THE
00	0	0	1		0	000		LDADDB, LDADDAB, LDADDALB, LDADDLB — Release	FEAT_LSE
00	0	0	1		0	001		LDCLRB, LDCLRAB, LDCLRALB, LDCLRLB — Release	FEAT_LSE
00	0	0	1		0	010		LDEORB, LDEORAB, LDEORALB, LDEORLB — Release	FEAT_LSE
00	0	0	1		0	011		LDSETB, LDSETAB, LDSETALB, LDSETLB — Release	FEAT_LSE
00	0	0	1		0	100		LDSMAXB, LDSMAXAB, LDSMAXALB, LDSMAXLB — Release	FEAT_LSE
00	0	0	1		0	101		LDSMINB, LDSMINAB, LDSMINALB, LDSMINLB — Release	FEAT_LSE
00	0	0	1		0	110		LDUMAXB, LDUMAXAB, LDUMAXALB, LDUMAXLB — Release	FEAT_LSE
00	0	0	1		0	111		LDUMINB, LDUMINAB, LDUMINALB, LDUMINLB — Release	FEAT_LSE
00	0	0	1		1	000		SWPB, SWPAB, SWPALB, SWPLB — SWPLB	FEAT_LSE
00	0	0	1		1	001		RCWCLR, RCWCLRA, RCWCLRAL, RCWCLRL — RCWCLRL	FEAT_THE
00	0	0	1		1	010		RCWSWP, RCWSWPA, RCWSWPAL, RCWSWPL — RCWSWPL	FEAT_THE
00	0	0	1		1	011		RCWSET, RCWSETA, RCWSETAL, RCWSETL — RCWSETL	FEAT_THE
00	0	1	0		0	000		LDADDB, LDADDAB, LDADDALB, LDADDLB — Acquire	FEAT_LSE
00	0	1	0		0	001		LDCLRB, LDCLRAB, LDCLRALB, LDCLRLB — Acquire	FEAT_LSE

size	VR	A	R	Decode fields Rs	o3	opc	Rt	Instruction Details	Feature
00	0	1	0		0	010		LDEORB, LDEORAB, LDEORALB, LDEORLB — Acquire	FEAT_LSE
00	0	1	0		0	011		LDSETB, LDSETAB, LDSETALB, LDSETLB — Acquire	FEAT_LSE
00	0	1	0		0	100		LDSMAXB, LDSMAXAB, LDSMAXALB, LDSMAXLB — Acquire	FEAT_LSE
00	0	1	0		0	101		LDSMINB, LDSMINAB, LDSMINALB, LDSMINLB — Acquire	FEAT_LSE
00	0	1	0		0	110		LDUMAXB, LDUMAXAB, LDUMAXALB, LDUMAXLB — Acquire	FEAT_LSE
00	0	1	0		0	111		LDUMINB, LDUMINAB, LDUMINALB, LDUMINLB — Acquire	FEAT_LSE
00	0	1	0		1	000		SWPB, SWPAB, SWPALB, SWPLB — SWPAB	FEAT_LSE
00	0	1	0		1	001		RCWCLR, RCWCLRA, RCWCLRAL, RCWCLRL — RCWCLRA	FEAT_THE
00	0	1	0		1	010		RCWSWP, RCWSWPA, RCWSWPAL, RCWSWPL — RCWSWPA	FEAT_THE
00	0	1	0		1	011		RCWSET, RCWSETA, RCWSETAL, RCWSETL — RCWSETA	FEAT_THE
00	0	1	0		1	100		LDAPRB	FEAT_LRCPC
00	0	1	1		0	000		LDADDB, LDADDAB, LDADDALB, LDADDLB — Acquire-release	FEAT_LSE
00	0	1	1		0	001		LDCLRB, LDCLRAB, LDCLRALB, LDCLRLB — Acquire-release	FEAT_LSE
00	0	1	1		0	010		LDEORB, LDEORAB, LDEORALB, LDEORLB — Acquire-release	FEAT_LSE
00	0	1	1		0	011		LDSETB, LDSETAB, LDSETALB, LDSETLB — Acquire-release	FEAT_LSE
00	0	1	1		0	100		LDSMAXB, LDSMAXAB, LDSMAXALB, LDSMAXLB — Acquire-release	FEAT_LSE
00	0	1	1		0	101		LDSMINB, LDSMINAB, LDSMINALB, LDSMINLB — Acquire-release	FEAT_LSE
00	0	1	1		0	110		LDUMAXB, LDUMAXAB, LDUMAXALB, LDUMAXLB — Acquire-release	FEAT_LSE
00	0	1	1		0	111		LDUMINB, LDUMINAB, LDUMINALB, LDUMINLB — Acquire-release	FEAT_LSE
00	0	1	1		1	000		SWPB, SWPAB, SWPALB, SWPLB — SWPALB	FEAT_LSE
00	0	1	1		1	001		RCWCLR, RCWCLRA, RCWCLRAL, RCWCLRL — RCWCLRAL	FEAT_THE
00	0	1	1		1	010		RCWSWP, RCWSWPA, RCWSWPAL, RCWSWPL — RCWSWPAL	FEAT_THE
00	0	1	1		1	011		RCWSET, RCWSETA, RCWSETAL, RCWSETL — RCWSETAL	FEAT_THE
00	1	0	0		0	000		LDBFADD, LDBFADDA, LDBFADDAL, LDBFADDL — No memory ordering	FEAT_LSFE
00	1	0	0		0	100		LDBFMAX, LDBFMAXA, LDBFMAXAL, LDBFMAXL — No memory ordering	FEAT_LSFE
00	1	0	0		0	101		LDBFMIN, LDBFMINA, LDBFMINAL, LDBFMINL — No memory ordering	FEAT_LSFE

size	VR	A	R	Decode fields Rs	o3	opc	Rt	Instruction Details	Feature
00	1	0	0		0	110		LDBFMAXNM, LDBFMAXNMA, LDBFMAXNMAL, LDBFMAXNML — No memory ordering	FEAT_LSFE
00	1	0	0		0	111		LDBFMINNM, LDBFMINNMA, LDBFMINNMAL, LDBFMINNML — No memory ordering	FEAT_LSFE
00	1	0	0		1	000	11111	STBFADD, STBFADDL — No memory ordering	FEAT_LSFE
00	1	0	0		1	100	11111	STBFMAX, STBFMAXL — No memory ordering	FEAT_LSFE
00	1	0	0		1	101	11111	STBFMIN, STBFMINL — No memory ordering	FEAT_LSFE
00	1	0	0		1	110	11111	STBFMAXNM, STBFMAXNML — No memory ordering	FEAT_LSFE
00	1	0	0		1	111	11111	STBFMINNM, STBFMINNML — No memory ordering	FEAT_LSFE
00	1	0	1		0	000		LDBFADD, LDBFADDA, LDBFADDAL, LDBFADDL — Release	FEAT_LSFE
00	1	0	1		0	100		LDBFMAX, LDBFMAXA, LDBFMAXAL, LDBFMAXL — Release	FEAT_LSFE
00	1	0	1		0	101		LDBFMIN, LDBFMINA, LDBFMINAL, LDBFMINL — Release	FEAT_LSFE
00	1	0	1		0	110		LDBFMAXNM, LDBFMAXNMA, LDBFMAXNMAL, LDBFMAXNML — Release	FEAT_LSFE
00	1	0	1		0	111		LDBFMINNM, LDBFMINNMA, LDBFMINNMAL, LDBFMINNML — Release	FEAT_LSFE
00	1	0	1		1	000	11111	STBFADD, STBFADDL — Release	FEAT_LSFE
00	1	0	1		1	100	11111	STBFMAX, STBFMAXL — Release	FEAT_LSFE
00	1	0	1		1	101	11111	STBFMIN, STBFMINL — Release	FEAT_LSFE
00	1	0	1		1	110	11111	STBFMAXNM, STBFMAXNML — Release	FEAT_LSFE
00	1	0	1		1	111	11111	STBFMINNM, STBFMINNML — Release	FEAT_LSFE
00	1	1	0		0	000		LDBFADD, LDBFADDA, LDBFADDAL, LDBFADDL — Acquire	FEAT_LSFE
00	1	1	0		0	100		LDBFMAX, LDBFMAXA, LDBFMAXAL, LDBFMAXL — Acquire	FEAT_LSFE
00	1	1	0		0	101		LDBFMIN, LDBFMINA, LDBFMINAL, LDBFMINL — Acquire	FEAT_LSFE
00	1	1	0		0	110		LDBFMAXNM, LDBFMAXNMA, LDBFMAXNMAL, LDBFMAXNML — Acquire	FEAT_LSFE
00	1	1	0		0	111		LDBFMINNM, LDBFMINNMA, LDBFMINNMAL, LDBFMINNML — Acquire	FEAT_LSFE
00	1	1	1		0	000		LDBFADD, LDBFADDA, LDBFADDAL, LDBFADDL — Acquire-release	FEAT_LSFE
00	1	1	1		0	100		LDBFMAX, LDBFMAXA, LDBFMAXAL, LDBFMAXL — Acquire-release	FEAT_LSFE
00	1	1	1		0	101		LDBFMIN, LDBFMINA, LDBFMINAL, LDBFMINL — Acquire-release	FEAT_LSFE
00	1	1	1		0	110		LDBFMAXNM, LDBFMAXNMA, LDBFMAXNMAL, LDBFMAXNML — Acquire-release	FEAT_LSFE

size	VR	A	R	Decode fields Rs	o3	opc	Rt	Instruction Details	Feature
00	1	1	1		0	111		LDBFMINNM, LDBFMINNMA, LDBFMINNMAL, LDBFMINNML — Acquire-release	FEAT_LSFE
01	0	0	0		0	000		LDADDH, LDADDAH, LDADDALH, LDADDLH — No memory ordering	FEAT_LSE
01	0	0	0		0	001		LDCLRH, LDCLRAH, LDCLRALH, LDCLRLH — No memory ordering	FEAT_LSE
01	0	0	0		0	010		LDEORH, LDEORAH, LDEORALH, LDEORLH — No memory ordering	FEAT_LSE
01	0	0	0		0	011		LDSETH, LDSETAH, LDSETALH, LDSETLH — No memory ordering	FEAT_LSE
01	0	0	0		0	100		LDSMAXH, LDSMAXAH, LDSMAXALH, LDSMAXLH — No memory ordering	FEAT_LSE
01	0	0	0		0	101		LDSMINH, LDSMINAH, LDSMINALH, LDSMINLH — No memory ordering	FEAT_LSE
01	0	0	0		0	110		LDUMAXH, LDUMAXAH, LDUMAXALH, LDUMAXLH — No memory ordering	FEAT_LSE
01	0	0	0		0	111		LDUMINH, LDUMINAH, LDUMINALH, LDUMINLH — No memory ordering	FEAT_LSE
01	0	0	0		1	000		SWPH, SWPAH, SWPALH, SWPLH — SWPH	FEAT_LSE
01	0	0	0		1	001		RCWSCLR, RCWSCLRA, RCWSCLRAL, RCWSCLRL — RCWSCLR	FEAT_THE
01	0	0	0		1	010		RCWSSWP, RCWSSWPA, RCWSSWPAL, RCWSSWPL — RCWSSWP	FEAT_THE
01	0	0	0		1	011		RCWSSET, RCWSSETA, RCWSSETAL, RCWSSETL — RCWSSET	FEAT_THE
01	0	0	1		0	000		LDADDH, LDADDAH, LDADDALH, LDADDLH — Release	FEAT_LSE
01	0	0	1		0	001		LDCLRH, LDCLRAH, LDCLRALH, LDCLRLH — Release	FEAT_LSE
01	0	0	1		0	010		LDEORH, LDEORAH, LDEORALH, LDEORLH — Release	FEAT_LSE
01	0	0	1		0	011		LDSETH, LDSETAH, LDSETALH, LDSETLH — Release	FEAT_LSE
01	0	0	1		0	100		LDSMAXH, LDSMAXAH, LDSMAXALH, LDSMAXLH — Release	FEAT_LSE
01	0	0	1		0	101		LDSMINH, LDSMINAH, LDSMINALH, LDSMINLH — Release	FEAT_LSE
01	0	0	1		0	110		LDUMAXH, LDUMAXAH, LDUMAXALH, LDUMAXLH — Release	FEAT_LSE
01	0	0	1		0	111		LDUMINH, LDUMINAH, LDUMINALH, LDUMINLH — Release	FEAT_LSE
01	0	0	1		1	000		SWPH, SWPAH, SWPALH, SWPLH — SWPLH	FEAT_LSE
01	0	0	1		1	001		RCWSCLR, RCWSCLRA, RCWSCLRAL, RCWSCLRL — RCWSCLRL	FEAT_THE
01	0	0	1		1	010		RCWSSWP, RCWSSWPA, RCWSSWPAL, RCWSSWPL — RCWSSWPL	FEAT_THE

size	VR	A	R	Decode fields Rs	o3	opc	Rt	Instruction Details	Feature
01	0	0	1		1	011		RCWSSET , RCWSSETA , RCWSSETAL , RCWSSETL — RCWSSETL	FEAT_THE
01	0	1	0		0	000		LDADDH , LDADDAH , LDADDALH , LDADDLH — Acquire	FEAT_LSE
01	0	1	0		0	001		LDCLRH , LDCLRAH , LDCLRALH , LDCLRLH — Acquire	FEAT_LSE
01	0	1	0		0	010		LDEORH , LDEORAH , LDEORALH , LDEORLH — Acquire	FEAT_LSE
01	0	1	0		0	011		LDSETH , LDSETAH , LDSETALH , LDSETLH — Acquire	FEAT_LSE
01	0	1	0		0	100		LDSMAXH , LDSMAXAH , LDSMAXALH , LDSMAXLH — Acquire	FEAT_LSE
01	0	1	0		0	101		LDSMINH , LDSMINAH , LDSMINALH , LDSMINLH — Acquire	FEAT_LSE
01	0	1	0		0	110		LDUMAXH , LDUMAXAH , LDUMAXALH , LDUMAXLH — Acquire	FEAT_LSE
01	0	1	0		0	111		LDUMINH , LDUMINAH , LDUMINALH , LDUMINLH — Acquire	FEAT_LSE
01	0	1	0		1	000		SWPH , SWPAH , SWPALH , SWPLH — SWPAH	FEAT_LSE
01	0	1	0		1	001		RCWSCLR , RCWSCLRA , RCWSCLRAL , RCWSCLRL — RCWSCLRA	FEAT_THE
01	0	1	0		1	010		RCWSSWP , RCWSSWPA , RCWSSWPAL , RCWSSWPL — RCWSSWPA	FEAT_THE
01	0	1	0		1	011		RCWSSET , RCWSSETA , RCWSSETAL , RCWSSETL — RCWSSETA	FEAT_THE
01	0	1	0		1	100		LDAPRH	FEAT_LRCPC
01	0	1	1		0	000		LDADDH , LDADDAH , LDADDALH , LDADDLH — Acquire-release	FEAT_LSE
01	0	1	1		0	001		LDCLRH , LDCLRAH , LDCLRALH , LDCLRLH — Acquire-release	FEAT_LSE
01	0	1	1		0	010		LDEORH , LDEORAH , LDEORALH , LDEORLH — Acquire-release	FEAT_LSE
01	0	1	1		0	011		LDSETH , LDSETAH , LDSETALH , LDSETLH — Acquire-release	FEAT_LSE
01	0	1	1		0	100		LDSMAXH , LDSMAXAH , LDSMAXALH , LDSMAXLH — Acquire-release	FEAT_LSE
01	0	1	1		0	101		LDSMINH , LDSMINAH , LDSMINALH , LDSMINLH — Acquire- release	FEAT_LSE
01	0	1	1		0	110		LDUMAXH , LDUMAXAH , LDUMAXALH , LDUMAXLH — Acquire-release	FEAT_LSE
01	0	1	1		0	111		LDUMINH , LDUMINAH , LDUMINALH , LDUMINLH — Acquire-release	FEAT_LSE
01	0	1	1		1	000		SWPH , SWPAH , SWPALH , SWPLH — SWPALH	FEAT_LSE
01	0	1	1		1	001		RCWSCLR , RCWSCLRA , RCWSCLRAL , RCWSCLRL — RCWSCLRAL	FEAT_THE

size	VR	A	R	Decode fields		o3	opc	Rt	Instruction Details	Feature
01	0	1	1		Rs	1	010		RCWSSWP, RCWSSWPA, RCWSSWPAL, RCWSSWPL — RCWSSWPAL	FEAT_THE
01	0	1	1		Rs	1	011		RCWSSET, RCWSSETA, RCWSSETAL, RCWSSETL — RCWSSETAL	FEAT_THE
01	1	0	0		Rs	0	000		LDFADD, LDFADDA, LDFADDAL, LDFADDL — Half-precision no memory ordering	FEAT_LSFE
01	1	0	0		Rs	0	100		LDFMAX, LDFMAXA, LDFMAXAL, LDFMAXL — Half-precision no memory ordering	FEAT_LSFE
01	1	0	0		Rs	0	101		LDFMIN, LDFMINA, LDFMINAL, LDFMINL — Half-precision no memory ordering	FEAT_LSFE
01	1	0	0		Rs	0	110		LDFMAXNM, LDFMAXNMA, LDFMAXNMAL, LDFMAXNML — Half-precision no memory ordering	FEAT_LSFE
01	1	0	0		Rs	0	111		LDFMINNM, LDFMINNMA, LDFMINNMAL, LDFMINNML — Half-precision no memory ordering	FEAT_LSFE
01	1	0	0		Rs	1	000	11111	STFADD, STFADDL — Half-precision no memory ordering	FEAT_LSFE
01	1	0	0		Rs	1	100	11111	STFMAX, STFMAXL — Half-precision no memory ordering	FEAT_LSFE
01	1	0	0		Rs	1	101	11111	STFMIN, STFMINL — Half-precision no memory ordering	FEAT_LSFE
01	1	0	0		Rs	1	110	11111	STFMAXNM, STFMAXNML — Half-precision no memory ordering	FEAT_LSFE
01	1	0	0		Rs	1	111	11111	STFMINNM, STFMINNML — Half-precision no memory ordering	FEAT_LSFE
01	1	0	1		Rs	0	000		LDFADD, LDFADDA, LDFADDAL, LDFADDL — Half-precision release	FEAT_LSFE
01	1	0	1		Rs	0	100		LDFMAX, LDFMAXA, LDFMAXAL, LDFMAXL — Half-precision release	FEAT_LSFE
01	1	0	1		Rs	0	101		LDFMIN, LDFMINA, LDFMINAL, LDFMINL — Half-precision release	FEAT_LSFE
01	1	0	1		Rs	0	110		LDFMAXNM, LDFMAXNMA, LDFMAXNMAL, LDFMAXNML — Half-precision release	FEAT_LSFE
01	1	0	1		Rs	0	111		LDFMINNM, LDFMINNMA, LDFMINNMAL, LDFMINNML — Half-precision release	FEAT_LSFE
01	1	0	1		Rs	1	000	11111	STFADD, STFADDL — Half-precision release	FEAT_LSFE
01	1	0	1		Rs	1	100	11111	STFMAX, STFMAXL — Half-precision release	FEAT_LSFE
01	1	0	1		Rs	1	101	11111	STFMIN, STFMINL — Half-precision release	FEAT_LSFE
01	1	0	1		Rs	1	110	11111	STFMAXNM, STFMAXNML — Half-precision release	FEAT_LSFE
01	1	0	1		Rs	1	111	11111	STFMINNM, STFMINNML — Half-precision release	FEAT_LSFE
01	1	1	0		Rs	0	000		LDFADD, LDFADDA, LDFADDAL, LDFADDL — Half-precision acquire	FEAT_LSFE
01	1	1	0		Rs	0	100		LDFMAX, LDFMAXA, LDFMAXAL, LDFMAXL — Half-precision acquire	FEAT_LSFE
01	1	1	0		Rs	0	101		LDFMIN, LDFMINA, LDFMINAL, LDFMINL — Half-precision acquire	FEAT_LSFE

size	VR	A	R	Decode fields Rs	o3	opc	Rt	Instruction Details	Feature
01	1	1	0		0	110		LDFMAXNM, LDFMAXNMA, LDFMAXNMAL, LDFMAXNML — Half-precision acquire	FEAT_LSFE
01	1	1	0		0	111		LDFMINNM, LDFMINNMA, LDFMINNMAL, LDFMINNML — Half-precision acquire	FEAT_LSFE
01	1	1	1		0	000		LDFADD, LDFADDA, LDFADDAL, LDFADDL — Half-precision acquire-release	FEAT_LSFE
01	1	1	1		0	100		LDFMAX, LDFMAXA, LDFMAXAL, LDFMAXL — Half-precision acquire-release	FEAT_LSFE
01	1	1	1		0	101		LDFMIN, LDFMINA, LDFMINAL, LDFMINL — Half-precision acquire-release	FEAT_LSFE
01	1	1	1		0	110		LDFMAXNM, LDFMAXNMA, LDFMAXNMAL, LDFMAXNML — Half-precision acquire-release	FEAT_LSFE
01	1	1	1		0	111		LDFMINNM, LDFMINNMA, LDFMINNMAL, LDFMINNML — Half-precision acquire-release	FEAT_LSFE
1x	0	1			1	x01		UNALLOCATED	-
1x	0	1			1	x1x		UNALLOCATED	-
10	0	0			1	x01		UNALLOCATED	-
10	0	0			1	010		UNALLOCATED	-
10	0	0			1	011		UNALLOCATED	-
10	0	0	0		0	000		LDADD, LDADDA, LDADDAL, LDADDL — 32-bit no memory ordering	FEAT_LSE
10	0	0	0		0	001		LDCLR, LDCLRA, LDCLRAL, LDCLRL — 32-bit no memory ordering	FEAT_LSE
10	0	0	0		0	010		LDEOR, LDEORA, LDEORAL, LDEORL — 32-bit no memory ordering	FEAT_LSE
10	0	0	0		0	011		LDSET, LDSETA, LDSETAL, LDSETL — 32-bit no memory ordering	FEAT_LSE
10	0	0	0		0	100		LDSMAX, LDSMAXA, LDSMAXAL, LDSMAXL — 32-bit no memory ordering	FEAT_LSE
10	0	0	0		0	101		LDSMIN, LDSMINA, LDSMINAL, LDSMINL — 32-bit no memory ordering	FEAT_LSE
10	0	0	0		0	110		LDUMAX, LDUMAXA, LDUMAXAL, LDUMAXL — 32-bit no memory ordering	FEAT_LSE
10	0	0	0		0	111		LDUMIN, LDUMINA, LDUMINAL, LDUMINL — 32-bit no memory ordering	FEAT_LSE
10	0	0	0		1	000		SWP, SWPA, SWPAL, SWPL — 32-bit SWP	FEAT_LSE
10	0	0	1		0	000		LDADD, LDADDA, LDADDAL, LDADDL — 32-bit release	FEAT_LSE
10	0	0	1		0	001		LDCLR, LDCLRA, LDCLRAL, LDCLRL — 32-bit release	FEAT_LSE
10	0	0	1		0	010		LDEOR, LDEORA, LDEORAL, LDEORL — 32-bit release	FEAT_LSE
10	0	0	1		0	011		LDSET, LDSETA, LDSETAL, LDSETL — 32-bit release	FEAT_LSE
10	0	0	1		0	100		LDSMAX, LDSMAXA, LDSMAXAL, LDSMAXL — 32-bit release	FEAT_LSE
10	0	0	1		0	101		LDSMIN, LDSMINA, LDSMINAL, LDSMINL — 32-bit release	FEAT_LSE

size	VR	A	R	Decode fields Rs	o3	opc	Rt	Instruction Details	Feature
10	0	0	1		0	110		LDUMAX, LDUMAXA, LDUMAXAL, LDUMAXL — 32-bit release	FEAT_LSE
10	0	0	1		0	111		LDUMIN, LDUMINA, LDUMINAL, LDUMINL — 32-bit release	FEAT_LSE
10	0	0	1		1	000		SWP, SWPA, SWPAL, SWPL — 32-bit SWPL	FEAT_LSE
10	0	1	0		0	000		LDADD, LDADDA, LDADDAL, LDADDL — 32-bit acquire	FEAT_LSE
10	0	1	0		0	001		LDCLR, LDCLRA, LDCLRAL, LDCLRL — 32-bit acquire	FEAT_LSE
10	0	1	0		0	010		LDEOR, LDEORA, LDEORAL, LDEORL — 32-bit acquire	FEAT_LSE
10	0	1	0		0	011		LDSET, LDSETA, LDSETAL, LDSETL — 32-bit acquire	FEAT_LSE
10	0	1	0		0	100		LDSMAX, LDSMAXA, LDSMAXAL, LDSMAXL — 32-bit acquire	FEAT_LSE
10	0	1	0		0	101		LDSMIN, LDSMINA, LDSMINAL, LDSMINL — 32-bit acquire	FEAT_LSE
10	0	1	0		0	110		LDUMAX, LDUMAXA, LDUMAXAL, LDUMAXL — 32-bit acquire	FEAT_LSE
10	0	1	0		0	111		LDUMIN, LDUMINA, LDUMINAL, LDUMINL — 32-bit acquire	FEAT_LSE
10	0	1	0		1	000		SWP, SWPA, SWPAL, SWPL — 32-bit SWPA	FEAT_LSE
10	0	1	0		1	100		LDAPR — 32-bit	FEAT_LRCPC
10	0	1	1		0	000		LDADD, LDADDA, LDADDAL, LDADDL — 32-bit acquire-release	FEAT_LSE
10	0	1	1		0	001		LDCLR, LDCLRA, LDCLRAL, LDCLRL — 32-bit acquire-release	FEAT_LSE
10	0	1	1		0	010		LDEOR, LDEORA, LDEORAL, LDEORL — 32-bit acquire-release	FEAT_LSE
10	0	1	1		0	011		LDSET, LDSETA, LDSETAL, LDSETL — 32-bit acquire-release	FEAT_LSE
10	0	1	1		0	100		LDSMAX, LDSMAXA, LDSMAXAL, LDSMAXL — 32-bit acquire-release	FEAT_LSE
10	0	1	1		0	101		LDSMIN, LDSMINA, LDSMINAL, LDSMINL — 32-bit acquire-release	FEAT_LSE
10	0	1	1		0	110		LDUMAX, LDUMAXA, LDUMAXAL, LDUMAXL — 32-bit acquire-release	FEAT_LSE
10	0	1	1		0	111		LDUMIN, LDUMINA, LDUMINAL, LDUMINL — 32-bit acquire-release	FEAT_LSE
10	0	1	1		1	000		SWP, SWPA, SWPAL, SWPL — 32-bit SWPAL	FEAT_LSE
10	1	0	0		0	000		LDFADD, LDFADDA, LDFADDAL, LDFADDL — Single-precision no memory ordering	FEAT_LSFE
10	1	0	0		0	100		LDFMAX, LDFMAXA, LDFMAXAL, LDFMAXL — Single-precision no memory ordering	FEAT_LSFE
10	1	0	0		0	101		LDFMIN, LDFMINA, LDFMINAL, LDFMINL — Single-precision no memory ordering	FEAT_LSFE
10	1	0	0		0	110		LDFMAXNM, LDFMAXNMA, LDFMAXNMAL, LDFMAXNML — Single-precision no memory ordering	FEAT_LSFE
10	1	0	0		0	111		LDFMINNM, LDFMINNMA, LDFMINNMAL, LDFMINNML — Single-precision no memory ordering	FEAT_LSFE

size	VR	A	R	Decode fields			Rt	Instruction Details	Feature
				Rs	o3	opc			
10	1	0	0		1	000	11111	STFADD, STFADDL — Single-precision no memory ordering	FEAT_LSFE
10	1	0	0		1	100	11111	STFMAX, STFMAXL — Single-precision no memory ordering	FEAT_LSFE
10	1	0	0		1	101	11111	STFMIN, STFMINL — Single-precision no memory ordering	FEAT_LSFE
10	1	0	0		1	110	11111	STFMAXNM, STFMAXNML — Single-precision no memory ordering	FEAT_LSFE
10	1	0	0		1	111	11111	STFMINNM, STFMINNML — Single-precision no memory ordering	FEAT_LSFE
10	1	0	1		0	000		LDFADD, LDFADDA, LDFADDAL, LDFADDL — Single-precision release	FEAT_LSFE
10	1	0	1		0	100		LDFMAX, LDFMAXA, LDFMAXAL, LDFMAXL — Single-precision release	FEAT_LSFE
10	1	0	1		0	101		LDFMIN, LDFMINA, LDFMINAL, LDFMINL — Single-precision release	FEAT_LSFE
10	1	0	1		0	110		LDFMAXNM, LDFMAXNMA, LDFMAXNMAL, LDFMAXNML — Single-precision release	FEAT_LSFE
10	1	0	1		0	111		LDFMINNM, LDFMINNMA, LDFMINNMAL, LDFMINNML — Single-precision release	FEAT_LSFE
10	1	0	1		1	000	11111	STFADD, STFADDL — Single-precision release	FEAT_LSFE
10	1	0	1		1	100	11111	STFMAX, STFMAXL — Single-precision release	FEAT_LSFE
10	1	0	1		1	101	11111	STFMIN, STFMINL — Single-precision release	FEAT_LSFE
10	1	0	1		1	110	11111	STFMAXNM, STFMAXNML — Single-precision release	FEAT_LSFE
10	1	0	1		1	111	11111	STFMINNM, STFMINNML — Single-precision release	FEAT_LSFE
10	1	1	0		0	000		LDFADD, LDFADDA, LDFADDAL, LDFADDL — Single-precision acquire	FEAT_LSFE
10	1	1	0		0	100		LDFMAX, LDFMAXA, LDFMAXAL, LDFMAXL — Single-precision acquire	FEAT_LSFE
10	1	1	0		0	101		LDFMIN, LDFMINA, LDFMINAL, LDFMINL — Single-precision acquire	FEAT_LSFE
10	1	1	0		0	110		LDFMAXNM, LDFMAXNMA, LDFMAXNMAL, LDFMAXNML — Single-precision acquire	FEAT_LSFE
10	1	1	0		0	111		LDFMINNM, LDFMINNMA, LDFMINNMAL, LDFMINNML — Single-precision acquire	FEAT_LSFE
10	1	1	1		0	000		LDFADD, LDFADDA, LDFADDAL, LDFADDL — Single-precision acquire-release	FEAT_LSFE
10	1	1	1		0	100		LDFMAX, LDFMAXA, LDFMAXAL, LDFMAXL — Single-precision acquire-release	FEAT_LSFE
10	1	1	1		0	101		LDFMIN, LDFMINA, LDFMINAL, LDFMINL — Single-precision acquire-release	FEAT_LSFE
10	1	1	1		0	110		LDFMAXNM, LDFMAXNMA, LDFMAXNMAL, LDFMAXNML — Single-precision acquire-release	FEAT_LSFE
10	1	1	1		0	111		LDFMINNM, LDFMINNMA, LDFMINNMAL, LDFMINNML — Single-precision acquire-release	FEAT_LSFE

size	VR	A	R	Decode fields Rs	o3	opc	Rt	Instruction Details	Feature
11	0	0	0		0	000		LDADD, LDADDA, LDADDAL, LDADDL — 64-bit no memory ordering	FEAT_LSE
11	0	0	0		0	001		LDCLR, LDCLRA, LDCLRAL, LDCLRL — 64-bit no memory ordering	FEAT_LSE
11	0	0	0		0	010		LDEOR, LDEORA, LDEORAL, LDEORL — 64-bit no memory ordering	FEAT_LSE
11	0	0	0		0	011		LDSET, LDSETA, LDSETAL, LDSETL — 64-bit no memory ordering	FEAT_LSE
11	0	0	0		0	100		LDSMAX, LDSMAXA, LDSMAXAL, LDSMAXL — 64-bit no memory ordering	FEAT_LSE
11	0	0	0		0	101		LDSMIN, LDSMINA, LDSMINAL, LDSMINL — 64-bit no memory ordering	FEAT_LSE
11	0	0	0		0	110		LDUMAX, LDUMAXA, LDUMAXAL, LDUMAXL — 64-bit no memory ordering	FEAT_LSE
11	0	0	0		0	111		LDUMIN, LDUMINA, LDUMINAL, LDUMINL — 64-bit no memory ordering	FEAT_LSE
11	0	0	0		1	000		SWP, SWPA, SWPAL, SWPL — 64-bit SWP	FEAT_LSE
11	0	0	0		1	010		ST64BV0	FEAT_LS64_ACCDATA
11	0	0	0		1	011		ST64BV	FEAT_LS64_V
11	0	0	0	11111	1	001		ST64B	FEAT_LS64
11	0	0	0	11111	1	101		LD64B	FEAT_LS64
11	0	0	0	!= 11111	1	×01		UNALLOCATED	-
11	0	0	1		0	000		LDADD, LDADDA, LDADDAL, LDADDL — 64-bit release	FEAT_LSE
11	0	0	1		0	001		LDCLR, LDCLRA, LDCLRAL, LDCLRL — 64-bit release	FEAT_LSE
11	0	0	1		0	010		LDEOR, LDEORA, LDEORAL, LDEORL — 64-bit release	FEAT_LSE
11	0	0	1		0	011		LDSET, LDSETA, LDSETAL, LDSETL — 64-bit release	FEAT_LSE
11	0	0	1		0	100		LDSMAX, LDSMAXA, LDSMAXAL, LDSMAXL — 64-bit release	FEAT_LSE
11	0	0	1		0	101		LDSMIN, LDSMINA, LDSMINAL, LDSMINL — 64-bit release	FEAT_LSE
11	0	0	1		0	110		LDUMAX, LDUMAXA, LDUMAXAL, LDUMAXL — 64-bit release	FEAT_LSE
11	0	0	1		0	111		LDUMIN, LDUMINA, LDUMINAL, LDUMINL — 64-bit release	FEAT_LSE
11	0	0	1		1	×01		UNALLOCATED	-
11	0	0	1		1	000		SWP, SWPA, SWPAL, SWPL — 64-bit SWPL	FEAT_LSE
11	0	0	1		1	010		UNALLOCATED	-
11	0	0	1		1	011		UNALLOCATED	-
11	0	1	0		0	000		LDADD, LDADDA, LDADDAL, LDADDL — 64-bit acquire	FEAT_LSE
11	0	1	0		0	001		LDCLR, LDCLRA, LDCLRAL, LDCLRL — 64-bit acquire	FEAT_LSE
11	0	1	0		0	010		LDEOR, LDEORA, LDEORAL, LDEORL — 64-bit acquire	FEAT_LSE
11	0	1	0		0	011		LDSET, LDSETA, LDSETAL, LDSETL — 64-bit acquire	FEAT_LSE

size	VR	A	R	Decode fields			Rt	Instruction Details	Feature
				Rs	o3	opc			
11	0	1	0		0	100		LDSMAX, LDSMAXA, LDSMAXAL, LDSMAXL — 64-bit acquire	FEAT_LSE
11	0	1	0		0	101		LDSMIN, LDSMINA, LDSMINAL, LDSMINL — 64-bit acquire	FEAT_LSE
11	0	1	0		0	110		LDUMAX, LDUMAXA, LDUMAXAL, LDUMAXL — 64-bit acquire	FEAT_LSE
11	0	1	0		0	111		LDUMIN, LDUMINA, LDUMINAL, LDUMINL — 64-bit acquire	FEAT_LSE
11	0	1	0		1	000		SWP, SWPA, SWPAL, SWPL — 64-bit SWPA	FEAT_LSE
11	0	1	0		1	100		LDAPR — 64-bit	FEAT_LRCPC
11	0	1	1		0	000		LDADD, LDADDA, LDADDAL, LDADDL — 64-bit acquire-release	FEAT_LSE
11	0	1	1		0	001		LDCLR, LDCLRA, LDCLRAL, LDCLRL — 64-bit acquire-release	FEAT_LSE
11	0	1	1		0	010		LDEOR, LDEORA, LDEORAL, LDEORL — 64-bit acquire-release	FEAT_LSE
11	0	1	1		0	011		LDSET, LDSETA, LDSETAL, LDSETL — 64-bit acquire-release	FEAT_LSE
11	0	1	1		0	100		LDSMAX, LDSMAXA, LDSMAXAL, LDSMAXL — 64-bit acquire-release	FEAT_LSE
11	0	1	1		0	101		LDSMIN, LDSMINA, LDSMINAL, LDSMINL — 64-bit acquire-release	FEAT_LSE
11	0	1	1		0	110		LDUMAX, LDUMAXA, LDUMAXAL, LDUMAXL — 64-bit acquire-release	FEAT_LSE
11	0	1	1		0	111		LDUMIN, LDUMINA, LDUMINAL, LDUMINL — 64-bit acquire-release	FEAT_LSE
11	0	1	1		1	000		SWP, SWPA, SWPAL, SWPL — 64-bit SWPAL	FEAT_LSE
11	1	0	0		0	000		LDFADD, LDFADDA, LDFADDAL, LDFADDL — Double-precision no memory ordering	FEAT_LSFE
11	1	0	0		0	100		LDFMAX, LDFMAXA, LDFMAXAL, LDFMAXL — Double-precision no memory ordering	FEAT_LSFE
11	1	0	0		0	101		LDFMIN, LDFMINA, LDFMINAL, LDFMINL — Double-precision no memory ordering	FEAT_LSFE
11	1	0	0		0	110		LDFMAXNM, LDFMAXNMA, LDFMAXNMAL, LDFMAXNML — Double-precision no memory ordering	FEAT_LSFE
11	1	0	0		0	111		LDFMINNM, LDFMINNMA, LDFMINNMAL, LDFMINNML — Double-precision no memory ordering	FEAT_LSFE
11	1	0	0		1	000	11111	STFADD, STFADDL — Double-precision no memory ordering	FEAT_LSFE
11	1	0	0		1	100	11111	STFMAX, STFMAXL — Double-precision no memory ordering	FEAT_LSFE
11	1	0	0		1	101	11111	STFMIN, STFMINL — Double-precision no memory ordering	FEAT_LSFE
11	1	0	0		1	110	11111	STFMAXNM, STFMAXNML — Double-precision no memory ordering	FEAT_LSFE
11	1	0	0		1	111	11111	STFMINNM, STFMINNML — Double-precision no memory ordering	FEAT_LSFE
11	1	0	1		0	000		LDFADD, LDFADDA, LDFADDAL, LDFADDL — Double-precision release	FEAT_LSFE
11	1	0	1		0	100		LDFMAX, LDFMAXA, LDFMAXAL, LDFMAXL — Double-precision release	FEAT_LSFE

size	VR	A	R	Decode fields Rs	o3	opc	Rt	Instruction Details	Feature
11	1	0	1		0	101		LDFMIN, LDFMINA, LDFMINAL, LDFMINL — Double-precision release	FEAT_LSFE
11	1	0	1		0	110		LDFMAXNM, LDFMAXNMA, LDFMAXNMAL, LDFMAXNML — Double-precision release	FEAT_LSFE
11	1	0	1		0	111		LDFMINNM, LDFMINNMA, LDFMINNMAL, LDFMINNML — Double-precision release	FEAT_LSFE
11	1	0	1		1	000	11111	STFADD, STFADDL — Double-precision release	FEAT_LSFE
11	1	0	1		1	100	11111	STFMAX, STFMAXL — Double-precision release	FEAT_LSFE
11	1	0	1		1	101	11111	STFMIN, STFMINL — Double-precision release	FEAT_LSFE
11	1	0	1		1	110	11111	STFMAXNM, STFMAXNML — Double-precision release	FEAT_LSFE
11	1	0	1		1	111	11111	STFMINNM, STFMINNML — Double-precision release	FEAT_LSFE
11	1	1	0		0	000		LDFADD, LDFADDA, LDFADDAL, LDFADDL — Double-precision acquire	FEAT_LSFE
11	1	1	0		0	100		LDFMAX, LDFMAXA, LDFMAXAL, LDFMAXL — Double-precision acquire	FEAT_LSFE
11	1	1	0		0	101		LDFMIN, LDFMINA, LDFMINAL, LDFMINL — Double-precision acquire	FEAT_LSFE
11	1	1	0		0	110		LDFMAXNM, LDFMAXNMA, LDFMAXNMAL, LDFMAXNML — Double-precision acquire	FEAT_LSFE
11	1	1	0		0	111		LDFMINNM, LDFMINNMA, LDFMINNMAL, LDFMINNML — Double-precision acquire	FEAT_LSFE
11	1	1	1		0	000		LDFADD, LDFADDA, LDFADDAL, LDFADDL — Double-precision acquire-release	FEAT_LSFE
11	1	1	1		0	100		LDFMAX, LDFMAXA, LDFMAXAL, LDFMAXL — Double-precision acquire-release	FEAT_LSFE
11	1	1	1		0	101		LDFMIN, LDFMINA, LDFMINAL, LDFMINL — Double-precision acquire-release	FEAT_LSFE
11	1	1	1		0	110		LDFMAXNM, LDFMAXNMA, LDFMAXNMAL, LDFMAXNML — Double-precision acquire-release	FEAT_LSFE
11	1	1	1		0	111		LDFMINNM, LDFMINNMA, LDFMINNMAL, LDFMINNML — Double-precision acquire-release	FEAT_LSFE

Load/store register (register offset)

The encodings in this section are decoded from [Loads and Stores](#).

31	30	29	28	27	26	25	24	23	22	21	20	19	18	17	16	15	14	13	12	11	10	9	8	7	6	5	4	3	2	1	0
size		1	1	1	VR	0	0	opc		1	Rm				option			S	1	0	Rn				Rt						

size	VR	opc	option	Rt	Instruction Details	Feature
00	0	00	011		STRB (register) — Shifted register	-
00	0	00	!= 011		STRB (register) — Extended register	-
00	0	01	011		LDRB (register) — Shifted register	-

size	VR	Decode fields		Rt	Instruction Details	Feature
		opc	option			
00	0	01	!= 011		LDRB (register) — Extended register	-
00	0	10	011		LDRSB (register) — 64-bit with shifted register offset	-
00	0	10	!= 011		LDRSB (register) — 64-bit with extended register offset	-
00	0	11	011		LDRSB (register) — 32-bit with shifted register offset	-
00	0	11	!= 011		LDRSB (register) — 32-bit with extended register offset	-
00	1	00	011		STR (register, SIMD&FP) — 8-bit	FEAT_FP
00	1	00	!= 011		STR (register, SIMD&FP) — 8-bit	FEAT_FP
00	1	01	011		LDR (register, SIMD&FP) — 8-bit	FEAT_FP
00	1	01	!= 011		LDR (register, SIMD&FP) — 8-bit	FEAT_FP
00	1	10			STR (register, SIMD&FP) — 128-bit	FEAT_FP
00	1	11			LDR (register, SIMD&FP) — 128-bit	FEAT_FP
01	0	00			STRH (register)	-
01	0	01			LDRH (register)	-
01	0	10			LDRSH (register) — 64-bit	-
01	0	11			LDRSH (register) — 32-bit	-
01	1	00			STR (register, SIMD&FP) — 16-bit	FEAT_FP
01	1	01			LDR (register, SIMD&FP) — 16-bit	FEAT_FP
1x	0	11			UNALLOCATED	-
10	0	00			STR (register) — 32-bit	-
10	0	01			LDR (register) — 32-bit	-
10	0	10			LDRSW (register)	-
10	1	00			STR (register, SIMD&FP) — 32-bit	FEAT_FP
10	1	01			LDR (register, SIMD&FP) — 32-bit	FEAT_FP
11	0	00			STR (register) — 64-bit	-
11	0	01			LDR (register) — 64-bit	-
11	0	10	x0x		UNALLOCATED	-
11	0	10	x1x	11xxx	RPRFM	FEAT_RPRFM
11	0	10	x1x	!= 11xxx	PRFM (register)	-
11	1	00			STR (register, SIMD&FP) — 64-bit	FEAT_FP
11	1	01			LDR (register, SIMD&FP) — 64-bit	FEAT_FP
!= 00	1	1x			UNALLOCATED	-

Load/store register (pac)

The encodings in this section are decoded from [Loads and Stores](#).

31	30	29	28	27	26	25	24	23	22	21	20	19	18	17	16	15	14	13	12	11	10	9	8	7	6	5	4	3	2	1	0
size	1	1	1	VR	0	0	M	S	1	imm9											W	1	Rn				Rt				

size	Decode fields				Instruction Details	Feature
	VR	M	W			
11	0	0	0		LDRAA, LDRAB — Key A, offset	FEAT_PAuth
11	0	0	1		LDRAA, LDRAB — Key A, pre-indexed	FEAT_PAuth
11	0	1	0		LDRAA, LDRAB — Key B, offset	FEAT_PAuth
11	0	1	1		LDRAA, LDRAB — Key B, pre-indexed	FEAT_PAuth
11	1				UNALLOCATED	-
!= 11					UNALLOCATED	-

Load/store register (unsigned immediate)

The encodings in this section are decoded from [Loads and Stores](#).

31	30	29	28	27	26	25	24	23	22	21	20	19	18	17	16	15	14	13	12	11	10	9	8	7	6	5	4	3	2	1	0
size	1	1	1	VR	0	1	opc	imm12														Rn				Rt					

Decode fields			Instruction Details		Feature
size	VR	opc			
00	0	00	STRB (immediate)		-
00	0	01	LDRB (immediate)		-
00	0	10	LDRSB (immediate) — 64-bit		-
00	0	11	LDRSB (immediate) — 32-bit		-
00	1	00	STR (immediate, SIMD&FP) — 8-bit		FEAT_FP
00	1	01	LDR (immediate, SIMD&FP) — 8-bit		FEAT_FP
00	1	10	STR (immediate, SIMD&FP) — 128-bit		FEAT_FP
00	1	11	LDR (immediate, SIMD&FP) — 128-bit		FEAT_FP
01	0	00	STRH (immediate)		-
01	0	01	LDRH (immediate)		-
01	0	10	LDRSH (immediate) — 64-bit		-
01	0	11	LDRSH (immediate) — 32-bit		-
01	1	00	STR (immediate, SIMD&FP) — 16-bit		FEAT_FP
01	1	01	LDR (immediate, SIMD&FP) — 16-bit		FEAT_FP
1x	0	11	UNALLOCATED		-
10	0	00	STR (immediate) — 32-bit		-
10	0	01	LDR (immediate) — 32-bit		-
10	0	10	LDRSW (immediate)		-
10	1	00	STR (immediate, SIMD&FP) — 32-bit		FEAT_FP
10	1	01	LDR (immediate, SIMD&FP) — 32-bit		FEAT_FP
11	0	00	STR (immediate) — 64-bit		-
11	0	01	LDR (immediate) — 64-bit		-
11	0	10	PRFM (immediate)		-
11	1	00	STR (immediate, SIMD&FP) — 64-bit		FEAT_FP
11	1	01	LDR (immediate, SIMD&FP) — 64-bit		FEAT_FP
!= 00	1	1x	UNALLOCATED		-

Shared Pseudocode Functions

This page displays common pseudocode functions shared by many pages

Pseudocodes

Library pseudocode for aarch32/at/AArch32.AT

```
// AArch32.AT()
// =====
// Perform address translation as per AT instructions.

AArch32.AT(bits(32) vaddress, TranslationStage stage_in, bits(2) el, ATAccess ataccess)
    TranslationStage stage = stage_in;
    SecurityState ss;
    Regime regime;
    boolean eae;

    // ATS1Hx instructions
    if el == EL2 then
        regime = Regime\_EL2;
        eae = TRUE;
        ss = SS\_NonSecure;

    // ATS1Cxx instructions
    elseif stage == TranslationStage\_1 || (stage == TranslationStage\_12 && !HaveEL(EL2)) then
        stage = TranslationStage\_1;
        ss = SecurityStateAtEL(PSTATE.EL);
        regime = if ss == SS\_Secure && ELUsingAArch32(EL3) then Regime\_EL30 else Regime\_EL10;
        eae = TTBCR.EAE == '1';

    // ATS12NSOxx instructions
    else
        regime = Regime\_EL10;
        eae = if HaveEL(EL3) && ELUsingAArch32(EL3) then TTBCR_NS.EAE == '1' else TTBCR.EAE == '1';
        ss = SS\_NonSecure;

    AddressDescriptor addrdesc;
    SDFTYPE sdftype;
    constant boolean aligned = TRUE;
    bit supersection = '0';

    accdesc = CreateAccDescAT(ss, el, ataccess);

    // Prepare fault fields in case a fault is detected
    fault = NoFault(accdesc, ZeroExtend(vaddress, 64));

    if eae then
        (fault, addrdesc) = AArch32.S1TranslateLD(fault, regime, vaddress, aligned, accdesc);
    else
        (fault, addrdesc, sdftype) = AArch32.S1TranslateSD(fault, regime, vaddress, aligned,
            accdesc);
        supersection = if sdftype == SDFTYPE\_Supersection then '1' else '0';

    // ATS12NSOxx instructions
    if stage == TranslationStage\_12 && fault.statuscode == Fault\_None then
        (fault, addrdesc) = AArch32.S2Translate(fault, addrdesc, aligned, accdesc);

    if fault.statuscode != Fault\_None then
        // Take exception on External abort or when a fault occurs on translation table walk
        if IsExternalAbort(fault) || (PSTATE.EL == EL1 && EL2Enabled() && fault.s2fslwalk) then
            PAR = bits(64) UNKNOWN;
            AArch32.Abort(fault);

    addrdesc.fault = fault;

    if (eae || (stage == TranslationStage\_12 && (HCR.VM == '1' || HCR.DC == '1'))
        || (stage == TranslationStage\_1 && el != EL2 && PSTATE.EL == EL2)) then
        AArch32.EncodePARLD(addrdesc, ss);
    else
        AArch32.EncodePARSD(addrdesc, supersection, ss);
    return;
```

Library pseudocode for aarch32/at/AArch32.EncodePARLD

```
// AArch32.EncodePARLD()
// =====
// Returns 64-bit format PAR on address translation instruction.

AArch32.EncodePARLD(AddressDescriptor addrdesc, SecurityState ss)

    if !IsFault(addrdesc) then
        bit ns;
        if ss == SS\_NonSecure then
            ns = bit UNKNOWN;
        elsif addrdesc.paddress.paspace == PAS\_Secure then
            ns = '0';
        else
            ns = '1';
        PAR.F      = '0';
        PAR.SH     = ReportedPARShareability(PAREncodeShareability(addrdesc.memattrs));
        PAR.NS     = ns;
        PAR<10>    = bit IMPLEMENTATION_DEFINED "Non-Faulting PAR";           // IMPDEF
        PAR.LPAE   = '1';
        PAR.PA     = addrdesc.paddress.address<39:12>;
        PAR.ATTR   = ReportedPARAttrs(EncodePARAttrs(addrdesc.memattrs));
    else
        PAR.F      = '1';
        PAR.FST    = AArch32.PARFaultStatusLD(addrdesc.fault);
        PAR.S2WLK  = if addrdesc.fault.s2fslwalk then '1' else '0';
        PAR.FSTAGE = if addrdesc.fault.secondstage then '1' else '0';
        PAR.LPAE   = '1';
        PAR<63:48> = bits(16) IMPLEMENTATION_DEFINED "Faulting PAR";         // IMPDEF
    return;
```

Library pseudocode for aarch32/at/AArch32.EncodePARSD

```
// AArch32.EncodePARSD()
// =====
// Returns 32-bit format PAR on address translation instruction.

AArch32.EncodePARSD(AddressDescriptor addrdesc_in, bit supersection, SecurityState ss)
AddressDescriptor addrdesc = addrdesc_in;
if !IsFault(addrdesc) then
    if (addrdesc.memattrs.memtype == MemType\_Device ||
        (addrdesc.memattrs.inner.attrs == MemAttr\_NC &&
         addrdesc.memattrs.outer.attrs == MemAttr\_NC)) then
        addrdesc.memattrs.shareability = Shareability\_OSH;
    bit ns;
    if ss == SS\_NonSecure then
        ns = bit UNKNOWN;
    elsif addrdesc.paddress.paspace == PAS\_Secure then
        ns = '0';
    else
        ns = '1';
    constant bits(2) sh = (if addrdesc.memattrs.shareability != Shareability\_NSH then '01'
                           else '00');

    PAR.F      = '0';
    PAR.SS     = supersection;
    PAR.Outer  = AArch32.ReportedOuterAttrs(AArch32.PAROuterAttrs(addrdesc.memattrs));
    PAR.Inner  = AArch32.ReportedInnerAttrs(AArch32.PARInnerAttrs(addrdesc.memattrs));
    PAR.SH     = ReportedPARShareability(sh);
    PAR<8>     = bit IMPLEMENTATION_DEFINED "Non-Faulting PAR";           // IMPDEF
    PAR.NS     = ns;
    PAR.NOS    = if addrdesc.memattrs.shareability == Shareability\_OSH then '0' else '1';
    PAR.LPAE   = '0';
    PAR.PA     = addrdesc.paddress.address<39:12>;
else
    PAR.F      = '1';
    PAR.FST    = AArch32.PARFaultStatusSD(addrdesc.fault);
    PAR.LPAE   = '0';
    PAR<31:16> = bits(16) IMPLEMENTATION_DEFINED "Faulting PAR";       // IMPDEF
return;
```

Library pseudocode for aarch32/at/AArch32.PARFaultStatusLD

```
// AArch32.PARFaultStatusLD()
// =====
// Fault status field decoding of 64-bit PAR

bits(6) AArch32.PARFaultStatusLD(FaultRecord fault)
    bits(6) syndrome;

    if fault.statuscode == Fault\_Domain then
        // Report Domain fault
        assert fault.level IN {1,2};
        syndrome<1:0> = if fault.level == 1 then '01' else '10';
        syndrome<5:2> = '1111';
    else
        syndrome = EncodeLDFSC(fault.statuscode, fault.level);
    return syndrome;
```


Library pseudocode for aarch32/at/AArch32.PARFaultStatusSD

```
// AArch32.PARFaultStatusSD()
// =====
// Fault status field decoding of 32-bit PAR.

bits(6) AArch32.PARFaultStatusSD(FaultRecord fault)
    bits(6) syndrome;

    syndrome<5> = if IsExternalAbort(fault) then fault.extflag else '0';
    syndrome<4:0> = EncodeSDFSC(fault.statuscode, fault.level);
    return syndrome;
```

Library pseudocode for aarch32/at/AArch32.PARInnerAttrs

```
// AArch32.PARInnerAttrs()
// =====
// Convert orthogonal attributes and hints to 32-bit PAR Inner field.

bits(3) AArch32.PARInnerAttrs(MemoryAttributes memattrs)
    bits(3) result;

    if memattrs.memtype == MemType\_Device then
        if memattrs.device == DeviceType\_nGnRnE then
            result = '001'; // Non-cacheable
        elsif memattrs.device == DeviceType\_nGnRE then
            result = '011'; // Non-cacheable
    else
        constant MemAttrHints inner = memattrs.inner;
        if inner.attrs == MemAttr\_NC then
            result = '000'; // Non-cacheable
        elsif inner.attrs == MemAttr\_WB && inner.hints<0> == '1' then
            result = '101'; // Write-Back, Write-Allocate
        elsif inner.attrs == MemAttr\_WT then
            result = '110'; // Write-Through
        elsif inner.attrs == MemAttr\_WB && inner.hints<0> == '0' then
            result = '111'; // Write-Back, no Write-Allocate
    return result;
```

Library pseudocode for aarch32/at/AArch32.PAROuterAttrs

```
// AArch32.PAROuterAttrs()
// =====
// Convert orthogonal attributes and hints to 32-bit PAR Outer field.

bits(2) AArch32.PAROuterAttrs(MemoryAttributes memattrs)
    bits(2) result;

    if memattrs.memtype == MemType\_Device then
        result = bits(2) UNKNOWN;
    else
        constant MemAttrHints outer = memattrs.outer;
        if outer.attrs == MemAttr\_NC then
            result = '00'; // Non-cacheable
        elsif outer.attrs == MemAttr\_WB && outer.hints<0> == '1' then
            result = '01'; // Write-Back, Write-Allocate
        elsif outer.attrs == MemAttr\_WT && outer.hints<0> == '0' then
            result = '10'; // Write-Through, no Write-Allocate
        elsif outer.attrs == MemAttr\_WB && outer.hints<0> == '0' then
            result = '11'; // Write-Back, no Write-Allocate
    return result;
```

Library pseudocode for aarch32/at/AArch32.ReportedInnerAttrs

```
// AArch32.ReportedInnerAttrs()
// =====
// The value returned in this field can be the resulting attribute, as determined by any permitted
// implementation choices and any applicable configuration bits, instead of the value that appears
// in the translation table descriptor.

bits(3) AArch32.ReportedInnerAttrs(bits(3) attrs);
```

Library pseudocode for aarch32/at/AArch32.ReportedOuterAttrs

```
// AArch32.ReportedOuterAttrs()
// =====
// The value returned in this field can be the resulting attribute, as determined by any permitted
// implementation choices and any applicable configuration bits, instead of the value that appears
// in the translation table descriptor.

bits(2) AArch32.ReportedOuterAttrs(bits(2) attrs);
```



```

// AArch32.DC()
// =====
// Perform Data Cache Operation.

AArch32.DC(bits(32) regval, CacheOp cacheop, CacheOpScope opscope)
    CacheRecord cache;

cache.acctype = AccessType\_DC;
cache.cacheop = cacheop;
cache.opscope = opscope;
cache.cachetype = CacheType\_Data;
cache.security = SecurityStateAtEL(PSTATE.EL);

if opscope == CacheOpScope\_SetWay then
    cache.shareability = Shareability\_NSH;
    (cache.setnum, cache.waynum, cache.level) = DecodeSW(ZeroExtend(regval, 64),
        CacheType\_Data);

    if (cacheop == CacheOp\_Invalidate && PSTATE.EL == EL1 && EL2Enabled() &&
        ((ELUsingAArch32(EL2) && (HCR_EL2.SWIO == '1' || HCR_EL2.<DC,VM> != '00')) ||
        (ELUsingAArch32(EL2) && (HCR.SWIO == '1' || HCR.<DC,VM> != '00')))) then
        cache.cacheop = CacheOp\_CleanInvalidate;
        CACHE\_OP(cache);
        return;

if EL2Enabled() then
    if PSTATE.EL IN {EL0, EL1} then
        cache.is_vmid_valid = TRUE;
        cache.vmid = VMID[];
    else
        cache.is_vmid_valid = FALSE;
else
    cache.is_vmid_valid = FALSE;

if PSTATE.EL == EL0 then
    cache.is_asid_valid = TRUE;
    cache.asid = ASID[];
else
    cache.is_asid_valid = FALSE;

need_translate = DCInstNeedsTranslation(opscope);
vaddress = regval;

integer size = 0; // by default no watchpoint address
if cacheop == CacheOp\_Invalidate then
    size = DataCacheWatchpointSize();
    vaddress = Align(regval, size);

cache.translated = need_translate;
cache.vaddress = ZeroExtend(vaddress, 64);

if need_translate then
    constant boolean aligned = TRUE;
    constant AccessDescriptor accdesc = CreateAccDescDC(cache);
    AddressDescriptor memaddrdesc = AArch32.TranslateAddress(vaddress, accdesc,
        aligned, size);

    if IsFault(memaddrdesc) then
        memaddrdesc.fault.vaddress = ZeroExtend(regval, 64);
        AArch32.Abort(memaddrdesc.fault);

    cache.paddress = memaddrdesc.paddress;
    if opscope == CacheOpScope\_PoC then
        cache.shareability = memaddrdesc.memattrs.shareability;
    else
        cache.shareability = Shareability\_NSH;
else
    cache.shareability = Shareability UNKNOWN;
    cache.paddress = FullAddress UNKNOWN;

if (cacheop == CacheOp\_Invalidate && PSTATE.EL == EL1 && EL2Enabled() &&

```

```

        ((!ELUsingAArch32(EL2) && HCR_EL2.<DC,VM> != '00') ||
         (ELUsingAArch32(EL2) && HCR.<DC,VM> != '00')) then
    cache.cacheop = CacheOp\_CleanInvalidate;

    CACHE\_OP(cache);
    return;

```

Library pseudocode for aarch32/debug/VCRMatch/AArch32.VCRMatch

```

// AArch32.VCRMatch()
// =====

boolean AArch32.VCRMatch(bits(32) vaddress)

    boolean match;
    if UsingAArch32() && ELUsingAArch32(EL1) && PSTATE.EL != EL2 then
        // Each bit position in this string corresponds to a bit in DBGVCR and an exception vector.
        match_word = Zeros(32);

        ss = CurrentSecurityState();
        if vaddress<31:5> == ExcVectorBase()<31:5> then
            if HaveEL(EL3) && ss == SS\_NonSecure then
                match_word<UInt(vaddress<4:2>) + 24> = '1';           // Non-secure vectors
            else
                match_word<UInt(vaddress<4:2>) + 0> = '1';           // Secure vectors (or no EL3)

        if (HaveEL(EL3) && ELUsingAArch32(EL3) && vaddress<31:5> == MVBAR<31:5> &&
            ss == SS\_Secure) then
            match_word<UInt(vaddress<4:2>) + 8> = '1';           // Monitor vectors

        // Mask out bits not corresponding to vectors.
        bits(32) mask;
        if !HaveEL(EL3) then
            mask = '00000000':'00000000':'00000000':'11011110'; // DBGVCR[31:8] are RES0
        elseif !ELUsingAArch32(EL3) then
            mask = '11011110':'00000000':'00000000':'11011110'; // DBGVCR[15:8] are RES0
        else
            mask = '11011110':'00000000':'11011100':'11011110';

        match_word = match_word AND DBGVCR AND mask;
        match = !IsZero(match_word);

        // Check for UNPREDICTABLE case - match on Prefetch Abort and Data Abort vectors
        if !IsZero(match_word<28:27,12:11,4:3>) && DebugTarget() == PSTATE.EL then
            match = ConstrainUnpredictableBool(Unpredictable\_VCMATCHDAPA);

        if !IsZero(vaddress<1:0>) && match then
            match = ConstrainUnpredictableBool(Unpredictable\_VCMATCHHALF);
    else
        match = FALSE;

    return match;

```

Library pseudocode for aarch32/debug/authentication/AArch32.SelfHostedSecurePrivilegedInvasiveDebugEnabled

```

// AArch32.SelfHostedSecurePrivilegedInvasiveDebugEnabled()
// =====

boolean AArch32.SelfHostedSecurePrivilegedInvasiveDebugEnabled()
    // The definition of this function is IMPLEMENTATION DEFINED.
    // In the recommended interface, AArch32.SelfHostedSecurePrivilegedInvasiveDebugEnabled returns
    // the state of the (DBGEN AND SPIDEN) signal.
    if !HaveEL(EL3) && NonSecureOnlyImplementation() then return FALSE;
    return DBGEN == HIGH && SPIDEN == HIGH;

```

Library pseudocode for aarch32/debug/breakpoint/AArch32.BreakpointMatch

```
// AArch32.BreakpointMatch()
// =====
// Breakpoint matching in an AArch32 translation regime.

BreakpointInfo AArch32.BreakpointMatch(integer n, bits(32) vaddress, AccessDescriptor accdesc,
                                         integer size)
    assert ELUsingAArch32\(S1TranslationRegime\(\)\);
    assert n < NumBreakpointsImplemented\(\);

    BreakpointInfo brkptinfo;
    enabled      = DBGBCR[n].E == '1';
    isbreakpnt   = TRUE;
    linked       = DBGBCR[n].BT == '0x01';
    linked_to    = FALSE;
    linked_n     = UInt(DBGBCR[n].LBN);

    state_match = AArch32.StateMatch(DBGBCR[n].SSC, DBGBCR[n].HMC, DBGBCR[n].PMC,
                                     linked, linked_n, isbreakpnt, accdesc);
    (value_match, value_mismatch) = AArch32.BreakpointValueMatch(n, vaddress, linked_to);

    if size == 4 then // Check second halfword
        // If the breakpoint address and BAS of an Address breakpoint match the address of the
        // second halfword of an instruction, but not the address of the first halfword, it is
        // CONSTRAINED UNPREDICTABLE whether or not this breakpoint generates a Breakpoint debug
        // event.
        (match_i, mismatch_i) = AArch32.BreakpointValueMatch(n, vaddress + 2, linked_to);

        if !value_match && match_i then
            value_match = ConstrainUnpredictableBool(Unpredictable\_BPMATCHHALF);

        if value_mismatch && !mismatch_i then
            value_mismatch = ConstrainUnpredictableBool(Unpredictable\_BPMISMATCHHALF);

    if vaddress<1> == '1' && DBGBCR[n].BAS == '1111' then
        // The above notwithstanding, if DBGBCR[n].BAS == '1111', then it is CONSTRAINED
        // UNPREDICTABLE whether or not a Breakpoint debug event is generated for an instruction
        // at the address DBGBCR[n]+2.
        if value_match then
            value_match = ConstrainUnpredictableBool(Unpredictable\_BPMATCHHALF);

        if !value_mismatch then
            value_mismatch = ConstrainUnpredictableBool(Unpredictable\_BPMISMATCHHALF);

    brkptinfo.match      = value_match && state_match && enabled;
    brkptinfo.mismatch   = value_mismatch && state_match && enabled;

    return brkptinfo;
```



```

// AArch32.BreakpointValueMatch()
// =====
// The first result is whether an Address Match or Context breakpoint is programmed on the
// instruction at "address". The second result is whether an Address Mismatch breakpoint is
// programmed on the instruction, that is, whether the instruction should be stepped.

(boolean, boolean) AArch32.BreakpointValueMatch(integer n_in, bits(32) vaddress, boolean linked_to)

// "n" is the identity of the breakpoint unit to match against.
// "vaddress" is the current instruction address, ignored if linked_to is TRUE and for Context
// matching breakpoints.
// "linked_to" is TRUE if this is a call from StateMatch for linking.
integer n = n_in;
Constraint c;

// If a non-existent breakpoint then it is CONSTRAINED UNPREDICTABLE whether this gives
// no match or the breakpoint is mapped to another UNKNOWN implemented breakpoint.
if n >= NumBreakpointsImplemented() then
    (c, n) = ConstrainUnpredictableInteger(0, NumBreakpointsImplemented() - 1,
                                           Unpredictable_BPNOTIMPL);
    assert c IN {Constraint_DISABLED, Constraint_UNKNOWN};
    if c == Constraint_DISABLED then return (FALSE, FALSE);

// If this breakpoint is not enabled, it cannot generate a match.
// (This could also happen on a call from StateMatch for linking).
if DBGBCR[n].E == '0' then return (FALSE, FALSE);

dbgtype = DBGBCR[n].BT;

(c, dbgtype) = AArch32.ReservedBreakpointType(n, dbgtype);
if c == Constraint_DISABLED then return (FALSE, FALSE);
// Otherwise the dbgtype value returned by AArch32.ReservedBreakpointType is valid.

// Determine what to compare against.
match_addr      = (dbgtype == '0x0x');
mismatch        = (dbgtype == '010x');
match_vmid      = (dbgtype == '10xx');
match_cid1      = (dbgtype == 'xx1x');
match_cid2      = (dbgtype == '11xx');
linking_enabled = (dbgtype == 'xxx1');

// If called from StateMatch, is is CONSTRAINED UNPREDICTABLE if the
// breakpoint is not programmed with linking enabled.
if linked_to && !linking_enabled then
    if !ConstrainUnpredictableBool(Unpredictable_BPLINKINGDISABLED) then
        return (FALSE, FALSE);

// If called from BreakpointMatch return FALSE for Linked context ID and/or VMID matches.
if !linked_to && linking_enabled && !match_addr then
    return (FALSE, FALSE);

boolean bvr_match = FALSE;
boolean bxvr_match = FALSE;

// Do the comparison.
if match_addr then
    constant integer byte = UInt(vaddress<1:0>);
    assert byte IN {0,2}; // "vaddress" is halfword aligned

    constant boolean byte_select_match = (DBGBCR[n].BAS<byte> == '1');
    bvr_match = (vaddress<31:2> == DBGBCR[n]<31:2>) && byte_select_match;

elseif match_cid1 then
    bvr_match = (PSTATE.EL != EL2 && CONTEXTIDR == DBGBCR[n]<31:0>);

if match_vmid then
    bits(16) vmid;
    bits(16) bvr_vmid;

    if ELUsingAArch32(EL2) then

```



```

        vmid = ZeroExtend(VTTBR.VMID, 16);
        bvr_vmid = ZeroExtend(DBGXVR[n]<7:0>, 16);
    elseif !IsFeatureImplemented(FEAT_VMID16) || VTCR_EL2.VS == '0' then
        vmid = ZeroExtend(VTTBR_EL2.VMID<7:0>, 16);
        bvr_vmid = ZeroExtend(DBGXVR[n]<7:0>, 16);
    else
        vmid = VTTBR_EL2.VMID;
        bvr_vmid = DBGXVR[n]<15:0>;

    bxvr_match = (PSTATE.EL IN {EL0, EL1} && EL2Enabled() && vmid == bvr_vmid);

elseif match_cid2 then
    bxvr_match = (PSTATE.EL != EL3 && EL2Enabled() && !ELUsingAArch32(EL2) &&
        DBGXVR[n]<31:0> == CONTEXTIDR_EL2<31:0>);

bvr_match_valid = (match_addr || match_cid1);
bxvr_match_valid = (match_vmid || match_cid2);

match = (!bxvr_match_valid || bxvr_match) && (!bvr_match_valid || bvr_match);

return (match && !mismatch, !match && mismatch);

```

Library pseudocode for aarch32/debug/breakpoint/AArch32.ReservedBreakpointType

```

// AArch32.ReservedBreakpointType()
// =====
// Checks if the given DBGBCR<n>.BT value is reserved and will generate Constrained Unpredictable
// behavior, otherwise returns Constraint_NONE.

(Constraint, bits(4)) AArch32.ReservedBreakpointType(integer n, bits(4) bt_in)
    bits(4) bt      = bt_in;
    boolean reserved = FALSE;
    context_aware = IsContextAwareBreakpoint(n);

    // Address mismatch
    if bt == '010x' && HaltOnBreakpointOrWatchpoint() then
        reserved = TRUE;

    // Context matching
    if bt != '0x0x' && !context_aware then
        reserved = TRUE;

    // EL2 extension
    if bt == '1xxx' && !HaveEL(EL2) then
        reserved = TRUE;

    // Context matching
    if (bt IN {'011x', '11xx'}) && !IsFeatureImplemented(FEAT_VHE) &&
        !IsFeatureImplemented(FEAT_Debugv8p2) then
        reserved = TRUE;

    if reserved then
        Constraint c;
        (c, bt) = ConstrainUnpredictableBits(Unpredictable_RESBPTYPE, 4);
        assert c IN {Constraint_DISABLED, Constraint_UNKNOWN};
        if c == Constraint_DISABLED then
            return (c, bits(4) UNKNOWN);
        // Otherwise the value returned by ConstrainUnpredictableBits must be a not-reserved value

    return (Constraint_NONE, bt);

```



```

// AArch32.StateMatch()
// =====
// Determine whether a breakpoint or watchpoint is enabled in the current mode and state.

boolean AArch32.StateMatch(bits(2) ssc_in, bit hmc_in, bits(2) pxc_in, boolean linked_in,
                           integer linked_n_in, boolean isbreakpnt, AccessDescriptor accdesc)

// "ssc_in","hmc_in","pxc_in" are the control fields from the DBGBCR[n] or DBGWCR[n] register.
// "linked_in" is TRUE if this is a linked breakpoint/watchpoint type.
// "linked_n_in" is the linked breakpoint number from the DBGBCR[n] or DBGWCR[n] register.
// "isbreakpnt" is TRUE for breakpoints, FALSE for watchpoints.
// "accdesc" describes the properties of the access being matched.
bit hmc      = hmc_in;
bits(2) ssc   = ssc_in;
bits(2) pxc   = pxc_in;
boolean linked = linked_in;
integer linked_n = linked_n_in;

// If parameters are set to a reserved type, behaves as either disabled or a defined type
Constraint c;
// SSCE value discarded as there is no SSCE bit in AArch32.
(c, ssc, -, hmc, pxc) = CheckValidStateMatch(ssc, '0', hmc, pxc, isbreakpnt);
if c == Constraint\_DISABLED then return FALSE;
// Otherwise the hmc,ssc,pxc values are either valid or the values returned by
// CheckValidStateMatch are valid.

pl2_match = HaveEL(EL2) && ((hmc == '1' && (ssc:pxc != '1000')) || ssc == '11');
pl1_match = pxc<0> == '1';
pl0_match = pxc<1> == '1';
ssu_match = isbreakpnt && hmc == '0' && pxc == '00' && ssc != '11';

boolean priv_match;
if ssu_match then
    priv_match = PSTATE.M IN {M32\_User,M32\_Svc,M32\_System};
else
    case accdesc.el of
        when EL3 priv_match = pl1_match;           // EL3 and EL1 are both PL1
        when EL2 priv_match = pl2_match;
        when EL1 priv_match = pl1_match;
        when EL0 priv_match = pl0_match;

// Security state match
boolean ss_match;
case ssc of
    when '00' ss_match = TRUE;                      // Both
    when '01' ss_match = accdesc.ss == SS\_NonSecure; // Non-secure only
    when '10' ss_match = accdesc.ss == SS\_Secure;    // Secure only
    when '11' ss_match = (hmc == '1' || accdesc.ss == SS\_Secure); // HMC=1 -> Both,
                                                                // HMC=0 -> Secure only

boolean linked_match = FALSE;

if linked then
    // "linked_n" must be an enabled context-aware breakpoint unit.
    // If it is not context-aware then it is CONSTRAINED UNPREDICTABLE whether
    // this gives no match, gives a match without linking, or linked_n is mapped to some
    // UNKNOWN breakpoint that is context-aware.
    if IsContextAwareBreakpoint(linked_n) then
        (first_ctx_cmp, last_ctx_cmp) = ContextAwareBreakpointRange();
        (c, linked_n) = ConstrainUnpredictableInteger(first_ctx_cmp, last_ctx_cmp,
                                                       Unpredictable\_BPNOTCTXCMP);
        assert c IN {Constraint\_DISABLED, Constraint\_NONE, Constraint\_UNKNOWN};

        case c of
            when Constraint\_DISABLED return FALSE; // Disabled
            when Constraint\_NONE linked = FALSE;   // No linking
            // Otherwise ConstrainUnpredictableInteger returned a context-aware breakpoint

vaddress = bits(32) UNKNOWN;
linked_to = TRUE;

```

```

(linked_match, -) = AArch32.BreakpointValueMatch(linked_n, vaddress, linked_to);

return priv_match && ss_match && (!linked || linked_match);

```

Library pseudocode for aarch32/debug/enables/AArch32.GenerateDebugExceptions

```

// AArch32.GenerateDebugExceptions()
// =====

boolean AArch32.GenerateDebugExceptions()
    ss = CurrentSecurityState();
    return AArch32.GenerateDebugExceptionsFrom(PSTATE.EL, ss);

```

Library pseudocode for aarch32/debug/enables/AArch32.GenerateDebugExceptionsFrom

```

// AArch32.GenerateDebugExceptionsFrom()
// =====

boolean AArch32.GenerateDebugExceptionsFrom(bits(2) from_el, SecurityState from_state)

    if !ELUsingAArch32(DebugTargetFrom(from_state)) then
        mask = '0'; // No PSTATE.D in AArch32 state
        return AArch64.GenerateDebugExceptionsFrom(from_el, from_state, mask);

    if DBGOSLSR.OSLK == '1' || DoubleLockStatus() || Halted() then
        return FALSE;

    boolean enabled;
    if HaveEL(EL3) && from_state == SS\_Secure then
        assert from_el != EL2; // Secure EL2 always uses AArch64
        if IsSecureEL2Enabled() then
            // Implies that EL3 and EL2 both using AArch64
            enabled = MDCR_EL3.SDD == '0';
        else
            spd = if ELUsingAArch32(EL3) then SDCR.SPD else MDCR_EL3.SPD32;
            if spd<1> == '1' then
                enabled = spd<0> == '1';
            else
                // SPD == 0b01 is reserved, but behaves the same as 0b00.
                enabled = AArch32.SelfHostedSecurePrivilegedInvasiveDebugEnabled();
        if from_el == ELO then enabled = enabled || SDER.SUIDEN == '1';
    else
        enabled = from_el != EL2;

    return enabled;

```

Library pseudocode for aarch32/debug/pmu/AArch32.IncrementCycleCounter

```
// AArch32.IncrementCycleCounter()
// =====
// Increment the cycle counter and possibly set overflow bits.

AArch32.IncrementCycleCounter()
    if !CountPMUEvents(CYCLE_COUNTER_ID) then return;
    bit d = PMCR.D; // Check divide-by-64
    bit lc = PMCR.LC;
    // Effective value of 'D' bit is 0 when Effective value of LC is '1'
    if lc == '1' then d = '0';
    if d == '1' && !HasElapsed64Cycles() then return;

    constant integer old_value = UInt(PMCCNTR);
    constant integer new_value = old_value + 1;
    PMCCNTR = new_value<63:0>;

    constant integer ovflw = if lc == '1' then 64 else 32;

    if old_value<64:ovflw> != new_value<64:ovflw> then
        PMOVSSET.C = '1';
        PMOVSR.C = '1';

    return;
```

Library pseudocode for aarch32/debug/pmu/AArch32.IncrementEventCounter

```
// AArch32.IncrementEventCounter()
// =====
// Increment the specified event counter 'idx' by the specified amount 'increment'.
// 'Vm' is the value event counter 'idx-1' is being incremented by if 'idx' is odd,
// zero otherwise.
// Returns the amount the counter was incremented by.

integer AArch32.IncrementEventCounter(integer idx, integer increment_in, integer Vm)
    if HaveAArch64() then
        // Force the counter to be incremented as a 64-bit counter.
        return AArch64.IncrementEventCounter(idx, increment_in, Vm);

    // In this model, event counters in an AArch32-only implementation are 32 bits and
    // the LP bits are RES0 in this model, even if FEAT_PMuV3p5 is implemented.
    integer old_value;
    integer new_value;

    old_value = UInt(PMEVCNTR[idx]);
    constant integer increment = PMUCountValue(idx, increment_in, Vm);
    new_value = old_value + increment;

    PMEVCNTR[idx] = new_value<31:0>;
    constant integer ovflw = 32;

    if old_value<64:ovflw> != new_value<64:ovflw> then
        PMOVSSET<idx> = '1';
        PMOVSR<idx> = '1';
        // Check for the CHAIN event from an even counter
        if (idx<0> == '0' && idx + 1 < NUM_PMu_COUNTERS &&
            (GetPMUCounterRange(idx) == GetPMUCounterRange(idx+1) ||
             ConstrainUnpredictableBool(Unpredictable_COUNT_CHAIN))) then
            // If PMU counters idx and idx+1 are not in same range,
            // it is CONSTRAINED UNPREDICTABLE if CHAIN event is counted
            PMUEvent(PMu_EVENT_CHAIN, 1, idx + 1);

    return increment;
```

Library pseudocode for aarch32/debug/pmu/AArch32.PMUCycle

```
// AArch32.PMUCycle()
// =====
// Called at the end of each cycle to increment event counters and
// check for PMU overflow. In pseudocode, a cycle ends after the
// execution of the operational pseudocode.

AArch32.PMUCycle()
    if HaveAArch64() then
        AArch64.PMUCycle();
        return;

    if !IsFeatureImplemented(FEAT_PMUv3) then
        return;

    PMUEvent(PMU_EVENT_CPU_CYCLES);

    constant integer counters = NUM_PMU_COUNTERS;
    integer Vm = 0;
    if counters != 0 then
        for idx = 0 to counters - 1
            if CountPMUEvents(idx) then
                constant integer accumulated = PMUEventAccumulator[idx];
                if (idx MOD 2) == 0 then Vm = 0;
                Vm = AArch32.IncrementEventCounter(idx, accumulated, Vm);
                PMUEventAccumulator[idx] = 0;
    AArch32.IncrementCycleCounter();
    CheckForPMUOverflow();
```

Library pseudocode for aarch32/debug/takeexceptiondbg/AArch32.EnterHypModeInDebugState

```
// AArch32.EnterHypModeInDebugState()
// =====
// Take an exception in Debug state to Hyp mode.

AArch32.EnterHypModeInDebugState(ExceptionRecord except)
    SynchronizeContext();
    assert HaveEL(EL2) && CurrentSecurityState() == SS\_NonSecure && ELUsingAArch32(EL2);

    AArch32.ReportHypEntry(except);
    AArch32.WriteMode(M32\_Hyp);
    SPSR\_curr[] = bits(32) UNKNOWN;
    ELR\_hyp = bits(32) UNKNOWN;
    // In Debug state, the PE always execute T32 instructions when in AArch32 state, and
    // PSTATE.{SS,A,I,F} are not observable so behave as UNKNOWN.
    PSTATE.T = '1'; // PSTATE.J is RES0
    PSTATE.<SS,A,I,F> = bits(4) UNKNOWN;
    DLR = bits(32) UNKNOWN;
    DSPSR = bits(32) UNKNOWN;
    if IsFeatureImplemented(FEAT_Debugv8p9) then
        DSPSR2 = bits(32) UNKNOWN;
    PSTATE.E = HSCTLR.EE;
    PSTATE.IL = '0';
    PSTATE.IT = '00000000';
    if IsFeatureImplemented(FEAT_SSBS) then PSTATE.SSBS = bit UNKNOWN;
    EDSCR.ERR = '1';
    UpdateEDSCRFields();

    EndOfInstruction();
```

Library pseudocode for aarch32/debug/takeexceptiondbg/AArch32.EnterModeInDebugState

```
// AArch32.EnterModeInDebugState()
// =====
// Take an exception in Debug state to a mode other than Monitor and Hyp mode.

AArch32.EnterModeInDebugState(bits(5) target_mode)
    SynchronizeContext();
    assert ELUsingAArch32(EL1) && PSTATE.EL != EL2;

    if PSTATE.M == M32_Monitor then SCR.NS = '0';
    AArch32.WriteMode(target_mode);
    SPSR_curr[] = bits(32) UNKNOWN;
    R[14] = bits(32) UNKNOWN;
    // In Debug state, the PE always execute T32 instructions when in AArch32 state, and
    // PSTATE.{SS,A,I,F} are not observable so behave as UNKNOWN.
    PSTATE.T = '1'; // PSTATE.J is RES0
    PSTATE.<SS,A,I,F> = bits(4) UNKNOWN;
    DLR = bits(32) UNKNOWN;
    DSPSR = bits(32) UNKNOWN;
    if IsFeatureImplemented(FEAT_Debugv8p9) then
        DSPSR2 = bits(32) UNKNOWN;
    PSTATE.E = SCTL.R.EE;
    PSTATE.IL = '0';
    PSTATE.IT = '00000000';
    if IsFeatureImplemented(FEAT_PAN) && SCTL.R.SPAN == '0' then PSTATE.PAN = '1';
    if IsFeatureImplemented(FEAT_SSBS) then PSTATE.SSBS = bit UNKNOWN;
    EDSCR.ERR = '1';
    UpdateEDSCRFields(); // Update EDSCR PE state flags.

    EndOfInstruction();
```

Library pseudocode for aarch32/debug/takeexceptiondbg/AArch32.EnterMonitorModeInDebugState

```
// AArch32.EnterMonitorModeInDebugState()
// =====
// Take an exception in Debug state to Monitor mode.

AArch32.EnterMonitorModeInDebugState()
    SynchronizeContext();
    assert HaveEL(EL3) && ELUsingAArch32(EL3);
    from_secure = CurrentSecurityState() == SS_Secure;
    if PSTATE.M == M32_Monitor then SCR.NS = '0';
    AArch32.WriteMode(M32_Monitor);
    SPSR_curr[] = bits(32) UNKNOWN;
    R[14] = bits(32) UNKNOWN;
    // In Debug state, the PE always execute T32 instructions when in AArch32 state, and
    // PSTATE.{SS,A,I,F} are not observable so behave as UNKNOWN.
    PSTATE.T = '1'; // PSTATE.J is RES0
    PSTATE.<SS,A,I,F> = bits(4) UNKNOWN;
    PSTATE.E = SCTL.R.EE;
    PSTATE.IL = '0';
    PSTATE.IT = '00000000';
    if IsFeatureImplemented(FEAT_PAN) then
        if !from_secure then
            PSTATE.PAN = '0';
        elsif SCTL.R.SPAN == '0' then
            PSTATE.PAN = '1';
    if IsFeatureImplemented(FEAT_SSBS) then PSTATE.SSBS = bit UNKNOWN;
    DLR = bits(32) UNKNOWN;
    DSPSR = bits(32) UNKNOWN;
    if IsFeatureImplemented(FEAT_Debugv8p9) then
        DSPSR2 = bits(32) UNKNOWN;
    EDSCR.ERR = '1';
    UpdateEDSCRFields(); // Update EDSCR PE state flags.

    EndOfInstruction();
```

Library pseudocode for aarch32/debug/watchpoint/AArch32.WatchpointByteMatch

```
// AArch32.WatchpointByteMatch()
// =====

boolean AArch32.WatchpointByteMatch(integer n, bits(32) vaddress)
    constant integer dbgtop = 31;
    constant integer cmpbottom = if DBGWVR[n]<2> == '1' then 2 else 3; // Word or doubleword
    bottom = cmpbottom;
    constant integer select = UInt(vaddress<cmpbottom-1:0>);
    byte_select_match = (DBGWCR[n].BAS<select> != '0');
    mask = UInt(DBGWCR[n].MASK);

    // If DBGWCR[n].MASK is a nonzero value and DBGWCR[n].BAS is not set to '11111111', or
    // DBGWCR[n].BAS specifies a non-contiguous set of bytes behavior is CONSTRAINED
    // UNPREDICTABLE.
    if mask > 0 && !IsOnes(DBGWCR[n].BAS) then
        byte_select_match = ConstrainUnpredictableBool(Unpredictable\_WPMASKANDBAS);
    else
        LSB = (DBGWCR[n].BAS AND NOT(DBGWCR[n].BAS - 1)); MSB = (DBGWCR[n].BAS + LSB);
        if !IsZero(MSB AND (MSB - 1)) then // Not contiguous
            byte_select_match = ConstrainUnpredictableBool(Unpredictable\_WPBASCONTIGUOUS);
            bottom = 3; // For the whole doubleword

    // If the address mask is set to a reserved value, the behavior is CONSTRAINED UNPREDICTABLE.
    if mask > 0 && mask <= 2 then
        Constraint c;
        (c, mask) = ConstrainUnpredictableInteger(3, 31, Unpredictable\_RESWPMASK);
        assert c IN {Constraint\_DISABLED, Constraint\_NONE, Constraint\_UNKNOWN};
        case c of
            when Constraint\_DISABLED return FALSE; // Disabled
            when Constraint\_NONE mask = 0; // No masking
            // Otherwise the value returned by ConstrainUnpredictableInteger is a not-reserved value

    constant integer cmpmsb = dbgtop;
    constant integer cmplsb = if mask > bottom then mask else bottom;
    constant integer bottombit = bottom;
    boolean WVR_match = (vaddress<cmpmsb:cmplsb> == DBGWVR[n]<cmpmsb:cmplsb>);
    if mask > bottom then
        // If masked bits of DBGWVR[n] are not zero, the behavior is CONSTRAINED UNPREDICTABLE.
        if WVR_match && !IsZero(DBGWVR[n]<cmplsb-1:bottombit>) then
            WVR_match = ConstrainUnpredictableBool(Unpredictable\_WPMASKEDBITS);

    return (WVR_match && byte_select_match);
```


Library pseudocode for aarch32/debug/watchpoint/AArch32.WatchpointMatch

```
// AArch32.WatchpointMatch()
// =====
// Watchpoint matching in an AArch32 translation regime.

WatchpointInfo AArch32.WatchpointMatch(integer n, bits(32) vaddress, integer size,
                                         AccessDescriptor accdesc)
    assert ELUsingAArch32(S1TranslationRegime());
    assert n < NumWatchpointsImplemented();

    constant boolean enabled          = DBGWCR[n].E == '1';
    linked = DBGWCR[n].WT == '1';
    isbreakpnt = FALSE;
    linked_n = UInt(DBGWCR_EL1[n].LBN);
    state_match = AArch32.StateMatch(DBGWCR[n].SSC, DBGWCR[n].HMC, DBGWCR[n].PAC,
                                     linked, linked_n, isbreakpnt, accdesc);

    boolean ls_match;
    case DBGWCR[n].LSC<1:0> of
        when '00' ls_match = FALSE;
        when '01' ls_match = accdesc.read;
        when '10' ls_match = accdesc.write || accdesc.acctype == AccessType_DC;
        when '11' ls_match = TRUE;

    boolean value_match = FALSE;
    for byte = 0 to size - 1
        value_match = value_match || AArch32.WatchpointByteMatch(n, vaddress + byte);

    WatchpointInfo watchptinfo;
    watchptinfo.watchpt_num = n;
    watchptinfo.value_match = value_match && state_match && ls_match && enabled;
    return watchptinfo;
```

Library pseudocode for aarch32/exceptions/aborts/AArch32.Abort

```
// AArch32.Abort()
// =====
// Abort and Debug exception handling in an AArch32 translation regime.

AArch32.Abort(FaultRecord fault)
    // Check if routed to AArch64 state
    route_to_aarch64 = ((IsExternalAbort(fault) &&
                        !ELUsingAArch32(SyncExternalAbortTarget(fault))) ||
                       (PSTATE.EL == EL0 && !ELUsingAArch32(EL1)));

    if !route_to_aarch64 && EL2Enabled() && !ELUsingAArch32(EL2) then
        route_to_aarch64 = (HCR_EL2.TGE == '1' || IsSecondStage(fault) ||
                           (IsDebugException(fault) && MDCR_EL2.TDE == '1'));

    if route_to_aarch64 then
        AArch64.Abort(fault);
    elsif fault.accessdesc.acctype == AccessType_IFETCH then
        AArch32.TakePrefetchAbortException(fault);
    else
        AArch32.TakeDataAbortException(fault);
```

Library pseudocode for aarch32/exceptions/aborts/AArch32.AbortSyndrome

```
// AArch32.AbortSyndrome()
// =====
// Creates an exception syndrome record for Abort exceptions
// taken to Hyp mode
// from an AArch32 translation regime.

ExceptionRecord AArch32.AbortSyndrome(Exception exceptype, FaultRecord fault, bits(2) target_el)
except = ExceptionSyndrome(exceptype);

except.syndrome.iss = AArch32.FaultSyndrome(exceptype, fault);
except.vaddress = ZeroExtend(fault.vaddress, 64);

if IPAValid(fault) then
    except.ipavalid = TRUE;
    except.NS = if fault.ipaddress.paspace == PAS_NonSecure then '1' else '0';
    except.ipaddress = ZeroExtend(fault.ipaddress.address, 56);
else
    except.ipavalid = FALSE;

return except;
```

Library pseudocode for aarch32/exceptions/aborts/AArch32.CheckPCAlignment

```
// AArch32.CheckPCAlignment()
// =====

AArch32.CheckPCAlignment()
    constant bits(32) pc = ThisInstrAddr(32);

    if (CurrentInstrSet() == InstrSet_A32 && pc<1> == '1') || pc<0> == '1' then
        if AArch32.GeneralExceptionsToAArch64() then AArch64.PCAlignmentFault();

        constant AccessDescriptor accdesc = CreateAccDescIFetch();
        FaultRecord fault = NoFault(accdesc, ZeroExtend(pc, 64));
        // Generate an Alignment fault Prefetch Abort exception
        fault.statuscode = Fault_Alignment;
        AArch32.Abort(fault);
```

Library pseudocode for aarch32/exceptions/aborts/AArch32.CommonFaultStatus

```
// AArch32.CommonFaultStatus()
// =====
// Return the common part of the fault status on reporting a Data
// or Prefetch Abort.

bits(32) AArch32.CommonFaultStatus(FaultRecord fault, boolean long_format)
    bits(32) target = Zeros(32);
    if IsFeatureImplemented(FEAT_RAS) && IsAsyncAbort(fault) then
        constant ErrorState errstate = PEErrState(fault);
        target<15:14> = AArch32.EncodeAsyncErrorSyndrome(errstate); // AET
    if IsExternalAbort(fault) then target<12> = fault.extflag; // ExT
    target<9> = if long_format then '1' else '0'; // LPAE
    if long_format then // Long-descriptor format
        target<5:0> = EncodeLDFSC(fault.statuscode, fault.level); // STATUS
    else // Short-descriptor format
        target<10,3:0> = EncodeSDFSC(fault.statuscode, fault.level); // FS
    return target;
```

Library pseudocode for aarch32/exceptions/aborts/AArch32.ReportDataAbort

```
// AArch32.ReportDataAbort()
// =====
// Report syndrome information for aborts taken to modes other than Hyp mode.

AArch32.ReportDataAbort(boolean route_to_monitor, FaultRecord fault)
    boolean long_format;
    if route_to_monitor && CurrentSecurityState() != SS\_Secure then
        long_format = ((TTBCR_S.EAE == '1') ||
            (IsExternalSyncAbort(fault) && ((PSTATE.EL == EL2 || TTBCR.EAE == '1') ||
                (fault.secondstage && (boolean IMPLEMENTATION_DEFINED
                    "Report abort using Long-descriptor format")))));
    else
        long_format = TTBCR.EAE == '1';
    bits(32) syndrome = AArch32.CommonFaultStatus(fault, long_format);

    // bits of syndrome that are not common to I and D side
    if fault.accessdesc.acctype IN {AccessType\_DC, AccessType\_IC, AccessType\_AT} then
        syndrome<13> = '1'; // CM
        syndrome<11> = '1'; // WnR
    else
        syndrome<11> = if fault.write then '1' else '0'; // WnR

    if !long_format then
        syndrome<7:4> = fault.domain; // Domain

    if fault.accessdesc.acctype == AccessType\_IC then
        bits(32) i_syndrome;
        if (!long_format &&
            boolean IMPLEMENTATION_DEFINED "Report I-cache maintenance fault in IFSR") then
            i_syndrome = syndrome;
            syndrome<10,3:0> = EncodeSDFSC(Fault\_ICacheMaint, 1);
        else
            i_syndrome = bits(32) UNKNOWN;
        if route_to_monitor then
            IFSR_S = i_syndrome;
        else
            IFSR = i_syndrome;

    if route_to_monitor then
        DFSR_S = syndrome;
        DFAR_S = fault.vaddress<31:0>;
    else
        DFSR = syndrome;
        DFAR = fault.vaddress<31:0>;

    return;
```

Library pseudocode for aarch32/exceptions/aborts/AArch32.ReportPrefetchAbort

```
// AArch32.ReportPrefetchAbort()
// =====
// Report syndrome information for aborts taken to modes other than Hyp mode.

AArch32.ReportPrefetchAbort(boolean route_to_monitor, FaultRecord fault)
    // The encoding used in the IFSR can be Long-descriptor format or Short-descriptor format.
    // Normally, the current translation table format determines the format. For an abort from
    // Non-secure state to Monitor mode, the IFSR uses the Long-descriptor format if any of the
    // following applies:
    // * The Secure TTBCR.EAE is set to 1.
    // * It is taken from Hyp mode.
    // * It is taken from EL1 or EL0, and the Non-secure TTBCR.EAE is set to 1.
    long_format = FALSE;
    if route_to_monitor && CurrentSecurityState() != SS\_Secure then
        long_format = TTBCR_S.EAE == '1' || PSTATE.EL == EL2 || TTBCR.EAE == '1';
    else
        long_format = TTBCR.EAE == '1';

    constant bits(32) fsr = AArch32.CommonFaultStatus(fault, long_format);

    if route_to_monitor then
        IFSR_S = fsr;
        IFAR_S = fault.vaddress<31:0>;
    else
        IFSR = fsr;
        IFAR = fault.vaddress<31:0>;

    return;
```

Library pseudocode for aarch32/exceptions/aborts/AArch32.TakeDataAbortException

```
// AArch32.TakeDataAbortException()
// =====

AArch32.TakeDataAbortException(FaultRecord fault)

    bits(2) sea_target;
    if IsExternalAbort(fault) then
        sea_target = SyncExternalAbortTarget(fault);
    else
        sea_target = bits(2) UNKNOWN;

    route_to_monitor = IsExternalAbort(fault) && sea_target == EL3;
    route_to_hyp = (EL2Enabled() && PSTATE.EL IN {EL0, EL1} &&
        (HCR.TGE == '1' ||
        (IsExternalAbort(fault) && sea_target == EL2) ||
        (IsDebugException(fault) && HDCR.TDE == '1') ||
        IsSecondStage(fault)));

    constant bits(32) preferred_exception_return = ThisInstrAddr(32);
    constant integer vect_offset = 0x10;
    constant integer lr_offset = 8;

    if IsDebugException(fault) then DBGDSCRext.MOE = fault.debugmoe;
    if route_to_monitor then
        AArch32.ReportDataAbort(route_to_monitor, fault);
        AArch32.EnterMonitorMode(preferred_exception_return, lr_offset, vect_offset);
    elseif PSTATE.EL == EL2 || route_to_hyp then
        except = AArch32.AbortSyndrome(Exception\_DataAbort, fault, EL2);
        if PSTATE.EL == EL2 then
            AArch32.EnterHypMode(except, preferred_exception_return, vect_offset);
        else
            AArch32.EnterHypMode(except, preferred_exception_return, 0x14);
    else
        AArch32.ReportDataAbort(route_to_monitor, fault);
        AArch32.EnterMode(M32\_Abort, preferred_exception_return, lr_offset, vect_offset);
```

Library pseudocode for aarch32/exceptions/aborts/AArch32.TakePrefetchAbortException

```
// AArch32.TakePrefetchAbortException()
// =====

AArch32.TakePrefetchAbortException(FaultRecord fault)

    bits(2) sea_target;
    if IsExternalAbort(fault) then
        sea_target = SyncExternalAbortTarget(fault);
    else
        sea_target = bits(2) UNKNOWN;

    route_to_monitor = IsExternalAbort(fault) && sea_target == EL3;
    route_to_hyp = (EL2Enabled() && PSTATE.EL IN {EL0, EL1} &&
        (HCR.TGE == '1' ||
        (IsExternalAbort(fault) && sea_target == EL2) ||
        (IsDebugException(fault) && HDCR.TDE == '1') ||
        IsSecondStage(fault)));

    ExceptionRecord except;
    constant bits(32) preferred_exception_return = ThisInstrAddr(32);
    vect_offset = 0x0C;
    lr_offset = 4;

    if IsDebugException(fault) then DBGDSCRext.MOE = fault.debugmoe;
    if route_to_monitor then
        AArch32.ReportPrefetchAbort(route_to_monitor, fault);
        AArch32.EnterMonitorMode(preferred_exception_return, lr_offset, vect_offset);
    elseif PSTATE.EL == EL2 || route_to_hyp then
        if fault.statuscode == Fault\_Alignment then // PC Alignment fault
            except = ExceptionSyndrome(Exception\_PCAalignment);
            except.vaddress = ThisInstrAddr(64);
        else
            except = AArch32.AbortSyndrome(Exception\_InstructionAbort, fault, EL2);
        if PSTATE.EL == EL2 then
            AArch32.EnterHypMode(except, preferred_exception_return, vect_offset);
        else
            AArch32.EnterHypMode(except, preferred_exception_return, 0x14);
    else
        AArch32.ReportPrefetchAbort(route_to_monitor, fault);
        AArch32.EnterMode(M32\_Abort, preferred_exception_return, lr_offset, vect_offset);
```

Library pseudocode for aarch32/exceptions/async/AArch32.TakePhysicalFIQException

```
// AArch32.TakePhysicalFIQException()
// =====

AArch32.TakePhysicalFIQException()

    // Check if routed to AArch64 state
    route_to_aarch64 = PSTATE.EL == EL0 && !ELUsingAArch32(EL1);
    if !route_to_aarch64 && EL2Enabled() && !ELUsingAArch32(EL2) then
        route_to_aarch64 = HCR_EL2.TGE == '1' || (HCR_EL2.FMO == '1' && !IsInHost());

    if !route_to_aarch64 && HaveEL(EL3) && !ELUsingAArch32(EL3) then
        route_to_aarch64 = SCR_EL3.FIQ == '1';

    if route_to_aarch64 then AArch64.TakePhysicalFIQException();
    route_to_monitor = HaveEL(EL3) && SCR.FIQ == '1';
    route_to_hyp = (PSTATE.EL IN {EL0, EL1} && EL2Enabled() &&
        (HCR.TGE == '1' || HCR.FMO == '1'));
    constant bits(32) preferred_exception_return = ThisInstrAddr(32);
    vect_offset = 0x1C;
    lr_offset = 4;
    if route_to_monitor then
        AArch32.EnterMonitorMode(preferred_exception_return, lr_offset, vect_offset);
    elseif PSTATE.EL == EL2 || route_to_hyp then
        except = ExceptionSyndrome(Exception\_FIQ);
        AArch32.EnterHypMode(except, preferred_exception_return, vect_offset);
    else
        AArch32.EnterMode(M32\_FIQ, preferred_exception_return, lr_offset, vect_offset);
```

Library pseudocode for aarch32/exceptions/async/AArch32.TakePhysicalIRQException

```
// AArch32.TakePhysicalIRQException()
// =====
// Take an enabled physical IRQ exception.

AArch32.TakePhysicalIRQException()

    // Check if routed to AArch64 state
    route_to_aarch64 = PSTATE.EL == EL0 && !ELUsingAArch32(EL1);
    if !route_to_aarch64 && EL2Enabled() && !ELUsingAArch32(EL2) then
        route_to_aarch64 = HCR_EL2.TGE == '1' || (HCR_EL2.IMO == '1' && !IsInHost());
    if !route_to_aarch64 && HaveEL(EL3) && !ELUsingAArch32(EL3) then
        route_to_aarch64 = SCR_EL3.IRQ == '1';

    if route_to_aarch64 then AArch64.TakePhysicalIRQException();

    route_to_monitor = HaveEL(EL3) && SCR.IRQ == '1';
    route_to_hyp = (PSTATE.EL IN {EL0, EL1} && EL2Enabled() &&
        (HCR.TGE == '1' || HCR.IMO == '1'));
    constant bits(32) preferred_exception_return = ThisInstrAddr(32);
    vect_offset = 0x18;
    lr_offset = 4;
    if route_to_monitor then
        AArch32.EnterMonitorMode(preferred_exception_return, lr_offset, vect_offset);
    elseif PSTATE.EL == EL2 || route_to_hyp then
        except = ExceptionSyndrome(Exception\_IRQ);
        AArch32.EnterHypMode(except, preferred_exception_return, vect_offset);
    else
        AArch32.EnterMode(M32\_IRQ, preferred_exception_return, lr_offset, vect_offset);
```

Library pseudocode for aarch32/exceptions/async/AArch32.TakePhysicalErrorException

```
// AArch32.TakePhysicalErrorException()
// =====

AArch32.TakePhysicalErrorException(boolean implicit_esb)
    boolean masked;
    bits(2) target_el;

    (masked, target_el) = PhysicalErrorTarget();
    assert !masked;

    // Check if routed to AArch64 state
    if !ELUsingAArch32(target_el) then
        AArch64.TakePhysicalErrorException(implicit_esb);

    constant bits(32) preferred_exception_return = ThisInstrAddr(32);
    constant integer vect_offset = 0x10;
    constant integer lr_offset = 8;

    constant FaultRecord fault = GetPendingPhysicalError();
    constant bits(32) vaddress = bits(32) UNKNOWN;
    except = AArch32.AbortSyndrome(Exception\_DataAbort, fault, target_el);
    route_to_monitor = (target_el == EL3);

    if IsSErrorEdgeTriggered() then
        ClearPendingPhysicalError();

    case target_el of
        when EL3
            AArch32.ReportDataAbort(route_to_monitor, fault);
            AArch32.EnterMonitorMode(preferred_exception_return, lr_offset, vect_offset);
        when EL2
            if PSTATE.EL == EL2 then
                AArch32.EnterHypMode(except, preferred_exception_return, vect_offset);
            else
                AArch32.EnterHypMode(except, preferred_exception_return, 0x14);
        when EL1
            AArch32.ReportDataAbort(route_to_monitor, fault);
            AArch32.EnterMode(M32\_Abort, preferred_exception_return, lr_offset, vect_offset);
        otherwise
            Unreachable();
```

Library pseudocode for aarch32/exceptions/async/AArch32.TakeVirtualFIQException

```
// AArch32.TakeVirtualFIQException()
// =====

AArch32.TakeVirtualFIQException()
    assert PSTATE.EL IN {EL0, EL1} && EL2Enabled();
    if ELUsingAArch32(EL2) then // Virtual IRQ enabled if TGE==0 and FMO==1
        assert HCR.TGE == '0' && HCR.FMO == '1';
    else
        assert HCR_EL2.TGE == '0' && HCR_EL2.FMO == '1';
    // Check if routed to AArch64 state
    if PSTATE.EL == EL0 && !ELUsingAArch32(EL1) then AArch64.TakeVirtualFIQException();

    constant bits(32) preferred_exception_return = ThisInstrAddr(32);
    vect_offset = 0x1C;
    lr_offset = 4;

    AArch32.EnterMode(M32\_FIQ, preferred_exception_return, lr_offset, vect_offset);
```

Library pseudocode for aarch32/exceptions/async/AArch32.TakeVirtualIRQException

```
// AArch32.TakeVirtualIRQException()
// =====

AArch32.TakeVirtualIRQException()
    assert PSTATE.EL IN {EL0, EL1} && EL2Enabled();

    if ELUsingAArch32(EL2) then // Virtual IRQs enabled if TGE==0 and IMO==1
        assert HCR.TGE == '0' && HCR.IMO == '1';
    else
        assert HCR_EL2.TGE == '0' && HCR_EL2.IMO == '1';

    // Check if routed to AArch64 state
    if PSTATE.EL == EL0 && !ELUsingAArch32(EL1) then AArch64.TakeVirtualIRQException();

    constant bits(32) preferred_exception_return = ThisInstrAddr(32);
    vect_offset = 0x18;
    lr_offset = 4;

    AArch32.EnterMode(M32_IRQ, preferred_exception_return, lr_offset, vect_offset);
```

Library pseudocode for aarch32/exceptions/async/AArch32.TakeVirtualSErrorException

```
// AArch32.TakeVirtualSErrorException()
// =====

AArch32.TakeVirtualSErrorException()

    assert PSTATE.EL IN {EL0, EL1} && EL2Enabled();
    if ELUsingAArch32(EL2) then // Virtual SError enabled if TGE==0 and AMO==1
        assert HCR.TGE == '0' && HCR.AMO == '1';
    else
        assert HCR_EL2.TGE == '0' && HCR_EL2.AMO == '1';
    // Check if routed to AArch64 state
    if PSTATE.EL == EL0 && !ELUsingAArch32(EL1) then AArch64.TakeVirtualSErrorException();
    route_to_monitor = FALSE;

    constant bits(32) preferred_exception_return = ThisInstrAddr(32);
    vect_offset = 0x10;
    lr_offset = 8;

    vaddress = bits(32) UNKNOWN;
    parity = FALSE;
    constant Fault fault = Fault_AsyncExternal;
    constant integer level = integer UNKNOWN;
    bits(32) fsr = Zeros(32);
    if IsFeatureImplemented(FEAT_RAS) then
        if ELUsingAArch32(EL2) then
            fsr<15:14> = VDFSR.AET;
            fsr<12> = VDFSR.ExT;
        else
            fsr<15:14> = VSESR_EL2.AET;
            fsr<12> = VSESR_EL2.ExT;
    else
        fsr<12> = bit IMPLEMENTATION_DEFINED "Virtual External abort type";
    if TTBCR.EAE == '1' then // Long-descriptor format
        fsr<9> = '1';
        fsr<5:0> = EncodeLDFSC(fault, level);
    else // Short-descriptor format
        fsr<9> = '0';
        fsr<10,3:0> = EncodeSDFSC(fault, level);
    DFSR = fsr;
    DFAR = bits(32) UNKNOWN;
    ClearPendingVirtualSError();
    AArch32.EnterMode(M32_Abort, preferred_exception_return, lr_offset, vect_offset);
```


Library pseudocode for aarch32/exceptions/debug/AArch32.SoftwareBreakpoint

```
// AArch32.SoftwareBreakpoint()
// =====

AArch32.SoftwareBreakpoint(bits(16) immediate)

    if (EL2Enabled() && !ELUsingAArch32(EL2) &&
        (HCR_EL2.TGE == '1' || MDCR_EL2.TDE == '1')) || !ELUsingAArch32(EL1) then
        AArch64.SoftwareBreakpoint(immediate);

    accdesc = CreateAccDescIFetch();
    fault    = NoFault(accdesc, bits(64) UNKNOWN);

    fault.statuscode = Fault\_Debug;
    fault.debugmoe   = DebugException\_BKPT;

    AArch32.Abort(fault);
```

Library pseudocode for aarch32/exceptions/debug/DebugException

```
// DebugException
// =====
// Reason codes for debug exceptions, taken to AArch32

constant bits(4) DebugException_Breakpoint = '0001';
constant bits(4) DebugException_BKPT      = '0011';
constant bits(4) DebugException_VectorCatch = '0101';
constant bits(4) DebugException_Watchpoint = '1010';
```

Library pseudocode for aarch32/exceptions/exceptions/AArch32.CheckAdvSIMDOrFPRegisterTraps

```
// AArch32.CheckAdvSIMDOrFPRegisterTraps()
// =====
// Check if an instruction that accesses an Advanced SIMD and
// floating-point System register is trapped by an appropriate HCR.TIDx
// ID group trap control.

AArch32.CheckAdvSIMDOrFPRegisterTraps(bits(4) reg)

    if PSTATE.EL == EL1 && EL2Enabled() then
        tid0 = if ELUsingAArch32(EL2) then HCR.TID0 else HCR_EL2.TID0;
        tid3 = if ELUsingAArch32(EL2) then HCR.TID3 else HCR_EL2.TID3;

        if ((tid0 == '1' && reg == '0000') ||
            (tid3 == '1' && reg IN {'0101', '0110', '0111'})) then // FPSID
            if ELUsingAArch32(EL2) then // MVFRx
                AArch32.SystemAccessTrap(M32\_Hyp, 0x8);
            else
                AArch64.AArch32SystemAccessTrap(EL2, 0x8);
```

Library pseudocode for aarch32/exceptions/exceptions/AArch32.ExceptionClass

```
// AArch32.ExceptionClass()
// =====
// Returns the Exception Class and Instruction Length fields to be reported in HSR

(integer,bit) AArch32.ExceptionClass(Exception exceptype)

    il_is_valid = TRUE;
    integer ec;
    case exceptype of
        when Exception Uncategorized          ec = 0x00; il_is_valid = FALSE;
        when Exception WFxTrap              ec = 0x01;
        when Exception CP15RTTTrap          ec = 0x03;
        when Exception CP15RRTTrap          ec = 0x04;
        when Exception CP14RTTTrap          ec = 0x05;
        when Exception CP14DTTTrap          ec = 0x06;
        when Exception AdvSIMDFPAccessTrap  ec = 0x07;
        when Exception FPIDTrap             ec = 0x08;
        when Exception PACTrap              ec = 0x09;
        when Exception TSTARTAccessTrap     ec = 0x1B;
        when Exception GPC                  ec = 0x1E;
        when Exception CP14RRTTrap          ec = 0x0C;
        when Exception BranchTarget         ec = 0x0D;
        when Exception IllegalState         ec = 0x0E; il_is_valid = FALSE;
        when Exception SupervisorCall       ec = 0x11;
        when Exception HypervisorCall       ec = 0x12;
        when Exception MonitorCall          ec = 0x13;
        when Exception InstructionAbort      ec = 0x20; il_is_valid = FALSE;
        when Exception PCAlignment          ec = 0x22; il_is_valid = FALSE;
        when Exception DataAbort            ec = 0x24;
        when Exception NV2DataAbort         ec = 0x25;
        when Exception FPTrappedException   ec = 0x28;
        when Exception Profiling            ec = 0x3D;
        otherwise                           Unreachable();

    if ec IN {0x20,0x24} && PSTATE.EL == EL2 then
        ec = ec + 1;
    bit il;
    if il_is_valid then
        il = if ThisInstrLength() == 32 then '1' else '0';
    else
        il = '1';

    return (ec,il);
```

Library pseudocode for aarch32/exceptions/exceptions/AArch32.GeneralExceptionsToAArch64

```
// AArch32.GeneralExceptionsToAArch64()
// =====
// Returns TRUE if exceptions normally routed to EL1 are being handled at an Exception
// level using AArch64, because either EL1 is using AArch64 or TGE is in force and EL2
// is using AArch64.

boolean AArch32.GeneralExceptionsToAArch64()
    return ((PSTATE.EL == EL0 && !ELUsingAArch32(EL1)) ||
            (EL2Enabled() && !ELUsingAArch32(EL2) && HCR_EL2.TGE == '1'));
```

Library pseudocode for aarch32/exceptions/exceptions/AArch32.ReportHypEntry

```
// AArch32.ReportHypEntry()
// =====
// Report syndrome information to Hyp mode registers.

AArch32.ReportHypEntry(ExceptionRecord except)

    constant Exception exceptype = except.exceptype;

    (ec,il) = AArch32.ExceptionClass(exceptype);
    iss = except.syndrome.iss;
    iss2 = except.syndrome.iss2;

    // IL is not valid for Data Abort exceptions without valid instruction syndrome information
    if ec IN {0x24,0x25} && iss<24> == '0' then
        il = '1';

    HSR = ec<5:0>:il:iss;

    if exceptype IN {Exception_InstructionAbort, Exception_PCAalignment} then
        HIFAR = except.vaddress<31:0>;
        HDFAR = bits(32) UNKNOWN;
    elseif exceptype == Exception_DataAbort then
        HIFAR = bits(32) UNKNOWN;
        HDFAR = except.vaddress<31:0>;

    if except.ipavalid then
        HPFAR<31:4> = except.ipaddress<39:12>;
    else
        HPFAR<31:4> = bits(28) UNKNOWN;

    return;
```

Library pseudocode for aarch32/exceptions/exceptions/AArch32.ResetControlRegisters

```
// AArch32.ResetControlRegisters()
// =====
// Resets System registers and memory-mapped control registers that have architecturally-defined
// reset values to those values.

AArch32.ResetControlRegisters(boolean cold_reset);
```

Library pseudocode for aarch32/exceptions/exceptions/AArch32.TakeReset

```
// AArch32.TakeReset()
// =====
// Reset into AArch32 state

AArch32.TakeReset(boolean cold_reset)
    assert !HaveAArch64();

    // Enter the highest implemented Exception level in AArch32 state
    if HaveEL(EL3) then
        AArch32.WriteMode(M32_Svc);
        SCR.NS = '0'; // Secure state
    elseif HaveEL(EL2) then
        AArch32.WriteMode(M32_Hyp);
    else
        AArch32.WriteMode(M32_Svc);

    // Reset System registers in the coproc=0b111x encoding space
    // and other system components
    AArch32.ResetControlRegisters(cold_reset);
    FPEXC.EN = '0';

    // Reset all other PSTATE fields, including instruction set and endianness according to the
    // SCTLR values produced by the above call to ResetControlRegisters()
    PSTATE.<A,I,F> = '111'; // All asynchronous exceptions masked
    PSTATE.IT = '00000000'; // IT block state reset
    if HaveEL(EL2) && !HaveEL(EL3) then
        PSTATE.T = HSCTLR.TE; // Instruction set: TE=0:A32, TE=1:T32. PSTATE.J is RES0.
        PSTATE.E = HSCTLR.EE; // Endianness: EE=0: little-endian, EE=1: big-endian.
    else
        PSTATE.T = SCTLR.TE; // Instruction set: TE=0:A32, TE=1:T32. PSTATE.J is RES0.
        PSTATE.E = SCTLR.EE; // Endianness: EE=0: little-endian, EE=1: big-endian.
    PSTATE.IL = '0'; // Clear Illegal Execution state bit

    // All registers, bits and fields not reset by the above pseudocode or by the BranchTo() call
    // below are UNKNOWN bitstrings after reset. In particular, the return information registers
    // R14 or ELR_hyp and SPSR have UNKNOWN values, so that it
    // is impossible to return from a reset in an architecturally defined way.
    AArch32.ResetGeneralRegisters();
    if IsFeatureImplemented(FEAT_SME) || IsFeatureImplemented(FEAT_SVE) then
        ResetSVERegisters();
    else
        AArch32.ResetSIMDFPRegisters();
        AArch32.ResetSpecialRegisters();
        ResetExternalDebugRegisters(cold_reset);

    bits(32) rv; // IMPLEMENTATION DEFINED reset vector

    if HaveEL(EL3) then
        if MVBAR<0> == '1' then // Reset vector in MVBAR
            rv = MVBAR<31:1>:'0';
        else
            rv = bits(32) IMPLEMENTATION_DEFINED "reset vector address";
    else
        rv = RVBAR<31:1>:'0';

    // The reset vector must be correctly aligned
    assert rv<0> == '0' && (PSTATE.T == '1' || rv<1> == '0');

    constant boolean branch_conditional = FALSE;
    EDPRSR.R = '0'; // Leaving Reset State.
    BranchTo(rv, BranchType_RESET, branch_conditional);
```

Library pseudocode for aarch32/exceptions/exceptions/ExcVectorBase

```
// ExcVectorBase()
// =====

bits(32) ExcVectorBase()
    if SCTLR.V == '1' then // Hivecs selected, base = 0xFFFF0000
        return Ones(16):Zeros(16);
    else
        return VBAR<31:5>:Zeros(5);
```

Library pseudocode for aarch32/exceptions/ieeefp/AArch32.FPTrappedException

```
// AArch32.FPTrappedException()
// =====

AArch32.FPTrappedException(bits(8) accumulated_exceptions)
    if AArch32.GeneralExceptionsToAArch64() then
        is_ase = FALSE;
        element = 0;
        AArch64.FPTrappedException(is_ase, accumulated_exceptions);
    FPEXC.DEX = '1';
    FPEXC.TFV = '1';
    FPEXC<7,4:0> = accumulated_exceptions<7,4:0>; // IDF,IXF,UFF,OFF,DZF,IOF
    FPEXC<10:8> = '111'; // VECITR is RES1

    AArch32.TakeUndefInstrException();
```

Library pseudocode for aarch32/exceptions/syscalls/AArch32.CallHypervisor

```
// AArch32.CallHypervisor()
// =====
// Performs a HVC call

AArch32.CallHypervisor(bits(16) immediate)
    assert HaveEL(EL2);

    if !ELUsingAArch32(EL2) then
        AArch64.CallHypervisor(immediate);
    else
        AArch32.TakeHVCEXception(immediate);
```

Library pseudocode for aarch32/exceptions/syscalls/AArch32.CallSupervisor

```
// AArch32.CallSupervisor()
// =====
// Calls the Supervisor

AArch32.CallSupervisor(bits(16) immediate_in)
    bits(16) immediate = immediate_in;
    if AArch32.CurrentCond() != '1110' then
        immediate = bits(16) UNKNOWN;
    if AArch32.GeneralExceptionsToAArch64() then
        AArch64.CallSupervisor(immediate);
    else
        AArch32.TakeSVCEXception(immediate);
```

Library pseudocode for aarch32/exceptions/syscalls/AArch32.TakeHVCEException

```
// AArch32.TakeHVCEException()
// =====

AArch32.TakeHVCEException(bits(16) immediate)
    assert HaveEL(EL2) && ELUsingAArch32(EL2);

    AArch32.ITAdvance();
    SSAdvance();
    constant bits(32) preferred_exception_return = NextInstrAddr(32);
    vect_offset = 0x08;

    except = ExceptionSyndrome(Exception_HypervisorCall);
    except.syndrome.iss<15:0> = immediate;

    if PSTATE.EL == EL2 then
        AArch32.EnterHypMode(except, preferred_exception_return, vect_offset);
    else
        AArch32.EnterHypMode(except, preferred_exception_return, 0x14);
```

Library pseudocode for aarch32/exceptions/syscalls/AArch32.TakeSMCEException

```
// AArch32.TakeSMCEException()
// =====

AArch32.TakeSMCEException()
    assert HaveEL(EL3) && ELUsingAArch32(EL3);
    AArch32.ITAdvance();
    HSAdvance();
    SSAdvance();
    constant bits(32) preferred_exception_return = NextInstrAddr(32);
    vect_offset = 0x08;
    lr_offset = 0;

    AArch32.EnterMonitorMode(preferred_exception_return, lr_offset, vect_offset);
```

Library pseudocode for aarch32/exceptions/syscalls/AArch32.TakeSVCEException

```
// AArch32.TakeSVCEException()
// =====

AArch32.TakeSVCEException(bits(16) immediate)

    AArch32.ITAdvance();
    SSAdvance();
    route_to_hyp = PSTATE.EL == EL0 && EL2Enabled() && HCR.TGE == '1';

    constant bits(32) preferred_exception_return = NextInstrAddr(32);
    vect_offset = 0x08;
    lr_offset = 0;

    if PSTATE.EL == EL2 || route_to_hyp then
        except = ExceptionSyndrome(Exception_SupervisorCall);
        except.syndrome.iss<15:0> = immediate;
        if PSTATE.EL == EL2 then
            AArch32.EnterHypMode(except, preferred_exception_return, vect_offset);
        else
            AArch32.EnterHypMode(except, preferred_exception_return, 0x14);
    else
        AArch32.EnterMode(M32_Svc, preferred_exception_return, lr_offset, vect_offset);
```

Library pseudocode for aarch32/exceptions/takeexception/AArch32.EnterHypMode

```
// AArch32.EnterHypMode()
// =====
// Take an exception to Hyp mode.

AArch32.EnterHypMode(ExceptionRecord except, bits(32) preferred_exception_return,
                    integer vect_offset)
    SynchronizeContext();
    assert HaveEL(EL2) && CurrentSecurityState() == SS_NonSecure && ELUsingAArch32(EL2);

    if Halted() then
        AArch32.EnterHypModeInDebugState(except);
        return;
    constant bits(32) spsr = GetPSRFromPSTATE(AArch32.NonDebugState, 32);
    if ! except.excepttype IN {Exception_IRQ, Exception_FIQ} then
        AArch32.ReportHypEntry(except);
    AArch32.WriteMode(M32_Hyp);
    SPSR_curr[] = spsr;
    ELR_hyp = preferred_exception_return;
    PSTATE.T = HSCTLR.TE; // PSTATE.J is RES0
    PSTATE.SS = '0';
    if !HaveEL(EL3) || SCR_curr[].EA == '0' then PSTATE.A = '1';
    if !HaveEL(EL3) || SCR_curr[].IRQ == '0' then PSTATE.I = '1';
    if !HaveEL(EL3) || SCR_curr[].FIQ == '0' then PSTATE.F = '1';
    PSTATE.E = HSCTLR.EE;
    PSTATE.IL = '0';
    PSTATE.IT = '00000000';
    if IsFeatureImplemented(FEAT_SSBS) then PSTATE.SSBS = HSCTLR.DSSBS;
    constant boolean branch_conditional = FALSE;
    BranchTo(HVBAR<31:5>:vect_offset<4:0>, BranchType_EXCEPTION, branch_conditional);

    CheckExceptionCatch(TRUE); // Check for debug event on exception entry

    EndOfInstruction();
```

Library pseudocode for aarch32/exceptions/takeexception/AArch32.EnterMode

```
// AArch32.EnterMode()
// =====
// Take an exception to a mode other than Monitor and Hyp mode.

AArch32.EnterMode(bits(5) target_mode, bits(32) preferred_exception_return, integer lr_offset,
                  integer vect_offset)
    SynchronizeContext();
    assert ELUsingAArch32(EL1) && PSTATE.EL != EL2;

    if Halted() then
        AArch32.EnterModeInDebugState(target_mode);
        return;
    constant bits(32) spsr = GetPSRFromPSTATE(AArch32\_NonDebugState, 32);
    if PSTATE.M == M32\_Monitor then SCR.NS = '0';
    AArch32.WriteMode(target_mode);
    SPSR\_curr[] = spsr;
    R[14] = preferred_exception_return + lr_offset;
    PSTATE.T = SCTL.R.TE; // PSTATE.J is RES0
    PSTATE.SS = '0';
    if target_mode == M32\_FIQ then
        PSTATE.<A,I,F> = '111';
    elsif target_mode IN {M32\_Abort, M32\_IRQ} then
        PSTATE.<A,I> = '11';
    else
        PSTATE.I = '1';
    PSTATE.E = SCTL.R.EE;
    PSTATE.IL = '0';
    PSTATE.IT = '00000000';
    if IsFeatureImplemented(FEAT_PAN) && SCTL.R.SPAN == '0' then PSTATE.PAN = '1';
    if IsFeatureImplemented(FEAT_SSBS) then PSTATE.SSBS = SCTL.R.DSSBS;
    constant boolean branch_conditional = FALSE;
    BranchTo(ExcVectorBase()<31:5>:vect_offset<4:0>, BranchType\_EXCEPTION, branch_conditional);

    CheckExceptionCatch(TRUE); // Check for debug event on exception entry

    EndOfInstruction();
```


Library pseudocode for aarch32/exceptions/takeexception/AArch32.EnterMonitorMode

```
// AArch32.EnterMonitorMode()
// =====
// Take an exception to Monitor mode.

AArch32.EnterMonitorMode(bits(32) preferred_exception_return, integer lr_offset,
                          integer vect_offset)
    SynchronizeContext();
    assert HaveEL(EL3) && ELUsingAArch32(EL3);
    from_secure = CurrentSecurityState() == SS_Secure;
    if Halted() then
        AArch32.EnterMonitorModeInDebugState();
        return;
    constant bits(32) spsr = GetPSRFromPSTATE(AArch32_NonDebugState, 32);
    if PSTATE.M == M32_Monitor then SCR.NS = '0';
    AArch32.WriteMode(M32_Monitor);
    SPSR_curr[] = spsr;
    R[14] = preferred_exception_return + lr_offset;
    PSTATE.T = SCTL.R.TE; // PSTATE.J is RES0
    PSTATE.SS = '0';
    PSTATE.<A,I,F> = '111';
    PSTATE.E = SCTL.R.EE;
    PSTATE.IL = '0';
    PSTATE.IT = '00000000';
    if IsFeatureImplemented(FEAT_PAN) then
        if !from_secure then
            PSTATE.PAN = '0';
        elseif SCTL.R.SPAN == '0' then
            PSTATE.PAN = '1';
    if IsFeatureImplemented(FEAT_SSBS) then PSTATE.SSBS = SCTL.R.DSSBS;
    constant boolean branch_conditional = FALSE;
    BranchTo(MVBAR<31:5>:vect_offset<4:0>, BranchType_EXCEPTION, branch_conditional);

    CheckExceptionCatch(TRUE); // Check for debug event on exception entry

    EndOfInstruction();
```

Library pseudocode for aarch32/exceptions/traps/AArch32.CheckAdvSIMDOrFPEEnabled

```
// AArch32.CheckAdvSIMDOrFPEEnabled()
// =====
// Check against CPACR, FPEXC, HCPTR, NSACR, and CPTR_EL3.

AArch32.CheckAdvSIMDOrFPEEnabled(boolean fpexc_check_in, boolean advsimd)
    boolean fpexc_check = fpexc_check_in;
    if PSTATE.EL == EL0 && !ELUsingAArch32\(EL1\) then
        // When executing at EL0 using AArch32, if EL1 is using AArch64 then the Effective value of
        // FPEXC.EN is 1. This includes when EL2 is using AArch64 and enabled in the current
        // Security state, HCR_EL2.TGE is 1, and the Effective value of HCR_EL2.RW is 1.
        AArch64.CheckFPAdvSIMDEnabled\(\);
    else
        cpacr_asedis = CPACR.ASEDIS;
        cpacr_cp10 = CPACR.cp10;

        if HaveEL\(EL3\) && ELUsingAArch32\(EL3\) && CurrentSecurityState\(\) == SS\_NonSecure then
            // Check if access disabled in NSACR
            if NSACR.NSASEDIS == '1' then cpacr_asedis = '1';
            if NSACR.cp10 == '0' then cpacr_cp10 = '00';

        if PSTATE.EL != EL2 then
            // Check if Advanced SIMD disabled in CPACR
            if advsimd && cpacr_asedis == '1' then AArch32.Undefined\(\);

            // Check if access disabled in CPACR
            boolean disabled;
            case cpacr_cp10 of
                when '00' disabled = TRUE;
                when '01' disabled = PSTATE.EL == EL0;
                when '10' disabled = ConstrainUnpredictableBool\(Unpredictable\_RESCPACR\);
                when '11' disabled = FALSE;
            if disabled then AArch32.Undefined\(\);

        // If required, check FPEXC enabled bit.
        if (fpexc_check && PSTATE.EL == EL0 && EL2Enabled\(\) && !ELUsingAArch32\(EL2\) &&
            HCR_EL2.TGE == '1') then
            // When executing at EL0 using AArch32, if EL2 is using AArch64 and enabled in the
            // current Security state, HCR_EL2.TGE is 1, and the Effective value of HCR_EL2.RW is 0
            // then it is IMPLEMENTATION DEFINED whether the Effective value of FPEXC.EN is 1
            // or the value of FPEXC32_EL2.EN.
            fpexc_check = (boolean IMPLEMENTATION_DEFINED
                "Use FPEXC32_EL2.EN value when {TGE,RW} == {1,0}");

        if fpexc_check && FPEXC.EN == '0' then
            AArch32.Undefined\(\);

        AArch32.CheckFPAdvSIMDTrap(advsimd);    // Also check against HCPTR and CPTR_EL3
```

Library pseudocode for aarch32/exceptions/traps/AArch32.CheckFPAdvSIMDTrap

```
// AArch32.CheckFPAdvSIMDTrap()
// =====
// Check against CPTR_EL2 and CPTR_EL3.

AArch32.CheckFPAdvSIMDTrap(boolean advsimd)
  if EL2Enabled\(\) && !ELUsingAArch32\(EL2\) then
    AArch64.CheckFPAdvSIMDTrap\(\);
  else
    if (HaveEL\(EL3\) && !ELUsingAArch32\(EL3\) &&
        CPTR_EL3.TFP == '1' && EL3SDDUndefPriority\(\)) then
      UNDEFINED;

    ss = CurrentSecurityState\(\);
    if HaveEL\(EL2\) && ss != SS\_Secure then
      hcptr_tase = HCPTR.TASE;
      hcptr_cp10 = HCPTR.TCP10;

      if HaveEL\(EL3\) && ELUsingAArch32\(EL3\) then
        // Check if access disabled in NSACR
        if NSACR.NSASEDIS == '1' then hcptr_tase = '1';
        if NSACR.cp10 == '0' then hcptr_cp10 = '1';

        // Check if access disabled in HCPTR
        if (advsimd && hcptr_tase == '1') || hcptr_cp10 == '1' then
          except = ExceptionSyndrome\(Exception\_AdvSIMDFPAccessTrap\);
          except.syndrome.iss<24:20> = ConditionSyndrome\(\);

          if advsimd then
            except.syndrome.iss<5> = '1';
          else
            except.syndrome.iss<5> = '0';
            except.syndrome.iss<3:0> = '1010';           // coproc field, always 0xA

          if PSTATE.EL == EL2 then
            AArch32.TakeUndefInstrException(except);
          else
            AArch32.TakeHypTrapException(except);

    if HaveEL\(EL3\) && !ELUsingAArch32\(EL3\) then
      // Check if access disabled in CPTR_EL3
      if CPTR_EL3.TFP == '1' then
        if EL3SDDUndef\(\) then
          UNDEFINED;
        else
          AArch64.AdvSIMDFPAccessTrap\(EL3\);
```

Library pseudocode for aarch32/exceptions/traps/AArch32.CheckForSMCUndefOrTrap

```
// AArch32.CheckForSMCUndefOrTrap()
// =====
// Check for UNDEFINED or trap on SMC instruction

AArch32.CheckForSMCUndefOrTrap()
  if !HaveEL\(EL3\) || PSTATE.EL == EL0 then
    UNDEFINED;

  if EL2Enabled\(\) && !ELUsingAArch32\(EL2\) then
    AArch64.CheckForSMCUndefOrTrap\(Zeros\(16\)\);
  else
    route_to_hyp = EL2Enabled\(\) && PSTATE.EL == EL1 && HCR.TSC == '1';
    if route_to_hyp then
      except = ExceptionSyndrome\(Exception\_MonitorCall\);
      AArch32.TakeHypTrapException(except);
```

Library pseudocode for aarch32/exceptions/traps/AArch32.CheckForSVCTrap

```
// AArch32.CheckForSVCTrap()
// =====
// Check for trap on SVC instruction

AArch32.CheckForSVCTrap(bits(16) immediate)
    if IsFeatureImplemented(FEAT_FGT) then
        route_to_el2 = FALSE;
        if PSTATE.EL == EL0 then
            route_to_el2 = (!ELUsingAArch32(EL1) && EL2Enabled() && HFGITR_EL2.SVC_EL0 == '1' &&
                (!IsInHost() && (!HaveEL(EL3) || SCR_EL3.FGTEn == '1')));

        if route_to_el2 then
            except = ExceptionSyndrome(Exception\_SupervisorCall);
            except.syndrome.iss<15:0> = immediate;
            except.trappedsyscallinst = TRUE;
            constant bits(64) preferred_exception_return = ThisInstrAddr(64);
            vect_offset = 0x0;

            AArch64.TakeException(EL2, except, preferred_exception_return, vect_offset);
```

Library pseudocode for aarch32/exceptions/traps/AArch32.CheckForWfxTrap

```
// AArch32.CheckForWfxTrap()
// =====
// Check for trap on WFE or WFI instruction

AArch32.CheckForWfxTrap(bits(2) target_el, WfxType wfxtype)
    assert HaveEL(target_el);

    // Check for routing to AArch64
    if !ELUsingAArch32(target_el) then
        boolean trap;
        constant boolean is_wfe = wfxtype == WfxType_WFE;
        case target_el of
            when EL1
                trap = (if is_wfe then SCTL_ELx[].nTWE else SCTL_ELx[].nTWI) == '0';
            when EL2
                trap = (if is_wfe then HCR_EL2.TWE else HCR_EL2.TWI) == '1';
            when EL3
                trap = (if is_wfe then SCR_EL3.TWE else SCR_EL3.TWI) == '1';

        if trap then
            if target_el == EL3 && EL3SDDUndef() then
                UNDEFINED;
            else
                AArch64.WfxTrap(wfxtype, target_el);
        return;

    constant boolean is_wfe = wfxtype == WfxType_WFE;
    boolean trap;
    case target_el of
        when EL1
            trap = (if is_wfe then SCTL.nTWE else SCTL.nTWI) == '0';
        when EL2
            trap = (if is_wfe then HCR.TWE else HCR.TWI) == '1';
        when EL3
            trap = (if is_wfe then SCR.TWE else SCR.TWI) == '1';

    if trap then
        if target_el == EL1 && EL2Enabled() && !ELUsingAArch32(EL2) && HCR_EL2.TGE == '1' then
            AArch64.WfxTrap(wfxtype, target_el);

        if target_el == EL3 && !EL3SDDUndef() then
            AArch32.TakeMonitorTrapException();
        elsif target_el == EL2 then
            except = ExceptionSyndrome(Exception_WfxTrap);
            except.syndrome.iss<24:20> = ConditionSyndrome();
            except.syndrome.iss<0> = if wfxtype == WfxType_WFI then '0' else '1';
            AArch32.TakeHypTrapException(except);
        else
            AArch32.TakeUndefInstrException();
```

Library pseudocode for aarch32/exceptions/traps/AArch32.CheckITEnabled

```
// AArch32.CheckITEnabled()
// =====
// Check whether the T32 IT instruction is disabled.

AArch32.CheckITEnabled(bits(4) mask)
    bit it_disabled;
    if PSTATE.EL == EL2 then
        it_disabled = HSCTLR.ITD;
    else
        it_disabled = (if ELUsingAArch32(EL1) then SCTLR.ITD else SCTLR_ELx[].ITD);
    if it_disabled == '1' then
        if mask != '1000' then UNDEFINED;

    accdesc = CreateAccDescIFetch();
    aligned = TRUE;
    // Otherwise whether the IT block is allowed depends on hwl of the next instruction.
    next_instr = AArch32.MemSingle(NextInstrAddr(32), 2, accdesc, aligned);

    if next_instr IN {'11xxxxxxxxxxxx', '1011xxxxxxxxxxxx', '10100xxxxxxxxxxxx',
                     '01001xxxxxxxxxxxx', '010001xxx1111xxx', '010001xx1xxxx111'} then
        // It is IMPLEMENTATION DEFINED whether the Undefined Instruction exception is
        // taken on the IT instruction or the next instruction. This is not reflected in
        // the pseudocode, which always takes the exception on the IT instruction. This
        // also does not take into account cases where the next instruction is UNPREDICTABLE.
        UNDEFINED;

    return;
```

Library pseudocode for aarch32/exceptions/traps/AArch32.CheckIllegalState

```
// AArch32.CheckIllegalState()
// =====
// Check PSTATE.IL bit and generate Illegal Execution state exception if set.

AArch32.CheckIllegalState()
    if AArch32.GeneralExceptionsToAArch64() then
        AArch64.CheckIllegalState();
    elsif PSTATE.IL == '1' then
        route_to_hyp = PSTATE.EL == EL0 && EL2Enabled() && HCR.TGE == '1';

        constant bits(32) preferred_exception_return = ThisInstrAddr(32);
        vect_offset = 0x04;

        if PSTATE.EL == EL2 || route_to_hyp then
            except = ExceptionSyndrome(Exception\_IllegalState);
            if PSTATE.EL == EL2 then
                AArch32.EnterHypMode(except, preferred_exception_return, vect_offset);
            else
                AArch32.EnterHypMode(except, preferred_exception_return, 0x14);
        else
            AArch32.TakeUndefInstrException();
```

Library pseudocode for aarch32/exceptions/traps/AArch32.CheckSETENDEnabled

```
// AArch32.CheckSETENDEnabled()
// =====
// Check whether the AArch32 SETEND instruction is disabled.

AArch32.CheckSETENDEnabled()
    bit setend_disabled;
    if PSTATE.EL == EL2 then
        setend_disabled = HSCTLR.SED;
    else
        setend_disabled = (if ELUsingAArch32(EL1) then SCTLR.SED else SCTLR_ELx[].SED);
    if setend_disabled == '1' then
        UNDEFINED;

    return;
```

Library pseudocode for aarch32/exceptions/traps/AArch32.SystemAccessTrap

```
// AArch32.SystemAccessTrap()
// =====
// Trapped System register access.

AArch32.SystemAccessTrap(bits(5) mode, integer ec)
    (valid, target_el) = ELFromM32(mode);
    assert valid && HaveEL(target_el) && target_el != EL0 && UInt(target_el) >= UInt(PSTATE.EL);

    if target_el == EL2 then
        except = AArch32.SystemAccessTrapSyndrome(ThisInstr(), ec);
        AArch32.TakeHypTrapException(except);
    else
        AArch32.TakeUndefInstrException();
```

Library pseudocode for aarch32/exceptions/traps/AArch32.SystemAccessTrapSyndrome

```
// AArch32.SystemAccessTrapSyndrome()
// =====
// Returns the syndrome information for traps on AArch32 MCR, MCRR, MRC, MRRC, and VMRS,
// VMSR instructions, other than traps that are due to HCPTR or CPACR.

ExceptionRecord AArch32.SystemAccessTrapSyndrome(bits(32) instr, integer ec)
    ExceptionRecord except;

    case ec of
        when 0x0    except = ExceptionSyndrome(Exception Uncategorized);
        when 0x3    except = ExceptionSyndrome(Exception CP15RTTrap);
        when 0x4    except = ExceptionSyndrome(Exception CP15RRTTrap);
        when 0x5    except = ExceptionSyndrome(Exception CP14RTTrap);
        when 0x6    except = ExceptionSyndrome(Exception CP14DTTrap);
        when 0x7    except = ExceptionSyndrome(Exception AdvSIMDFPAccessTrap);
        when 0x8    except = ExceptionSyndrome(Exception FPIDTrap);
        when 0xC    except = ExceptionSyndrome(Exception CP14RRTTrap);
        otherwise   Unreachable();

    bits(20) iss = Zeros(20);

    if except.exceptype == Exception Uncategorized then
        return except;
    elseif except.exceptype IN {Exception FPIDTrap, Exception CP14RTTrap,
                               Exception CP15RTTrap} then
        // Trapped MRC/MCR, VMRS on FPSID
        iss<13:10> = instr<19:16>;           // CRn, Reg in case of VMRS
        iss<8:5>   = instr<15:12>;           // Rt
        iss<9>     = '0';                     // RES0

        if except.exceptype != Exception FPIDTrap then // When trap is not for VMRS
            iss<19:17> = instr<7:5>;           // opc2
            iss<16:14> = instr<23:21>;         // opc1
            iss<4:1>   = instr<3:0>;           // CRm
        else // VMRS Access
            iss<19:17> = '000';                 // opc2 - Hardcoded for VMRS
            iss<16:14> = '111';                 // opc1 - Hardcoded for VMRS
            iss<4:1>   = '0000';                // CRm - Hardcoded for VMRS
    elseif except.exceptype IN {Exception CP14RRTTrap, Exception AdvSIMDFPAccessTrap,
                               Exception CP15RRTTrap} then
        // Trapped MRRC/MCRR, VMRS/VMSR
        iss<19:16> = instr<7:4>;           // opc1
        iss<13:10> = instr<19:16>;         // Rt2
        iss<8:5>   = instr<15:12>;         // Rt
        iss<4:1>   = instr<3:0>;           // CRm
    elseif except.exceptype == Exception CP14DTTrap then
        // Trapped LDC/STC
        iss<19:12> = instr<7:0>;           // imm8
        iss<4>     = instr<23>;             // U
        iss<2:1>   = instr<24,21>;         // P,W
        if instr<19:16> == '1111' then // Rn==15, LDC(Literal addressing)/STC
            iss<8:5> = bits(4) UNKNOWN;
            iss<3>   = '1';
        iss<0> = instr<20>;                 // Direction

    except.syndrome.iss<24:20> = ConditionSyndrome();
    except.syndrome.iss<19:0>  = iss;

    return except;
```


Library pseudocode for aarch32/exceptions/traps/AArch32.TakeHypTrapException

```
// AArch32.TakeHypTrapException()
// =====
// Exceptions routed to Hyp mode as a Hyp Trap exception.

AArch32.TakeHypTrapException(integer ec)
    except = AArch32.SystemAccessTrapSyndrome(ThisInstr(), ec);
    AArch32.TakeHypTrapException(except);

// AArch32.TakeHypTrapException()
// =====
// Exceptions routed to Hyp mode as a Hyp Trap exception.

AArch32.TakeHypTrapException(ExceptionRecord except)
    assert HaveEL(EL2) && CurrentSecurityState() == SS\_NonSecure && ELUsingAArch32(EL2);

    constant bits(32) preferred_exception_return = ThisInstrAddr(32);
    vect_offset = 0x14;

    AArch32.EnterHypMode(except, preferred_exception_return, vect_offset);
```

Library pseudocode for aarch32/exceptions/traps/AArch32.TakeMonitorTrapException

```
// AArch32.TakeMonitorTrapException()
// =====
// Exceptions routed to Monitor mode as a Monitor Trap exception.

AArch32.TakeMonitorTrapException()
    assert HaveEL(EL3) && ELUsingAArch32(EL3);

    constant bits(32) preferred_exception_return = ThisInstrAddr(32);
    vect_offset = 0x04;
    lr_offset = if CurrentInstrSet() == InstrSet\_A32 then 4 else 2;

    AArch32.EnterMonitorMode(preferred_exception_return, lr_offset, vect_offset);
```

Library pseudocode for aarch32/exceptions/traps/AArch32.TakeUndefInstrException

```
// AArch32.TakeUndefInstrException()
// =====

AArch32.TakeUndefInstrException()
    except = ExceptionSyndrome(Exception Uncategorized);
    AArch32.TakeUndefInstrException(except);

// AArch32.TakeUndefInstrException()
// =====

AArch32.TakeUndefInstrException(ExceptionRecord except)

    route_to_hyp = PSTATE.EL == EL0 && EL2Enabled() && HCR.TGE == '1';
    constant bits(32) preferred_exception_return = ThisInstrAddr(32);
    vect_offset = 0x04;
    lr_offset = if CurrentInstrSet() == InstrSet\_A32 then 4 else 2;

    if PSTATE.EL == EL2 then
        AArch32.EnterHypMode(except, preferred_exception_return, vect_offset);
    elsif route_to_hyp then
        AArch32.EnterHypMode(except, preferred_exception_return, 0x14);
    else
        AArch32.EnterMode(M32\_Undef, preferred_exception_return, lr_offset, vect_offset);
```

Library pseudocode for aarch32/exceptions/traps/AArch32.Undefined

```
// AArch32.Undefined()
// =====

AArch32.Undefined()

    if AArch32.GeneralExceptionsToAArch64\(\) then AArch64.Undefined\(\);
    AArch32.TakeUndefInstrException\(\);
```

Library pseudocode for aarch32/functions/aborts/AArch32.DomainValid

```
// AArch32.DomainValid()
// =====
// Returns TRUE if the Domain is valid for a Short-descriptor translation scheme.

boolean AArch32.DomainValid(Fault statuscode, integer level)
    assert statuscode != Fault\_None;

    case statuscode of
        when Fault\_Domain
            return TRUE;
        when Fault\_Translation, Fault\_AccessFlag, Fault\_SyncExternalOnWalk, Fault\_SyncParityOnWalk
            return level == 2;
        otherwise
            return FALSE;
```

Library pseudocode for aarch32/functions/aborts/AArch32.FaultSyndrome

```
// AArch32.FaultSyndrome()
// =====
// Creates an exception syndrome value and updates the virtual address for Abort and Watchpoint
// exceptions taken to AArch32 Hyp mode.

bits(25) AArch32.FaultSyndrome(Exception exceptype, FaultRecord fault)
    assert fault.statuscode != Fault_None;

    IssType isstype;
    isstype.iss = Zeros(25);

    constant boolean d_side = exceptype == Exception_DataAbort;
    if IsFeatureImplemented(FEAT_RAS) && IsAsyncAbort(fault) then
        constant ErrorState errstate = PEErrState(fault);
        isstype.iss<11:10> = AArch32.EncodeAsyncErrorSyndrome(errstate); // AET

    if d_side then
        if (IsSecondStage(fault) && !fault.s2fslwalk &&
            (!IsExternalSyncAbort(fault) ||
            (!IsFeatureImplemented(FEAT_RAS) && fault.accessdesc.acctype == AccessType_TTW &&
            boolean IMPLEMENTATION_DEFINED "ISV on second stage translation table walk")))) then
            isstype.iss<24:14> = LSInstructionSyndrome();

        if fault.accessdesc.acctype IN {AccessType_DC, AccessType_IC, AccessType_AT} then
            isstype.iss<8> = '1';

        if fault.accessdesc.acctype IN {AccessType_DC, AccessType_IC, AccessType_AT} then
            isstype.iss<6> = '1';
        elsif fault.statuscode IN {Fault_HWUpdateAccessFlag, Fault_Exclusive} then
            isstype.iss<6> = bit UNKNOWN;
        elsif fault.accessdesc.atomicop && IsExternalAbort(fault) then
            isstype.iss<6> = bit UNKNOWN;
        else
            isstype.iss<6> = if fault.write then '1' else '0';

        if IsExternalAbort(fault) then isstype.iss<9> = fault.extflag;
        isstype.iss<7> = if fault.s2fslwalk then '1' else '0';
        isstype.iss<5:0> = EncodeLDFSC(fault.statuscode, fault.level);

    return isstype.iss;
```

Library pseudocode for aarch32/functions/aborts/EncodeSDFSC

```
// EncodeSDFSC()
// =====
// Function that gives the Short-descriptor FSR code for different types of Fault

bits(5) EncodeSDFSC(Fault statuscode, integer level)

    bits(5) result;
    case statuscode of
        when Fault AccessFlag
            assert level IN {1,2};
            result = if level == 1 then '00011' else '00110';
        when Fault Alignment
            result = '00001';
        when Fault Permission
            assert level IN {1,2};
            result = if level == 1 then '01101' else '01111';
        when Fault Domain
            assert level IN {1,2};
            result = if level == 1 then '01001' else '01011';
        when Fault Translation
            assert level IN {1,2};
            result = if level == 1 then '00101' else '00111';
        when Fault SyncExternal
            result = '01000';
        when Fault SyncExternalOnWalk
            assert level IN {1,2};
            result = if level == 1 then '01100' else '01110';
        when Fault SyncParity
            result = '11001';
        when Fault SyncParityOnWalk
            assert level IN {1,2};
            result = if level == 1 then '11100' else '11110';
        when Fault AsyncParity
            result = '11000';
        when Fault AsyncExternal
            result = '10110';
        when Fault Debug
            result = '00010';
        when Fault TLBConflict
            result = '10000';
        when Fault Lockdown
            result = '10100';    // IMPLEMENTATION DEFINED
        when Fault Exclusive
            result = '10101';    // IMPLEMENTATION DEFINED
        when Fault ICacheMaint
            result = '00100';
        otherwise
            Unreachable();

    return result;
```

Library pseudocode for aarch32/functions/common/A32ExpandImm

```
// A32ExpandImm()
// =====

bits(32) A32ExpandImm(bits(12) imm12)

    // PSTATE.C argument to following function call does not affect the imm32 result.
    (imm32, -) = A32ExpandImm\_C(imm12, PSTATE.C);

    return imm32;
```

Library pseudocode for aarch32/functions/common/A32ExpandImm_C

```
// A32ExpandImm_C()
// =====

(bits(32), bit) A32ExpandImm_C(bits(12) imm12, bit carry_in)

    unrotated_value = ZeroExtend(imm12<7:0>, 32);
    (imm32, carry_out) = Shift_C(unrotated_value, SRTYPE_ROR, 2*UInt(imm12<11:8>), carry_in);

    return (imm32, carry_out);
```

Library pseudocode for aarch32/functions/common/DecodeImmShift

```
// DecodeImmShift()
// =====

(SRTYPE, integer) DecodeImmShift(bits(2) srtype, bits(5) imm5)

    SRTYPE shift_t;
    integer shift_n;
    case srtype of
        when '00'
            shift_t = SRTYPE_LSL; shift_n = UInt(imm5);
        when '01'
            shift_t = SRTYPE_LSR; shift_n = if imm5 == '00000' then 32 else UInt(imm5);
        when '10'
            shift_t = SRTYPE_ASR; shift_n = if imm5 == '00000' then 32 else UInt(imm5);
        when '11'
            if imm5 == '00000' then
                shift_t = SRTYPE_RRX; shift_n = 1;
            else
                shift_t = SRTYPE_ROR; shift_n = UInt(imm5);

    return (shift_t, shift_n);
```

Library pseudocode for aarch32/functions/common/DecodeRegShift

```
// DecodeRegShift()
// =====

SRTYPE DecodeRegShift(bits(2) srtype)

    SRTYPE shift_t;
    case srtype of
        when '00' shift_t = SRTYPE_LSL;
        when '01' shift_t = SRTYPE_LSR;
        when '10' shift_t = SRTYPE_ASR;
        when '11' shift_t = SRTYPE_ROR;

    return shift_t;
```

Library pseudocode for aarch32/functions/common/RRX

```
// RRX()
// =====

bits(N) RRX(bits(N) x, bit carry_in)
    (result, -) = RRX_C(x, carry_in);
    return result;
```

Library pseudocode for aarch32/functions/common/RRX_C

```
// RRX_C()
// =====

(bits(N), bit) RRX_C(bits(N) x, bit carry_in)
    result = carry_in : x<N-1:1>;
    carry_out = x<0>;
    return (result, carry_out);
```

Library pseudocode for aarch32/functions/common/SRType

```
// SRType
// =====

enumeration SRType {SRType_LSL, SRType_LSR, SRType_ASR, SRType_ROR, SRType_RRX};
```

Library pseudocode for aarch32/functions/common/Shift

```
// Shift()
// =====

bits(N) Shift(bits(N) value, SRType srtype, integer amount, bit carry_in)
    (result, -) = Shift\_C(value, srtype, amount, carry_in);
    return result;
```

Library pseudocode for aarch32/functions/common/Shift_C

```
// Shift_C()
// =====

(bits(N), bit) Shift_C(bits(N) value, SRType srtype, integer amount, bit carry_in)
    assert !(srtype == SRType\_RRX && amount != 1);

    bits(N) result;
    bit carry_out;
    if amount == 0 then
        (result, carry_out) = (value, carry_in);
    else
        case srtype of
            when SRType\_LSL
                (result, carry_out) = LSL\_C(value, amount);
            when SRType\_LSR
                (result, carry_out) = LSR\_C(value, amount);
            when SRType\_ASR
                (result, carry_out) = ASR\_C(value, amount);
            when SRType\_ROR
                (result, carry_out) = ROR\_C(value, amount);
            when SRType\_RRX
                (result, carry_out) = RRX\_C(value, carry_in);

    return (result, carry_out);
```

Library pseudocode for aarch32/functions/common/T32ExpandImm

```
// T32ExpandImm()
// =====

bits(32) T32ExpandImm(bits(12) imm12)

    // PSTATE.C argument to following function call does not affect the imm32 result.
    (imm32, -) = T32ExpandImm\_C(imm12, PSTATE.C);

    return imm32;
```

Library pseudocode for aarch32/functions/common/T32ExpandImm_C

```
// T32ExpandImm_C()
// =====

(bits(32), bit) T32ExpandImm_C(bits(12) imm12, bit carry_in)
    bits(32) imm32;
    bit carry_out;
    if imm12<11:10> == '00' then
        case imm12<9:8> of
            when '00'
                imm32 = ZeroExtend(imm12<7:0>, 32);
            when '01'
                imm32 = '00000000' : imm12<7:0> : '00000000' : imm12<7:0>;
            when '10'
                imm32 = imm12<7:0> : '00000000' : imm12<7:0> : '00000000';
            when '11'
                imm32 = imm12<7:0> : imm12<7:0> : imm12<7:0> : imm12<7:0>;
        carry_out = carry_in;
    else
        unrotated_value = ZeroExtend('1':imm12<6:0>, 32);
        (imm32, carry_out) = ROR\_C(unrotated_value, UInt(imm12<11:7>));

    return (imm32, carry_out);
```

Library pseudocode for aarch32/functions/common/VBitOps

```
// VBitOps
// =====

enumeration VBitOps {VBitOps_VBIF, VBitOps_VBIT, VBitOps_VBSL};
```

Library pseudocode for aarch32/functions/common/VCGEType

```
// VCGEType
// =====

enumeration VCGEType {VCGEType_signed, VCGEType_unsigned, VCGEType_fp};
```

Library pseudocode for aarch32/functions/common/VCGTtype

```
// VCGTtype
// =====

enumeration VCGTtype {VCGTtype_signed, VCGTtype_unsigned, VCGTtype_fp};
```

Library pseudocode for aarch32/functions/common/VFPNegMul

```
// VFPNegMul
// =====

enumeration VFPNegMul {VFPNegMul_VNMLA, VFPNegMul_VNMLS, VFPNegMul_VNMUL};
```

Library pseudocode for aarch32/functions/coproc/AArch32.CheckCP15InstrCoarseTraps

```
// AArch32.CheckCP15InstrCoarseTraps()
// =====
// Check for coarse-grained traps to System registers in the
// coproc=0b1111 encoding space by HSTR and HCR.

AArch32.CheckCP15InstrCoarseTraps(integer CRn, integer nreg, integer CRm)
    if PSTATE.EL == EL0 && (!ELUsingAArch32\(EL1\) ||
        (EL2Enabled\(\) && !ELUsingAArch32\(EL2\))) then
        AArch64.CheckCP15InstrCoarseTraps(CRn, nreg, CRm);

    trapped_encoding = ((CRn == 9 && CRm IN {0,1,2, 5,6,7,8 }) ||
        (CRn == 10 && CRm IN {0,1, 4, 8 }) ||
        (CRn == 11 && CRm IN {0,1,2,3,4,5,6,7,8,15}));

    // Check for coarse-grained Hyp traps
    if PSTATE.EL IN {EL0, EL1} && EL2Enabled\(\) then
        major = if nreg == 1 then CRn else CRm;
        // Check for MCR, MRC, MCRR, and MRRC disabled by HSTR<CRn/CRm>
        // and MRC and MCR disabled by HCR.TIDCP.
        if ((! major IN {4,14} && HSTR<major> == '1') ||
            (HCR.TIDCP == '1' && nreg == 1 && trapped_encoding)) then
            if (PSTATE.EL == EL0 &&
                boolean IMPLEMENTATION_DEFINED "UNDEF unallocated CP15 access at EL0") then
                UNDEFINED;
            if ELUsingAArch32\(EL2\) then
                AArch32.SystemAccessTrap(M32_Hyp, 0x3);
            else
                AArch64.AArch32SystemAccessTrap(EL2, 0x3);
```


Library pseudocode for aarch32/functions/exclusive/AArch32.ExclusiveMonitorsPass

```
// AArch32.ExclusiveMonitorsPass()
// =====
// Return TRUE if the Exclusives monitors for the current PE include all of the addresses
// associated with the virtual address region of size bytes starting at address.
// The immediately following memory write must be to the same addresses.

// It is IMPLEMENTATION DEFINED whether the detection of memory aborts happens
// before or after the check on the local Exclusives monitor. As a result a failure
// of the local monitor can occur on some implementations even if the memory
// access would give an memory abort.

boolean AArch32.ExclusiveMonitorsPass(bits(32) address, integer size)
    constant boolean acqrel = FALSE;
    constant boolean privileged = PSTATE.EL != EL0;
    constant boolean tagchecked = FALSE;
    constant AccessDescriptor accdesc = CreateAccDescExLDST(MemOp\_STORE, acqrel,
                                                    tagchecked, privileged);

    constant boolean aligned = IsAligned(address, size);

    if !aligned then
        constant FaultRecord fault = AlignmentFault(accdesc, ZeroExtend(address, 64));
        AArch32.Abort(fault);

    if !AArch32.IsExclusiveVA(address, ProcessorID(), size) then
        return FALSE;

    memaddrdesc = AArch32.TranslateAddress(address, accdesc, aligned, size);

    // Check for aborts or debug exceptions
    if IsFault(memaddrdesc) then
        AArch32.Abort(memaddrdesc.fault);

    passed = IsExclusiveLocal(memaddrdesc.paddress, ProcessorID(), size);
    ClearExclusiveLocal(ProcessorID());

    if passed && memaddrdesc.memattrs.shareability != Shareability\_NSH then
        passed = IsExclusiveGlobal(memaddrdesc.paddress, ProcessorID(), size);

    return passed;
```

Library pseudocode for aarch32/functions/exclusive/AArch32.IsExclusiveVA

```
// AArch32.IsExclusiveVA()
// =====
// An optional IMPLEMENTATION DEFINED test for an exclusive access to a virtual
// address region of size bytes starting at address.
//
// It is permitted (but not required) for this function to return FALSE and
// cause a store exclusive to fail if the virtual address region is not
// totally included within the region recorded by MarkExclusiveVA().
//
// It is always safe to return TRUE which will check the physical address only.

boolean AArch32.IsExclusiveVA(bits(32) address, integer processorid, integer size);
```

Library pseudocode for aarch32/functions/exclusive/AArch32.MarkExclusiveVA

```
// AArch32.MarkExclusiveVA()
// =====
// Optionally record an exclusive access to the virtual address region of size bytes
// starting at address for processorid.

AArch32.MarkExclusiveVA(bits(32) address, integer processorid, integer size);
```

Library pseudocode for aarch32/functions/exclusive/AArch32.SetExclusiveMonitors

```
// AArch32.SetExclusiveMonitors()
// =====
// Sets the Exclusives monitors for the current PE to record the addresses associated
// with the virtual address region of size bytes starting at address.

AArch32.SetExclusiveMonitors(bits(32) address, integer size)
    constant boolean acqrel = FALSE;
    constant boolean privileged = PSTATE.EL != EL0;
    constant boolean tagchecked = FALSE;
    constant AccessDescriptor accdesc = CreateAccDescExLDST(MemOp\_LOAD, acqrel,
                                                    tagchecked, privileged);

    constant boolean aligned = IsAligned(address, size);

    if !aligned then
        constant FaultRecord fault = AlignmentFault(accdesc, ZeroExtend(address, 64));
        AArch32.Abort(fault);

    memaddrdesc = AArch32.TranslateAddress(address, accdesc, aligned, size);

    // Check for aborts or debug exceptions
    if IsFault(memaddrdesc) then
        return;

    if memaddrdesc.memattrs.shareability != Shareability\_NSH then
        MarkExclusiveGlobal(memaddrdesc.address, ProcessorID(), size);

    MarkExclusiveLocal(memaddrdesc.address, ProcessorID(), size);

    AArch32.MarkExclusiveVA(address, ProcessorID(), size);
```

Library pseudocode for aarch32/functions/float/CheckAdvSIMDEnabled

```
// CheckAdvSIMDEnabled()
// =====

CheckAdvSIMDEnabled()

    fpexc_check = TRUE;
    advsimd = TRUE;

    AArch32.CheckAdvSIMDOrFPEEnabled(fpexc_check, advsimd);
    // Return from CheckAdvSIMDOrFPEEnabled() occurs only if Advanced SIMD access is permitted

    // Make temporary copy of D registers
    // _Dclone[] is used as input data for instruction pseudocode
    for i = 0 to 31
        _Dclone[i] = D[i];

    return;
```

Library pseudocode for aarch32/functions/float/CheckAdvSIMDOrVFPEEnabled

```
// CheckAdvSIMDOrVFPEEnabled()
// =====

CheckAdvSIMDOrVFPEEnabled(boolean include_fpexc_check, boolean advsimd)
    AArch32.CheckAdvSIMDOrFPEEnabled(include_fpexc_check, advsimd);
    // Return from CheckAdvSIMDOrFPEEnabled() occurs only if VFP access is permitted
    return;
```

Library pseudocode for aarch32/functions/float/CheckCryptoEnabled32

```
// CheckCryptoEnabled32()
// =====

CheckCryptoEnabled32()
    CheckAdvSIMDEnabled();
    // Return from CheckAdvSIMDEnabled() occurs only if access is permitted
    return;
```

Library pseudocode for aarch32/functions/float/CheckVFPEEnabled

```
// CheckVFPEEnabled()
// =====

CheckVFPEEnabled(boolean include_fpexc_check)
    advsimd = FALSE;
    AArch32.CheckAdvSIMDOrFPEEnabled(include_fpexc_check, advsimd);
    // Return from CheckAdvSIMDOrFPEEnabled() occurs only if VFP access is permitted
    return;
```

Library pseudocode for aarch32/functions/float/FPHalvedSub

```
// FPHalvedSub()
// =====

bits(N) FPHalvedSub(bits(N) op1, bits(N) op2, FPCR\_Type fpcr)
    assert N IN {16,32,64};
    rounding = FPRoundingMode(fpcr);
    (type1,sign1,value1) = FPUnpack(op1, fpcr);
    (type2,sign2,value2) = FPUnpack(op2, fpcr);
    (done,result) = FPProcessNaNs(type1, type2, op1, op2, fpcr);
    if !done then
        inf1 = (type1 == FPType\_Infinity); inf2 = (type2 == FPType\_Infinity);
        zero1 = (type1 == FPType\_Zero); zero2 = (type2 == FPType\_Zero);
        if inf1 && inf2 && sign1 == sign2 then
            result = FPDefaultNaN(fpcr, N);
            FPProcessException(FPExc\_InvalidOp, fpcr);
        elsif (inf1 && sign1 == '0') || (inf2 && sign2 == '1') then
            result = FPInfinity('0', N);
        elsif (inf1 && sign1 == '1') || (inf2 && sign2 == '0') then
            result = FPInfinity('1', N);
        elsif zero1 && zero2 && sign1 != sign2 then
            result = FPZero(sign1, N);
        else
            result_value = (value1 - value2) / 2.0;
            if result_value == 0.0 then // Sign of exact zero result depends on rounding mode
                result_sign = if rounding == FPRounding\_NEGINF then '1' else '0';
                result = FPZero(result_sign, N);
            else
                result = FPRound(result_value, fpcr, N);
    return result;
```

Library pseudocode for aarch32/functions/float/FPRSqrtStep

```
// FPRSqrtStep()
// =====

bits(N) FPRSqrtStep(bits(N) op1, bits(N) op2)
    assert N IN {16,32};
    constant FPCR\_Type fpcr = StandardFPCR();
    (type1,sign1,value1) = FPUnpack(op1, fpcr);
    (type2,sign2,value2) = FPUnpack(op2, fpcr);
    (done,result) = FPProcessNaNs(type1, type2, op1, op2, fpcr);
    if !done then
        inf1 = (type1 == FPTYPE\_Infinity);  inf2 = (type2 == FPTYPE\_Infinity);
        zero1 = (type1 == FPTYPE\_Zero);      zero2 = (type2 == FPTYPE\_Zero);
        bits(N) product;
        if (inf1 && zero2) || (zero1 && inf2) then
            product = FPZero('0', N);
        else
            product = FPMul(op1, op2, fpcr);
        constant bits(N) three = FPThree('0', N);
        result = FPHalvedSub(three, product, fpcr);
    return result;
```

Library pseudocode for aarch32/functions/float/FPRecipStep

```
// FPRecipStep()
// =====

bits(N) FPRecipStep(bits(N) op1, bits(N) op2)
    assert N IN {16,32};
    constant FPCR\_Type fpcr = StandardFPCR();
    (type1,sign1,value1) = FPUnpack(op1, fpcr);
    (type2,sign2,value2) = FPUnpack(op2, fpcr);
    (done,result) = FPProcessNaNs(type1, type2, op1, op2, fpcr);
    if !done then
        inf1 = (type1 == FPTYPE\_Infinity);  inf2 = (type2 == FPTYPE\_Infinity);
        zero1 = (type1 == FPTYPE\_Zero);      zero2 = (type2 == FPTYPE\_Zero);
        bits(N) product;
        if (inf1 && zero2) || (zero1 && inf2) then
            product = FPZero('0', N);
        else
            product = FPMul(op1, op2, fpcr);
        constant bits(N) two = FPTwo('0', N);
        result = FPSub(two, product, fpcr);
    return result;
```

Library pseudocode for aarch32/functions/float/StandardFPCR

```
// StandardFPCR()
// =====

FPCR_Type StandardFPCR()
    constant bits(32) value = '00000' : FPSCR.AHP : '110000' : FPSCR.FZ16 : '00000000000000000000';
    return ZeroExtend(value, 64);
```

Library pseudocode for aarch32/functions/memory/AArch32.MemSingle

```
// AArch32.MemSingle[] - non-assignment (read) form
// =====
// Perform an atomic, little-endian read of 'size' bytes.

bits(size*8) AArch32.MemSingle[bits(32) address, integer size,
                                AccessDescriptor accdesc, boolean aligned]
    bits(size*8) value;
    AddressDescriptor memaddrdesc;
    PhysMemRetStatus memstatus;

    (value, memaddrdesc, memstatus) = AArch32.MemSingleRead(address, size, accdesc, aligned);

    // Check for a fault from translation or the output of translation.
    if IsFault(memaddrdesc) then
        AArch32.Abort(memaddrdesc.fault);

    // Check for external aborts.
    if IsFault(memstatus) then
        HandleExternalAbort(memstatus, accdesc.write, memaddrdesc, size, accdesc);

    return value;

// AArch32.MemSingle[] - assignment (write) form
// =====
// Perform an atomic, little-endian write of 'size' bytes.

AArch32.MemSingle[bits(32) address, integer size, AccessDescriptor accdesc,
                  boolean aligned] = bits(size*8) value
    AddressDescriptor memaddrdesc;
    PhysMemRetStatus memstatus;

    (memaddrdesc, memstatus) = AArch32.MemSingleWrite(address, size, accdesc, aligned, value);

    // Check for a fault from translation or the output of translation.
    if IsFault(memaddrdesc) then
        AArch32.Abort(memaddrdesc.fault);

    // Check for external aborts.
    if IsFault(memstatus) then
        HandleExternalWriteAbort(memstatus, memaddrdesc, size, accdesc);

    return;
```

Library pseudocode for aarch32/functions/memory/AArch32.MemSingleRead

```
// AArch32.MemSingleRead()
// =====
// Perform an atomic, little-endian read of 'size' bytes.

(bits(size*8), AddressDescriptor, PhysMemRetStatus) AArch32.MemSingleRead(bits(32) address,
    integer size,
    AccessDescriptor accdesc_in,
    boolean aligned)
assert size IN {1, 2, 4, 8, 16, 32};
bits(size*8) value = bits(size*8) UNKNOWN;
PhysMemRetStatus memstatus = PhysMemRetStatus UNKNOWN;
AccessDescriptor accdesc = accdesc_in;
assert IsAligned(address, size);

AddressDescriptor memaddrdesc;
memaddrdesc = AArch32.TranslateAddress(address, accdesc, aligned, size);

// Check for aborts or debug exceptions
if IsFault(memaddrdesc) then
    return (value, memaddrdesc, memstatus);

// Memory array access
(memstatus, value) = PhysMemRead(memaddrdesc, size, accdesc);
if IsFault(memstatus) then
    return (value, memaddrdesc, memstatus);

return (value, memaddrdesc, memstatus);
```

Library pseudocode for aarch32/functions/memory/AArch32.MemSingleWrite

```
// AArch32.MemSingleWrite()
// =====
// Perform an atomic, little-endian write of 'size' bytes.

(AddressDescriptor, PhysMemRetStatus) AArch32.MemSingleWrite(bits(32) address,
    integer size,
    AccessDescriptor accdesc_in,
    boolean aligned, bits(size*8) value)

assert size IN {1, 2, 4, 8, 16, 32};
AccessDescriptor accdesc = accdesc_in;
assert IsAligned(address, size);

AddressDescriptor memaddrdesc;
PhysMemRetStatus memstatus = PhysMemRetStatus UNKNOWN;
memaddrdesc = AArch32.TranslateAddress(address, accdesc, aligned, size);

// Check for aborts or debug exceptions
if IsFault(memaddrdesc) then
    return (memaddrdesc, memstatus);

// Effect on exclusives
if memaddrdesc.memattrs.shareability != Shareability\_NSH then
    ClearExclusiveByAddress(memaddrdesc.paddress, ProcessorID(), size);

memstatus = PhysMemWrite(memaddrdesc, size, accdesc, value);
if IsFault(memstatus) then
    return (memaddrdesc, memstatus);

return (memaddrdesc, memstatus);
```

Library pseudocode for aarch32/functions/memory/AArch32.UnalignedAccessFaults

```
// AArch32.UnalignedAccessFaults()
// =====
// Determine whether the unaligned access generates an Alignment fault

boolean AArch32.UnalignedAccessFaults(AccessDescriptor accdesc)
    return (AlignmentEnforced() ||
           accdesc.a32lsmd ||
           accdesc.exclusive ||
           accdesc.acqsc ||
           accdesc.relsc);
```

Library pseudocode for aarch32/functions/memory/Hint_PreloadData

```
// Hint_PreloadData()
// =====

Hint_PreloadData(bits(32) address);
```

Library pseudocode for aarch32/functions/memory/Hint_PreloadDataForWrite

```
// Hint_PreloadDataForWrite()
// =====

Hint_PreloadDataForWrite(bits(32) address);
```

Library pseudocode for aarch32/functions/memory/Hint_PreloadInstr

```
// Hint_PreloadInstr()
// =====

Hint_PreloadInstr(bits(32) address);
```

Library pseudocode for aarch32/functions/memory/MemA

```
// MemA[] - getter
// =====

bits(8*size) MemA(bits(32) address, integer size)
    constant boolean acqrel = FALSE;
    constant boolean privileged = PSTATE.EL != EL0;
    constant boolean tagchecked = FALSE;
    constant AccessDescriptor accdesc = CreateAccDescExLDST(MemOp\_LOAD, acqrel, tagchecked,
                                                         privileged);

    return Mem\_with\_type[address, size, accdesc];

// MemA[] - setter
// =====

MemA(bits(32) address, integer size) = bits(8*size) value
    constant boolean acqrel = FALSE;
    constant boolean privileged = PSTATE.EL != EL0;
    constant boolean tagchecked = FALSE;
    constant AccessDescriptor accdesc = CreateAccDescExLDST(MemOp\_STORE, acqrel, tagchecked,
                                                         privileged);

    Mem\_with\_type[address, size, accdesc] = value;
    return;
```

Library pseudocode for aarch32/functions/memory/MemO

```
// MemO[] - getter
// =====

bits(8*size) MemO(bits(32) address, integer size)
    constant boolean tagchecked = FALSE;
    constant AccessDescriptor accdesc = CreateAccDescAcqRel(MemOp\_LOAD, tagchecked);
    return Mem\_with\_type[address, size, accdesc];

// MemO[] - setter
// =====

MemO(bits(32) address, integer size) = bits(8*size) value
    constant boolean tagchecked = FALSE;
    constant AccessDescriptor accdesc = CreateAccDescAcqRel(MemOp\_STORE, tagchecked);
    Mem\_with\_type[address, size, accdesc] = value;
    return;
```

Library pseudocode for aarch32/functions/memory/MemS

```
// MemS[] - getter
// =====
// Memory accessor for streaming load multiple instructions

bits(8*size) MemS(bits(32) address, integer size)
    constant AccessDescriptor accdesc = CreateAccDescA32LSMD(MemOp\_LOAD);
    return Mem\_with\_type[address, size, accdesc];

// MemS[] - setter
// =====
// Memory accessor for streaming store multiple instructions

MemS(bits(32) address, integer size) = bits(8*size) value
    constant AccessDescriptor accdesc = CreateAccDescA32LSMD(MemOp\_STORE);
    Mem\_with\_type[address, size, accdesc] = value;
    return;
```

Library pseudocode for aarch32/functions/memory/MemU

```
// MemU[] - getter
// =====

bits(8*size) MemU(bits(32) address, integer size)
    constant boolean nontemporal = FALSE;
    constant boolean privileged = PSTATE.EL != EL0;
    constant boolean tagchecked = FALSE;
    constant AccessDescriptor accdesc = CreateAccDescGPR(MemOp\_LOAD, nontemporal, privileged,
                                                         tagchecked);

    return Mem\_with\_type[address, size, accdesc];

// MemU[] - setter
// =====

MemU(bits(32) address, integer size) = bits(8*size) value
    constant boolean nontemporal = FALSE;
    constant boolean privileged = PSTATE.EL != EL0;
    constant boolean tagchecked = FALSE;
    constant AccessDescriptor accdesc = CreateAccDescGPR(MemOp\_STORE, nontemporal, privileged,
                                                         tagchecked);

    Mem\_with\_type[address, size, accdesc] = value;
    return;
```


Library pseudocode for aarch32/functions/memory/MemU_unpriv

```
// MemU_unpriv[] - getter
// =====

bits(8*size) MemU_unpriv[bits(32) address, integer size]
    constant boolean nontemporal = FALSE;
    constant boolean privileged = FALSE;
    constant boolean tagchecked = FALSE;
    constant AccessDescriptor accdesc = CreateAccDescGPR(MemOp\_LOAD, nontemporal, privileged,
                                                    tagchecked);

    return Mem\_with\_type[address, size, accdesc];

// MemU_unpriv[] - setter
// =====

MemU_unpriv[bits(32) address, integer size] = bits(8*size) value
    constant boolean nontemporal = FALSE;
    constant boolean privileged = FALSE;
    constant boolean tagchecked = FALSE;
    constant AccessDescriptor accdesc = CreateAccDescGPR(MemOp\_STORE, nontemporal, privileged,
                                                    tagchecked);

    Mem\_with\_type[address, size, accdesc] = value;
    return;
```



```

// Mem_with_type[] - non-assignment (read) form
// =====
// Perform a read of 'size' bytes. The access byte order is reversed for a big-endian access.
// Instruction fetches would call AArch32.MemSingle directly.

bits(size*8) Mem_with_type[bits(32) address, integer size,
    AccessDescriptor accdesc_in]
assert size IN {1, 2, 4, 8, 16, 32};
AccessDescriptor accdesc = accdesc_in;
bits(size * 8) value;
// Check alignment on size of element accessed, not overall access size
constant integer alignment = if accdesc.ispair then size DIV 2 else size;
boolean aligned = IsAligned(address, alignment);

if !aligned && AArch32.UnalignedAccessFaults(accdesc) then
    constant FaultRecord fault = AlignmentFault(accdesc, ZeroExtend(address, 64));
    AArch32.Abort(fault);
if aligned then
    value = AArch32.MemSingle[address, size, accdesc, aligned];
else
    assert size > 1;
    value<7:0> = AArch32.MemSingle[address, 1, accdesc, aligned];

    // For subsequent bytes, if they cross to a new translation page which assigns
    // Device memory type, it is CONSTRAINED UNPREDICTABLE whether an unaligned access
    // will generate an Alignment Fault.
    c = ConstrainUnpredictable(Unpredictable_DEVPAGE2);
    assert c IN {Constraint_FAULT, Constraint_NONE};
    if c == Constraint_NONE then aligned = TRUE;

    for i = 1 to size-1
        Elem[value, i, 8] = AArch32.MemSingle[address+i, 1, accdesc, aligned];

if BigEndian(accdesc.acctype) then
    value = BigEndianReverse(value);

return value;

// Mem_with_type[] - assignment (write) form
// =====
// Perform a write of 'size' bytes. The byte order is reversed for a big-endian access.

Mem_with_type[bits(32) address, integer size,
    AccessDescriptor accdesc_in] = bits(size*8) value_in
bits(size*8) value = value_in;
AccessDescriptor accdesc = accdesc_in;

// Check alignment on size of element accessed, not overall access size
constant integer alignment = if accdesc.ispair then size DIV 2 else size;
boolean aligned = IsAligned(address, alignment);

if !aligned && AArch32.UnalignedAccessFaults(accdesc) then
    constant FaultRecord fault = AlignmentFault(accdesc, ZeroExtend(address, 64));
    AArch32.Abort(fault);

if BigEndian(accdesc.acctype) then
    value = BigEndianReverse(value);
if aligned then
    AArch32.MemSingle[address, size, accdesc, aligned] = value;
else
    assert size > 1;
    AArch32.MemSingle[address, 1, accdesc, aligned] = value<7:0>;

    // For subsequent bytes, if they cross to a new translation page which assigns
    // Device memory type, it is CONSTRAINED UNPREDICTABLE whether an unaligned access
    // will generate an Alignment Fault.

    c = ConstrainUnpredictable(Unpredictable_DEVPAGE2);
    assert c IN {Constraint_FAULT, Constraint_NONE};
    if c == Constraint_NONE then aligned = TRUE;

```

```

    for i = 1 to size-1
        AArch32.MemSingle[address+i, 1, accdesc, aligned] = Elem[value, i, 8];
    return;

```

Library pseudocode for aarch32/functions/ras/AArch32.ESBOperation

```

// AArch32.ESBOperation()
// =====
// Perform the AArch32 ESB operation for ESB executed in AArch32 state.

AArch32.ESBOperation()
    boolean masked;
    bits(2) target_el;

    (masked, target_el) = PhysicalSErrorTarget();

    // Check if routed to AArch64 state
    if !masked && !ELUsingAArch32(target_el) then
        AArch64.ESBOperation();
        return;

    // Check for a masked Physical SError pending that can be synchronized
    // by an Error synchronization event.
    if masked && IsSynchronizablePhysicalErrorPending() then
        bits(32) syndrome = Zeros(32);
        syndrome<31> = '1'; // A
        syndrome<15:0> = AArch32.PhysicalErrorSyndrome();
        DISR = syndrome;
        ClearPendingPhysicalError();

    return;

```

Library pseudocode for aarch32/functions/ras/AArch32.EncodeAsyncErrorSyndrome

```

// AArch32.EncodeAsyncErrorSyndrome()
// =====
// Return the encoding for specified ErrorState for an SError exception taken
// to AArch32 state.

bits(2) AArch32.EncodeAsyncErrorSyndrome(ErrorState errorstate)
    case errorstate of
        when ErrorState\_UC    return '00';
        when ErrorState\_UEU  return '01';
        when ErrorState\_UEO  return '10';
        when ErrorState\_UER  return '11';
        otherwise Unreachable();

```

Library pseudocode for aarch32/functions/ras/AArch32.PhysicalErrorSyndrome

```

// AArch32.PhysicalErrorSyndrome()
// =====
// Generate SError syndrome.

bits(16) AArch32.PhysicalErrorSyndrome()
    bits(32) syndrome = Zeros(32);
    constant FaultRecord fault = GetPendingPhysicalError();
    if PSTATE.EL == EL2 then
        constant ErrorState errstate = PEErrorState(fault);
        syndrome<11:10> = AArch32.EncodeAsyncErrorSyndrome(errstate); // AET
        syndrome<9>     = fault.extflag; // EA
        syndrome<5:0>   = '010001'; // DFSC
    else
        constant boolean long_format = TTBCR.EAE == '1';
        syndrome = AArch32.CommonFaultStatus(fault, long_format);
    return syndrome<15:0>;

```

Library pseudocode for aarch32/functions/ras/AArch32.vESBOperation

```
// AArch32.vESBOperation()
// =====
// Perform the ESB operation for virtual SError interrupts executed in AArch32 state.
// If FEAT_E3DSE is implemented and there is no unmasked virtual SError exception
// pending, then AArch64.dESBOperation() is called to perform the AArch64 ESB operation
// for a pending delegated SError exception.

AArch32.vESBOperation()
    assert PSTATE.EL IN {EL0, EL1} && EL2Enabled();

    // Check for EL2 using AArch64 state
    if !ELUsingAArch32(EL2) then
        AArch64.vESBOperation();
        return;

    // If physical SError interrupts are routed to Hyp mode, and TGE is not set, then a virtual
    // SError interrupt might be pending.
    vsei_pending = IsVirtualSErrorPending() && HCR.TGE == '0' && HCR.AMO == '1';
    vsei_masked = PSTATE.A == '1' || Halted() || ExternalDebugInterruptsDisabled(EL1);

    // Check for a masked virtual SError pending
    if vsei_pending && vsei_masked then
        bits(32) syndrome = Zeros(32);
        syndrome<31> = '1'; // A
        syndrome<15:14> = VDFSR<15:14>; // AET
        syndrome<12> = VDFSR<12>; // ExT
        syndrome<9> = TTBCR.EAE; // LPAE
        if TTBCR.EAE == '1' then // Long-descriptor format
            syndrome<5:0> = '010001'; // STATUS
        else // Short-descriptor format
            syndrome<10,3:0> = '10110'; // FS
        VDISR = syndrome;
        ClearPendingVirtualSError();
    elseif IsFeatureImplemented(FEAT_E3DSE) && !ELUsingAArch32(EL3) then
        AArch64.dESBOperation();

    return;
```

Library pseudocode for aarch32/functions/registers/AArch32.ResetGeneralRegisters

```
// AArch32.ResetGeneralRegisters()
// =====

AArch32.ResetGeneralRegisters()

    for i = 0 to 7
        R[i] = bits(32) UNKNOWN;
    for i = 8 to 12
        Rmode[i, M32_User] = bits(32) UNKNOWN;
        Rmode[i, M32_FIQ] = bits(32) UNKNOWN;
    if HaveEL(EL2) then Rmode[13, M32_Hyp] = bits(32) UNKNOWN; // No R14_hyp
    for i = 13 to 14
        Rmode[i, M32_User] = bits(32) UNKNOWN;
        Rmode[i, M32_FIQ] = bits(32) UNKNOWN;
        Rmode[i, M32_IRQ] = bits(32) UNKNOWN;
        Rmode[i, M32_Svc] = bits(32) UNKNOWN;
        Rmode[i, M32_Abort] = bits(32) UNKNOWN;
        Rmode[i, M32_Undef] = bits(32) UNKNOWN;
        if HaveEL(EL3) then Rmode[i, M32_Monitor] = bits(32) UNKNOWN;

    return;
```

Library pseudocode for aarch32/functions/registers/AArch32.ResetSIMDFPRegisters

```
// AArch32.ResetSIMDFPRegisters()
// =====

AArch32.ResetSIMDFPRegisters()

    for i = 0 to 15
        Q[i] = bits(128) UNKNOWN;

    return;
```

Library pseudocode for aarch32/functions/registers/AArch32.ResetSpecialRegisters

```
// AArch32.ResetSpecialRegisters()
// =====

AArch32.ResetSpecialRegisters()

    // AArch32 special registers
    SPSR_fiq<31:0> = bits(32) UNKNOWN;
    SPSR_irq<31:0> = bits(32) UNKNOWN;
    SPSR_svc<31:0> = bits(32) UNKNOWN;
    SPSR_abt<31:0> = bits(32) UNKNOWN;
    SPSR_und<31:0> = bits(32) UNKNOWN;
    if HaveEL(EL2) then
        SPSR_hyp = bits(32) UNKNOWN;
        ELR_hyp = bits(32) UNKNOWN;
    if HaveEL(EL3) then
        SPSR_mon = bits(32) UNKNOWN;

    // External debug special registers
    DLR = bits(32) UNKNOWN;
    DSPSR = bits(32) UNKNOWN;

    return;
```

Library pseudocode for aarch32/functions/registers/AArch32.ResetSystemRegisters

```
// AArch32.ResetSystemRegisters()
// =====

AArch32.ResetSystemRegisters(boolean cold_reset);
```

Library pseudocode for aarch32/functions/registers/ALUEExceptionReturn

```
// ALUEExceptionReturn()
// =====

ALUEExceptionReturn(bits(32) address)
    if PSTATE.EL == EL2 then
        UNDEFINED;
    elsif PSTATE.M IN {M32 User, M32 System} then
        constant Constraint c = ConstrainUnpredictable(Unpredictable\_ALUEXCEPTIONRETURN);
        assert c IN {Constraint\_UNDEF, Constraint\_NOP};
        case c of
            when Constraint\_UNDEF
                UNDEFINED;
            when Constraint\_NOP
                ExecuteAsNOP();
        else
            AArch32.ExceptionReturn(address, SPSR\_curr[]);
```

Library pseudocode for aarch32/functions/registers/ALUWritePC

```
// ALUWritePC()
// =====

ALUWritePC(bits(32) address)
  if CurrentInstrSet\(\) == InstrSet\_A32 then
    BXWritePC(address, BranchType\_INDIR);
  else
    BranchWritePC(address, BranchType\_INDIR);
```

Library pseudocode for aarch32/functions/registers/BXWritePC

```
// BXWritePC()
// =====

BXWritePC(bits(32) address_in, BranchType branch_type)
  bits(32) address = address_in;
  if address<0> == '1' then
    SelectInstrSet(InstrSet\_T32);
    address<0> = '0';
  else
    SelectInstrSet(InstrSet\_A32);
    // For branches to an unaligned PC counter in A32 state, the PE takes the branch
    // and does one of:
    // * Forces the address to be aligned
    // * Leaves the PC unaligned, meaning the target generates a PC Alignment fault.
    if address<1> == '1' && ConstrainUnpredictableBool(Unpredictable\_A32FORCEALIGNPC) then
      address<1> = '0';
  constant boolean branch_conditional = AArch32.CurrentCond() != '111x';
  BranchTo(address, branch_type, branch_conditional);
```

Library pseudocode for aarch32/functions/registers/BranchWritePC

```
// BranchWritePC()
// =====

BranchWritePC(bits(32) address_in, BranchType branch_type)
  bits(32) address = address_in;
  if CurrentInstrSet() == InstrSet\_A32 then
    address<1:0> = '00';
  else
    address<0> = '0';
  constant boolean branch_conditional = AArch32.CurrentCond() != '111x';
  BranchTo(address, branch_type, branch_conditional);
```

Library pseudocode for aarch32/functions/registers/CBWritePC

```
// CBWritePC()
// =====
// Takes a branch from a CBNZ/CBZ instruction.

CBWritePC(bits(32) address_in)
  bits(32) address = address_in;
  assert CurrentInstrSet() == InstrSet\_T32;
  address<0> = '0';
  constant boolean branch_conditional = TRUE;
  BranchTo(address, BranchType\_DIR, branch_conditional);
```

Library pseudocode for aarch32/functions/registers/D

```
// D[] - getter
// =====

bits(64) D[integer n]
    assert n >= 0 && n <= 31;
    constant bits(128) vreg = V[n DIV 2, 128];
    return Elem[vreg, n MOD 2, 64];

// D[] - setter
// =====

D[integer n] = bits(64) value
    assert n >= 0 && n <= 31;
    bits(128) vreg = V[n DIV 2, 128];
    Elem[vreg, n MOD 2, 64] = value;
    V[n DIV 2, 128] = vreg;
    return;
```

Library pseudocode for aarch32/functions/registers/Din

```
// Din[] - getter
// =====

bits(64) Din[integer n]
    assert n >= 0 && n <= 31;
    return \_Dclone[n];
```

Library pseudocode for aarch32/functions/registers/H

```
// H[] - getter
// =====

bits(16) H[integer n]
    assert n >= 0 && n <= 31;
    return S[n]<15:0>;

// H[] - setter
// =====

H[integer n] = bits(16) value
    S[n] = ZeroExtend(value, 32);
```

Library pseudocode for aarch32/functions/registers/LR

```
// LR - setter
// =====

LR = bits(32) value
    R[14] = value;
    return;

// LR - getter
// =====

bits(32) LR
    return R[14];
```

Library pseudocode for aarch32/functions/registers/LoadWritePC

```
// LoadWritePC()
// =====

LoadWritePC(bits(32) address)
    BXWritePC(address, BranchType\_INDIR);
```


Library pseudocode for aarch32/functions/registers/LookUpRIndex

```
// LookUpRIndex()
// =====

integer LookUpRIndex(integer n, bits(5) mode)
    assert n >= 0 && n <= 14;

    integer result;
    case n of // Select index by mode:      usr fiq irq svc abt und hyp
        when 8      result = RBankSelect(mode, 8, 24, 8, 8, 8, 8, 8);
        when 9      result = RBankSelect(mode, 9, 25, 9, 9, 9, 9, 9);
        when 10     result = RBankSelect(mode, 10, 26, 10, 10, 10, 10, 10);
        when 11     result = RBankSelect(mode, 11, 27, 11, 11, 11, 11, 11);
        when 12     result = RBankSelect(mode, 12, 28, 12, 12, 12, 12, 12);
        when 13     result = RBankSelect(mode, 13, 29, 17, 19, 21, 23, 15);
        when 14     result = RBankSelect(mode, 14, 30, 16, 18, 20, 22, 14);
        otherwise   result = n;

    return result;
```

Library pseudocode for aarch32/functions/registers/Monitor

```
// Monitor mode registers
// =====
// The Monitor mode registers do not map to X registers, so must be defined separately

bits(32) SP_mon;
bits(32) LR_mon;
```

Library pseudocode for aarch32/functions/registers/PC32

```
// AArch32 program counter

// PC32 - getter
// =====

bits(32) PC32
    return R[15]; // This includes the offset from AArch32 state
```

Library pseudocode for aarch32/functions/registers/PCStoreValue

```
// PCStoreValue()
// =====

bits(32) PCStoreValue()
    // This function returns the PC value. On architecture versions before Armv7, it
    // is permitted to instead return PC+4, provided it does so consistently. It is
    // used only to describe A32 instructions, so it returns the address of the current
    // instruction plus 8 (normally) or 12 (when the alternative is permitted).
    return PC32;
```

Library pseudocode for aarch32/functions/registers/Q

```
// Q[] - getter
// =====

bits(128) Q[integer n]
    assert n >= 0 && n <= 15;
    return V[n, 128];

// Q[] - setter
// =====

Q[integer n] = bits(128) value
    assert n >= 0 && n <= 15;
    V[n, 128] = value;
    return;
```

Library pseudocode for aarch32/functions/registers/Qin

```
// Qin[] - getter
// =====

bits(128) Qin[integer n]
    assert n >= 0 && n <= 15;
    return Din[2*n+1]:Din[2*n];
```

Library pseudocode for aarch32/functions/registers/R

```
// R[] - setter
// =====

R[integer n] = bits(32) value
    Rmode[n, PSTATE.M] = value;
    return;

// R[] - getter
// =====

bits(32) R[integer n]
    if n == 15 then
        offset = (if CurrentInstrSet() == InstrSet\_A32 then 8 else 4);
        return _PC<31:0> + offset;
    else
        return Rmode[n, PSTATE.M];
```

Library pseudocode for aarch32/functions/registers/RBankSelect

```
// RBankSelect()
// =====

integer RBankSelect(bits(5) mode, integer usr, integer fiq, integer irq,
                    integer svc, integer abt, integer und, integer hyp)

integer result;
case mode of
    when M32\_User      result = usr;    // User mode
    when M32\_FIQ       result = fiq;    // FIQ mode
    when M32\_IRQ       result = irq;    // IRQ mode
    when M32\_Svc       result = svc;    // Supervisor mode
    when M32\_Abort     result = abt;    // Abort mode
    when M32\_Hyp       result = hyp;    // Hyp mode
    when M32\_Undef     result = und;    // Undefined mode
    when M32\_System    result = usr;    // System mode uses User mode registers
    otherwise          Unreachable(); // Monitor mode

return result;
```

Library pseudocode for aarch32/functions/registers/Rmode

```
// Rmode[] - getter
// =====

bits(32) Rmode[integer n, bits(5) mode]
    assert n >= 0 && n <= 14;

    // Check for attempted use of Monitor mode in Non-secure state.
    if CurrentSecurityState() != SS\_Secure then assert mode != M32\_Monitor;
    assert !BadMode(mode);

    if mode == M32\_Monitor then
        if n == 13 then return SP_mon;
        elsif n == 14 then return LR_mon;
        else return _R[n]<31:0>;
    else
        return _R[LookUpRIndex(n, mode)]<31:0>;

// Rmode[] - setter
// =====

Rmode[integer n, bits(5) mode] = bits(32) value
    assert n >= 0 && n <= 14;

    // Check for attempted use of Monitor mode in Non-secure state.
    if CurrentSecurityState() != SS\_Secure then assert mode != M32\_Monitor;
    assert !BadMode(mode);

    if mode == M32\_Monitor then
        if n == 13 then SP_mon = value;
        elsif n == 14 then LR_mon = value;
        else _R[n]<31:0> = value;
    else
        // It is CONSTRAINED UNPREDICTABLE whether the upper 32 bits of the X
        // register are unchanged or set to zero. This is also tested for on
        // exception entry, as this applies to all AArch32 registers.
        if HaveAArch64() && ConstrainUnpredictableBool(Unpredictable\_ZEROUPPER) then
            _R[LookUpRIndex(n, mode)] = ZeroExtend(value, 64);
        else
            _R[LookUpRIndex(n, mode)]<31:0> = value;

    return;
```

Library pseudocode for aarch32/functions/registers/S

```
// S[] - getter
// =====

bits(32) S[integer n]
    assert n >= 0 && n <= 31;
    constant bits(128) vreg = V[n DIV 4, 128];
    return Elem[vreg, n MOD 4, 32];

// S[] - setter
// =====

S[integer n] = bits(32) value
    assert n >= 0 && n <= 31;
    bits(128) vreg = V[n DIV 4, 128];
    Elem[vreg, n MOD 4, 32] = value;
    V[n DIV 4, 128] = vreg;
    return;
```

Library pseudocode for aarch32/functions/registers/_Dclone

```
// _Dclone[]
// =====
// Clone the 64-bit Advanced SIMD and VFP extension register bank for use as input to
// instruction pseudocode, to avoid read-after-write for Advanced SIMD and VFP operations.

array bits(64) _Dclone[0..31];
```

Library pseudocode for aarch32/functions/system/AArch32.ExceptionReturn

```
// AArch32.ExceptionReturn()
// =====

AArch32.ExceptionReturn(bits(32) new_pc_in, bits(32) spsr)
    bits(32) new_pc = new_pc_in;
    SynchronizeContext();
    // Attempts to change to an illegal mode or state will invoke the Illegal Execution state
    // mechanism
    SetPSTATEFromPSR(spsr);
    ClearExclusiveLocal(ProcessorID());
    SendEventLocal();

    if PSTATE.IL == '1' then
        // If the exception return is illegal, PC[1:0] are UNKNOWN
        new_pc<1:0> = bits(2) UNKNOWN;
    else
        // LR[1:0] or LR[0] are treated as being 0, depending on the target instruction set state
        if PSTATE.T == '1' then
            new_pc<0> = '0'; // T32
        else
            new_pc<1:0> = '00'; // A32

    constant boolean branch_conditional = AArch32.CurrentCond() != '111x';
    BranchTo(new_pc, BranchType ERET, branch_conditional);

    CheckExceptionCatch(FALSE); // Check for debug event on exception return
```

Library pseudocode for aarch32/functions/system/AArch32.ExecutingCP10or11Instr

```
// AArch32.ExecutingCP10or11Instr()
// =====

boolean AArch32.ExecutingCP10or11Instr()
    instr = ThisInstr();
    instr_set = CurrentInstrSet();
    assert instr_set IN {InstrSet\_A32, InstrSet\_T32};

    if instr_set == InstrSet\_A32 then
        return ((instr<27:24> == '1110' || instr<27:25> == '110') && instr<11:8> == '101x');
    else // InstrSet_T32
        return (instr<31:28> == '111x' && (instr<27:24> == '1110' || instr<27:25> == '110') &&
            instr<11:8> == '101x');
```

Library pseudocode for aarch32/functions/system/AArch32.ITAdvance

```
// AArch32.ITAdvance()
// =====

AArch32.ITAdvance()
    if PSTATE.IT<2:0> == '000' then
        PSTATE.IT = '00000000';
    else
        PSTATE.IT<4:0> = LSL(PSTATE.IT<4:0>, 1);
    return;
```

Library pseudocode for aarch32/functions/system/AArch32.SysRegRead

```
// AArch32.SysRegRead()
// =====
// Read from a 32-bit AArch32 System register and write the register's contents to R[t].

AArch32.SysRegRead(integer cp_num, bits(32) instr, integer t);
```

Library pseudocode for aarch32/functions/system/AArch32.SysRegRead64

```
// AArch32.SysRegRead64()
// =====
// Read from a 64-bit AArch32 System register and write the register's contents to R[t] and R[t2].

AArch32.SysRegRead64(integer cp_num, bits(32) instr, integer t, integer t2);
```

Library pseudocode for aarch32/functions/system/AArch32.SysRegReadCanWriteAPSR

```
// AArch32.SysRegReadCanWriteAPSR()
// =====
// Determines whether the AArch32 System register read instruction can write to APSR flags.

boolean AArch32.SysRegReadCanWriteAPSR(integer cp_num, bits(32) instr)
    assert UsingAArch32();
    assert (cp_num IN {14,15});
    assert cp_num == UInt(instr<11:8>);

    opc1 = UInt(instr<23:21>);
    opc2 = UInt(instr<7:5>);
    CRn  = UInt(instr<19:16>);
    CRm  = UInt(instr<3:0>);

    if cp_num == 14 && opc1 == 0 && CRn == 0 && CRm == 1 && opc2 == 0 then // DBGDSCRint
        return TRUE;

    return FALSE;
```

Library pseudocode for aarch32/functions/system/AArch32.SysRegWrite

```
// AArch32.SysRegWrite()
// =====
// Read the contents of R[t] and write to a 32-bit AArch32 System register.

AArch32.SysRegWrite(integer cp_num, bits(32) instr, integer t);
```

Library pseudocode for aarch32/functions/system/AArch32.SysRegWrite64

```
// AArch32.SysRegWrite64()
// =====
// Read the contents of R[t] and R[t2] and write to a 64-bit AArch32 System register.

AArch32.SysRegWrite64(integer cp_num, bits(32) instr, integer t, integer t2);
```

Library pseudocode for aarch32/functions/system/AArch32.SysRegWriteM

```
// AArch32.SysRegWriteM()
// =====
// Read a value from a virtual address and write it to an AArch32 System register.

AArch32.SysRegWriteM(integer cp_num, bits(32) instr, bits(32) address);
```

Library pseudocode for aarch32/functions/system/AArch32.WriteMode

```
// AArch32.WriteMode()
// =====
// Function for dealing with writes to PSTATE.M from AArch32 state only.
// This ensures that PSTATE.EL and PSTATE.SP are always valid.

AArch32.WriteMode(bits(5) mode)
    (valid,el) = ELFromM32(mode);
    assert valid;
    PSTATE.M    = mode;
    PSTATE.EL    = el;
    PSTATE.nRW   = '1';
    PSTATE.SP    = (if mode IN {M32\_User,M32\_System} then '0' else '1');
    return;
```

Library pseudocode for aarch32/functions/system/AArch32.WriteModeByInstr

```
// AArch32.WriteModeByInstr()
// =====
// Function for dealing with writes to PSTATE.M from an AArch32 instruction, and ensuring that
// illegal state changes are correctly flagged in PSTATE.IL.

AArch32.WriteModeByInstr(bits(5) mode)
    (valid,el) = ELFromM32(mode);

    // 'valid' is set to FALSE if 'mode' is invalid for this implementation or the current value
    // of SCR.NS/SCR_EL3.NS. Additionally, it is illegal for an instruction to write 'mode' to
    // PSTATE.EL if it would result in any of:
    // * A change to a mode that would cause entry to a higher Exception level.
    if UInt(el) > UInt(PSTATE.EL) then
        valid = FALSE;

    // * A change to or from Hyp mode.
    if (PSTATE.M == M32\_Hyp || mode == M32\_Hyp) && PSTATE.M != mode then
        valid = FALSE;

    // * When EL2 is implemented, the value of HCR.TGE is '1', a change to a Non-secure EL1 mode.
    if PSTATE.M == M32\_Monitor && HaveEL(EL2) && el == EL1 && SCR.NS == '1' && HCR.TGE == '1' then
        valid = FALSE;

    if !valid then
        PSTATE.IL = '1';
    else
        AArch32.WriteMode(mode);
```

Library pseudocode for aarch32/functions/system/BadMode

```
// BadMode()
// =====

boolean BadMode(bits(5) mode)
// Return TRUE if 'mode' encodes a mode that is not valid for this implementation
boolean valid;
case mode of
    when M32\_Monitor
        valid = HaveAArch32EL\(EL3\);
    when M32\_Hyp
        valid = HaveAArch32EL\(EL2\);
    when M32\_FIQ, M32\_IRQ, M32\_Svc, M32\_Abort, M32\_Undef, M32\_System
        // If EL3 is implemented and using AArch32, then these modes are EL3 modes in Secure
        // state, and EL1 modes in Non-secure state. If EL3 is not implemented or is using
        // AArch64, then these modes are EL1 modes.
        // Therefore it is sufficient to test this implementation supports EL1 using AArch32.
        valid = HaveAArch32EL\(EL1\);
    when M32\_User
        valid = HaveAArch32EL\(EL0\);
    otherwise
        valid = FALSE; // Passed an illegal mode value
return !valid;
```

Library pseudocode for aarch32/functions/system/BankedRegisterAccessValid

```
// BankedRegisterAccessValid()
// =====
// Checks for MRS (Banked register) or MSR (Banked register) accesses to registers
// other than the SPSRs that are invalid. This includes ELR_hyp accesses.

BankedRegisterAccessValid(bits(5) SYSm, bits(5) mode)

case SYSm of
    when '000xx', '00100' // R8_usr to R12_usr
        if mode != M32\_FIQ then UNPREDICTABLE;
    when '00101' // SP_usr
        if mode == M32\_System then UNPREDICTABLE;
    when '00110' // LR_usr
        if mode IN {M32\_Hyp, M32\_System} then UNPREDICTABLE;
    when '010xx', '0110x', '01110' // R8_fiq to R12_fiq, SP_fiq, LR_fiq
        if mode == M32\_FIQ then UNPREDICTABLE;
    when '1000x' // LR_irq, SP_irq
        if mode == M32\_IRQ then UNPREDICTABLE;
    when '1001x' // LR_svc, SP_svc
        if mode == M32\_Svc then UNPREDICTABLE;
    when '1010x' // LR_abt, SP_abt
        if mode == M32\_Abort then UNPREDICTABLE;
    when '1011x' // LR_und, SP_und
        if mode == M32\_Undef then UNPREDICTABLE;
    when '1110x' // LR_mon, SP_mon
        if (!HaveEL\(EL3\) || CurrentSecurityState\(\) != SS\_Secure ||
            mode == M32\_Monitor) then UNPREDICTABLE;
    when '11110' // ELR_hyp, only from Monitor or Hyp mode
        if !HaveEL\(EL2\) || ! mode IN {M32\_Monitor, M32\_Hyp} then UNPREDICTABLE;
    when '11111' // SP_hyp, only from Monitor mode
        if !HaveEL\(EL2\) || mode != M32\_Monitor then UNPREDICTABLE;
    otherwise
        UNPREDICTABLE;

return;
```

Library pseudocode for aarch32/functions/system/CPSRWriteByInstr

```
// CPSRWriteByInstr()
// =====
// Update PSTATE.<N,Z,C,V,Q,GE,E,A,I,F,M> from a CPSR value written by an MSR instruction.

CPSRWriteByInstr(bits(32) value, bits(4) bytemask)
    privileged = PSTATE.EL != EL0; // PSTATE.<A,I,F,M> are not writable at EL0

    // Write PSTATE from 'value', ignoring bytes masked by 'bytemask'
    if bytemask<3> == '1' then
        PSTATE.<N,Z,C,V,Q> = value<31:27>;
        // Bits <26:24> are ignored

    if bytemask<2> == '1' then
        if IsFeatureImplemented(FEAT_SSBS) then
            PSTATE.SSBS = value<23>;
        if privileged then
            PSTATE.PAN = value<22>;
        if IsFeatureImplemented(FEAT_DIT) then
            PSTATE.DIT = value<21>;
        // Bit <20> is RES0
        PSTATE.GE = value<19:16>;

    if bytemask<1> == '1' then
        // Bits <15:10> are RES0
        PSTATE.E = value<9>; // PSTATE.E is writable at EL0
        if privileged then
            PSTATE.A = value<8>;

    if bytemask<0> == '1' then
        if privileged then
            PSTATE.<I,F> = value<7:6>;
            // Bit <5> is RES0
            // AArch32.WriteModeByInstr() sets PSTATE.IL to 1 if this is an illegal mode change.
            AArch32.WriteModeByInstr(value<4:0>);

    return;
```

Library pseudocode for aarch32/functions/system/ConditionPassed

```
// ConditionPassed()
// =====

boolean ConditionPassed()
    return ConditionHolds(AArch32.CurrentCond());
```

Library pseudocode for aarch32/functions/system/CurrentCond

```
// CurrentCond()
// =====

bits(4) AArch32.CurrentCond();
```

Library pseudocode for aarch32/functions/system/InITBlock

```
// InITBlock()
// =====

boolean InITBlock()
    if CurrentInstrSet() == InstrSet\_T32 then
        return PSTATE.IT<3:0> != '0000';
    else
        return FALSE;
```


Library pseudocode for aarch32/functions/system/LastInITBlock

```
// LastInITBlock()
// =====

boolean LastInITBlock()
    return (PSTATE.IT<3:0> == '1000');
```

Library pseudocode for aarch32/functions/system/SPSRWriteByInstr

```
// SPSRWriteByInstr()
// =====

SPSRWriteByInstr(bits(32) value, bits(4) bytemask)

    bits(32) new_spsr = SPSR\_curr[];

    if bytemask<3> == '1' then
        new_spsr<31:24> = value<31:24>; // N,Z,C,V,Q flags, IT[1:0],J bits

    if bytemask<2> == '1' then
        new_spsr<23:16> = value<23:16>; // IL bit, GE[3:0] flags

    if bytemask<1> == '1' then
        new_spsr<15:8> = value<15:8>; // IT[7:2] bits, E bit, A interrupt mask

    if bytemask<0> == '1' then
        new_spsr<7:0> = value<7:0>; // I,F interrupt masks, T bit, Mode bits

    SPSR\_curr[] = new_spsr; // UNPREDICTABLE if User or System mode

    return;
```

Library pseudocode for aarch32/functions/system/SPSRAccessValid

```
// SPSRAccessValid()
// =====
// Checks for MRS (Banked register) or MSR (Banked register) accesses to the SPSRs
// that are UNPREDICTABLE

SPSRAccessValid(bits(5) SYSm, bits(5) mode)
    case SYSm of
        when '01110' // SPSR_fiq
            if mode == M32\_FIQ then UNPREDICTABLE;
        when '10000' // SPSR_irq
            if mode == M32\_IRQ then UNPREDICTABLE;
        when '10010' // SPSR_svc
            if mode == M32\_Svc then UNPREDICTABLE;
        when '10100' // SPSR_abt
            if mode == M32\_Abort then UNPREDICTABLE;
        when '10110' // SPSR_und
            if mode == M32\_Undef then UNPREDICTABLE;
        when '11100' // SPSR_mon
            if (!HaveEL(EL3) || mode == M32\_Monitor ||
                CurrentSecurityState() != SS\_Secure) then UNPREDICTABLE;
        when '11110' // SPSR_hyp
            if !HaveEL(EL2) || mode != M32\_Monitor then UNPREDICTABLE;
        otherwise
            UNPREDICTABLE;

    return;
```

Library pseudocode for aarch32/functions/system/SelectInstrSet

```
// SelectInstrSet()
// =====

SelectInstrSet(InstrSet iset)
    assert CurrentInstrSet() IN {InstrSet\_A32, InstrSet\_T32};
    assert iset IN {InstrSet\_A32, InstrSet\_T32};

    PSTATE.T = if iset == InstrSet\_A32 then '0' else '1';

    return;
```

Library pseudocode for aarch32/functions/tlbi/AArch32.DTLBI_ALL

```
// AArch32.DTLBI_ALL()
// =====
// Invalidate all data TLB entries for the indicated translation regime with the
// the indicated security state for all TLBs within the indicated broadcast domain.
// Invalidation applies to all applicable stage 1 and stage 2 entries.

AArch32.DTLBI_ALL(SecurityState security, Regime regime, Broadcast broadcast,
    TLBIMemAttr attr)
    assert PSTATE.EL IN {EL3, EL2, EL1};

    TLBIRecord r;
    r.op          = TLBIOp\_DALL;
    r.from_aarch64 = FALSE;
    r.security     = security;
    r.regime       = regime;
    r.level        = TLBILevel\_Any;
    r.attr         = attr;

    TLBI(r);
    if broadcast != Broadcast\_NSH then BroadcastTLBI(broadcast, r);
    return;
```

Library pseudocode for aarch32/functions/tlbi/AArch32.DTLBI_ASID

```
// AArch32.DTLBI_ASID()
// =====
// Invalidate all data TLB stage 1 entries matching the indicated VMID (where regime supports)
// and ASID in the parameter Rt in the indicated translation regime with the
// indicated security state for all TLBs within the indicated broadcast domain.
// Note: stage 1 and stage 2 combined entries are in the scope of this operation.

AArch32.DTLBI_ASID(SecurityState security, Regime regime, bits(16) vmid,
    Broadcast broadcast, TLBIMemAttr attr, bits(32) Rt)
    assert PSTATE.EL IN {EL3, EL2, EL1};

    TLBIRecord r;
    r.op          = TLBIOp\_DASID;
    r.from_aarch64 = FALSE;
    r.security     = security;
    r.regime       = regime;
    r.vmid         = vmid;
    r.use_vmid     = UseVMID(regime);
    r.level        = TLBILevel\_Any;
    r.attr         = attr;
    r.asid         = Zeros(8) : Rt<7:0>;

    TLBI(r);
    if broadcast != Broadcast\_NSH then BroadcastTLBI(broadcast, r);
    return;
```

Library pseudocode for aarch32/functions/tlbi/AArch32.DTLBI_VA

```
// AArch32.DTLBI_VA()
// =====
// Invalidate by VA all stage 1 data TLB entries in the indicated broadcast domain
// matching the indicated VMID and ASID (where regime supports VMID, ASID) in the indicated regime
// with the indicated security state.
// ASID, VA and related parameters are derived from Rt.
// Note: stage 1 and stage 2 combined entries are in the scope of this operation.

AArch32.DTLBI_VA(SecurityState security, Regime regime, bits(16) vmid,
                 Broadcast broadcast, TLBILevel level, TLBIMemAttr attr, bits(32) Rt)
    assert PSTATE.EL IN {EL3, EL2, EL1};

    TLBIRecord r;
    r.op = TLBIOp\_DVA;
    r.from_aarch64 = FALSE;
    r.security = security;
    r.regime = regime;
    r.vmid = vmid;
    r.use_vmid = UseVMID(regime);
    r.level = level;
    r.attr = attr;
    r.asid = Zeros(8) : Rt<7:0>;
    r.address = Zeros(32) : Rt<31:12> : Zeros(12);

    TLBI(r);
    if broadcast != Broadcast\_NSH then BroadcastTLBI(broadcast, r);
    return;
```

Library pseudocode for aarch32/functions/tlbi/AArch32.ITLBI_ALL

```
// AArch32.ITLBI_ALL()
// =====
// Invalidate all instruction TLB entries for the indicated translation regime with the
// the indicated security state for all TLBs within the indicated broadcast domain.
// Invalidation applies to all applicable stage 1 and stage 2 entries.

AArch32.ITLBI_ALL(SecurityState security, Regime regime, Broadcast broadcast,
                 TLBIMemAttr attr)
    assert PSTATE.EL IN {EL3, EL2, EL1};

    TLBIRecord r;
    r.op = TLBIOp\_IALL;
    r.from_aarch64 = FALSE;
    r.security = security;
    r.regime = regime;
    r.level = TLBILevel\_Any;
    r.attr = attr;

    TLBI(r);
    if broadcast != Broadcast\_NSH then BroadcastTLBI(broadcast, r);
    return;
```

Library pseudocode for aarch32/functions/tlbi/AArch32.ITLBI_ASID

```
// AArch32.ITLBI_ASID()
// =====
// Invalidate all instruction TLB stage 1 entries matching the indicated VMID
// (where regime supports) and ASID in the parameter Rt in the indicated translation
// regime with the indicated security state for all TLBs within the indicated broadcast domain.
// Note: stage 1 and stage 2 combined entries are in the scope of this operation.

AArch32.ITLBI_ASID(SecurityState security, Regime regime, bits(16) vmid,
                   Broadcast broadcast, TLBIMemAttr attr, bits(32) Rt)
    assert PSTATE.EL IN {EL3, EL2, EL1};

    TLBIRecord r;
    r.op          = TLBIOp\_IASID;
    r.from_aarch64 = FALSE;
    r.security     = security;
    r.regime       = regime;
    r.vmid         = vmid;
    r.use_vmid     = UseVMID(regime);
    r.level        = TLBILevel\_Any;
    r.attr         = attr;
    r.asid         = Zeros(8) : Rt<7:0>;

    TLBI(r);
    if broadcast != Broadcast\_NSH then BroadcastTLBI(broadcast, r);
    return;
```

Library pseudocode for aarch32/functions/tlbi/AArch32.ITLBI_VA

```
// AArch32.ITLBI_VA()
// =====
// Invalidate by VA all stage 1 instruction TLB entries in the indicated broadcast domain
// matching the indicated VMID and ASID (where regime supports VMID, ASID) in the indicated regime
// with the indicated security state.
// ASID, VA and related parameters are derived from Rt.
// Note: stage 1 and stage 2 combined entries are in the scope of this operation.

AArch32.ITLBI_VA(SecurityState security, Regime regime, bits(16) vmid,
                 Broadcast broadcast, TLBILevel level, TLBIMemAttr attr, bits(32) Rt)
    assert PSTATE.EL IN {EL3, EL2, EL1};

    TLBIRecord r;
    r.op          = TLBIOp\_IVA;
    r.from_aarch64 = FALSE;
    r.security     = security;
    r.regime       = regime;
    r.vmid         = vmid;
    r.use_vmid     = UseVMID(regime);
    r.level        = level;
    r.attr         = attr;
    r.asid         = Zeros(8) : Rt<7:0>;
    r.address      = Zeros(32) : Rt<31:12> : Zeros(12);

    TLBI(r);
    if broadcast != Broadcast\_NSH then BroadcastTLBI(broadcast, r);
    return;
```

Library pseudocode for aarch32/functions/tlbi/AArch32.TLBI_ALL

```
// AArch32.TLBI_ALL()
// =====
// Invalidate all entries for the indicated translation regime with the
// the indicated security state for all TLBs within the indicated broadcast domain.
// Invalidation applies to all applicable stage 1 and stage 2 entries.

AArch32.TLBI_ALL(SecurityState security, Regime regime, Broadcast broadcast, TLBIMemAttr attr)
    assert PSTATE.EL IN {EL3, EL2};

    TLBIRecord r;
    r.op = TLBIOp\_ALL;
    r.from_aarch64 = FALSE;
    r.security = security;
    r.regime = regime;
    r.level = TLBILevel\_Any;
    r.attr = attr;

    TLBI(r);
    if broadcast != Broadcast\_NSH then BroadcastTLBI(broadcast, r);
    return;
```

Library pseudocode for aarch32/functions/tlbi/AArch32.TLBI_ASID

```
// AArch32.TLBI_ASID()
// =====
// Invalidate all stage 1 entries matching the indicated VMID (where regime supports)
// and ASID in the parameter Rt in the indicated translation regime with the
// indicated security state for all TLBs within the indicated broadcast domain.
// Note: stage 1 and stage 2 combined entries are in the scope of this operation.

AArch32.TLBI_ASID(SecurityState security, Regime regime, bits(16) vmid,
    Broadcast broadcast, TLBIMemAttr attr, bits(32) Rt)
    assert PSTATE.EL IN {EL3, EL2, EL1};

    TLBIRecord r;
    r.op = TLBIOp\_ASID;
    r.from_aarch64 = FALSE;
    r.security = security;
    r.regime = regime;
    r.vmid = vmid;
    r.use_vmid = UseVMID(regime);
    r.level = TLBILevel\_Any;
    r.attr = attr;
    r.asid = Zeros(8) : Rt<7:0>;

    TLBI(r);
    if broadcast != Broadcast\_NSH then BroadcastTLBI(broadcast, r);
    return;
```

Library pseudocode for aarch32/functions/tlbi/AArch32.TLBI_IPAS2

```
// AArch32.TLBI_IPAS2()
// =====
// Invalidate by IPA all stage 2 only TLB entries in the indicated broadcast
// domain matching the indicated VMID in the indicated regime with the indicated security state.
// Note: stage 1 and stage 2 combined entries are not in the scope of this operation.
// IPA and related parameters of the are derived from Rt.

AArch32.TLBI_IPAS2(SecurityState security, Regime regime, bits(16) vmid,
                   Broadcast broadcast, TLBILevel level, TLBIMemAttr attr, bits(32) Rt)
    assert PSTATE.EL IN {EL3, EL2};
    assert security == SS\_NonSecure;

    TLBIRecord r;
    r.op = TLBIOp\_IPAS2;
    r.from_aarch64 = FALSE;
    r.security = security;
    r.regime = regime;
    r.vmid = vmid;
    r.use_vmid = TRUE;
    r.level = level;
    r.attr = attr;
    r.address = Zeros(24) : Rt<27:0> : Zeros(12);
    r.ipaspace = PAS\_NonSecure;

    TLBI(r);
    if broadcast != Broadcast\_NSH then BroadcastTLBI(broadcast, r);
    return;
```

Library pseudocode for aarch32/functions/tlbi/AArch32.TLBI_VA

```
// AArch32.TLBI_VA()
// =====
// Invalidate by VA all stage 1 TLB entries in the indicated broadcast domain
// matching the indicated VMID and ASID (where regime supports VMID, ASID) in the indicated regime
// with the indicated security state.
// ASID, VA and related parameters are derived from Rt.
// Note: stage 1 and stage 2 combined entries are in the scope of this operation.

AArch32.TLBI_VA(SecurityState security, Regime regime, bits(16) vmid,
                Broadcast broadcast, TLBILevel level, TLBIMemAttr attr, bits(32) Rt)
    assert PSTATE.EL IN {EL3, EL2, EL1};

    TLBIRecord r;
    r.op = TLBIOp\_VA;
    r.from_aarch64 = FALSE;
    r.security = security;
    r.regime = regime;
    r.vmid = vmid;
    r.use_vmid = UseVMID(regime);
    r.level = level;
    r.attr = attr;
    r.asid = Zeros(8) : Rt<7:0>;
    r.address = Zeros(32) : Rt<31:12> : Zeros(12);

    TLBI(r);
    if broadcast != Broadcast\_NSH then BroadcastTLBI(broadcast, r);
    return;
```

Library pseudocode for aarch32/functions/tlbi/AArch32.TLBI_VAA

```
// AArch32.TLBI_VAA()
// =====
// Invalidate by VA all stage 1 TLB entries in the indicated broadcast domain
// matching the indicated VMID (where regime supports VMID) and all ASID in the indicated regime
// with the indicated security state.
// VA and related parameters are derived from Rt.
// Note: stage 1 and stage 2 combined entries are in the scope of this operation.

AArch32.TLBI_VAA(SecurityState security, Regime regime, bits(16) vmid,
                 Broadcast broadcast, TLBILevel level, TLBIMemAttr attr, bits(32) Rt)
    assert PSTATE.EL IN {EL3, EL2, EL1};

    TLBIRecord r;
    r.op = TLBIOp\_VAA;
    r.from_aarch64 = FALSE;
    r.security = security;
    r.regime = regime;
    r.vmid = vmid;
    r.use_vmid = UseVMID(regime);
    r.level = level;
    r.attr = attr;
    r.address = Zeros(32) : Rt<31:12> : Zeros(12);

    TLBI(r);
    if broadcast != Broadcast\_NSH then BroadcastTLBI(broadcast, r);
    return;
```

Library pseudocode for aarch32/functions/tlbi/AArch32.TLBI_VMALL

```
// AArch32.TLBI_VMALL()
// =====
// Invalidate all stage 1 entries for the indicated translation regime with the
// the indicated security state for all TLBs within the indicated broadcast
// domain that match the indicated VMID (where applicable).
// Note: stage 1 and stage 2 combined entries are in the scope of this operation.
// Note: stage 2 only entries are not in the scope of this operation.

AArch32.TLBI_VMALL(SecurityState security, Regime regime, bits(16) vmid,
                  Broadcast broadcast, TLBIMemAttr attr)
    assert PSTATE.EL IN {EL3, EL2, EL1};

    TLBIRecord r;
    r.op = TLBIOp\_VMALL;
    r.from_aarch64 = FALSE;
    r.security = security;
    r.regime = regime;
    r.level = TLBILevel\_Any;
    r.vmid = vmid;
    r.use_vmid = UseVMID(regime);
    r.attr = attr;

    TLBI(r);
    if broadcast != Broadcast\_NSH then BroadcastTLBI(broadcast, r);
    return;
```

Library pseudocode for aarch32/functions/tlbi/AArch32.TLBI_VMALLS12

```
// AArch32.TLBI_VMALLS12()
// =====
// Invalidate all stage 1 and stage 2 entries for the indicated translation
// regime with the indicated security state for all TLBs within the indicated
// broadcast domain that match the indicated VMID.

AArch32.TLBI_VMALLS12(SecurityState security, Regime regime, bits(16) vmid,
    Broadcast broadcast, TLBIMemAttr attr)
    assert PSTATE.EL IN {EL3, EL2};

    TLBIRecord r;
    r.op = TLBIOp\_VMALLS12;
    r.from_aarch64 = FALSE;
    r.security = security;
    r.regime = regime;
    r.level = TLBILevel\_Any;
    r.vmid = vmid;
    r.use_vmid = TRUE;
    r.attr = attr;

    TLBI(r);
    if broadcast != Broadcast\_NSH then BroadcastTLBI(broadcast, r);
    return;
```

Library pseudocode for aarch32/functions/v6simd/Sat

```
// Sat()
// =====

bits(N) Sat(integer i, integer N, boolean unsigned)
    result = if unsigned then UnsignedSat(i, N) else SignedSat(i, N);
    return result;
```


Library pseudocode for aarch32/ic/AArch32.IC

```
// AArch32.IC()
// =====
// Perform Instruction Cache Operation.

AArch32.IC(CacheOpScope opscope)
    regval = bits(32) UNKNOWN;
    AArch32.IC(regval, opscope);

// AArch32.IC()
// =====
// Perform Instruction Cache Operation.

AArch32.IC(bits(32) regval, CacheOpScope opscope)
    CacheRecord cache;

    cache.acctype = AccessType_IC;
    cache.cachetype = CacheType_Instruction;
    cache.cacheop = CacheOp_Invalidate;
    cache.opscope = opscope;
    cache.security = SecurityStateAtEL(PSTATE.EL);

    if opscope IN {CacheOpScope_ALLU, CacheOpScope_ALLUIS} then
        if opscope == CacheOpScope_ALLUIS then
            cache.shareability = Shareability_ISH;
        else
            cache.shareability = Shareability_NSH;
        cache.regval = ZeroExtend(regval, 64);
        CACHE_OP(cache);
    else
        assert opscope == CacheOpScope_PoU;

        if EL2Enabled() then
            if PSTATE.EL IN {EL0, EL1} then
                cache.is_vmid_valid = TRUE;
                cache.vmid = VMID[];
            else
                cache.is_vmid_valid = FALSE;
        else
            cache.is_vmid_valid = FALSE;

        if PSTATE.EL == EL0 then
            cache.is_asid_valid = TRUE;
            cache.asid = ASID[];
        else
            cache.is_asid_valid = FALSE;

        need_translate = ICInstNeedsTranslation(opscope);

        cache.shareability = Shareability_NSH;
        cache.vaddress = ZeroExtend(regval, 64);
        cache.translated = need_translate;

        if !need_translate then
            cache.paddress = FullAddress UNKNOWN;
            CACHE_OP(cache);
            return;

        constant integer size = 0;
        constant boolean aligned = TRUE;
        constant AccessDescriptor accdesc = CreateAccDescIC(cache);
        constant AddressDescriptor memaddrdesc = AArch32.TranslateAddress(regval, accdesc, aligned,
                                                                           size);

        if IsFault(memaddrdesc) then
            AArch32.Abort(memaddrdesc.fault);

        cache.paddress = memaddrdesc.paddress;
        CACHE_OP(cache);
    return;
```

Library pseudocode for aarch32/predictionrestrict/AArch32.RestrictPrediction

```
// AArch32.RestrictPrediction()
// =====
// Clear all predictions in the context.

AArch32.RestrictPrediction(bits(32) val, RestrictType restriction)

    ExecutionCntxt c;
    target_el      = val<25:24>;

    // If the target EL is not implemented or the instruction is executed at an
    // EL lower than the specified level, the instruction is treated as a NOP.
    if !HaveEL(target_el) || UInt(target_el) > UInt(PSTATE.EL) then ExecuteAsNOP();

    constant bit ns = val<26>;
    constant bit nse = bit UNKNOWN;
    ss = TargetSecurityState(ns, nse);

    c.security = ss;
    c.target_el = target_el;

    if EL2Enabled() then
        if PSTATE.EL IN {EL0, EL1} then
            c.is_vmid_valid = TRUE;
            c.all_vmid      = FALSE;
            c.vmid          = VMID[];

            elseif target_el IN {EL0, EL1} then
                c.is_vmid_valid = TRUE;
                c.all_vmid      = val<27> == '1';
                c.vmid          = ZeroExtend(val<23:16>, 16);           // Only valid if val<27> == '0';
            else
                c.is_vmid_valid = FALSE;
        else
            c.is_vmid_valid = FALSE;

    if PSTATE.EL == EL0 then
        c.is_asid_valid = TRUE;
        c.all_asid      = FALSE;
        c.asid          = ASID[];

    elseif target_el == EL0 then
        c.is_asid_valid = TRUE;
        c.all_asid      = val<8> == '1';
        c.asid          = ZeroExtend(val<7:0>, 16);           // Only valid if val<8> == '0';

    else
        c.is_asid_valid = FALSE;

    c.restriction = restriction;
    RESTRICT_PREDICTIONS(c);
```



```

// AArch32.DefaultTEXDecode()
// =====
// Apply short-descriptor format memory region attributes, without TEX remap

MemoryAttributes AArch32.DefaultTEXDecode(bits(3) TEX_in, bit c_in, bit b_in, bit s)
    MemoryAttributes memattrs;
    bits(3) TEX = TEX_in;
    bit c = c_in;
    bit b = b_in;

    // Reserved values map to allocated values
    if (TEX == '001' && c:b == '01') || (TEX == '010' && c:b != '00') || TEX == '011' then
        bits(5) texcb;
        (-, texcb) = ConstrainUnpredictableBits(Unpredictable\_RESTEXCB, 5);
        TEX = texcb<4:2>; c = texcb<1>; b = texcb<0>;

    // Distinction between Inner Shareable and Outer Shareable is not supported in this format
    // A memory region is either Non-shareable or Outer Shareable
    case TEX:c:b of
        when '00000'
            // Device-nGnRnE
            memattrs.memtype = MemType\_Device;
            memattrs.device = DeviceType\_nGnRnE;
            memattrs.shareability = Shareability\_OSH;
        when '00001', '01000'
            // Device-nGnRE
            memattrs.memtype = MemType\_Device;
            memattrs.device = DeviceType\_nGnRE;
            memattrs.shareability = Shareability\_OSH;
        when '00010'
            // Write-through Read allocate
            memattrs.memtype = MemType\_Normal;
            memattrs.inner.attrs = MemAttr\_WT;
            memattrs.inner.hints = MemHint\_RA;
            memattrs.outer.attrs = MemAttr\_WT;
            memattrs.outer.hints = MemHint\_RA;
            memattrs.shareability = if s == '1' then Shareability\_OSH else Shareability\_NSH;
        when '00011'
            // Write-back Read allocate
            memattrs.memtype = MemType\_Normal;
            memattrs.inner.attrs = MemAttr\_WB;
            memattrs.inner.hints = MemHint\_RA;
            memattrs.outer.attrs = MemAttr\_WB;
            memattrs.outer.hints = MemHint\_RA;
            memattrs.shareability = if s == '1' then Shareability\_OSH else Shareability\_NSH;
        when '00100'
            // Non-cacheable
            memattrs.memtype = MemType\_Normal;
            memattrs.inner.attrs = MemAttr\_NC;
            memattrs.outer.attrs = MemAttr\_NC;
            memattrs.shareability = Shareability\_OSH;
        when '00110'
            memattrs = MemoryAttributes IMPLEMENTATION_DEFINED;
        when '00111'
            // Write-back Read and Write allocate
            memattrs.memtype = MemType\_Normal;
            memattrs.inner.attrs = MemAttr\_WB;
            memattrs.inner.hints = MemHint\_RWA;
            memattrs.outer.attrs = MemAttr\_WB;
            memattrs.outer.hints = MemHint\_RWA;
            memattrs.shareability = if s == '1' then Shareability\_OSH else Shareability\_NSH;
        when '1xxxx'
            // Cacheable, TEX<1:0> = Outer attrs, {c,b} = Inner attrs
            memattrs.memtype = MemType\_Normal;
            memattrs.inner = DecodeSDFAttr(c:b);
            memattrs.outer = DecodeSDFAttr(TEX<1:0>);

            if memattrs.inner.attrs == MemAttr\_NC && memattrs.outer.attrs == MemAttr\_NC then
                memattrs.shareability = Shareability\_OSH;
            else

```

```

        memattrs.shareability = if s == '1' then Shareability\_OSH else Shareability\_NSH;
    otherwise
        // Reserved, handled above
        Unreachable();

    // The Transient hint is not supported in this format
    memattrs.inner.transient = FALSE;
    memattrs.outer.transient = FALSE;
    memattrs.tags
        = MemTag\_Untagged;

    if memattrs.inner.attrs == MemAttr\_WB && memattrs.outer.attrs == MemAttr\_WB then
        memattrs.xs = '0';
    else
        memattrs.xs = '1';

    return memattrs;

```

Library pseudocode for aarch32/translation/attrs/AArch32.MAIRAttr

```

// AArch32.MAIRAttr()
// =====
// Retrieve the memory attribute encoding indexed in the given MAIR

bits(8) AArch32.MAIRAttr(integer index, MAIRType mair)
    assert (index < 8);
    return Elem[mair, index, 8];

```

Library pseudocode for aarch32/translation/attrs/AArch32.RemappedTEXDecode

```
// AArch32.RemappedTEXDecode()
// =====
// Apply short-descriptor format memory region attributes, with TEX remap

MemoryAttributes AArch32.RemappedTEXDecode(Regime regime, bits(3) TEX, bit c, bit b, bit s)

MemoryAttributes memattrs;
PRRR_Type prrr;
NMRR_Type nmrr;

region = UInt(TEX<0>:c:b);          // TEX<2:1> are ignored in this mapping scheme
if region == 6 then
    return MemoryAttributes IMPLEMENTATION_DEFINED;

if regime == Regime\_EL30 then
    prrr = PRRR_S;
    nmrr = NMRR_S;
elseif HaveEL(EL3) && ELUsingAArch32(EL3) then
    prrr = PRRR_NS;
    nmrr = NMRR_NS;
else
    prrr = PRRR;
    nmrr = NMRR;

constant integer base = 2 * region;
attrfield = Elem[prrr, region, 2];

if attrfield == '11' then          // Reserved, maps to allocated value
    (-, attrfield) = ConstrainUnpredictableBits(Unpredictable\_RESPPRR, 2);

case attrfield of
    when '00'                      // Device-nGnRnE
        memattrs.memtype           = MemType\_Device;
        memattrs.device            = DeviceType\_nGnRnE;
        memattrs.shareability     = Shareability\_OSH;
    when '01'                      // Device-nGnRE
        memattrs.memtype           = MemType\_Device;
        memattrs.device            = DeviceType\_nGnRE;
        memattrs.shareability     = Shareability\_OSH;
    when '10'
        NSn = if s == '0' then prrr.NS0 else prrr.NS1;
        NOSm = prrr<region+24> AND NSn;
        IRn = nmrr<base+1:base>;
        ORn = nmrr<base+17:base+16>;

        memattrs.memtype = MemType\_Normal;
        memattrs.inner    = DecodeSDFAttr(IRn);
        memattrs.outer    = DecodeSDFAttr(ORn);
        if memattrs.inner.attrs == MemAttr\_NC && memattrs.outer.attrs == MemAttr\_NC then
            memattrs.shareability = Shareability\_OSH;
        else
            constant bits(2) sh = NSn:NOSm;
            memattrs.shareability = DecodeShareability(sh);
    when '11'
        Unreachable();

// The Transient hint is not supported in this format
memattrs.inner.transient = FALSE;
memattrs.outer.transient = FALSE;
memattrs.tags            = MemTag\_Untagged;

if memattrs.inner.attrs == MemAttr\_WB && memattrs.outer.attrs == MemAttr\_WB then
    memattrs.xs = '0';
else
    memattrs.xs = '1';

return memattrs;
```

Library pseudocode for aarch32/translation/debug/AArch32.CheckBreakpoint

```
// AArch32.CheckBreakpoint()
// =====
// Called before executing the instruction of length "size" bytes at "vaddress" in an AArch32
// translation regime, when either debug exceptions are enabled, or halting debug is enabled
// and halting is allowed.

FaultRecord AArch32.CheckBreakpoint(FaultRecord fault_in, bits(32) vaddress,
                                     AccessDescriptor accdesc, integer size)

    assert ELUsingAArch32(S1TranslationRegime());
    assert size IN {2,4};

    FaultRecord fault = fault_in;
    match = FALSE;
    mismatch = FALSE;
    BreakpointInfo brkptinfo;

    for i = 0 to NumBreakpointsImplemented() - 1
        brkptinfo = AArch32.BreakpointMatch(i, vaddress, accdesc, size);
        match = match || brkptinfo.match;
        mismatch = mismatch || brkptinfo.mismatch;

    if match && HaltOnBreakpointOrWatchpoint() then
        reason = DebugHalt\_Breakpoint;
        Halt(reason);
    elseif (match || mismatch) then
        fault.statuscode = Fault\_Debug;
        fault.debugmoe = DebugException\_Breakpoint;
        fault.vaddress = ZeroExtend(vaddress, 64);

    return fault;
```

Library pseudocode for aarch32/translation/debug/AArch32.CheckDebug

```
// AArch32.CheckDebug()
// =====
// Called on each access to check for a debug exception or entry to Debug state.

FaultRecord AArch32.CheckDebug(bits(32) vaddress, AccessDescriptor accdesc, integer size)

    FaultRecord fault = NoFault(accdesc, ZeroExtend(vaddress, 64));

    constant boolean d_side = (IsDataAccess(accdesc.acctype) || accdesc.acctype == AccessType\_DC);
    constant boolean i_side = (accdesc.acctype == AccessType\_IFETCH);
    generate_exception = AArch32.GenerateDebugExceptions() && DBGDSCRext.MDBGen == '1';
    halt = HaltOnBreakpointOrWatchpoint();
    // Relative priority of Vector Catch and Breakpoint exceptions not defined in the architecture
    vector_catch_first = ConstrainUnpredictableBool(Unpredictable\_BPVECTORCATCHPRI);

    if i_side && vector_catch_first && generate_exception then
        fault = AArch32.CheckVectorCatch(fault, vaddress, size);

    if fault.statuscode == Fault\_None && (generate_exception || halt) then
        if d_side then
            fault = AArch32.CheckWatchpoint(fault, vaddress, accdesc, size);
        elseif i_side then
            fault = AArch32.CheckBreakpoint(fault, vaddress, accdesc, size);

    if fault.statuscode == Fault\_None && i_side && !vector_catch_first && generate_exception then
        return AArch32.CheckVectorCatch(fault, vaddress, size);

    return fault;
```

Library pseudocode for aarch32/translation/debug/AArch32.CheckVectorCatch

```
// AArch32.CheckVectorCatch()
// =====
// Called before executing the instruction of length "size" bytes at "vaddress" in an AArch32
// translation regime, when debug exceptions are enabled.

FaultRecord AArch32.CheckVectorCatch(FaultRecord fault_in, bits(32) vaddress, integer size)
    assert ELUsingAArch32(S1TranslationRegime());

    FaultRecord fault = fault_in;
    match = AArch32.VCRMATCH(vaddress);
    if size == 4 && !match && AArch32.VCRMATCH(vaddress + 2) then
        match = ConstrainUnpredictableBool(Unpredictable_VCMATCHHALF);

    if match then
        fault.statuscode = Fault_Debug;
        fault.debugmoe = DebugException_VectorCatch;

    return fault;
```

Library pseudocode for aarch32/translation/debug/AArch32.CheckWatchpoint

```
// AArch32.CheckWatchpoint()
// =====
// Called before accessing the memory location of "size" bytes at "address",
// when either debug exceptions are enabled for the access, or halting debug
// is enabled and halting is allowed.

FaultRecord AArch32.CheckWatchpoint(FaultRecord fault_in, bits(32) vaddress,
                                     AccessDescriptor accdesc, integer size)
    assert ELUsingAArch32(S1TranslationRegime());
    FaultRecord fault = fault_in;
    boolean match = FALSE;

    if accdesc.acctype == AccessType_DC then
        if accdesc.cacheop != CacheOp_Invalidate then
            return fault;
        elsif !(boolean IMPLEMENTATION_DEFINED "DCIMVAC generates watchpoint") then
            return fault;
    elsif !IsDataAccess(accdesc.acctype) then
        return fault;

    for i = 0 to NumWatchpointsImplemented() - 1
        constant WatchpointInfo watchptinfo = AArch32.WatchpointMatch(i, vaddress, size, accdesc);
        match = match || watchptinfo.value_match;

    if match && HaltOnBreakpointOrWatchpoint() then
        reason = DebugHalt_Watchpoint;
        EDWAR = ZeroExtend(vaddress, 64);
        Halt(reason);
    elsif match then
        fault.statuscode = Fault_Debug;
        fault.debugmoe = DebugException_Watchpoint;
        fault.vaddress = ZeroExtend(vaddress, 64);

    return fault;
```


Library pseudocode for aarch32/translation/faults/AArch32.IPAIsOutOfRange

```
// AArch32.IPAIsOutOfRange()
// =====
// Check intermediate physical address bits not resolved by translation are ZERO

boolean AArch32.IPAIsOutOfRange(S2TTWParams walkparams, bits(40) ipa)
    // Input Address size
    constant iasize = AArch32.S2IASize(walkparams.t0sz);

    return iasize < 40 && !IsZero(ipa<39:iasize>);
```

Library pseudocode for aarch32/translation/faults/AArch32.S1HasAlignmentFaultDueToMemType

```
// AArch32.S1HasAlignmentFaultDueToMemType()
// =====
// Returns whether stage 1 output fails alignment requirement on data accesses to memory type

boolean AArch32.S1HasAlignmentFaultDueToMemType(AccessDescriptor accdesc, boolean aligned,
                                                bit ntlsmd, MemoryAttributes memattrs)

    if memattrs.memtype != MemType\_Device then
        return FALSE;
    elsif accdesc.a32lsmd && ntlsmd == '0' then
        return memattrs.device != DeviceType\_GRE;
    elsif accdesc.acctype == AccessType\_DCZero then
        return TRUE;
    elsif !aligned then
        return !(boolean IMPLEMENTATION_DEFINED "Device location supports unaligned access");
    else
        return FALSE;
```

Library pseudocode for aarch32/translation/faults/AArch32.S1LDHasPermissionsFault

```
// AArch32.S1LDHasPermissionsFault()
// =====
// Returns whether an access using stage 1 long-descriptor translation
// violates permissions of target memory

boolean AArch32.S1LDHasPermissionsFault(Regime regime, S1TTWParams walkparams, Permissions perms,
                                         MemType memtype, PASpace paspace, AccessDescriptor accdesc)

    bit r, w, x;
    bit pr, pw;
    bit ur, uw;
    bit xn;
    if HasUnprivileged(regime) then
        // Apply leaf permissions
        case perms.ap<2:1> of
            when '00' (pr,pw,ur,uw) = ('1','1','0','0'); // R/W at PL1 only
            when '01' (pr,pw,ur,uw) = ('1','1','1','1'); // R/W at any PL
            when '10' (pr,pw,ur,uw) = ('1','0','0','0'); // RO at PL1 only
            when '11' (pr,pw,ur,uw) = ('1','0','1','0'); // RO at any PL

        // Apply hierarchical permissions
        case perms.ap_table of
            when '00' (pr,pw,ur,uw) = ( pr, pw, ur, uw); // No effect
            when '01' (pr,pw,ur,uw) = ( pr, pw, '0','0'); // Privileged access
            when '10' (pr,pw,ur,uw) = ( pr, '0', ur, '0'); // Read-only
            when '11' (pr,pw,ur,uw) = ( pr, '0', '0','0'); // Read-only, privileged access

        xn = perms.xn OR perms.xn_table;
        pxn = perms.pxn OR perms.pxn_table;

        ux = ur AND NOT(xn OR (uw AND walkparams.wxn));
        px = pr AND NOT(xn OR pxn OR (pw AND walkparams.wxn) OR (uw AND walkparams.uwxn));

        if IsFeatureImplemented(FEAT_PAN) && accdesc.pan then
            pan = PSTATE.PAN AND (ur OR uw);
            pr = pr AND NOT(pan);
            pw = pw AND NOT(pan);

        (r,w,x) = if accdesc.el == ELO then (ur,uw,ux) else (pr,pw,px);

        // Prevent execution from Non-secure space by PE in Secure state if SIF is set
        if accdesc.ss == SS Secure && paspace == PAS NonSecure then
            x = x AND NOT(walkparams.sif);
    else
        // Apply leaf permissions
        case perms.ap<2> of
            when '0' (r,w) = ('1','1'); // No effect
            when '1' (r,w) = ('1','0'); // Read-only

        // Apply hierarchical permissions
        case perms.ap_table<1> of
            when '0' (r,w) = ( r, w ); // No effect
            when '1' (r,w) = ( r, '0'); // Read-only

        xn = perms.xn OR perms.xn_table;
        x = NOT(xn OR (w AND walkparams.wxn));

    if accdesc.acctype == AccessType IFETCH then
        constraint = ConstrainUnpredictable(Unpredictable INSTRDEVICE);
        if constraint == Constraint FAULT && memtype == MemType Device then
            return TRUE;
        else
            return x == '0';
    elsif accdesc.acctype IN {AccessType IC, AccessType DC} then
        return FALSE;
    elsif accdesc.write then
        return w == '0';
    else
        return r == '0';
```

Library pseudocode for aarch32/translation/faults/AArch32.S1SDHasPermissionsFault

```
// AArch32.S1SDHasPermissionsFault()
// =====
// Returns whether an access using stage 1 short-descriptor translation
// violates permissions of target memory

boolean AArch32.S1SDHasPermissionsFault(Regime regime, Permissions perms_in, MemType memtype,
                                         PASpace paspace, AccessDescriptor accdesc)

    Permissions perms = perms_in;
    bit pr, pw;
    bit ur, uw;
    SCTLR_Type sctlr;
    if regime == Regime\_EL30 then
        sctlr = SCTLR_S;
    elsif HaveEL(EL3) && ELUsingAArch32(EL3) then
        sctlr = SCTLR_NS;
    else
        sctlr = SCTLR;

    if sctlr.AFE == '0' then
        // Map Reserved encoding '100'
        if perms.ap == '100' then
            perms.ap = bits(3) IMPLEMENTATION_DEFINED "Reserved short descriptor AP encoding";

        case perms.ap of
            when '000' (pr,pw,ur,uw) = ('0','0','0','0'); // No access
            when '001' (pr,pw,ur,uw) = ('1','1','0','0'); // R/W at PL1 only
            when '010' (pr,pw,ur,uw) = ('1','1','1','0'); // R/W at PL1, RO at PL0
            when '011' (pr,pw,ur,uw) = ('1','1','1','1'); // R/W at any PL
            // '100' is reserved
            when '101' (pr,pw,ur,uw) = ('1','0','0','0'); // RO at PL1 only
            when '110' (pr,pw,ur,uw) = ('1','0','1','0'); // RO at any PL (deprecated)
            when '111' (pr,pw,ur,uw) = ('1','0','1','0'); // RO at any PL
        else // Simplified access permissions model
            case perms.ap<2:1> of
                when '00' (pr,pw,ur,uw) = ('1','1','0','0'); // R/W at PL1 only
                when '01' (pr,pw,ur,uw) = ('1','1','1','1'); // R/W at any PL
                when '10' (pr,pw,ur,uw) = ('1','0','0','0'); // RO at PL1 only
                when '11' (pr,pw,ur,uw) = ('1','0','1','0'); // RO at any PL

    ux = ur AND NOT(perms.xn OR (uw AND sctlr.WXN));
    px = pr AND NOT(perms.xn OR perms.pxn OR (pw AND sctlr.WXN) OR (uw AND sctlr.UWXN));

    if IsFeatureImplemented(FEAT_PAN) && accdesc.pan then
        pan = PSTATE.PAN AND (ur OR uw);
        pr = pr AND NOT(pan);
        pw = pw AND NOT(pan);

    (r,w,x) = if accdesc.el == EL0 then (ur,uw,ux) else (pr,pw,px);

    // Prevent execution from Non-secure space by PE in Secure state if SIF is set
    if accdesc.ss == SS\_Secure && paspace == PAS\_NonSecure then
        x = x AND NOT(if ELUsingAArch32(EL3) then SCR.SIF else SCR_EL3.SIF);

    if accdesc.acctype == AccessType\_IFETCH then
        if (memtype == MemType\_Device &&
            ConstrainUnpredictable(Unpredictable\_INSTRDEVICE) == Constraint\_FAULT) then
            return TRUE;
        else
            return x == '0';
    elsif accdesc.acctype IN {AccessType\_IC, AccessType\_DC} then
        return FALSE;
    elsif accdesc.write then
        return w == '0';
    else
        return r == '0';
```

Library pseudocode for aarch32/translation/faults/AArch32.S2HasAlignmentFaultDueToMemType

```
// AArch32.S2HasAlignmentFaultDueToMemType()
// =====
// Returns whether stage 2 output fails alignment requirement on data accesses due to memory type

boolean AArch32.S2HasAlignmentFaultDueToMemType(AccessDescriptor accdesc, boolean aligned,
MemoryAttributes memattrs)

    if memattrs.memtype != MemType\_Device then
        return FALSE;
    elsif accdesc.acctype == AccessType\_DCZero then
        return TRUE;
    elsif !aligned then
        return !(boolean IMPLEMENTATION_DEFINED "Device location supports unaligned access");
    else
        return FALSE;
```

Library pseudocode for aarch32/translation/faults/AArch32.S2HasPermissionsFault

```
// AArch32.S2HasPermissionsFault()
// =====
// Returns whether stage 2 access violates permissions of target memory

boolean AArch32.S2HasPermissionsFault(S2TTWParams walkparams, Permissions perms, MemType memtype,
AccessDescriptor accdesc)

    bit px;
    bit ux;
    r = perms.s2ap<0>;
    w = perms.s2ap<1>;
    bit x;
    if IsFeatureImplemented(FEAT_XNX) then
        case perms.s2xn:perms.s2xnx of
            when '00' (px, ux) = ( r, r );
            when '01' (px, ux) = ('0', r );
            when '10' (px, ux) = ('0', '0');
            when '11' (px, ux) = ( r, '0');

        x = if accdesc.el == EL0 then ux else px;
    else
        x = r AND NOT(perms.s2xn);

    if accdesc.acctype == AccessType\_TTW then
        return (walkparams.ptw == '1' && memtype == MemType\_Device) || r == '0';

    elsif accdesc.acctype == AccessType\_IFETCH then
        constraint = ConstrainUnpredictable(Unpredictable\_INSTRDEVICE);
        return (constraint == Constraint\_FAULT && memtype == MemType\_Device) || x == '0';

    elsif accdesc.acctype IN {AccessType\_IC, AccessType\_DC} then
        return FALSE;

    elsif accdesc.write then
        return w == '0';

    else
        return r == '0';
```

Library pseudocode for aarch32/translation/faults/AArch32.S2InconsistentSL

```
// AArch32.S2InconsistentSL()
// =====
// Detect inconsistent configuration of stage 2 T0SZ and SL fields

boolean AArch32.S2InconsistentSL(S2TTWParams walkparams)
    startlevel = AArch32.S2StartLevel(walkparams.sl0);
    levels     = FINAL\_LEVEL - startlevel;
    granulebits = TGxGranuleBits(walkparams.tgx);
    stride      = granulebits - 3;

    // Input address size must at least be large enough to be resolved from the start level
    sl_min_iasize = (
        levels * stride // Bits resolved by table walk, except initial level
        + granulebits    // Bits directly mapped to output address
        + 1);           // At least 1 more bit to be decoded by initial level

    // Can accomodate 1 more stride in the level + concatenation of up to 2^4 tables
    sl_max_iasize = sl_min_iasize + (stride-1) + 4;
    // Configured Input Address size
    iasize        = AArch32.S2IASize(walkparams.t0sz);

    return iasize < sl_min_iasize || iasize > sl_max_iasize;
```

Library pseudocode for aarch32/translation/faults/AArch32.VAIsOutOfRange

```
// AArch32.VAIsOutOfRange()
// =====
// Check virtual address bits not resolved by translation are identical
// and of accepted value

boolean AArch32.VAIsOutOfRange(Regime regime, S1TTWParams walkparams, bits(32) va)
    if regime == Regime\_EL2 then
        // Input Address size
        constant iasize = AArch32.S1IASize(walkparams.t0sz);
        return walkparams.t0sz != '000' && !IsZero(va<31:iasize>);
    elseif walkparams.tlsz != '000' && walkparams.t0sz != '000' then
        // Lower range Input Address size
        constant lo_iasize = AArch32.S1IASize(walkparams.t0sz);
        // Upper range Input Address size
        constant up_iasize = AArch32.S1IASize(walkparams.tlsz);
        return !IsZero(va<31:lo_iasize>) && !IsOnes(va<31:up_iasize>);
    else
        return FALSE;
```

Library pseudocode for aarch32/translation/tlbcontext/AArch32.GetS1TLBContext

```
// AArch32.GetS1TLBContext()
// =====
// Gather translation context for accesses with VA to match against TLB entries

TLBContext AArch32.GetS1TLBContext(Regime regime, SecurityState ss, bits(32) va)
    TLBContext tlbcontext;

    case regime of
        when Regime\_EL2 tlbcontext = AArch32.TLBContextEL2(va);
        when Regime\_EL10 tlbcontext = AArch32.TLBContextEL10(ss, va);
        when Regime\_EL30 tlbcontext = AArch32.TLBContextEL30(va);

    tlbcontext.includes_s1 = TRUE;
    // The following may be amended for EL1&0 Regime if caching of stage 2 is successful
    tlbcontext.includes_s2 = FALSE;
    return tlbcontext;
```

Library pseudocode for aarch32/translation/tlbcontext/AArch32.GetS2TLBContext

```
// AArch32.GetS2TLBContext()
// =====
// Gather translation context for accesses with IPA to match against TLB entries

TLBContext AArch32.GetS2TLBContext(FullAddress ipa)
    assert ipa.paspace == PAS_NonSecure;

    TLBContext tlbcontext;

    tlbcontext.ss          = SS_NonSecure;
    tlbcontext.regime      = Regime_EL10;
    tlbcontext.ipaspace    = ipa.paspace;
    tlbcontext.vmid        = ZeroExtend(VTTBR.VMID, 16);
    tlbcontext.tg          = TGx_4KB;
    tlbcontext.includes_s1 = FALSE;
    tlbcontext.includes_s2 = TRUE;
    tlbcontext.ia          = ZeroExtend(ipa.address, 64);
    tlbcontext.cnp         = if IsFeatureImplemented(FEAT_TTCNP) then VTTBR.CnP else '0';

    return tlbcontext;
```

Library pseudocode for aarch32/translation/tlbcontext/AArch32.TLBContextEL10

```
// AArch32.TLBContextEL10()
// =====
// Gather translation context for accesses under EL10 regime
// (PL10 when EL3 is A64) to match against TLB entries

TLBContext AArch32.TLBContextEL10(SecurityState ss, bits(32) va)
    TLBContext tlbcontext;
    TTBCR_Type ttbcr;
    TTBR0_Type ttbr0;
    TTBR1_Type ttbr1;
    CONTEXTIDR_Type contextidr;

    if HaveEL(EL3) && ELUsingAArch32(EL3) then
        ttbcr = TTBCR_NS;
        ttbr0 = TTBR0_NS;
        ttbr1 = TTBR1_NS;
        contextidr = CONTEXTIDR_NS;
    else
        ttbcr = TTBCR;
        ttbr0 = TTBR0;
        ttbr1 = TTBR1;
        contextidr = CONTEXTIDR;

    tlbcontext.ss = ss;
    tlbcontext.regime = Regime\_EL10;

    if AArch32.EL2Enabled(ss) then
        tlbcontext.vmid = ZeroExtend(VTTBR.VMID, 16);

    if ttbcr.EAE == '1' then
        tlbcontext.asid = ZeroExtend(if ttbcr.A1 == '0' then ttbr0.ASID else ttbr1.ASID, 16);
    else
        tlbcontext.asid = ZeroExtend(contextidr.ASID, 16);

    tlbcontext.tg = TGx\_4KB;
    tlbcontext.ia = ZeroExtend(va, 64);

    if IsFeatureImplemented(FEAT_TTCNP) && ttbcr.EAE == '1' then
        if AArch32.GetVARange(va, ttbcr.T0SZ, ttbcr.T1SZ) == VARange\_LOWER then
            tlbcontext.cnp = ttbr0.CnP;
        else
            tlbcontext.cnp = ttbr1.CnP;
    else
        tlbcontext.cnp = '0';

    return tlbcontext;
```

Library pseudocode for aarch32/translation/tlbcontext/AArch32.TLBContextEL2

```
// AArch32.TLBContextEL2()
// =====
// Gather translation context for accesses under EL2 regime to match against TLB entries

TLBContext AArch32.TLBContextEL2(bits(32) va)
    TLBContext tlbcontext;

    tlbcontext.ss = SS\_NonSecure;
    tlbcontext.regime = Regime\_EL2;
    tlbcontext.ia = ZeroExtend(va, 64);
    tlbcontext.tg = TGx\_4KB;
    tlbcontext.cnp = if IsFeatureImplemented(FEAT_TTCNP) then HTTBR.CnP else '0';

    return tlbcontext;
```

Library pseudocode for aarch32/translation/tlbcontext/AArch32.TLBContextEL30

```
// AArch32.TLBContextEL30()
// =====
// Gather translation context for accesses under EL30 regime
// (PL10 in Secure state and EL3 is A32) to match against TLB entries

TLBContext AArch32.TLBContextEL30(bits(32) va)
    TLBContext tlbcontext;

    tlbcontext.ss      = SS\_Secure;
    tlbcontext.regime = Regime\_EL30;

    if TTBCR_S.EAE == '1' then
        tlbcontext.asid = ZeroExtend(if TTBCR_S.A1 == '0' then TTBR0_S.ASID else TTBR1_S.ASID, 16);
    else
        tlbcontext.asid = ZeroExtend(CONTEXTIDR_S.ASID, 16);

    tlbcontext.tg = TGx\_4KB;
    tlbcontext.ia = ZeroExtend(va, 64);

    if IsFeatureImplemented(FEAT_TTCNP) && TTBCR_S.EAE == '1' then
        if AArch32.GetVARange(va, TTBCR_S.T0SZ, TTBCR_S.T1SZ) == VARange\_LOWER then
            tlbcontext.cnp = TTBR0_S.CnP;
        else
            tlbcontext.cnp = TTBR1_S.CnP;
    else
        tlbcontext.cnp = '0';

    return tlbcontext;
```

Library pseudocode for aarch32/translation/translation/AArch32.EL2Enabled

```
// AArch32.EL2Enabled()
// =====
// Returns whether EL2 is enabled for the given Security State

boolean AArch32.EL2Enabled(SecurityState ss)
    if ss == SS\_Secure then
        if !(HaveEL(EL2) && IsFeatureImplemented(FEAT_SEL2)) then
            return FALSE;
        elsif HaveEL(EL3) then
            return SCR_EL3.EEL2 == '1';
        else
            return boolean IMPLEMENTATION_DEFINED "Secure-only implementation";
    else
        return HaveEL(EL2);
```


Library pseudocode for aarch32/translation/translation/AArch32.FullTranslate

```
// AArch32.FullTranslate()
// =====
// Perform address translation as specified by VMSA-A32

AddressDescriptor AArch32.FullTranslate(bits(32) va, AccessDescriptor accdesc, boolean aligned)

    // Prepare fault fields in case a fault is detected
    FaultRecord fault = NoFault(accdesc, ZeroExtend(va, 64));
    constant Regime regime = TranslationRegime(accdesc.el);

    // First Stage Translation
    AddressDescriptor ipa;
    if regime == Regime\_EL2 || TTBCR.EAE == '1' then
        (fault, ipa) = AArch32.S1TranslateLD(fault, regime, va, aligned, accdesc);
    else
        (fault, ipa, -) = AArch32.S1TranslateSD(fault, regime, va, aligned, accdesc);

    if fault.statuscode != Fault\_None then
        return CreateFaultyAddressDescriptor(ZeroExtend(va, 64), fault);

    if regime == Regime\_EL10 && EL2Enabled() then
        ipa.vaddress = ZeroExtend(va, 64);
        AddressDescriptor pa;
        (fault, pa) = AArch32.S2Translate(fault, ipa, aligned, accdesc);

        if fault.statuscode != Fault\_None then
            return CreateFaultyAddressDescriptor(ZeroExtend(va, 64), fault);
        else
            return pa;
    else
        return ipa;
```

Library pseudocode for aarch32/translation/translation/AArch32.OutputDomain

```
// AArch32.OutputDomain()
// =====
// Determine the domain the translated output address

bits(2) AArch32.OutputDomain(Regime regime, bits(4) domain)
    bits(2) Dn;
    if regime == Regime\_EL30 then
        Dn = Elem[DACR_S, UInt(domain), 2];
    elsif HaveEL(EL3) && ELUsingAArch32(EL3) then
        Dn = Elem[DACR_NS, UInt(domain), 2];
    else
        Dn = Elem[DACR, UInt(domain), 2];

    if Dn == '10' then
        // Reserved value maps to an allocated value
        (-, Dn) = ConstrainUnpredictableBits(Unpredictable\_RESDACR, 2);

    return Dn;
```



```

// AArch32.S1DisabledOutput()
// =====
// Flat map the VA to IPA/PA, depending on the regime, assigning default memory attributes

(FaultRecord, AddressDescriptor) AArch32.S1DisabledOutput(FaultRecord fault_in, Regime regime,
                                                         bits(32) va, boolean aligned,
                                                         AccessDescriptor accdesc)

FaultRecord fault = fault_in;
// No memory page is guarded when stage 1 address translation is disabled
SetInGuardedPage(FALSE);

MemoryAttributes memattrs;
bit default_cacheable;
if regime == Regime\_EL10 && AArch32.EL2Enabled(accdesc.ss) then
    if ELStateUsingAArch32(EL2, accdesc.ss == SS\_Secure) then
        default_cacheable = HCR.DC;
    else
        default_cacheable = HCR_EL2.DC;
else
    default_cacheable = '0';

if default_cacheable == '1' then
    // Use default cacheable settings
    memattrs.memtype = MemType\_Normal;
    memattrs.inner.attrs = MemAttr\_WB;
    memattrs.inner.hints = MemHint\_RWA;
    memattrs.outer.attrs = MemAttr\_WB;
    memattrs.outer.hints = MemHint\_RWA;
    memattrs.shareability = Shareability\_NSH;
    if (EL2Enabled() && !ELStateUsingAArch32(EL2, accdesc.ss == SS\_Secure) &&
        IsFeatureImplemented(FEAT_MTE2) && HCR_EL2.DCT == '1') then
        memattrs.tags = MemTag\_AllocationTagged;
    else
        memattrs.tags = MemTag\_Untagged;
    memattrs.xs = '0';
elseif accdesc.acctype == AccessType\_IFETCH then
    memattrs.memtype = MemType\_Normal;
    memattrs.shareability = Shareability\_OSH;
    memattrs.tags = MemTag\_Untagged;
    if AArch32.S1ICacheEnabled(regime) then
        memattrs.inner.attrs = MemAttr\_WT;
        memattrs.inner.hints = MemHint\_RA;
        memattrs.outer.attrs = MemAttr\_WT;
        memattrs.outer.hints = MemHint\_RA;
    else
        memattrs.inner.attrs = MemAttr\_NC;
        memattrs.outer.attrs = MemAttr\_NC;
    memattrs.xs = '1';
else
    // Treat memory region as Device
    memattrs.memtype = MemType\_Device;
    memattrs.device = DeviceType\_nGnRnE;
    memattrs.shareability = Shareability\_OSH;
    memattrs.tags = MemTag\_Untagged;
    memattrs.xs = '1';

bit ntlsmd;
if IsFeatureImplemented(FEAT_LSMAOC) then
    case regime of
        when Regime\_EL30 ntlsmd = SCTLR.S.nTLSMD;
        when Regime\_EL2 ntlsmd = HSCTLR.nTLSMD;
        when Regime\_EL10
            if HaveEL(EL3) && ELUsingAArch32(EL3) then
                ntlsmd = SCTLR_NS.nTLSMD;
            else
                ntlsmd = SCTLR.nTLSMD;
else
    ntlsmd = '1';

```

```

if AArch32.S1HasAlignmentFaultDueToMemType(accdesc, aligned, ntlsmd, memattrs) then
    fault.statuscode = Fault\_Alignment;
    return (fault, AddressDescriptor UNKNOWN);

FullAddress oa;
oa.address = ZeroExtend(va, 56);
oa.paspace = if accdesc.ss == SS\_Secure then PAS\_Secure else PAS\_NonSecure;
ipa = CreateAddressDescriptor(ZeroExtend(va, 64), oa, memattrs, accdesc);

return (fault, ipa);

```

Library pseudocode for aarch32/translation/translation/AArch32.S1Enabled

```

// AArch32.S1Enabled()
// =====
// Returns whether stage 1 translation is enabled for the active translation regime

boolean AArch32.S1Enabled(Regime regime, SecurityState ss)
    if regime == Regime\_EL2 then
        return HSCTLR.M == '1';
    elsif regime == Regime\_EL30 then
        return SCTLR_S.M == '1';
    elsif !AArch32.EL2Enabled(ss) then
        return (if HaveEL(EL3) && ELUsingAArch32(EL3) then SCTLR_NS.M else SCTLR.M) == '1';
    elsif ELStateUsingAArch32(EL2, ss == SS\_Secure) then
        if HaveEL(EL3) && ELUsingAArch32(EL3) then
            return HCR.<TGE,DC> == '00' && SCTLR_NS.M == '1';
        else
            return HCR.<TGE,DC> == '00' && SCTLR.M == '1';
    else
        return EL2Enabled() && HCR_EL2.<TGE,DC> == '00' && SCTLR.M == '1';

```

Library pseudocode for aarch32/translation/translation/AArch32.S1TranslateLD

```
// AArch32.S1TranslateLD()
// =====
// Perform a stage 1 translation using long-descriptor format mapping VA to IPA/PA
// depending on the regime

(FaultRecord, AddressDescriptor) AArch32.S1TranslateLD(FaultRecord fault_in, Regime regime,
                                                    bits(32) va, boolean aligned,
                                                    AccessDescriptor accdesc)

FaultRecord fault = fault_in;

if !AArch32.S1Enabled(regime, accdesc.ss) then
    return AArch32.S1DisabledOutput(fault, regime, va, aligned, accdesc);

walkparams = AArch32.GetS1TTWParams(regime, va);

if AArch32.VAIsOutOfRange(regime, walkparams, va) then
    fault.level = 1;
    fault.statuscode = Fault\_Translation;
    return (fault, AddressDescriptor UNKNOWN);

TTWState walkstate;
(fault, walkstate) = AArch32.S1WalkLD(fault, regime, walkparams, accdesc, va);

if fault.statuscode != Fault\_None then
    return (fault, AddressDescriptor UNKNOWN);

SetInGuardedPage(FALSE); // AArch32-VMSEA does not guard any pages

if AArch32.S1HasAlignmentFaultDueToMemType(accdesc, aligned, walkparams.ntlsmid,
                                           walkstate.memattr) then
    fault.statuscode = Fault\_Alignment;
elseif AArch32.S1LDHasPermissionsFault(regime, walkparams,
                                         walkstate.permissions,
                                         walkstate.memattr.memtype,
                                         walkstate.baseaddress.paspace,
                                         accdesc) then
    fault.statuscode = Fault\_Permission;

if fault.statuscode != Fault\_None then
    return (fault, AddressDescriptor UNKNOWN);

MemoryAttributes memattr;
if ((accdesc.acctype == AccessType\_IFETCH &&
    (walkstate.memattr.memtype == MemType\_Device || !AArch32.S1ICacheEnabled(regime))) ||
    (accdesc.acctype != AccessType\_IFETCH &&
    walkstate.memattr.memtype == MemType\_Normal && !AArch32.S1DCacheEnabled(regime))) then
    // Treat memory attributes as Normal Non-Cacheable
    memattr = NormalNCMemAttr();
    memattr.xs = walkstate.memattr.xs;
else
    memattr = walkstate.memattr;

// Shareability value of stage 1 translation subject to stage 2 is IMPLEMENTATION DEFINED
// to be either effective value or descriptor value
if (regime == Regime\_EL10 && AArch32.EL2Enabled(accdesc.ss) &&
    (if ELStateUsingAArch32(EL2, accdesc.ss==SS\_Secure) then HCR.VM else HCR_EL2.VM) == '1' &&
    !(boolean IMPLEMENTATION_DEFINED "Apply effective shareability at stage 1")) then
    memattr.shareability = walkstate.memattr.shareability;
else
    memattr.shareability = EffectiveShareability(memattr);

// Output Address
oa = StageOA(ZeroExtend(va, 64), walkparams.dl28, walkparams.tgx, walkstate);
ipa = CreateAddressDescriptor(ZeroExtend(va, 64), oa, memattr, accdesc);

return (fault, ipa);
```



```

// AArch32.S1TranslateSD()
// =====
// Perform a stage 1 translation using short-descriptor format mapping VA to IPA/PA
// depending on the regime

(FaultRecord, AddressDescriptor, SDType) AArch32.S1TranslateSD(FaultRecord fault_in, Regime regime,
                                                                bits(32) va, boolean aligned,
                                                                AccessDescriptor accdesc)

FaultRecord fault = fault_in;

if !AArch32.S1Enabled(regime, accdesc.ss) then
    AddressDescriptor ipa;
    (fault, ipa) = AArch32.S1DisabledOutput(fault, regime, va, aligned, accdesc);
    return (fault, ipa, SDType UNKNOWN);

TTWState walkstate;
(fault, walkstate) = AArch32.S1WalkSD(fault, regime, accdesc, va);

if fault.statuscode != Fault\_None then
    return (fault, AddressDescriptor UNKNOWN, SDType UNKNOWN);

domain = AArch32.OutputDomain(regime, walkstate.domain);
SetInGuardedPage(FALSE); // AArch32-VMSA does not guard any pages

bit ntlsmd;
if IsFeatureImplemented(FEAT_LSMAOC) then
    case regime of
        when Regime\_EL30 ntlsmd = SCTLR_S.nTLSMD;
        when Regime\_EL10
            if HaveEL(EL3) && ELUsingAArch32(EL3) then
                ntlsmd = SCTLR_NS.nTLSMD;
            else
                ntlsmd = SCTLR.nTLSMD;
    else
        ntlsmd = '1';

if AArch32.S1HasAlignmentFaultDueToMemType(accdesc, aligned, ntlsmd, walkstate.memattrs) then
    fault.statuscode = Fault\_Alignment;
elsif (! accdesc.acctype IN {AccessType\_IC, AccessType\_DC} &&
        domain == Domain\_NoAccess) then
    fault.statuscode = Fault\_Domain;
elsif domain == Domain\_Client then
    if AArch32.S1SDHasPermissionsFault(regime, walkstate.permissions,
                                         walkstate.memattrs.memtype,
                                         walkstate.baseaddress.paspace,
                                         accdesc) then
        fault.statuscode = Fault\_Permission;

if fault.statuscode != Fault\_None then
    fault.domain = walkstate.domain;
    return (fault, AddressDescriptor UNKNOWN, walkstate.sdftype);

MemoryAttributes memattrs;
if ((accdesc.acctype == AccessType\_IFETCH &&
     (walkstate.memattrs.memtype == MemType\_Device || !AArch32.S1ICacheEnabled(regime))) ||
    (accdesc.acctype != AccessType\_IFETCH &&
     walkstate.memattrs.memtype == MemType\_Normal && !AArch32.S1DCacheEnabled(regime))) then
    // Treat memory attributes as Normal Non-Cacheable
    memattrs = NormalNCMemAttr();
    memattrs.xs = walkstate.memattrs.xs;
else
    memattrs = walkstate.memattrs;

// Shareability value of stage 1 translation subject to stage 2 is IMPLEMENTATION DEFINED
// to be either effective value or descriptor value
if (regime == Regime\_EL10 && AArch32.EL2Enabled(accdesc.ss) &&
    (if ELStateUsingAArch32(EL2, accdesc.ss==SS\_Secure) then HCR.VM else HCR_EL2.VM) == '1' &&
    !(boolean IMPLEMENTATION_DEFINED "Apply effective shareability at stage 1")) then
    memattrs.shareability = walkstate.memattrs.shareability;

```

```
else
    memattrs.shareability = EffectiveShareability(memattrs);

// Output Address
oa = AArch32.SDStageOA(walkstate.baseaddress, va, walkstate.sdftype);
ipa = CreateAddressDescriptor(ZeroExtend(va, 64), oa, memattrs, accdesc);

return (fault, ipa, walkstate.sdftype);
```


Library pseudocode for aarch32/translation/translation/AArch32.S2Translate

```
// AArch32.S2Translate()
// =====
// Perform a stage 2 translation mapping an IPA to a PA

(FaultRecord, AddressDescriptor) AArch32.S2Translate(FaultRecord fault_in, AddressDescriptor ipa,
                                                    boolean aligned, AccessDescriptor accdesc)

    FaultRecord fault = fault_in;
    assert IsZero(ipa.paddress.address<55:40>);

    if !ELStateUsingAArch32(EL2, accdesc.ss == SS_Secure) then
        slaarch64 = FALSE;
        return AArch64.S2Translate(fault, ipa, slaarch64, aligned, accdesc);

    // Prepare fault fields in case a fault is detected
    fault.statuscode = Fault_None;
    fault.secondstage = TRUE;
    fault.s2fslwalk = accdesc.acctype == AccessType_TTW;
    fault.ipaddress = ipa.paddress;

    walkparams = AArch32.GetS2TTWParams();

    if walkparams.vm == '0' then
        // Stage 2 is disabled
        return (fault, ipa);

    if AArch32.IPAIsOutOfRange(walkparams, ipa.paddress.address<39:0>) then
        fault.statuscode = Fault_Translation;
        fault.level = 1;
        return (fault, AddressDescriptor UNKNOWN);

    TTWState walkstate;
    (fault, walkstate) = AArch32.S2Walk(fault, walkparams, accdesc, ipa);

    if fault.statuscode != Fault_None then
        return (fault, AddressDescriptor UNKNOWN);

    if AArch32.S2HasAlignmentFaultDueToMemType(accdesc, aligned, walkstate.memattrs) then
        fault.statuscode = Fault_Alignment;
    elseif AArch32.S2HasPermissionsFault(walkparams,
                                          walkstate.permissions,
                                          walkstate.memattrs.memtype,
                                          accdesc) then
        fault.statuscode = Fault_Permission;
    MemoryAttributes s2_memattrs;
    if ((accdesc.acctype == AccessType_TTW &&
        walkstate.memattrs.memtype == MemType_Device) ||
        (accdesc.acctype == AccessType_IFETCH &&
        (walkstate.memattrs.memtype == MemType_Device || HCR2.ID == '1')) ||
        (accdesc.acctype != AccessType_IFETCH &&
        walkstate.memattrs.memtype == MemType_Normal && HCR2.CD == '1')) then
        // Treat memory attributes as Normal Non-Cacheable
        s2_memattrs = NormalNCMemAttr();
        s2_memattrs.xs = walkstate.memattrs.xs;
    else
        s2_memattrs = walkstate.memattrs;

    s2aarch64 = FALSE;
    memattrs = S2CombineS1MemAttrs(ipa.memattrs, s2_memattrs, s2aarch64);
    ipa_64 = ZeroExtend(ipa.paddress.address<39:0>, 64);
    // Output Address
    oa = StageOA(ipa_64, walkparams.d128, walkparams.tgx, walkstate);
    pa = CreateAddressDescriptor(ipa.vaddress, oa, memattrs, accdesc);

    return (fault, pa);
```

Library pseudocode for aarch32/translation/translation/AArch32.SDStageOA

```
// AArch32.SDStageOA()
// =====
// Given the final walk state of a short-descriptor translation walk,
// map the untranslated input address bits to the base output address

FullAddress AArch32.SDStageOA(FullAddress baseaddress, bits(32) va, SDFType sdftype)
    constant integer tsize = SDFSSize(sdftype);

    // Output Address
    FullAddress oa;
    oa.address = baseaddress.address<55:tsize> : va<tsize-1:0>;
    oa.paspace = baseaddress.paspace;
    return oa;
```

Library pseudocode for aarch32/translation/translation/AArch32.TranslateAddress

```
// AArch32.TranslateAddress()
// =====
// Main entry point for translating an address

AddressDescriptor AArch32.TranslateAddress(bits(32) va, AccessDescriptor accdesc,
    boolean aligned, integer size)

    constant Regime regime = TranslationRegime(PSTATE.EL);
    if !RegimeUsingAArch32(regime) then
        return AArch64.TranslateAddress(ZeroExtend(va, 64), accdesc, aligned, size);

    AddressDescriptor result = AArch32.FullTranslate(va, accdesc, aligned);

    if !IsFault(result) then
        result.fault = AArch32.CheckDebug(va, accdesc, size);

    // Update virtual address for abort functions
    result.vaddress = ZeroExtend(va, 64);

    return result;
```

Library pseudocode for aarch32/translation/translation/SDFSSize

```
// SDFSSize()
// =====
// Returns the short-descriptor format translation granule size

AddressSize SDFSSize(SDFType sdftype)
    case sdftype of
        when SDFType_SmallPage      return 12;
        when SDFType_LargePage      return 16;
        when SDFType_Section        return 20;
        when SDFType_Supersection   return 24;
        otherwise Unreachable();
```

Library pseudocode for aarch32/translation/walk/AArch32.DecodeDescriptorTypeLD

```
// AArch32.DecodeDescriptorTypeLD()
// =====
// Determine whether the long-descriptor is a page, block or table

DescriptorType AArch32.DecodeDescriptorTypeLD(bits(64) descriptor, integer level)
    if descriptor<1:0> == '11' && level == FINAL_LEVEL then
        return DescriptorType_Leaf;
    elsif descriptor<1:0> == '11' then
        return DescriptorType_Table;
    elsif descriptor<1:0> == '01' && level != FINAL_LEVEL then
        return DescriptorType_Leaf;
    else
        return DescriptorType_Invalid;
```

Library pseudocode for aarch32/translation/walk/AArch32.DecodeDescriptorTypeSD

```
// AArch32.DecodeDescriptorTypeSD()
// =====
// Determine the type of the short-descriptor

SDFType AArch32.DecodeDescriptorTypeSD(bits(32) descriptor, integer level)
    if level == 1 && descriptor<1:0> == '01' then
        return SDFType\_Table;
    elsif level == 1 && descriptor<18,1> == '01' then
        return SDFType\_Section;
    elsif level == 1 && descriptor<18,1> == '11' then
        return SDFType\_Supersection;
    elsif level == 2 && descriptor<1:0> == '01' then
        return SDFType\_LargePage;
    elsif level == 2 && descriptor<1:0> == '1x' then
        return SDFType\_SmallPage;
    else
        return SDFType\_Invalid;
```

Library pseudocode for aarch32/translation/walk/AArch32.S1IASize

```
// AArch32.S1IASize()
// =====
// Retrieve the number of bits containing the input address for stage 1 translation

AddressSize AArch32.S1IASize(bits(3) txsz)
    return 32 - UInt(txsz);
```



```

// AArch32.S1WalkLD()
// =====
// Traverse stage 1 translation tables in long format to obtain the final descriptor

(FaultRecord, TTWState) AArch32.S1WalkLD(FaultRecord fault_in, Regime regime,
                                         S1TTWParams walkparams, AccessDescriptor accdesc,
                                         bits(32) va)

FaultRecord fault = fault_in;
bits(3) txsz;
bits(64) ttbr;
bit epd;
VARange varange;
if regime == Regime EL2 then
    ttbr = HTTBR;
    txsz = walkparams.t0sz;
    varange = VARange LOWER;
else
    varange = AArch32.GetVARange(va, walkparams.t0sz, walkparams.t1sz);
    bits(64) ttbr0;
    bits(64) ttbr1;
    TTBCR_Type ttbcr;
    if regime == Regime EL30 then
        ttbcr = TTBCR_S;
        ttbr0 = TTBR0_S;
        ttbr1 = TTBR1_S;
    elseif HaveEL(EL3) && ELUsingAArch32(EL3) then
        ttbcr = TTBCR_NS;
        ttbr0 = TTBR0_NS;
        ttbr1 = TTBR1_NS;
    else
        ttbcr = TTBCR;
        ttbr0 = TTBR0;
        ttbr1 = TTBR1;

    assert ttbcr.EAE == '1';
    if varange == VARange LOWER then
        txsz = walkparams.t0sz;
        ttbr = ttbr0;
        epd = ttbcr.EPD0;
    else
        txsz = walkparams.t1sz;
        ttbr = ttbr1;
        epd = ttbcr.EPD1;

if regime != Regime EL2 && epd == '1' then
    fault.level = 1;
    fault.statuscode = Fault Translation;
    return (fault, TTWState UNKNOWN);

// Input Address size
iasize = AArch32.S1IASize(txsz);
granulebits = TGxGranuleBits(walkparams.tgx);
stride = granulebits - 3;
startlevel = FINAL\_LEVEL - (((iasize-1) - granulebits) DIV stride);
levels = FINAL\_LEVEL - startlevel;

if !IsZero(ttbr<47:40>) then
    fault.statuscode = Fault AddressSize;
    fault.level = 0;
    return (fault, TTWState UNKNOWN);

FullAddress baseaddress;
constant baselsb = (iasize - (levels*stride + granulebits)) + 3;
baseaddress.paspace = if accdesc.ss == SS Secure then PAS Secure else PAS NonSecure;
baseaddress.address = ZeroExtend(ttbr<39:baselsb>:Zeros(baselsb), 56);

TTWState walkstate;
walkstate.baseaddress = baseaddress;
walkstate.level = startlevel;
walkstate.istable = TRUE;

```

```

// In regimes that support global and non-global translations, translation
// table entries from lookup levels other than the final level of lookup
// are treated as being non-global
walkstate.nG          = if HasUnprivileged(regime) then '1' else '0';
walkstate.memattrs    = WalkMemAttrs(walkparams.sh, walkparams.irgn, walkparams.orgn);
walkstate.permissions.ap_table = '00';
walkstate.permissions.xn_table = '0';
walkstate.permissions.pxn_table = '0';

bits(64) descriptor;
AddressDescriptor walkaddress;

walkaddress.vaddress = ZeroExtend(va, 64);

if !AArch32.S1DCacheEnabled(regime) then
    walkaddress.memattrs = NormalNCMemAttr();
    walkaddress.memattrs.xs = walkstate.memattrs.xs;
else
    walkaddress.memattrs = walkstate.memattrs;

// Shareability value of stage 1 translation subject to stage 2 is IMPLEMENTATION DEFINED
// to be either effective value or descriptor value
if (regime == Regime\_EL10 && AArch32.EL2Enabled(accdesc.ss) &&
    (if ELStateUsingAArch32(EL2, accdesc.ss==SS\_Secure) then HCR.VM else HCR_EL2.VM) == '1' &&
    !(boolean IMPLEMENTATION_DEFINED "Apply effective shareability at stage 1")) then
    walkaddress.memattrs.shareability = walkstate.memattrs.shareability;
else
    walkaddress.memattrs.shareability = EffectiveShareability(walkaddress.memattrs);

DescriptorType desctype;
integer msb_residual = iasize - 1;
repeat
    fault.level = walkstate.level;
    constant indexlsb = (FINAL\_LEVEL - walkstate.level)*stride + granulebits;
    constant indexmsb = msb_residual;
    constant bits(40) index = ZeroExtend(va<indexmsb:indexlsb>:'000', 40);

    walkaddress.paddress.address = walkstate.baseaddress.address OR ZeroExtend(index, 56);
    walkaddress.paddress.paspace = walkstate.baseaddress.paspace;

    constant boolean toplevel = walkstate.level == startlevel;
    constant AccessDescriptor walkaccess = CreateAccDescS1TTW(toplevel, varange, accdesc);
    // If there are two stages of translation, then the first stage table walk addresses
    // are themselves subject to translation
    if regime == Regime\_EL10 && AArch32.EL2Enabled(accdesc.ss) then
        s2aligned = TRUE;
        (s2fault, s2walkaddress) = AArch32.S2Translate(fault, walkaddress, s2aligned,
                                                    walkaccess);

        // Check for a fault on the stage 2 walk
        if s2fault.statuscode != Fault\_None then
            return (s2fault, TTWState UNKNOWN);

        (fault, descriptor) = FetchDescriptor(walkparams.ee, s2walkaddress, walkaccess,
                                            fault, 64);
    else
        (fault, descriptor) = FetchDescriptor(walkparams.ee, walkaddress, walkaccess,
                                            fault, 64);

    if fault.statuscode != Fault\_None then
        return (fault, TTWState UNKNOWN);

    desctype = AArch32.DecodeDescriptorTypeLD(descriptor, walkstate.level);

    case desctype of
        when DescriptorType\_Table
            if !IsZero(descriptor<47:40>) then
                fault.statuscode = Fault\_AddressSize;
                return (fault, TTWState UNKNOWN);

    walkstate.baseaddress.address = ZeroExtend(descriptor<39:12>:Zeros(12), 56);

```

```

        if walkstate.baseaddress.paspace == PAS\_Secure && descriptor<63> == '1' then
            walkstate.baseaddress.paspace = PAS\_NonSecure;

        if walkparams.hpd == '0' then
            walkstate.permissions.xn_table = (walkstate.permissions.xn_table OR
                                                descriptor<60>);
            walkstate.permissions.ap_table = (walkstate.permissions.ap_table OR
                                                descriptor<62:61>);
            walkstate.permissions.pxn_table = (walkstate.permissions.pxn_table OR
                                                descriptor<59>);

        walkstate.level = walkstate.level + 1;
        msb_residual = indexlsb - 1;

        when DescriptorType Invalid
            fault.statuscode = Fault\_Translation;
            return (fault, TTWState UNKNOWN);

        when DescriptorType Leaf
            walkstate.istable = FALSE;

until desctype == DescriptorType\_Leaf;

// Check the output address is inside the supported range
if !IsZero(descriptor<47:40>) then
    fault.statuscode = Fault\_AddressSize;
    return (fault, TTWState UNKNOWN);

// Check the access flag
if descriptor<10> == '0' then
    fault.statuscode = Fault\_AccessFlag;
    return (fault, TTWState UNKNOWN);

walkstate.permissions.xn = descriptor<54>;
walkstate.permissions.pxn = descriptor<53>;
walkstate.permissions.ap = descriptor<7:6>:'1';
walkstate.contiguous = descriptor<52>;
if regime == Regime\_EL2 then
    // All EL2 regime accesses are treated as Global
    walkstate.nG = '0';
elseif accdesc.ss == SS\_Secure && walkstate.baseaddress.paspace == PAS\_NonSecure then
    // When a PE is using the Long-descriptor translation table format,
    // and is in Secure state, a translation must be treated as non-global,
    // regardless of the value of the nG bit,
    // if NSTable is set to 1 at any level of the translation table walk.
    walkstate.nG = '1';
else
    walkstate.nG = descriptor<11>;

constant indexlsb = (FINAL\_LEVEL - walkstate.level)*stride + granulebits;
walkstate.baseaddress.address = ZeroExtend(descriptor<39:indexlsb>:Zeros(indexlsb), 56);
if walkstate.baseaddress.paspace == PAS\_Secure && descriptor<5> == '1' then
    walkstate.baseaddress.paspace = PAS\_NonSecure;

memattr = descriptor<4:2>;
sh = descriptor<9:8>;
attr = AArch32.MAIRAttr(UInt(memattr), walkparams.mair);
slaarch64 = FALSE;
walkstate.memattrs = S1DecodeMemAttrs(attr, sh, slaarch64);

return (fault, walkstate);

```



```

// AArch32.S1WalkSD()
// =====
// Traverse stage 1 translation tables in short format to obtain the final descriptor

(FaultRecord, TTWState) AArch32.S1WalkSD(FaultRecord fault_in, Regime regime,
                                         AccessDescriptor accdesc, bits(32) va)

FaultRecord fault = fault_in;
SCTLR_Type sctlr;
TTBCR_Type ttbcr;
TTBR0_Type ttbr0;
TTBR1_Type ttbr1;
// Determine correct translation control registers to use.
if regime == Regime\_EL30 then
    sctlr = SCTLR_S;
    ttbcr = TTBCR_S;
    ttbr0 = TTBR0_S;
    ttbr1 = TTBR1_S;
elseif HaveEL(EL3) && ELUsingAArch32(EL3) then
    sctlr = SCTLR_NS;
    ttbcr = TTBCR_NS;
    ttbr0 = TTBR0_NS;
    ttbr1 = TTBR1_NS;
else
    sctlr = SCTLR;
    ttbcr = TTBCR;
    ttbr0 = TTBR0;
    ttbr1 = TTBR1;

assert ttbcr.EAE == '0';
ee = sctlr.EE;
afe = sctlr.AFE;
tre = sctlr.TRE;
constant integer ttbcr_n = UInt(ttbcr.N);
constant VARange varange = (if ttbcr_n == 0 || IsZero(va<31:(32-ttbcr_n)>) then VARange\_LOWER
                           else VARange\_UPPER);
constant integer n = if varange == VARange\_LOWER then ttbcr_n else 0;
bits(32) ttb;
bits(1) pd;
bits(2) irgn;
bits(2) rgn;
bits(1) s;
bits(1) nos;
if varange == VARange\_LOWER then
    ttb = ttbr0.TTB0:Zeros(7);
    pd = ttbcr.PD0;
    irgn = ttbr0.IRGN;
    rgn = ttbr0.RGN;
    s = ttbr0.S;
    nos = ttbr0.NOS;
else
    ttb = ttbr1.TTB1:Zeros(7);
    pd = ttbcr.PD1;
    irgn = ttbr1.IRGN;
    rgn = ttbr1.RGN;
    s = ttbr1.S;
    nos = ttbr1.NOS;

// Check if Translation table walk disabled for translations with this Base register.
if pd == '1' then
    fault.level = 1;
    fault.statuscode = Fault\_Translation;
    return (fault, TTWState UNKNOWN);

FullAddress baseaddress;
baseaddress.paspace = if accdesc.ss == SS\_Secure then PAS\_Secure else PAS\_NonSecure;
baseaddress.address = ZeroExtend(ttb<31:14-n>:Zeros(14-n), 56);

constant integer startlevel = 1;
TTWState walkstate;
walkstate.baseaddress = baseaddress;

```

```

// In regimes that support global and non-global translations, translation
// table entries from lookup levels other than the final level of lookup
// are treated as being non-global. Translations in Short-Descriptor Format
// always support global & non-global translations.
walkstate.nG          = '1';
walkstate.memattrs    = WalkMemAttrs(s:nos, irgn, rgn);
walkstate.level       = startlevel;
walkstate.istable     = TRUE;

bits(4) domain;
bits(32) descriptor;
AddressDescriptor walkaddress;

walkaddress.vaddress = ZeroExtend(va, 64);

if !AArch32.S1DCacheEnabled(regime) then
    walkaddress.memattrs = NormalNCMemAttr();
    walkaddress.memattrs.xs = walkstate.memattrs.xs;
else
    walkaddress.memattrs = walkstate.memattrs;

// Shareability value of stage 1 translation subject to stage 2 is IMPLEMENTATION DEFINED
// to be either effective value or descriptor value
if (regime == Regime\_EL10 && AArch32.EL2Enabled(accdesc.ss) &&
    (if ELStateUsingAArch32(EL2, accdesc.ss==SS\_Secure) then HCR.VM else HCR_EL2.VM) == '1' &&
    !(boolean IMPLEMENTATION_DEFINED "Apply effective shareability at stage 1")) then
    walkaddress.memattrs.shareability = walkstate.memattrs.shareability;
else
    walkaddress.memattrs.shareability = EffectiveShareability(walkaddress.memattrs);

bit nG;
bit ns;
bit pxn;
bits(3) ap;
bits(3) tex;
bit c;
bit b;
bit xn;
repeat
    fault.level = walkstate.level;

    bits(32) index;
    if walkstate.level == 1 then
        index = ZeroExtend(va<31-n:20>:'00', 32);
    else
        index = ZeroExtend(va<19:12>:'00', 32);

    walkaddress.paddress.address = walkstate.baseaddress.address OR ZeroExtend(index,
                                                                    56);
    walkaddress.paddress.paspace = walkstate.baseaddress.paspace;

    constant boolean toplevel = walkstate.level == startlevel;
    constant AccessDescriptor walkaccess = CreateAccDescS1TTW(toplevel, varange, accdesc);
    if regime == Regime\_EL10 && AArch32.EL2Enabled(accdesc.ss) then
        s2aligned = TRUE;
        (s2fault, s2walkaddress) = AArch32.S2Translate(fault, walkaddress, s2aligned,
                                                    walkaccess);

        if s2fault.statuscode != Fault\_None then
            return (s2fault, TTWState UNKNOWN);

        (fault, descriptor) = FetchDescriptor(ee, s2walkaddress, walkaccess, fault, 32);
    else
        (fault, descriptor) = FetchDescriptor(ee, walkaddress, walkaccess, fault, 32);

    if fault.statuscode != Fault\_None then
        return (fault, TTWState UNKNOWN);

    walkstate.sdftype = AArch32.DecodeDescriptorTypeSD(descriptor, walkstate.level);

```

```

case walkstate.sdftype of
    when SDFTType\_Invalid
        fault.domain      = domain;
        fault.statuscode = Fault\_Translation;
        return (fault, TTWState\_UNKNOWN);

    when SDFTType\_Table
        domain = descriptor<8:5>;
        ns     = descriptor<3>;
        pxn    = descriptor<2>;

        walkstate.baseaddress.address = ZeroExtend(descriptor<31:10>:Zeros(10),
                                                    56);

        walkstate.level = 2;

    when SDFTType\_SmallPage
        nG = descriptor<11>;
        s  = descriptor<10>;
        ap = descriptor<9,5:4>;
        tex = descriptor<8:6>;
        c   = descriptor<3>;
        b   = descriptor<2>;
        xn  = descriptor<0>;

        walkstate.baseaddress.address = ZeroExtend(descriptor<31:12>:Zeros(12),
                                                    56);

        walkstate.istable = FALSE;

    when SDFTType\_LargePage
        xn = descriptor<15>;
        tex = descriptor<14:12>;
        nG = descriptor<11>;
        s  = descriptor<10>;
        ap = descriptor<9,5:4>;
        c   = descriptor<3>;
        b   = descriptor<2>;

        walkstate.baseaddress.address = ZeroExtend(descriptor<31:16>:Zeros(16),
                                                    56);

        walkstate.istable = FALSE;

    when SDFTType\_Section
        ns = descriptor<19>;
        nG = descriptor<17>;
        s  = descriptor<16>;
        ap = descriptor<15,11:10>;
        tex = descriptor<14:12>;
        domain = descriptor<8:5>;
        xn = descriptor<4>;
        c   = descriptor<3>;
        b   = descriptor<2>;
        pxn = descriptor<0>;

        walkstate.baseaddress.address = ZeroExtend(descriptor<31:20>:Zeros(20),
                                                    56);

        walkstate.istable = FALSE;

    when SDFTType\_Supersection
        ns = descriptor<19>;
        nG = descriptor<17>;
        s  = descriptor<16>;
        ap = descriptor<15,11:10>;
        tex = descriptor<14:12>;
        xn = descriptor<4>;
        c   = descriptor<3>;
        b   = descriptor<2>;
        pxn = descriptor<0>;
        domain = '0000';

        walkstate.baseaddress.address = ZeroExtend(descriptor<8:5,23:20,31:24>:Zeros(24),

```

```

56);

walkstate.istable = FALSE;

until walkstate.sdftype != SDFTYPE\_Table;

if afe == '1' && ap<0> == '0' then
    fault.domain      = domain;
    fault.statuscode = Fault\_AccessFlag;
    return (fault, TTWState UNKNOWN);

// Decode the TEX, C, B and S bits to produce target memory attributes
if tre == '1' then
    walkstate.memattrs = AArch32.RemappedTEXDecode(regime, tex, c, b, s);
elsif RemapRegsHaveResetValues() then
    walkstate.memattrs = AArch32.DefaultTEXDecode(tex, c, b, s);
else
    walkstate.memattrs = MemoryAttributes IMPLEMENTATION_DEFINED;

walkstate.permissions.ap = ap;
walkstate.permissions.xn = xn;
walkstate.permissions.pxn = pxn;
walkstate.domain = domain;
walkstate.nG      = nG;

if accdesc.ss == SS\_Secure && ns == '0' then
    walkstate.baseaddress.paspace = PAS\_Secure;
else
    walkstate.baseaddress.paspace = PAS\_NonSecure;

return (fault, walkstate);

```

Library pseudocode for aarch32/translation/walk/AArch32.S2IASize

```

// AArch32.S2IASize()
// =====
// Retrieve the number of bits containing the input address for stage 2 translation

AddressSize AArch32.S2IASize(bits(4) t0sz)
    return 32 - SInt(t0sz);

```

Library pseudocode for aarch32/translation/walk/AArch32.S2StartLevel

```

// AArch32.S2StartLevel()
// =====
// Determine the initial lookup level when performing a stage 2 translation
// table walk

integer AArch32.S2StartLevel(bits(2) sl0)
    return 2 - UInt(sl0);

```



```

// AArch32.S2Walk()
// =====
// Traverse stage 2 translation tables in long format to obtain the final descriptor

(FaultRecord, TTWState) AArch32.S2Walk(FaultRecord fault_in, S2TTWParams walkparams,
                                       AccessDescriptor accdesc, AddressDescriptor ipa)

    FaultRecord fault = fault_in;

    if walkparams.sl0 == '1x' || AArch32.S2InconsistentSL(walkparams) then
        fault.statuscode = Fault\_Translation;
        fault.level      = 1;
        return (fault, TTWState UNKNOWN);

    // Input Address size
    iasize      = AArch32.S2IASize(walkparams.t0sz);
    startlevel  = AArch32.S2StartLevel(walkparams.sl0);
    levels      = FINAL\_LEVEL - startlevel;
    granulebits = TGxGranuleBits(walkparams.tgx);
    stride      = granulebits - 3;

    if !IsZero(VTBR<47:40>) then
        fault.statuscode = Fault\_AddressSize;
        fault.level      = 0;
        return (fault, TTWState UNKNOWN);

    FullAddress baseaddress;
    constant baselsb = (iasize - (levels*stride + granulebits)) + 3;
    baseaddress.paspace = PAS\_NonSecure;
    baseaddress.address = ZeroExtend(VTBR<39:baselsb>:Zeros(baselsb), 56);

    TTWState walkstate;
    walkstate.baseaddress = baseaddress;
    walkstate.level       = startlevel;
    walkstate.istable     = TRUE;
    walkstate.memattrs    = WalkMemAttrs(walkparams.sh, walkparams.irgn,
                                         walkparams.orgn);

    bits(64) descriptor;
    constant AccessDescriptor walkaccess = CreateAccDescS2TTW(accdesc);
    AddressDescriptor walkaddress;

    walkaddress.vaddress = ipa.vaddress;

    if HCR2.CD == '1' then
        walkaddress.memattrs = NormalNCMemAttr();
        walkaddress.memattrs.xs = walkstate.memattrs.xs;
    else
        walkaddress.memattrs = walkstate.memattrs;

    walkaddress.memattrs.shareability = EffectiveShareability(walkaddress.memattrs);

    integer msb_residual = iasize - 1;
    DescriptorType desctype;
    repeat
        fault.level = walkstate.level;

        constant indexlsb = (FINAL\_LEVEL - walkstate.level)*stride + granulebits;
        constant indexmsb = msb_residual;
        constant bits(40) index = ZeroExtend(ipa.paddress.address<indexmsb:indexlsb>:'000', 40);

        walkaddress.paddress.address = walkstate.baseaddress.address OR ZeroExtend(index, 56);
        walkaddress.paddress.paspace = walkstate.baseaddress.paspace;

        (fault, descriptor) = FetchDescriptor(walkparams.ee, walkaddress, walkaccess, fault, 64);

        if fault.statuscode != Fault\_None then
            return (fault, TTWState UNKNOWN);

        desctype = AArch32.DecodeDescriptorTypeLD(descriptor, walkstate.level);

```

```

case desctype of
  when DescriptorType Table
    if !IsZero(descriptor<47:40>) then
      fault.statuscode = Fault AddressSize;
      return (fault, TTWState UNKNOWN);

      walkstate.baseaddress.address = ZeroExtend(descriptor<39:12>:Zeros(12), 56);
      walkstate.level = walkstate.level + 1;
      msb_residual = indexlsb - 1;

  when DescriptorType Invalid
    fault.statuscode = Fault Translation;
    return (fault, TTWState UNKNOWN);

  when DescriptorType Leaf
    walkstate.istable = FALSE;

until desctype == DescriptorType Leaf;

// Check the output address is inside the supported range
if !IsZero(descriptor<47:40>) then
  fault.statuscode = Fault AddressSize;
  return (fault, TTWState UNKNOWN);

// Check the access flag
if descriptor<10> == '0' then
  fault.statuscode = Fault AccessFlag;
  return (fault, TTWState UNKNOWN);

// Unpack the descriptor into address and upper and lower block attributes
constant indexlsb = (FINAL\_LEVEL - walkstate.level)*stride + granulebits;
walkstate.baseaddress.address = ZeroExtend(descriptor<39:indexlsb>:Zeros(indexlsb), 56);

walkstate.permissions.s2ap = descriptor<7:6>;
walkstate.permissions.s2xn = descriptor<54>;
if IsFeatureImplemented(FEAT_XNX) then
  walkstate.permissions.s2xnx = descriptor<53>;
else
  walkstate.permissions.s2xnx = '0';

memattr = descriptor<5:2>;
sh      = descriptor<9:8>;
s2aarch64 = FALSE;
walkstate.memattrs = S2DecodeMemAttrs(memattr, sh, s2aarch64);
walkstate.contiguous = descriptor<52>;

return (fault, walkstate);

```

Library pseudocode for aarch32/translation/walk/RemapRegsHaveResetValues

```

// RemapRegsHaveResetValues()
// =====

boolean RemapRegsHaveResetValues();

```

Library pseudocode for aarch32/translation/walkparams/AArch32.GetS1TTWParams

```
// AArch32.GetS1TTWParams()
// =====
// Returns stage 1 translation table walk parameters from respective controlling
// System registers.

S1TTWParams AArch32.GetS1TTWParams(Regime regime, bits(32) va)
    S1TTWParams walkparams;

    case regime of
        when Regime\_EL2 walkparams = AArch32.S1TTWParamsEL2();
        when Regime\_EL10 walkparams = AArch32.S1TTWParamsEL10(va);
        when Regime\_EL30 walkparams = AArch32.S1TTWParamsEL30(va);

    return walkparams;
```

Library pseudocode for aarch32/translation/walkparams/AArch32.GetS2TTWParams

```
// AArch32.GetS2TTWParams()
// =====
// Gather walk parameters for stage 2 translation

S2TTWParams AArch32.GetS2TTWParams()
    S2TTWParams walkparams;

    walkparams.tgx = TGx\_4KB;
    walkparams.s = VTCR.S;
    walkparams.t0sz = VTCR.T0SZ;
    walkparams.sl0 = VTCR.SL0;
    walkparams.irgn = VTCR.IRGN0;
    walkparams.orgn = VTCR.ORGNO;
    walkparams.sh = VTCR.SH0;
    walkparams.ee = HSCTLR.EE;
    walkparams.ptw = HCR.PTW;
    walkparams.vm = HCR.VM OR HCR.DC;

    // VTCR.S must match VTCR.T0SZ[3]
    if walkparams.s != walkparams.t0sz<3> then
        (-, walkparams.t0sz) = ConstrainUnpredictableBits(Unpredictable\_RESVTCRS, 4);

    return walkparams;
```

Library pseudocode for aarch32/translation/walkparams/AArch32.GetVARange

```
// AArch32.GetVARange()
// =====
// Select the translation base address for stage 1 long-descriptor walks

VARange AArch32.GetVARange(bits(32) va, bits(3) t0sz, bits(3) t1sz)
    // Lower range Input Address size
    constant AddressSize lo_iasize = AArch32.S1IASize(t0sz);
    // Upper range Input Address size
    constant AddressSize up_iasize = AArch32.S1IASize(t1sz);

    if t1sz == '000' && t0sz == '000' then
        return VARange\_LOWER;
    elsif t1sz == '000' then
        return if IsZero(va<31:lo_iasize>) then VARange\_LOWER else VARange\_UPPER;
    elsif t0sz == '000' then
        return if IsOnes(va<31:up_iasize>) then VARange\_UPPER else VARange\_LOWER;
    elsif IsZero(va<31:lo_iasize>) then
        return VARange\_LOWER;
    elsif IsOnes(va<31:up_iasize>) then
        return VARange\_UPPER;
    else
        // Will be reported as a Translation Fault
        return VARange UNKNOWN;
```


Library pseudocode for aarch32/translation/walkparams/AArch32.S1DCacheEnabled

```
// AArch32.S1DCacheEnabled()
// =====
// Determine cacheability of stage 1 data accesses

boolean AArch32.S1DCacheEnabled(Regime regime)
    case regime of
        when Regime\_EL30 return SCTL_R_S.C == '1';
        when Regime\_EL2  return HSCTLR.C == '1';
        when Regime\_EL10
            return (if HaveEL(EL3) && ELUsingAArch32(EL3) then SCTL_R_NS.C else SCTL_R.C) == '1';
```

Library pseudocode for aarch32/translation/walkparams/AArch32.S1ICacheEnabled

```
// AArch32.S1ICacheEnabled()
// =====
// Determine cacheability of stage 1 instruction fetches

boolean AArch32.S1ICacheEnabled(Regime regime)
    case regime of
        when Regime\_EL30 return SCTL_R_S.I == '1';
        when Regime\_EL2  return HSCTLR.I == '1';
        when Regime\_EL10
            return (if HaveEL(EL3) && ELUsingAArch32(EL3) then SCTL_R_NS.I else SCTL_R.I) == '1';
```

Library pseudocode for aarch32/translation/walkparams/AArch32.S1TTWParamsEL10

```
// AArch32.S1TTWParamsEL10()
// =====
// Gather stage 1 translation table walk parameters for EL1&0 regime
// (with EL2 enabled or disabled).

S1TTWParams AArch32.S1TTWParamsEL10(bits(32) va)
    bits(64) mair;
    bit sif;
    TTBCR_Type ttbcr;
    TTBCR2_Type ttbcr2;
    SCTLR_Type sctlr;

    if ELUsingAArch32\(EL3\) then
        ttbcr = TTBCR_NS;
        ttbcr2 = TTBCR2_NS;
        sctlr = SCTLR_NS;
        mair = MAIR1_NS:MAIR0_NS;
        sif = SCR.SIF;
    else
        ttbcr = TTBCR;
        ttbcr2 = TTBCR2;
        sctlr = SCTLR;
        mair = MAIR1:MAIR0;
        sif = if HaveEL\(EL3\) then SCR_EL3.SIF else '0';

    assert ttbcr.EAE == '1';
    S1TTWParams walkparams;

    walkparams.t0sz = ttbcr.T0SZ;
    walkparams.t1sz = ttbcr.T1SZ;
    walkparams.ee = sctlr.EE;
    walkparams.wxn = sctlr.WXN;
    walkparams.uwxn = sctlr.UWXN;
    walkparams.ntlsmid = if IsFeatureImplemented(FEAT_LSMAOC) then sctlr.nTLSMD else '1';
    walkparams.mair = mair;
    walkparams.sif = sif;

    varange = AArch32.GetVARange(va, walkparams.t0sz, walkparams.t1sz);
    if varange == VARange\_LOWER then
        walkparams.sh = ttbcr.SH0;
        walkparams.irgn = ttbcr.IRGN0;
        walkparams.orgn = ttbcr.ORGNO;
        walkparams.hpd = (if IsFeatureImplemented(FEAT_AA32HPD) then ttbcr.T2E AND ttbcr2.HPD0
                        else '0');
    else
        walkparams.sh = ttbcr.SH1;
        walkparams.irgn = ttbcr.IRGN1;
        walkparams.orgn = ttbcr.ORG1;
        walkparams.hpd = (if IsFeatureImplemented(FEAT_AA32HPD) then ttbcr.T2E AND ttbcr2.HPD1
                        else '0');

    return walkparams;
```

Library pseudocode for aarch32/translation/walkparams/AArch32.S1TTWParamsEL2

```
// AArch32.S1TTWParamsEL2()
// =====
// Gather stage 1 translation table walk parameters for EL2 regime

S1TTWParams AArch32.S1TTWParamsEL2()
    S1TTWParams walkparams;

    walkparams.tgx = TGx\_4KB;
    walkparams.t0sz = HTCR.T0SZ;
    walkparams.irgn = HTCR.SH0;
    walkparams.orgn = HTCR.IRGN0;
    walkparams.sh = HTCR.ORGNO;
    walkparams.hpd = if IsFeatureImplemented(FEAT_AA32HPD) then HTCR.HPD else '0';
    walkparams.ee = HSCTLR.EE;
    walkparams.wxn = HSCTLR.WXN;
    if IsFeatureImplemented(FEAT_LSMAOC) then
        walkparams.ntlsmid = HSCTLR.nTlSMD;
    else
        walkparams.ntlsmid = '1';

    walkparams.mair = HMAIR1:HMAIR0;

    return walkparams;
```

Library pseudocode for aarch32/translation/walkparams/AArch32.S1TTWParamsEL30

```
// AArch32.S1TTWParamsEL30()
// =====
// Gather stage 1 translation table walk parameters for EL3&0 regime

S1TTWParams AArch32.S1TTWParamsEL30(bits(32) va)
    assert TTBCR_S.EAE == '1';
    S1TTWParams walkparams;

    walkparams.t0sz = TTBCR_S.T0SZ;
    walkparams.t1sz = TTBCR_S.T1SZ;
    walkparams.ee = SCTLR_S.EE;
    walkparams.wxn = SCTLR_S.WXN;
    walkparams.uwxn = SCTLR_S.UWXN;
    walkparams.ntlsmid = if IsFeatureImplemented(FEAT_LSMAOC) then SCTLR_S.nTlSMD else '1';
    walkparams.mair = MAIR1_S:MAIR0_S;
    walkparams.sif = SCR.SIF;

    varange = AArch32.GetVARange(va, walkparams.t0sz, walkparams.t1sz);
    if varange == VARange\_LOWER then
        walkparams.sh = TTBCR_S.SH0;
        walkparams.irgn = TTBCR_S.IRGN0;
        walkparams.orgn = TTBCR_S.ORGNO;
        walkparams.hpd = (if IsFeatureImplemented(FEAT_AA32HPD) then TTBCR_S.T2E AND TTBCR2_S.HPD0
            else '0');
    else
        walkparams.sh = TTBCR_S.SH1;
        walkparams.irgn = TTBCR_S.IRGN1;
        walkparams.orgn = TTBCR_S.ORGNO;
        walkparams.hpd = (if IsFeatureImplemented(FEAT_AA32HPD) then TTBCR_S.T2E AND TTBCR2_S.HPD1
            else '0');

    return walkparams;
```

Library pseudocode for aarch64/debug/brbe/BRBCycleCountingEnabled

```
// BRBCycleCountingEnabled()
// =====
// Returns TRUE if the recording of cycle counts is allowed,
// FALSE otherwise.

boolean BRBCycleCountingEnabled()
    if HaveEL\(EL2\) && BRBCR_EL2.CC == '0' then return FALSE;
    if BRBCR_EL1.CC == '0' then return FALSE;
    return TRUE;
```

Library pseudocode for aarch64/debug/brbe/BRBEBranch

```
// BRBEBranch()
// =====
// Called to write branch record for the following branches when BRBE is active:
// direct branches,
// indirect branches,
// direct branches with link,
// indirect branches with link,
// returns from subroutines.

BRBEBranch(BranchType br_type, boolean cond, bits(64) target_address)
    if BranchRecordAllowed(PSTATE.EL) && FilterBranchRecord(br_type, cond) then
        bits(6) branch_type;
        case br_type of
            when BranchType\_DIR
                branch_type = if cond then '001000' else '000000';
            when BranchType\_INDIR
                branch_type = '000001';
            when BranchType\_DIRCALL
                branch_type = '000010';
            when BranchType\_INDCALL
                branch_type = '000011';
            when BranchType\_RET
                branch_type = '000101';
            otherwise
                Unreachable();

        bit ccu;
        bits(14) cc;
        (ccu, cc) = BranchEncCycleCount();
        constant bit lastfailed = (if IsFeatureImplemented(FEAT_TME) then BRBFCR_EL1.LASTFAILED
                                   else '0');
        constant bit transactional = (if IsFeatureImplemented(FEAT_TME) && TSTATE.depth > 0 then '1'
                                       else '0');
        constant bits(2) el = PSTATE.EL;
        constant bit mispredict = (if BRBEMispredictAllowed() && BranchMispredict() then '1'
                                    else '0');

        UpdateBranchRecordBuffer(ccu, cc, lastfailed, transactional, branch_type, el, mispredict,
                                '11', PC64, target_address);

        BRBFCR_EL1.LASTFAILED = '0';

        PMUEvent(PMU_EVENT_BRB_FILTRATE);

    return;
```

Library pseudocode for aarch64/debug/brbe/BRBEBranchOnISB

```
// BRBEBranchOnISB()
// =====
// Returns TRUE if ISBs generate Branch records, and FALSE otherwise.

boolean BRBEBranchOnISB()
    return boolean IMPLEMENTATION_DEFINED "ISB generates Branch records";
```

Library pseudocode for aarch64/debug/brbe/BRBEDebugStateEntry

```
// BRBEDebugStateEntry()
// =====
// Called to write Debug state entry branch record when BRBE is active.

BRBEDebugStateEntry(bits(64) source_address)
    if BranchRecordAllowed(PSTATE.EL) then
        constant bits(6) branch_type = '100001';
        bit ccu;
        bits(14) cc;
        (ccu, cc) = BranchEncCycleCount();
        constant bit lastfailed = (if IsFeatureImplemented(FEAT_TME) then BRBFCCR_EL1.LASTFAILED
                                   else '0');
        constant bit transactional = (if IsFeatureImplemented(FEAT_TME) && TSTATE.depth > 0 then '1'
                                      else '0');
        constant bits(2) el = '00';
        constant bit mispredict = '0';

        // Debug state is a prohibited region, therefore target_address=0
        UpdateBranchRecordBuffer(ccu, cc, lastfailed, transactional, branch_type, el, mispredict,
                                '10', source_address, Zeros(64));

        BRBFCCR_EL1.LASTFAILED = '0';

        PMUEvent(PMU_EVENT_BRB_FILTRATE);

    return;
```

Library pseudocode for aarch64/debug/brbe/BRBEDebugStateExit

```
// BRBEDebugStateExit()
// =====
// Called to write Debug state exit branch record when BRBE is active.

BRBEDebugStateExit(bits(64) target_address)
    if BranchRecordAllowed(PSTATE.EL) then
        // Debug state is a prohibited region, therefore ccu=1, cc=0, source_address=0
        constant bits(6) branch_type = '111001';
        constant bit ccu = '1';
        constant bits(14) cc = Zeros(14);
        constant bit lastfailed = (if IsFeatureImplemented(FEAT_TME) then BRBFCCR_EL1.LASTFAILED
                                   else '0');
        constant bit transactional = '0';
        constant bits(2) el = PSTATE.EL;
        constant bit mispredict = '0';

        UpdateBranchRecordBuffer(ccu, cc, lastfailed, transactional, branch_type, el, mispredict,
                                '01', Zeros(64), target_address);

        BRBFCCR_EL1.LASTFAILED = '0';

        PMUEvent(PMU_EVENT_BRB_FILTRATE);

    return;
```



```

// BRBEEException()
// =====
// Called to write exception branch record when BRBE is active.

BRBEEException(ExceptionRecord ereco, boolean source_valid,
               bits(64) source_address_in,
               bits(64) target_address_in, bits(2) target_el,
               boolean trappedsyscallinst)
bits(64) target_address = target_address_in;
constant Exception except = ereco.excepttype;
constant bits(25) iss = ereco.syndrome.iss;
case target_el of
  when EL3
    if !IsFeatureImplemented(FEAT_BRBEv1p1) || (MDCR_EL3.E3BREC == MDCR_EL3.E3BREW) then
      return;
  when EL2 if BRBCR_EL2.EXCEPTION == '0' then return;
  when EL1 if BRBCR_EL1.EXCEPTION == '0' then return;

constant boolean target_valid = BranchRecordAllowed(target_el);

if source_valid || target_valid then
  bits(6) branch_type;
  case except of
    when Exception Uncategorized      branch_type = '100011'; // Trap
    when Exception WFXTrap            branch_type = '100011'; // Trap
    when Exception CP15RTTTrap        branch_type = '100011'; // Trap
    when Exception CP15RRTTrap        branch_type = '100011'; // Trap
    when Exception CP14RTTTrap        branch_type = '100011'; // Trap
    when Exception CP14DTTTrap        branch_type = '100011'; // Trap
    when Exception AdvSIMDFFPAccessTrap branch_type = '100011'; // Trap
    when Exception FPIDTrap           branch_type = '100011'; // Trap
    when Exception PACTrap            branch_type = '100011'; // Trap
    when Exception TSTARTAccessTrap   branch_type = '100011'; // Trap
    when Exception CP14RRTTrap        branch_type = '100011'; // Trap
    when Exception LDST64BTrap        branch_type = '100011'; // Trap
    when Exception BranchTarget       branch_type = '101011'; // Inst Fault
    when Exception IllegalState        branch_type = '100011'; // Trap
    when Exception SupervisorCall
      if !trappedsyscallinst then
        branch_type = '100010'; // Call
      else
        branch_type = '100011'; // Trap
    when Exception HypervisorCall     branch_type = '100010'; // Call
    when Exception MonitorCall
      if !trappedsyscallinst then
        branch_type = '100010'; // Call
      else
        branch_type = '100011'; // Trap
    when Exception SystemRegisterTrap branch_type = '100011'; // Trap
    when Exception SystemRegister128Trap branch_type = '100011'; // Trap
    when Exception SVEAccessTrap      branch_type = '100011'; // Trap
    when Exception SMEAccessTrap      branch_type = '100011'; // Trap
    when Exception ERetTrap           branch_type = '100011'; // Trap
    when Exception PACFail            branch_type = '101100'; // Data Fault
    when Exception InstructionAbort     branch_type = '101011'; // Inst Fault
    when Exception PCAlignment         branch_type = '101010'; // Alignment
    when Exception DataAbort          branch_type = '101100'; // Data Fault
    when Exception NV2DataAbort        branch_type = '101100'; // Data Fault
    when Exception SPAlignment        branch_type = '101010'; // Alignment
    when Exception FPTrappedException branch_type = '100011'; // Trap
    when Exception SError              branch_type = '100100'; // System Error
    when Exception Breakpoint          branch_type = '100110'; // Inst debug
    when Exception SoftwareStep        branch_type = '100110'; // Inst debug
    when Exception Watchpoint          branch_type = '100111'; // Data debug
    when Exception NV2Watchpoint       branch_type = '100111'; // Data debug
    when Exception SoftwareBreakpoint  branch_type = '100110'; // Inst debug
    when Exception IRQ                 branch_type = '101110'; // IRQ
    when Exception FIQ                 branch_type = '101111'; // FIQ
    when Exception MemCpyMemSet        branch_type = '100011'; // Trap
    when Exception GCSFail
      if iss<23:20> == '0000' then
        branch_type = '101100'; // Data Fault
      elsif iss<23:20> == '0001' then
        branch_type = '101011'; // Inst Fault
      elsif iss<23:20> == '0010' then
        branch_type = '100011'; // Trap
      else
        Unreachable();

```

```

    when Exception\_Profiling                branch_type = '100110'; // Inst debug
    when Exception\_GPC                        branch_type = '101011'; // Inst fault
        if iss<20> == '1' then                branch_type = '101100'; // Data fault
        else
        otherwise                             Unreachable();

bit ccu;
bits(14) cc;
(ccu, cc) = BranchEncCycleCount();
constant bit lastfailed = (if IsFeatureImplemented(FEAT_TME) then BRBFCE_EL1.LASTFAILED
                           else '0');
constant bit transactional = (if source_valid && IsFeatureImplemented(FEAT_TME) &&
                              TSTATE.depth > 0 then '1' else '0');
constant bits(2) el = if target_valid then target_el else '00';
constant bit mispredict = '0';
constant bit sv = if source_valid then '1' else '0';
constant bit tv = if target_valid then '1' else '0';
constant bits(64) source_address = if source_valid then source_address_in else Zeros(64);

if !target_valid then
    target_address = Zeros(64);
else
    target_address = AArch64.BranchAddr(target_address, target_el);

UpdateBranchRecordBuffer(ccu, cc, lastfailed, transactional,
                           branch_type, el, mispredict,
                           sv:tv, source_address, target_address);

BRBFCE_EL1.LASTFAILED = '0';

PMUEvent(PMU_EVENT_BRB_FILTRATE);

return;

```


Library pseudocode for aarch64/debug/brbe/BRBEEExceptionReturn

```
// BRBEEExceptionReturn()
// =====
// Called to write exception return branch record when BRBE is active.

BRBEEExceptionReturn(bits(64) target_address_in, bits(2) source_el,
                     boolean source_valid, bits(64) source_address_in)
    bits(64) target_address = target_address_in;
    case source_el of
        when EL3
            if !IsFeatureImplemented(FEAT_BRBEv1p1) || (MDCR_EL3.E3BREC == MDCR_EL3.E3BREW) then
                return;
        when EL2 if BRBCR_EL2.ERTN == '0' then return;
        when EL1 if BRBCR_EL1.ERTN == '0' then return;

    constant boolean target_valid = BranchRecordAllowed(PSTATE.EL);

    if source_valid || target_valid then
        constant bits(6) branch_type = '000111';
        bit ccu;
        bits(14) cc;
        (ccu, cc) = BranchEncCycleCount();
        constant bit lastfailed = (if IsFeatureImplemented(FEAT_TME) then BRBFCCR_EL1.LASTFAILED
                                   else '0');
        constant bit transactional = (if source_valid && IsFeatureImplemented(FEAT_TME) &&
                                       TSTATE.depth > 0 then '1' else '0');
        constant bits(2) el = if target_valid then PSTATE.EL else '00';
        constant bit mispredict = (if source_valid && BRBEMispredictAllowed() &&
                                    BranchMispredict() then '1' else '0');
        constant bit sv = if source_valid then '1' else '0';
        constant bit tv = if target_valid then '1' else '0';
        constant bits(64) source_address = if source_valid then source_address_in else Zeros(64);
        if !target_valid then
            target_address = Zeros(64);

        UpdateBranchRecordBuffer(ccu, cc, lastfailed, transactional,
                                branch_type, el, mispredict,
                                sv:tv, source_address, target_address);

        BRBFCCR_EL1.LASTFAILED = '0';

        PMUEvent(PMU_EVENT_BRB_FILTRATE);

    return;
```

Library pseudocode for aarch64/debug/brbe/BRBEFreeze

```
// BRBEFreeze()
// =====
// Generates BRBE freeze event.

BRBEFreeze()
    BRBFCCR_EL1.PAUSED = '1';
    BRBTS_EL1 = GetTimestamp(BRBETimeStamp());
```

Library pseudocode for aarch64/debug/brbe/BRBEISB

```
// BRBEISB()
// =====
// Handles ISB instruction for BRBE.

BRBEISB()
    constant boolean branch_conditional = FALSE;
    BRBEBranch(BranchType\_DIR, branch_conditional, PC64 + 4);
```

Library pseudocode for aarch64/debug/brbe/BRBEMispredictAllowed

```
// BRBEMispredictAllowed()
// =====
// Returns TRUE if the recording of branch misprediction is allowed,
// FALSE otherwise.

boolean BRBEMispredictAllowed()
    if HaveEL\(EL2\) && BRBCR_EL2.MPRED == '0' then return FALSE;
    if BRBCR_EL1.MPRED == '0' then return FALSE;
    return TRUE;
```

Library pseudocode for aarch64/debug/brbe/BRBETimeStamp

```
// BRBETimeStamp()
// =====
// Returns captured timestamp.

TimeStamp BRBETimeStamp()
    if HaveEL\(EL2\) then
        TS_el2 = BRBCR_EL2.TS;
        if !IsFeatureImplemented(FEAT_ECV) && TS_el2 == '10' then
            // Reserved value
            (-, TS_el2) = ConstrainUnpredictableBits\(Unpredictable\_EL2TIMESTAMP, 2\);
        case TS_el2 of
            when '00'
                // Falls out to check BRBCR_EL1.TS
            when '01'
                return TimeStamp\_Virtual;
            when '10'
                assert IsFeatureImplemented(FEAT_ECV); // Otherwise ConstrainUnpredictableBits
                                                         // removes this case
                return TimeStamp\_OffsetPhysical;
            when '11'
                return TimeStamp\_Physical;

    TS_el1 = BRBCR_EL1.TS;
    if TS_el1 == '00' || (!IsFeatureImplemented(FEAT_ECV) && TS_el1 == '10') then
        // Reserved value
        (-, TS_el1) = ConstrainUnpredictableBits\(Unpredictable\_EL1TIMESTAMP, 2\);
    case TS_el1 of
        when '01'
            return TimeStamp\_Virtual;
        when '10'
            return TimeStamp\_OffsetPhysical;
        when '11'
            return TimeStamp\_Physical;
    otherwise
        Unreachable(); // ConstrainUnpredictableBits removes this case
```

Library pseudocode for aarch64/debug/brbe/BRB_IALL

```
// BRB_IALL()
// =====
// Called to perform invalidation of branch records

BRB_IALL()
    for i = 0 to GetBRBENumRecords\(\) - 1
        Records_SRC[i] = Zeros\(64\);
        Records_TGT[i] = Zeros\(64\);
        Records_INF[i] = Zeros\(64\);
```

Library pseudocode for aarch64/debug/brbe/BRB_INJ

```
// BRB_INJ()
// =====
// Called to perform manual injection of branch records.

BRB_INJ()
    UpdateBranchRecordBuffer(BRBINFINJ_EL1.CCU, BRBINFINJ_EL1.CC, BRBINFINJ_EL1.LASTFAILED,
                             BRBINFINJ_EL1.T, BRBINFINJ_EL1.TYPE, BRBINFINJ_EL1.EL,
                             BRBINFINJ_EL1.MPRED, BRBINFINJ_EL1.VALID, BRBSRCINJ_EL1.ADDRESS,
                             BRBTGTINJ_EL1.ADDRESS);

    BRBINFINJ_EL1 = bits(64) UNKNOWN;
    BRBSRCINJ_EL1 = bits(64) UNKNOWN;
    BRBTGTINJ_EL1 = bits(64) UNKNOWN;

    if ConstrainUnpredictableBool(Unpredictable\_BRBFILTRATE) then
        PMUEvent(PMU_EVENT_BRB_FILTRATE);
```

Library pseudocode for aarch64/debug/brbe/BranchEncCycleCount

```
// BranchEncCycleCount()
// =====

// The first return result is '1' if either of the following is true, and '0' otherwise:
// - This is the first Branch record after the PE exited a Prohibited Region.
// - This is the first Branch record after cycle counting has been enabled.
// If the first return result is '0', the second return result is the encoded cycle count
// since the last branch.
// The format of this field uses a mantissa and exponent to express the cycle count value.
// - bits[7:0] indicate the mantissa M.
// - bits[13:8] indicate the exponent E.
// The cycle count is expressed using the following function:
//   cycle_count = (if IsZero(E) then UInt(M) else UInt('1':M:Zeros(UInt(E)-1)))
// A value of all ones in both the mantissa and exponent indicates the cycle count value
// exceeded the size of the cycle counter.
// If the cycle count is not known, the second return result is zero.

(bit, bits(14)) BranchEncCycleCount()
    cc = BranchRawCycleCount();
    if !BRBCycleCountingEnabled() || FirstBranchAfterProhibited() then
        return ('1', Zeros(14));

    // The format of this field uses a mantissa and exponent to express the cycle count value.
    // - bits[7:0] indicate the mantissa M.
    // - bits[13:8] indicate the exponent E.
    // The cycle count is expressed using the following function:
    //   cycle_count = IsZero(E) ? UInt(M) : UInt('1':M:Zeros(UInt(E)-1))
    // A value of all ones in both the mantissa and exponent indicates the cycle count value
    // exceeded the size of the cycle counter.

    bits(6) E;
    bits(8) M;

    if cc < 2^8 then
        E = Zeros(6);
        M = cc<7:0>;
    elsif cc >= 2^20 then
        E = Ones(6);
        M = Ones(8);
    else
        E = 1<5:0>;
        while cc >= 2^9 do
            E = E + 1;
            cc = cc DIV 2;
        M = cc<7:0>;

    return ('0', E:M);
```

Library pseudocode for aarch64/debug/brbe/BranchMispredict

```
// BranchMispredict()
// =====
// Returns TRUE if the branch being executed was mispredicted, FALSE otherwise.

boolean BranchMispredict();
```

Library pseudocode for aarch64/debug/brbe/BranchRawCycleCount

```
// BranchRawCycleCount()
// =====
// If the cycle count is known, the return result is the cycle count since the last branch.

integer BranchRawCycleCount();
```

Library pseudocode for aarch64/debug/brbe/BranchRecordAllowed

```
// BranchRecordAllowed()
// =====
// Returns TRUE if branch recording is allowed, FALSE otherwise.

boolean BranchRecordAllowed(bits(2) el)
    if ELUsingAArch32(el) then
        return FALSE;

    if BRBFCR_EL1.PAUSED == '1' then
        return FALSE;

    if el == EL3 && IsFeatureImplemented(FEAT_BRBEv1p1) then
        return (MDCR_EL3.E3BREC != MDCR_EL3.E3BREW);

    if HaveEL(EL3) && (MDCR_EL3.SBRBE == '00' ||
        (CurrentSecurityState() == SS\_Secure && MDCR_EL3.SBRBE == '01')) then
        return FALSE;

    case el of
        when EL3 return FALSE; // FEAT_BRBEv1p1 not implemented
        when EL2 return BRBCR_EL2.E2BRE == '1';
        when EL1 return BRBCR_EL1.E1BRE == '1';
        when EL0
            if EL2Enabled() && HCR_EL2.TGE == '1' then
                return BRBCR_EL2.E0HBRE == '1';
            else
                return BRBCR_EL1.E0BRE == '1';
```

Library pseudocode for aarch64/debug/brbe/Contents

```
// Contents of the Branch Record Buffer
//=====

array [0..63] of BRBSRC_EL1_Type Records_SRC;

array [0..63] of BRBTGT_EL1_Type Records_TGT;

array [0..63] of BRBINF_EL1_Type Records_INF;
```

Library pseudocode for aarch64/debug/brbe/FilterBranchRecord

```
// FilterBranchRecord()
// =====
// Returns TRUE if the branch record is not filtered out, FALSE otherwise.

boolean FilterBranchRecord(BranchType br, boolean cond)
    case br of
        when BranchType\_DIRCALL
            return BRBFCCR_EL1.DIRCALL != BRBFCCR_EL1.EnI;
        when BranchType\_INDCALL
            return BRBFCCR_EL1.INDCALL != BRBFCCR_EL1.EnI;
        when BranchType\_RET
            return BRBFCCR_EL1.RTN != BRBFCCR_EL1.EnI;
        when BranchType\_DIR
            if cond then
                return BRBFCCR_EL1.CONDDIR != BRBFCCR_EL1.EnI;
            else
                return BRBFCCR_EL1.DIRECT != BRBFCCR_EL1.EnI;
        when BranchType\_INDIR
            return BRBFCCR_EL1.INDIRECT != BRBFCCR_EL1.EnI;
        otherwise
            Unreachable();
    return FALSE;
```

Library pseudocode for aarch64/debug/brbe/FirstBranchAfterProhibited

```
// FirstBranchAfterProhibited()
// =====
// Returns TRUE if branch recorded is the first branch after a prohibited region,
// FALSE otherwise.

boolean FirstBranchAfterProhibited();
```

Library pseudocode for aarch64/debug/brbe/GetBRBEnumRecords

```
// GetBRBEnumRecords()
// =====
// Returns the number of branch records implemented.

integer GetBRBEnumRecords()
    assert UInt(BRBIDR0_EL1.NUMREC) IN {0x08, 0x10, 0x20, 0x40};
    return integer IMPLEMENTATION_DEFINED "Number of BRBE Branch records";
```

Library pseudocode for aarch64/debug/brbe/Getter

```
// Getter functions for branch records
// =====
// Functions used by MRS instructions that access branch records

BRBSRC_EL1_Type BRBSRC_EL1[integer n]
  assert n IN {0..31};
  constant integer record_index = UInt(BRBFCCR_EL1.BANK:n<4:0>);
  if record_index < GetBRBENumRecords() then
    return Records_SRC[record_index];
  else
    return Zeros(64);

BRBTGT_EL1_Type BRBTGT_EL1[integer n]
  assert n IN {0..31};
  constant integer record_index = UInt(BRBFCCR_EL1.BANK:n<4:0>);
  if record_index < GetBRBENumRecords() then
    return Records_TGT[record_index];
  else
    return Zeros(64);

BRBINF_EL1_Type BRBINF_EL1[integer n]
  assert n IN {0..31};
  constant integer record_index = UInt(BRBFCCR_EL1.BANK:n<4:0>);
  if record_index < GetBRBENumRecords() then
    return Records_INF[record_index];
  else
    return Zeros(64);
```

Library pseudocode for aarch64/debug/brbe/ShouldBRBEFreeze

```
// ShouldBRBEFreeze()
// =====
// Returns TRUE if the BRBE freeze event conditions have been met, and FALSE otherwise.

boolean ShouldBRBEFreeze()
  if !BranchRecordAllowed(PSTATE.EL) then
    return FALSE;

  boolean include_r1;
  boolean include_r2;
  constant boolean include_r3 = FALSE;

  if HaveEL(EL2) then
    include_r1 = (BRBCR_EL1.FZP == '1');
    include_r2 = (BRBCR_EL2.FZP == '1');
  else
    include_r1 = TRUE;
    include_r2 = TRUE;

  return CheckPMUOverflowCondition(PMUOverflowCondition_BRBEFreeze,
    include_r1, include_r2, include_r3);
```

Library pseudocode for aarch64/debug/brbe/UpdateBranchRecordBuffer

```
// UpdateBranchRecordBuffer()
// =====
// Add a new Branch record to the buffer.

UpdateBranchRecordBuffer(bit ccu, bits(14) cc, bit lastfailed, bit transactional,
                        bits(6) branch_type, bits(2) el, bit mispredict, bits(2) valid,
                        bits(64) source_address, bits(64) target_address)
// Shift the Branch Records in the buffer
for i = GetBRBENumRecords() - 1 downto 1
    Records_SRC[i] = Records_SRC[i - 1];
    Records_TGT[i] = Records_TGT[i - 1];
    Records_INF[i] = Records_INF[i - 1];

Records_INF[0].CCU      = ccu;
Records_INF[0].CC       = cc;

Records_INF[0].EL       = el;
Records_INF[0].VALID    = valid;
Records_INF[0].T        = transactional;
Records_INF[0].LASTFAILED = lastfailed;
Records_INF[0].MPRED    = mispredict;
Records_INF[0].TYPE     = branch_type;

Records_SRC[0] = source_address;
Records_TGT[0] = target_address;

return;
```

Library pseudocode for aarch64/debug/breakpoint/AArch64.BreakpointMatch

```
// AArch64.BreakpointMatch()
// =====
// Breakpoint matching in an AArch64 translation regime.
// Returns BreakpointInfo structure that contains breakpoint type, a boolean to indicate the
// type of breakpoint, matched address and whether the breakpoint is active and matched
// successfully. For Address Mismatch breakpoints, the returned boolean is the inverted result.

BreakpointInfo AArch64.BreakpointMatch(integer n, bits(64) vaddress, AccessDescriptor accdesc,
                                         integer size)
    assert !ELUsingAArch32(S1TranslationRegime());
    assert n < NumBreakpointsImplemented();
    BreakpointInfo brkptinfo;

    linking_enabled = (DBGBCR_EL1[n].BT IN {'0x11', '1xx1'} ||
                      (IsFeatureImplemented(FEAT_ABLE) && DBGBCR_EL1[n].BT2 == '1'));

    // A breakpoint that has linking enabled does not generate debug events in isolation
    if linking_enabled then
        brkptinfo.bptype = BreakpointType\_Inactive;
        brkptinfo.match = FALSE;
        return brkptinfo;

    enabled      = IsBreakpointEnabled(n);
    linked       = DBGBCR_EL1[n].BT == '0x01';
    isbreakpnt  = TRUE;
    linked_to    = FALSE;
    from_linking_enabled = FALSE;
    lbnx        = if IsFeatureImplemented(FEAT_Debugv8p9) then DBGBCR_EL1[n].LBNX else '00';
    linked_n     = UInt(lbnx : DBGBCR_EL1[n].LBN);
    ssce        = if IsFeatureImplemented(FEAT_RME) then DBGBCR_EL1[n].SSCE else '0';
    state_match  = AArch64.StateMatch(DBGBCR_EL1[n].SSC, ssce, DBGBCR_EL1[n].HMC,
                                     DBGBCR_EL1[n].PMC, linked, linked_n, isbreakpnt,
                                     vaddress, accdesc);

    (bp_type, value_match) = AArch64.BreakpointValueMatch(n, vaddress, linked_to, isbreakpnt,
                                                         from_linking_enabled);

    if HaveAArch32() && size == 4 then // Check second halfword
        // If the breakpoint address and BAS of an Address breakpoint match the address of the
        // second halfword of an instruction, but not the address of the first halfword, it is
        // CONSTRAINED UNPREDICTABLE whether or not this breakpoint generates a Breakpoint debug
        // event.
        (-, match_i) = AArch64.BreakpointValueMatch(n, vaddress + 2, linked_to, isbreakpnt,
                                                    from_linking_enabled);

        if !value_match && match_i then
            value_match = ConstrainUnpredictableBool(Unpredictable\_BPMATCHHALF);

    if vaddress<1> == '1' && DBGBCR_EL1[n].BAS == '1111' then
        // The above notwithstanding, if DBGBCR_EL1[n].BAS == '1111', then it is CONSTRAINED
        // UNPREDICTABLE whether or not a Breakpoint debug event is generated for an instruction
        // at the address DBGBCR_EL1[n]+2.
        if value_match then value_match = ConstrainUnpredictableBool(Unpredictable\_BPMATCHHALF);

    if !(state_match && enabled) then
        brkptinfo.bptype = BreakpointType\_Inactive;
        brkptinfo.match = FALSE;
    else
        brkptinfo.bptype = bp_type;
        brkptinfo.match = value_match;
    return brkptinfo;
```



```

// AArch64.BreakpointValueMatch()
// =====
// Returns breakpoint type to indicate the type of breakpoint and a boolean to indicate
// whether the breakpoint matched successfully. For Address Mismatch breakpoints, the
// returned boolean is the inverted result. If the breakpoint type return value is Inactive,
// then the boolean result is FALSE.

(BreakpointType, boolean) AArch64.BreakpointValueMatch(integer n_in, bits(64) vaddress,
                                                         boolean linked_to, boolean isbreakpnt,
                                                         boolean from_linking_enabled)

// "n_in" is the identity of the breakpoint unit to match against.
// "vaddress" is the current instruction address, ignored if linked_to is TRUE and for Context
// matching breakpoints.
// "linked_to" is TRUE if this is a call from StateMatch for linking.
// "isbreakpnt" TRUE is this is a call from BreakpointMatch or from StateMatch for a
// linked breakpoint or from BreakpointValueMatch for a linked breakpoint with linking enabled.
// "from_linking_enabled" is TRUE if this is a call from BreakpointValueMatch for a linked
// breakpoint with linking enabled.
integer n = n_in;
Constraint c;
bits(5) dbgtype;

// If a non-existent breakpoint then it is CONSTRAINED UNPREDICTABLE whether this gives
// no match or the breakpoint is mapped to another UNKNOWN implemented breakpoint.
if n >= NumBreakpointsImplemented() then
    (c, n) = ConstrainUnpredictableInteger(0, NumBreakpointsImplemented() - 1,
                                           Unpredictable_BPNOTIMPL);
    assert c IN {Constraint DISABLED, Constraint UNKNOWN};
    if c == Constraint DISABLED then return (BreakpointType Inactive, FALSE);

// If this breakpoint is not enabled, it cannot generate a match.
// (This could also happen on a call from StateMatch for linking).
if !IsBreakpointEnabled(n) then return (BreakpointType Inactive, FALSE);

// If BT is set to a reserved type, behaves either as disabled or as a not-reserved type.
if IsFeatureImplemented(FEAT_ABLE) then
    dbgtype = DBGBCR_EL1[n].<BT2,BT>;
else
    dbgtype = '0' : DBGBCR_EL1[n].BT;

(c, dbgtype) = AArch64.ReservedBreakpointType(n, dbgtype);
if c == Constraint DISABLED then return (BreakpointType Inactive, FALSE);
// Otherwise the value returned by ConstrainUnpredictableBits must be a not-reserved value

// Determine what to compare against.
match_addr      = (dbgtype == 'x0x0x');
mismatch        = (dbgtype == 'x010x');
match_vmid       = (dbgtype == 'x10xx');
match_cid        = (dbgtype == 'x001x');
match_cid1       = (dbgtype IN {'x101x', 'xx11x'});
match_cid2       = (dbgtype == 'x11xx');
linking_enabled  = (dbgtype IN {'xxx11', 'x1xx1', '1xxxx'});

// If this is a call from StateMatch, return FALSE if the breakpoint is not
// programmed with linking enabled.
if linked_to && !linking_enabled then
    return (BreakpointType Inactive, FALSE);

// If called from BreakpointMatch return FALSE for breakpoint with linking enabled.
if !linked_to && linking_enabled then
    return (BreakpointType Inactive, FALSE);

constant boolean linked = (dbgtype == 'x0x01');
if from_linking_enabled then // A breakpoint with linking enabled has called this function.
    assert linked_to && isbreakpnt;
    if linked then
        // A breakpoint with linking enabled is linked to a linked breakpoint. This is
        // architecturally UNPREDICTABLE, but treated as disabled in the pseudo code to
        // avoid potential recursion in BreakpointValueMatch().

```

```

        return (BreakpointType\_Inactive, FALSE);

// If a linked breakpoint is linked to an address matching breakpoint,
// the behavior is CONSTRAINED UNPREDICTABLE.
if linked_to && match_addr && isbreakpnt then
    if !ConstrainUnpredictableBool(Unpredictable\_BPLINKEDADDRMATCH) then
        return (BreakpointType\_Inactive, FALSE);

// A breakpoint programmed for address mismatch does not match in AArch32 state.
if mismatch && UsingAArch32() then
    return (BreakpointType\_Inactive, FALSE);

boolean bvr_match = FALSE;
boolean bxvr_match = FALSE;
BreakpointType bp_type;
integer mask;

if IsFeatureImplemented(FEAT_BWE) then
    mask = UInt(DBGBCR_EL1[n].MASK);

// If the mask is set to a reserved value, the behavior is CONSTRAINED UNPREDICTABLE.
if mask IN {1, 2} then
    (c, mask) = ConstrainUnpredictableInteger(3, 31, Unpredictable\_RESBPMASK);
    assert c IN {Constraint\_DISABLED, Constraint\_NONE, Constraint\_UNKNOWN};
    case c of
        when Constraint\_DISABLED return (BreakpointType\_Inactive, FALSE); // Disabled
        when Constraint\_NONE     mask = 0; // No masking
        // Otherwise the value returned by ConstrainUnpredictableBits must
        // be a not-reserved value.

if mask != 0 then
    // When DBGBCR_EL1[n].MASK is a valid nonzero value, the behavior is
    // CONSTRAINED UNPREDICTABLE if any of the following are true:
    // - DBGBCR_EL1[n].<BT2,BT> is programmed for a Context matching breakpoint.
    // - DBGBCR_EL1[n].BAS is not '1111' and AArch32 is supported at EL0.
    if ((match_cid || match_cid1 || match_cid2) ||
        (DBGBCR_EL1[n].BAS != '1111' && HaveAArch32())) then
        if !ConstrainUnpredictableBool(Unpredictable\_BPMASK) then
            return (BreakpointType\_Inactive, FALSE);
    else
        // A stand-alone mismatch of a single address is not supported.
        if mismatch then
            return (BreakpointType\_Inactive, FALSE);

else
    mask = 0;

// Do the comparison.
if match_addr then
    boolean byte_select_match;
    constant integer byte = UInt(vaddress<1:0>);

    if HaveAArch32() then
        // T32 instructions can be executed at EL0 in an AArch64 translation regime.
        assert byte IN {0,2}; // "vaddress" is halfword aligned
        byte_select_match = (DBGBCR_EL1[n].BAS<byte> == '1');
    else
        assert byte == 0; // "vaddress" is word aligned
        byte_select_match = TRUE; // DBGBCR_EL1[n].BAS<byte> is RES1

// When FEAT_LVA3 is not implemented, if the DBGBCR_EL1[n].RESS field bits are not a
// sign extension of the MSB of DBGBCR_EL1[n].VA, it is UNPREDICTABLE whether they
// appear to be included in the match.
// If 'vaddress' is outside of the current virtual address space, then the access
// generates a Translation fault.
constant AddressSize dbgtop = DebugAddrTop();
constant boolean unpredictable_ress = (dbgtop < 55 && !IsOnes(DBGBCR_EL1[n]<63:dbgtop>) &&
    !IsZero(DBGBCR_EL1[n]<63:dbgtop>) &&
    ConstrainUnpredictableBool(Unpredictable\_DBGxVR\_RESS));
constant integer cmpmsb = if unpredictable_ress then 63 else dbgtop;

```

```

    constant integer cmpmsb = if mask > 2 then mask else 2;
    bvr_match = ((vaddress<cmpmsb:cmpmsb> == DBGBVR_EL1[n]<cmpmsb:cmpmsb>) &&
        byte_select_match);
    if mask > 2 then
        // If masked bits of DBGBVR_EL1[n] are not zero, the behavior
        // is CONSTRAINED UNPREDICTABLE.
        constant integer masktop = mask - 1;
        if bvr_match && !IsZero(DBGBVR_EL1[n]<masktop:2>) then
            bvr_match = ConstrainUnpredictableBool(Unpredictable\_BPMASKEDBITS);

elseif match_cid then
    if IsInHost() then
        bvr_match = (CONTEXTIDR_EL2<31:0> == DBGBVR_EL1[n]<31:0>);
    else
        bvr_match = (PSTATE.EL IN {EL0, EL1} && CONTEXTIDR_EL1<31:0> == DBGBVR_EL1[n]<31:0>);

elseif match_cid1 then
    bvr_match = (PSTATE.EL IN {EL0, EL1} && !IsInHost() &&
        CONTEXTIDR_EL1<31:0> == DBGBVR_EL1[n]<31:0>);

if match_vmid then
    bits(16) vmid;
    bits(16) bvr_vmid;

    if !IsFeatureImplemented(FEAT_VMID16) || VTCR_EL2.VS == '0' then
        vmid = ZeroExtend(VTTBR_EL2.VMID<7:0>, 16);
        bvr_vmid = ZeroExtend(DBGBVR_EL1[n]<39:32>, 16);
    else
        vmid = VTTBR_EL2.VMID;
        bvr_vmid = DBGBVR_EL1[n]<47:32>;

    bxvr_match = (PSTATE.EL IN {EL0, EL1} && EL2Enabled() && !IsInHost() && vmid == bvr_vmid);

elseif match_cid2 then
    bxvr_match = (PSTATE.EL != EL3 && EL2Enabled() &&
        DBGBVR_EL1[n]<63:32> == CONTEXTIDR_EL2<31:0>);

bvr_match_valid = (match_addr || match_cid || match_cid1);
bxvr_match_valid = (match_vmid || match_cid2);

value_match = (!bxvr_match_valid || bxvr_match) && (!bvr_match_valid || bvr_match);

// A watchpoint might be linked to a linked address matching breakpoint with linking enabled,
// which is in turn linked to a context matching breakpoint.
if linked_to && linked then
    // If called from StateMatch and breakpoint is a linked breakpoint then it must be a
    // watchpoint that is linked to an address matching breakpoint which is linked to a
    // context matching breakpoint.
    assert !isbreakpt && match_addr && IsFeatureImplemented(FEAT_ABLE);
    lbnx = if IsFeatureImplemented(FEAT_Debugv8p9) then DBGBCR_EL1[n].LBNX else '00';
    linked_linked_n = UInt(lbnx : DBGBCR_EL1[n].LBN);
    boolean linked_value_match;
    linked_vaddress = bits(64) UNKNOWN;
    linked_linked_to = TRUE;
    linked_isbreakpt = TRUE;
    linked_from_linking_enabled = TRUE;
    (bp_type, linked_value_match) = AArch64.BreakpointValueMatch(linked_linked_n,
                                                                    linked_vaddress,
                                                                    linked_linked_to,
                                                                    linked_isbreakpt,
                                                                    linked_from_linking_enabled);

    value_match = value_match && linked_value_match;

if match_addr && !mismatch then
    bp_type = BreakpointType\_AddrMatch;
elseif match_addr && mismatch then
    bp_type = BreakpointType\_AddrMismatch;
elseif match_vmid || match_cid || match_cid1 || match_cid2 then
    bp_type = BreakpointType\_CtxtMatch;
else

```

```

Unreachable();

return (bp_type, value_match);

```

Library pseudocode for aarch64/debug/breakpoint/AArch64.ReservedBreakpointType

```

// AArch64.ReservedBreakpointType()
// =====
// Checks if the given DBGBCR<n>_EL1.{BT2,BT} values are reserved and will
// generate Constrained Unpredictable behavior, otherwise returns Constraint_NONE.

(Constraint, bits(5)) AArch64.ReservedBreakpointType(integer n, bits(5) bt_in)
    bits(5) bt      = bt_in;
    boolean reserved = FALSE;
    context_aware = IsContextAwareBreakpoint(n);

    if bt<4> == '0' then
        // Context matching
        if bt != '00x0x' && !context_aware then
            reserved = TRUE;

        // EL2 extension
        if bt == '01xxx' && !HaveEL(EL2) then
            reserved = TRUE;

        // Context matching
        if (bt IN {'0011x', '011xx'}) && !IsFeatureImplemented(FEAT_VHE) &&
            !IsFeatureImplemented(FEAT_Debugv8p2)) then
            reserved = TRUE;

        // Reserved
        if bt == '0010x' && !IsFeatureImplemented(FEAT_BWE) && !HaveAArch32EL(EL1) then
            reserved = TRUE;
    else
        // Reserved
        if bt != '10x0x' then
            reserved = TRUE;

    if reserved then
        Constraint c;
        (c, bt) = ConstrainUnpredictableBits(Unpredictable\_RESBPTYPE, 5);
        assert c IN {Constraint\_DISABLED, Constraint\_UNKNOWN};
        if c == Constraint\_DISABLED then
            return (c, bits(5) UNKNOWN);
        // Otherwise the value returned by ConstrainUnpredictableBits must be a not-reserved value

    return (Constraint\_NONE, bt);

```



```

// AArch64.StateMatch()
// =====
// Determine whether a breakpoint or watchpoint is enabled in the current mode and state.

boolean AArch64.StateMatch(bits(2) ssc_in, bit ssce_in, bit hmc_in,
                           bits(2) pxc_in, boolean linked_in, integer linked_n_in,
                           boolean isbreakpnt, bits(64) vaddress, AccessDescriptor accdesc)
if !IsFeatureImplemented(FEAT_RME) then assert ssce_in == '0';

// "ssc_in", "ssce_in", "hmc_in", "pxc_in" are the control fields from
// the DBGBCR_EL1[n] or DBGWCR_EL1[n] register.
// "linked_in" is TRUE if this is a linked breakpoint/watchpoint type.
// "linked_n_in" is the linked breakpoint number from the DBGBCR_EL1[n] or
// DBGWCR_EL1[n] register.
// "isbreakpnt" is TRUE for breakpoints, FALSE for watchpoints.
// "vaddress" is the program counter for a linked watchpoint or the same value passed to
// AArch64.CheckBreakpoint for a linked breakpoint.
// "accdesc" describes the properties of the access being matched.
bits(2) ssc      = ssc_in;
bit ssce        = ssce_in;
bit hmc         = hmc_in;
bits(2) pxc     = pxc_in;
boolean linked   = linked_in;
integer linked_n = linked_n_in;

// If parameters are set to a reserved type, behaves as either disabled or a defined type
Constraint c;
(c, ssc, ssce, hmc, pxc) = CheckValidStateMatch(ssc, ssce, hmc, pxc, isbreakpnt);
if c == Constraint\_DISABLED then return FALSE;
// Otherwise the hmc, ssc, ssce, pxc values are either valid or the values returned by
// CheckValidStateMatch are valid.

EL3_match = HaveEL(EL3) && hmc == '1' && ssc<0> == '0';
EL2_match = HaveEL(EL2) && ((hmc == '1' && (ssc:pxc != '1000')) || ssc == '11');
EL1_match = pxc<0> == '1';
EL0_match = pxc<1> == '1';

boolean priv_match;
case accdesc.el of
  when EL3   priv_match = EL3_match;
  when EL2   priv_match = EL2_match;
  when EL1   priv_match = EL1_match;
  when EL0   priv_match = EL0_match;

// Security state match
boolean ss_match;
case ssce:ssc of
  when '000' ss_match = hmc == '1' || accdesc.ss != SS\_Root;
  when '001' ss_match = accdesc.ss == SS\_NonSecure;
  when '010' ss_match = (hmc == '1' && accdesc.ss == SS\_Root) || accdesc.ss == SS\_Secure;
  when '011' ss_match = (hmc == '1' && accdesc.ss != SS\_Root) || accdesc.ss == SS\_Secure;
  when '101' ss_match = accdesc.ss == SS\_Realm;

boolean linked_match = FALSE;

if linked then
  // "linked_n" must be an enabled context-aware breakpoint unit. If it is not context-aware
  // then it is CONSTRAINED UNPREDICTABLE whether this gives no match, gives a match without
  // linking, or linked_n is mapped to some UNKNOWN breakpoint that is context-aware.
  if !IsContextAwareBreakpoint(linked_n) then
    (first_ctx_cmp, last_ctx_cmp) = ContextAwareBreakpointRange();
    (c, linked_n) = ConstrainUnpredictableInteger(first_ctx_cmp, last_ctx_cmp,
                                                Unpredictable\_BPNOTCTXCMP);
    assert c IN {Constraint\_DISABLED, Constraint\_NONE, Constraint\_UNKNOWN};

    case c of
      when Constraint\_DISABLED return FALSE; // Disabled
      when Constraint\_NONE   linked = FALSE; // No linking
      // Otherwise ConstrainUnpredictableInteger returned a context-aware breakpoint

```

```

if linked then
    linked_to = TRUE;
    BreakpointType bp_type;
    from_linking_enabled = FALSE;
    (bp_type, linked_match) = AArch64.BreakpointValueMatch(linked_n, vaddress,
                                                            linked_to, isbreakpnt,
                                                            from_linking_enabled);

    if bp_type == BreakpointType AddrMismatch then
        linked_match = !linked_match;

return priv_match && ss_match && (!linked || linked_match);

```

Library pseudocode for aarch64/debug/breakpoint/DebugAddrTop

```

// DebugAddrTop()
// =====
// Returns the value for the top bit used in Breakpoint and Watchpoint address comparisons.

AddressSize DebugAddrTop()
    if IsFeatureImplemented(FEAT_LVA3) then
        return 55;
    elsif IsFeatureImplemented(FEAT_LVA) then
        return 52;
    else
        return 48;

```

Library pseudocode for aarch64/debug/breakpoint/EffectiveMDSELR_EL1_BANK

```

// EffectiveMDSELR_EL1_BANK()
// =====
// Return the effective value of MDSELR_EL1.BANK.

bits(2) EffectiveMDSELR_EL1_BANK()
    // If 16 or fewer breakpoints and 16 or fewer watchpoints are implemented,
    // then the field is RES0.
    constant integer num_bp = NumBreakpointsImplemented();
    constant integer num_wp = NumWatchpointsImplemented();
    if num_bp <= 16 && num_wp <= 16 then
        return '00';

    // At EL3, the Effective value of this field is zero if MDCR_EL3.EBWE is 0.
    // At EL2, the Effective value is zero if the Effective value of MDCR_EL2.EBWE is 0.
    // That is, if either MDCR_EL3.EBWE is 0 or MDCR_EL2.EBWE is 0.
    // At EL1, the Effective value is zero if the Effective value of MDSCR_EL2.EMBWE is 0.
    // That is, if any of MDCR_EL3.EBWE, MDCR_EL2.EBWE, or MDSCR_EL1.EMBWE is 0.
    if ((HaveEL(EL3) && MDCR_EL3.EBWE == '0') ||
        (PSTATE.EL != EL3 && EL2Enabled() && MDCR_EL2.EBWE == '0') ||
        (PSTATE.EL == EL1 && MDSCR_EL1.EMBWE == '0')) then
        return '00';

    bits(2) bank = MDSELR_EL1.BANK;

    // Values are reserved depending on the number of breakpoints or watchpoints
    // implemented.
    if ((bank == '11' && num_bp <= 48 && num_wp <= 48) ||
        (bank == '10' && num_bp <= 32 && num_wp <= 32)) then
        // Reserved value
        (-, bank) = ConstrainUnpredictableBits(Unpredictable_RESMDSELR, 2);
        // The value returned by ConstrainUnpredictableBits must be a not-reserved value

return bank;

```


Library pseudocode for aarch64/debug/breakpoint/IsBreakpointEnabled

```
// IsBreakpointEnabled()
// =====
// Returns TRUE if the effective value of DBGBCR_EL1[n].E is '1', and FALSE otherwise.

boolean IsBreakpointEnabled(integer n)
    if (n > 15 &&
        ((!HaltOnBreakpointOrWatchpoint() && !SelfHostedExtendedBPWPEnabled()) ||
         (HaltOnBreakpointOrWatchpoint() && EDSCR2.EHBWE == '0')) then
        return FALSE;

    return DBGBCR_EL1[n].E == '1';
```

Library pseudocode for aarch64/debug/breakpoint/SelfHostedExtendedBPWPEnabled

```
// SelfHostedExtendedBPWPEnabled()
// =====
// Returns TRUE if the extended breakpoints and watchpoints are enabled, and FALSE otherwise
// from a self-hosted debug perspective.

boolean SelfHostedExtendedBPWPEnabled()
    if NumBreakpointsImplemented() <= 16 && NumWatchpointsImplemented() <= 16 then
        return FALSE;

    if ((HaveEL(EL3) && MDCR_EL3.EBWE == '0') ||
        (EL2Enabled() && MDCR_EL2.EBWE == '0')) then
        return FALSE;

    return MDSCR_EL1.EMBWE == '1';
```

Library pseudocode for aarch64/debug/ebep/CheckForPMUException

```
// CheckForPMUException()
// =====
// Take a PMU exception if enabled, permitted, and unmasked.

CheckForPMUException()
    boolean enabled;
    bits(2) target_el;
    boolean pmu_exception;
    boolean synchronous;
    (enabled, target_el) = PMUExceptionEnabled();
    if !enabled || PMUExceptionMasked(target_el, PSTATE.EL, PSTATE.PM) then
        pmu_exception = FALSE;
    elsif IsFeatureImplemented(FEAT_SEBEP) && PSTATE.PPEND == '1' then
        pmu_exception = TRUE;
        synchronous = TRUE;
    else
        constant boolean include_r1 = TRUE;
        constant boolean include_r2 = TRUE;
        constant boolean include_r3 = TRUE;
        pmu_exception = CheckPMUOverflowCondition(PMUOverflowCondition PMUException,
                                                include_r1, include_r2, include_r3);
        synchronous = FALSE;
    if pmu_exception then
        constant bits(5) fsc = '00000';
        TakeProfilingException(target_el, fsc, synchronous);
```

Library pseudocode for aarch64/debug/ebep/ExceptionReturnPPEND

```
// ExceptionReturnPPEND()
// =====
// Sets ShouldSetPPEND to the value to write to PSTATE.PPEND
// on an exception return.
// This function is called before any change in Exception level.

ExceptionReturnPPEND(bits(64) spsr)
    boolean enabled_at_source;
    boolean masked_at_source;
    if spsr<33> == '1' then                                // SPSR.PPEND
        bits(2) target_except;
        (enabled_at_source, target_except) = PMUExceptionEnabled();
        masked_at_source = PMUExceptionMasked(target_except, PSTATE.EL, PSTATE.PM);

        bits(2) target_eret;
        if IllegalExceptionReturn(spsr) then
            target_eret = PSTATE.EL;
        else
            boolean valid;
            (valid, target_eret) = ELFromSPSR(spsr);
            assert valid;

        constant bit target_pm = spsr<32>;                // SPSR.PM
        constant boolean masked_at_dest = PMUExceptionMasked(target_except, target_eret, target_pm);
        if enabled_at_source && masked_at_source && !masked_at_dest then
            PSTATE.PPEND = '1';
            ShouldSetPPEND = FALSE;
            // PSTATE.PPEND will not be changed again by this instruction.

        // If PSTATE.PPEND has not been set by this function, ShouldSetPPEND is
        // unchanged, meaning PSTATE.PPEND might either be set by the current instruction
        // causing a counter overflow, or cleared to zero at the end of instruction.

    return;
```

Library pseudocode for aarch64/debug/ebep/IsSupportingPMUSynchronousMode

```
// IsSupportingPMUSynchronousMode()
// =====
// Returns TRUE if the event support synchronous mode,
// and FALSE otherwise.

boolean IsSupportingPMUSynchronousMode(bits(16) pmuevent);
```

Library pseudocode for aarch64/debug/ebep/PMUExceptionEnabled

```
// PMUExceptionEnabled()
// =====
// The first return value is TRUE if the PMU exception is enabled, and FALSE otherwise.
// The second return value is the target Exception level for an enabled PMU exception.

(boolean, bits(2)) PMUExceptionEnabled()

    if !IsFeatureImplemented(FEAT_EBEP) then
        return (FALSE, bits(2) UNKNOWN);

    boolean enabled;
    bits(2) target = bits(2) UNKNOWN;

    if HaveEL(EL3) && MDCR_EL3.PMEE != '01' then
        enabled = MDCR_EL3.PMEE == '11';
        if enabled then target = EL3;

    elsif EL2Enabled() && MDCR_EL2.PMEE != '01' then
        enabled = MDCR_EL2.PMEE == '11';
        if enabled then target = EL2;

    else
        bits(2) pmee_el1 = PMECR_EL1.PMEE;
        if pmee_el1 == '01' then // Reserved value
            Constraint c;
            (c, pmee_el1) = ConstrainUnpredictableBits(Unpredictable_RESPMEE, 2);
            assert c IN {Constraint DISABLED, Constraint UNKNOWN};
            if c == Constraint DISABLED then pmee_el1 = '10';
            // Otherwise the value returned by ConstrainUnpredictableBits must be
            // a non-reserved value

        enabled = pmee_el1 == '11';
        if enabled then
            target = if EL2Enabled() && HCR_EL2.TGE == '1' then EL2 else EL1;

    return (enabled, target);
```

Library pseudocode for aarch64/debug/ebep/PMUExceptionMasked

```
// PMUExceptionMasked()
// =====
// Return TRUE if the PMU Exception is masked at the specified target Exception level
// relative to the specified source Exception level, and by the value of PSTATE.PM,
// and FALSE otherwise.

boolean PMUExceptionMasked(bits(2) target_el, bits(2) from_el, bit pm)
    assert IsFeatureImplemented(FEAT_EBEP);

    if Halted() || Restarting() then
        return TRUE;
    elsif UInt(target_el) < UInt(from_el) then
        return TRUE;
    elsif from_el == EL2 && target_el == EL2 && MDCR_EL2.PMEE != '11' then
        return TRUE;
    elsif target_el == from_el && (PMECR_EL1.KPME == '0' || pm == '1') then
        return TRUE;

    return FALSE;
```

Library pseudocode for aarch64/debug/ebep/PMUIInterruptEnabled

```
// PMUIInterruptEnabled()
// =====
// Return TRUE if the PMU interrupt request (PMUIRQ) is enabled, FALSE otherwise.

boolean PMUIInterruptEnabled()
    if !IsFeatureImplemented(FEAT_EBEP) then
        return TRUE;

    boolean enabled;

    if HaveEL(EL3) && MDCR_EL3.PMEE != '01' then
        enabled = MDCR_EL3.PMEE == '00';

    elsif EL2Enabled() && MDCR_EL2.PMEE != '01' then
        enabled = MDCR_EL2.PMEE == '00';

    else
        bits(2) pmee_el1 = PMECR_EL1.PMEE;
        if pmee_el1 == '01' then // Reserved value
            Constraint c;
            (c, pmee_el1) = ConstrainUnpredictableBits(Unpredictable\_RESPMEE, 2);
            assert c IN {Constraint\_DISABLED, Constraint\_UNKNOWN};
            if c == Constraint\_DISABLED then pmee_el1 = '10';
            // Otherwise the value returned by ConstrainUnpredictableBits must be
            // a non-reserved value
            enabled = pmee_el1 == '00';

    return enabled;
```

Library pseudocode for aarch64/debug/ebep/inst_addr_executed

```
bits(64) inst_addr_executed;
```

Library pseudocode for aarch64/debug/ebep/sync_counter_overflowed

```
boolean sync_counter_overflowed;
```

Library pseudocode for aarch64/debug/enables/AArch64.GenerateDebugExceptions

```
// AArch64.GenerateDebugExceptions()
// =====

boolean AArch64.GenerateDebugExceptions()
    ss = CurrentSecurityState();
    return AArch64.GenerateDebugExceptionsFrom(PSTATE.EL, ss, PSTATE.D);
```

Library pseudocode for aarch64/debug/enables/AArch64.GenerateDebugExceptionsFrom

```
// AArch64.GenerateDebugExceptionsFrom()
// =====

boolean AArch64.GenerateDebugExceptionsFrom(bits(2) from_el, SecurityState from_state, bit mask)

    if OSLSR_EL1.OSLK == '1' || DoubleLockStatus() || Halted() then
        return FALSE;

    route_to_el2 = (HaveEL(EL2) && (from_state != SS\_Secure || IsSecureEL2Enabled()) &&
        (HCR_EL2.TGE == '1' || MDCR_EL2.TDE == '1'));
    target = (if route_to_el2 then EL2 else EL1);
    boolean enabled;
    if HaveEL(EL3) && from_state == SS\_Secure then
        enabled = MDCR_EL3.SDD == '0';
        if from_el == ELO && ELUsingAArch32(EL1) then
            enabled = enabled || SDER32_EL3.SUIDEN == '1';
    else
        enabled = TRUE;

    if from_el == target then
        enabled = enabled && MDSCR_EL1.KDE == '1' && mask == '0';
    else
        enabled = enabled && UInt(target) > UInt(from_el);

    return enabled;
```

Library pseudocode for aarch64/debug/ite/AArch64.TRCIT

```
// AArch64.TRCIT()
// =====
// Determines whether an Instrumentation trace packet should
// be generated and then generates an instrumentation trace packet
// containing the value of the register passed as an argument

AArch64.TRCIT(bits(64) Xt)
    ss = CurrentSecurityState();
    if TraceInstrumentationAllowed(ss, PSTATE.EL) then
        TraceInstrumentation(Xt);
```

Library pseudocode for aarch64/debug/ite/TraceInstrumentation

```
// TraceInstrumentation()
// =====
// Generates an instrumentation trace packet
// containing the value of the register passed as an argument

TraceInstrumentation(bits(64) Xt);
```

Library pseudocode for aarch64/debug/pmu/AArch64.IncrementCycleCounter

```
// AArch64.IncrementCycleCounter()
// =====
// Increment the cycle counter and possibly set overflow bits.

AArch64.IncrementCycleCounter()
    if !CountPMUEvents(CYCLE_COUNTER_ID) then return;
    bit d = PMCR_EL0.D;    // Check divide-by-64
    bit lc = PMCR_EL0.LC;
    boolean lc_enabled;
    (lc_enabled, -) = PMUExceptionEnabled();
    lc = if lc_enabled then '1' else lc;
    // Effective value of 'D' bit is 0 when Effective value of LC is '1'
    if lc == '1' then d = '0';
    if d == '1' && !HasElapsed64Cycles() then return;

    constant integer old_value = UInt(PMCCNTR_EL0);
    constant integer new_value = old_value + 1;
    PMCCNTR_EL0 = new_value<63:0>;

    constant integer ovflw = if HaveAArch32() && lc == '0' then 32 else 64;

    if old_value<64:ovflw> != new_value<64:ovflw> then
        PMOVSSET_EL0.C = '1';
        PMOVSLR_EL0.C = '1';

    return;
```

Library pseudocode for aarch64/debug/pmu/AArch64.IncrementEventCounter

```
// AArch64.IncrementEventCounter()
// =====
// Increment the specified event counter 'idx' by the specified amount 'increment'.
// 'Vm' is the value event counter 'idx-1' is being incremented by if 'idx' is odd,
// zero otherwise.
// Returns the amount the counter was incremented by.

integer AArch64.IncrementEventCounter(integer idx, integer increment_in, integer Vm)
    integer old_value;
    integer new_value;

    old_value = UInt(PMEVCNTR_EL0[idx]);
    constant integer increment = PMUCountValue(idx, increment_in, Vm);
    new_value = old_value + increment;

    bit lp;
    if IsFeatureImplemented(FEAT_PMUv3p5) then
        PMEVCNTR_EL0[idx] = new_value<63:0>;
        boolean pmuexception_enabled;
        (pmuexception_enabled, -) = PMUExceptionEnabled();
        if pmuexception_enabled then
            lp = '1';
        else
            case GetPMUCounterRange(idx) of
                when PMUCounterRange_R1
                    lp = PMCR_EL0.LP;
                when PMUCounterRange_R2
                    lp = MDCR_EL2.HLP;
                when PMUCounterRange_R3
                    lp = '1';
                otherwise
                    Unreachable();
            end
        else
            lp = '0';
            PMEVCNTR_EL0[idx] = ZeroExtend(new_value<31:0>, 64);
            constant integer ovflw = if lp == '1' then 64 else 32;

            if old_value<64:ovflw> != new_value<64:ovflw> then
                PMOVSSET_EL0<idx> = '1';
                PMOVSLR_EL0<idx> = '1';
                // Check for the CHAIN event from an even counter
                if (idx<0> == '0' && idx + 1 < NUM_PMU_COUNTERS && lp == '0' &&
                    (GetPMUCounterRange(idx) == GetPMUCounterRange(idx+1) ||
                     ConstrainUnpredictableBool(Unpredictable_COUNT_CHAIN))) then
                    // If PMU counters idx and idx+1 are not in same range,
                    // it is CONSTRAINED UNPREDICTABLE if CHAIN event is counted
                    PMUEvent(PMU_EVENT_CHAIN, 1, idx + 1);
                end
            end
            if (IsFeatureImplemented(FEAT_SEBEP) &&
                IsSupportingPMUSynchronousMode(PMEVTYPEPER_EL0[idx].evtCount) &&
                PMINTENSET_EL1<idx> == '1' && PMOVSLR_EL0<idx> == '1' && increment != 0) then
                SyncCounterOverflowed = TRUE;
            end

            return increment;
```

Library pseudocode for aarch64/debug/pmu/AArch64.PMUCycle

```
// AArch64.PMUCycle()
// =====
// Called at the end of each cycle to increment event counters and
// check for PMU overflow. In pseudocode, a cycle ends after the
// execution of the operational pseudocode.

AArch64.PMUCycle()
    if !IsFeatureImplemented(FEAT_PMUv3) then
        return;

    PMUEvent(PMU_EVENT_CPU_CYCLES);

    constant integer counters = NUM_PMU_COUNTERS;
    integer Vm = 0;
    if counters != 0 then
        for idx = 0 to counters - 1
            if CountPMUEvents(idx) then
                constant integer accumulated = PMUEventAccumulator[idx];
                if (idx MOD 2) == 0 then Vm = 0;
                Vm = AArch64.IncrementEventCounter(idx, accumulated, Vm);
                PMUEventAccumulator[idx] = 0;
    AArch64.IncrementCycleCounter();
    CheckForPMUOverflow();
```

Library pseudocode for aarch64/debug/profilingexception/TakeProfilingException

```
// TakeProfilingException()
// =====
// Takes a Profiling exception.

TakeProfilingException(bits(2) target_el, bits(5) fsc, boolean synchronous)
    ExceptionRecord except = ExceptionSyndrome(Exception Profiling);
    except.syndrome.iss<5:1> = fsc;
    if synchronous then
        except.syndrome.iss<0> = '1';

    constant bits(64) preferred_exception_return = ThisInstrAddr(64);
    constant integer vect_offset = 0x0;
    AArch64.TakeException(target_el, except, preferred_exception_return, vect_offset);
```


Library pseudocode for aarch64/debug/statisticalprofiling/CheckForSPEException

```
// CheckForSPEException()
// =====
// Take an SPE Profiling exception if pending, permitted, and unmasked.

CheckForSPEException()
    if !IsFeatureImplemented(FEAT_SPE_EXC) then
        return;

    if Halted\(\) || Restarting\(\) then
        return;

    boolean route_to_el3 = FALSE;
    boolean route_to_el2 = FALSE;
    boolean route_to_el1 = FALSE;

    if HaveEL\(EL3\) && MDCR_EL3.PMSEE == '1x' then
        constant boolean pending = PMBSR_EL3.S == '1';
        constant boolean masked = PSTATE.EL == EL3;
        route_to_el3 = pending && !masked;

    SecurityState owning_ss;
    bits(2) owning_el;
    (owning_ss, owning_el) = ProfilingBufferOwner\(\);
    constant boolean in_owning_ss = IsCurrentSecurityState(owning_ss);

    if EffectivePMSCR\_EL2\_EE\(\) == '1x' then
        constant boolean pending = PMBSR_EL2.S == '1';
        constant boolean masked = (!in_owning_ss || PSTATE.EL == EL3 ||
                                   (PSTATE.EL == EL2 && (PMSCR_EL2.EE != '11' ||
                                                         PMSCR_EL2.KE == '0' || PSTATE.PM == '1')));
        route_to_el2 = pending && !masked;

    if EffectivePMSCR\_EL1\_EE\(\) == '11' then
        constant boolean pending = PMBSR_EL1.S == '1';
        constant boolean masked = (!in_owning_ss || PSTATE.EL IN {EL3, EL2} ||
                                   (PSTATE.EL == EL1 && (PMSCR_EL1.KE == '0' || PSTATE.PM == '1')));
        if EffectiveTGE\(\) == '1' then
            route_to_el2 = route_to_el2 || (pending && !masked);
        else
            route_to_el1 = pending && !masked;

    constant bits(5) fsc = '00001'; // SPE exception
    constant boolean synchronous = FALSE;

    // The relative priorities of the following checks is IMPLEMENTATION DEFINED
    if route_to_el3 then
        TakeProfilingException(EL3, fsc, synchronous);
    if route_to_el2 then
        TakeProfilingException(EL2, fsc, synchronous);
    if route_to_el1 then
        TakeProfilingException(EL1, fsc, synchronous);
```

Library pseudocode for aarch64/debug/statisticalprofiling/CollectContextIDR1

```
// CollectContextIDR1()
// =====

boolean CollectContextIDR1()
    if !StatisticalProfilingEnabled\(\) then return FALSE;
    if PSTATE.EL == EL2 then return FALSE;
    if EL2Enabled\(\) && HCR_EL2.TGE == '1' then return FALSE;
    return PMSCR_EL1.CX == '1';
```

Library pseudocode for aarch64/debug/statisticalprofiling/CollectContextIDR2

```
// CollectContextIDR2()
// =====

boolean CollectContextIDR2()
    if !StatisticalProfilingEnabled() then return FALSE;
    if !EL2Enabled() then return FALSE;
    return PMSCR_EL2.CX == '1';
```

Library pseudocode for aarch64/debug/statisticalprofiling/CollectPhysicalAddress

```
// CollectPhysicalAddress()
// =====

boolean CollectPhysicalAddress()
    if !StatisticalProfilingEnabled() then return FALSE;
    (owning_ss, owning_el) = ProfilingBufferOwner();
    if HaveEL(EL2) && (owning_ss != SS\_Secure || IsSecureEL2Enabled()) then
        return PMSCR_EL2.PA == '1' && (owning_el == EL2 || PMSCR_EL1.PA == '1');
    else
        return PMSCR_EL1.PA == '1';
```

Library pseudocode for aarch64/debug/statisticalprofiling/CollectTimeStamp

```
// CollectTimeStamp()
// =====

TimeStamp CollectTimeStamp()
    if !StatisticalProfilingEnabled\(\) then return TimeStamp\_None;
    (-, owning_el) = ProfilingBufferOwner();

    if owning_el == EL2 then
        if PMSCR_EL2.TS == '0' then return TimeStamp\_None;
    else
        if PMSCR_EL1.TS == '0' then return TimeStamp\_None;

    bits(2) PCT_el1;
    if !IsFeatureImplemented(FEAT_ECV) then
        PCT_el1 = '0':PMSCR_EL1.PCT<0>; // PCT<1> is RES0
    else
        PCT_el1 = PMSCR_EL1.PCT;
        if PCT_el1 == '10' then
            // Reserved value
            (-, PCT_el1) = ConstrainUnpredictableBits(Unpredictable\_PMSCR\_PCT, 2);
    if EL2Enabled() then
        bits(2) PCT_el2;
        if !IsFeatureImplemented(FEAT_ECV) then
            PCT_el2 = '0':PMSCR_EL2.PCT<0>; // PCT<1> is RES0
        else
            PCT_el2 = PMSCR_EL2.PCT;
            if PCT_el2 == '10' then
                // Reserved value
                (-, PCT_el2) = ConstrainUnpredictableBits(Unpredictable\_PMSCR\_PCT, 2);
    case PCT_el2 of
        when '00'
            return if IsInHost() then TimeStamp\_Physical else TimeStamp\_Virtual;
        when '01'
            if owning_el == EL2 then return TimeStamp\_Physical;
        when '11'
            assert IsFeatureImplemented(FEAT_ECV); // FEAT_ECV must be implemented
            if owning_el == EL1 && PCT_el1 == '00' then
                return if IsInHost() then TimeStamp\_Physical else TimeStamp\_Virtual;
            else
                return TimeStamp\_OffsetPhysical;
    otherwise
        Unreachable();

    case PCT_el1 of
        when '00' return if IsInHost() then TimeStamp\_Physical else TimeStamp\_Virtual;
        when '01' return TimeStamp\_Physical;
        when '11'
            assert IsFeatureImplemented(FEAT_ECV); // FEAT_ECV must be implemented
            return TimeStamp\_OffsetPhysical;
    otherwise Unreachable();
```

Library pseudocode for aarch64/debug/statisticalprofiling/DefaultSPEEvent

```
// DefaultSPEEvent()
// =====
// Return the target ELx for an indirect write to PMBSR_ELx for an Other buffer management
// event or anything other than a buffer management event.

bits(2) DefaultSPEEvent()
    return ReportSPEEvent(Zeros(6), bits(6) UNKNOWN);
```

Library pseudocode for aarch64/debug/statisticalprofiling/EffectivePMBLIMITR_EL1_nVM

```
// EffectivePMBLIMITR_EL1_nVM()
// =====

bit EffectivePMBLIMITR_EL1_nVM()
    if !IsFeatureImplemented(FEAT_SPE_nVM) then
        return '0';
    if HaveEL(EL2) then
        (owning_ss, owning_el) = ProfilingBufferOwner();
        if ((owning_ss != SS_Secure || IsSecureEL2Enabled()) && owning_el == EL1 &&
            PMSCR_EL2.EnVM == '0') then
            return '0';
    return PMBLIMITR_EL1.nVM;
```

Library pseudocode for aarch64/debug/statisticalprofiling/EffectivePMSCR_EL1_EE

```
// EffectivePMSCR_EL1_EE()
// =====
// Return the Effective value of PMSCR_EL1.EE for the purpose of controlling the
// SPE Profiling exception.

bits(2) EffectivePMSCR_EL1_EE()
    if EffectivePMSCR_EL2_EE() == '00' then
        return '00';

    bits(2) ee = PMSCR_EL1.EE;
    if ee IN {'01', '10'} then // Reserved value
        if IsFeatureImplemented(FEAT_NV) then
            ee<0> = ee<1>;
        else
            Constraint c;
            (c, ee) = ConstrainUnpredictableBits(Unpredictable_RESPMSEE, 2);
            assert c IN {Constraint_DISABLED, Constraint_UNKNOWN};
            if c == Constraint_DISABLED then
                ee = '00';
            // Otherwise the value returned by ConstrainUnpredictableBits must be
            // a non-reserved value

    return ee;
```

Library pseudocode for aarch64/debug/statisticalprofiling/EffectivePMSCR_EL2_EE

```
// EffectivePMSCR_EL2_EE()
// =====
// Return the Effective value of PMSCR_EL2.EE.

bits(2) EffectivePMSCR_EL2_EE()
    if !IsFeatureImplemented(FEAT_SPE_EXC) then
        return '00';

    if HaveEL(EL3) && MDCR_EL3.PMSEE == '00' then
        return '00';

    constant boolean check_el2 = HaveEL(EL2) && (EffectiveSCR_EL3_NS() == '1' ||
                                                IsSecureEL2Enabled());
    return if check_el2 then PMSCR_EL2.EE else '01';
```

Library pseudocode for aarch64/debug/statisticalprofiling/GetPMBSR_EL1_FSC

```
// GetPMBSR_EL1_FSC()
// =====
// Query the PMBSR_EL1.FSC field.

bits(6) GetPMBSR_EL1_FSC()
    bits(6) FSC;

    FSC = PMBSR_EL1<5:0>;
    return FSC;
```

Library pseudocode for aarch64/debug/statisticalprofiling/GetPMBSR_EL2_FSC

```
// GetPMBSR_EL2_FSC()
// =====
// Query the PMBSR_EL2.FSC field.

bits(6) GetPMBSR_EL2_FSC()
    bits(6) FSC;

    FSC = PMBSR_EL2<5:0>;
    return FSC;
```

Library pseudocode for aarch64/debug/statisticalprofiling/GetPMBSR_EL3_FSC

```
// GetPMBSR_EL3_FSC()
// =====
// Query the PMBSR_EL3.FSC field.

bits(6) GetPMBSR_EL3_FSC()
    bits(6) FSC;

    FSC = PMBSR_EL3<5:0>;
    return FSC;
```

Library pseudocode for aarch64/debug/statisticalprofiling/OtherSPEManagementEvent

```
// OtherSPEManagementEvent()
// =====
// Report an Other buffer management event, with the status code 'bsc'

OtherSPEManagementEvent(bits(6) bsc)
    constant bits(2) target_el = DefaultSPEEvent();
    if PMBSR_EL[target_el].S == '0' then
        PMBSR\_EL[target_el].S = '1';           // Assert interrupt or exception
        PMBSR\_EL[target_el].EC = '000000';    // Other buffer management event
        PMBSR\_EL[target_el].MSS = ZeroExtend(bsc, 16);
        PMBSR\_EL[target_el].MSS2 = Zeros(24);
```

Library pseudocode for aarch64/debug/statisticalprofiling/PMBSR_EL

```
// PMBSR_EL[] - setter
// =====

PMBSRType PMBSR_EL[bits(2) el]
  bits(64) r;
  case el of
    when EL1    r = PMBSR_EL1;
    when EL2    r = PMBSR_EL2;
    when EL3    r = PMBSR_EL3;
    otherwise  Unreachable();
  return r;

// PMBSR_EL[] - getter
// =====

PMBSR_EL[bits(2) el] = bits(64) value
  constant bits(64) r = value;
  case el of
    when EL1    PMBSR_EL1 = r;
    when EL2    PMBSR_EL2 = r;
    when EL3    PMBSR_EL3 = r;
    otherwise  Unreachable();
  return;
```

Library pseudocode for aarch64/debug/statisticalprofiling/ProfilingBufferEnabled

```
// ProfilingBufferEnabled()
// =====

boolean ProfilingBufferEnabled()
  if !IsFeatureImplemented(FEAT_SPE) || Halted\(\) then
    return FALSE;

  (owning_ss, owning_el) = ProfilingBufferOwner\(\);
  constant bits(2) state_bits = EffectiveSCR\_EL3\_NSE\(\) : EffectiveSCR\_EL3\_NS\(\);

  boolean state_match;
  case owning_ss of
    when SS\_Secure    state_match = state_bits == '00';
    when SS\_NonSecure state_match = state_bits == '01';
    when SS\_Realm     state_match = state_bits == '11';

  constant boolean stopped = SPEProfilingStopped\(\);

  return (!ELUsingAArch32(owning_el) && state_match &&
    PMBLIMITR_EL1.E == '1' && !stopped);
```

Library pseudocode for aarch64/debug/statisticalprofiling/ProfilingBufferOwner

```
// ProfilingBufferOwner()
// =====

(SecurityState, bits(2)) ProfilingBufferOwner()
    SecurityState owning_ss;

    if HaveEL(EL3) then
        bits(3) state_bits;
        if IsFeatureImplemented(FEAT_RME) then
            state_bits = MDCR_EL3.<NSPBE,NSPB>;
            if (state_bits == '10x' ||
                (!IsFeatureImplemented(FEAT_SEL2) && state_bits == '00x')) then
                // Reserved value
                (-, state_bits) = ConstrainUnpredictableBits(Unpredictable\_RESERVEDNSxB, 3);
        else
            state_bits = '0' : MDCR_EL3.NSPB;

        case state_bits of
            when '00x' owning_ss = SS\_Secure;
            when '01x' owning_ss = SS\_NonSecure;
            when '11x' owning_ss = SS\_Realm;
        else
            owning_ss = if SecureOnlyImplementation() then SS\_Secure else SS\_NonSecure;

        bits(2) owning_el;
        if HaveEL(EL2) && (owning_ss != SS\_Secure || IsSecureEL2Enabled()) then
            owning_el = if MDCR_EL2.E2PB == '00' then EL2 else EL1;
        else
            owning_el = EL1;

        return (owning_ss, owning_el);
```

Library pseudocode for aarch64/debug/statisticalprofiling/ProfilingSynchronizationBarrier

```
// ProfilingSynchronizationBarrier()
// =====
// Barrier to ensure that all existing profiling data has been formatted, and profiling buffer
// addresses have been translated such that writes to the profiling buffer have been initiated.
// A following DSB completes when writes to the profiling buffer have completed.

ProfilingSynchronizationBarrier();
```

Library pseudocode for aarch64/debug/statisticalprofiling/ReportSPEEvent

```
// ReportSPEEvent()
// =====
// Return the target ELx for an indirect write to PMBSR_ELx.
// When the indirect write is due to a buffer management event:
// 'ec_bits' is the Event Class for the management event.
// 'fsc_bits' is the Fault Status Code when this is a fault, ignored otherwise.
// Otherwise, 'ec_bits' should be Zeros().

bits(2) ReportSPEEvent(bits(6) ec_bits, bits(6) fsc_bits)
    bits(2) target_el;
    boolean route_to_el3 = FALSE;
    boolean route_to_el2 = FALSE;

    if IsFeatureImplemented(FEAT_SPE_EXC) then
        constant boolean s1fault = (ec_bits == '100100'); // Stage 1 fault
        constant boolean s2fault = (ec_bits == '100101'); // Stage 2 fault

        boolean gpcfault, gpfault;
        if IsFeatureImplemented(FEAT_RME) then
            // Granule Protection Check fault, other than GPF. That is, a GPT address size fault,
            // GPT walk fault, or synchronous External abort on GPT fetch.
            gpcfault = (ec_bits == '011110');
            // Other Granule Protection Fault, reported as Stage 1 or Stage 2 fault.
            gpfault = ((s1fault || s2fault) && fsc_bits IN {'10001x', '1001xx', '101000'});
        else
            gpcfault = FALSE;
            gpfault = FALSE;
        constant boolean sync_ext_abort = ((s1fault || s2fault) &&
            fsc_bits IN {'010000', '01001x', '0101xx', '011011'});

        SecurityState owning_ss;
        bits(2) owning_el;
        (owning_ss, owning_el) = ProfilingBufferOwner();

        if HaveEL(EL3) && MDCR_EL3.PMSEE == '1x' then
            route_to_el3 = (MDCR_EL3.PMSEE == '11' ||
                gpcfault || (gpfault && SCR_EL3.GPF == '1') ||
                (sync_ext_abort && EffectiveEA() == '1'));

        if EffectivePMSCR\_EL2\_EE() == '1x' then
            route_to_el2 = (PMSCR_EL2.EE == '11' || (s1fault && owning_el == EL2) || s2fault ||
                gpfault || (gpfault && HCR_EL2.GPF == '1') ||
                (sync_ext_abort && EffectiveHCR\_TEA() == '1'));

        if route_to_el3 then
            target_el = EL3;
        elseif route_to_el2 then
            target_el = EL2;
        else
            target_el = EL1;

    return target_el;
```

Library pseudocode for aarch64/debug/statisticalprofiling/SPEAddByteToRecord

```
// SPEAddByteToRecord()
// =====
// Add one byte to a record and increase size property appropriately.

SPEAddByteToRecord(bits(8) b)
    assert SPERecordSize < SPEMaxRecordSize;
    SPERecordData[SPERecordSize] = b;
    SPERecordSize = SPERecordSize + 1;
```


Library pseudocode for aarch64/debug/statisticalprofiling/SPEAddPacketToRecord

```
// SPEAddPacketToRecord()
// =====
// Add passed header and payload data to the record.
// Payload must be a multiple of 8.

SPEAddPacketToRecord(bits(2) header_hi, bits(4) header_lo,
                     bits(N) payload)
    assert N MOD 8 == 0;
    bits(2) sz;
    case N of
        when 8 sz = '00';
        when 16 sz = '01';
        when 32 sz = '10';
        when 64 sz = '11';
        otherwise Unreachable();

    constant bits(8) header = header_hi:sz:header_lo;
    SPEAddByteToRecord(header);
    for i = 0 to (N DIV 8)-1
        SPEAddByteToRecord(Elem[payload, i, 8]);
```



```

// SPEBranch()
// =====
// Called on every branch if SPE is present. Maintains previous branch target
// and branch related SPE functionality.

SPEBranch(bits(N) target, BranchType branch_type, boolean conditional, boolean taken_flag)
    constant boolean is_isb = FALSE;
    SPEBranch(target, branch_type, conditional, taken_flag, is_isb);

SPEBranch(bits(N) target, BranchType branch_type, boolean conditional, boolean taken_flag,
    boolean is_isb)
    // If the PE implements branch prediction, data about (mis)prediction is collected
    // through the PMU events.

    boolean collect_prev_br;
    constant boolean collect_prev_br_eret = boolean IMPLEMENTATION_DEFINED "SPE prev br on eret";
    constant boolean collect_prev_br_exception = (boolean IMPLEMENTATION_DEFINED
        "SPE prev br on exception");
    constant boolean collect_prev_br_isb = boolean IMPLEMENTATION_DEFINED "SPE prev br on isb";
    case branch_type of
        when BranchType\_EXCEPTION
            collect_prev_br = collect_prev_br_exception;
        when BranchType\_ERET
            collect_prev_br = collect_prev_br_eret;
        otherwise
            collect_prev_br = !is_isb || collect_prev_br_isb;

    // Implements previous branch target functionality
    if (taken_flag && !IsZero(PMSIDR_EL1.PBT) && StatisticalProfilingEnabled() &&
        collect_prev_br) then

        if SPESampleInFlight then
            // Save the target address for it to be added to record.
            constant bits(64) previous_target = SPESamplePreviousBranchAddress;
            SPESampleAddress[SPEAddrPosPrevBranchTarget]<63:0> = previous_target<63:0>;
            constant boolean previous_branch_valid = SPESamplePreviousBranchAddressValid;
            SPESampleAddressValid[SPEAddrPosPrevBranchTarget] = previous_branch_valid;
            SPESamplePreviousBranchAddress<55:0> = target<55:0>;

        bit ns;
        bit nse;
        case CurrentSecurityState() of
            when SS\_Secure
                ns = '0';
                nse = '0';
            when SS\_NonSecure
                ns = '1';
                nse = '0';
            when SS\_Realm
                ns = '1';
                nse = '1';
            otherwise Unreachable();

        SPESamplePreviousBranchAddress<63> = ns;
        SPESamplePreviousBranchAddress<60> = nse;
        SPESamplePreviousBranchAddress<62:61> = PSTATE.EL;
        SPESamplePreviousBranchAddressValid = TRUE;

    if !StatisticalProfilingEnabled() then
        if taken_flag then
            // Invalidate previous branch address, if profiling is disabled
            // or prohibited.
            SPESamplePreviousBranchAddressValid = FALSE;
        return;

    if SPESampleInFlight then
        SPESampleOpAttr.branch_is_direct = branch_type IN {BranchType\_DIR, BranchType\_DIRCALL};
        SPESampleOpAttr.branch_has_link = branch_type IN {BranchType\_DIRCALL, BranchType\_INDCALL};
        SPESampleOpAttr.procedure_return = branch_type == BranchType\_RET;
        SPESampleOpAttr.op_type = SPEOpType\_Branch;

```

```

SPESampleOpAttr.is_conditional = conditional;
SPESampleOpAttr.cond_pass = taken_flag;

// Save the target address.
if taken_flag then
    SPESampleAddress[SPEAddrPosBranchTarget]<55:0> = target<55:0>;

bit ns;
bit nse;
case CurrentSecurityState() of
    when SS\_Secure
        ns = '0';
        nse = '0';
    when SS\_NonSecure
        ns = '1';
        nse = '0';
    when SS\_Realm
        ns = '1';
        nse = '1';
    otherwise Unreachable();

SPESampleAddress[SPEAddrPosBranchTarget]<63> = ns;
SPESampleAddress[SPEAddrPosBranchTarget]<60> = nse;
SPESampleAddress[SPEAddrPosBranchTarget]<62:61> = PSTATE.EL;
SPESampleAddressValid[SPEAddrPosBranchTarget] = TRUE;

```

Library pseudocode for aarch64/debug/statisticalprofiling/SPEBufferIsFull

```

// SPEBufferIsFull()
// =====
// Return true if another full size sample record would not fit in the
// profiling buffer.

boolean SPEBufferIsFull()
    constant integer write_pointer_limit = UInt(PMBLIMITR_EL1.LIMIT;Zeros(12));
    constant integer current_write_pointer = UInt(PMBPTR_EL1);
    constant integer record_max_size = 1<<UInt(PMSIDR_EL1.MaxSize);
    return current_write_pointer > (write_pointer_limit - record_max_size);

```



```

// SPECcollectRecord()
// =====
// Returns TRUE if the sampled class of instructions or operations, as
// determined by PMSFCR_EL1, are recorded and FALSE otherwise.

boolean SPECcollectRecord(bits(64) events, integer total_latency, SPEOpType optype)

    // "mask" defines which Events packet bits are checked by the filter
    bits(64) mask = Zeros(64);
    constant bits(64) impdef_mask = bits(64) IMPLEMENTATION_DEFINED "SPE mask";

    mask<63:48> = impdef_mask<63:48>;

    if IsFeatureImplemented(FEAT_SPE_SME) && IsFeatureImplemented(FEAT_SPEvlp4) then
        mask<25:24> = '11'; // Streaming mode, SMCU
    if IsFeatureImplemented(FEAT_SPEvlp4) then
        mask<23:19> = '11111'; // Snoop hit, recent fetch, modified,
                                // L2 access, L2 hit
    else
        mask<31:24> = impdef_mask<31:24>;
    if IsFeatureImplemented(FEAT_SPEvlp1) && IsFeatureImplemented(FEAT_SVE) then
        mask<18:17> = '11'; // Predicates
    if IsFeatureImplemented(FEAT_TME) then
        mask<16> = '1'; // Transactional state
    mask<15:12> = impdef_mask<15:12>;
    if IsFeatureImplemented(FEAT_SPEvlp1) then
        mask<11> = '1'; // Data alignment
    if IsFeatureImplemented(FEAT_SPEvlp4) then
        mask<10:8> = '111'; // Remote access, LLC access, LLC miss
    else
        mask<10:8> = impdef_mask<10:8>;
    mask<7> = '1'; // Mispredicted
    if IsFeatureImplemented(FEAT_SPEvlp2) then
        mask<6> = '1'; // Not taken
    mask<5,3,1> = '111'; // TLB walk, L1 miss, retired
    if IsFeatureImplemented(FEAT_SPEvlp4) then
        mask<4,2> = '11'; // TLB access, L1 access
    else
        mask<4,2> = impdef_mask<4,2>;

    constant bits(64) e = events AND mask;

    // Filtering by event
    constant bits(64) evfr = PMSEVFR_EL1 AND mask;
    boolean is_rejected_event = FALSE;
    constant boolean is_evt = IsZero(NOT(e) AND evfr);
    if PMSFCR_EL1.FE == '1' then
        // Filtering by event is enabled
        if !IsZero(evfr) then
            // Not UNPREDICTABLE case
            is_rejected_event = !is_evt;
        else
            is_rejected_event = ConstrainUnpredictableBool(Unpredictable_BADPMSFCR);

    // Filtering by inverse event
    boolean is_rejected_nevent = FALSE;
    boolean is_nevt;
    if IsFeatureImplemented(FEAT_SPEvlp2) then
        constant bits(64) nevfr = PMSNEVFR_EL1 AND mask;
        is_nevt = IsZero(e AND nevfr);
        if PMSFCR_EL1.FnE == '1' then
            // Inverse filtering by event is enabled
            if !IsZero(nevfr) then
                // Not UNPREDICTABLE case
                is_rejected_nevent = !is_nevt;
            else
                is_rejected_nevent = ConstrainUnpredictableBool(Unpredictable_BADPMSFCR);
    else
        is_nevt = TRUE; // not implemented

```

```

if (IsFeatureImplemented(FEAT_SPEv1p2) && PMSFCR_EL1.<FnE,FE> == '11' &&
    !IsZero(PMSEVFR_EL1 AND PMSNEVFR_EL1 AND mask)) then
    // UNPREDICTABLE case due to combination of filter and inverse filter
    is_rejected_nevent = ConstrainUnpredictableBool(Unpredictable_BADPMSFCR);
    is_rejected_event = ConstrainUnpredictableBool(Unpredictable_BADPMSFCR);

if is_evt && is_nevt then
    PMUEvent(PMU_EVENT_SAMPLE_FEED_EVENT);

constant boolean is_rejected_type = SPEFilterByType(SPESampleOpAttr);

// Filter by latency
boolean is_rejected_latency = FALSE;
constant boolean is_lat = (total_latency < UInt(PMSLATFR_EL1.MINLAT));
if is_lat then PMUEvent(PMU_EVENT_SAMPLE_FEED_LAT);

if PMSFCR_EL1.FL == '1' then
    // Filtering by latency is enabled
    if !IsZero(PMSLATFR_EL1.MINLAT) then
        // Not an UNPREDICTABLE case
        is_rejected_latency = !is_lat;
    else
        is_rejected_latency = ConstrainUnpredictableBool(Unpredictable_BADPMSFCR);

// Filtering by Data Source
boolean is_rejected_data_source = FALSE;
if (IsFeatureImplemented(FEAT_SPE_FDS) && SPESampleDataSourceValid &&
    (SPESampleOpAttr.op_type IN {SPEOpType\_Load, SPEOpType\_LoadAtomic})) then
    constant bits(16) data_source = SPESampleDataSource;
    constant integer index = UInt(data_source<5:0>);
    constant boolean is_ds = PMSDSFR_EL1<index> == '1';
    if is_ds then PMUEvent(PMU_EVENT_SAMPLE_FEED_DS);
    if PMSFCR_EL1.FDS == '1' then
        // Filtering by Data Source is enabled
        is_rejected_data_source = !is_ds;

boolean return_value;
return_value = !(is_rejected_nevent || is_rejected_event ||
    is_rejected_type || is_rejected_latency ||
    is_rejected_data_source);

if return_value then
    PMUEvent(PMU_EVENT_SAMPLE_FILTRATE);

return return_value;

```



```

// SPEConstructRecord()
// =====
// Create new record and populate it with packets using sample storage data.
// This is an example implementation, packets may appear in
// any order as long as the record ends with an End or Timestamp packet.

SPEConstructRecord()
    // Empty the record.
    SPEEmptyRecord\(\);

    // Add contextEL1 if available
    if SPESampleContextEL1Valid then
        SPEAddPacketToRecord('01', '0100', SPESampleContextEL1);

    // Add contextEL2 if available
    if SPESampleContextEL2Valid then
        SPEAddPacketToRecord('01', '0101', SPESampleContextEL2);

    // Add valid counters
    for counter_index = 0 to (SPEMaxCounters - 1)
        if SPESampleCounterValid[counter_index] then
            if counter_index >= 8 then
                // Need extended format
                SPEAddByteToRecord('001000':counter_index<4:3>);
            // Check for overflow
            constant boolean large_counters = boolean IMPLEMENTATION_DEFINED "SPE 16bit counters";
            if SPESampleCounter[counter_index] > 0xFFFF && large_counters then
                SPESampleCounter[counter_index] = 0xFFFF;
            elseif SPESampleCounter[counter_index] > 0xFFF then
                SPESampleCounter[counter_index] = 0xFFF;

            // Add byte0 for short format (byte1 for extended format)
            SPEAddPacketToRecord('10', '1':counter_index<2:0>,
                               SPESampleCounter[counter_index]<15:0>);

    // Add valid addresses
    if IsFeatureImplemented(FEAT_SPEv1p2) then
        // Under the some conditions, it is IMPLEMENTATION_DEFINED whether
        // previous branch packet is present.
        constant boolean include_prev_br = (boolean IMPLEMENTATION_DEFINED
                                             "SPE get prev br if not br");
        if SPESampleOpAttr.op_type != SPEOpType\_Branch && !include_prev_br then
            SPESampleAddressValid[SPEAddrPosPrevBranchTarget] = FALSE;

    // Data Virtual address should not be collected if this was an NV2 access and Statistical
    // Profiling is disabled at EL2.
    if !StatisticalProfilingEnabled(EL2) && SPESampleOpAttr.ldst_type == SPELDSTType\_NV2 then
        SPESampleAddressValid[SPEAddrPosDataVirtual] = FALSE;

    for address_index = 0 to (SPEMaxAddrs - 1)
        if SPESampleAddressValid[address_index] then
            if address_index >= 8 then
                // Need extended format
                SPEAddByteToRecord('001000':address_index<4:3>);
            // Add byte0 for short format (byte1 for extended format)
            SPEAddPacketToRecord('10', '0':address_index<2:0>,
                               SPESampleAddress[address_index]);

    // Add Data Source
    if SPESampleDataSourceValid then
        constant integer ds_payload_size = SPEGetDataSourcePayloadSize();
        SPEAddPacketToRecord('01', '0011', SPESampleDataSource<8*ds_payload_size-1:0>);

    // Construct class and subclass
    constant bit cond = if SPESampleOpAttr.is_conditional then '1' else '0';
    constant bit fp = if SPESampleOpAttr.is_floating_point then '1' else '0';
    constant bit ldst = if SPESampleOpAttr.op_type == SPEOpType\_Store then '1' else '0';
    constant bit ar = if SPESampleOpAttr.is_acquire_release then '1' else '0';
    constant bit excl = if SPESampleOpAttr.is_exclusive then '1' else '0';
    constant bit at = if SPESampleOpAttr.at then '1' else '0';

```

```

constant bit indirect = if SPESampleOpAttr.branch_is_direct then '0' else '1';
constant bit pred = if SPESampleOpAttr.is_predicated then '1' else '0';
constant bit sg = if SPESampleOpAttr.is_gather_scatter then '1' else '0';
constant bits(3) evl = SPESampleOpAttr.evl;
constant bit simd = if SPESampleOpAttr.is_simd then '1' else '0';
constant bits(4) ets = SPESampleOpAttr.ets;
// Since this implementation of SPE samples instruction instead of micro-operations, a
// Branch with link or Procedure return instruction will never be recorded as a "Load/store,
// GCS" format Operation Type packet. Therefore the COMMON bit is hard-wired to '1'.
constant bit common = '1';

bits(2) op_class;
bits(8) op_subclass;
if SPESampleOpAttr.op_type == SPEOpType\_Other then
    op_class = '00';
    op_subclass = Zeros(5):simd:fp:cond;
elsif SPESampleOpAttr.op_type == SPEOpType\_OtherSVE then
    op_class = '00';
    op_subclass = '0':evl:'1':pred:fp:'0';
elsif SPESampleOpAttr.op_type == SPEOpType\_OtherSME then
    op_class = '00';
    op_subclass = '1':ets<3:1>:'1':ets<0>:fp:'0';
elsif SPESampleOpAttr.op_type == SPEOpType\_Branch then
    op_class = '10';
    bits(2) cr = '00';
    bit gcs = '0';
    if IsFeatureImplemented(FEAT_SPE_CRR) then
        if SPESampleOpAttr.branch_has_link then
            cr = '01';
        elsif SPESampleOpAttr.procedure_return then
            cr = '10';
        else
            cr = '11';
    if IsFeatureImplemented(FEAT_GCS) then
        if (SPESampleOpAttr.ldst_type == SPELDSTType\_GCS &&
            (SPESampleOpAttr.branch_has_link || SPESampleOpAttr.procedure_return)) then
            gcs = '1';
    op_subclass = Zeros(3):cr:gcs:indirect:cond;

elsif SPESampleOpAttr.op_type IN {SPEOpType\_Load, SPEOpType\_Store, SPEOpType\_LoadAtomic} then
    op_class = '01';
    case SPESampleOpAttr.ldst_type of
        when SPELDSTType\_NV2
            op_subclass = '0011000':ldst;
        when SPELDSTType\_Extended
            op_subclass = '000':ar:excl:at:'1':ldst;
        when SPELDSTType\_General
            op_subclass = Zeros(7):ldst;
        when SPELDSTType\_SIMDFP
            op_subclass = '0000010':ldst;
        when SPELDSTType\_SVESME
            op_subclass = sg:evl:'1':pred:'0':ldst;
        when SPELDSTType\_Unspecified
            op_subclass = '0001000':ldst;
        when SPELDSTType\_Tags
            op_subclass = '0001010':ldst;
        when SPELDSTType\_MemCopy
            op_subclass = '0010000':ldst;
        when SPELDSTType\_MemSet
            op_subclass = '00100101';
        when SPELDSTType\_GCS
            op_subclass = '01000':common:'0':ldst;
        when SPELDSTType\_GCSSS2
            // GCSSS2 is converted to GCS, should not appear here
            Unreachable();
        otherwise
            Unreachable();
    else
        Unreachable();

```

```

// Add operation details
SPEAddPacketToRecord('01', '10':op_class, op_subclass);

// Add events
// Get size of payload in bytes.
constant integer payload_size = SPEGetEventsPayloadSize();

SPEAddPacketToRecord('01', '0010', SPESampleEvents<8*payload_size-1:0>);

// Add Timestamp to end the record if one is available.
// Otherwise end with an End packet.
if SPESampleTimestampValid then
    SPEAddPacketToRecord('01', '0001', SPESampleTimestamp);
else
    SPEAddByteToRecord('00000001');

// Add padding
while SPERecordSize MOD (1<<UInt(PMBIDR_EL1.Align)) != 0 do
    SPEAddByteToRecord(Zeros(8));
SPEWriteToBuffer();

```

Library pseudocode for aarch64/debug/statisticalprofiling/SPECycle

```

// SPECycle()
// =====
// Function called at the end of every cycle. Responsible for asserting interrupts
// and advancing counters.

SPECycle()
    if !IsFeatureImplemented(FEAT_SPE) then
        return;

    // Increment pending counters
    if SPESampleInFlight then
        for i = 0 to (SPEMaxCounters - 1)
            if SPESampleCounterPending[i] then
                SPESampleCounter[i] = SPESampleCounter[i] + 1;

    // Assert PMBIRQ if appropriate.
    if SPEInterruptEnabled() && PMBSR_EL1.S == '1' then
        SetInterruptRequestLevel(InterruptID_PMBIRQ, HIGH);
    else
        SetInterruptRequestLevel(InterruptID_PMBIRQ, LOW);

```

Library pseudocode for aarch64/debug/statisticalprofiling/SPEEmptyRecord

```

// SPEEmptyRecord()
// =====
// Reset record data.

SPEEmptyRecord()
    SPERecordSize = 0;
    for i = 0 to (SPEMaxRecordSize - 1)
        SPERecordData[i] = Zeros(8);

```

Library pseudocode for aarch64/debug/statisticalprofiling/SPEEncodeETS

```
// SPEEncodeETS()
// =====
// Encodes an integer tile size length into the ets field for the SPE operation type packet.

bits(4) SPEEncodeETS(integer size)
    bits(4) ets;
    if size <= 128 then
        ets = '0000';
    elsif size <= 256 then
        ets = '0001';
    elsif size <= 512 then
        ets = '0010';
    elsif size <= 1024 then
        ets = '0011';
    elsif size <= 2048 then
        ets = '0100';
    elsif size <= 4096 then
        ets = '0101';
    elsif size <= 8192 then
        ets = '0110';
    elsif size <= 16384 then
        ets = '0111';
    elsif size <= 32768 then
        ets = '1000';
    elsif size <= 65536 then
        ets = '1001';
    elsif size <= 131072 then
        ets = '1010';
    elsif size <= 262144 then
        ets = '1011';
    else
        ets = '1111';
    return ets;
```

Library pseudocode for aarch64/debug/statisticalprofiling/SPEEncodeEVL

```
// SPEEncodeEVL()
// =====
// Encodes an integer vector length into the evl field for the SPE operation type packet.

bits(3) SPEEncodeEVL(integer vl)
    bits(3) evl;
    if vl <= 32 then
        evl = '000';
    elsif vl <= 64 then
        evl = '001';
    elsif vl <= 128 then
        evl = '010';
    elsif vl <= 256 then
        evl = '011';
    elsif vl <= 512 then
        evl = '100';
    elsif vl <= 1024 then
        evl = '101';
    elsif vl <= 2048 then
        evl = '110';
    else
        if IsFeatureImplemented(FEAT_SPE_SME) then
            evl = '111';
        else
            Unreachable();
    return evl;
```

Library pseudocode for aarch64/debug/statisticalprofiling/SPEEvent

```
// SPEEvent()
// =====
// Called by PMUEvent if a sample is in flight.
// Sets appropriate bit in SPESampleStorage.events.

SPEEvent(bits(16) pmuevent)
  case pmuevent of
    when PMU_EVENT_DSNP_HIT_RD
      if IsFeatureImplemented(FEAT_SPEv1p4) then
        SPESampleEvents<23> = '1';
    when PMU_EVENT_L1D_LFB_HIT_RD
      if IsFeatureImplemented(FEAT_SPEv1p4) then
        SPESampleEvents<22> = '1';
    when PMU_EVENT_L2D_LFB_HIT_RD
      if IsFeatureImplemented(FEAT_SPEv1p4) then
        SPESampleEvents<22> = '1';
    when PMU_EVENT_L3D_LFB_HIT_RD
      if IsFeatureImplemented(FEAT_SPEv1p4) then
        SPESampleEvents<22> = '1';
    when PMU_EVENT_LL_LFB_HIT_RD
      if IsFeatureImplemented(FEAT_SPEv1p4) then
        SPESampleEvents<22> = '1';
    when PMU_EVENT_L1D_CACHE_HITM_RD
      if IsFeatureImplemented(FEAT_SPEv1p4) then
        SPESampleEvents<21> = '1';
    when PMU_EVENT_L2D_CACHE_HITM_RD
      if IsFeatureImplemented(FEAT_SPEv1p4) then
        SPESampleEvents<21> = '1';
    when PMU_EVENT_L3D_CACHE_HITM_RD
      if IsFeatureImplemented(FEAT_SPEv1p4) then
        SPESampleEvents<21> = '1';
    when PMU_EVENT_LL_CACHE_HITM_RD
      if IsFeatureImplemented(FEAT_SPEv1p4) then
        SPESampleEvents<21> = '1';
    when PMU_EVENT_L2D_CACHE_LMISS_RD
      if IsFeatureImplemented(FEAT_SPEv1p4) then
        SPESampleEvents<20> = '1';
    when PMU_EVENT_L2D_CACHE_RD
      if IsFeatureImplemented(FEAT_SPEv1p4) then
        SPESampleEvents<19> = '1';
    when PMU_EVENT_SVE_PRED_EMPTY_SPEC
      if IsFeatureImplemented(FEAT_SPEv1p1) then
        SPESampleEvents<18> = '1';
    when PMU_EVENT_SVE_PRED_NOT_FULL_SPEC
      if IsFeatureImplemented(FEAT_SPEv1p1) then
        SPESampleEvents<17> = '1';
    when PMU_EVENT_LDST_ALIGN_LAT
      if IsFeatureImplemented(FEAT_SPEv1p1) then
        SPESampleEvents<11> = '1';
    when PMU_EVENT_REMOTE_ACCESS
      SPESampleEvents<10> = '1';
    when PMU_EVENT_LL_CACHE_MISS
      SPESampleEvents<9> = '1';
    when PMU_EVENT_LL_CACHE
      SPESampleEvents<8> = '1';
    when PMU_EVENT_BR_MIS_PRED
      SPESampleEvents<7> = '1';
    when PMU_EVENT_BR_MIS_PRED_RETIRE
      SPESampleEvents<7> = '1';
    when PMU_EVENT_DTLB_WALK
      SPESampleEvents<5> = '1';
    when PMU_EVENT_L1D_TLB
      SPESampleEvents<4> = '1';
    when PMU_EVENT_L1D_CACHE_REFILL
      if !IsFeatureImplemented(FEAT_SPEv1p4) then
        SPESampleEvents<3> = '1';
    when PMU_EVENT_L1D_CACHE_LMISS_RD
      if IsFeatureImplemented(FEAT_SPEv1p4) then
        SPESampleEvents<3> = '1';
    when PMU_EVENT_L1D_CACHE
      SPESampleEvents<2> = '1';
    when PMU_EVENT_INST_RETIRE
      SPESampleEvents<1> = '1';
    when PMU_EVENT_EXC_TAKEN
      SPESampleEvents<0> = '1';
    otherwise return;
  return;
```

Library pseudocode for aarch64/debug/statisticalprofiling/SPEFilterByType

```
// SPEFilterByType()
// =====
// Returns TRUE if the operation is to be discarded because of its OpAttrs, and FALSE otherwise.

boolean SPEFilterByType(SPEOpAttr opattr)
    // Bit order is {B,LD,ST,FP,SIMD}
    bits(5) flags, ctrl, mask;

    boolean is_load = FALSE;
    boolean is_store = FALSE;
    // With GCS, Branch Link and Procedure Return instructions write and read the GCS.
    // BL and RET instructions with GCS enabled call SPESampleLoadStore() before branch/packet
    // construction, setting ldst_type to indicate a GCS access.
    if (opattr.op_type IN {SPEOpType_Load, SPEOpType_LoadAtomic} ||
        (SPESampleOpAttr.ldst_type == SPELDSTType_GCS && opattr.procedure_return)) then
        // RET instruction with GCS should also count as Load
        is_load = TRUE;
    if (opattr.op_type IN {SPEOpType_Store, SPEOpType_LoadAtomic} ||
        (SPESampleOpAttr.ldst_type == SPELDSTType_GCS && opattr.branch_has_link)) then
        // BL instruction with GCS should also count as store.
        is_store = TRUE;
    // Construct flags bits
    // B
    flags<0> = (if opattr.op_type == SPEOpType_Branch then '1' else '0');
    // LD
    flags<1> = (if is_load then '1' else '0');
    // ST
    flags<2> = (if is_store then '1' else '0');
    // FP
    flags<3> = (if opattr.is_floating_point then '1' else '0');
    // SIMD
    flags<4> = (if opattr.is_simd then '1' else '0');
    if IsFeatureImplemented(FEAT_SPE_EFT) then
        ctrl = PMSFCR_EL1.<SIMD, FP, ST, LD, B>;
        mask = PMSFCR_EL1.<SIMDm, FPM, STm, LDm, Bm>;
    else
        ctrl = '00':PMSFCR_EL1.<ST, LD, B>;
        mask = '00000';

    constant bits(5) ctrl_or = (ctrl AND (NOT mask));
    constant bits(5) ctrl_and = (ctrl AND mask);

    constant boolean is_op = ((IsZero(ctrl_or) || !IsZero(flags AND ctrl_or)) &&
        ((flags AND mask) == ctrl_and));

    if flags<0> == '1' then PMUEvent(PMU_EVENT_SAMPLE_FEED_BR);
    if flags<1> == '1' then PMUEvent(PMU_EVENT_SAMPLE_FEED_LD);
    if flags<2> == '1' then PMUEvent(PMU_EVENT_SAMPLE_FEED_ST);
    if flags<3> == '1' then PMUEvent(PMU_EVENT_SAMPLE_FEED_FP);
    if flags<4> == '1' then PMUEvent(PMU_EVENT_SAMPLE_FEED_SIMD);

    boolean is_rejected_type = FALSE;
    if PMSFCR_EL1.FT == '1' then
        // Filtering by type is enabled
        if IsFeatureImplemented(FEAT_SPE_EFT) || !IsZero(ctrl) then
            is_rejected_type = !is_op;
        else
            is_rejected_type = ConstrainUnpredictableBool(Unpredictable_BADPMSFCR);
    if is_op && (!IsZero(ctrl) || !IsZero(mask)) then PMUEvent(PMU_EVENT_SAMPLE_FEED_OP);
    return is_rejected_type;
```

Library pseudocode for aarch64/debug/statisticalprofiling/SPEFreezeOnEvent

```
// SPEFreezeOnEvent()
// =====
// Returns TRUE if PMU event counter idx should be frozen due to an SPE event, and FALSE otherwise.

boolean SPEFreezeOnEvent(integer idx)
    constant integer counters = NUM_PMU_COUNTERS;
    assert (idx >= 0 &&
        (idx < counters || idx == CYCLE\_COUNTER\_ID ||
        (idx == INSTRUCTION\_COUNTER\_ID && IsFeatureImplemented(FEAT_PMUv3_ICNTR))));

    if !IsFeatureImplemented(FEAT_SPEv1p2) || !IsFeatureImplemented(FEAT_PMUv3p7) then
        return FALSE;
    if idx == CYCLE\_COUNTER\_ID && !IsFeatureImplemented(FEAT_SPE_DPFZS) then
        // FZS does not affect the cycle counter when FEAT_SPE_DPFZS is not implemented
        return FALSE;

    constant boolean freeze_on_event = PMBLIMITR_EL1.<E,PMFZ> == '11';
    constant boolean stopped = SPEProfilingStopped();

    case GetPMUCounterRange(idx) of
        when PMUCounterRange\_R1
            return freeze_on_event && stopped && PMCR_EL0.FZS == '1';
        when PMUCounterRange\_R2
            return freeze_on_event && stopped && MDCR_EL2.HPMFZS == '1';
        otherwise
            return FALSE;
```

Library pseudocode for aarch64/debug/statisticalprofiling/SPEGetDataSource

```
// SPEGetDataSource()
// =====
// Returns a tuple indicating the data source for an access passed to SPESampleLoadStore, and
// whether the data source is valid.

(boolean, bits(16)) SPEGetDataSource(boolean is_load,
    AccessDescriptor accdesc,
    AddressDescriptor addrdesc);
```

Library pseudocode for aarch64/debug/statisticalprofiling/SPEGetDataSourcePayloadSize

```
// SPEGetDataSourcePayloadSize()
// =====
// Returns the size of the Data Source payload in bytes.

integer SPEGetDataSourcePayloadSize()
    return integer IMPLEMENTATION_DEFINED "SPE Data Source packet payload size";
```

Library pseudocode for aarch64/debug/statisticalprofiling/SPEGetEventsPayloadSize

```
// SPEGetEventsPayloadSize()
// =====
// Returns the size in bytes of the Events packet payload as an integer.

integer SPEGetEventsPayloadSize()
    return integer IMPLEMENTATION_DEFINED "SPE Events packet payload size";
```

Library pseudocode for aarch64/debug/statisticalprofiling/SPEGetRandomBoolean

```
// SPEGetRandomBoolean()
// =====
// Returns a random or pseudo-random boolean value.

boolean SPEGetRandomBoolean();
```

Library pseudocode for aarch64/debug/statisticalprofiling/SPEGetRandomInterval

```
// SPEGetRandomInterval()
// =====
// Returns a random or pseudo-random byte for resetting COUNT or ECOUNT.

bits(8) SPEGetRandomInterval();
```

Library pseudocode for aarch64/debug/statisticalprofiling/SPEISB

```
// SPEISB()
// =====
// Called by ISB instruction, correctly calls SPEBranch to save previous branches.

SPEISB()
    constant bits(64) address = PC64 + 4;
    constant BranchType branch_type = BranchType\_DIR;
    constant boolean branch_conditional = FALSE;
    constant boolean taken = FALSE;
    constant boolean is_isb = TRUE;

    SPEBranch(address, branch_type, branch_conditional, taken, is_isb);
```

Library pseudocode for aarch64/debug/statisticalprofiling/SPEInterruptEnabled

```
// SPEInterruptEnabled()
// =====
// Return TRUE if the SPE interrupt request (PMBIRQ) is enabled, FALSE otherwise.

boolean SPEInterruptEnabled()
    return EffectivePMSCR\_EL1\_EE() == '00';
```

Library pseudocode for aarch64/debug/statisticalprofiling/SPELDSTType

```
// SPELDSTType
// =====
// Type of a load or store operation.

enumeration SPELDSTType {
    SPELDSTType_NV2,
    SPELDSTType_Extended,
    SPELDSTType_General,
    SPELDSTType_SIMDFP,
    SPELDSTType_SVESME,
    SPELDSTType_Tags,
    SPELDSTType_MemCopy,
    SPELDSTType_MemSet,
    SPELDSTType_GCS,
    SPELDSTType_GCSSS2,
    SPELDSTType_Unspecified
};
```

Library pseudocode for aarch64/debug/statisticalprofiling/SPEMaxAddrs

```
constant integer SPEMaxAddrs = 32;
```

Library pseudocode for aarch64/debug/statisticalprofiling/SPEMaxCounters

```
constant integer SPEMaxCounters = 32;
```

Library pseudocode for aarch64/debug/statisticalprofiling/SPEMaxRecordSize

```
constant integer SPEMaxRecordSize = 2048;
```


Library pseudocode for aarch64/debug/statisticalprofiling/SPEMultiAccessSample

```
// SPEMultiAccessSample()
// =====
// Called by instructions which make at least one store and one load access, where the configuration
// of the operation type filter affects which access is sampled.

boolean SPEMultiAccessSample()
    // If loads or stores are filtered out, the other should be recorded.
    // If neither or both are filtered out, pick one in an unbiased way.

    // Are loads allowed by filter?
    constant boolean loads_pass_filter = PMSFCR_EL1.FT == '1' && PMSFCR_EL1.LD == '1';
    // Are stores allowed by filter?
    constant boolean stores_pass_filter = PMSFCR_EL1.FT == '1' && PMSFCR_EL1.ST == '1';

    boolean record_load;
    if loads_pass_filter && !stores_pass_filter then
        // Only loads pass filter
        record_load = TRUE;
    elseif !loads_pass_filter && stores_pass_filter then
        // Only stores pass filter
        record_load = FALSE;
    else
        // Both loads and stores pass the filter or neither pass the filter.
        // Pick between the load or the store access (pseudo-)randomly.
        record_load = SPEGetRandomBoolean\(\);
    return record_load;
```

Library pseudocode for aarch64/debug/statisticalprofiling/SPEOpAttr

```
// SPEOpAttr
// =====
// Attributes of sampled operation filtered by SPECollectRecord().

type SPEOpAttr is (
    SPEOpType op_type,
    SPELDSTType ldst_type,
    boolean branch_is_direct,
    boolean branch_has_link,
    boolean procedure_return,
    boolean is_conditional,
    boolean is_floating_point,
    boolean is_simd,
    boolean cond_pass,
    boolean at,
    boolean is_acquire_release,
    boolean is_predicated,
    bits(3) evl,
    boolean is_gather_scatter,
    boolean is_exclusive,
    bits(4) ets,
    boolean addr_valid
)
```

Library pseudocode for aarch64/debug/statisticalprofiling/SPEOpType

```
// SPEOpType
// =====
// Types of operation filtered by SPECollectRecord().

enumeration SPEOpType {
    SPEOpType_Load,          // Any memory-read operation other than atomics, compare-and-swap,
                             // and swap
    SPEOpType_Store,         // Any memory-write operation, including atomics without return
    SPEOpType_LoadAtomic,    // Atomics with return, compare-and-swap and swap
    SPEOpType_Branch,        // Software write to the PC
    SPEOpType_OtherSVE,      // Other SVE operation
    SPEOpType_OtherSME,      // Other SME operation
    SPEOpType_Other,         // Any other class of operation
    SPEOpType_Invalid
};
```



```

// Order of addresses in sample storage and architectural index values
constant integer SPEAddrPosPCVirtual = 0;
constant integer SPEAddrPosBranchTarget = 1;
constant integer SPEAddrPosDataVirtual = 2;
constant integer SPEAddrPosDataPhysical = 3;
constant integer SPEAddrPosPrevBranchTarget = 4;
// Order of counters in sample storage and architectural index values
constant integer SPECounterPosTotalLatency = 0;
constant integer SPECounterPosIssueLatency = 1;
constant integer SPECounterPosTranslationLatency = 2;
constant integer SPECounterPosAltIssueLatency = 4;
// Sample in-flight flag
boolean SPESampleInFlight = FALSE;
// Globally declared variables which stores data about the instruction being
// sampled.

// Context storage
bits(32) SPESampleContextEL1;
boolean SPESampleContextEL1Valid;
bits(32) SPESampleContextEL2;
boolean SPESampleContextEL2Valid;
bits(64) SPESamplePreviousBranchAddress;
boolean SPESamplePreviousBranchAddressValid;
// Data source storage
bits(16) SPESampleDataSource;
boolean SPESampleDataSourceValid;
// OpAttr storage
SPEOpAttr SPESampleOpAttr;
// Timestamp storage
bits(64) SPESampleTimestamp;
boolean SPESampleTimestampValid;
// Event storage
bits(64) SPESampleEvents;

// SPEPostExecution()
// =====
// Called after every executed instruction.

SPEPostExecution()
    if SPESampleInFlight then
        SPESampleInFlight = FALSE;
        PMUEvent (PMU_EVENT_SAMPLE_FEED);

    // Stop any pending counters
    for counter_index = 0 to (SPEMaxCounters - 1)
        if SPESampleCounterPending[counter_index] then
            SPEStopCounter (counter_index);

    // Record any IMPLEMENTATION DEFINED events
    constant bits(64) impdef_events = bits(64) IMPLEMENTATION_DEFINED "SPE EVENTS";
    SPESampleEvents<63:48> = impdef_events<63:48>;
    // The number of bits available for IMPLEMENTATION DEFINED events
    // is reduced by FEAT_SPEv1p4
    if !IsFeatureImplemented(FEAT_SPEv1p4) then
        SPESampleEvents<31:24> = impdef_events<31:24>;
    SPESampleEvents<15:12> = impdef_events<15:12>;
    // Bit 24 encodes whether the sample was collected in Streaming SVE mode.
    if IsFeatureImplemented(FEAT_SPE_SME) then
        SPESampleEvents<24> = PSTATE.SM;
    // Bit 16 encodes whether the sample was collected in Transactional state.
    if IsFeatureImplemented(FEAT_TME) then
        SPESampleEvents<16> = if TSTATE.depth > 0 then '1' else '0';
    SPESampleEvents<6> = if (SPESampleOpAttr.is_conditional &&
        !SPESampleOpAttr.cond_pass) then '1' else '0';

    boolean discard = FALSE;
    if IsFeatureImplemented(FEAT_SPEv1p2) then
        discard = PMBLIMITR_EL1.FM == '10';
    if SPECollectRecord (SPESampleEvents,
        SPESampleCounter[SPECounterPosTotalLatency],

```

```

        SPESampleOpAttr.op_type) && !discard then
    SPEConstructRecord();
    if SPEBufferIsFull() then
        constant bits(6) bsc = '000001';      // Buffer full event
        OtherSPEManagementEvent(bsc);
        PMUEvent(PMU_EVENT_SAMPLE_BUFFER_FULL);

    SPEResetSampleStorage();

// Counter storage
array [0..SPEMaxCounters-1] of integer SPESampleCounter;

array [0..SPEMaxCounters-1] of boolean SPESampleCounterValid;

array [0..SPEMaxCounters-1] of boolean SPESampleCounterPending;

// Address storage
array [0..SPEMaxAddrs-1] of bits(64) SPESampleAddress;

array [0..SPEMaxAddrs-1] of boolean SPESampleAddressValid;

```

Library pseudocode for aarch64/debug/statisticalprofiling/SPEPreExecution

```

// SPEPreExecution()
// =====
// Called prior to execution, for all instructions.

SPEPreExecution()
    if StatisticalProfilingEnabled() then
        PMUEvent(PMU_EVENT_SAMPLE_POP);
        if SPEToCollectSample() then
            if !SPESampleInFlight then
                SPESampleInFlight = TRUE;

                // Start total latency and issue latency counters for SPE
                SPEStartCounter(SPECounterPosTotalLatency);
                SPEStartCounter(SPECounterPosIssueLatency);

                SPESampleAddContext();

                SPESampleAddAddressPCVirtual();

                // Timestamp may be collected at any point in the sampling operation.
                // Collecting prior to execution is one possible choice.
                // This choice is IMPLEMENTATION_DEFINED.
                SPESampleAddTimeStamp();
            else
                PMUEvent(PMU_EVENT_SAMPLE_COLLISION);
                constant bits(2) target_el = DefaultSPEEvent();
                PMBSR\_EL[target_el].COLL = '1';

                // Many operations are type other and not conditional, can save footprint
                // and overhead by having this as the default and not calling SPESampleOpOther
                // if conditional == FALSE
                SPESampleOpOther(FALSE);

```

Library pseudocode for aarch64/debug/statisticalprofiling/SPEProfilingStopped

```

// SPEProfilingStopped()
// =====

boolean SPEProfilingStopped()
    boolean stopped = (PMBSR_EL1.S == '1');
    if IsFeatureImplemented(FEAT_SPE_EXC) then
        if HaveEL(EL3) && MDCR_EL3.PMSEE == '1x' then
            stopped = stopped || (PMBSR_EL3.S == '1');
        if EffectivePMSCR\_EL2\_EE() == '1x' then
            stopped = stopped || (PMBSR_EL2.S == '1');
    return stopped;

```

Library pseudocode for aarch64/debug/statisticalprofiling/SPEResetSampleCounter

```
// SPEResetSampleCounter()
// =====
// Reset PMSICR_EL1.Counter

SPEResetSampleCounter()
    PMSICR_EL1.COUNT<31:8> = PMSIRR_EL1.INTERVAL;
    if PMSIRR_EL1.RND == '1' && PMSIDR_EL1.ERnd == '0' then
        PMSICR_EL1.COUNT<7:0> = SPEGetRandomInterval\(\);
    else
        PMSICR_EL1.COUNT<7:0> = Zeros(8);
```

Library pseudocode for aarch64/debug/statisticalprofiling/SPEResetSampleStorage

```
integer SPERecordSize;

// SPEResetSampleStorage()
// =====
// Reset all variables inside sample storage.

SPEResetSampleStorage()
    // Context values
    SPESampleContextEL1 = Zeros(32);
    SPESampleContextEL1Valid = FALSE;
    SPESampleContextEL2 = Zeros(32);
    SPESampleContextEL2Valid = FALSE;

    // Counter values
    for i = 0 to (SPEMaxCounters - 1)
        SPESampleCounter[i] = 0;
        SPESampleCounterValid[i] = FALSE;
        SPESampleCounterPending[i] = FALSE;

    // Address values
    for i = 0 to (SPEMaxAddrs - 1)
        SPESampleAddressValid[i] = FALSE;
        SPESampleAddress[i] = Zeros(64);

    // Data source values
    SPESampleDataSource = Zeros(16);
    SPESampleDataSourceValid = FALSE;

    // Timestamp values
    SPESampleTimestamp = Zeros(64);
    SPESampleTimestampValid = FALSE;

    // Event values
    SPESampleEvents = Zeros(64);

    // Operation attributes
    SPESampleOpAttr.op_type = SPEOpType Invalid;
    SPESampleOpAttr.ldst_type = SPELDSTType Unspecified;
    SPESampleOpAttr.branch_is_direct = FALSE;
    SPESampleOpAttr.branch_has_link = FALSE;
    SPESampleOpAttr.procedure_return = FALSE;
    SPESampleOpAttr.is_conditional = FALSE;
    SPESampleOpAttr.is_floating_point = FALSE;
    SPESampleOpAttr.is_simd = FALSE;
    SPESampleOpAttr.cond_pass = FALSE;
    SPESampleOpAttr.at = FALSE;
    SPESampleOpAttr.is_acquire_release = FALSE;
    SPESampleOpAttr.is_exclusive = FALSE;
    SPESampleOpAttr.is_predicated = FALSE;
    SPESampleOpAttr.evl = '000';
    SPESampleOpAttr.is_gather_scatter = FALSE;
    SPESampleOpAttr.addr_valid = FALSE;

array [0..SPEMaxRecordSize-1] of bits(8) SPERecordData;
```

Library pseudocode for aarch64/debug/statisticalprofiling/SPESampleAddAddressPCVirtual

```
// SPESampleAddAddressPCVirtual()
// =====
// Save the current PC address to sample storage.

SPESampleAddAddressPCVirtual()
    constant bits(64) this_address = ThisInstrAddr(64);
    SPESampleAddress[SPEAddrPosPCVirtual] <55:0> = this_address <55:0>;

    bit ns;
    bit nse;
    case CurrentSecurityState() of
        when SS\_Secure
            ns = '0';
            nse = '0';
        when SS\_NonSecure
            ns = '1';
            nse = '0';
        when SS\_Realm
            ns = '1';
            nse = '1';
        otherwise Unreachable();

    constant bits(2) el = PSTATE.EL;
    SPESampleAddress[SPEAddrPosPCVirtual] <63:56> = ns:el:nse:Zeros(4);
    SPESampleAddressValid[SPEAddrPosPCVirtual] = TRUE;
```

Library pseudocode for aarch64/debug/statisticalprofiling/SPESampleAddContext

```
// SPESampleAddContext()
// =====
// Save contexts to sample storage if appropriate.

SPESampleAddContext()
    if CollectContextIDR1() then
        SPESampleContextEL1 = CONTEXTIDR_EL1 <31:0>;
        SPESampleContextEL1Valid = TRUE;
    if CollectContextIDR2() then
        SPESampleContextEL2 = CONTEXTIDR_EL2 <31:0>;
        SPESampleContextEL2Valid = TRUE;
```

Library pseudocode for aarch64/debug/statisticalprofiling/SPESampleAddTimeStamp

```
// SPESampleAddTimeStamp()
// =====
// Save the appropriate type of timestamp to sample storage.

SPESampleAddTimeStamp()
    constant TimeStamp timestamp = CollectTimeStamp();
    case timestamp of
        when TimeStamp\_None
            SPESampleTimestampValid = FALSE;
        otherwise
            SPESampleTimestampValid = TRUE;
            SPESampleTimestamp = GetTimeStamp(timestamp);
```

Library pseudocode for aarch64/debug/statisticalprofiling/SPESampleExtendedLoadStore

```
// SPESampleExtendedLoadStore()
// =====
// Sets the subclass of the operation type packet for
// extended load/store operations.

SPESampleExtendedLoadStore(boolean ar, boolean excl, boolean at, boolean is_load)
    SPESampleOpAttr.is_acquire_release = ar;
    SPESampleOpAttr.is_exclusive = excl;
    SPESampleOpAttr.ldst_type = SPELDSTType\_Extended;
    SPESampleOpAttr.at = at;
    if is_load then
        if at then
            SPESampleOpAttr.op_type = SPEOpType\_LoadAtomic;
        else
            SPESampleOpAttr.op_type = SPEOpType\_Load;
    else
        SPESampleOpAttr.op_type = SPEOpType\_Store;
```

Library pseudocode for aarch64/debug/statisticalprofiling/SPESampleGCSSS2

```
// SPESampleGCSSS2()
// =====
// Sets the subclass of the operation type packet for GCSSS2 load/store operations.

SPESampleGCSSS2()
    // GCSSS2 does a read and a write.
    constant boolean record_load = SPEMultiAccessSample();
    SPESampleOpAttr.op_type = if record_load then SPEOpType\_Load else SPEOpType\_Store;
    SPESampleOpAttr.ldst_type = SPELDSTType\_GCSSS2;
```

Library pseudocode for aarch64/debug/statisticalprofiling/SPESampleGeneralPurposeLoadStore

```
// SPESampleGeneralPurposeLoadStore()
// =====
// Sets the subclass of the operation type packet for general
// purpose load/store operations.

SPESampleGeneralPurposeLoadStore(boolean is_load)
    SPESampleOpAttr.ldst_type = SPELDSTType\_General;
    SPESampleOpAttr.op_type = if is_load then SPEOpType\_Load else SPEOpType\_Store;
```


Library pseudocode for aarch64/debug/statisticalprofiling/SPESampleLoadStore

```
// SPESampleLoadStore()
// =====
// Called if a sample is in flight when writing or reading memory,
// indicating that the operation being sampled is in the Load, Store or atomic category.

SPESampleLoadStore(boolean is_load, AccessDescriptor accdesc, AddressDescriptor addrdesc)
    // Check if this access type is suitable to be sampled.
    // This implementation of SPE always samples the first access made by a suitable instruction.
    // FEAT_MOPS instructions are an exception, where the first load or first store access may be
    // selected based on the configuration of the sample filters.
    if accdesc.acctype IN {AccessType\_SPE,
                          AccessType\_IFETCH,
                          AccessType\_TRBE,
                          AccessType\_DC,
                          AccessType\_TTW,
                          AccessType\_AT} then

        return;

    boolean sample_access = FALSE;
    // For FEAT_MOPS and FEAT_GCS GCSSS2 instructions which perform both loads and stores, the
    // filter configuration will influence which part of the access is chosen to be sampled.
    if (SPESampleOpAttr.ldst_type IN
        {SPELDSTType\_MemCopy, SPELDSTType\_MemSet, SPELDSTType\_GCSSS2}) then
        // SPEMultiAccessSample() will have been called before this function, and chooses whether to
        // sample a load or a store.
        boolean sample_load;
        sample_load = SPESampleOpAttr.op_type IN {SPEOpType\_Load, SPEOpType\_LoadAtomic};

        // If no valid data has been collected, and this operation is acceptable for sampling.
        if !SPESampleOpAttr.addr_valid && (is_load == sample_load) then
            sample_access = TRUE;
    else
        if !SPESampleOpAttr.addr_valid then
            sample_access = TRUE;

    if sample_access then
        // Data access virtual address
        SPESetDataVirtualAddress(addrdesc.vaddress);

        // Data access physical address
        if CollectPhysicalAddress() then
            SPESetDataPhysicalAddress(addrdesc, accdesc);

        SPESampleOpAttr.addr_valid = TRUE;

    if SPESampleOpAttr.op_type == SPEOpType\_Invalid then
        // Set as unspecified load/store by default, instructions will overwrite this if it does not
        // apply to them.
        SPESampleOpAttr.op_type = if is_load then SPEOpType\_Load else SPEOpType\_Store;

    if accdesc.acctype == AccessType\_NV2 then
        // NV2 register load/store
        SPESampleOpAttr.ldst_type = SPELDSTType\_NV2;

    // Set SPELDSTType to GCS for all GCS instruction, overwriting type GCSSS2.
    // After selection of which operation of a GCSSS2 instruction to sample, GCSSS2 is treated the
    // same as other GCS instructions.
    if accdesc.acctype == AccessType\_GCS then
        SPESampleOpAttr.ldst_type = SPELDSTType\_GCS;
        // If the GCS access is from a BL or RET, this will get overwritten to SPEOpType_Branch.
        SPESampleOpAttr.op_type = if is_load then SPEOpType\_Load else SPEOpType\_Store;
    (SPESampleDataSourceValid, SPESampleDataSource) = SPEGetDataSource(is_load, accdesc, addrdesc);
```

Library pseudocode for aarch64/debug/statisticalprofiling/SPESampleMemCopy

```
// SPESampleMemCopy()
// =====
// Sets the subclass of the operation type packet for Memory Copy load/store
// operations.

SPESampleMemCopy()
    // MemCopy does a read and a write.
    constant boolean record_load = SPEMultiAccessSample\(\);
    SPESampleOpAttr.op_type = if record_load then SPEOpType\_Load else SPEOpType\_Store;
    SPESampleOpAttr.ldst_type = SPELDSTType\_MemCopy;
```

Library pseudocode for aarch64/debug/statisticalprofiling/SPESampleMemSet

```
// SPESampleMemSet()
// =====
// Callback used by memory set instructions to pass data back to the SPU.

SPESampleMemSet()
    SPESampleOpAttr.op_type = SPEOpType\_Store;
    SPESampleOpAttr.ldst_type = SPELDSTType\_MemSet;
```

Library pseudocode for aarch64/debug/statisticalprofiling/SPESampleOnSharedResource

```
// SPESampleOnSharedResource()
// =====
// Called when the sampled instruction is executed on an SMCU or other shared resource, sets bit 25
// of the events packet to 0b1.

SPESampleOnSharedResource()
    SPESampleEvents<25> = '1';
```

Library pseudocode for aarch64/debug/statisticalprofiling/SPESampleOpOther

```
// SPESampleOpOther()
// =====
// Add other operation to sample storage.

SPESampleOpOther(boolean conditional, boolean cond_pass, boolean is_fp, boolean is_simd)
    SPESampleOpAttr.is_simd = is_simd;
    SPESampleOpOther(conditional, cond_pass, is_fp);

SPESampleOpOther(boolean conditional, boolean cond_pass, boolean is_fp)
    SPESampleOpAttr.cond_pass = cond_pass;
    SPESampleOpAttr.is_floating_point = is_fp;
    SPESampleOpOther(conditional);

SPESampleOpOther(boolean conditional)
    SPESampleOpAttr.is_conditional = conditional;
    SPESampleOpAttr.op_type = SPEOpType\_Other;
```

Library pseudocode for aarch64/debug/statisticalprofiling/SPESampleOpSMEArrayOther

```
// SPESampleOpSMEArrayOther()
// =====
// Sets the subclass of the operation type packet to Other, SME array.

SPESampleOpSMEArrayOther(boolean floating_point, integer size)
    // If the sampled effective vector or tile size is not a power of two, or is less than 128 bits,
    // the value is rounded up before it is encoded in the ets field.

    SPESampleOpAttr.is_floating_point = floating_point;
    SPESampleOpAttr.ets = SPEEncodeETS(size);
    SPESampleOpAttr.op_type = SPEOpType\_OtherSME;
    SPESampleOpAttr.is_simd = TRUE;
```

Library pseudocode for aarch64/debug/statisticalprofiling/SPESampleOpSVEOther

```
// SPESampleOpSVEOther()
// =====
// Callback used by SVE, Other operations to pass data back to the SPU.

SPESampleOpSVEOther(integer vl, boolean predicated, boolean floating_point)
    SPESampleOpAttr.is_predicated = predicated;
    SPESampleOpAttr.is_floating_point = floating_point;
    SPESampleOpAttr.evl = SPEEncodeEVL(vl);
    SPESampleOpAttr.op_type = SPEOpType\_OtherSVE;
```

Library pseudocode for aarch64/debug/statisticalprofiling/SPESampleOpSVESMELoadStore

```
// SPESampleOpSVESMELoadStore()
// =====
// Callback used by SVE or SME loads and stores to pass data to SPE.

SPESampleOpSVESMELoadStore(boolean is_gather_scatter, integer vl, boolean predicated,
                           boolean is_load)
    SPESampleOpAttr.is_gather_scatter = is_gather_scatter;
    SPESampleOpAttr.is_predicated = predicated;
    SPESampleOpAttr.evl = SPEEncodeEVL(vl);
    assert SPESampleOpAttr.evl != '111';
    SPESampleOpAttr.op_type = if is_load then SPEOpType\_Load else SPEOpType\_Store;
    SPESampleOpAttr.ldst_type = SPELDSTType\_SVESME;
```

Library pseudocode for aarch64/debug/statisticalprofiling/SPESampleSIMDFPLoadStore

```
// SPESampleSIMDFPLoadStore()
// =====
// Sets the subclass of the operation type packet for SIMD & FP
// load store operations.

SPESampleSIMDFPLoadStore(boolean is_load, boolean scalar)
    SPESampleOpAttr.ldst_type = SPELDSTType\_SIMDFP;
    SPESampleOpAttr.op_type = if is_load then SPEOpType\_Load else SPEOpType\_Store;
    SPESampleOpAttr.is_simd = !scalar;
    // Scalar operations in SIMD&FP are treated as floating point.
    SPESampleOpAttr.is_floating_point = scalar;
```

Library pseudocode for aarch64/debug/statisticalprofiling/SPESetDataPhysicalAddress

```
// SPESetDataPhysicalAddress()
// =====
// Called from SampleLoadStore() to save data physical packet.

SPESetDataPhysicalAddress(AddressDescriptor addrdesc, AccessDescriptor accdesc)
    bit ns;
    bit nse;
    case addrdesc.paddress.paspace of
        when PAS\_Secure
            ns = '0';
            nse = '0';
        when PAS\_NonSecure
            ns = '1';
            nse = '0';
        when PAS\_Realm
            ns = '1';
            nse = '1';
        otherwise Unreachable();

    if IsFeatureImplemented(FEAT_MTE2) then
        bits(4) lat;
        if accdesc.tagchecked then
            SPESampleAddress[SPEAddrPosDataPhysical]<62> = '1'; // CH
            lat = AArch64.LogicalAddressTag(addrdesc.vaddress);
        else
            // CH is reset to 0 on each new packet
            // If the access is Unchecked, this is an IMPLEMENTATION_DEFINED choice
            // between 0b0000 and the Physical Address Tag
            boolean zero_unchecked;
            zero_unchecked = boolean IMPLEMENTATION_DEFINED "SPE PAT for tag unchecked access zero";
            if !zero_unchecked then
                lat = AArch64.LogicalAddressTag(addrdesc.vaddress);
            else
                lat = Zeros(4);
            SPESampleAddress[SPEAddrPosDataPhysical]<59:56> = lat;

    constant bits(56) paddr = addrdesc.paddress.address;
    SPESampleAddress[SPEAddrPosDataPhysical]<56-1:0> = paddr;
    SPESampleAddress[SPEAddrPosDataPhysical]<63> = ns;
    SPESampleAddress[SPEAddrPosDataPhysical]<60> = nse;
    SPESampleAddressValid[SPEAddrPosDataPhysical] = TRUE;
```

Library pseudocode for aarch64/debug/statisticalprofiling/SPESetDataVirtualAddress

```
// SPESetDataVirtualAddress()
// =====
// Called from SampleLoadStore() to save data virtual packet.
// Also used by exclusive load/stores to save virtual addresses if exclusive monitor is lost
// before a read/write is completed.

SPESetDataVirtualAddress(bits(64) vaddress)
    bit tbi;
    tbi = EffectiveTBI(vaddress, FALSE, PSTATE.EL);
    boolean non_tbi_is_zeros;
    non_tbi_is_zeros = boolean IMPLEMENTATION_DEFINED "SPE non-tbi tag is zero";
    if tbi == '1' || !non_tbi_is_zeros then
        SPESampleAddress[SPEAddrPosDataVirtual]<63:0> = vaddress<63:0>;
    else
        SPESampleAddress[SPEAddrPosDataVirtual]<63:56> = Zeros(8);
        SPESampleAddress[SPEAddrPosDataVirtual]<55:0> = vaddress<55:0>;
    SPESampleAddressValid[SPEAddrPosDataVirtual] = TRUE;
```

Library pseudocode for aarch64/debug/statisticalprofiling/SPESStartCounter

```
// SPESStartCounter()
// =====
// Enables incrementing of the counter at the passed index when SPECycle is called.

SPESStartCounter(integer counter_index)
    assert counter_index < SPEMaxCounters;
    SPESampleCounterPending[counter_index] = TRUE;
```

Library pseudocode for aarch64/debug/statisticalprofiling/SPESStopCounter

```
// SPESStopCounter()
// =====
// Disables incrementing of the counter at the passed index when SPECycle is called.

SPESStopCounter(integer counter_index)
    SPESampleCounterValid[counter_index] = TRUE;
    SPESampleCounterPending[counter_index] = FALSE;
```

Library pseudocode for aarch64/debug/statisticalprofiling/SPEToCollectSample

```
// SPEToCollectSample()
// =====
// Returns TRUE if the instruction which is about to be executed should be
// sampled. Returns FALSE otherwise.

boolean SPEToCollectSample()
    if IsZero(PMSICR_EL1.COUNT) then
        SPEResetSampleCounter();
    else
        PMSICR_EL1.COUNT = PMSICR_EL1.COUNT - 1;
        if IsZero(PMSICR_EL1.COUNT) then
            if PMSIRR_EL1.RND == '1' && PMSIDR_EL1.ERnd == '1' then
                PMSICR_EL1.ECOUNT = SPEGetRandomInterval();
            else
                return TRUE;
        if UInt(PMSICR_EL1.ECOUNT) != 0 then
            PMSICR_EL1.ECOUNT = PMSICR_EL1.ECOUNT - 1;
            if IsZero(PMSICR_EL1.ECOUNT) then
                return TRUE;
    return FALSE;
```

Library pseudocode for aarch64/debug/statisticalprofiling/SPEWriteToBuffer

```
// SPEWriteToBuffer()
// =====
// Write the active record to the Profiling Buffer.

SPEWriteToBuffer()
    assert ProfilingBufferEnabled();

    // Check alignment
    constant integer align = UInt(PMBIDR_EL1.Align);
    constant boolean aligned = IsAligned(PMBPTR_EL1.PTR, 2^align);

    constant boolean ttw_abort_as_fault = (boolean IMPLEMENTATION_DEFINED
                                           "Report SPE ExtAbort on TTW as fault");

    SecurityState owning_ss;
    bits(2) owning_el;
    (owning_ss, owning_el) = ProfilingBufferOwner();
    constant AccessDescriptor accdesc = CreateAccDescSPE(owning_ss, owning_el);

    constant bits(64) start_vaddr = PMBPTR_EL1;
    for i = 0 to SPERecordSize - 1
        // If a previous write did not cause an issue
        if !SPEProfilingStopped() then
            constant bits(64) address = PMBPTR_EL1;
            PhysMemRetStatus memstatus;
            AddressDescriptor addrdesc;
            (memstatus, addrdesc) = DebugMemWrite(address, accdesc, aligned,
                                                SPERecordData[i]);

            constant FaultRecord fault = addrdesc.fault;
            constant boolean ttw_abort = fault.statuscode IN {Fault\_SyncExternalOnWalk,
                                                             Fault\_SyncParityOnWalk};

            if IsFault(fault.statuscode) && (!ttw_abort || ttw_abort_as_fault) then
                DebugWriteFault(address, fault);
            elseif IsFault(memstatus) || (ttw_abort && !ttw_abort_as_fault) then
                DebugWriteExternalAbort(memstatus, addrdesc, start_vaddr);

            // Move pointer if no Buffer Management Event has been caused.
            if !SPEProfilingStopped() then
                PMBPTR_EL1 = PMBPTR_EL1 + 1;

    return;
```

Library pseudocode for aarch64/debug/statisticalprofiling/StatisticalProfilingEnabled

```
// StatisticalProfilingEnabled()
// =====
// Return TRUE if Statistical Profiling is Enabled in the current EL, FALSE otherwise.

boolean StatisticalProfilingEnabled()
    return StatisticalProfilingEnabled(PSTATE.EL);

// StatisticalProfilingEnabled()
// =====
// Return TRUE if Statistical Profiling is Enabled in the specified EL, FALSE otherwise.

boolean StatisticalProfilingEnabled(bits(2) el)
    if !IsFeatureImplemented(FEAT_SPE) || UsingAArch32() || !ProfilingBufferEnabled() then
        return FALSE;

    tge_set = EL2Enabled() && HCR_EL2.TGE == '1';
    (owning_ss, owning_el) = ProfilingBufferOwner();
    if (UInt(owning_el) < UInt(el) || (tge_set && owning_el == EL1) ||
        owning_ss != SecurityStateAtEL(el)) then
        return FALSE;
    bit spe_bit;
    case el of
        when EL3    Unreachable();
        when EL2    spe_bit = PMSCR_EL2.E2SPE;
        when EL1    spe_bit = PMSCR_EL1.E1SPE;
        when EL0    spe_bit = (if tge_set then PMSCR_EL2.E0HSPE else PMSCR_EL1.E0SPE);

    return spe_bit == '1';
```

Library pseudocode for aarch64/debug/statisticalprofiling/TimeStamp

```
// TimeStamp
// =====

enumeration TimeStamp {
    TimeStamp_None,           // No timestamp
    TimeStamp_CoreSight,      // CoreSight time (IMPLEMENTATION DEFINED)
    TimeStamp_Physical,       // Physical counter value with no offset
    TimeStamp_OffsetPhysical,  // Physical counter value minus CNTPOFF_EL2
    TimeStamp_Virtual };      // Physical counter value minus CNTVOFF_EL2
```



```

// AArch64.TakeExceptionInDebugState()
// =====
// Take an exception in Debug state to an Exception level using AArch64.

AArch64.TakeExceptionInDebugState(bits(2) target_el, ExceptionRecord exception_in)
    assert HaveEL(target_el) && !ELUsingAArch32(target_el) && UInt(target_el) >= UInt(PSTATE.EL);
    assert target_el != EL3 || EDSCR.SDD == '0';
    ExceptionRecord except = exception_in;
    boolean sync_errors;
    if IsFeatureImplemented(FEAT_IESB) then
        sync_errors = SCTLR_EL[target_el].IESB == '1';
        if IsFeatureImplemented(FEAT_DoubleFault) then
            sync_errors = sync_errors || (SCR_EL3.<EA,NMEA> == '11' && target_el == EL3);
        // The Effective value of SCTLR[].IESB might be zero in Debug state.
        if !ConstrainUnpredictableBool(Unpredictable\_IESBinDebug) then
            sync_errors = FALSE;
    else
        sync_errors = FALSE;

    if !IsFeatureImplemented(FEAT_ExS) || SCTLR_EL[target_el].EIS == '1' then
        // Synchronize the context, including Instruction Fetch Barrier effect
        SynchronizeContext();

    // If coming from AArch32 state, the top parts of the X[] registers might be set to zero
    from_32 = UsingAArch32();
    if from_32 then AArch64.MaybeZeroRegisterUppers();
    if from_32 && IsFeatureImplemented(FEAT_SME) && PSTATE.SM == '1' then
        ResetSVEState();
    else
        MaybeZeroSVEUppers(target_el);

    AArch64.ReportException(except, target_el);

    if IsFeatureImplemented(FEAT_GCS) then
        PSTATE.EXLOCK = '0'; // Effective value of GCSCR_ELx.EXLOCKEN is 0 in Debug state

    PSTATE.EL = target_el;
    PSTATE.nRW = '0';
    PSTATE.SP = '1';

    SPSR\_ELx[] = bits(64) UNKNOWN;
    ELR\_ELx[] = bits(64) UNKNOWN;

    // PSTATE.{SS,D,A,I,F} are not observable and ignored in Debug state, so behave as if UNKNOWN.
    PSTATE.<SS,D,A,I,F> = bits(5) UNKNOWN;
    if IsFeatureImplemented(FEAT_SSBS) then PSTATE.SSBS = bit UNKNOWN;
    if IsFeatureImplemented(FEAT_EBEP) then PSTATE.PM = bit UNKNOWN;
    if IsFeatureImplemented(FEAT_SEBEP) then PSTATE.PPEND = '0';
    if IsFeatureImplemented(FEAT_MTE) then PSTATE.TCO = '1';
    PSTATE.IL = '0';
    if IsFeatureImplemented(FEAT_UAO) then PSTATE.UAO = '0';
    if IsFeatureImplemented(FEAT_UINJ) then PSTATE.UINJ = '0';
    if IsFeatureImplemented(FEAT_PAuth_LR) then PSTATE.PACM = '0';
    if (IsFeatureImplemented(FEAT_PAN) && (PSTATE.EL == EL1 ||
        (PSTATE.EL == EL2 && ELIsInHost(EL0))) &&
        SCTLR_ELx[].SPAN == '0') then
        PSTATE.PAN = '1';
    if from_32 then // Coming from AArch32
        PSTATE.IT = '00000000';
        PSTATE.T = '0'; // PSTATE.J is RES0
    if IsFeatureImplemented(FEAT_BTI) then PSTATE.BTYPE = '00';
    DLR_EL0 = bits(64) UNKNOWN;
    DSPSR_EL0 = bits(64) UNKNOWN;

    EDSCR.ERR = '1';
    UpdateEDSCRFields(); // Update EDSCR PE state flags.

    if sync_errors then
        SynchronizeErrors();

```

```
EndOfInstruction();
```

Library pseudocode for aarch64/debug/watchpoint/AArch64.WatchpointByteMatch

```
// AArch64.WatchpointByteMatch()
// =====

boolean AArch64.WatchpointByteMatch(integer n, bits(64) vaddress)
    constant AddressSize dbgtop = DebugAddrTop();
    constant integer cmpbottom = if DBGWVR_EL1[n]<2> == '1' then 2 else 3; // Word or doubleword
    bottom = cmpbottom;
    constant integer select = UInt(vaddress<cmpbottom-1:0>);
    byte_select_match = (DBGWCR_EL1[n].BAS<select> != '0');
    mask = UInt(DBGWCR_EL1[n].MASK);

    // If DBGWCR_EL1[n].MASK is a nonzero value and DBGWCR_EL1[n].BAS is not set to '11111111', or
    // DBGWCR_EL1[n].BAS specifies a non-contiguous set of bytes behavior is CONSTRAINED
    // UNPREDICTABLE.
    if mask > 0 && !IsOnes(DBGWCR_EL1[n].BAS) then
        byte_select_match = ConstrainUnpredictableBool(Unpredictable\_WPMASKANDBAS);
    else
        LSB = (DBGWCR_EL1[n].BAS AND NOT(DBGWCR_EL1[n].BAS - 1)); MSB = (DBGWCR_EL1[n].BAS + LSB);
        if !IsZero(MSB AND (MSB - 1)) then // Not contiguous
            byte_select_match = ConstrainUnpredictableBool(Unpredictable\_WPBASCONTIGUOUS);
            bottom = 3; // For the whole doubleword

    // If the address mask is set to a reserved value, the behavior is CONSTRAINED UNPREDICTABLE.
    if mask > 0 && mask <= 2 then
        Constraint c;
        (c, mask) = ConstrainUnpredictableInteger(3, 31, Unpredictable\_RESWPMASK);
        assert c IN {Constraint\_DISABLED, Constraint\_NONE, Constraint\_UNKNOWN};
        case c of
            when Constraint\_DISABLED return FALSE; // Disabled
            when Constraint\_NONE mask = 0; // No masking
            // Otherwise the value returned by ConstrainUnpredictableInteger is a not-reserved value

    // When FEAT_LVA3 is not implemented, if the DBGWVR_EL1[n].RESS field bits are not a
    // sign extension of the MSB of DBGWVR_EL1[n].VA, it is UNPREDICTABLE whether they
    // appear to be included in the match.
    constant boolean unpredictable_ress = (dbgtop < 55 && !IsOnes(DBGWVR_EL1[n]<63:dbgtop>) &&
        !IsZero(DBGWVR_EL1[n]<63:dbgtop>) &&
        ConstrainUnpredictableBool(Unpredictable\_DBGxVR\_RESS));
    constant integer cmpmsb = if unpredictable_ress then 63 else dbgtop;
    constant integer cmpls = if mask > bottom then mask else bottom;
    constant integer bottombit = bottom;
    boolean WVR_match = (vaddress<cmpmsb:cmpls> == DBGWVR_EL1[n]<cmpmsb:cmpls>);
    if mask > bottom then
        // If masked bits of DBGWVR_EL1[n] are not zero, the behavior is CONSTRAINED UNPREDICTABLE.
        if WVR_match && !IsZero(DBGWVR_EL1[n]<cmpls-1:bottombit>) then
            WVR_match = ConstrainUnpredictableBool(Unpredictable\_WPMASKEDBITS);

    return (WVR_match && byte_select_match);
```

Library pseudocode for aarch64/debug/watchpoint/AArch64.WatchpointMatch

```
// AArch64.WatchpointMatch()
// =====
// Watchpoint matching in an AArch64 translation regime.

WatchpointInfo AArch64.WatchpointMatch(integer n, bits(64) vaddress, integer size,
                                         AccessDescriptor accdesc)
    assert !ELUsingAArch32(S1TranslationRegime());
    assert n < NumWatchpointsImplemented();

    constant boolean enabled          = IsWatchpointEnabled(n);
    linked = DBGWCR_EL1[n].WT == '1';
    isbreakpnt = FALSE;
    lbnx = if IsFeatureImplemented(FEAT_Debugv8p9) then DBGWCR_EL1[n].LBNX else '00';
    linked_n = UInt(lbnx : DBGWCR_EL1[n].LBN);
    ssce = if IsFeatureImplemented(FEAT_RME) then DBGWCR_EL1[n].SSCE else '0';
    mismatch = IsFeatureImplemented(FEAT_BWE2) && DBGWCR_EL1[n].WT2 == '1';
    state_match = AArch64.StateMatch(DBGWCR_EL1[n].SSC, ssce, DBGWCR_EL1[n].HMC, DBGWCR_EL1[n].PAC,
                                     linked, linked_n, isbreakpnt, PC64, accdesc);

    boolean ls_match;
    case DBGWCR_EL1[n].LSC<1:0> of
        when '00' ls_match = FALSE;
        when '01' ls_match = accdesc.read;
        when '10' ls_match = accdesc.write || accdesc.acctype == AccessType_DC;
        when '11' ls_match = TRUE;

    boolean value_match = FALSE;
    for byte = 0 to size - 1
        value_match = value_match || AArch64.WatchpointByteMatch(n, vaddress + byte);

    WatchpointInfo watchptinfo;
    watchptinfo.watchpt_num = n;
    watchptinfo.value_match = value_match;
    if !(state_match && ls_match && enabled) then
        watchptinfo.wptype = WatchpointType_Inactive;
        watchptinfo.value_match = FALSE;
    elsif mismatch then
        watchptinfo.wptype = WatchpointType_AddrMismatch;
    else
        watchptinfo.wptype = WatchpointType_AddrMatch;
    return watchptinfo;
```

Library pseudocode for aarch64/debug/watchpoint/DataCacheWatchpointSize

```
// DataCacheWatchpointSize
// =====
// Return the IMPLEMENTATION DEFINED data cache watchpoint size

integer DataCacheWatchpointSize()
    constant integer size = integer IMPLEMENTATION_DEFINED "Data Cache Invalidate Watchpoint Size";
    assert IsPow2(size) && size >= 2^(UInt(CTR_EL0.DminLine) + 2) && size <= 2048;
    return size;
```

Library pseudocode for aarch64/debug/watchpoint/IsWatchpointEnabled

```
// IsWatchpointEnabled()
// =====
// Returns TRUE if the effective value of DBGWCR_EL1[n].E is '1', and FALSE otherwise.

boolean IsWatchpointEnabled(integer n)
    if (n > 15 &&
        ((!HaltOnBreakpointOrWatchpoint() && !SelfHostedExtendedBPWPEEnabled()) ||
         (HaltOnBreakpointOrWatchpoint() && EDSCR2.EHBWE == '0'))) then
        return FALSE;
    return DBGWCR_EL1[n].E == '1';
```

Library pseudocode for aarch64/exceptions/aborts/AArch64.Abort

```
// AArch64.Abort()
// =====
// Abort and Debug exception handling in an AArch64 translation regime.

AArch64.Abort(FaultRecord fault)
    if IsDebugException(fault) then
        if fault.accessdesc.acctype == AccessType\_IFETCH then
            if UsingAArch32() && fault.debugmoe == DebugException\_VectorCatch then
                AArch64.VectorCatchException(fault);
            else
                AArch64.BreakpointException(fault);
        else
            AArch64.WatchpointException(fault);
    elseif fault.gpcf.gpf != GPCF\_None && ReportAsGPCEException(fault) then
        TakeGPCEException(fault);
    elseif fault.statuscode == Fault\_TagCheck then
        AArch64.RaiseTagCheckFault(fault);
    elseif fault.accessdesc.acctype == AccessType\_IFETCH then
        AArch64.InstructionAbort(fault);
    else
        AArch64.DataAbort(fault);
```

Library pseudocode for aarch64/exceptions/aborts/AArch64.AbortSyndrome

```
// AArch64.AbortSyndrome()
// =====
// Creates an exception syndrome record for Abort and Watchpoint exceptions
//
// from an AArch64 translation regime.

ExceptionRecord AArch64.AbortSyndrome(Exception exceptype, FaultRecord fault, bits(2) target_el)
    except = ExceptionSyndrome(exceptype);

    if (!IsFeatureImplemented(FEAT_PFAR) ||
        !IsExternalSyncAbort(fault) ||
        (EL2Enabled() && HCR_EL2.VM == '1' && target_el == EL1)) then
        except.pavalid = FALSE;
    else
        except.pavalid = boolean IMPLEMENTATION_DEFINED "PFAR_ELx is valid";

    except.syndrome = AArch64.FaultSyndrome(exceptype, fault, except.pavalid);
    if fault.statuscode == Fault\_TagCheck then
        if IsFeatureImplemented(FEAT_MTE4) then
            except.vaddress = ZeroExtend(fault.vaddress, 64);
        else
            except.vaddress = bits(4) UNKNOWN : fault.vaddress<59:0>;
    else
        except.vaddress = ZeroExtend(fault.vaddress, 64);

    if IPAValid(fault) then
        except.ipavalid = TRUE;
        except.NS = if fault.ipaddress.paspace == PAS\_NonSecure then '1' else '0';
        except.ipaddress = fault.ipaddress.address;
    else
        except.ipavalid = FALSE;

    return except;
```

Library pseudocode for aarch64/exceptions/aborts/AArch64.CheckPCAlignment

```
// AArch64.CheckPCAlignment()
// =====

AArch64.CheckPCAlignment()
    constant bits(64) pc = ThisInstrAddr(64);

    if pc<1:0> != '00' then
        AArch64.PCAlignmentFault();
```

Library pseudocode for aarch64/exceptions/aborts/AArch64.DataAbort

```
// AArch64.DataAbort()
// =====

AArch64.DataAbort(FaultRecord fault)
    bits(2) target_el;
    if IsExternalAbort(fault) then
        target_el = SyncExternalAbortTarget(fault);
    else
        route_to_el2 = (EL2Enabled() && PSTATE.EL IN {EL0, EL1} &&
            (HCR_EL2.TGE == '1' ||
            (IsFeatureImplemented(FEAT_RME) && fault.gpcf.gpf == GPCF\_Fail &&
            HCR_EL2.GPF == '1') ||
            (IsFeatureImplemented(FEAT_NV2) &&
            fault.accessdesc.acctype == AccessType\_NV2) ||
            IsSecondStage(fault)));

        if PSTATE.EL == EL3 then
            target_el = EL3;
        elsif PSTATE.EL == EL2 || route_to_el2 then
            target_el = EL2;
        else
            target_el = EL1;

    constant bits(64) preferred_exception_return = ThisInstrAddr(64);
    constant boolean route_to_serr = (IsExternalAbort(fault) &&
        AArch64.RouteToSErrorOffset(target_el));
    constant integer vect_offset = if route_to_serr then 0x180 else 0x0;

    ExceptionRecord except;
    if IsFeatureImplemented(FEAT_NV2) && fault.accessdesc.acctype == AccessType\_NV2 then
        except = AArch64.AbortSyndrome(Exception\_NV2DataAbort, fault, target_el);
    else
        except = AArch64.AbortSyndrome(Exception\_DataAbort, fault, target_el);
    AArch64.TakeException(target_el, except, preferred_exception_return, vect_offset);
```

Library pseudocode for aarch64/exceptions/aborts/AArch64.EffectiveTCF

```
// AArch64.EffectiveTCF()
// =====
// Indicate if a Tag Check Fault should cause a synchronous exception,
// be asynchronously accumulated, or have no effect on the PE.

TCFType AArch64.EffectiveTCF(bits(2) el, boolean read)
    bits(2) tcf;

    constant Regime regime = TranslationRegime(el);

    case regime of
        when Regime\_EL3    tcf = SCTLR_EL3.TCF;
        when Regime\_EL2    tcf = SCTLR_EL2.TCF;
        when Regime\_EL20   tcf = if el == EL0 then SCTLR_EL2.TCF0 else SCTLR_EL2.TCF;
        when Regime\_EL10   tcf = if el == EL0 then SCTLR_EL1.TCF0 else SCTLR_EL1.TCF;
        otherwise          Unreachable();

    if tcf == '11' then          // Reserved value
        if !IsFeatureImplemented(FEAT_MTE_ASYM_FAULT) then
            (-,tcf) = ConstrainUnpredictableBits(Unpredictable\_RESTCF, 2);

    case tcf of
        when '00'             // Tag Check Faults have no effect on the PE
            return TCFType\_Ignore;
        when '01'             // Tag Check Faults cause a synchronous exception
            return TCFType\_Sync;
        when '10'
            if IsFeatureImplemented(FEAT_MTE_ASYNC) then
                // If asynchronous faults are implemented,
                // Tag Check Faults are asynchronously accumulated
                return TCFType\_Async;
            else
                // Otherwise, Tag Check Faults have no effect on the PE
                return TCFType\_Ignore;
        when '11'
            if IsFeatureImplemented(FEAT_MTE_ASYM_FAULT) then
                // Tag Check Faults cause a synchronous exception on reads or on
                // a read/write access, and are asynchronously accumulated on writes
                if read then
                    return TCFType\_Sync;
                else
                    return TCFType\_Async;
            else
                // Otherwise, Tag Check Faults have no effect on the PE
                return TCFType\_Ignore;
        otherwise
            Unreachable();
```

Library pseudocode for aarch64/exceptions/aborts/AArch64.InstructionAbort

```
// AArch64.InstructionAbort()
// =====

AArch64.InstructionAbort(FaultRecord fault)
// External aborts on instruction fetch must be taken synchronously
if IsFeatureImplemented(FEAT_DoubleFault) then
    assert fault.statuscode != Fault\_AsyncExternal;

bits(2) target_el;
if IsExternalAbort(fault) then
    target_el = SyncExternalAbortTarget(fault);
else
    route_to_el2 = (EL2Enabled() && PSTATE.EL IN {EL0, EL1} &&
        (HCR_EL2.TGE == '1' ||
        (IsFeatureImplemented(FEAT_RME) && fault.gpcf.gpf == GPCF\_Fail &&
        HCR_EL2.GPF == '1') ||
        IsSecondStage(fault)));

    if PSTATE.EL == EL3 then
        target_el = EL3;
    elseif PSTATE.EL == EL2 || route_to_el2 then
        target_el = EL2;
    else
        target_el = EL1;

constant bits(64) preferred_exception_return = ThisInstrAddr(64);
integer vect_offset;

if IsExternalAbort(fault) && AArch64.RouteToSErrorOffset(target_el) then
    vect_offset = 0x180;
else
    vect_offset = 0x0;

constant ExceptionRecord except = AArch64.AbortSyndrome(Exception\_InstructionAbort, fault,
    target_el);
AArch64.TakeException(target_el, except, preferred_exception_return, vect_offset);
```

Library pseudocode for aarch64/exceptions/aborts/AArch64.PCAlignmentFault

```
// AArch64.PCAlignmentFault()
// =====
// Called on unaligned program counter in AArch64 state.

AArch64.PCAlignmentFault()

constant bits(64) preferred_exception_return = ThisInstrAddr(64);
vect_offset = 0x0;

except = ExceptionSyndrome(Exception\_PCAlignment);
except.vaddress = ThisInstrAddr(64);
bits(2) target_el = EL1;
if UInt(PSTATE.EL) > UInt(EL1) then
    target_el = PSTATE.EL;
elseif EL2Enabled() && HCR_EL2.TGE == '1' then
    target_el = EL2;
AArch64.TakeException(target_el, except, preferred_exception_return, vect_offset);
```

Library pseudocode for aarch64/exceptions/aborts/AArch64.RaiseTagCheckFault

```
// AArch64.RaiseTagCheckFault()
// =====
// Raise a Tag Check Fault exception.

AArch64.RaiseTagCheckFault(FaultRecord fault)
    constant bits(64) preferred_exception_return = ThisInstrAddr(64);
    constant integer vect_offset = 0x0;
    bits(2) target_el = EL1;
    if UInt(PSTATE.EL) > UInt(EL1) then
        target_el = PSTATE.EL;
    elsif PSTATE.EL == EL0 && EL2Enabled() && HCR_EL2.TGE == '1' then
        target_el = EL2;

    except = AArch64.AbortSyndrome(Exception DataAbort, fault, target_el);
    AArch64.TakeException(target_el, except, preferred_exception_return, vect_offset);
```

Library pseudocode for aarch64/exceptions/aborts/AArch64.ReportTagCheckFault

```
// AArch64.ReportTagCheckFault()
// =====
// Records a Tag Check Fault exception into the appropriate TFSR_ELx.

AArch64.ReportTagCheckFault(bits(2) el, bit ttbr)
    case el of
        when EL3 assert ttbr == '0'; TFSR_EL3.TF0 = '1';
        when EL2 if ttbr == '0' then TFSR_EL2.TF0 = '1'; else TFSR_EL2.TF1 = '1';
        when EL1 if ttbr == '0' then TFSR_EL1.TF0 = '1'; else TFSR_EL1.TF1 = '1';
        when EL0 if ttbr == '0' then TFSR_EL0.TF0 = '1'; else TFSR_EL0.TF1 = '1';
```

Library pseudocode for aarch64/exceptions/aborts/AArch64.RouteToSErrorOffset

```
// AArch64.RouteToSErrorOffset()
// =====
// Returns TRUE if synchronous External abort exceptions are taken to the
// appropriate SError vector offset, and FALSE otherwise.

boolean AArch64.RouteToSErrorOffset(bits(2) target_el)
    if !IsFeatureImplemented(FEAT_DoubleFault) then return FALSE;

    bit ease_bit;
    case target_el of
        when EL3
            ease_bit = SCR_EL3.EASE;
        when EL2
            if IsFeatureImplemented(FEAT_DoubleFault2) && IsSCTLR2EL2Enabled() then
                ease_bit = SCTLR2_EL2.EASE;
            else
                ease_bit = '0';
        when EL1
            if IsFeatureImplemented(FEAT_DoubleFault2) && IsSCTLR2EL1Enabled() then
                ease_bit = SCTLR2_EL1.EASE;
            else
                ease_bit = '0';
    return (ease_bit == '1');
```


Library pseudocode for aarch64/exceptions/aborts/AArch64.SPAlignmentFault

```
// AArch64.SPAlignmentFault()
// =====
// Called on an unaligned stack pointer in AArch64 state.

AArch64.SPAlignmentFault()

    constant bits(64) preferred_exception_return = ThisInstrAddr(64);
    vect_offset = 0x0;

    except = ExceptionSyndrome(Exception\_SPAlignment);

    bits(2) target_el = EL1;
    if UInt(PSTATE.EL) > UInt(EL1) then
        target_el = PSTATE.EL;
    elsif EL2Enabled() && HCR_EL2.TGE == '1' then
        target_el = EL2;
    AArch64.TakeException(target_el, except, preferred_exception_return, vect_offset);
```

Library pseudocode for aarch64/exceptions/aborts/AArch64.TagCheckFault

```
// AArch64.TagCheckFault()
// =====
// Handle a Tag Check Fault condition.

AArch64.TagCheckFault(bits(64) vaddress, AccessDescriptor accdesc)
    constant TCFType tcftype = AArch64.EffectiveTCF(accdesc.el, accdesc.read);

    case tcftype of
        when TCFType\_Sync
            FaultRecord fault = NoFault();
            fault.accessdesc = accdesc;
            fault.write = accdesc.write;
            fault.statuscode = Fault\_TagCheck;
            fault.vaddress = vaddress;
            AArch64.RaiseTagCheckFault(fault);
        when TCFType\_Async
            AArch64.ReportTagCheckFault(accdesc.el, vaddress<55>);
        when TCFType\_Ignore
            return;
        otherwise
            Unreachable();
```

Library pseudocode for aarch64/exceptions/aborts/BranchTargetException

```
// BranchTargetException()
// =====
// Raise branch target exception.

AArch64.BranchTargetException(bits(52) vaddress)
    constant bits(64) preferred_exception_return = ThisInstrAddr(64);
    vect_offset = 0x0;

    except = ExceptionSyndrome(Exception\_BranchTarget);
    except.syndrome.iss<1:0> = PSTATE.BTYPE;
    except.syndrome.iss<24:2> = Zeros(23); // RES0

    bits(2) target_el = EL1;
    if UInt(PSTATE.EL) > UInt(EL1) then
        target_el = PSTATE.EL;
    elsif PSTATE.EL == EL0 && EL2Enabled() && HCR_EL2.TGE == '1' then
        target_el = EL2;
    AArch64.TakeException(target_el, except, preferred_exception_return, vect_offset);
```

Library pseudocode for aarch64/exceptions/abort/TCFType

```
// TCFType
// =====

enumeration TCFType { TCFType_Sync, TCFType_Async, TCFType_Ignore };
```



```

// TakeGPCEException()
// =====
// Report Granule Protection Exception faults

TakeGPCEException(FaultRecord fault)
    assert IsFeatureImplemented(FEAT_RME);
    assert IsFeatureImplemented(FEAT_LSE);
    assert IsFeatureImplemented(FEAT_HAFDBS);
    assert IsFeatureImplemented(FEAT_DoubleFault);

    ExceptionRecord except;

    except.exceptype = Exception GPC;
    except.vaddress = ZeroExtend(fault.vaddress, 64);
    except.paddress = fault.paddress;
    except.pavalid = TRUE;

    if IPAValid(fault) then
        except.ipavalid = TRUE;
        except.NS = if fault.ipaddress.paspace == PAS\_NonSecure then '1' else '0';
        except.ipaddress = fault.ipaddress.address;
    else
        except.ipavalid = FALSE;

    except.syndrome.iss<11> = if fault.hdbssf then '1' else '0'; // HDBSSF
    if fault.accessdesc.acctype == AccessType GCS then
        except.syndrome.iss<8> = '1'; //GCS

    // Populate the fields grouped in ISS
    except.syndrome.iss<24:22> = Zeros(3); // RES0
    except.syndrome.iss<21> = if fault.gpcfs2walk then '1' else '0'; // S2PTW
    if fault.accessdesc.acctype == AccessType IFETCH then
        except.syndrome.iss<20> = '1'; // InD
    else
        except.syndrome.iss<20> = '0'; // InD
    except.syndrome.iss<19:14> = EncodeGPCSC(fault.gpcf); // GPCSC
    if IsFeatureImplemented(FEAT_NV2) && fault.accessdesc.acctype == AccessType NV2 then
        except.syndrome.iss<13> = '1'; // VNCR
    else
        except.syndrome.iss<13> = '0'; // VNCR
    except.syndrome.iss<12:11> = '00'; // RES0
    except.syndrome.iss<10:9> = '00'; // RES0

    if fault.accessdesc.acctype IN {AccessType DC, AccessType IC, AccessType AT} then
        except.syndrome.iss<8> = '1'; // CM
    else
        except.syndrome.iss<8> = '0'; // CM

    except.syndrome.iss<7> = if fault.s2fslwalk then '1' else '0'; // S1PTW

    if fault.accessdesc.acctype IN {AccessType DC, AccessType IC, AccessType AT} then
        except.syndrome.iss<6> = '1'; // WnR
    elseif fault.statuscode IN {Fault\_HWUpdateAccessFlag, Fault\_Exclusive} then
        except.syndrome.iss<6> = bit UNKNOWN; // WnR
    elseif fault.accessdesc.atomicop && IsExternalAbort(fault) then
        except.syndrome.iss<6> = bit UNKNOWN; // WnR
    else
        except.syndrome.iss<6> = if fault.write then '1' else '0'; // WnR

    except.syndrome.iss<5:0> = EncodeLDFSC(fault.statuscode, fault.level); // xFSC

    constant bits(64) preferred_exception_return = ThisInstrAddr(64);
    constant bits(2) target_el = EL3;

    integer vect_offset;
    if IsExternalAbort(fault) && AArch64.RouteToSErrorOffset(target_el) then
        vect_offset = 0x180;
    else
        vect_offset = 0x0;

```

```
AArch64.TakeException(target_el, except, preferred_exception_return, vect_offset);
```

Library pseudocode for aarch64/exceptions/async/AArch64.TakeDelegatedSErrorException

```
// AArch64.TakeDelegatedSErrorException()
// =====

AArch64.TakeDelegatedSErrorException()
    assert IsFeatureImplemented(FEAT_E3DSE) && PSTATE.EL != EL3 && SCR_EL3.<EnDSE,DSE> == '11';

    constant bits(64) preferred_exception_return = ThisInstrAddr(64);
    vect_offset = 0x180;
    except = ExceptionSyndrome(Exception\_SError);

    bits(2) target_el;
    boolean dsei_masked;
    (dsei_masked, target_el) = AArch64.DelegatedSErrorTarget();
    assert !dsei_masked;
    except.syndrome.iss<24> = VSESR_EL3.IDS;
    except.syndrome.iss<23:0> = VSESR_EL3.ISS;
    ClearPendingDelegatedSError();

    AArch64.TakeException(target_el, except, preferred_exception_return, vect_offset);
```

Library pseudocode for aarch64/exceptions/async/AArch64.TakePhysicalFIQException

```
// AArch64.TakePhysicalFIQException()
// =====

AArch64.TakePhysicalFIQException()

    route_to_el3 = HaveEL(EL3) && SCR_EL3.FIQ == '1';
    route_to_el2 = (PSTATE.EL IN {EL0, EL1} && EL2Enabled() &&
        (HCR_EL2.TGE == '1' || HCR_EL2.FMO == '1'));
    constant bits(64) preferred_exception_return = ThisInstrAddr(64);
    vect_offset = 0x100;
    except = ExceptionSyndrome(Exception\_FIQ);

    if route_to_el3 then
        AArch64.TakeException(EL3, except, preferred_exception_return, vect_offset);
    elsif PSTATE.EL == EL2 || route_to_el2 then
        assert PSTATE.EL != EL3;
        AArch64.TakeException(EL2, except, preferred_exception_return, vect_offset);
    else
        assert PSTATE.EL IN {EL0, EL1};
        AArch64.TakeException(EL1, except, preferred_exception_return, vect_offset);
```

Library pseudocode for aarch64/exceptions/async/AArch64.TakePhysicalIRQException

```
// AArch64.TakePhysicalIRQException()
// =====
// Take an enabled physical IRQ exception.

AArch64.TakePhysicalIRQException()

    route_to_el3 = HaveEL\(EL3\) && SCR_EL3.IRQ == '1';
    route_to_el2 = (PSTATE.EL IN {EL0, EL1} && EL2Enabled\(\) &&
                    (HCR_EL2.TGE == '1' || HCR_EL2.IMO == '1'));
    constant bits(64) preferred_exception_return = ThisInstrAddr(64);
    vect_offset = 0x80;

    except = ExceptionSyndrome(Exception\_IRQ);

    if route_to_el3 then
        AArch64.TakeException(EL3, except, preferred_exception_return, vect_offset);
    elsif PSTATE.EL == EL2 || route_to_el2 then
        assert PSTATE.EL != EL3;
        AArch64.TakeException(EL2, except, preferred_exception_return, vect_offset);
    else
        assert PSTATE.EL IN {EL0, EL1};
        AArch64.TakeException(EL1, except, preferred_exception_return, vect_offset);
```

Library pseudocode for aarch64/exceptions/async/AArch64.TakePhysicalSErrorException

```
// AArch64.TakePhysicalSErrorException()
// =====

AArch64.TakePhysicalSErrorException(boolean implicit_esb)
    boolean masked;
    bits(2) target_el;

    (masked, target_el) = PhysicalSErrorTarget();
    assert !masked;

    constant bits(64) preferred_exception_return = ThisInstrAddr(64);
    constant integer vect_offset = 0x180;
    except = ExceptionSyndrome(Exception\_SError);
    constant bits(25) syndrome = AArch64.PhysicalSErrorSyndrome(implicit_esb);

    if IsSErrorEdgeTriggered() then
        ClearPendingPhysicalSError();

    except.syndrome.iss = syndrome;
    AArch64.TakeException(target_el, except, preferred_exception_return, vect_offset);
```

Library pseudocode for aarch64/exceptions/async/AArch64.TakeVirtualFIQException

```
// AArch64.TakeVirtualFIQException()
// =====

AArch64.TakeVirtualFIQException()
    assert PSTATE.EL IN {EL0, EL1} && EL2Enabled();
    assert HCR_EL2.TGE == '0' && HCR_EL2.FMO == '1'; // Virtual IRQ enabled if TGE==0 and FMO==1

    constant bits(64) preferred_exception_return = ThisInstrAddr(64);
    vect_offset = 0x100;

    except = ExceptionSyndrome(Exception\_FIQ);

    AArch64.TakeException(EL1, except, preferred_exception_return, vect_offset);
```

Library pseudocode for aarch64/exceptions/async/AArch64.TakeVirtualIRQException

```
// AArch64.TakeVirtualIRQException()
// =====

AArch64.TakeVirtualIRQException()
    assert PSTATE.EL IN {EL0, EL1} && EL2Enabled();
    assert HCR_EL2.TGE == '0' && HCR_EL2.IMO == '1'; // Virtual IRQ enabled if TGE==0 and IMO==1

    constant bits(64) preferred_exception_return = ThisInstrAddr(64);
    vect_offset = 0x80;

    except = ExceptionSyndrome(Exception_IRQ);

    AArch64.TakeException(EL1, except, preferred_exception_return, vect_offset);
```

Library pseudocode for aarch64/exceptions/async/AArch64.TakeVirtualSErrorException

```
// AArch64.TakeVirtualSErrorException()
// =====

AArch64.TakeVirtualSErrorException()

    assert PSTATE.EL IN {EL0, EL1} && EL2Enabled();
    assert HCR_EL2.TGE == '0' && HCR_EL2.AMO == '1'; // Virtual SError enabled if TGE==0 and AMO==1

    constant bits(64) preferred_exception_return = ThisInstrAddr(64);
    vect_offset = 0x180;
    except = ExceptionSyndrome(Exception_SError);

    if IsFeatureImplemented(FEAT_RAS) then
        except.syndrome.iss<24> = VSESR_EL2.IDS;
        except.syndrome.iss<23:0> = VSESR_EL2.ISS;
    else
        constant bits(25) syndrome = bits(25) IMPLEMENTATION_DEFINED "Virtual SError syndrome";
        impdef_syndrome = syndrome<24> == '1';
        if impdef_syndrome then except.syndrome.iss = syndrome;

    ClearPendingVirtualSError();
    AArch64.TakeException(EL1, except, preferred_exception_return, vect_offset);
```

Library pseudocode for aarch64/exceptions/debug/AArch64.BreakpointException

```
// AArch64.BreakpointException()
// =====

AArch64.BreakpointException(FaultRecord fault)
    assert PSTATE.EL != EL3;

    route_to_el2 = (PSTATE.EL IN {EL0, EL1} && EL2Enabled() &&
        (HCR_EL2.TGE == '1' || MDCR_EL2.TDE == '1'));

    constant bits(64) preferred_exception_return = ThisInstrAddr(64);
    bits(2) target_el;
    vect_offset = 0x0;
    target_el = if (PSTATE.EL == EL2 || route_to_el2) then EL2 else EL1;

    vaddress = bits(64) UNKNOWN;
    except = AArch64.AbortSyndrome(Exception_Breakpoint, fault, target_el);
    AArch64.TakeException(target_el, except, preferred_exception_return, vect_offset);
```

Library pseudocode for aarch64/exceptions/debug/AArch64.SoftwareBreakpoint

```
// AArch64.SoftwareBreakpoint()
// =====

AArch64.SoftwareBreakpoint(bits(16) immediate)

    route_to_el2 = (PSTATE.EL IN {EL0, EL1} &&
                    EL2Enabled() && (HCR_EL2.TGE == '1' || MDCR_EL2.TDE == '1'));

    constant bits(64) preferred_exception_return = ThisInstrAddr(64);
    vect_offset = 0x0;

    except = ExceptionSyndrome(Exception_SoftwareBreakpoint);
    except.syndrome.iss<15:0> = immediate;

    if UInt(PSTATE.EL) > UInt(EL1) then
        AArch64.TakeException(PSTATE.EL, except, preferred_exception_return, vect_offset);
    elsif route_to_el2 then
        AArch64.TakeException(EL2, except, preferred_exception_return, vect_offset);
    else
        AArch64.TakeException(EL1, except, preferred_exception_return, vect_offset);
```

Library pseudocode for aarch64/exceptions/debug/AArch64.SoftwareStepException

```
// AArch64.SoftwareStepException()
// =====

AArch64.SoftwareStepException()
    assert PSTATE.EL != EL3;

    route_to_el2 = (PSTATE.EL IN {EL0, EL1} && EL2Enabled() &&
                    (HCR_EL2.TGE == '1' || MDCR_EL2.TDE == '1'));

    constant bits(64) preferred_exception_return = ThisInstrAddr(64);
    vect_offset = 0x0;

    except = ExceptionSyndrome(Exception_SoftwareStep);
    if SoftwareStep_DidNotStep() then
        except.syndrome.iss<24> = '0';
    else
        except.syndrome.iss<24> = '1';
        except.syndrome.iss<6> = if SoftwareStep_SteppedEX() then '1' else '0';
    except.syndrome.iss<5:0> = '100010'; // IFSC = Debug Exception

    if PSTATE.EL == EL2 || route_to_el2 then
        AArch64.TakeException(EL2, except, preferred_exception_return, vect_offset);
    else
        AArch64.TakeException(EL1, except, preferred_exception_return, vect_offset);
```

Library pseudocode for aarch64/exceptions/debug/AArch64.VectorCatchException

```
// AArch64.VectorCatchException()
// =====
// Vector Catch taken from EL0 or EL1 to EL2. This can only be called when debug exceptions are
// being routed to EL2, as Vector Catch is a legacy debug event.

AArch64.VectorCatchException(FaultRecord fault)
    assert PSTATE.EL != EL2;
    assert EL2Enabled() && (HCR_EL2.TGE == '1' || MDCR_EL2.TDE == '1');

    constant bits(64) preferred_exception_return = ThisInstrAddr(64);
    vect_offset = 0x0;

    vaddress = bits(64) UNKNOWN;
    except = AArch64.AbortSyndrome(Exception_VectorCatch, fault, EL2);

    AArch64.TakeException(EL2, except, preferred_exception_return, vect_offset);
```


Library pseudocode for aarch64/exceptions/debug/AArch64.WatchpointException

```
// AArch64.WatchpointException()
// =====

AArch64.WatchpointException(FaultRecord fault)
    assert PSTATE.EL != EL3;

    route_to_el2 = (PSTATE.EL IN {EL0, EL1} && EL2Enabled() &&
        (HCR_EL2.TGE == '1' || MDCR_EL2.TDE == '1'));

    constant bits(64) preferred_exception_return = ThisInstrAddr(64);
    bits(2) target_el;
    vect_offset = 0x0;
    target_el = if (PSTATE.EL == EL2 || route_to_el2) then EL2 else EL1;

    ExceptionRecord except;
    if IsFeatureImplemented(FEAT_NV2) && fault.accessdesc.acctype == AccessType NV2 then
        except = AArch64.AbortSyndrome(Exception\_NV2Watchpoint, fault, target_el);
    else
        except = AArch64.AbortSyndrome(Exception Watchpoint, fault, target_el);
    AArch64.TakeException(target_el, except, preferred_exception_return, vect_offset);
```

Library pseudocode for aarch64/exceptions/exceptions/AArch64.ExceptionClass

```
// AArch64.ExceptionClass()
// =====
// Returns the Exception Class and Instruction Length fields to be reported in ESR

(integer,bit) AArch64.ExceptionClass(Exception exceptype, bits(2) target_el)

    il_is_valid = TRUE;
    from_32 = UsingAArch32();
    integer ec;
    case exceptype of
        when Exception Uncategorized          ec = 0x00; il_is_valid = FALSE;
        when Exception WxTrap                  ec = 0x01;
        when Exception CP15RRTTrap             ec = 0x03; assert from_32;
        when Exception CP15RRTTrap             ec = 0x04; assert from_32;
        when Exception CP14RRTTrap             ec = 0x05; assert from_32;
        when Exception CP14DTTrap              ec = 0x06; assert from_32;
        when Exception AdvSIMDFPAccessTrap     ec = 0x07;
        when Exception FPIDTrap                ec = 0x08;
        when Exception PACTrap                ec = 0x09;
        when Exception LDST64BTrap             ec = 0x0A;
        when Exception TSTARTAccessTrap       ec = 0x1B;
        when Exception GPC                    ec = 0x1E;
        when Exception CP14RRTTrap             ec = 0x0C; assert from_32;
        when Exception BranchTarget           ec = 0x0D;
        when Exception IllegalState           ec = 0x0E; il_is_valid = FALSE;
        when Exception SupervisorCall         ec = 0x11;
        when Exception HypervisorCall         ec = 0x12;
        when Exception MonitorCall           ec = 0x13;
        when Exception SystemRegisterTrap     ec = 0x18; assert !from_32;
        when Exception SystemRegister128Trap ec = 0x14; assert !from_32;
        when Exception SVEAccessTrap          ec = 0x19; assert !from_32;
        when Exception ERetTrap               ec = 0x1A; assert !from_32;
        when Exception PACFail                ec = 0x1C; assert !from_32;
        when Exception SMEAccessTrap          ec = 0x1D; assert !from_32;
        when Exception InstructionAbort       ec = 0x20; il_is_valid = FALSE;
        when Exception PCAlignment           ec = 0x22; il_is_valid = FALSE;
        when Exception DataAbort              ec = 0x24;
        when Exception NV2DataAbort           ec = 0x25;
        when Exception SPAlignment            ec = 0x26; il_is_valid = FALSE; assert !from_32;
        when Exception MemCpyMemSet           ec = 0x27;
        when Exception GCSFail                ec = 0x2D; assert !from_32;
        when Exception FPTrappedException     ec = 0x28;
        when Exception SError                 ec = 0x2F; il_is_valid = FALSE;
        when Exception Breakpoint             ec = 0x30; il_is_valid = FALSE;
        when Exception SoftwareStep           ec = 0x32; il_is_valid = FALSE;
        when Exception Watchpoint            ec = 0x34; il_is_valid = FALSE;
        when Exception NV2Watchpoint          ec = 0x35; il_is_valid = FALSE;
        when Exception SoftwareBreakpoint     ec = 0x38;
        when Exception VectorCatch           ec = 0x3A; il_is_valid = FALSE; assert from_32;
        when Exception Profiling             ec = 0x3D;
        otherwise                               Unreachable();

    if ec IN {0x20,0x24,0x30,0x32,0x34} && target_el == PSTATE.EL then
        ec = ec + 1;

    if ec IN {0x11,0x12,0x13,0x28,0x38} && !from_32 then
        ec = ec + 4;

    bit il;
    if il_is_valid then
        il = if ThisInstrLength() == 32 then '1' else '0';
    else
        il = '1';
    assert from_32 || il == '1'; // AArch64 instructions always 32-bit

    return (ec,il);
```

Library pseudocode for aarch64/exceptions/exceptions/AArch64.ReportException

```
// AArch64.ReportException()
// =====
// Report syndrome information for exception taken to AArch64 state.

AArch64.ReportException(ExceptionRecord except, bits(2) target_el)

    constant Exception exceptype = except.exceptype;

    (ec,il) = AArch64.ExceptionClass(exceptype, target_el);
    iss = except.syndrome.iss;
    iss2 = except.syndrome.iss2;

    // IL is not valid for Data Abort exceptions without valid instruction syndrome information
    if ec IN {0x24,0x25} && iss<24> == '0' then
        il = '1';

    ESR_EL[target_el] = (Zeros(8) : // <63:56>
                        iss2 : // <55:32>
                        ec<5:0> : // <31:26>
                        il : // <25>
                        iss); // <24:0>

    if exceptype IN {
        Exception\_InstructionAbort,
        Exception\_PCAlignment,
        Exception\_DataAbort,
        Exception\_NV2DataAbort,
        Exception\_NV2Watchpoint,
        Exception\_GPC,
        Exception\_Watchpoint
    } then
        FAR\_EL[target_el] = except.vaddress;
    else
        FAR\_EL[target_el] = bits(64) UNKNOWN;

    if except.ipavalid then
        HPFAR_EL2<47:4> = except.ipaddress<55:12>;
        if IsSecureEL2Enabled() && CurrentSecurityState() == SS\_Secure then
            HPFAR_EL2.NS = except.NS;
        else
            HPFAR_EL2.NS = '0';
    elsif target_el == EL2 then
        HPFAR_EL2<47:4> = bits(44) UNKNOWN;

    if except.pavalid then
        bits(64) faultaddr = ZeroExtend(except.paddress.address, 64);
        if IsFeatureImplemented(FEAT_RME) then
            case except.paddress.paspace of
                when PAS\_Secure faultaddr<63:62> = '00';
                when PAS\_NonSecure faultaddr<63:62> = '10';
                when PAS\_Root faultaddr<63:62> = '01';
                when PAS\_Realm faultaddr<63:62> = '11';
            if exceptype == Exception\_GPC then
                faultaddr<11:0> = Zeros(12);
            else
                faultaddr<63> = if except.paddress.paspace == PAS\_NonSecure then '1' else '0';
                PFAR\_EL[target_el] = faultaddr;
        elsif (IsFeatureImplemented(FEAT_PFAR) ||
            (IsFeatureImplemented(FEAT_RME) && target_el == EL3)) then
            PFAR\_EL[target_el] = bits(64) UNKNOWN;
    return;
```

Library pseudocode for aarch64/exceptions/exceptions/AArch64.ResetControlRegisters

```
// AArch64.ResetControlRegisters()  
// =====  
// Resets System registers and memory-mapped control registers that have architecturally-defined  
// reset values to those values.  
  
AArch64.ResetControlRegisters(boolean cold_reset);
```

Library pseudocode for aarch64/exceptions/exceptions/AArch64.TakeReset

```
// AArch64.TakeReset()
// =====
// Reset into AArch64 state

AArch64.TakeReset(boolean cold_reset)
    assert HaveAArch64\(\);

    // Enter the highest implemented Exception level in AArch64 state
    PSTATE.nRW = '0';
    if HaveEL\(EL3\) then
        PSTATE.EL = EL3;
    elsif HaveEL\(EL2\) then
        PSTATE.EL = EL2;
    else
        PSTATE.EL = EL1;

    // Reset System registers
    // and other system components
    AArch64.ResetControlRegisters(cold_reset);

    // Reset all other PSTATE fields
    PSTATE.SP = '1'; // Select stack pointer
    PSTATE.<D,A,I,F> = '1111'; // All asynchronous exceptions masked
    PSTATE.SS = '0'; // Clear software step bit
    PSTATE.DIT = '0'; // PSTATE.DIT is reset to 0 when resetting into AArch64
    if IsFeatureImplemented(FEAT_PAuth_LR) then
        PSTATE.PACM = '0'; // PAC modifier
    if IsFeatureImplemented(FEAT_SME) then
        PSTATE.<SM,ZA> = '00'; // Disable Streaming SVE mode & ZA storage
        ResetSMEState('0');
    if IsFeatureImplemented(FEAT_SSBS) then
        PSTATE.SSBS = bit IMPLEMENTATION_DEFINED "PSTATE.SSBS bit at reset";
    if IsFeatureImplemented(FEAT_GCS) then
        PSTATE.EXLOCK = '0'; // PSTATE.EXLOCK is reset to 0 when resetting into AArch64
    if IsFeatureImplemented(FEAT_UINJ) then
        PSTATE.UINJ = '0'; // PSTATE.UINJ is reset to 0 when resetting into AArch64
    PSTATE.IL = '0'; // Clear Illegal Execution state bit

    if IsFeatureImplemented(FEAT_TME) then TSTATE.depth = 0; // Non-transactional state

    // All registers, bits and fields not reset by the above pseudocode or by the BranchTo() call
    // below are UNKNOWN bitstrings after reset. In particular, the return information registers
    // ELR_ELx and SPSR_ELx have UNKNOWN values, so that it
    // is impossible to return from a reset in an architecturally defined way.
    AArch64.ResetGeneralRegisters();
    if IsFeatureImplemented(FEAT_SME) || IsFeatureImplemented(FEAT_SVE) then
        ResetSVERegisters();
    else
        AArch64.ResetSIMDFPRegisters();
        AArch64.ResetSpecialRegisters();
        ResetExternalDebugRegisters(cold_reset);

    bits(64) rv; // IMPLEMENTATION DEFINED reset vector

    if HaveEL\(EL3\) then
        rv = RVBAR_EL3;
    elsif HaveEL\(EL2\) then
        rv = RVBAR_EL2;
    else
        rv = RVBAR_EL1;

    // The reset vector must be correctly aligned
    constant AddressSize pamax = AArch64.PAMax();
    assert IsZero(rv<63:pamax>) && IsZero(rv<1:0>);

    constant boolean branch_conditional = FALSE;
    EDPRSR.R = '0'; // Leaving Reset State.
    BranchTo(rv, BranchType RESET, branch_conditional);
```

Library pseudocode for aarch64/exceptions/ieeeefp/AArch64.FPTrappedException

```
// AArch64.FPTrappedException()
// =====

AArch64.FPTrappedException(boolean is_ase, bits(8) accumulated_exceptions)
    except = ExceptionSyndrome(Exception\_FPTrappedException);
    if is_ase then
        if boolean IMPLEMENTATION_DEFINED "vector instructions set TFV to 1" then
            except.syndrome.iss<23> = '1'; // TFV
        else
            except.syndrome.iss<23> = '0'; // TFV
    else
        except.syndrome.iss<23> = '1'; // TFV
    except.syndrome.iss<10:8> = bits(3) UNKNOWN; // VECITR
    if except.syndrome.iss<23> == '1' then
        except.syndrome.iss<7,4:0> = accumulated_exceptions<7,4:0>; // IDF,IXF,UFF,OFF,DZF,IOF
    else
        except.syndrome.iss<7,4:0> = bits(6) UNKNOWN;

    route_to_el2 = EL2Enabled() && HCR_EL2.TGE == '1';

    constant bits(64) preferred_exception_return = ThisInstrAddr(64);
    vect_offset = 0x0;

    if UInt(PSTATE.EL) > UInt(EL1) then
        AArch64.TakeException(PSTATE.EL, except, preferred_exception_return, vect_offset);
    elsif route_to_el2 then
        AArch64.TakeException(EL2, except, preferred_exception_return, vect_offset);
    else
        AArch64.TakeException(EL1, except, preferred_exception_return, vect_offset);
```

Library pseudocode for aarch64/exceptions/syscalls/AArch64.CallHypervisor

```
// AArch64.CallHypervisor()
// =====
// Performs a HVC call

AArch64.CallHypervisor(bits(16) immediate)
    assert HaveEL(EL2);

    if UsingAArch32() then AArch32.ITAdvance();
    SSAdvance();
    constant bits(64) preferred_exception_return = NextInstrAddr(64);
    vect_offset = 0x0;

    except = ExceptionSyndrome(Exception\_HypervisorCall);
    except.syndrome.iss<15:0> = immediate;

    if IsFeatureImplemented(FEAT_PAuth_LR) then PSTATE.PACM = '0';
    if PSTATE.EL == EL3 then
        AArch64.TakeException(EL3, except, preferred_exception_return, vect_offset);
    else
        AArch64.TakeException(EL2, except, preferred_exception_return, vect_offset);
```

Library pseudocode for aarch64/exceptions/syscalls/AArch64.CallSecureMonitor

```
// AArch64.CallSecureMonitor()
// =====

AArch64.CallSecureMonitor(bits(16) immediate)
    assert HaveEL(EL3) && !ELUsingAArch32(EL3);
    if UsingAArch32() then AArch32.ITAdvance();
    HSAdvance();
    SSAdvance();
    constant bits(64) preferred_exception_return = NextInstrAddr(64);
    vect_offset = 0x0;

    except = ExceptionSyndrome(Exception_MonitorCall);
    except.syndrome.iss<15:0> = immediate;
    if IsFeatureImplemented(FEAT_PAuth_LR) then PSTATE.PACM = '0';
    AArch64.TakeException(EL3, except, preferred_exception_return, vect_offset);
```

Library pseudocode for aarch64/exceptions/syscalls/AArch64.CallSupervisor

```
// AArch64.CallSupervisor()
// =====
// Calls the Supervisor

AArch64.CallSupervisor(bits(16) immediate)
    if UsingAArch32() then AArch32.ITAdvance();
    SSAdvance();
    route_to_el2 = PSTATE.EL == EL0 && EL2Enabled() && HCR_EL2.TGE == '1';

    constant bits(64) preferred_exception_return = NextInstrAddr(64);
    vect_offset = 0x0;

    except = ExceptionSyndrome(Exception_SupervisorCall);
    except.syndrome.iss<15:0> = immediate;
    if IsFeatureImplemented(FEAT_PAuth_LR) then PSTATE.PACM = '0';
    if UInt(PSTATE.EL) > UInt(EL1) then
        AArch64.TakeException(PSTATE.EL, except, preferred_exception_return, vect_offset);
    elsif route_to_el2 then
        AArch64.TakeException(EL2, except, preferred_exception_return, vect_offset);
    else
        AArch64.TakeException(EL1, except, preferred_exception_return, vect_offset);
```



```

// AArch64.TakeException()
// =====
// Take an exception to an Exception level using AArch64.

AArch64.TakeException(bits(2) target_el, ExceptionRecord exception_in,
                      bits(64) preferred_exception_return, integer vect_offset_in)
assert HaveEL(target_el) && !ELUsingAArch32(target_el) && UInt(target_el) >= UInt(PSTATE.EL);
if Halted() then
    AArch64.TakeExceptionInDebugState(target_el, exception_in);
    return;
ExceptionRecord except = exception_in;
boolean sync_errors;
boolean iesb_req;
if IsFeatureImplemented(FEAT_IESB) then
    sync_errors = SCTLR_EL[target_el].IESB == '1';
    if IsFeatureImplemented(FEAT_DoubleFault) then
        sync_errors = sync_errors || (SCR_EL3.<EA,NMEA> == '11' && target_el == EL3);
    if sync_errors && InsertIESBBeforeException(target_el) then
        SynchronizeErrors();
        if except.exceptype != Exception\_SError then
            iesb_req = FALSE;
            sync_errors = FALSE;
            TakeUnmaskedPhysicalSErrorInterrupts(iesb_req);
else
    sync_errors = FALSE;

if IsFeatureImplemented(FEAT_TME) && TSTATE.depth > 0 then
    TMFailure cause;
    case except.exceptype of
        when Exception\_SoftwareBreakpoint cause = TMFailure\_DBG;
        when Exception\_Breakpoint cause = TMFailure\_DBG;
        when Exception\_Watchpoint cause = TMFailure\_DBG;
        when Exception\_SoftwareStep cause = TMFailure\_DBG;
        otherwise cause = TMFailure\_ERR;
    FailTransaction(cause, FALSE);

boolean brbe_source_allowed = FALSE;
bits(64) brbe_source_address = Zeros(64);
if IsFeatureImplemented(FEAT_BRBE) then
    brbe_source_allowed = BranchRecordAllowed(PSTATE.EL);
    brbe_source_address = preferred_exception_return;

if !IsFeatureImplemented(FEAT_ExS) || SCTLR_EL[target_el].EIS == '1' then
    // Synchronize the context, including Instruction Fetch Barrier effect
    SynchronizeContext();
elseif !(except.exceptype == Exception\_SoftwareBreakpoint ||
        (except.exceptype IN {Exception\_SupervisorCall,
                             Exception\_HypervisorCall,
                             Exception\_MonitorCall} &&
         !except.trappedsyscallinst)) then
    InstructionFetchBarrier();

// If coming from AArch32 state, the top parts of the X[] registers might be set to zero
from_32 = UsingAArch32();
if from_32 then AArch64.MaybeZeroRegisterUppers();
if from_32 && IsFeatureImplemented(FEAT_SME) && PSTATE.SM == '1' then
    ResetSVEState();
else
    MaybeZeroSVEUppers(target_el);

integer vect_offset = vect_offset_in;
if UInt(target_el) > UInt(PSTATE.EL) then
    boolean lower_32;
    if target_el == EL3 then
        if EL2Enabled() then
            lower_32 = ELUsingAArch32(EL2);
        else
            lower_32 = ELUsingAArch32(EL1);
    elseif IsInHost() && PSTATE.EL == EL0 && target_el == EL2 then
        lower_32 = ELUsingAArch32(EL0);

```

```

else
    lower_32 = ELUsingAArch32(target_el - 1);
    vect_offset = vect_offset + (if lower_32 then 0x600 else 0x400);

elsif PSTATE.SP == '1' then
    vect_offset = vect_offset + 0x200;

bits(64) spsr = GetPSRFromPSTATE(AArch64 NonDebugState, 64);

if PSTATE.EL == EL1 && target_el == EL1 && EL2Enabled() then
    if EffectiveHCR\_EL2\_NVx() IN {'x01', '111'} then
        spsr<3:2> = '10';

if IsFeatureImplemented(FEAT_BTI) && !UsingAArch32() then
    boolean zero_btype;
    // SPSR_ELx[].BTTYPE is only guaranteed valid for these exception types
    if except.excepttype IN {Exception\_SError, Exception\_IRQ, Exception\_FIQ,
        Exception\_SoftwareStep, Exception\_PCAalignment,
        Exception\_InstructionAbort, Exception\_Breakpoint,
        Exception\_VectorCatch, Exception\_SoftwareBreakpoint,
        Exception\_IllegalState, Exception\_BranchTarget} then
        zero_btype = FALSE;
    else
        zero_btype = ConstrainUnpredictableBool(Unpredictable\_ZEROBTTYPE);
    if zero_btype then spsr<11:10> = '00';

if (IsFeatureImplemented(FEAT_NV2) &&
    except.excepttype == Exception\_NV2DataAbort && target_el == EL3) then
    // External aborts are configured to be taken to EL3
    except.excepttype = Exception\_DataAbort;
if ! except.excepttype IN {Exception\_IRQ, Exception\_FIQ} then
    AArch64.ReportException(except, target_el);

if IsFeatureImplemented(FEAT_BRBE) then
    constant bits(64) brbe_target_address = VBAR\_EL[target_el]<63:11>:vect_offset<10:0>;
    BRBEEException(except, brbe_source_allowed, brbe_source_address,
        brbe_target_address, target_el,
        except.trappedsyscallinst);

if IsFeatureImplemented(FEAT_GCS) then
    if PSTATE.EL == target_el then
        if GetCurrentEXLOCKEN() then
            PSTATE.EXLOCK = '1';
        else
            PSTATE.EXLOCK = '0';
    else
        PSTATE.EXLOCK = '0';

PSTATE.EL = target_el;
PSTATE.nRW = '0';
PSTATE.SP = '1';

SPSR\_ELx[] = spsr;
ELR\_ELx[] = preferred_exception_return;

PSTATE.SS = '0';
if IsFeatureImplemented(FEAT_SSBS) then PSTATE.SSBS = SCTL_R_ELx[].DSSBS;
if IsFeatureImplemented(FEAT_EBEP) then PSTATE.PM = '1';
if IsFeatureImplemented(FEAT_SEBEP) then
    PSTATE.PPEND = '0';
    ShouldSetPPEND = FALSE;
if IsFeatureImplemented(FEAT_NMI) then
    PSTATE.ALLINT = NOT SCTL_R_ELx[].SPINTMASK;
PSTATE.<D,A,I,F> = '1111';
if IsFeatureImplemented(FEAT_MTE) then PSTATE.TCO = '1';
PSTATE.IL = '0';
if IsFeatureImplemented(FEAT_UAO) then PSTATE.UAO = '0';
if IsFeatureImplemented(FEAT_UINJ) then PSTATE.UINJ = '0';
if IsFeatureImplemented(FEAT_PAuth_LR) then PSTATE.PACM = '0';
if (IsFeatureImplemented(FEAT_PAN) && (PSTATE.EL == EL1 ||

```

```

        (PSTATE.EL == EL2 && ELIsInHost(EL0)) &&
        SCTLR_ELx[].SPAN == '0') then
    PSTATE.PAN = '1';
    if from_32 then                                // Coming from AArch32
        PSTATE.IT = '00000000';
        PSTATE.T = '0';                            // PSTATE.J is RES0
    if IsFeatureImplemented(FEAT_BTI) then PSTATE.BTYPE = '00';
    constant boolean branch_conditional = FALSE;
    BranchTo(VBAR\_ELx[]<63:11>:vect_offset<10:0>, BranchType\_EXCEPTION, branch_conditional);
    CheckExceptionCatch(TRUE);                      // Check for debug event on exception entry

    if sync_errors then
        SynchronizeErrors();
        iesb_req = TRUE;
        TakeUnmaskedPhysicalSErrorInterrupts(iesb_req);

    EndOfInstruction();

```

Library pseudocode for aarch64/exceptions/traps/AArch64.AArch32SystemAccessTrap

```

// AArch64.AArch32SystemAccessTrap()
// =====
// Trapped AARCH32 System register access.

AArch64.AArch32SystemAccessTrap(bits(2) target_el, integer ec)
    assert HaveEL(target_el) && target_el != EL0 && UInt(target_el) >= UInt(PSTATE.EL);

    constant bits(64) preferred_exception_return = ThisInstrAddr(64);
    vect_offset = 0x0;

    except = AArch64.AArch32SystemAccessTrapSyndrome(ThisInstr(), ec);
    AArch64.TakeException(target_el, except, preferred_exception_return, vect_offset);

```



```

// AArch64.AArch32SystemAccessTrapSyndrome()
// =====
// Returns the syndrome information for traps on AArch32 MCR, MCRR, MRC, MRRC, and VMRS,
// VMSR instructions, other than traps that are due to HCPTR or CPACR.

ExceptionRecord AArch64.AArch32SystemAccessTrapSyndrome(bits(32) instr, integer ec)
    ExceptionRecord except;

    case ec of
        when 0x0    except = ExceptionSyndrome(Exception\_Uncategorized);
        when 0x3    except = ExceptionSyndrome(Exception\_CP15RTTrap);
        when 0x4    except = ExceptionSyndrome(Exception\_CP15RRTTrap);
        when 0x5    except = ExceptionSyndrome(Exception\_CP14RTTrap);
        when 0x6    except = ExceptionSyndrome(Exception\_CP14DTTrap);
        when 0x7    except = ExceptionSyndrome(Exception\_AdvSIMDFPAccessTrap);
        when 0x8    except = ExceptionSyndrome(Exception\_FPIDTrap);
        when 0xC    except = ExceptionSyndrome(Exception\_CP14RRTTrap);
        otherwise   Unreachable();

    bits(20) iss = Zeros(20);

    if except.exceptype == Exception\_Uncategorized then
        return except;
    elseif except.exceptype IN {Exception\_FPIDTrap, Exception\_CP14RTTrap,
                               Exception\_CP15RTTrap} then
        // Trapped MRC/MCR, VMRS on FPSID
        if except.exceptype != Exception\_FPIDTrap then // When trap is not for VMRS
            iss<19:17> = instr<7:5>; // opc2
            iss<16:14> = instr<23:21>; // opc1
            iss<13:10> = instr<19:16>; // CRn
            iss<4:1>   = instr<3:0>; // CRm
        else
            iss<19:17> = '000';
            iss<16:14> = '111';
            iss<13:10> = instr<19:16>; // reg
            iss<4:1>   = '0000';

        if instr<20> == '1' && instr<15:12> == '1111' then // MRC, Rt==15
            iss<9:5> = '11111';
        elseif instr<20> == '0' && instr<15:12> == '1111' then // MCR, Rt==15
            iss<9:5> = bits(5) UNKNOWN;
        else
            iss<9:5> = LookUpRIndex(UInt(instr<15:12>), PSTATE.M)<4:0>;
    elseif except.exceptype IN {Exception\_CP14RRTTrap, Exception\_AdvSIMDFPAccessTrap,
                               Exception\_CP15RRTTrap} then
        // Trapped MRRC/MCRR, VMRS/VMSR
        iss<19:16> = instr<7:4>; // opc1
        if instr<19:16> == '1111' then // Rt2==15
            iss<14:10> = bits(5) UNKNOWN;
        else
            iss<14:10> = LookUpRIndex(UInt(instr<19:16>), PSTATE.M)<4:0>;

        if instr<15:12> == '1111' then // Rt==15
            iss<9:5> = bits(5) UNKNOWN;
        else
            iss<9:5> = LookUpRIndex(UInt(instr<15:12>), PSTATE.M)<4:0>;
        iss<4:1>   = instr<3:0>; // CRm
    elseif except.exceptype == Exception\_CP14DTTrap then
        // Trapped LDC/STC
        iss<19:12> = instr<7:0>; // imm8
        iss<4>     = instr<23>; // U
        iss<2:1>   = instr<24,21>; // P,W
        if instr<19:16> == '1111' then // Rn==15, LDC(Literal addressing)/STC
            iss<9:5> = bits(5) UNKNOWN;
            iss<3>   = '1';
        iss<0> = instr<20>; // Direction

    except.syndrome.iss<24:20> = ConditionSyndrome();
    except.syndrome.iss<19:0>  = iss;

```

```
return except;
```

Library pseudocode for aarch64/exceptions/traps/AArch64.AdvSIMDFPAccessTrap

```
// AArch64.AdvSIMDFPAccessTrap()
// =====
// Trapped access to Advanced SIMD or FP registers due to CPACR[].

AArch64.AdvSIMDFPAccessTrap(bits(2) target_el)
    constant bits(64) preferred_exception_return = ThisInstrAddr(64);
    ExceptionRecord except;
    vect_offset = 0x0;

    route_to_el2 = (target_el == EL1 && EL2Enabled() && HCR_EL2.TGE == '1');

    if route_to_el2 then
        except = ExceptionSyndrome(Exception Uncategorized);
        AArch64.TakeException(EL2, except, preferred_exception_return, vect_offset);
    else
        except = ExceptionSyndrome(Exception AdvSIMDFPAccessTrap);
        except.syndrome.iss<24:20> = ConditionSyndrome();
        AArch64.TakeException(target_el, except, preferred_exception_return, vect_offset);

    return;
```

Library pseudocode for aarch64/exceptions/traps/AArch64.CheckCP15InstrCoarseTraps

```
// AArch64.CheckCP15InstrCoarseTraps()
// =====
// Check for coarse-grained AArch32 traps to System registers in the
// coproc=0b1111 encoding space by HSTR_EL2, HCR_EL2, and SCTL_ELx.

AArch64.CheckCP15InstrCoarseTraps(integer CRn, integer nreg, integer CRm)
    trapped_encoding = ((CRn == 9 && CRm IN {0,1,2, 5,6,7,8 }) ||
                        (CRn == 10 && CRm IN {0,1, 4, 8 }) ||
                        (CRn == 11 && CRm IN {0,1,2,3,4,5,6,7,8,15}));

    // Check for MRC and MCR disabled by SCTL_EL1.TIDCP.
    if (IsFeatureImplemented(FEAT_TIDCP1) && PSTATE.EL == EL0 && !IsInHost() &&
        !ELUsingAArch32(EL1) && SCTL_EL1.TIDCP == '1' && trapped_encoding) then
        if EL2Enabled() && HCR_EL2.TGE == '1' then
            AArch64.AArch32SystemAccessTrap(EL2, 0x3);
        else
            AArch64.AArch32SystemAccessTrap(EL1, 0x3);

    // Check for coarse-grained Hyp traps
    if PSTATE.EL IN {EL0, EL1} && EL2Enabled() then
        // Check for MRC and MCR disabled by SCTL_EL2.TIDCP.
        if (IsFeatureImplemented(FEAT_TIDCP1) && PSTATE.EL == EL0 && IsInHost() &&
            SCTL_EL2.TIDCP == '1' && trapped_encoding) then
            AArch64.AArch32SystemAccessTrap(EL2, 0x3);

    major = if nreg == 1 then CRn else CRm;
    // Check for MCR, MRC, MCRR, and MRRC disabled by HSTR_EL2<CRn/CRm>
    // and MRC and MCR disabled by HCR_EL2.TIDCP.
    if ((!IsInHost()) && !major IN {4,14} && HSTR_EL2<major> == '1') ||
        (HCR_EL2.TIDCP == '1' && nreg == 1 && trapped_encoding) then
        if (PSTATE.EL == EL0 &&
            boolean IMPLEMENTATION_DEFINED "UNDEF unallocated CP15 access at EL0") then
            UNDEFINED;
        AArch64.AArch32SystemAccessTrap(EL2, 0x3);
```

Library pseudocode for aarch64/exceptions/traps/AArch64.CheckFPAdvSIMDEnabled

```
// AArch64.CheckFPAdvSIMDEnabled()
// =====

AArch64.CheckFPAdvSIMDEnabled()
    AArch64.CheckFPEnabled\(\);
    // Check for illegal use of Advanced
    // SIMD in Streaming SVE Mode
    if IsFeatureImplemented(FEAT_SME) && PSTATE.SM == '1' && !IsFullA64Enabled\(\) then
        SMEAccessTrap\(SMEExceptionType\_Streaming, PSTATE.EL\);
```

Library pseudocode for aarch64/exceptions/traps/AArch64.CheckFPAdvSIMDTrap

```
// AArch64.CheckFPAdvSIMDTrap()
// =====
// Check against CPTR_EL2 and CPTR_EL3.

AArch64.CheckFPAdvSIMDTrap()
    if HaveEL\(EL3\) && CPTR_EL3.TFP == '1' && EL3SDDUndefPriority\(\) then
        UNDEFINED;

    if PSTATE.EL IN {EL0, EL1, EL2} && EL2Enabled\(\) then
        // Check if access disabled in CPTR_EL2
        if ELIsInHost\(EL2\) then
            boolean disabled;
            case CPTR_EL2.FPEN of
                when 'x0' disabled = TRUE;
                when '01' disabled = PSTATE.EL == EL0 && HCR_EL2.TGE == '1';
                when '11' disabled = FALSE;
            if disabled then AArch64.AdvSIMDFPAccessTrap\(EL2\);
        else
            if CPTR_EL2.TFP == '1' then AArch64.AdvSIMDFPAccessTrap\(EL2\);

    if HaveEL\(EL3\) then
        // Check if access disabled in CPTR_EL3
        if CPTR_EL3.TFP == '1' then
            if EL3SDDUndef\(\) then
                UNDEFINED;
            else
                AArch64.AdvSIMDFPAccessTrap\(EL3\);
```

Library pseudocode for aarch64/exceptions/traps/AArch64.CheckFPEnabled

```
// AArch64.CheckFPEnabled()
// =====
// Check against CPACR[]

AArch64.CheckFPEnabled()
    if PSTATE.EL IN {EL0, EL1} && !IsInHost\(\) then
        // Check if access disabled in CPACR_EL1
        boolean disabled;
        case CPACR_EL1.FPEN of
            when 'x0' disabled = TRUE;
            when '01' disabled = PSTATE.EL == EL0;
            when '11' disabled = FALSE;
        if disabled then AArch64.AdvSIMDFPAccessTrap\(EL1\);

    AArch64.CheckFPAdvSIMDTrap\(\); // Also check against CPTR_EL2 and CPTR_EL3
```

Library pseudocode for aarch64/exceptions/traps/AArch64.CheckForERetTrap

```
// AArch64.CheckForERetTrap()
// =====
// Check for trap on ERET, ERETAA, ERETAB instruction

AArch64.CheckForERetTrap(boolean eret_with_pac, boolean pac_uses_key_a)

    route_to_el2 = FALSE;
    // Non-secure EL1 execution of ERET, ERETAA, ERETAB when either HCR_EL2.NV or
    // HFGITR_EL2.ERET is set, is trapped to EL2
    route_to_el2 = (PSTATE.EL == EL1 && EL2Enabled() &&
        (EffectiveHCR_EL2_NVx() <0> == '1' ||
        (IsFeatureImplemented(FEAT_FGT) && (!HaveEL(EL3) || SCR_EL3.FGTEn == '1') &&
        HFGITR_EL2.ERET == '1')));
    if route_to_el2 then
        ExceptionRecord except;
        constant bits(64) preferred_exception_return = ThisInstrAddr(64);
        vect_offset = 0x0;
        except = ExceptionSyndrome(Exception\_ERetTrap);
        if !eret_with_pac then // ERET
            except.syndrome.iss<1> = '0';
            except.syndrome.iss<0> = '0'; // RES0
        else
            except.syndrome.iss<1> = '1';
            if pac_uses_key_a then // ERETAA
                except.syndrome.iss<0> = '0';
            else // ERETAB
                except.syndrome.iss<0> = '1';
        AArch64.TakeException(EL2, except, preferred_exception_return, vect_offset);
```

Library pseudocode for aarch64/exceptions/traps/AArch64.CheckForSMCUnDefOrTrap

```
// AArch64.CheckForSMCUnDefOrTrap()
// =====
// Check for UNDEFINED or trap on SMC instruction

AArch64.CheckForSMCUnDefOrTrap(bits(16) imm)
    if PSTATE.EL == EL0 then UNDEFINED;
    if (!(PSTATE.EL == EL1 && EL2Enabled() && HCR_EL2.TSC == '1') &&
        HaveEL(EL3) && SCR_EL3.SMD == '1') then
        UNDEFINED;
    route_to_el2 = FALSE;
    if !HaveEL(EL3) then
        if (PSTATE.EL == EL1 && EL2Enabled() && HCR_EL2.TSC == '1' &&
            (EffectiveHCR_EL2_NVx() == 'xx1' ||
            (boolean IMPLEMENTATION_DEFINED "Trap SMC execution at EL1 to EL2"))) then
                route_to_el2 = TRUE;
        else
            UNDEFINED;
    else
        route_to_el2 = PSTATE.EL == EL1 && EL2Enabled() && HCR_EL2.TSC == '1';
    if route_to_el2 then
        constant bits(64) preferred_exception_return = ThisInstrAddr(64);
        vect_offset = 0x0;
        except = ExceptionSyndrome(Exception\_MonitorCall);
        except.syndrome.iss<15:0> = imm;
        except.trappedsyscallinst = TRUE;
        AArch64.TakeException(EL2, except, preferred_exception_return, vect_offset);
```


Library pseudocode for aarch64/exceptions/traps/AArch64.CheckForSVCTrap

```
// AArch64.CheckForSVCTrap()
// =====
// Check for trap on SVC instruction

AArch64.CheckForSVCTrap(bits(16) immediate)
    if IsFeatureImplemented(FEAT_FGT) then
        route_to_el2 = FALSE;
        if PSTATE.EL == EL0 then
            route_to_el2 = (!UsingAArch32() && !ELUsingAArch32(EL1) &&
                EL2Enabled() && HFGITR_EL2.SVC_EL0 == '1' &&
                (!IsInHost() && (!HaveEL(EL3) || SCR_EL3.FGTEn == '1')));

        elsif PSTATE.EL == EL1 then
            route_to_el2 = (EL2Enabled() && HFGITR_EL2.SVC_EL1 == '1' &&
                (!HaveEL(EL3) || SCR_EL3.FGTEn == '1'));

        if route_to_el2 then
            except = ExceptionSyndrome(Exception\_SupervisorCall);
            except.syndrome.iss<15:0> = immediate;
            except.trappedsyscallinst = TRUE;
            constant bits(64) preferred_exception_return = ThisInstrAddr(64);
            vect_offset = 0x0;

            AArch64.TakeException(EL2, except, preferred_exception_return, vect_offset);
```

Library pseudocode for aarch64/exceptions/traps/AArch64.CheckForWFXTrap

```
// AArch64.CheckForWFXTrap()
// =====
// Checks for a trap on a WFE, WFET, WFI or WFIT instruction.

(boolean, bits(2)) AArch64.CheckForWFXTrap(WFXType wfxtype)
    constant boolean is_wfe = wfxtype IN {WFXType\_WFE, WFXType\_WFET};
    bits(2) target_el;
    boolean trap = FALSE;

    if HaveEL(EL3) && EL3SDDUndefPriority() && PSTATE.EL != EL3 then
        // Check for traps described by the Secure Monitor.
        // If the trap is enabled, the instruction will be UNDEFINED because EDSCR.SDD is 1.
        trap = (if is_wfe then SCR_EL3.TWE else SCR_EL3.TWI) == '1';
        target_el = EL3;

    if !trap && PSTATE.EL == EL0 then
        // Check for traps described by the OS which may be EL1 or EL2.
        trap = (if is_wfe then SCTLR_ELx[].nTWE else SCTLR_ELx[].nTWI) == '0';
        target_el = EL1;

    if !trap && PSTATE.EL IN {EL0, EL1} && EL2Enabled() && !IsInHost() then
        // Check for traps described by the Hypervisor.
        trap = (if is_wfe then HCR_EL2.TWE else HCR_EL2.TWI) == '1';
        target_el = EL2;

    if !trap && HaveEL(EL3) && PSTATE.EL != EL3 then
        // Check for traps described by the Secure Monitor.
        trap = (if is_wfe then SCR_EL3.TWE else SCR_EL3.TWI) == '1';
        target_el = EL3;

    return (trap, target_el);
```

Library pseudocode for aarch64/exceptions/traps/AArch64.CheckIllegalState

```
// AArch64.CheckIllegalState()
// =====
// Check PSTATE.IL bit and generate Illegal Execution state exception if set.

AArch64.CheckIllegalState()
    if PSTATE.IL == '1' then
        route_to_el2 = PSTATE.EL == EL0 && EL2Enabled() && HCR_EL2.TGE == '1';

        constant bits(64) preferred_exception_return = ThisInstrAddr(64);
        vect_offset = 0x0;

        except = ExceptionSyndrome(Exception\_IllegalState);

        if UInt(PSTATE.EL) > UInt(EL1) then
            AArch64.TakeException(PSTATE.EL, except, preferred_exception_return, vect_offset);
        elsif route_to_el2 then
            AArch64.TakeException(EL2, except, preferred_exception_return, vect_offset);
        else
            AArch64.TakeException(EL1, except, preferred_exception_return, vect_offset);
```

Library pseudocode for aarch64/exceptions/traps/AArch64.MonitorModeTrap

```
// AArch64.MonitorModeTrap()
// =====
// Trapped use of Monitor mode features in a Secure EL1 AArch32 mode

AArch64.MonitorModeTrap()
    constant bits(64) preferred_exception_return = ThisInstrAddr(64);
    vect_offset = 0x0;

    except = ExceptionSyndrome(Exception\_Uncategorized);

    if IsSecureEL2Enabled() then
        AArch64.TakeException(EL2, except, preferred_exception_return, vect_offset);
        AArch64.TakeException(EL3, except, preferred_exception_return, vect_offset);
```

Library pseudocode for aarch64/exceptions/traps/AArch64.SystemAccessTrap

```
// AArch64.SystemAccessTrap()
// =====
// Trapped access to AArch64 System register or system instruction.

AArch64.SystemAccessTrap(bits(2) target_el, integer ec)
    assert HaveEL(target_el) && target_el != EL0 && UInt(target_el) >= UInt(PSTATE.EL);

    constant bits(64) preferred_exception_return = ThisInstrAddr(64);
    vect_offset = 0x0;

    except = AArch64.SystemAccessTrapSyndrome(ThisInstr(), ec);
    AArch64.TakeException(target_el, except, preferred_exception_return, vect_offset);
```

Library pseudocode for aarch64/exceptions/traps/AArch64.SystemAccessTrapSyndrome

```
// AArch64.SystemAccessTrapSyndrome()
// =====
// Returns the syndrome information for traps on AArch64 MSR/MRS instructions.

ExceptionRecord AArch64.SystemAccessTrapSyndrome(bits(32) instr_in, integer ec)
    ExceptionRecord except;
    bits(32) instr = instr_in;
    case ec of
        when 0x0 // Trapped access due to unknown reason.
            except = ExceptionSyndrome(ExceptionUncategorized);
        when 0x7 // Trapped access to SVE, Advance SIMD&FP System register.
            except = ExceptionSyndrome(ExceptionAdvSIMDFPAccessTrap);
            except.syndrome.iss<24:20> = ConditionSyndrome();
        when 0x14 // Trapped access to 128-bit System register or
            // 128-bit System instruction.
            except = ExceptionSyndrome(ExceptionSystemRegister128Trap);
            instr = ThisInstr();
            except.syndrome.iss<21:20> = instr<20:19>; // Op0
            except.syndrome.iss<19:17> = instr<7:5>; // Op2
            except.syndrome.iss<16:14> = instr<18:16>; // Op1
            except.syndrome.iss<13:10> = instr<15:12>; // CRn
            except.syndrome.iss<9:6> = instr<4:1>; // Rt
            except.syndrome.iss<4:1> = instr<11:8>; // CRm
            except.syndrome.iss<0> = instr<21>; // Direction
        when 0x18 // Trapped access to System register or system instruction.
            except = ExceptionSyndrome(ExceptionSystemRegisterTrap);
            instr = ThisInstr();
            except.syndrome.iss<21:20> = instr<20:19>; // Op0
            except.syndrome.iss<19:17> = instr<7:5>; // Op2
            except.syndrome.iss<16:14> = instr<18:16>; // Op1
            except.syndrome.iss<13:10> = instr<15:12>; // CRn
            except.syndrome.iss<9:5> = instr<4:0>; // Rt
            except.syndrome.iss<4:1> = instr<11:8>; // CRm
            except.syndrome.iss<0> = instr<21>; // Direction
        when 0x19 // Trapped access to SVE System register
            except = ExceptionSyndrome(ExceptionSVEAccessTrap);
        when 0x1D // Trapped access to SME System register
            except = ExceptionSyndrome(ExceptionSMEAccessTrap);
        otherwise
            Unreachable();

    return except;
```

Library pseudocode for aarch64/exceptions/traps/AArch64.Undefined

```
// AArch64.Undefined()
// =====

AArch64.Undefined()

    route_to_el2 = PSTATE.EL == EL0 && EL2Enabled() && HCR_EL2.TGE == '1';
    constant bits(64) preferred_exception_return = ThisInstrAddr(64);
    vect_offset = 0x0;

    except = ExceptionSyndrome(ExceptionUncategorized);

    if UInt(PSTATE.EL) > UInt(EL1) then
        AArch64.TakeException(PSTATE.EL, except, preferred_exception_return, vect_offset);
    elseif route_to_el2 then
        AArch64.TakeException(EL2, except, preferred_exception_return, vect_offset);
    else
        AArch64.TakeException(EL1, except, preferred_exception_return, vect_offset);
```

Library pseudocode for aarch64/exceptions/traps/AArch64.WFxTrap

```
// AArch64.WFxTrap()
// =====
// Generate an exception for a trapped WFE, WFI, WFET or WFIT instruction.

AArch64.WFxTrap(WFxType wfxtype, bits(2) target_el)
    assert UInt(target_el) > UInt(PSTATE.EL);
    constant bits(64) preferred_exception_return = ThisInstrAddr(64);
    constant integer vect_offset = 0x0;
    ExceptionRecord except = ExceptionSyndrome(Exception_WFxTrap);
    except.syndrome.iss<24:20> = ConditionSyndrome();
    case wfxtype of
        when WFxType_WFI
            except.syndrome.iss<1:0> = '00';
        when WFxType_WFE
            except.syndrome.iss<1:0> = '01';
        when WFxType_WFIT
            except.syndrome.iss<1:0> = '10';
            except.syndrome.iss<2> = '1'; // Register field is valid
            except.syndrome.iss<9:5> = ThisInstr()<4:0>;
        when WFxType_WFET
            except.syndrome.iss<1:0> = '11';
            except.syndrome.iss<2> = '1'; // Register field is valid
            except.syndrome.iss<9:5> = ThisInstr()<4:0>;

    if target_el == EL1 && EL2Enabled() && HCR_EL2.TGE == '1' then
        AArch64.TakeException(EL2, except, preferred_exception_return, vect_offset);
    else
        AArch64.TakeException(target_el, except, preferred_exception_return, vect_offset);
```

Library pseudocode for aarch64/exceptions/traps/CheckFPAdvSIMDEnabled64

```
// CheckFPAdvSIMDEnabled64()
// =====
// AArch64 instruction wrapper

CheckFPAdvSIMDEnabled64()
    AArch64.CheckFPAdvSIMDEnabled();
```

Library pseudocode for aarch64/exceptions/traps/CheckFPEnabled64

```
// CheckFPEnabled64()
// =====
// AArch64 instruction wrapper

CheckFPEnabled64()
    AArch64.CheckFPEnabled();
```

Library pseudocode for aarch64/exceptions/traps/CheckLDST64BEnabled

```
// CheckLDST64BEnabled()
// =====
// Checks for trap on ST64B and LD64B instructions

CheckLDST64BEnabled()
    boolean trap = FALSE;
    constant bits(25) iss = ZeroExtend('10', 25); // 0x2
    bits(2) target_el;

    if PSTATE.EL == EL0 then
        if !IsInHost() then
            trap = SCTLR_EL1.EnALS == '0';
            target_el = if EL2Enabled() && HCR_EL2.TGE == '1' then EL2 else EL1;
        else
            trap = SCTLR_EL2.EnALS == '0';
            target_el = EL2;
    else
        target_el = EL1;

    if (!trap && EL2Enabled() &&
        ((PSTATE.EL == EL0 && !IsInHost()) || PSTATE.EL == EL1)) then
        trap = !IsHCRXEL2Enabled() || HCRX_EL2.EnALS == '0';
        target_el = EL2;

    if trap then LDST64BTrap(target_el, iss);
```

Library pseudocode for aarch64/exceptions/traps/CheckST64BV0Enabled

```
// CheckST64BV0Enabled()
// =====
// Checks for trap on ST64BV0 instruction

CheckST64BV0Enabled()
    boolean trap = FALSE;
    constant bits(25) iss = ZeroExtend('1', 25); // 0x1
    bits(2) target_el;

    if (PSTATE.EL != EL3 && HaveEL(EL3) &&
        SCR_EL3.EnAS0 == '0' && EL3SDDUndefPriority()) then
        UNDEFINED;

    if PSTATE.EL == EL0 then
        if !IsInHost() then
            trap = SCTLR_EL1.EnAS0 == '0';
            target_el = if EL2Enabled() && HCR_EL2.TGE == '1' then EL2 else EL1;
        else
            trap = SCTLR_EL2.EnAS0 == '0';
            target_el = EL2;

    if (!trap && EL2Enabled() &&
        ((PSTATE.EL == EL0 && !IsInHost()) || PSTATE.EL == EL1)) then
        trap = !IsHCRXEL2Enabled() || HCRX_EL2.EnAS0 == '0';
        target_el = EL2;

    if !trap && PSTATE.EL != EL3 then
        trap = HaveEL(EL3) && SCR_EL3.EnAS0 == '0';
        target_el = EL3;

    if trap then
        if target_el == EL3 && EL3SDDUndef() then
            UNDEFINED;
        else
            LDST64BTrap(target_el, iss);
```

Library pseudocode for aarch64/exceptions/traps/CheckST64BVEnabled

```
// CheckST64BVEnabled()
// =====
// Checks for trap on ST64BV instruction

CheckST64BVEnabled()
    boolean trap = FALSE;
    constant bits(25) iss = Zeros(25);
    bits(2) target_el;

    if PSTATE.EL == EL0 then
        if !IsInHost() then
            trap = SCTLR_EL1.EnASR == '0';
            target_el = if EL2Enabled() && HCR_EL2.TGE == '1' then EL2 else EL1;
        else
            trap = SCTLR_EL2.EnASR == '0';
            target_el = EL2;

    if (!trap && EL2Enabled() &&
        ((PSTATE.EL == EL0 && !IsInHost()) || PSTATE.EL == EL1)) then
        trap = !IsHCRXEL2Enabled() || HCRX_EL2.EnASR == '0';
        target_el = EL2;

    if trap then LDST64BTrap(target_el, iss);
```

Library pseudocode for aarch64/exceptions/traps/LDST64BTrap

```
// LDST64BTrap()
// =====
// Trapped access to LD64B, ST64B, ST64BV and ST64BV0 instructions

LDST64BTrap(bits(2) target_el, bits(25) iss)
    constant bits(64) preferred_exception_return = ThisInstrAddr(64);
    vect_offset = 0x0;

    except = ExceptionSyndrome(Exception\_LDST64BTrap);
    except.syndrome.iss = iss;
    AArch64.TakeException(target_el, except, preferred_exception_return, vect_offset);

    return;
```

Library pseudocode for aarch64/exceptions/traps/WFETrapDelay

```
// WFETrapDelay()
// =====
// Returns TRUE when delay in trap to WFE is enabled with value to amount of delay,
// FALSE otherwise.

(boolean, integer) WFETrapDelay(bits(2) target_el)
    boolean delay_enabled;
    integer delay;
    case target_el of
        when EL1
            if !IsInHost() then
                delay_enabled = SCTLR_EL1.TWEDEn == '1';
                delay = 1 << (UInt(SCTLR_EL1.TWEDEL) + 8);
            else
                delay_enabled = SCTLR_EL2.TWEDEn == '1';
                delay = 1 << (UInt(SCTLR_EL2.TWEDEL) + 8);
        when EL2
            assert EL2Enabled();
            delay_enabled = HCR_EL2.TWEDEn == '1';
            delay = 1 << (UInt(HCR_EL2.TWEDEL) + 8);
        when EL3
            delay_enabled = SCR_EL3.TWEDEn == '1';
            delay = 1 << (UInt(SCR_EL3.TWEDEL) + 8);
    return (delay_enabled, delay);
```

Library pseudocode for aarch64/exceptions/traps/WaitForEventUntilDelay

```
// WaitForEventUntilDelay()  
// =====  
// Returns TRUE if WaitForEvent() returns before WFE trap delay expires,  
// FALSE otherwise.  
  
boolean WaitForEventUntilDelay(boolean delay_enabled, integer delay);
```



```

// AArch64.FaultSyndrome()
// =====
// Creates an exception syndrome value and updates the virtual address for Abort and Watchpoint
// exceptions taken to an Exception level using AArch64.

IssType AArch64.FaultSyndrome(Exception exceptype, FaultRecord fault, boolean pavalid)
    assert fault.statuscode != Fault_None;

    IssType isstype;
    isstype.iss = Zeros(25);
    isstype.iss2 = Zeros(24);

    constant boolean d_side = exceptype IN {Exception_DataAbort, Exception_NV2DataAbort,
                                             Exception_Watchpoint, Exception_NV2Watchpoint};

    if IsFeatureImplemented(FEAT_RAS) && fault.statuscode == Fault_SyncExternal then
        constant ErrorState errstate = PEErrState(fault);
        isstype.iss<12:11> = AArch64.EncodeSyncErrorSyndrome(errstate); // SET

    if d_side then
        if fault.accessdesc.acctype == AccessType_GCS then
            isstype.iss2<8> = '1';
        if exceptype IN {Exception_Watchpoint, Exception_NV2Watchpoint} then
            isstype.iss<23:0> = WatchpointRelatedSyndrome(fault);
        if IsFeatureImplemented(FEAT_LS64) && fault.accessdesc.ls64 then
            if (fault.statuscode IN {Fault_AccessFlag, Fault_Translation, Fault_Permission}) then
                (isstype.iss2, isstype.iss<24:14>) = LS64InstructionSyndrome();
            elsif (IsSecondStage(fault) && !fault.s2fslwalk &&
                    (!IsExternalSyncAbort(fault) ||
                     (!IsFeatureImplemented(FEAT_RAS) && fault.accessdesc.acctype == AccessType_TTW &&
                      boolean IMPLEMENTATION_DEFINED "ISV on second stage translation table walk")))) then
                isstype.iss<24:14> = LSInstructionSyndrome();

        if IsFeatureImplemented(FEAT_NV2) && fault.accessdesc.acctype == AccessType_NV2 then
            isstype.iss<13> = '1'; // Fault is generated by use of VNCR_EL2

        if (IsFeatureImplemented(FEAT_LS64) &&
            fault.statuscode IN {Fault_AccessFlag, Fault_Translation, Fault_Permission}) then
            isstype.iss<12:11> = GetLoadStoreType();

        if fault.accessdesc.acctype IN {AccessType_DC, AccessType_IC, AccessType_AT} then
            isstype.iss<8> = '1';

        if fault.accessdesc.acctype IN {AccessType_DC, AccessType_IC, AccessType_AT} then
            isstype.iss<6> = '1';
        elsif fault.statuscode IN {Fault_HWUpdateAccessFlag, Fault_Exclusive} then
            isstype.iss<6> = bit UNKNOWN;
        elsif fault.accessdesc.atomicop && IsExternalAbort(fault) then
            isstype.iss<6> = bit UNKNOWN;
        else
            isstype.iss<6> = if fault.write then '1' else '0';
        if fault.statuscode == Fault_Permission then
            isstype.iss2<5> = if fault.dirtybit then '1' else '0';
            isstype.iss2<6> = if fault.overlay then '1' else '0';
            if isstype.iss<24> == '0' then
                isstype.iss<21> = if fault.toplevel then '1' else '0';
                isstype.iss2<7> = if fault.assuredonly then '1' else '0';
                isstype.iss2<9> = if fault.tagaccess then '1' else '0';
                isstype.iss2<10> = if fault.sltagnotdata then '1' else '0';

    else
        if (fault.accessdesc.acctype == AccessType_IFETCH &&
            fault.statuscode == Fault_Permission) then
            isstype.iss2<5> = if fault.dirtybit then '1' else '0';
            isstype.iss<21> = if fault.toplevel then '1' else '0';
            isstype.iss2<7> = if fault.assuredonly then '1' else '0';
            isstype.iss2<6> = if fault.overlay then '1' else '0';
        isstype.iss2<11> = if fault.hdbssf then '1' else '0';

    if IsExternalAbort(fault) then isstype.iss<9> = fault.extflag;
    isstype.iss<7> = if fault.s2fslwalk then '1' else '0';

```

```

issstype.iss<5:0> = EncodeLDFSC(fault.statuscode, fault.level);

return issstype;

```

Library pseudocode for aarch64/functions/aborts/EncodeGPCSC

```

// EncodeGPCSC()
// =====
// Function that gives the GPCSC code for types of GPT Fault

bits(6) EncodeGPCSC(GPCFRecord gpcf)
    assert gpcf.level IN {0,1};

    case gpcf.gpf of
        when GPCF AddressSize return '00000':gpcf.level<0>;
        when GPCF Walk         return '00010':gpcf.level<0>;
        when GPCF Fail         return '00110':gpcf.level<0>;
        when GPCF EABT         return '01010':gpcf.level<0>;

```

Library pseudocode for aarch64/functions/aborts/LS64InstructionSyndrome

```

// LS64InstructionSyndrome()
// =====
// Returns the syndrome information and LST for a Data Abort by a
// ST64B, ST64BV, ST64BV0, or LD64B instruction. The syndrome information
// includes the ISS2, extended syndrome field.

(bits(24), bits(11)) LS64InstructionSyndrome();

```

Library pseudocode for aarch64/functions/aborts/WatchpointFARNotPrecise

```

// WatchpointFARNotPrecise()
// =====
// Returns TRUE If the lowest watchpointed address that is higher than or equal to the address
// recorded in EDWAR might not have been accessed by the instruction, other than the CONSTRAINED
// UNPREDICTABLE condition of watchpoint matching a range of addresses with lowest address 16 bytes
// rounded down and upper address rounded up to nearest 16 byte multiple,
// FALSE otherwise.

boolean WatchpointFARNotPrecise(FaultRecord fault);

```

Library pseudocode for aarch64/functions/apas/AArch64.APAS

```

// AArch64.APAS()
// =====
// Decode Xt and perform an APAS operation for the decoded record.

AArch64.APAS(bits(64) Xt)
    APASRecord apas;
    constant bit nse2 = '0';
    apas.paspace = DecodePASpace(nse2, Xt<62>, Xt<63>);

    apas.pa = Xt<55:6> : '000000';
    apas.target_attributes = Xt<2:0>;

    if AArch64.LocationSupportsAPAS(apas) then
        APAS\_OP(apas);

```

Library pseudocode for aarch64/functions/apas/AArch64.LocationSupportsAPAS

```

// AArch64.LocationSupportsAPAS()
// =====
// Returns TRUE if the given memory location supports the APAS instruction.

boolean AArch64.LocationSupportsAPAS(APASRecord apas);

```

Library pseudocode for aarch64/functions/apas/APASRecord

```
// APASRecord
// =====
// Details related to an APAS operation.

type APASRecord is (
    bits(56) pa,
    PASpace paspace,
    bits(3) target_attributes
)
```

Library pseudocode for aarch64/functions/apas/APAS_OP

```
// APAS_OP()
// =====
// Sets the PA Space of the address in the APASRecord to the target PA space. If the location
// does not support the APAS instruction or cannot be associated with the indicated PASpace,
// then the instruction has no effect on the location and does not generate an External abort.

APAS_OP(APASRecord apas)
    IMPLEMENTATION_DEFINED;
```



```

// AArch64.AT()
// =====
// Perform address translation as per AT instructions.

AArch64.AT(bits(64) address, TranslationStage stage, bits(2) el_in, ATAccess ataccess)
    bits(2) el = el_in;
    constant bits(2) effective_nse_ns = EffectiveSCR\_EL3\_NSE() : EffectiveSCR\_EL3\_NS();
    if (IsFeatureImplemented(FEAT_RME) && PSTATE.EL == EL3 &&
        effective_nse_ns == '10' && el != EL3) then
        UNDEFINED;
    // For stage 1 translation, when HCR_EL2.{E2H, TGE} is {1,1} and requested EL is EL1,
    // the EL2&0 translation regime is used.
    if ELIsInHost(EL0) && el == EL1 && stage == TranslationStage\_1 then
        el = EL2;

    constant SecurityState ss = SecurityStateAtEL(el);

    accdesc = CreateAccDescAT(ss, el, ataccess);
    aligned = TRUE;

    FaultRecord fault = NoFault(accdesc, address);
    Regime regime;
    if stage == TranslationStage\_12 then
        regime = Regime\_EL10;
    else
        regime = TranslationRegime(el);

    AddressDescriptor addrdesc;
    if (el == EL0 && ELUsingAArch32(EL1)) || (el != EL0 && ELUsingAArch32(el)) then
        if regime == Regime\_EL2 || TBCR.EAE == '1' then
            (fault, addrdesc) = AArch32.S1TranslateLD(fault, regime, address<31:0>, aligned,
                accdesc);
        else
            (fault, addrdesc, -) = AArch32.S1TranslateSD(fault, regime, address<31:0>, aligned,
                accdesc);
    else
        constant integer size = 1;
        (fault, addrdesc) = AArch64.S1Translate(fault, regime, address, size, aligned, accdesc);

    if stage == TranslationStage\_12 && fault.statuscode == Fault\_None then
        constant boolean slaarch64 = TRUE;
        if ELUsingAArch32(EL1) && regime == Regime\_EL10 && EL2Enabled() then
            addrdesc.vaddress = ZeroExtend(address, 64);
            (fault, addrdesc) = AArch32.S2Translate(fault, addrdesc, aligned, accdesc);
        elsif regime == Regime\_EL10 && EL2Enabled() then
            (fault, addrdesc) = AArch64.S2Translate(fault, addrdesc, slaarch64, aligned, accdesc);

    is_ATS1Ex = stage != TranslationStage\_12;
    if fault.statuscode != Fault\_None then
        addrdesc = CreateFaultyAddressDescriptor(address, fault);
        // Take an exception on:
        // * A Synchronous External abort occurs on translation table walk
        // * A stage 2 fault occurs on a stage 1 walk
        // * A GPC Exception (FEAT_RME)
        // * A GPF from ATS1E{1,0}* when executed from EL1 and HCR_EL2.GPF == '1' (FEAT_RME)
        if (IsExternalAbort(fault) ||
            (PSTATE.EL == EL1 && fault.s2fslwalk) ||
            (IsFeatureImplemented(FEAT_RME) && fault.gpcf.gpf != GPCF\_None && (
                ReportAsGPCEXception(fault) ||
                (EL2Enabled() && HCR_EL2.GPF == '1' && PSTATE.EL == EL1 && el IN {EL1, EL0} &&
                    is_ATS1Ex)
            ))) then
            if IsFeatureImplemented(FEAT_D128) then
                PAR_EL1 = bits(128) UNKNOWN;
            else
                PAR_EL1<63:0> = bits(64) UNKNOWN;
            AArch64.Abort(addrdesc.fault);

    AArch64.EncodePAR(regime, el, is_ATS1Ex, addrdesc);
    return;

```

Library pseudocode for aarch64/functions/at/AArch64.EncodePAR

```
// AArch64.EncodePAR()
// =====
// Encode PAR register with result of translation.

AArch64.EncodePAR(Regime regime, bits(2) el, boolean is_ATS1Ex, AddressDescriptor addrdesc)
    paspace = addrdesc.paddress.paspace;
    if IsFeatureImplemented(FEAT_D128) then
        PAR_EL1 = Zeros(128);
        if AArch64.isPARFormatD128(regime, is_ATS1Ex) then
            PAR_EL1.D128 = '1';
        else
            PAR_EL1.D128 = '0';
    else
        PAR_EL1<63:0> = Zeros(64);

    if !IsFault(addrdesc) then
        PAR_EL1.F = '0';
        if IsFeatureImplemented(FEAT_RME) then
            if regime == Regime\_EL3 then
                case paspace of
                    when PAS\_Secure      PAR_EL1.<NSE,NS> = '00';
                    when PAS\_NonSecure PAR_EL1.<NSE,NS> = '01';
                    when PAS\_Root      PAR_EL1.<NSE,NS> = '10';
                    when PAS\_Realm     PAR_EL1.<NSE,NS> = '11';

                elseif SecurityStateForRegime(regime) == SS\_Secure then
                    PAR_EL1.NSE = bit UNKNOWN;
                    PAR_EL1.NS = if paspace == PAS\_Secure then '0' else '1';

                elseif SecurityStateForRegime(regime) == SS\_Realm then
                    if regime == Regime\_EL10 && is_ATS1Ex then
                        PAR_EL1.NSE = bit UNKNOWN;
                        PAR_EL1.NS = bit UNKNOWN;
                    else
                        PAR_EL1.NSE = bit UNKNOWN;
                        PAR_EL1.NS = if paspace == PAS\_Realm then '0' else '1';

                else
                    PAR_EL1.NSE = bit UNKNOWN;
                    PAR_EL1.NS = bit UNKNOWN;
            else
                PAR_EL1<11> = '1'; // RES1
                if SecurityStateForRegime(regime) == SS\_Secure then
                    PAR_EL1.NS = if paspace == PAS\_Secure then '0' else '1';
                else
                    PAR_EL1.NS = bit UNKNOWN;
        PAR_EL1.SH = ReportedPARShareability(PAREncodeShareability(addrdesc.memattrs));
        if IsFeatureImplemented(FEAT_D128) && PAR_EL1.D128 == '1' then
            PAR_EL1<119:76> = addrdesc.paddress.address<55:12>;
        else
            PAR_EL1<55:12> = addrdesc.paddress.address<55:12>;
        PAR_EL1.ATTR = ReportedPARAttrs(EncodePARAttrs(addrdesc.memattrs));
        PAR_EL1<10> = bit IMPLEMENTATION_DEFINED "Non-Faulting PAR";
    else
        PAR_EL1.F = '1';
        PAR_EL1.DirtyBit = if addrdesc.fault.dirtybit then '1' else '0';
        PAR_EL1.Overlay = if addrdesc.fault.overlay then '1' else '0';
        PAR_EL1.TopLevel = if addrdesc.fault.toplevel then '1' else '0';
        PAR_EL1.AssuredOnly = if addrdesc.fault.assuredonly then '1' else '0';
        PAR_EL1.FST = AArch64.PARFaultStatus(addrdesc.fault);
        PAR_EL1.PTW = if addrdesc.fault.s2fslwalk then '1' else '0';
        PAR_EL1.S = if addrdesc.fault.secondstage then '1' else '0';
        PAR_EL1<11> = '1'; // RES1
        PAR_EL1<63:48> = bits(16) IMPLEMENTATION_DEFINED "Faulting PAR";
    return;
```

Library pseudocode for aarch64/functions/at/AArch64.PARFaultStatus

```
// AArch64.PARFaultStatus()
// =====
// Fault status field decoding of 64-bit PAR.

bits(6) AArch64.PARFaultStatus(FaultRecord fault)
    bits(6) fst;

    if fault.statuscode == Fault\_Domain then
        // Report Domain fault
        assert fault.level IN {1,2};
        fst<1:0> = if fault.level == 1 then '01' else '10';
        fst<5:2> = '1111';
    else
        fst = EncodeLDFSC(fault.statuscode, fault.level);
    return fst;
```

Library pseudocode for aarch64/functions/at/AArch64.isPARFormatD128

```
// AArch64.isPARFormatD128()
// =====
// Check if last stage of translation uses VMSAv9-128.
// Last stage of translation is stage 2 if enabled, else it is stage 1.

boolean AArch64.isPARFormatD128(Regime regime, boolean is_ATS1Ex)
    boolean isPARFormatD128;
    // Regime_EL2 does not support VMSAv9-128
    if regime == Regime\_EL2 || !IsFeatureImplemented(FEAT_D128) then
        isPARFormatD128 = FALSE;
    else
        isPARFormatD128 = FALSE;
        case regime of
            when Regime\_EL3
                isPARFormatD128 = TCR_EL3.D128 == '1';
            when Regime\_EL20
                isPARFormatD128 = IsTCR2EL2Enabled() && TCR2_EL2.D128 == '1';
            when Regime\_EL10
                if is_ATS1Ex || !EL2Enabled() || HCR_EL2.<VM,DC> == '00' then
                    isPARFormatD128 = IsTCR2EL1Enabled() && TCR2_EL1.D128 == '1';
                else
                    isPARFormatD128 = VTCR_EL2.D128 == '1';

    return isPARFormatD128;
```

Library pseudocode for aarch64/functions/at/GetPAR_EL1_D128

```
// GetPAR_EL1_D128()
// =====
// Query the PAR_EL1.D128 field

bit GetPAR_EL1_D128()
    return if IsFeatureImplemented(FEAT_D128) then PAR_EL1.D128 else '0';
```

Library pseudocode for aarch64/functions/at/GetPAR_EL1_F

```
// GetPAR_EL1_F()
// =====
// Query the PAR_EL1.F field.

bit GetPAR_EL1_F()
    bit F;

    F = PAR_EL1.F;
    return F;
```

Library pseudocode for aarch64/functions/barrierop/MemBarrierOp

```
// MemBarrierOp
// =====
// Memory barrier instruction types.

enumeration MemBarrierOp    {MemBarrierOp_DSB,           // Data Synchronization Barrier
                             MemBarrierOp_DMB,           // Data Memory Barrier
                             MemBarrierOp_ISB,           // Instruction Synchronization Barrier
                             MemBarrierOp_SSBB,          // Speculative Synchronization Barrier to VA
                             MemBarrierOp_PSSBB,          // Speculative Synchronization Barrier to PA
                             MemBarrierOp_SB             // Speculation Barrier
                             };
```

Library pseudocode for aarch64/functions/bfxpreferred/BFXPreferred

```
// BFXPreferred()
// =====
//
// Return TRUE if UBFX or SBFX is the preferred disassembly of a
// UBFM or SBFM bitfield instruction. Must exclude more specific
// aliases UBFIZ, SBFIZ, UXT[BH], SXT[BHW], LSL, LSR and ASR.

boolean BFXPreferred(bit sf, bit uns, bits(6) imms, bits(6) immr)

    // must not match UBFIZ/SBFIX alias
    if UInt(imms) < UInt(immr) then
        return FALSE;

    // must not match LSR/ASR/LSL alias (imms == 31 or 63)
    if imms == sf:'11111' then
        return FALSE;

    // must not match UXTx/SXTx alias
    if immr == '000000' then
        // must not match 32-bit UXT[BH] or SXT[BH]
        if sf == '0' && imms IN {'000111', '001111'} then
            return FALSE;
        // must not match 64-bit SXT[BHW]
        if sf:uns == '10' && imms IN {'000111', '001111', '011111'} then
            return FALSE;

    // must be UBFX/SBFX alias
    return TRUE;
```



```

// AltDecodeBitMasks()
// =====
// Alternative but logically equivalent implementation of DecodeBitMasks() that
// uses simpler primitives to compute tmask and wmask.

(bits(M), bits(M)) AltDecodeBitMasks(bit immN, bits(6) imms, bits(6) immr,
                                     boolean immediate, integer M)

    bits(64) tmask, wmask;
    bits(6) tmask_and, wmask_and;
    bits(6) tmask_or, wmask_or;
    bits(6) levels;

    // Compute log2 of element size
    // 2^len must be in range [2, M]
    constant integer len = HighestSetBit(immN:NOT(imms));
    if len < 1 then UNDEFINED;
    assert M >= (1 << len);

    // Determine s, r and s - r parameters
    levels = ZeroExtend(Ones(len), 6);

    // For logical immediates an all-ones value of s is reserved
    // since it would generate a useless all-ones result (many times)
    if immediate && (imms AND levels) == levels then
        UNDEFINED;

    s = UInt(imms AND levels);
    r = UInt(immr AND levels);
    diff = s - r;    // 6-bit subtract with borrow

    // Compute "top mask"
    tmask_and = diff<5:0> OR NOT(levels);
    tmask_or  = diff<5:0> AND levels;

    tmask = Ones(64);
    tmask = ((tmask
        AND Replicate(Replicate(tmask_and<0>, 1) : Ones(1), 32))
        OR Replicate(Zeros(1) : Replicate(tmask_or<0>, 1), 32));
    // optimization of first step:
    // tmask = Replicate(tmask_and<0> : '1', 32);
    tmask = ((tmask
        AND Replicate(Replicate(tmask_and<1>, 2) : Ones(2), 16))
        OR Replicate(Zeros(2) : Replicate(tmask_or<1>, 2), 16));
    tmask = ((tmask
        AND Replicate(Replicate(tmask_and<2>, 4) : Ones(4), 8))
        OR Replicate(Zeros(4) : Replicate(tmask_or<2>, 4), 8));
    tmask = ((tmask
        AND Replicate(Replicate(tmask_and<3>, 8) : Ones(8), 4))
        OR Replicate(Zeros(8) : Replicate(tmask_or<3>, 8), 4));
    tmask = ((tmask
        AND Replicate(Replicate(tmask_and<4>, 16) : Ones(16), 2))
        OR Replicate(Zeros(16) : Replicate(tmask_or<4>, 16), 2));
    tmask = ((tmask
        AND Replicate(Replicate(tmask_and<5>, 32) : Ones(32), 1))
        OR Replicate(Zeros(32) : Replicate(tmask_or<5>, 32), 1));

    // Compute "wraparound mask"
    wmask_and = immr OR NOT(levels);
    wmask_or  = immr AND levels;

    wmask = Zeros(64);
    wmask = ((wmask
        AND Replicate(Ones(1) : Replicate(wmask_and<0>, 1), 32))
        OR Replicate(Replicate(wmask_or<0>, 1) : Zeros(1), 32));
    // optimization of first step:
    // wmask = Replicate(wmask_or<0> : '0', 32);
    wmask = ((wmask
        AND Replicate(Ones(2) : Replicate(wmask_and<1>, 2), 16))
        OR Replicate(Replicate(wmask_or<1>, 2) : Zeros(2), 16));
    wmask = ((wmask

```

```

        AND Replicate(Ones(4) : Replicate(wmask_and<2>, 4), 8))
        OR Replicate(Replicate(wmask_or<2>, 4) : Zeros(4), 8));
wmask = ((wmask
        AND Replicate(Ones(8) : Replicate(wmask_and<3>, 8), 4))
        OR Replicate(Replicate(wmask_or<3>, 8) : Zeros(8), 4));
wmask = ((wmask
        AND Replicate(Ones(16) : Replicate(wmask_and<4>, 16), 2))
        OR Replicate(Replicate(wmask_or<4>, 16) : Zeros(16), 2));
wmask = ((wmask
        AND Replicate(Ones(32) : Replicate(wmask_and<5>, 32), 1))
        OR Replicate(Replicate(wmask_or<5>, 32) : Zeros(32), 1));

if diff<6> != '0' then // borrow from s - r
    wmask = wmask AND tmask;
else
    wmask = wmask OR tmask;

return (wmask<M-1:0>, tmask<M-1:0>);

```

Library pseudocode for aarch64/functions/bitmasks/DecodeBitMasks

```

// DecodeBitMasks()
// =====
// Decode AArch64 bitfield and logical immediate masks which use a similar encoding structure

(bits(M), bits(M)) DecodeBitMasks(bit immN, bits(6) imms, bits(6) immr,
                                   boolean immediate, integer M)

    bits(M) tmask, wmask;
    bits(6) levels;

    // Compute log2 of element size
    // 2^len must be in range [2, M]
    constant integer len = HighestSetBit(immN:NOT(imms));
    if len < 1 then UNDEFINED;
    assert M >= (1 << len);

    // Determine s, r and s - r parameters
    levels = ZeroExtend(Ones(len), 6);

    // For logical immediates an all-ones value of s is reserved
    // since it would generate a useless all-ones result (many times)
    if immediate && (imms AND levels) == levels then
        UNDEFINED;

    constant integer s = UInt(imms AND levels);
    constant integer r = UInt(immr AND levels);
    constant integer diff = s - r;    // 6-bit subtract with borrow

    constant integer esize = 1 << len;
    constant integer d = UInt(diff<len-1:0>);
    welem = ZeroExtend(Ones(s + 1), esize);
    telem = ZeroExtend(Ones(d + 1), esize);
    wmask = Replicate(ROR(welem, r), M DIV esize);
    tmask = Replicate(telem, M DIV esize);
    return (wmask, tmask);

```

Library pseudocode for aarch64/functions/cache/AArch64.DataMemZero

```
// AArch64.DataMemZero()
// =====
// Write Zero to data memory.

AArch64.DataMemZero(bits(64) regval, bits(64) vaddress, AccessDescriptor accdesc_in, integer size)
AccessDescriptor accdesc = accdesc_in;

// If the instruction targets tags as a payload, confer with system register configuration
// which may override this.
if accdesc.tagaccess then
    accdesc.tagaccess = AArch64.AllocationTagAccessIsEnabled(accdesc.el);

// If the instruction encoding permits tag checking, confer with system register configuration
// which may override this.
if accdesc.tagchecked then
    accdesc.tagchecked = AArch64.AccessIsTagChecked(vaddress, accdesc);

constant boolean aligned = TRUE;
AddressDescriptor memaddrdesc = AArch64.TranslateAddress(vaddress, accdesc, aligned, size);

if IsFault(memaddrdesc) then
    if !IsDebugException(memaddrdesc.fault) then
        memaddrdesc.fault.vaddress = regval;
        AArch64.Abort(memaddrdesc.fault);

if IsFeatureImplemented(FEAT_TME) then
    if accdesc.transactional && !MemHasTransactionalAccess(memaddrdesc.memattr) then
        FailTransaction(TMFailure\_IMP, FALSE);

for i = 0 to size-1
    if IsFeatureImplemented(FEAT_MTE2) && accdesc.tagchecked then
        constant bits(4) ltag = AArch64.LogicalAddressTag(vaddress);
        if !AArch64.CheckTag(memaddrdesc, accdesc, ltag) then
            if (boolean IMPLEMENTATION_DEFINED
                "DC_ZVA tag fault reported with lowest faulting address") then
                AArch64.TagCheckFault(vaddress, accdesc);
            else
                AArch64.TagCheckFault(regval, accdesc);
        memstatus = PhysMemWrite(memaddrdesc, 1, accdesc, Zeros(8));
        if IsFault(memstatus) then
            HandleExternalWriteAbort(memstatus, memaddrdesc, 1, accdesc);

        memaddrdesc.paddress.address = memaddrdesc.paddress.address + 1;
return;
```

Library pseudocode for aarch64/functions/cache/AArch64.WriteTagMem

```
// AArch64.WriteTagMem()
// =====
// Write to tag memory.

AArch64.WriteTagMem(bits(64) regval, bits(64) vaddress, AccessDescriptor accdesc_in, integer size)
    assert accdesc_in.tagaccess && !accdesc_in.tagchecked;

    AccessDescriptor accdesc = accdesc_in;

    constant integer count = size >> LOG2\_TAG\_GRANULE;
    constant bits(4) tag = AArch64.AllocationTagFromAddress(vaddress);
    constant boolean aligned = IsAligned(vaddress, TAG\_GRANULE);
    assert aligned;

    accdesc.tagaccess = AArch64.AllocationTagAccessIsEnabled(accdesc.el);

    memaddrdesc = AArch64.TranslateAddress(vaddress, accdesc, aligned, size);

    // Check for aborts or debug exceptions
    if IsFault(memaddrdesc) then
        if !IsDebugException(memaddrdesc.fault) then
            memaddrdesc.fault.vaddress = regval;
            AArch64.Abort(memaddrdesc.fault);

    if !accdesc.tagaccess || memaddrdesc.memattrs.tags != MemTag\_AllocationTagged then
        return;

    for i = 0 to count-1
        memstatus = PhysMemTagWrite(memaddrdesc, accdesc, tag);
        if IsFault(memstatus) then
            HandleExternalWriteAbort(memstatus, memaddrdesc, 1, accdesc);

        memaddrdesc.paddress.address = memaddrdesc.paddress.address + TAG\_GRANULE;

    return;
```

Library pseudocode for aarch64/functions/compareop/CompareOp

```
// CompareOp
// =====
// Vector compare instruction types.

enumeration CompareOp    {CompareOp_GT, CompareOp_GE, CompareOp_EQ,
                          CompareOp_LE, CompareOp_LT};
```

Library pseudocode for aarch64/functions/countop/CountOp

```
// CountOp
// =====
// Bit counting instruction types.

enumeration CountOp      {CountOp_CLZ, CountOp_CLS, CountOp_CNT};
```

Library pseudocode for aarch64/functions/cpa/EffectiveCPTA

```
// EffectiveCPTA()
// =====
// Returns the CPTA bit applied to Checked Pointer Arithmetic for Addition in the given EL.

bit EffectiveCPTA(bits(2) el)
    if !IsFeatureImplemented(FEAT_CPA2) then
        return '0';

    if Halted\(\) then
        return '0';

    bits(1) cpta;
    constant Regime regime = TranslationRegime(el);

    case regime of
        when Regime\_EL3
            cpta = SCTLR2_EL3.CPTA;
        when Regime\_EL2
            if IsSCTLR2EL2Enabled\(\) then
                cpta = SCTLR2_EL2.CPTA;
            else
                cpta = '0';
        when Regime\_EL20
            if IsSCTLR2EL2Enabled\(\) then
                cpta = if el == ELO then SCTLR2_EL2.CPTA0 else SCTLR2_EL2.CPTA;
            else
                cpta = '0';
        when Regime\_EL10
            if IsSCTLR2EL1Enabled\(\) then
                cpta = if el == ELO then SCTLR2_EL1.CPTA0 else SCTLR2_EL1.CPTA;
            else
                cpta = '0';
        otherwise
            Unreachable();

    return cpta;
```

Library pseudocode for aarch64/functions/cpa/EffectiveCPTM

```
// EffectiveCPTM()
// =====
// Returns the CPTM bit applied to Checked Pointer Arithmetic for Multiplication in the given EL.

bit EffectiveCPTM(bits(2) el)
    if !IsFeatureImplemented(FEAT_CPA2) then
        return '0';

    if EffectiveCPTA(el) == '0' then
        return '0';

    if Halted() then
        return '0';

    bits(1) cptm;
    constant Regime regime = TranslationRegime(el);

    case regime of
        when Regime\_EL3
            cptm = SCTLR2_EL3.CPTM;
        when Regime\_EL2
            if IsSCTLR2EL2Enabled() then
                cptm = SCTLR2_EL2.CPTM;
            else
                cptm = '0';
        when Regime\_EL20
            if IsSCTLR2EL2Enabled() then
                cptm = if el == ELO then SCTLR2_EL2.CPTM0 else SCTLR2_EL2.CPTM;
            else
                cptm = '0';
        when Regime\_EL10
            if IsSCTLR2EL1Enabled() then
                cptm = if el == ELO then SCTLR2_EL1.CPTM0 else SCTLR2_EL1.CPTM;
            else
                cptm = '0';
        otherwise
            Unreachable();

    return cptm;
```

Library pseudocode for aarch64/functions/cpa/PointerAddCheck

```
// PointerAddCheck()
// =====
// Apply Checked Pointer Arithmetic for addition.

bits(64) PointerAddCheck(bits(64) result, bits(64) base)
    return PointerCheckAtEL(PSTATE.EL, result, base, FALSE);
```

Library pseudocode for aarch64/functions/cpa/PointerAddCheckAtEL

```
// PointerAddCheckAtEL()
// =====
// Apply Checked Pointer Arithmetic for addition at the specified EL.

bits(64) PointerAddCheckAtEL(bits(2) el, bits(64) result, bits(64) base)
    return PointerCheckAtEL(el, result, base, FALSE);
```

Library pseudocode for aarch64/functions/cpa/PointerCheckAtEL

```
// PointerCheckAtEL()
// =====
// Apply Checked Pointer Arithmetic at the specified EL.

bits(64) PointerCheckAtEL(bits(2) el, bits(64) result, bits(64) base, boolean cptm_detected)
    bits(64) rv = result;

    constant boolean previous_detection = (base<55> != base<54>);
    constant boolean cpta_detected = (result<63:56> != base<63:56> || previous_detection);

    if((cpta_detected && EffectiveCPTA(el) == '1') ||
        (cptm_detected && EffectiveCPTM(el) == '1')) then
        rv<63:55> = base<63:55>;
        rv<54> = NOT(rv<55>);

    return rv;
```

Library pseudocode for aarch64/functions/cpa/PointerMultiplyAddCheck

```
// PointerMultiplyAddCheck()
// =====
// Apply Checked Pointer Arithmetic for multiplication.

bits(64) PointerMultiplyAddCheck(bits(64) result, bits(64) base, boolean cptm_detected)
    return PointerCheckAtEL(PSTATE.EL, result, base, cptm_detected);
```

Library pseudocode for aarch64/functions/d128/IsD128Enabled

```
// IsD128Enabled()
// =====
// Returns true if 128-bit page descriptor is enabled

boolean IsD128Enabled(bits(2) el)
    boolean d128enabled;
    if IsFeatureImplemented(FEAT_D128) then
        case el of
            when EL0
                if !ELIsInHost(EL0) then
                    d128enabled = IsTCR2EL1Enabled() && TCR2_EL1.D128 == '1';
                else
                    d128enabled = IsTCR2EL2Enabled() && TCR2_EL2.D128 == '1';
            when EL1
                d128enabled = IsTCR2EL1Enabled() && TCR2_EL1.D128 == '1';
            when EL2
                d128enabled = IsTCR2EL2Enabled() && IsInHost() && TCR2_EL2.D128 == '1';
            when EL3
                d128enabled = TCR_EL3.D128 == '1';
        else
            d128enabled = FALSE;

    return d128enabled;
```



```

// AArch64.DC()
// =====
// Perform Data Cache Operation.

AArch64.DC(bits(64) regval, CacheType cachetype, CacheOp cacheop, CacheOpScope opscope_in)
CacheOpScope opscope = opscope_in;
CacheRecord cache;

cache.acctype = AccessType\_DC;
cache.cachetype = cachetype;
cache.cacheop = cacheop;
cache.opscope = opscope;

if opscope == CacheOpScope\_SetWay then
    ss = SecurityStateAtEL(PSTATE.EL);
    cache.cpas = CPASAtSecurityState(ss);
    cache.shareability = Shareability\_NSH;
    (cache.setnum, cache.waynum, cache.level) = DecodeSW(regval, cachetype);
    if (cacheop == CacheOp\_Invalidate && PSTATE.EL == EL1 && EL2Enabled() &&
        (HCR_EL2.SWIO == '1' || HCR_EL2.<DC,VM> != '00')) then
        cache.cacheop = CacheOp\_CleanInvalidate;

    CACHE\_OP(cache);
    return;

if EL2Enabled() && !IsInHost() then
    if PSTATE.EL IN {EL0, EL1} then
        cache.is_vmid_valid = TRUE;
        cache.vmid = VMID[];
    else
        cache.is_vmid_valid = FALSE;
else
    cache.is_vmid_valid = FALSE;

if PSTATE.EL == EL0 then
    cache.is_asid_valid = TRUE;
    cache.asid = ASID[];
else
    cache.is_asid_valid = FALSE;

if (opscope == CacheOpScope\_PoPS &&
    boolean IMPLEMENTATION_DEFINED "Memory system does not support PoPS") then
    opscope = CacheOpScope\_PoC;
if (opscope == CacheOpScope\_PoDP &&
    boolean IMPLEMENTATION_DEFINED "Memory system does not support PoDP") then
    opscope = CacheOpScope\_PoP;
if (opscope == CacheOpScope\_PoP &&
    boolean IMPLEMENTATION_DEFINED "Memory system does not support PoP") then
    opscope = CacheOpScope\_PoC;
vaddress = regval;

integer size = 0; // by default no watchpoint address
if cacheop == CacheOp\_Invalidate then
    size = DataCacheWatchpointSize();
    vaddress = Align(regval, size);

if DCInstNeedsTranslation(opscope) then
    cache.vaddress = vaddress;
    constant boolean aligned = TRUE;
    constant AccessDescriptor accdesc = CreateAccDescDC(cache);
    AddressDescriptor memaddrdesc = AArch64.TranslateAddress(vaddress, accdesc,
                                                                aligned, size);

    if IsFault(memaddrdesc) then
        memaddrdesc.fault.vaddress = regval;
        AArch64.Abort(memaddrdesc.fault);

cache.translated = TRUE;
cache.paddress = memaddrdesc.paddress;
cache.cpas = CPASAtPAS(memaddrdesc.paddress.paspace);

```

```

if (opscope IN {
    CacheOpScope\_PoDP,
    CacheOpScope\_PoP,
    CacheOpScope\_PoC,
    CacheOpScope\_PoU
}) then
    cache.shareability = memaddrdesc.memattrs.shareability;
else
    cache.shareability = Shareability\_NSH;
elsif opscope == CacheOpScope\_PoE then
    cache.translated = TRUE;
    cache.shareability = Shareability\_OSH;
    cache.paddress.address = regval<55:0>;
    constant bit nse2 = if IsFeatureImplemented(FEAT_RME_GDI) then regval<61> else '0';
    cache.paddress.paspace = DecodePASpace(nse2, regval<62>, regval<63>);
    cache.cpas = CPASAtPAS(cache.paddress.paspace);

    // If a Reserved encoding is selected, the instruction is permitted to be treated as a NOP.
    if cache.paddress.paspace != PAS\_Realm then
        ExecuteAsNOP();

    if boolean IMPLEMENTATION_DEFINED "Apply granule protection check on DC to PoE" then
        AddressDescriptor memaddrdesc;
        constant AccessDescriptor accdesc = CreateAccDescDC(cache);
        memaddrdesc.paddress = cache.paddress;
        memaddrdesc.fault.gpcf = GranuleProtectionCheck(memaddrdesc, accdesc);

        if memaddrdesc.fault.gpcf.gpcf != GPCF\_None then
            memaddrdesc.fault.statuscode = Fault\_GPCFOnOutput;
            memaddrdesc.fault.paddress = memaddrdesc.paddress;
            memaddrdesc.fault.vaddress = bits(64) UNKNOWN;
            AArch64.Abort(memaddrdesc.fault);
    elsif opscope == CacheOpScope\_PoPA then
        cache.translated = TRUE;
        cache.shareability = Shareability\_OSH;
        cache.paddress.address = regval<55:0>;
        constant bit nse2 = if IsFeatureImplemented(FEAT_RME_GDI) then regval<61> else '0';
        cache.paddress.paspace = DecodePASpace(nse2, regval<62>, regval<63>);
        cache.cpas = CPASAtPAS(cache.paddress.paspace);
    else
        cache.vaddress = vaddress;
        cache.translated = FALSE;
        cache.shareability = Shareability UNKNOWN;
        cache.paddress = FullAddress UNKNOWN;

    if (cacheop == CacheOp\_Invalidate && PSTATE.EL == EL1 && EL2Enabled() &&
        HCR_EL2.<DC,VM> != '00') then
        cache.cacheop = CacheOp\_CleanInvalidate;

    // If Secure state is not implemented, but RME is, the instruction acts as a NOP
    if cache.translated && cache.cpas == CPAS\_Secure && !HaveSecureState() then
        return;

CACHE\_OP(cache);
return;

```

Library pseudocode for aarch64/functions/dc/AArch64.MemZero

```
// AArch64.MemZero()
// =====

AArch64.MemZero(bits(64) regval, CacheType cachetype)
    constant integer size = 4*(2^(UInt(DCZID_ELO.BS)));
    assert size <= MAX\_ZERO\_BLOCK\_SIZE;
    if IsFeatureImplemented(FEAT_MTE2) then
        assert size >= TAG\_GRANULE;
    constant bits(64) vaddress = Align(regval, size);

    constant AccessDescriptor accdesc = CreateAccDescDCZero(cachetype);

    if cachetype IN {CacheType\_Tag, CacheType\_Data\_Tag} then
        AArch64.WriteTagMem(regval, vaddress, accdesc, size);

    if cachetype IN {CacheType\_Data, CacheType\_Data\_Tag} then
        AArch64.DataMemZero(regval, vaddress, accdesc, size);
    return;
```

Library pseudocode for aarch64/functions/dc/MemZero

```
// MemZero block size
// =====

constant integer MAX_ZERO_BLOCK_SIZE = 2048;
```

Library pseudocode for aarch64/functions/eret/AArch64.ExceptionReturn

```
// AArch64.ExceptionReturn()
// =====

AArch64.ExceptionReturn(bits(64) new_pc_in, bits(64) spsr)
    bits(64) new_pc = new_pc_in;

    if IsFeatureImplemented(FEAT_TME) && TSTATE.depth > 0 then
        FailTransaction\(TMFailure\_ERR, FALSE\);

    if IsFeatureImplemented(FEAT_IESB) then
        sync_errors = SCTLR_ELx[].IESB == '1';
        if IsFeatureImplemented(FEAT_DoubleFault) then
            sync_errors = sync_errors || (SCR_EL3.<EA,NMEA> == '11' && PSTATE.EL == EL3);
        if sync_errors then
            SynchronizeErrors\(\);
            iesb_req = TRUE;
            TakeUnmaskedPhysicalSErrorInterrupts\(iesb\_req\);

    boolean brbe_source_allowed = FALSE;
    bits(64) brbe_source_address = Zeros(64);
    if IsFeatureImplemented(FEAT_BRBE) then
        brbe_source_allowed = BranchRecordAllowed(PSTATE.EL);
        brbe_source_address = PC64;

    if !IsFeatureImplemented(FEAT_ExS) || SCTLR_ELx[].EOS == '1' then
        SynchronizeContext\(\);

    // Attempts to change to an illegal state will invoke the Illegal Execution state mechanism
    constant bits(2) source_el = PSTATE.EL;
    constant boolean illegal_psr_state = IllegalExceptionReturn(spsr);
    SetPSTATEFromPSR(spsr, illegal_psr_state);
    ClearExclusiveLocal(ProcessorID());
    SendEventLocal();

    if illegal_psr_state && spsr<4> == '1' then
        // If the exception return is illegal, PC[63:32,1:0] are UNKNOWN
        new_pc<63:32> = bits(32) UNKNOWN;
        new_pc<1:0> = bits(2) UNKNOWN;
    elseif UsingAArch32() then // Return to AArch32
        // ELR_ELx[1:0] or ELR_ELx[0] are treated as being 0, depending on the
        // target instruction set state
        if PSTATE.T == '1' then
            new_pc<0> = '0'; // T32
        else
            new_pc<1:0> = '00'; // A32
    else // Return to AArch64
        // ELR_ELx[63:56] might include a tag
        new_pc = AArch64.BranchAddr(new_pc, PSTATE.EL);

    if IsFeatureImplemented(FEAT_BRBE) then
        BRBEEExceptionReturn(new_pc, source_el,
            brbe_source_allowed, brbe_source_address);

    if UsingAArch32() then
        if IsFeatureImplemented(FEAT_SME) && PSTATE.SM == '1' then ResetSVEState();

        // 32 most significant bits are ignored.
        constant boolean branch_conditional = FALSE;
        BranchTo(new_pc<31:0>, BranchType\_ERET, branch_conditional);
    else
        BranchToAddr(new_pc, BranchType\_ERET);

    CheckExceptionCatch(FALSE); // Check for debug event on exception return
```

Library pseudocode for aarch64/functions/exclusive/AArch64.ExclusiveMonitorsPass

```
// AArch64.ExclusiveMonitorsPass()
// =====
// Return TRUE if the Exclusives monitors for the current PE include all of the addresses
// associated with the virtual address region of size bytes starting at address.
// The immediately following memory write must be to the same addresses.

// It is IMPLEMENTATION DEFINED whether the detection of memory aborts happens
// before or after the check on the local Exclusives monitor. As a result a failure
// of the local monitor can occur on some implementations even if the memory
// access would give an memory abort.

boolean AArch64.ExclusiveMonitorsPass(bits(64) address, integer size, AccessDescriptor accdesc)
    constant boolean aligned = IsAligned(address, size);

    if !aligned && AArch64.UnalignedAccessFaults(accdesc, address, size) then
        constant FaultRecord fault = AlignmentFault(accdesc, address);
        AArch64.Abort(fault);

    if !AArch64.IsExclusiveVA(address, ProcessorID(), size) then
        return FALSE;

    memaddrdesc = AArch64.TranslateAddress(address, accdesc, aligned, size);

    // Check for aborts or debug exceptions
    if IsFault(memaddrdesc) then
        AArch64.Abort(memaddrdesc.fault);

    passed = IsExclusiveLocal(memaddrdesc.paddress, ProcessorID(), size);
    ClearExclusiveLocal(ProcessorID());

    if passed && memaddrdesc.memattrs.shareability != Shareability\_NSH then
        passed = IsExclusiveGlobal(memaddrdesc.paddress, ProcessorID(), size);

    return passed;
```

Library pseudocode for aarch64/functions/exclusive/AArch64.IsExclusiveVA

```
// AArch64.IsExclusiveVA()
// =====
// An optional IMPLEMENTATION DEFINED test for an exclusive access to a virtual
// address region of size bytes starting at address.
//
// It is permitted (but not required) for this function to return FALSE and
// cause a store exclusive to fail if the virtual address region is not
// totally included within the region recorded by MarkExclusiveVA().
//
// It is always safe to return TRUE which will check the physical address only.

boolean AArch64.IsExclusiveVA(bits(64) address, integer processorid, integer size);
```

Library pseudocode for aarch64/functions/exclusive/AArch64.MarkExclusiveVA

```
// AArch64.MarkExclusiveVA()
// =====
// Optionally record an exclusive access to the virtual address region of size bytes
// starting at address for processorid.

AArch64.MarkExclusiveVA(bits(64) address, integer processorid, integer size);
```

Library pseudocode for aarch64/functions/exclusive/AArch64.SetExclusiveMonitors

```
// AArch64.SetExclusiveMonitors()
// =====
// Sets the Exclusives monitors for the current PE to record the addresses associated
// with the virtual address region of size bytes starting at address.

AArch64.SetExclusiveMonitors(bits(64) address, integer size)
    constant boolean acqrel = FALSE;
    constant boolean privileged = PSTATE.EL != EL0;
    constant boolean tagchecked = FALSE;
    constant AccessDescriptor accdesc = CreateAccDescExLDST(MemOp\_LOAD, acqrel,
                                                    tagchecked, privileged);

    constant boolean aligned = IsAligned(address, size);

    if !aligned && AArch64.UnalignedAccessFaults(accdesc, address, size) then
        constant FaultRecord fault = AlignmentFault(accdesc, address);
        AArch64.Abort(fault);

    memaddrdesc = AArch64.TranslateAddress(address, accdesc, aligned, size);

    // Check for aborts or debug exceptions
    if IsFault(memaddrdesc) then
        return;

    if memaddrdesc.memattrs.shareability != Shareability\_NSH then
        MarkExclusiveGlobal(memaddrdesc.address, ProcessorID(), size);

    MarkExclusiveLocal(memaddrdesc.address, ProcessorID(), size);

    AArch64.MarkExclusiveVA(address, ProcessorID(), size);
```

Library pseudocode for aarch64/functions/extendreg/DecodeRegExtend

```
// DecodeRegExtend()
// =====
// Decode a register extension option

ExtendType DecodeRegExtend(bits(3) op)
    case op of
        when '000' return ExtendType\_UXTB;
        when '001' return ExtendType\_UXTH;
        when '010' return ExtendType\_UXTW;
        when '011' return ExtendType\_UXTX;
        when '100' return ExtendType\_SXTB;
        when '101' return ExtendType\_SXTH;
        when '110' return ExtendType\_SXTW;
        when '111' return ExtendType\_SXTX;
```

Library pseudocode for aarch64/functions/extendreg/ExtendReg

```
// ExtendReg()
// =====
// Perform a register extension and shift

bits(N) ExtendReg(integer reg, ExtendType exttype, integer shift, integer N)
    assert shift >= 0 && shift <= 4;
    constant bits(N) val = X[reg, N];
    boolean unsigned;
    ESize len;

    case exttype of
        when ExtendType\_SXTB unsigned = FALSE; len = 8;
        when ExtendType\_SXTH unsigned = FALSE; len = 16;
        when ExtendType\_SXTW unsigned = FALSE; len = 32;
        when ExtendType\_SCTX unsigned = FALSE; len = 64;
        when ExtendType\_UXTB unsigned = TRUE; len = 8;
        when ExtendType\_UXTH unsigned = TRUE; len = 16;
        when ExtendType\_UXTW unsigned = TRUE; len = 32;
        when ExtendType\_UCTX unsigned = TRUE; len = 64;

    // Sign or zero extend bottom LEN bits of register and shift left by SHIFT
    constant nbits = Min(len, N);
    constant bits(N) extval = Extend(val<nbits-1:0>, N, unsigned);
    return LSL(extval, shift);
```

Library pseudocode for aarch64/functions/extendreg/ExtendType

```
// ExtendType
// =====
// AArch64 register extend and shift.

enumeration ExtendType {ExtendType\_SXTB, ExtendType\_SXTH, ExtendType\_SXTW, ExtendType\_SCTX,
                        ExtendType\_UXTB, ExtendType\_UXTH, ExtendType\_UXTW, ExtendType\_UCTX};
```

Library pseudocode for aarch64/functions/fpconvop/FPConvOp

```
// FPConvOp
// =====
// Floating-point convert/move instruction types.

enumeration FPConvOp {FPConvOp\_CVT\_FtoI, FPConvOp\_CVT\_ItoF,
                     FPConvOp\_MOV\_FtoI, FPConvOp\_MOV\_ItoF,
                     FPConvOp\_CVT\_FtoI\_JS
};
```

Library pseudocode for aarch64/functions/fpmaxminop/FPMaxMinOp

```
// FPMaxMinOp
// =====
// Floating-point min/max instruction types.

enumeration FPMaxMinOp {FPMaxMinOp\_MAX, FPMaxMinOp\_MIN,
                       FPMaxMinOp\_MAXNUM, FPMaxMinOp\_MINNUM};
```


Library pseudocode for aarch64/functions/fpmr/CheckFPMREnabled

```
// CheckFPMREnabled()
// =====
// Check for Undefined instruction exception on indirect FPMR accesses.

CheckFPMREnabled()
    assert IsFeatureImplemented(FEAT_FPMR);

    if PSTATE.EL == EL0 then
        if !IsInHost() then
            if SCTLRL_EL1.EnFPM == '0' then UNDEFINED;
        else
            if SCTLRL_EL2.EnFPM == '0' then UNDEFINED;

    if PSTATE.EL IN {EL0, EL1} && EL2Enabled() && !IsInHost() then
        if !IsHCRXEL2Enabled() || HCRX_EL2.EnFPM == '0' then UNDEFINED;

    if PSTATE.EL != EL3 && HaveEL(EL3) then
        if SCR_EL3.EnFPM == '0' then UNDEFINED;
```

Library pseudocode for aarch64/functions/fpscale/FPScale

```
// FPScale()
// =====

bits(N) FPScale(bits(N) op, integer scale, FPCR_Type fpcr)
    assert N IN {16, 32, 64};
    bits(N) result;
    (fptype, sign, value) = FPUnpack(op, fpcr);

    if fptype == FPTYPE_SNaN || fptype == FPTYPE_QNaN then
        result = FPProcessNaN(fptype, op, fpcr);
    elsif fptype == FPTYPE_Zero then
        result = FPZero(sign, N);
    elsif fptype == FPTYPE_Infinity then
        result = FPInfinity(sign, N);
    else
        result = FPRound(value * (2.0^scale), fpcr, N);
        FPProcessDenorm(fptype, N, fpcr);
    return result;
```

Library pseudocode for aarch64/functions/fpunaryop/FPUnaryOp

```
// FPUnaryOp
// =====
// Floating-point unary instruction types.

enumeration FPUnaryOp    {FPUnaryOp_ABS, FPUnaryOp_MOV,
                          FPUnaryOp_NEG, FPUnaryOp_SQRT};
```

Library pseudocode for aarch64/functions/fusedrstep/FPRSqrtStepFused

```
// FPRSqrtStepFused()
// =====

bits(N) FPRSqrtStepFused(bits(N) op1_in, bits(N) op2, FPCR\_Type fpcr_in)
    assert N IN {16, 32, 64};
    FPCR\_Type fpcr = fpcr_in;
    bits(N) result;
    bits(N) op1 = op1_in;
    boolean done;
    op1 = FPNeg(op1, fpcr);
    constant boolean altfp = IsFeatureImplemented(FEAT_AFP) && fpcr.AH == '1';
    constant boolean fpexc = !altfp; // Generate no floating-point exceptions
    if altfp then fpcr.<FIZ,FZ> = '11'; // Flush denormal input and output to zero
    if altfp then fpcr.RMode = '00'; // Use RNE rounding mode

    (type1,sign1,value1) = FPUnpack(op1, fpcr, fpexc);
    (type2,sign2,value2) = FPUnpack(op2, fpcr, fpexc);
    (done,result) = FPProcessNaNs(type1, type2, op1, op2, fpcr, fpexc);
    constant FPRounding rounding = FPRoundingMode(fpcr);

    if !done then
        inf1 = (type1 == FPType\_Infinity);
        inf2 = (type2 == FPType\_Infinity);
        zero1 = (type1 == FPType\_Zero);
        zero2 = (type2 == FPType\_Zero);

        if (inf1 && zero2) || (zero1 && inf2) then
            result = FPOnePointFive('0', N);
        elsif inf1 || inf2 then
            result = FPIInfinity(sign1 EOR sign2, N);
        else
            // Fully fused multiply-add and halve
            result_value = (3.0 + (value1 * value2)) / 2.0;
            if result_value == 0.0 then
                // Sign of exact zero result depends on rounding mode
                sign = if rounding == FPRounding\_NEGINF then '1' else '0';
                result = FPZero(sign, N);
            else
                result = FPRound(result_value, fpcr, rounding, fpexc, N);

    return result;
```

Library pseudocode for aarch64/functions/fusedrstep/FPRecipStepFused

```
// FPRecipStepFused()
// =====

bits(N) FPRecipStepFused(bits(N) op1_in, bits(N) op2, FPCR\_Type fpcr_in)
    assert N IN {16, 32, 64};
    FPCR\_Type fpcr = fpcr_in;
    bits(N) op1 = op1_in;
    bits(N) result;
    boolean done;
    op1 = FPNeg(op1, fpcr);

    constant boolean altfp = IsFeatureImplemented(FEAT_AFP) && fpcr.AH == '1';
    constant boolean fpexc = !altfp; // Generate no floating-point exceptions
    if altfp then fpcr.<FIZ,FZ> = '11'; // Flush denormal input and output to zero
    if altfp then fpcr.RMode = '00'; // Use RNE rounding mode

    (type1,sign1,value1) = FPUnpack(op1, fpcr, fpexc);
    (type2,sign2,value2) = FPUnpack(op2, fpcr, fpexc);
    (done,result) = FPProcessNaNs(type1, type2, op1, op2, fpcr, fpexc);
    constant FPRounding rounding = FPRoundingMode(fpcr);

    if !done then
        inf1 = (type1 == FPType\_Infinity);
        inf2 = (type2 == FPType\_Infinity);
        zero1 = (type1 == FPType\_Zero);
        zero2 = (type2 == FPType\_Zero);

        if (inf1 && zero2) || (zero1 && inf2) then
            result = FPTwo('0', N);
        elsif inf1 || inf2 then
            result = FPInfinity(sign1 EOR sign2, N);
        else
            // Fully fused multiply-add
            result_value = 2.0 + (value1 * value2);
            if result_value == 0.0 then
                // Sign of exact zero result depends on rounding mode
                sign = if rounding == FPRounding\_NEGINF then '1' else '0';
                result = FPZero(sign, N);
            else
                result = FPRound(result_value, fpcr, rounding, fpexc, N);

    return result;
```

Library pseudocode for aarch64/functions/gcs/AddGCSExRecord

```
// AddGCSExRecord()
// =====
// Generates and then writes an exception record to the
// current Guarded control stack.

AddGCSExRecord(bits(64) elr, bits(64) spsr, bits(64) lr)
    bits(64) ptr;
    constant boolean privileged = PSTATE.EL != EL0;
    constant AccessDescriptor accdesc = CreateAccDescGCS(MemOp\_STORE, privileged);

    ptr = GetCurrentGCSPointer();

    // Store the record
    Mem[ptr-8, 8, accdesc] = lr;
    Mem[ptr-16, 8, accdesc] = spsr;
    Mem[ptr-24, 8, accdesc] = elr;
    Mem[ptr-32, 8, accdesc] = Zeros(60):'1001';

    // Decrement the pointer value
    ptr = ptr - 32;

    SetCurrentGCSPointer(ptr);
    return;
```

Library pseudocode for aarch64/functions/gcs/AddGCSRecord

```
// AddGCSRecord()
// =====
// Generates and then writes a record to the current Guarded
// control stack.

AddGCSRecord(bits(64) vaddress)
    bits(64) ptr;
    constant boolean privileged = PSTATE.EL != EL0;
    constant AccessDescriptor accdesc = CreateAccDescGCS(MemOp\_STORE, privileged);

    ptr = GetCurrentGCSPointer();

    // Store the record
    Mem[ptr-8, 8, accdesc] = vaddress;

    // Decrement the pointer value
    ptr = ptr - 8;

    SetCurrentGCSPointer(ptr);
    return;
```

Library pseudocode for aarch64/functions/gcs/CheckGCSExRecord

```
// CheckGCSExRecord()
// =====
// Validates the provided values against the top entry of the
// current Guarded control stack.

CheckGCSExRecord(bits(64) elr, bits(64) spsr, bits(64) lr, GCSInstruction gcsinst_type)
    bits(64) ptr;
    constant boolean privileged = PSTATE.EL != EL0;
    constant AccessDescriptor accdesc = CreateAccDescGCS(MemOp\_LOAD, privileged);
    ptr = GetCurrentGCSPtr();

    // Check the lowest doubleword is correctly formatted
    constant bits(64) recorded_first_dword = Mem[ptr, 8, accdesc];
    if recorded_first_dword != Zeros(60):'1001' then
        GCSDataCheckException(gcsinst_type);

    // Check the ELR matches the recorded value
    constant bits(64) recorded_elr = Mem[ptr+8, 8, accdesc];
    if recorded_elr != elr then
        GCSDataCheckException(gcsinst_type);

    // Check the SPSR matches the recorded value
    constant bits(64) recorded_spsr = Mem[ptr+16, 8, accdesc];
    if recorded_spsr != spsr then
        GCSDataCheckException(gcsinst_type);

    // Check the LR matches the recorded value
    constant bits(64) recorded_lr = Mem[ptr+24, 8, accdesc];
    if recorded_lr != lr then
        GCSDataCheckException(gcsinst_type);

    // Increment the pointer value
    ptr = ptr + 32;

    SetCurrentGCSPtr(ptr);
    return;
```

Library pseudocode for aarch64/functions/gcs/CheckGCSSTREnabled

```
// CheckGCSSTREnabled()
// =====
// Trap GCSSTR or GCSSTTR instruction if trapping is enabled.

CheckGCSSTREnabled()
    case PSTATE.EL of
        when EL0
            if GCSCRE0_EL1.STREn == '0' then
                if EL2Enabled() && HCR_EL2.TGE == '1' then
                    GCSSTRTrapException(EL2);
                else
                    GCSSTRTrapException(EL1);
            when EL1
                if GCSCR_EL1.STREn == '0' then
                    GCSSTRTrapException(EL1);
                elsif (EL2Enabled() && (!HaveEL(EL3) || SCR_EL3.FGTEn == '1') &&
                    HFGITR_EL2.nGCSSTR_EL1 == '0') then
                    GCSSTRTrapException(EL2);
            when EL2
                if GCSCR_EL2.STREn == '0' then
                    GCSSTRTrapException(EL2);
            when EL3
                if GCSCR_EL3.STREn == '0' then
                    GCSSTRTrapException(EL3);
    return;
```

Library pseudocode for aarch64/functions/gcs/EXLOCKException

```
// EXLOCKException()
// =====
// Handle an EXLOCK exception condition.

EXLOCKException()
    constant bits(64) preferred_exception_return = ThisInstrAddr(64);
    constant integer vect_offset = 0x0;

    except = ExceptionSyndrome(Exception\_GCSFail);
    except.syndrome.iss<24> = '0';
    except.syndrome.iss<23:20> = '0001';
    except.syndrome.iss<19:0> = Zeros(20);
    AArch64.TakeException(PSTATE.EL, except, preferred_exception_return, vect_offset);
```

Library pseudocode for aarch64/functions/gcs/GCSDataCheckException

```
// GCSDataCheckException()
// =====
// Handle a Guarded Control Stack data check fault condition.

GCSDataCheckException(GCSInstruction gcsinst_type)
    bits(2) target_el;
    constant bits(64) preferred_exception_return = ThisInstrAddr(64);
    constant integer vect_offset = 0x0;
    boolean rn_unknown = FALSE;
    boolean is_ret = FALSE;
    boolean is_reta = FALSE;

    if PSTATE.EL == EL0 then
        target_el = if (EL2Enabled() && HCR_EL2.TGE == '1') then EL2 else EL1;
    else
        target_el = PSTATE.EL;
    except = ExceptionSyndrome(Exception\_GCSFail);
    case gcsinst_type of
        when GCSInstType\_PRET
            except.syndrome.iss<4:0> = '00000';
            is_ret = TRUE;
        when GCSInstType\_POPM
            except.syndrome.iss<4:0> = '00001';
        when GCSInstType\_PRETAA
            except.syndrome.iss<4:0> = '00010';
            is_reta = TRUE;
        when GCSInstType\_PRETAB
            except.syndrome.iss<4:0> = '00011';
            is_reta = TRUE;
        when GCSInstType\_SS1
            except.syndrome.iss<4:0> = '00100';
        when GCSInstType\_SS2
            except.syndrome.iss<4:0> = '00101';
            rn_unknown = TRUE;
        when GCSInstType\_POPCX
            rn_unknown = TRUE;
            except.syndrome.iss<4:0> = '01000';
        when GCSInstType\_POPX
            except.syndrome.iss<4:0> = '01001';
    if rn_unknown == TRUE then
        except.syndrome.iss<9:5> = bits(5) UNKNOWN;
    elsif is_ret == TRUE then
        except.syndrome.iss<9:5> = ThisInstr()<9:5>;
    elsif is_reta == TRUE then
        except.syndrome.iss<9:5> = '11110';
    else
        except.syndrome.iss<9:5> = ThisInstr()<4:0>;
    except.syndrome.iss<24:10> = Zeros(15);
    except.vaddress = bits(64) UNKNOWN;
    AArch64.TakeException(target_el, except, preferred_exception_return, vect_offset);
```

Library pseudocode for aarch64/functions/gcs/GCSEnabled

```
// GCSEnabled()
// =====
// Returns TRUE if the Guarded control stack is enabled at
// the provided Exception level.

boolean GCSEnabled(bits(2) el)
    if UsingAArch32() then
        return FALSE;

    if HaveEL(EL3) && el != EL3 && SCR_EL3.GCSEn == '0' then
        return FALSE;

    if (el IN {EL0, EL1} && EL2Enabled() && !ELIsInHost(EL0) &&
        (!IsHCRXEL2Enabled() || HCRX_EL2.GCSEn == '0')) then
        return FALSE;

    return GCSPCRSelected(el);
```

Library pseudocode for aarch64/functions/gcs/GCSInstruction

```
// GCSInstruction
// =====

enumeration GCSInstruction {
    GCSInstType_PRET,    // Procedure return without Pointer authentication
    GCSInstType_POPM,    // GCSPOPM instruction
    GCSInstType_PRETAA,  // Procedure return with Pointer authentication that used key A
    GCSInstType_PRETAB,  // Procedure return with Pointer authentication that used key B
    GCSInstType_SS1,     // GCSSS1 instruction
    GCSInstType_SS2,     // GCSSS2 instruction
    GCSInstType_POPCX,   // GCSPOPCX instruction
    GCSInstType_POPX     // GCSPOPX instruction
};
```

Library pseudocode for aarch64/functions/gcs/GCSPCREnabled

```
// GCSPCREnabled()
// =====
// Returns TRUE if the Guarded control stack is PCR enabled
// at the provided Exception level.

boolean GCSPCREnabled(bits(2) el)
    return GCSPCRSelected(el) && GCSEnabled(el);
```

Library pseudocode for aarch64/functions/gcs/GCSPCRSelected

```
// GCSPCRSelected()
// =====
// Returns TRUE if the Guarded control stack is PCR selected
// at the provided Exception level.

boolean GCSPCRSelected(bits(2) el)
    case el of
        when EL0 return GCSCRE0_EL1.PCRSEL == '1';
        when EL1 return GCSCR_EL1.PCRSEL == '1';
        when EL2 return GCSCR_EL2.PCRSEL == '1';
        when EL3 return GCSCR_EL3.PCRSEL == '1';
    Unreachable();
    return TRUE;
```

Library pseudocode for aarch64/functions/gcs/GCSPOPCX

```
// GCSPOPCX()
// =====
// Called to pop and compare a Guarded control stack exception return record.

GCSPOPCX()
    constant bits(64) spsr = SPSR\_ELx[];
    CheckGCSExRecord(ELR\_ELx[], spsr, X[30,64], GCSInstType\_POPCX);
    PSTATE.EXLOCK = if GetCurrentEXLOCKEN() then '1' else '0';
    return;
```

Library pseudocode for aarch64/functions/gcs/GCSPOPM

```
// GCSPOPM()
// =====
// Called to pop a Guarded control stack procedure return record.

bits(64) GCSPOPM()
    bits(64) ptr;
    constant boolean privileged = PSTATE.EL != EL0;
    constant AccessDescriptor accdesc = CreateAccDescGCS(MemOp\_LOAD, privileged);

    ptr = GetCurrentGCSPtr();
    constant bits(64) gcs_entry = Mem[ptr, 8, accdesc];

    if gcs_entry<1:0> != '00' then
        GCSDataCheckException(GCSInstType\_POPM);

    ptr = ptr + 8;
    SetCurrentGCSPtr(ptr);
    return gcs_entry;
```

Library pseudocode for aarch64/functions/gcs/GCSPOPX

```
// GCSPOPX()
// =====
// Called to pop a Guarded control stack exception return record.

GCSPOPX()
    bits(64) ptr;
    constant boolean privileged = PSTATE.EL != EL0;
    constant AccessDescriptor accdesc = CreateAccDescGCS(MemOp\_LOAD, privileged);
    ptr = GetCurrentGCSPtr();

    // Check the lowest doubleword is correctly formatted
    constant bits(64) recorded_first_dword = Mem[ptr, 8, accdesc];
    if recorded_first_dword != Zeros(60):'1001' then
        GCSDataCheckException(GCSInstType\_POPX);

    // Ignore these loaded values, however they might have
    // faulted which is why we load them anyway
    constant bits(64) recorded_elr = Mem[ptr+8, 8, accdesc];
    constant bits(64) recorded_spsr = Mem[ptr+16, 8, accdesc];
    constant bits(64) recorded_lr = Mem[ptr+24, 8, accdesc];

    // Increment the pointer value
    ptr = ptr + 32;

    SetCurrentGCSPtr(ptr);
    return;
```


Library pseudocode for aarch64/functions/gcs/GCSPUSHM

```
// GCSPUSHM()
// =====
// Called to push a Guarded control stack procedure return record.

GCSPUSHM(bits(64) value)
    AddGCSRecord(value);
    return;
```

Library pseudocode for aarch64/functions/gcs/GCSPUSHX

```
// GCSPUSHX()
// =====
// Called to push a Guarded control stack exception return record.

GCSPUSHX()
    constant bits(64) spsr = SPSR\_ELx[];
    AddGCSExRecord(ELR\_ELx[], spsr, X[30,64]);
    PSTATE.EXLOCK = '0';
    return;
```

Library pseudocode for aarch64/functions/gcs/GCSReturnValueCheckEnabled

```
// GCSReturnValueCheckEnabled()
// =====
// Returns TRUE if the Guarded control stack has return value
// checking enabled at the current Exception level.

boolean GCSReturnValueCheckEnabled(bits(2) el)
    if UsingAArch32() then
        return FALSE;
    case el of
        when EL0 return GCSCRE0_EL1.RVCHKEN == '1';
        when EL1 return GCSCR_EL1.RVCHKEN == '1';
        when EL2 return GCSCR_EL2.RVCHKEN == '1';
        when EL3 return GCSCR_EL3.RVCHKEN == '1';
```

Library pseudocode for aarch64/functions/gcs/GCSSS1

```
// GCSSS1()
// =====
// Operational pseudocode for GCSSS1 instruction.

GCSSS1(bits(64) incoming_pointer)
    bits(64) outgoing_pointer, cmpoperand, operand, data;
    constant boolean privileged = PSTATE.EL != EL0;
    constant AccessDescriptor accdesc = CreateAccDescGCSSS1(privileged);
    outgoing_pointer = GetCurrentGCSPointer();
    // Valid cap entry is expected
    cmpoperand = incoming_pointer[63:12]:'000000000001';
    // In-progress cap entry should be stored if the comparison is successful
    operand = outgoing_pointer[63:3]:'101';

    data = MemAtomic(incoming_pointer, cmpoperand, operand, accdesc);
    if data == cmpoperand then
        SetCurrentGCSPointer(incoming_pointer[63:3]:'000');
    else
        GCSDDataCheckException(GCSInstType\_SS1);
    return;
```

Library pseudocode for aarch64/functions/gcs/GCSSS2

```
// GCSSS2()
// =====
// Operational pseudocode for GCSSS2 instruction.

bits(64) GCSSS2()
    bits(64) outgoing_pointer, incoming_pointer, outgoing_value;
    constant boolean privileged = PSTATE.EL != EL0;
    constant AccessDescriptor accdesc_ld = CreateAccDescGCS(MemOp\_LOAD, privileged);
    constant AccessDescriptor accdesc_st = CreateAccDescGCS(MemOp\_STORE, privileged);
    incoming_pointer = GetCurrentGCSPointer();
    outgoing_value = Mem[incoming_pointer, 8, accdesc_ld];

    if outgoing_value[2:0] == '101' then //in_progress token
        outgoing_pointer[63:3] = outgoing_value[63:3] - 1;
        outgoing_pointer[2:0] = '000';
        outgoing_value = outgoing_pointer[63:12]: '000000000001';
        Mem[outgoing_pointer, 8, accdesc_st] = outgoing_value;
        SetCurrentGCSPointer(incoming_pointer + 8);
        GCSSynchronizationBarrier();
    else
        GCSDataCheckException(GCSInstType\_SS2);
    return outgoing_pointer;
```

Library pseudocode for aarch64/functions/gcs/GCSSSTRTrapException

```
// GCSSSTRTrapException()
// =====
// Handle a trap on GCSSSTR instruction condition.

GCSSSTRTrapException(bits(2) target_el)
    constant bits(64) preferred_exception_return = ThisInstrAddr(64);
    constant integer vect_offset = 0x0;

    except = ExceptionSyndrome(Exception\_GCSFail);
    except.syndrome.iss<24> = '0';
    except.syndrome.iss<23:20> = '0010';
    except.syndrome.iss<19:15> = '00000';
    except.syndrome.iss<14:10> = ThisInstr()<9:5>;
    except.syndrome.iss<9:5> = ThisInstr()<4:0>;
    except.syndrome.iss<4:0> = '00000';
    AArch64.TakeException(target_el, except, preferred_exception_return, vect_offset);
```

Library pseudocode for aarch64/functions/gcs/GCSSSynchronizationBarrier

```
// GCSSSynchronizationBarrier()
// =====
// Barrier instruction that synchronizes Guarded Control Stack
// accesses in relation to other load and store accesses

GCSSSynchronizationBarrier();
```

Library pseudocode for aarch64/functions/gcs/GetCurrentEXLOCKEN

```
// GetCurrentEXLOCKEN()
// =====

boolean GetCurrentEXLOCKEN()
    if Halted\(\) || Restarting\(\) then
        return FALSE;

    case PSTATE.EL of
        when EL0
            Unreachable();
        when EL1
            return GCSCR_EL1.EXLOCKEN == '1';
        when EL2
            return GCSCR_EL2.EXLOCKEN == '1';
        when EL3
            return GCSCR_EL3.EXLOCKEN == '1';
```

Library pseudocode for aarch64/functions/gcs/GetCurrentGCSPtr

```
// GetCurrentGCSPtr()
// =====
// Returns the value of the current Guarded control stack
// pointer register.

bits(64) GetCurrentGCSPtr()
    bits(64) ptr;

    case PSTATE.EL of
        when EL0
            ptr = GCSPR_EL0.PTR:'000';
        when EL1
            ptr = GCSPR_EL1.PTR:'000';
        when EL2
            ptr = GCSPR_EL2.PTR:'000';
        when EL3
            ptr = GCSPR_EL3.PTR:'000';
    return ptr;
```

Library pseudocode for aarch64/functions/gcs/LoadCheckGCSRecord

```
// LoadCheckGCSRecord()
// =====
// Validates the provided address against the top entry of the
// current Guarded control stack.

bits(64) LoadCheckGCSRecord(bits(64) vaddress, GCSInstruction gcsinst_type)
    bits(64) ptr;
    bits(64) recorded_va;
    constant boolean privileged = PSTATE.EL != EL0;
    constant AccessDescriptor accdesc = CreateAccDescGCS(MemOp\_LOAD, privileged);

    ptr = GetCurrentGCSPtr();
    recorded_va = Mem[ptr, 8, accdesc];
    if GCSReturnValueCheckEnabled(PSTATE.EL) && (recorded_va != vaddress) then
        GCSDDataCheckException(gcsinst_type);

    return recorded_va;
```

Library pseudocode for aarch64/functions/gcs/SetCurrentGCSPtr

```
// SetCurrentGCSPtr()
// =====
// Writes a value to the current Guarded control stack pointer register.

SetCurrentGCSPtr(bits(64) ptr)
  case PSTATE.EL of
    when EL0
      GCSPR_EL0.PTR = ptr<63:3>;
    when EL1
      GCSPR_EL1.PTR = ptr<63:3>;
    when EL2
      GCSPR_EL2.PTR = ptr<63:3>;
    when EL3
      GCSPR_EL3.PTR = ptr<63:3>;
  return;
```

Library pseudocode for aarch64/functions/hacdb/HACDBS_ERR_REASON_IPAF

```
constant bits(2) HACDBS_ERR_REASON_IPAF = '10';
```

Library pseudocode for aarch64/functions/hacdb/HACDBS_ERR_REASON_IPHACF

```
constant bits(2) HACDBS_ERR_REASON_IPHACF = '11';
```

Library pseudocode for aarch64/functions/hacdb/HACDBS_ERR_REASON_STRUCTF

```
constant bits(2) HACDBS_ERR_REASON_STRUCTF = '01';
```

Library pseudocode for aarch64/functions/hacdb/IsHACDBSIRQAsserted

```
// IsHACDBSIRQAsserted()
// =====
// Returns TRUE if HACDBSIRQ is asserted, and FALSE otherwise.

boolean IsHACDBSIRQAsserted();
```



```

// ProcessHACDBSEntry()
// =====
// Process a single entry entry from the HACDBS.

ProcessHACDBSEntry()
    if !IsFeatureImplemented(FEAT_HACDBS) then return;

    if (HaveEL(EL3) && SCR_EL3.HACDBSEn == '0') || HACDBSBR_EL2.EN == '0' then
        SetInterruptRequestLevel(InterruptID_HACDBSIRQ, LOW);
        return;

    if HCR_EL2.VM == '0' then return;

    if (UInt(HACDBSCONS_EL2.INDEX) >= (2 ^ (UInt(HACDBSBR_EL2.SZ) + 12)) DIV 8 ||
        HACDBSCONS_EL2.ERR_REASON != '00') then
        SetInterruptRequestLevel(InterruptID_HACDBSIRQ, HIGH);
        return;
    elseif IsHACDBSIRQAsserted() then
        SetInterruptRequestLevel(InterruptID_HACDBSIRQ, LOW);

    constant integer hacdbbs_size = UInt(HACDBSBR_EL2.SZ);
    bits(56) baddr = HACDBSBR_EL2.BADDR : Zeros(12);
    baddr<11 + hacdbbs_size : 12> = Zeros(hacdbbs_size);

    AccessDescriptor accdesc = CreateAccDescHACDBS();

    AddressDescriptor addrdesc;
    addrdesc.paddress.address = baddr + (8 * UInt(HACDBSCONS_EL2.INDEX));
    constant bit nse2 = '0'; // NSE2 has the Effective value of 0 within a PE.
    addrdesc.paddress.paspace = DecodePASpace(nse2, EffectiveSCR_EL3_NSE(), EffectiveSCR_EL3_NS());

    // Accesses to the HACDBS use the same memory attributes as used for stage 2 translation walks.
    addrdesc.memattrs = WalkMemAttrs(VTCR_EL2.SH0, VTCR_EL2.IRGN0, VTCR_EL2.ORGNO);
    constant bit emec = (if IsFeatureImplemented(FEAT_MEC) &&
        IsSCTLR2EL2Enabled() then SCTLR2_EL2.EMEC else '0');
    addrdesc.mecid = AArch64.S2TTWalkMECID(emec, accdesc.ss);

    FaultRecord fault = NoFault(accdesc);

    if IsFeatureImplemented(FEAT_RME) then
        fault.gpcf = GranuleProtectionCheck(addrdesc, accdesc);

        if fault.gpcf.gpf != GPCF_None then
            HACDBSCONS_EL2.ERR_REASON = HACDBS_ERR_REASON_STRUCTF;
            return;

    PhysMemRetStatus memstatus;
    bits(64) hacdbbs_entry;
    (memstatus, hacdbbs_entry) = PhysMemRead(addrdesc, 8, accdesc);

    if IsFault(memstatus) then
        HACDBSCONS_EL2.ERR_REASON = HACDBS_ERR_REASON_STRUCTF;
        return;

    if BigEndian(accdesc.acctype) then
        hacdbbs_entry = BigEndianReverse(hacdbbs_entry);

    // If the Valid field is clear, do not perform any cleaning operation
    // and increment HACDBSCONS_EL2.INDEX.
    if hacdbbs_entry<0> == '0' then
        HACDBSCONS_EL2.INDEX = HACDBSCONS_EL2.INDEX + 1;
        return;

    accdesc = CreateAccDescTTEUpdate(accdesc);
    AddressDescriptor ipa;
    ipa.paddress.address = hacdbbs_entry<55:12> : Zeros(12);

    constant bit nsipa = hacdbbs_entry<11>;
    constant PASpace paspace = DecodePASpace(nse2, EffectiveSCR_EL3_NSE(), EffectiveSCR_EL3_NS());
    ipa.paddress.paspace = (if accdesc.ss == SS_Secure && nsipa == '1' then PAS_NonSecure

```

```

else paspace);

constant boolean slaarch64 = TRUE;
constant S2TTWParams walkparams = AArch64.GetS2TTWParams(accdesc.ss, ipa.paddress.paspace,
                                                    slaarch64);

AddressDescriptor descpaddr;
TTWState walkstate;
bits(128) descriptor;
if walkparams.d128 == '1' then
    (fault, descpaddr, walkstate, descriptor) = AArch64.S2Walk(fault, ipa, walkparams,
                                                            accdesc, 128);
else
    (fault, descpaddr, walkstate, descriptor<63:0>) = AArch64.S2Walk(fault, ipa, walkparams,
                                                            accdesc, 64);

// If the Access flag on the Block or Page descriptor is set to 0, this does not generate
// an Access flag fault and the PE can still perform the cleaning operation on that descriptor.
if fault.statuscode == Fault AccessFlag then
    fault.statuscode = Fault None;
elsif fault.statuscode != Fault None then
    HACDBSCONS_EL2.ERR_REASON = HACDBS\_ERR\_REASON\_IPAF;
    return;

constant integer hacdbcs_level = SInt(hacdbcs_entry<3:1>);
if walkstate.level != hacdbcs_level || walkstate.contiguous == '1' then
    HACDBSCONS_EL2.ERR_REASON = HACDBS\_ERR\_REASON\_IPHACF;
    return;

// For the purpose of cleaning HACDBS entries, it is not required that HW update of dirty bit
// is enabled for a descriptor to be qualified as writeable-clean or writeable-dirty.

// Check if the descriptor is neither writeable-clean nor writeable-dirty.
if walkparams.s2pie == '1' then
    constant S2AccessControls perms = AArch64.S2ComputePermissions(walkstate.permissions,
                                                                    walkparams, accdesc);

    if perms.w == '0' && perms.w_mmu == '0' then
        HACDBSCONS_EL2.ERR_REASON = HACDBS\_ERR\_REASON\_IPHACF;
        return;

// If DBM is 0, the descriptor is not writeable-clean or writeable-dirty.
elsif descriptor<51> == '0' then
    HACDBSCONS_EL2.ERR_REASON = HACDBS\_ERR\_REASON\_IPHACF;
    return;

// If the descriptor is writeable-clean, do not perform any cleaning
// operation and increment HACDBSCONS_EL2.INDEX.
if descriptor<7> == '0' then
    HACDBSCONS_EL2.INDEX = HACDBSCONS_EL2.INDEX + 1;
    return;

bits(128) new_descriptor = descriptor;
new_descriptor<7> = '0';

constant AccessDescriptor descaccess = CreateAccDescTTEUpdate(accdesc);
if walkparams.d128 == '1' then
    (fault, -) = AArch64.MemSwapTableDesc(fault, descriptor, new_descriptor, walkparams.ee,
                                           descaccess, descpaddr, 128);
else
    (fault, -) = AArch64.MemSwapTableDesc(fault, descriptor<63:0>, new_descriptor<63:0>,
                                           walkparams.ee, descaccess, descpaddr, 64);

if fault.statuscode != Fault None then
    HACDBSCONS_EL2.ERR_REASON = HACDBS\_ERR\_REASON\_IPAF;
else
    HACDBSCONS_EL2.INDEX = HACDBSCONS_EL2.INDEX + 1;

return;

```



```

// AArch64.IC()
// =====
// Perform Instruction Cache Operation.

AArch64.IC(CacheOpScope opscope)
    regval = bits(64) UNKNOWN;
    AArch64.IC(regval, opscope);

// AArch64.IC()
// =====
// Perform Instruction Cache Operation.

AArch64.IC(bits(64) regval, CacheOpScope opscope)
    CacheRecord cache;

    cache.acctype = AccessType_IC;
    cache.cachetype = CacheType_Instruction;
    cache.cacheop = CacheOp_Invalidate;
    cache.opscope = opscope;

    if opscope IN {CacheOpScope_ALLU, CacheOpScope_ALLUIS} then
        ss = SecurityStateAtEL(PSTATE.EL);
        cache.cpas = CPASAtSecurityState(ss);
        if opscope == CacheOpScope_ALLUIS then
            cache.shareability = Shareability_ISH;
        else
            cache.shareability = Shareability_NSH;
        cache.regval = regval;
        CACHE_OP(cache);
    else
        assert opscope == CacheOpScope_PoU;

        if EL2Enabled() && !IsInHost() then
            if PSTATE.EL IN {EL0, EL1} then
                cache.is_vmid_valid = TRUE;
                cache.vmid = VMID[];
            else
                cache.is_vmid_valid = FALSE;
        else
            cache.is_vmid_valid = FALSE;

        if PSTATE.EL == EL0 then
            cache.is_asid_valid = TRUE;
            cache.asid = ASID[];
        else
            cache.is_asid_valid = FALSE;

        constant bits(64) vaddress = regval;
        constant boolean need_translate = ICInstNeedsTranslation(opscope);

        cache.vaddress = regval;
        cache.shareability = Shareability_NSH;
        cache.translated = need_translate;

        if !need_translate then
            cache.paddress = FullAddress UNKNOWN;
            CACHE_OP(cache);
            return;

        constant AccessDescriptor accdesc = CreateAccDescIC(cache);
        constant boolean aligned = TRUE;
        constant integer size = 0;
        AddressDescriptor memaddrdesc = AArch64.TranslateAddress(vaddress, accdesc, aligned, size);

        if IsFault(memaddrdesc) then
            memaddrdesc.fault.vaddress = regval;
            AArch64.Abort(memaddrdesc.fault);

        cache.cpas = CPASAtPAS(memaddrdesc.paddress.paspace);
        cache.paddress = memaddrdesc.paddress;

```

```

    CACHE\_OP(cache);
return;

```

Library pseudocode for aarch64/functions/immediateop/ImmediateOp

```

// ImmediateOp
// =====
// Vector logical immediate instruction types.

enumeration ImmediateOp {ImmediateOp_MOVI, ImmediateOp_MVNI,
    ImmediateOp_ORR, ImmediateOp_BIC};

```

Library pseudocode for aarch64/functions/logicalop/LogicalOp

```

// LogicalOp
// =====
// Logical instruction types.

enumeration LogicalOp {LogicalOp_AND, LogicalOp_EOR, LogicalOp_ORR};

```

Library pseudocode for aarch64/functions/mec/AArch64.S1AMECFault

```

// AArch64.S1AMECFault()
// =====
// Returns TRUE if a Translation fault should occur for Realm EL2 and Realm EL2&0
// stage 1 translated addresses to Realm PA space.

boolean AArch64.S1AMECFault(S1TTWParams walkparams, PASpace paspace, Regime regime,
    bits(N) descriptor)
{
    assert N IN {64,128};
    constant bit descriptor_amec = (if walkparams.d128 == '1' then descriptor<108>
        else descriptor<63>);

    return (walkparams.<emec,amec> == '10' &&
        regime IN {Regime\_EL2, Regime\_EL20} &&
        paspace == PAS Realm &&
        descriptor_amec == '1');
}

```

Library pseudocode for aarch64/functions/mec/AArch64.S1DisabledOutputMECID

```

// AArch64.S1DisabledOutputMECID()
// =====
// Returns the output MECID when stage 1 address translation is disabled.

bits(16) AArch64.S1DisabledOutputMECID(S1TTWParams walkparams, Regime regime, PASpace paspace)
{
    if walkparams.emec == '0' then
        return DEFAULT MECID;

    if ! regime IN {Regime\_EL2, Regime\_EL20, Regime\_EL10} then
        return DEFAULT MECID;

    if paspace != PAS Realm then
        return DEFAULT MECID;

    if regime == Regime\_EL10 then
        return VMECID_P_EL2.MECID;
    else
        return MECID_P0_EL2.MECID;
}

```

Library pseudocode for aarch64/functions/mec/AArch64.S1OutputMECID

```
// AArch64.S1OutputMECID()
// =====
// Returns the output MECID when stage 1 address translation is enabled.

bits(16) AArch64.S1OutputMECID(S1TTWParams walkparams, Regime regime, VARange varange,
                                PASpace paspace, bits(N) descriptor)

    assert N IN {64,128};

    if walkparams.emec == '0' then
        return DEFAULT_MECID;

    if paspace != PAS_Realm then
        return DEFAULT_MECID;

    constant bit descriptor_amec = (if walkparams.d128 == '1' then descriptor<108>
                                    else descriptor<63>);

    case regime of
        when Regime_EL3
            return MECID_RL_A_EL3.MECID;
        when Regime_EL2
            if descriptor_amec == '0' then
                return MECID_P0_EL2.MECID;
            else
                return MECID_A0_EL2.MECID;
        when Regime_EL20
            if varange == VARange_LOWER then
                if descriptor_amec == '0' then
                    return MECID_P0_EL2.MECID;
                else
                    return MECID_A0_EL2.MECID;
            else
                if descriptor_amec == '0' then
                    return MECID_P1_EL2.MECID;
                else
                    return MECID_A1_EL2.MECID;
        when Regime_EL10
            return VMECID_P_EL2.MECID;
```

Library pseudocode for aarch64/functions/mec/AArch64.S1TTWalkMECID

```
// AArch64.S1TTWalkMECID()
// =====
// Returns the associated MECID for the stage 1 translation table walk of the given
// translation regime and Security state.

bits(16) AArch64.S1TTWalkMECID(bit emec, Regime regime, SecurityState ss)

    if emec == '0' then
        return DEFAULT_MECID;

    if ss != SS_Realm then
        return DEFAULT_MECID;

    case regime of
        when Regime_EL2
            return MECID_P0_EL2.MECID;
        when Regime_EL20
            if TCR_EL2.A1 == '0' then
                return MECID_P1_EL2.MECID;
            else
                return MECID_P0_EL2.MECID;
        // Stage 2 translation for a stage 1 walk might later override the
        // MECID according to AMEC configuration.
        when Regime_EL10
            return VMECID_P_EL2.MECID;
        otherwise
            Unreachable();
```

Library pseudocode for aarch64/functions/mec/AArch64.S2OutputMECID

```
// AArch64.S2OutputMECID()
// =====
// Returns the output MECID for stage 2 address translation.

bits(16) AArch64.S2OutputMECID(S2TTWParams walkparams, PASpace paspace, bits(N) descriptor)
    assert N IN {64,128};

    if walkparams.emec == '0' then
        return DEFAULT\_MECID;

    if paspace != PAS\_Realm then
        return DEFAULT\_MECID;

    constant bit descriptor_amec = (if walkparams.d128 == '1' then descriptor<108>
                                    else descriptor<63>);

    if descriptor_amec == '0' then
        return VMECID_P_EL2.MECID;
    else
        return VMECID_A_EL2.MECID;
```

Library pseudocode for aarch64/functions/mec/AArch64.S2TTWalkMECID

```
// AArch64.S2TTWalkMECID()
// =====
// Returns the associated MECID for the stage 2 translation table walk of the
// given Security state.

bits(16) AArch64.S2TTWalkMECID(bit emec, SecurityState ss)
    if emec == '0' then
        return DEFAULT\_MECID;

    if ss != SS\_Realm then
        return DEFAULT\_MECID;

    //Stage 2 translation might later override the MECID according to AMEC configuration
    return VMECID_P_EL2.MECID;
```

Library pseudocode for aarch64/functions/mec/DEFAULT_MECID

```
constant bits(16) DEFAULT_MECID = Zeros(16);
```

Library pseudocode for aarch64/functions/memory/AArch64.AccessIsTagChecked

```
// AArch64.AccessIsTagChecked()
// =====
// TRUE if a given access is tag-checked, FALSE otherwise.

boolean AArch64.AccessIsTagChecked(bits(64) vaddr, AccessDescriptor accdesc)
    assert accdesc.tagchecked;

    if UsingAArch32() then
        return FALSE;

    if !AArch64.AllocationTagAccessIsEnabled(accdesc.el) then
        return FALSE;

    if PSTATE.TCO == '1' then
        return FALSE;

    if (Halted() && EDSCR.MA == '1' &&
        ConstrainUnpredictableBool(Unpredictable\_NODTRTAGCHK)) then
        return FALSE;

    if (IsFeatureImplemented(FEAT_MTE_STORE_ONLY) && !accdesc.write &&
        StoreOnlyTagCheckingEnabled(accdesc.el)) then
        return FALSE;

    constant boolean is_instr = FALSE;
    if (EffectiveMTX(vaddr, is_instr, PSTATE.EL) == '0' &&
        EffectiveTBI(vaddr, is_instr, PSTATE.EL) == '0') then
        return FALSE;

    if (EffectiveTCMA(vaddr, PSTATE.EL) == '1' &&
        (vaddr<59:55> == '00000' || vaddr<59:55> == '11111')) then
        return FALSE;

    return TRUE;
```

Library pseudocode for aarch64/functions/memory/AArch64.AddressWithAllocationTag

```
// AArch64.AddressWithAllocationTag()
// =====
// Generate a 64-bit value containing a Logical Address Tag from a 64-bit
// virtual address and an Allocation Tag.
// If the extension is disabled, treats the Allocation Tag as '0000'.

bits(64) AArch64.AddressWithAllocationTag(bits(64) address, bits(4) allocation_tag)
    bits(64) result = address;
    bits(4) tag;
    if AArch64.AllocationTagAccessIsEnabled(PSTATE.EL) then
        tag = allocation_tag;
    else
        tag = '0000';
    result<59:56> = tag;
    return result;
```

Library pseudocode for aarch64/functions/memory/AArch64.AllocationTagCheck

```
// AArch64.AllocationTagCheck()
// =====
// Performs an Allocation Tag Check operation for a memory access and
// returns whether the check passed.

boolean AArch64.AllocationTagCheck(AddressDescriptor memaddrdesc, AccessDescriptor accdesc,
                                   bits(4) ltag)
    if memaddrdesc.memattrs.tags == MemTag\_AllocationTagged then
        (memstatus, readtag) = PhysMemTagRead(memaddrdesc, accdesc);
        if IsFault(memstatus) then
            HandleExternalReadAbort(memstatus, memaddrdesc, 1, accdesc);

        return ltag == readtag;
    else
        return TRUE;
```

Library pseudocode for aarch64/functions/memory/AArch64.AllocationTagFromAddress

```
// AArch64.AllocationTagFromAddress()
// =====
// Generate an Allocation Tag from a 64-bit value containing a Logical Address Tag.

bits(4) AArch64.AllocationTagFromAddress(bits(64) tagged_address)
    return tagged_address<59:56>;
```

Library pseudocode for aarch64/functions/memory/AArch64.CanonicalTagCheck

```
// AArch64.CanonicalTagCheck()
// =====
// Performs a Canonical Tag Check operation for a memory access and
// returns whether the check passed.

boolean AArch64.CanonicalTagCheck(AddressDescriptor memaddrdesc, bits(4) ltag)
    expected_tag = if memaddrdesc.vaddress<55> == '0' then '0000' else '1111';
    return ltag == expected_tag;
```

Library pseudocode for aarch64/functions/memory/AArch64.CheckTag

```
// AArch64.CheckTag()
// =====
// Performs a Tag Check operation for a memory access and returns
// whether the check passed

boolean AArch64.CheckTag(AddressDescriptor memaddrdesc, AccessDescriptor accdesc, bits(4) ltag)
    if memaddrdesc.memattrs.tags == MemTag\_AllocationTagged then
        return AArch64.AllocationTagCheck(memaddrdesc, accdesc, ltag);
    elsif memaddrdesc.memattrs.tags == MemTag\_CanonicalTagged then
        return AArch64.CanonicalTagCheck(memaddrdesc, ltag);
    else
        return TRUE;
```

Library pseudocode for aarch64/functions/memory/AArch64.IsUnprivAccessPriv

```
// AArch64.IsUnprivAccessPriv()
// =====
// Returns TRUE if an unprivileged access is privileged, and FALSE otherwise.

boolean AArch64.IsUnprivAccessPriv()
    boolean privileged;

    case PSTATE.EL of
        when EL0
            privileged = FALSE;
        when EL1 privileged = EffectiveHCR\_EL2\_NVx\(\)<1:0> == '11';
        when EL2 privileged = !ELIsInHost(EL0);
        when EL3
            privileged = TRUE;

    if IsFeatureImplemented(FEAT_UAO) && PSTATE.UAO == '1' then
        privileged = PSTATE.EL != EL0;

    return privileged;
```

Library pseudocode for aarch64/functions/memory/AArch64.LogicalAddressTag

```
// AArch64.LogicalAddressTag()
// =====
// Extract the Logical Address Tag from an address

bits(4) AArch64.LogicalAddressTag(bits(64) vaddr)
    return vaddr<59:56>;
```

Library pseudocode for aarch64/functions/memory/AArch64.MemSingle

```
// AArch64.MemSingle[] - non-assignment (read) form
// =====
// Perform an atomic, little-endian read of 'size' bytes.

bits(size*8) AArch64.MemSingle[bits(64) address, integer size,
                                AccessDescriptor accdesc, boolean aligned]
    bits(size*8) value;
    AddressDescriptor memaddrdesc;
    PhysMemRetStatus memstatus;

    (value, memaddrdesc, memstatus) = AArch64.MemSingleRead(address, size, accdesc, aligned);

    // Check for a fault from translation or the output of translation.
    if IsFault(memaddrdesc) then
        AArch64.Abort(memaddrdesc.fault);

    // Check for external aborts.
    if IsFault(memstatus) then
        HandleExternalAbort(memstatus, accdesc.write, memaddrdesc, size, accdesc);

    return value;

// AArch64.MemSingle[] - assignment (write) form
// =====
// Perform an atomic, little-endian write of 'size' bytes.

AArch64.MemSingle[bits(64) address, integer size, AccessDescriptor accdesc,
                  boolean aligned] = bits(size*8) value
    AddressDescriptor memaddrdesc;
    PhysMemRetStatus memstatus;

    (memaddrdesc, memstatus) = AArch64.MemSingleWrite(address, size, accdesc, aligned, value);

    // Check for a fault from translation or the output of translation.
    if IsFault(memaddrdesc) then
        AArch64.Abort(memaddrdesc.fault);

    // Check for external aborts.
    if IsFault(memstatus) then
        HandleExternalWriteAbort(memstatus, memaddrdesc, size, accdesc);

    return;
```



```

// AArch64.MemSingleRead()
// =====
// Perform an atomic, little-endian read of 'size' bytes.

(bits(size*8), AddressDescriptor, PhysMemRetStatus) AArch64.MemSingleRead(bits(64) address,
    integer size,
    AccessDescriptor accdesc_in,
    boolean aligned)
assert size IN {1, 2, 4, 8, 16, 32};
bits(size*8) value = bits(size*8) UNKNOWN;
PhysMemRetStatus memstatus = PhysMemRetStatus UNKNOWN;
AccessDescriptor accdesc = accdesc_in;
if IsFeatureImplemented(FEAT_LSE2) then
    constant integer quantity = MemSingleGranule();
    assert ((IsFeatureImplemented(FEAT_LS64WB) &&
        size == 32 && accdesc.acctype == AccessType\_ASIMD) ||
        AllInAlignedQuantity(address, size, quantity));
else
    assert IsAligned(address, size);

// If the instruction encoding permits tag checking, confer with system register configuration
// which may override this.
if IsFeatureImplemented(FEAT_MTE2) && accdesc.tagchecked then
    accdesc.tagchecked = AArch64.AccessIsTagChecked(address, accdesc);

AddressDescriptor memaddrdesc;
memaddrdesc = AArch64.TranslateAddress(address, accdesc, aligned, size);

// Check for aborts or debug exceptions
if IsFault(memaddrdesc) then
    return (value, memaddrdesc, memstatus);

// Memory array access
if IsFeatureImplemented(FEAT_TME) then
    if accdesc.transactional && !MemHasTransactionalAccess(memaddrdesc.memattrs) then
        FailTransaction(TMFailure\_IMP, FALSE);

if IsFeatureImplemented(FEAT_MTE2) && accdesc.tagchecked then
    constant bits(4) ltag = AArch64.LogicalAddressTag(address);
    if !AArch64.CheckTag(memaddrdesc, accdesc, ltag) then
        constant TCFType tcf = AArch64.EffectiveTCF(accdesc.el, accdesc.read);
        case tcf of
            when TCFType\_Ignore
                // Tag Check Faults have no effect on the PE.
            when TCFType\_Sync
                memaddrdesc.fault.statuscode = Fault\_TagCheck;
                memaddrdesc.fault.vaddress = address;
                return (value, memaddrdesc, memstatus);
            when TCFType\_Async
                AArch64.ReportTagCheckFault(accdesc.el, address<55>);

if SPESampleInFlight then
    constant boolean is_load = TRUE;
    SPESampleLoadStore(is_load, accdesc, memaddrdesc);

boolean atomic;
if IsWBShareable(memaddrdesc.memattrs) then
    atomic = TRUE;
elseif accdesc.exclusive then
    atomic = TRUE;
elseif aligned then
    atomic = !accdesc.ispair;
else
    // Misaligned accesses within MemSingleGranule() byte aligned memory but
    // not Normal Cacheable Writeback are Atomic
    atomic = boolean IMPLEMENTATION_DEFINED "FEAT_LSE2: access is atomic";

if atomic then
    (memstatus, value) = PhysMemRead(memaddrdesc, size, accdesc);
    if IsFault(memstatus) then

```

```

        return (value, memaddrdesc, memstatus);

elseif accdesc.acctype == AccessType ASIMD && size == 32 && accdesc.ispair then
    // A 32 byte LDP (SIMD&FP) that does not target Normal Inner Write-Back, Outer
    // Write-Back cacheable, Shareable memory is treated as four 8 byte atomic accesses.
    // As this access was not split in Mem[], it must be aligned to 32 bytes.
    assert IsAligned(address, 32);
    accdesc.ispair = FALSE;
    for i = 0 to 3
        (memstatus, value<i*64+:64>) = PhysMemRead(memaddrdesc, 8, accdesc);
        if IsFault(memstatus) then
            return (value, memaddrdesc, memstatus);
        memaddrdesc.paddress.address = memaddrdesc.paddress.address + 8;

elseif aligned && accdesc.ispair then
    assert size IN {8, 16};
    constant integer halfsize = size DIV 2;
    bits(halfsize * 8) lowhalf, highhalf;
    (memstatus, lowhalf) = PhysMemRead(memaddrdesc, halfsize, accdesc);
    if IsFault(memstatus) then
        return (value, memaddrdesc, memstatus);

    memaddrdesc.paddress.address = memaddrdesc.paddress.address + halfsize;
    (memstatus, highhalf) = PhysMemRead(memaddrdesc, halfsize, accdesc);
    if IsFault(memstatus) then
        return (value, memaddrdesc, memstatus);
    value = highhalf:lowhalf;

else
    for i = 0 to size-1
        (memstatus, Elem[value, i, 8]) = PhysMemRead(memaddrdesc, 1, accdesc);
        if IsFault(memstatus) then
            return (value, memaddrdesc, memstatus);

        memaddrdesc.paddress.address = memaddrdesc.paddress.address + 1;

return (value, memaddrdesc, memstatus);

```



```

// AArch64.MemSingleWrite()
// =====
// Perform an atomic, little-endian write of 'size' bytes.

(AddressDescriptor, PhysMemRetStatus) AArch64.MemSingleWrite(bits(64) address,
                                                             integer size,
                                                             AccessDescriptor accdesc_in,
                                                             boolean aligned, bits(size*8) value)

assert size IN {1, 2, 4, 8, 16, 32};
AccessDescriptor accdesc = accdesc_in;
if IsFeatureImplemented(FEAT_LSE2) then
    constant integer quantity = MemSingleGranule();
    assert ((IsFeatureImplemented(FEAT_LS64WB) &&
             size == 32 && accdesc.acctype == AccessType\_ASIMD) ||
            AllInAlignedQuantity(address, size, quantity));
else
    assert IsAligned(address, size);

// If the instruction encoding permits tag checking, confer with system register configuration
// which may override this.
if IsFeatureImplemented(FEAT_MTE2) && accdesc.tagchecked then
    accdesc.tagchecked = AArch64.AccessIsTagChecked(address, accdesc);

AddressDescriptor memaddrdesc;
PhysMemRetStatus memstatus = PhysMemRetStatus UNKNOWN;
memaddrdesc = AArch64.TranslateAddress(address, accdesc, aligned, size);

// Check for aborts or debug exceptions
if IsFault(memaddrdesc) then
    return (memaddrdesc, memstatus);

// Effect on exclusives
if memaddrdesc.memattrs.shareability != Shareability\_NSH then
    ClearExclusiveByAddress(memaddrdesc.paddress, ProcessorID(), size);

if IsFeatureImplemented(FEAT_TME) then
    if accdesc.transactional && !MemHasTransactionalAccess(memaddrdesc.memattrs) then
        FailTransaction(TMFailure\_IMP, FALSE);

if IsFeatureImplemented(FEAT_MTE2) && accdesc.tagchecked then
    constant bits(4) ltag = AArch64.LogicalAddressTag(address);
    if !AArch64.CheckTag(memaddrdesc, accdesc, ltag) then
        constant TCFType tcf = AArch64.EffectiveTCF(accdesc.el, accdesc.read);
        case tcf of
            when TCFType\_Ignore
                // Tag Check Faults have no effect on the PE.
            when TCFType\_Sync
                memaddrdesc.fault.statuscode = Fault\_TagCheck;
                memaddrdesc.fault.vaddress = address;
                return (memaddrdesc, memstatus);
            when TCFType\_Async
                AArch64.ReportTagCheckFault(accdesc.el, address<55>);

if SPESampleInFlight then
    constant boolean is_load = FALSE;
    SPESampleLoadStore(is_load, accdesc, memaddrdesc);

boolean atomic;
if IsWBShareable(memaddrdesc.memattrs) then
    atomic = TRUE;
elseif accdesc.exclusive then
    atomic = TRUE;
elseif aligned then
    atomic = !accdesc.ispair;
else
    // Misaligned accesses within MemSingleGranule() byte aligned memory but
    // not Normal Cacheable Writeback are Atomic
    atomic = boolean IMPLEMENTATION_DEFINED "FEAT_LSE2: access is atomic";
if atomic then
    memstatus = PhysMemWrite(memaddrdesc, size, accdesc, value);

```

```

    if IsFault(memstatus) then
        return (memaddrdesc, memstatus);

elseif accdesc.acctype == AccessType ASIMD && size == 32 && accdesc.ispair then
    // A 32 byte STP (SIMD&FP) that does not target Normal Inner Write-Back, Outer
    // Write-Back cacheable, Shareable memory is treated as four 8 byte atomic accesses.
    // As this access was not split in Mem[], it must be aligned to 32 bytes.
    assert IsAligned(address, 32);
    accdesc.ispair = FALSE;
    for i = 0 to 3
        memstatus = PhysMemWrite(memaddrdesc, 8, accdesc, value<64*i+:64>);
        if IsFault(memstatus) then
            return (memaddrdesc, memstatus);
        memaddrdesc.paddress.address = memaddrdesc.paddress.address + 8;

elseif aligned && accdesc.ispair then
    assert size IN {8, 16};
    constant integer halfsize = size DIV 2;
    bits(halfsize*8) lowhalf, highhalf;
    (highhalf, lowhalf) = (value<halfsize*8+:halfsize*8>, value<0+:halfsize*8>);

    memstatus = PhysMemWrite(memaddrdesc, halfsize, accdesc, lowhalf);
    if IsFault(memstatus) then
        return (memaddrdesc, memstatus);

    memaddrdesc.paddress.address = memaddrdesc.paddress.address + halfsize;
    memstatus = PhysMemWrite(memaddrdesc, halfsize, accdesc, highhalf);
    if IsFault(memstatus) then
        return (memaddrdesc, memstatus);

else
    for i = 0 to size-1
        memstatus = PhysMemWrite(memaddrdesc, 1, accdesc, Elem[value, i, 8]);
        if IsFault(memstatus) then
            return (memaddrdesc, memstatus);
        memaddrdesc.paddress.address = memaddrdesc.paddress.address + 1;

return (memaddrdesc, memstatus);

```

Library pseudocode for aarch64/functions/memory/AArch64.MemTag

```
// AArch64.MemTag[] - non-assignment (read) form
// =====
// Load an Allocation Tag from memory.

bits(4) AArch64.MemTag[bits(64) address, AccessDescriptor accdesc_in]
    assert accdesc_in.tagaccess && !accdesc_in.tagchecked;

    AddressDescriptor memaddrdesc;
    AccessDescriptor accdesc = accdesc_in;

    constant boolean aligned = TRUE;

    accdesc.tagaccess = AArch64.AllocationTagAccessIsEnabled(accdesc.el);

    memaddrdesc = AArch64.TranslateAddress(address, accdesc, aligned, TAG\_GRANULE);

    // Check for aborts or debug exceptions
    if IsFault(memaddrdesc) then
        AArch64.Abort(memaddrdesc.fault);

    // Return the granule tag if tagging is enabled.
    if accdesc.tagaccess && memaddrdesc.memattrs.tags == MemTag\_AllocationTagged then
        (memstatus, tag) = PhysMemTagRead(memaddrdesc, accdesc);
        if IsFault(memstatus) then
            HandleExternalReadAbort(memstatus, memaddrdesc, 1, accdesc);
        return tag;
    elseif (IsFeatureImplemented(FEAT_MTE_CANONICAL_TAGS) &&
            accdesc.tagaccess &&
            memaddrdesc.memattrs.tags == MemTag\_CanonicallyTagged) then
        return if address<55> == '0' then '0000' else '1111';
    else
        // otherwise read tag as zero.
        return '0000';

// AArch64.MemTag[] - assignment (write) form
// =====
// Store an Allocation Tag to memory.

AArch64.MemTag[bits(64) address, AccessDescriptor accdesc_in] = bits(4) value
    assert accdesc_in.tagaccess && !accdesc_in.tagchecked;

    AddressDescriptor memaddrdesc;
    AccessDescriptor accdesc = accdesc_in;

    constant boolean aligned = IsAligned(address, TAG\_GRANULE);

    // Stores of allocation tags must be aligned
    if !aligned then
        constant FaultRecord fault = AlignmentFault(accdesc, address);
        AArch64.Abort(fault);

    accdesc.tagaccess = AArch64.AllocationTagAccessIsEnabled(accdesc.el);

    memaddrdesc = AArch64.TranslateAddress(address, accdesc, aligned, TAG\_GRANULE);

    // Check for aborts or debug exceptions
    if IsFault(memaddrdesc) then
        AArch64.Abort(memaddrdesc.fault);

    // Memory array access
    if accdesc.tagaccess && memaddrdesc.memattrs.tags == MemTag\_AllocationTagged then
        memstatus = PhysMemTagWrite(memaddrdesc, accdesc, value);
        if IsFault(memstatus) then
            HandleExternalWriteAbort(memstatus, memaddrdesc, 1, accdesc);
```

Library pseudocode for aarch64/functions/memory/AArch64.UnalignedAccessFaults

```
// AArch64.UnalignedAccessFaults()
// =====
// Determine whether the unaligned access generates an Alignment fault

boolean AArch64.UnalignedAccessFaults(AccessDescriptor accdesc, bits(64) address, integer size)
    if AlignmentEnforced() then
        return TRUE;
    elseif accdesc.acctype == AccessType\_GCS then
        return TRUE;
    elseif accdesc.rcw then
        return TRUE;
    elseif accdesc.ls64 then
        return TRUE;
    elseif (accdesc.exclusive || accdesc.atomicop) then
        constant integer quantity = MemSingleGranule();
        return (!IsFeatureImplemented(FEAT_LSE2) ||
                !AllInAlignedQuantity(address, size, quantity));
    elseif (accdesc.acqsc || accdesc.acqpc || accdesc.relsc) then
        if IsFeatureImplemented(FEAT_LSE2) then
            return (SCTLR_ELx[].nAA == '0' &&
                    !AllInAlignedQuantity(address, size, 16));
        else
            return TRUE;
    else
        return FALSE;
```

Library pseudocode for aarch64/functions/memory/AddressSupportsLS64

```
// AddressSupportsLS64()
// =====
// Returns TRUE if the 64-byte block following the given address supports the
// LD64B and ST64B instructions, and FALSE otherwise.

boolean AddressSupportsLS64(bits(56) paddress);
```

Library pseudocode for aarch64/functions/memory/AllInAlignedQuantity

```
// AllInAlignedQuantity()
// =====
// Returns TRUE if all accessed bytes are within one aligned quantity, FALSE otherwise.

boolean AllInAlignedQuantity(bits(64) address, integer size, integer alignment)
    return (Align(address+(size-1), alignment) ==
            Align(address, alignment));
```


Library pseudocode for aarch64/functions/memory/CASCompare

```
// CASCompare()
// =====
// Performs a comparison for CAS

(bits(N), boolean, bits(N)) CASCompare(bits(N) oldvalue, bits(N) comparevalue, bits(N) newvalue)
    bits(N) memresult;
    boolean cmpfail;
    bits(N) regresult;

    if oldvalue == comparevalue then
        cmpfail = FALSE;
        memresult = newvalue;
        if ConstrainUnpredictableBool(Unpredictable\_CASRETURNOLDVALUE) then
            regresult = oldvalue;
        else
            regresult = comparevalue;
    else
        cmpfail = TRUE;
        memresult = oldvalue;
        regresult = oldvalue;

    return (memresult, cmpfail, regresult);
```

Library pseudocode for aarch64/functions/memory/CheckSPAlignment

```
// CheckSPAlignment()
// =====
// Check correct stack pointer alignment for AArch64 state.

CheckSPAlignment()
    constant bits(64) sp = SP[64];
    boolean stack_align_check;
    if PSTATE.EL == EL0 then
        stack_align_check = (SCTLR_ELx[].SA0 != '0');
    else
        stack_align_check = (SCTLR_ELx[].SA != '0');

    if stack_align_check && sp != Align(sp, 16) then
        AArch64.SPAlignmentFault();

    return;
```

Library pseudocode for aarch64/functions/memory/IsConventionalMemory

```
// IsConventionalMemory()
// =====
// Returns TRUE if the memory location is in Conventional memory, and FALSE otherwise.

boolean IsConventionalMemory(AddressDescriptor addrdesc);
```



```

// Mem[] - non-assignment (read) form
// =====
// Perform a read of 'size' bytes. The access byte order is reversed for a big-endian access.
// Instruction fetches would call AArch64.MemSingle directly.

bits(size*8) Mem[bits(64) address, integer size,
    AccessDescriptor accdesc_in]
assert size IN {1, 2, 4, 8, 16, 32};
AccessDescriptor accdesc = accdesc_in;
bits(size * 8) value;
// Check alignment on size of element accessed, not overall access size
constant integer alignment = if accdesc.ispair then size DIV 2 else size;
boolean aligned = IsAligned(address, alignment);
constant integer quantity = MemSingleGranule();

if !aligned && AArch64.UnalignedAccessFaults(accdesc, address, size) then
    constant FaultRecord fault = AlignmentFault(accdesc, address);
    AArch64.Abort(fault);
if accdesc.acctype == AccessType ASIMD && size == 16 && IsAligned(address, 8) then
    // If 128-bit SIMD&FP ordered access are treated as a pair of
    // 64-bit single-copy atomic accesses, then these single copy atomic
    // access can be observed in any order.
    constant integer halfsize = size DIV 2;
    constant bits(64) highaddress = AddressIncrement(address, halfsize, accdesc);
    bits(halfsize * 8) lowhalf, highhalf;
    lowhalf = AArch64.MemSingle[address, halfsize, accdesc, aligned];
    highhalf = AArch64.MemSingle[highaddress, halfsize, accdesc, aligned];
    value = highhalf:lowhalf;
elseif accdesc.acctype == AccessType ASIMD && size == 32 &&
    accdesc.ispair && IsAligned(address, 32)) then
    value = AArch64.MemSingle[address, size, accdesc, aligned];
elseif accdesc.acctype == AccessType ASIMD && size == 32 && IsAligned(address, 8) then
    // If a 32 byte LDP (SIMD&FP) access is not aligned to 32 bytes but aligned to
    // 8 bytes, it is treated as four 8 byte single-copy atomic accesses.
    accdesc.ispair = FALSE;
    aligned = TRUE;
    for i = 0 to 3
        constant bits(64) blockaddress = AddressIncrement(address, i*8, accdesc);
        value<64*i+:64> = AArch64.MemSingle[blockaddress, 8, accdesc, aligned];
elseif (IsFeatureImplemented(FEAT_LSE2) &&
    AllInAlignedQuantity(address, size, quantity)) then
    value = AArch64.MemSingle[address, size, accdesc, aligned];
elseif accdesc.ispair && aligned then
    accdesc.ispair = FALSE;
    constant integer halfsize = size DIV 2;
    constant bits(64) highaddress = AddressIncrement(address, halfsize, accdesc);
    bits(halfsize * 8) lowhalf, highhalf;
    if IsFeatureImplemented(FEAT_LRCPC3) && accdesc.highestaddressfirst then
        highhalf = AArch64.MemSingle[highaddress, halfsize, accdesc, aligned];
        lowhalf = AArch64.MemSingle[address, halfsize, accdesc, aligned];
    else
        lowhalf = AArch64.MemSingle[address, halfsize, accdesc, aligned];
        highhalf = AArch64.MemSingle[highaddress, halfsize, accdesc, aligned];
    value = highhalf:lowhalf;
elseif aligned then
    value = AArch64.MemSingle[address, size, accdesc, aligned];
else
    assert size > 1;
    if IsFeatureImplemented(FEAT_LRCPC3) && accdesc.ispair && accdesc.highestaddressfirst then
        constant integer halfsize = size DIV 2;
        bits(halfsize * 8) lowhalf, highhalf;
        for i = 0 to halfsize-1
            constant bits(64) byteaddress = AddressIncrement(address, halfsize + i, accdesc);
            // Individual byte access can be observed in any order
            Elem[highhalf, i, 8] = AArch64.MemSingle[byteaddress, 1, accdesc, aligned];
        for i = 0 to halfsize-1
            constant bits(64) byteaddress = AddressIncrement(address, i, accdesc);
            // Individual byte access can be observed in any order
            Elem[lowhalf, i, 8] = AArch64.MemSingle[byteaddress, 1, accdesc, aligned];

```

```

        value = highhalf:lowhalf;

else
    value<7:0> = AArch64.MemSingle[address, 1, accdesc, aligned];

    // For subsequent bytes, if they cross to a new translation page which assigns
    // Device memory type, it is CONSTRAINED UNPREDICTABLE whether an unaligned access
    // will generate an Alignment Fault.
    c = ConstrainUnpredictable(Unpredictable\_DEVPAGE2);
    assert c IN {Constraint\_FAULT, Constraint\_NONE};
    if c == Constraint\_NONE then aligned = TRUE;

    for i = 1 to size-1
        constant bits(64) byteaddress = AddressIncrement(address, i, accdesc);
        Elem[value, i, 8] = AArch64.MemSingle[byteaddress, 1, accdesc, aligned];

if BigEndian(accdesc.acctype) then
    value = BigEndianReverse(value);

return value;

// Mem[] - assignment (write) form
// =====
// Perform a write of 'size' bytes. The byte order is reversed for a big-endian access.

Mem[bits(64) address, integer size,
AccessDescriptor accdesc_in] = bits(size*8) value_in
bits(size*8) value = value_in;
AccessDescriptor accdesc = accdesc_in;

// Check alignment on size of element accessed, not overall access size
constant integer alignment = if accdesc.ispair then size DIV 2 else size;
boolean aligned = IsAligned(address, alignment);
constant integer quantity = MemSingleGranule();

if !aligned && AArch64.UnalignedAccessFaults(accdesc, address, size) then
    constant FaultRecord fault = AlignmentFault(accdesc, address);
    AArch64.Abort(fault);

if BigEndian(accdesc.acctype) then
    value = BigEndianReverse(value);
if accdesc.acctype == AccessType\_ASIMD && size == 16 && IsAligned(address, 8) then
    constant integer halfsize = size DIV 2;
    bits(halfsize*8) lowhalf, highhalf;
    // 128-bit SIMD&FP stores are treated as a pair of 64-bit single-copy atomic accesses
    // 64-bit aligned.
    (highhalf, lowhalf) = (value<halfsize*8+:halfsize*8>, value<0+:halfsize*8>);
    constant bits(64) highaddress = AddressIncrement(address, halfsize, accdesc);
    AArch64.MemSingle[address, halfsize, accdesc, aligned] = lowhalf;
    AArch64.MemSingle[highaddress, halfsize, accdesc, aligned] = highhalf;
elseif (accdesc.acctype == AccessType\_ASIMD && size == 32 &&
        accdesc.ispair && IsAligned(address, 32)) then
    AArch64.MemSingle[address, size, accdesc, aligned] = value;
elseif accdesc.acctype == AccessType\_ASIMD && size == 32 && IsAligned(address, 8) then
    // If a 32 byte STP (SIMD&FP) access is not aligned to 32 bytes but aligned to
    // 8 bytes, it is treated as four 8 byte single-copy atomic accesses.
    accdesc.ispair = FALSE;
    aligned = TRUE;
    for i = 0 to 3
        constant bits(64) blockaddress = AddressIncrement(address, i*8, accdesc);
        AArch64.MemSingle[blockaddress, 8, accdesc, aligned] = value<64*i+:64>;
elseif (IsFeatureImplemented(FEAT_LSE2) &&
        AllInAlignedQuantity(address, size, quantity)) then
    AArch64.MemSingle[address, size, accdesc, aligned] = value;
elseif accdesc.ispair && aligned then
    constant integer halfsize = size DIV 2;
    bits(halfsize*8) lowhalf, highhalf;
    (highhalf, lowhalf) = (value<halfsize*8+:halfsize*8>, value<0+:halfsize*8>);
    accdesc.ispair = FALSE;
    constant bits(64) highaddress = AddressIncrement(address, halfsize, accdesc);

```

```

if IsFeatureImplemented(FEAT_LRCP3) && accdesc.highestaddressfirst then
    AArch64.MemSingle[highaddress, halfsize, accdesc, aligned] = highhalf;
    AArch64.MemSingle[address, halfsize, accdesc, aligned] = lowhalf;
else
    AArch64.MemSingle[address, halfsize, accdesc, aligned] = lowhalf;
    AArch64.MemSingle[highaddress, halfsize, accdesc, aligned] = highhalf;
elseif aligned then
    AArch64.MemSingle[address, size, accdesc, aligned] = value;
else
    assert size > 1;
    if IsFeatureImplemented(FEAT_LRCP3) && accdesc.ispair && accdesc.highestaddressfirst then
        constant integer halfsize = size DIV 2;
        bits(halfsize*8) lowhalf, highhalf;
        (highhalf, lowhalf) = (value<halfsize*8+:halfsize*8>, value<0+:halfsize*8>);
        for i = 0 to halfsize-1
            constant bits(64) byteaddress = AddressIncrement(address, halfsize + i, accdesc);
            // Individual byte access can be observed in any order
            AArch64.MemSingle[byteaddress, 1, accdesc, aligned] = Elem[highhalf, i, 8];
        for i = 0 to halfsize-1
            constant bits(64) byteaddress = AddressIncrement(address, halfsize + i, accdesc);
            // Individual byte access can be observed in any order, but implies observability
            // of highhalf
            AArch64.MemSingle[byteaddress, 1, accdesc, aligned] = Elem[lowhalf, i, 8];
    else
        AArch64.MemSingle[address, 1, accdesc, aligned] = value<7:0>;

        // For subsequent bytes, if they cross to a new translation page which assigns
        // Device memory type, it is CONSTRAINED UNPREDICTABLE whether an unaligned access
        // will generate an Alignment Fault.

        c = ConstrainUnpredictable(Unpredictable DEVPAGE2);
        assert c IN {Constraint FAULT, Constraint NONE};
        if c == Constraint NONE then aligned = TRUE;

        for i = 1 to size-1
            constant bits(64) byteaddress = AddressIncrement(address, i, accdesc);
            AArch64.MemSingle[byteaddress, 1, accdesc, aligned] = Elem[value, i, 8];
return;

```



```

// MemAtomic()
// =====
// Performs load and store memory operations for a given virtual address.

bits(size) MemAtomic(bits(64) address, bits(size) cmpoperand, bits(size) operand,
    AccessDescriptor accdesc_in)
    assert accdesc_in.atomicop;

    constant integer bytes = size DIV 8;
    assert bytes IN {1, 2, 4, 8, 16};

    bits(size) newvalue;
    bits(size) oldvalue;
    AccessDescriptor accdesc = accdesc_in;
    constant boolean aligned = IsAligned(address, bytes);

    // If the instruction encoding permits tag checking, confer with system register configuration
    // which may override this.
    if IsFeatureImplemented(FEAT_MTE2) && accdesc.tagchecked then
        accdesc.tagchecked = AArch64.AccessIsTagChecked(address, accdesc);

    if !aligned && AArch64.UnalignedAccessFaults(accdesc, address, bytes) then
        constant FaultRecord fault = AlignmentFault(accdesc, address);
        AArch64.Abort(fault);

    // MMU or MPU lookup
    constant AddressDescriptor memaddrdesc = AArch64.TranslateAddress(address, accdesc,
        aligned, bytes);

    // Check for aborts or debug exceptions
    if IsFault(memaddrdesc) then
        AArch64.Abort(memaddrdesc.fault);

    if (!IsWBShareable(memaddrdesc.memattrs) &&
        ConstrainUnpredictableBool(Unpredictable\_Atomic\_NOP)) then
        return bits(size) UNKNOWN;

    // Effect on exclusives
    if memaddrdesc.memattrs.shareability != Shareability\_NSH then
        ClearExclusiveByAddress(memaddrdesc.paddress, ProcessorID(), bytes);

    // For Store-only Tag checking, the tag check is performed on the store.
    if (IsFeatureImplemented(FEAT_MTE2) && accdesc.tagchecked &&
        (!IsFeatureImplemented(FEAT_MTE_STORE_ONLY) ||
        !StoreOnlyTagCheckingEnabled(accdesc.el))) then
        constant bits(4) ltag = AArch64.LogicalAddressTag(address);
        if !AArch64.CheckTag(memaddrdesc, accdesc, ltag) then
            accdesc.write = FALSE; // Tag Check Fault on a read
            AArch64.TagCheckFault(address, accdesc);

    // All observers in the shareability domain observe the following load and store atomically.
    PhysMemRetStatus memstatus;
    (memstatus, oldvalue) = PhysMemRead(memaddrdesc, bytes, accdesc);
    // Depending on the memory type of the physical address, the access might generate
    // either a synchronous External abort or an SError exception
    // among other CONSTRAINED UNPREDICTABLE choices.

    if IsFault(memstatus) then
        HandleExternalReadAbort(memstatus, memaddrdesc, bytes, accdesc);
    if BigEndian(accdesc.acctype) then
        oldvalue = BigEndianReverse(oldvalue);

    boolean cmpfail = FALSE;
    bits(size) retvalue = oldvalue;
    if accdesc.acctype == AccessType\_FP then
        newvalue = MemAtomicFP(accdesc.modop, oldvalue, operand);
    else
        (newvalue, cmpfail, retvalue) = MemAtomicInt(accdesc.modop, oldvalue, operand, cmpoperand);

    constant boolean requirewrite = (!cmpfail ||

```

```

ConstrainUnpredictableBool(Unpredictable\_WRITEFAILEDCAS));

if IsFeatureImplemented(FEAT_MTE_STORE_ONLY) && StoreOnlyTagCheckingEnabled(accdesc.el) then
    // If the compare on a CAS fails, then it is CONSTRAINED UNPREDICTABLE whether the
    // Tag check is performed.
    if accdesc.tagchecked && !requirewrite then
        accdesc.tagchecked = ConstrainUnpredictableBool(Unpredictable\_STOREONLYTAGCHECKEDCAS);

    if IsFeatureImplemented(FEAT_MTE2) && accdesc.tagchecked then
        constant bits(4) ltag = AArch64.LogicalAddressTag(address);
        if !AArch64.CheckTag(memaddrdesc, accdesc, ltag) then
            AArch64.TagCheckFault(address, accdesc);

if requirewrite then
    if BigEndian(accdesc.acctype) then
        newvalue = BigEndianReverse(newvalue);
    memstatus = PhysMemWrite(memaddrdesc, bytes, accdesc, newvalue);
    if IsFault(memstatus) then
        HandleExternalWriteAbort(memstatus, memaddrdesc, bytes, accdesc);

if SPESampleInFlight then
    constant boolean is_load = FALSE;
    SPESampleLoadStore(is_load, accdesc, memaddrdesc);

// Load operations return the old (pre-operation) value.
// Compare and Swap operations return the old (pre-operation) value. For a successful CAS,
// this might be the value from the compare operand or from memory.
return retvalue;

```

Library pseudocode for aarch64/functions/memory/MemAtomicFP

```

// MemAtomicFP()
// =====
// Performs FP Atomic operation

bits(N) MemAtomicFP(MemAtomicOp modop, bits(N) op1, bits(N) op2)
    FPCR\_Type fpcr = FPCR;
    constant boolean altfp = FALSE;
    constant boolean fpexc = FALSE;
    fpcr.<AH,DN> = '01';
    fpcr.FZ = fpcr.FZ OR fpcr.FIZ; // Treat FPCR.FIZ as equivalent to FPCR.FZ
    bits(N) result;

    case modop of
        when MemAtomicOp\_FPADD result = FPAdd(op1, op2, fpcr, fpexc);
        when MemAtomicOp\_FPMAX result = FPMax(op1, op2, fpcr, altfp, fpexc);
        when MemAtomicOp\_FPMIN result = FPMin(op1, op2, fpcr, altfp, fpexc);
        when MemAtomicOp\_FPMAXNM result = FPMaxNum(op1, op2, fpcr, fpexc);
        when MemAtomicOp\_FPMINNM result = FPMinNum(op1, op2, fpcr, fpexc);
        when MemAtomicOp\_BFADD result = BFAdd(op1, op2, fpcr, fpexc);
        when MemAtomicOp\_BFMAX result = BFMax(op1, op2, fpcr, altfp, fpexc);
        when MemAtomicOp\_BFMIN result = BFMin(op1, op2, fpcr, altfp, fpexc);
        when MemAtomicOp\_BFMAXNM result = BFMaxNum(op1, op2, fpcr, fpexc);
        when MemAtomicOp\_BFMINNM result = BFMinNum(op1, op2, fpcr, fpexc);
    return result;

```


Library pseudocode for aarch64/functions/memory/MemAtomicInt

```
// MemAtomicInt()
// =====
// Performs Integer Atomic operation

(bits(N), boolean, bits(N)) MemAtomicInt(MemAtomicOp modop, bits(N) op1, bits(N) op2, bits(N) cmpop)
    bits(N) result;
    boolean cmpfail = FALSE;
    bits(N) retvalue = op1;

    case modop of
        when MemAtomicOp\_ADD          result = op1 + op2;
        when MemAtomicOp\_BIC          result = op1 AND NOT(op2);
        when MemAtomicOp\_EOR          result = op1 EOR op2;
        when MemAtomicOp\_ORR          result = op1 OR op2;
        when MemAtomicOp\_SMAX         result = Max(SInt(op1), SInt(op2))<N-1:0>;
        when MemAtomicOp\_SMIN         result = Min(SInt(op1), SInt(op2))<N-1:0>;
        when MemAtomicOp\_UMAX         result = Max(UInt(op1), UInt(op2))<N-1:0>;
        when MemAtomicOp\_UMIN         result = Min(UInt(op1), UInt(op2))<N-1:0>;
        when MemAtomicOp\_SWP          result = op2;
        when MemAtomicOp\_CAS          (result, cmpfail, retvalue) = CASCompare(op1, cmpop, op2);
        when MemAtomicOp\_GCSSS1       (result, cmpfail, retvalue) = CASCompare(op1, cmpop, op2);
    return (result, cmpfail, retvalue);
```



```

// MemAtomicRCW()
// =====
// Perform a single-copy-atomic access with Read-Check-Write operation

(bits(4), bits(size)) MemAtomicRCW(bits(64) address, bits(size) cmpoperand, bits(size) operand,
                                   AccessDescriptor accdesc_in)

    assert accdesc_in.atomicop;
    assert accdesc_in.rcw;

    constant integer bytes = size DIV 8;
    assert bytes IN {8, 16};

    bits(4) nzcw;
    bits(size) oldvalue;
    bits(size) newvalue;
    AccessDescriptor accdesc = accdesc_in;
    constant boolean aligned = IsAligned(address, bytes);

    // If the instruction encoding permits tag checking, confer with system register configuration
    // which may override this.
    if IsFeatureImplemented(FEAT_MTE2) && accdesc.tagchecked then
        accdesc.tagchecked = AArch64.AccessIsTagChecked(address, accdesc);

    if !aligned && AArch64.UnalignedAccessFaults(accdesc, address, bytes) then
        constant FaultRecord fault = AlignmentFault(accdesc, address);
        AArch64.Abort(fault);

    // MMU or MPU lookup
    constant AddressDescriptor memaddrdesc = AArch64.TranslateAddress(address, accdesc,
                                                                    aligned, bytes);

    // Check for aborts or debug exceptions
    if IsFault(memaddrdesc) then
        AArch64.Abort(memaddrdesc.fault);

    if (!IsWBShareable(memaddrdesc.memattrs) &&
        ConstrainUnpredictableBool(Unpredictable\_Atomic\_NOP)) then
        return (bits(4) UNKNOWN, bits(size) UNKNOWN);

    // Effect on exclusives
    if memaddrdesc.memattrs.shareability != Shareability\_NSH then
        ClearExclusiveByAddress(memaddrdesc.paddress, ProcessorID(), bytes);

    // For Store-only Tag checking, the tag check is performed on the store.
    if (IsFeatureImplemented(FEAT_MTE2) && accdesc.tagchecked &&
        (!IsFeatureImplemented(FEAT_MTE_STORE_ONLY) ||
         !StoreOnlyTagCheckingEnabled(accdesc.el))) then
        constant bits(4) ltag = AArch64.LogicalAddressTag(address);
        if !AArch64.CheckTag(memaddrdesc, accdesc, ltag) then
            accdesc.write = FALSE; // Tag Check Fault on a read
            AArch64.TagCheckFault(address, accdesc);

    // All observers in the shareability domain observe the following load and store atomically.
    PhysMemRetStatus memstatus;
    (memstatus, oldvalue) = PhysMemRead(memaddrdesc, bytes, accdesc);
    // Depending on the memory type of the physical address, the access might generate
    // either a synchronous External abort or an SError exception
    // among other CONSTRAINED UNPREDICTABLE choices.

    if IsFault(memstatus) then
        HandleExternalReadAbort(memstatus, memaddrdesc, bytes, accdesc);
    if BigEndian(accdesc.acctype) then
        oldvalue = BigEndianReverse(oldvalue);

    boolean cmpfail = FALSE;
    bits(size) retvalue = oldvalue;
    case accdesc.modop of
        when MemAtomicOp\_BIC newvalue = oldvalue AND NOT(operand);
        when MemAtomicOp\_ORR newvalue = oldvalue OR operand;
        when MemAtomicOp\_SWP newvalue = operand;

```

```

when MemAtomicOp\_CAS
    (newvalue, cmpfail, retvalue) = CASCompare(oldvalue, cmpoperand, operand);

if cmpfail then
    nzcw = '1010'; // N = 1 indicates compare failure
else
    nzcw = RCWCheck(retvalue, newvalue, accdesc.rcws);

// If RCWCheck() passes, it returns nzcw == '0010'
constant boolean requirewrite = ((nzcw == '0010') ||
    (accdesc.modop == MemAtomicOp\_CAS &&
        ConstrainUnpredictableBool(Unpredictable\_WRITEFAILED\_CAS)));

if IsFeatureImplemented(FEAT_MTE_STORE_ONLY) && StoreOnlyTagCheckingEnabled(accdesc.el) then
    // If the compare on a CAS fails, then it is CONSTRAINED UNPREDICTABLE whether the
    // Tag check is performed.
    if accdesc.tagchecked && !requirewrite then
        accdesc.tagchecked = ConstrainUnpredictableBool(Unpredictable\_STOREONLYTAGCHECKED\_CAS);

    if IsFeatureImplemented(FEAT_MTE2) && accdesc.tagchecked then
        constant bits(4) ltag = AArch64.LogicalAddressTag(address);
        if !AArch64.CheckTag(memaddrdesc, accdesc, ltag) then
            AArch64.TagCheckFault(address, accdesc);

if requirewrite then
    if BigEndian(accdesc.acctype) then
        newvalue = BigEndianReverse(newvalue);

    memstatus = PhysMemWrite(memaddrdesc, bytes, accdesc, newvalue);

    if IsFault(memstatus) then
        HandleExternalWriteAbort(memstatus, memaddrdesc, bytes, accdesc);

// Load operations return the old (pre-operation) value.
// Compare and Swap operations return the old (pre-operation) value. For a successful CAS,
// this might be the value from the compare operand or from memory.
return (nzcw, retvalue);

```



```

// MemLoad64B()
// =====
// Performs an atomic 64-byte read from a given virtual address.

bits(512) MemLoad64B(bits(64) address, AccessDescriptor accdesc_in)
    bits(512) data;
    constant integer size = 64;
    AccessDescriptor accdesc = accdesc_in;
    constant boolean aligned = IsAligned(address, size);

    if !aligned && AArch64.UnalignedAccessFaults(accdesc, address, size) then
        constant FaultRecord fault = AlignmentFault(accdesc, address);
        AArch64.Abort(fault);

    // If the instruction encoding permits tag checking, confer with system register configuration
    // which may override this.
    if IsFeatureImplemented(FEAT_MTE2) && accdesc.tagchecked then
        accdesc.tagchecked = AArch64.AccessIsTagChecked(address, accdesc);

    AddressDescriptor memaddrdesc = AArch64.TranslateAddress(address, accdesc, aligned, size);

    // Check for aborts or debug exceptions
    if IsFault(memaddrdesc) then
        AArch64.Abort(memaddrdesc.fault);

    // Effect on exclusives
    if memaddrdesc.memattrs.shareability != Shareability NSH then
        ClearExclusiveByAddress(memaddrdesc.paddress, ProcessorID(), size);

    if IsFeatureImplemented(FEAT_MTE2) && accdesc.tagchecked then
        constant bits(4) ltag = AArch64.LogicalAddressTag(address);
        if !AArch64.CheckTag(memaddrdesc, accdesc, ltag) then
            AArch64.TagCheckFault(address, accdesc);

    boolean byte_atomic = FALSE;
    if ((memaddrdesc.memattrs.memtype == MemType Device ||
        (memaddrdesc.memattrs.inner.attrs == MemAttr NC &&
         memaddrdesc.memattrs.outer.attrs == MemAttr NC)) &&
        !AddressSupportsLS64(memaddrdesc.paddress.address)) then
        c = ConstrainUnpredictable(Unpredictable LS64UNSUPPORTED);
        assert c IN {Constraint LIMITED\_ATOMICITY, Constraint FAULT};
        if c == Constraint FAULT then
            // Generate a stage 1 Data Abort reported using the DFSC code of 110101.
            constant FaultRecord fault = ExclusiveFault(accdesc, address);
            AArch64.Abort(fault);
        else
            byte_atomic = TRUE;
    elseif IsWBShareable(memaddrdesc.memattrs) && !IsConventionalMemory(memaddrdesc) then
        if boolean IMPLEMENTATION_DEFINED "LD64B faults to iWBowB non-Conventional memory" then
            // Generate a Data Abort reported using the DFSC code of 110101.
            constant FaultRecord fault = ExclusiveFault(accdesc, address);
            AArch64.Abort(fault);
        else
            byte_atomic = TRUE;

    PhysMemRetStatus memstatus;
    if byte_atomic then
        // Accesses are not single-copy atomic above the byte level.
        for i = 0 to size-1
            (memstatus, Elem[data, i, 8]) = PhysMemRead(memaddrdesc, 1, accdesc);
            if IsFault(memstatus) then
                HandleExternalReadAbort(memstatus, memaddrdesc, 1, accdesc);
            memaddrdesc.paddress.address = memaddrdesc.paddress.address + 1;
    else
        (memstatus, data) = PhysMemRead(memaddrdesc, size, accdesc);
        if IsFault(memstatus) then
            HandleExternalReadAbort(memstatus, memaddrdesc, size, accdesc);

    return data;

```

Library pseudocode for aarch64/functions/memory/MemSingleGranule

```
// MemSingleGranule()
// =====
// When FEAT_LSE2 is implemented, for some memory accesses if all bytes
// of the accesses are within 16-byte quantity aligned to 16-bytes and
// satisfy additional requirements - then the access is guaranteed to
// be single copy atomic.
// However, when the accesses do not all lie within such a boundary, it
// is CONSTRAINED UNPREDICTABLE if the access is single copy atomic.
// In the pseudocode, this CONSTRAINED UNPREDICTABLE aspect is modeled via
// MemSingleGranule() which is IMPLEMENTATION DEFINED and, is at least 16 bytes
// and at most 4096 bytes.
// This is a limitation of the pseudocode.

integer MemSingleGranule()
    size = integer IMPLEMENTATION_DEFINED "Aligned quantity for atomic access";
    // access is assumed to be within 4096 byte aligned quantity to
    // avoid multiple translations for a single copy atomic access.
    assert (size >= 16) && (size <= 4096);
    return size;
```



```

// MemStore64B()
// =====
// Performs an atomic 64-byte store to a given virtual address. Function does
// not return the status of the store.

MemStore64B(bits(64) address, bits(512) value, AccessDescriptor accdesc_in)
    constant integer size = 64;
    AccessDescriptor accdesc = accdesc_in;
    constant boolean aligned = IsAligned(address, size);

    if !aligned && AArch64.UnalignedAccessFaults(accdesc, address, size) then
        constant FaultRecord fault = AlignmentFault(accdesc, address);
        AArch64.Abort(fault);

    // If the instruction encoding permits tag checking, confer with system register configuration
    // which may override this.
    if IsFeatureImplemented(FEAT_MTE2) && accdesc.tagchecked then
        accdesc.tagchecked = AArch64.AccessIsTagChecked(address, accdesc);

    AddressDescriptor memaddrdesc = AArch64.TranslateAddress(address, accdesc, aligned, size);

    // Check for aborts or debug exceptions
    if IsFault(memaddrdesc) then
        AArch64.Abort(memaddrdesc.fault);

    // Effect on exclusives
    if memaddrdesc.memattrs.shareability != Shareability NSH then
        ClearExclusiveByAddress(memaddrdesc.paddress, ProcessorID(), 64);

    if IsFeatureImplemented(FEAT_MTE2) && accdesc.tagchecked then
        constant bits(4) ltag = AArch64.LogicalAddressTag(address);
        if !AArch64.CheckTag(memaddrdesc, accdesc, ltag) then
            AArch64.TagCheckFault(address, accdesc);

    boolean byte_atomic = FALSE;
    if ((memaddrdesc.memattrs.memtype == MemType Device ||
        (memaddrdesc.memattrs.inner.attrs == MemAttr NC &&
         memaddrdesc.memattrs.outer.attrs == MemAttr NC)) &&
        !AddressSupportsLS64(memaddrdesc.paddress.address)) then
        c = ConstrainUnpredictable(Unpredictable LS64UNSUPPORTED);
        assert c IN {Constraint LIMITED\_ATOMICITY, Constraint FAULT};
        if c == Constraint FAULT then
            // Generate a Data Abort reported using the DFSC code of 110101.
            constant FaultRecord fault = ExclusiveFault(accdesc, address);
            AArch64.Abort(fault);
        else
            byte_atomic = TRUE;
    elseif IsWBShareable(memaddrdesc.memattrs) && !IsConventionalMemory(memaddrdesc) then
        if boolean IMPLEMENTATION_DEFINED "ST64B faults to iWBWB non-Conventional memory" then
            // Generate a Data Abort reported using the DFSC code of 110101.
            constant FaultRecord fault = ExclusiveFault(accdesc, address);
            AArch64.Abort(fault);
        else
            byte_atomic = TRUE;

    PhysMemRetStatus memstatus;
    if byte_atomic then
        // Accesses are not single-copy atomic above the byte level.
        for i = 0 to size-1
            memstatus = PhysMemWrite(memaddrdesc, 1, accdesc, Elem[value, i, 8]);
            if IsFault(memstatus) then
                HandleExternalWriteAbort(memstatus, memaddrdesc, 1, accdesc);
            memaddrdesc.paddress.address = memaddrdesc.paddress.address + 1;
    else
        memstatus = PhysMemWrite(memaddrdesc, size, accdesc, value);
        if IsFault(memstatus) then
            HandleExternalWriteAbort(memstatus, memaddrdesc, size, accdesc);

    return;

```

Library pseudocode for aarch64/functions/memory/MemStore64BWithRet

```
// MemStore64BWithRet()
// =====
// Performs an atomic 64-byte store to a given virtual address returning
// the status value of the operation.

bits(64) MemStore64BWithRet(bits(64) address, bits(512) value, AccessDescriptor accdesc_in)
    constant integer size = 64;
    AccessDescriptor accdesc = accdesc_in;
    constant boolean aligned = IsAligned(address, size);

    if !aligned && AArch64.UnalignedAccessFaults(accdesc, address, size) then
        constant FaultRecord fault = AlignmentFault(accdesc, address);
        AArch64.Abort(fault);

    // If the instruction encoding permits tag checking, confer with system register configuration
    // which may override this.
    if IsFeatureImplemented(FEAT_MTE2) && accdesc.tagchecked then
        accdesc.tagchecked = AArch64.AccessIsTagChecked(address, accdesc);

    constant AddressDescriptor memaddrdesc = AArch64.TranslateAddress(address, accdesc,
                                                                    aligned, size);

    // Check for aborts or debug exceptions
    if IsFault(memaddrdesc) then
        AArch64.Abort(memaddrdesc.fault);
        return ZeroExtend('1', 64);

    // Effect on exclusives
    if memaddrdesc.memattrs.shareability != Shareability NSH then
        ClearExclusiveByAddress(memaddrdesc.paddress, ProcessorID(), 64);

    if IsFeatureImplemented(FEAT_MTE2) && accdesc.tagchecked then
        constant bits(4) ltag = AArch64.LogicalAddressTag(address);
        if !AArch64.CheckTag(memaddrdesc, accdesc, ltag) then
            AArch64.TagCheckFault(address, accdesc);
            return ZeroExtend('1', 64);

    PhysMemRetStatus memstatus;
    memstatus = PhysMemWrite(memaddrdesc, size, accdesc, value);
    if IsFault(memstatus) then
        HandleExternalWriteAbort(memstatus, memaddrdesc, size, accdesc);

    return memstatus.store64bstatus;
```

Library pseudocode for aarch64/functions/memory/MemStore64BWithRetStatus

```
// MemStore64BWithRetStatus()
// =====
// Generates the return status of memory write with ST64BV or ST64BV0
// instructions. The status indicates if the operation succeeded, failed,
// or was not supported at this memory location.

bits(64) MemStore64BWithRetStatus();
```

Library pseudocode for aarch64/functions/memory/NVMem

```
// NVMem[] - getter
// =====
// This function is the load memory access for the transformed System register read access
// when Enhanced Nested Virtualization is enabled with HCR_EL2.NV2 = 1.
// The address for the load memory access is calculated using
// the formula SignExtend(VNCR_EL2.BADDR : Offset<11:0>, 64) where,
// * VNCR_EL2.BADDR holds the base address of the memory location, and
// * Offset is the unique offset value defined architecturally for each System register that
// supports transformation of register access to memory access.

bits(64) NVMem[integer offset]
    assert offset > 0;
    constant integer size = 64;
    return NVMem[offset, size];

bits(N) NVMem[integer offset, integer N]
    assert offset > 0;
    assert N IN {64,128};
    constant bits(64) address = SignExtend(VNCR_EL2.BADDR:offset<11:0>, 64);
    constant AccessDescriptor accdesc = CreateAccDescNV2(MemOp_LOAD);
    return Mem[address, N DIV 8, accdesc];

// NVMem[] - setter
// =====
// This function is the store memory access for the transformed System register write access
// when Enhanced Nested Virtualization is enabled with HCR_EL2.NV2 = 1.
// The address for the store memory access is calculated using
// the formula SignExtend(VNCR_EL2.BADDR : Offset<11:0>, 64) where,
// * VNCR_EL2.BADDR holds the base address of the memory location, and
// * Offset is the unique offset value defined architecturally for each System register that
// supports transformation of register access to memory access.

NVMem[integer offset] = bits(64) value
    assert offset > 0;
    constant integer size = 64;
    NVMem[offset, size] = value;
    return;

NVMem[integer offset, integer N] = bits(N) value
    assert offset > 0;
    assert N IN {64,128};
    constant bits(64) address = SignExtend(VNCR_EL2.BADDR:offset<11:0>, 64);
    constant AccessDescriptor accdesc = CreateAccDescNV2(MemOp_STORE);
    Mem[address, N DIV 8, accdesc] = value;
    return;
```

Library pseudocode for aarch64/functions/memory/PhysMemTagRead

```
// PhysMemTagRead()
// =====
// This is the hardware operation which perform a single-copy atomic,
// Allocation Tag granule aligned, memory access from the tag in PA space.
//
// The function address the array using desc.paddress which supplies:
// * A 52-bit physical address
// * A single NS bit to select between Secure and Non-secure parts of the array.
//
// The accdesc descriptor describes the access type: normal, exclusive, ordered, streaming,
// etc and other parameters required to access the physical memory or for setting syndrome
// register in the event of an External abort.

(PhysMemRetStatus, bits(4)) PhysMemTagRead(AddressDescriptor desc, AccessDescriptor accdesc);
```

Library pseudocode for aarch64/functions/memory/PhysMemTagWrite

```
// PhysMemTagWrite()
// =====
// This is the hardware operation which perform a single-copy atomic,
// Allocation Tag granule aligned, memory access to the tag in PA space.
//
// The function address the array using desc.paddress which supplies:
// * A 52-bit physical address
// * A single NS bit to select between Secure and Non-secure parts of the array.
//
// The accdesc descriptor describes the access type: normal, exclusive, ordered, streaming,
// etc and other parameters required to access the physical memory or for setting syndrome
// register in the event of an External abort.

PhysMemRetStatus PhysMemTagWrite(AddressDescriptor desc, AccessDescriptor accdesc, bits (4) value);
```

Library pseudocode for aarch64/functions/memory/StoreOnlyTagCheckingEnabled

```
// StoreOnlyTagCheckingEnabled()
// =====
// Returns TRUE if loads executed at the given Exception level are Tag unchecked.

boolean StoreOnlyTagCheckingEnabled(bits(2) el)
    assert IsFeatureImplemented(FEAT_MTE_STORE_ONLY);
    bit tcso;

    case el of
        when EL0
            if !ELIsInHost(el) then
                tcso = SCTLR_EL1.TCSO0;
            else
                tcso = SCTLR_EL2.TCSO0;
        when EL1
            tcso = SCTLR_EL1.TCSO;
        when EL2
            tcso = SCTLR_EL2.TCSO;
        otherwise
            tcso = SCTLR_EL3.TCSO;

    return tcso == '1';
```

Library pseudocode for aarch64/functions/mops/ArchMaxMOPSGlobalSize

```
// ArchMaxMOPSGlobalSize
// =====
// Maximum number of bytes CPY/SET instructions can use

constant integer ArchMaxMOPSGlobalSize = 0x7FFF_FFFF_FFFF_FFFF;
```

Library pseudocode for aarch64/functions/mops/ArchMaxMOPSCPYSIZE

```
// ArchMaxMOPSCPYSIZE
// =====
// Maximum number of bytes CPY instructions can use

constant integer ArchMaxMOPSCPYSIZE = 0x007F_FFFF_FFFF_FFFF;
```

Library pseudocode for aarch64/functions/mops/ArchMaxMOPSSSETGSize

```
// ArchMaxMOPSSSETGSize
// =====
// Maximum number of bytes SETG instructions can use

constant integer ArchMaxMOPSSSETGSize = 0x7FFF_FFFF_FFFF_FFF0;
```

Library pseudocode for aarch64/functions/mops/CPYFOptionA

```
// CPYFOptionA()
// =====
// Returns TRUE if the implementation uses Option A for the
// CPYF* instructions, and FALSE otherwise.

boolean CPYFOptionA()
    return boolean IMPLEMENTATION_DEFINED "CPYF* instructions use Option A";
```

Library pseudocode for aarch64/functions/mops/CPYOptionA

```
// CPYOptionA()
// =====
// Returns TRUE if the implementation uses Option A for the
// CPY* instructions, and FALSE otherwise.

boolean CPYOptionA()
    return boolean IMPLEMENTATION_DEFINED "CPY* instructions use Option A";
```

Library pseudocode for aarch64/functions/mops/CPYParams

```
// CPYParams
// =====

type CPYParams is (
    MOPSSstage stage,
    boolean implements_option_a,
    boolean forward,
    integer cpysize,
    integer stagecpysize,
    bits(64) toaddress,
    bits(64) fromaddress,
    bits(4) nzcw,
    integer n,
    integer d,
    integer s
)
```

Library pseudocode for aarch64/functions/mops/CPYPostSizeChoice

```
// CPYPostSizeChoice()
// =====
// Returns the size of the copy that is performed by the CPYE* instructions for this
// implementation given the parameters of the destination, source and size of the copy.

integer CPYPostSizeChoice(CPYParams memcpy);
```

Library pseudocode for aarch64/functions/mops/CPYPreSizeChoice

```
// CPYPreSizeChoice()
// =====
// Returns the size of the copy that is performed by the CPYP* instructions for this
// implementation given the parameters of the destination, source and size of the copy.

integer CPYPreSizeChoice(CPYParams memcpy);
```

Library pseudocode for aarch64/functions/mops/CPYSizeChoice

```
// CPYSizeChoice()
// =====
// Returns the size of the block this performed for an iteration of the copy given the
// parameters of the destination, source and size of the copy.

MOPSSBlockSize CPYSizeChoice(CPYParams memcpy);
```

Library pseudocode for aarch64/functions/mops/CheckCPYConstrainedUnpredictable

```
// CheckCPYConstrainedUnpredictable()
// =====
// Check for CONSTRAINED UNPREDICTABLE behaviour in the CPY* and CPYF* instructions.

CheckCPYConstrainedUnpredictable(integer n, integer d, integer s)
    if (s == n || s == d || n == d) then
        constant Constraint c = ConstrainUnpredictable(Unpredictable\_MOPSOVERLAP);
        assert c IN {Constraint\_UNDEF, Constraint\_NOP};
        case c of
            when Constraint\_UNDEF            UNDEFINED;
            when Constraint\_NOP                ExecuteAsNOP();

    if (d == 31 || s == 31 || n == 31) then
        constant Constraint c = ConstrainUnpredictable(Unpredictable\_MOPS\_R31);
        assert c IN {Constraint\_UNDEF, Constraint\_NOP};
        case c of
            when Constraint\_UNDEF            UNDEFINED;
            when Constraint\_NOP                ExecuteAsNOP();
```

Library pseudocode for aarch64/functions/mops/CheckMOPSEnabled

```
// CheckMOPSEnabled()
// =====
// Check for EL0 and EL1 access to the CPY* and SET* instructions.

CheckMOPSEnabled()
    if (PSTATE.EL IN {EL0, EL1} && EL2Enabled() && !ELIsInHost(EL0) &&
        (!IsHCRXEL2Enabled() || HCRX_EL2.MSCEn == '0')) then
        UNDEFINED;

    if PSTATE.EL == EL0 && !IsInHost() && SCTLR_EL1.MSCEn == '0' then
        UNDEFINED;

    if PSTATE.EL == EL0 && IsInHost() && SCTLR_EL2.MSCEn == '0' then
        UNDEFINED;
```

Library pseudocode for aarch64/functions/mops/CheckMemCpyParams

```
// CheckMemCpyParams()
// =====
// Check if the parameters to a CPY* or CPYF* instruction are consistent with the
// PE state and well-formed.

CheckMemCpyParams(CPYParams memcpy, bits(4) options)
    constant boolean from_epilogue = memcpy.stage == MOPSSStage\_Epilogue;

    // Check if this version is consistent with the state of the call.
    if ((memcpy.stagecpysize != 0 || MemStageCpyZeroSizeCheck()) &&
        (memcpy.cpysize != 0 || MemCpyZeroSizeCheck())) then
        constant boolean using_option_a = memcpy.nzcv<1> == '0';
        if memcpy.implements_option_a != using_option_a then
            constant boolean wrong_option = TRUE;
            MismatchedMemCpyException(memcpy, options, wrong_option);

    // Check if the parameters to this instruction are valid.
    if memcpy.stage == MOPSSStage\_Main then
        if MemCpyParametersIllformedM(memcpy) then
            constant boolean wrong_option = FALSE;
            MismatchedMemCpyException(memcpy, options, wrong_option);
    else
        constant integer postsize = CPYPostSizeChoice(memcpy);
        if memcpy.cpysize != postsize || MemCpyParametersIllformedE(memcpy) then
            constant boolean wrong_option = FALSE;
            MismatchedMemCpyException(memcpy, options, wrong_option);

    return;
```

Library pseudocode for aarch64/functions/mops/CheckMemSetParams

```
// CheckMemSetParams()
// =====
// Check if the parameters to a SET* or SETG* instruction are consistent with the
// PE state and well-formed.

CheckMemSetParams(SETParams memset, bits(2) options)
    constant boolean from_epilogue = memset.stage == MOPSStage\_Epilogue;

    // Check if this version is consistent with the state of the call.
    if ((memset.stagesetsize != 0 || MemStageSetZeroSizeCheck()) &&
        (memset.setsize != 0 || MemSetZeroSizeCheck())) then
        constant boolean using_option_a = memset.nzcv<1> == '0';
        if memset.implements_option_a != using_option_a then
            constant boolean wrong_option = TRUE;
            MismatchedMemSetException(memset, options, wrong_option);

    // Check if the parameters to this instruction are valid.
    if memset.stage == MOPSStage\_Main then
        if MemSetParametersIllformedM(memset) then
            constant boolean wrong_option = FALSE;
            MismatchedMemSetException(memset, options, wrong_option);
        else
            constant integer postsize = SETPostSizeChoice(memset);
            if memset.setsize != postsize || MemSetParametersIllformedE(memset) then
                constant boolean wrong_option = FALSE;
                MismatchedMemSetException(memset, options, wrong_option);

    return;
```

Library pseudocode for aarch64/functions/mops/CheckSETConstrainedUnpredictable

```
// CheckSETConstrainedUnpredictable()
// =====
// Check for CONSTRAINED UNPREDICTABLE behaviour in the SET* and SETG* instructions.

CheckSETConstrainedUnpredictable(integer n, integer d, integer s)
    if (s == n || s == d || n == d) then
        constant Constraint c = ConstrainUnpredictable(Unpredictable\_MOPSOVERLAP);
        assert c IN {Constraint\_UNDEF, Constraint\_NOP};
        case c of
            when Constraint\_UNDEF      UNDEFINED;
            when Constraint\_NOP       ExecuteAsNOP();

    if (d == 31 || n == 31) then
        constant Constraint c = ConstrainUnpredictable(Unpredictable\_MOPS\_R31);
        assert c IN {Constraint\_UNDEF, Constraint\_NOP};
        case c of
            when Constraint\_UNDEF      UNDEFINED;
            when Constraint\_NOP       ExecuteAsNOP();
```

Library pseudocode for aarch64/functions/mops/IsMemCpyForward

```
// IsMemCpyForward()
// =====
// Returns TRUE if in a memcpy of size cpysize bytes from the source address fromaddress
// to destination address toaddress is done in the forward direction on this implementation.

boolean IsMemCpyForward(CPYParams memcpy)
    boolean forward;

    // Check for overlapping cases
    if ((UInt(memcpy.fromaddress<55:0>) > UInt(memcpy.toaddress<55:0>)) &&
        (UInt(memcpy.fromaddress<55:0>) < UInt(ZeroExtend(memcpy.toaddress<55:0>, 64) +
            memcpy.cpysize))) then
        forward = TRUE;

    elsif ((UInt(memcpy.fromaddress<55:0>) < UInt(memcpy.toaddress<55:0>)) &&
        (UInt(ZeroExtend(memcpy.fromaddress<55:0>, 64) + memcpy.cpysize) >
            UInt(memcpy.toaddress<55:0>))) then
        forward = FALSE;

    // Non-overlapping case
    else
        forward = boolean IMPLEMENTATION_DEFINED "CPY in the forward direction";

    return forward;
```

Library pseudocode for aarch64/functions/mops/MOPSBlockSize

```
// MOPSBlockSize
// =====

type MOPSBlockSize = integer;
```

Library pseudocode for aarch64/functions/mops/MOPSStage

```
// MOPSStage
// =====

enumeration MOPSStage { MOPSStage_Prologue, MOPSStage_Main, MOPSStage_Epilogue };
```

Library pseudocode for aarch64/functions/mops/MaxBlockSizeCopiedBytes

```
// MaxBlockSizeCopiedBytes()
// =====
// Returns the maximum number of bytes that can used in a single block of the copy.

integer MaxBlockSizeCopiedBytes()
    return integer IMPLEMENTATION_DEFINED "Maximum bytes used in a single block of a copy";
```



```

// MemCpyBytes()
// =====
// Copies 'bytes' bytes of memory from fromaddress to toaddress.
// The integer return parameter indicates the number of bytes copied. The boolean return parameter
// indicates if a Fault or Abort occurred on the write. The AddressDescriptor and PhysMemRetStatus
// parameters contain Fault or Abort information for the caller to handle.

(integer, boolean, AddressDescriptor, PhysMemRetStatus) MemCpyBytes(bits(64) toaddress,
                                                                    bits(64) fromaddress,
                                                                    boolean forward,
                                                                    MOPSBBlockSize bytes,
                                                                    AddressDescriptor raccdesc,
                                                                    AddressDescriptor waccdesc)

AddressDescriptor rmemaddrdesc; // AddressDescriptor for reads
PhysMemRetStatus rmemstatus; // PhysMemRetStatus for writes
rmemaddrdesc.fault = NoFault();
rmemstatus.statuscode = Fault_None;

AddressDescriptor wmemaddrdesc; // AddressDescriptor for writes
PhysMemRetStatus wmemstatus; // PhysMemRetStatus for writes
wmemaddrdesc.fault = NoFault();
wmemstatus.statuscode = Fault_None;

bits(8*bytes) value;
constant boolean aligned = TRUE;

if forward then
    integer read = 0; // Bytes read
    integer write = 0; // Bytes written

    // Read until all bytes are read or until a fault is encountered.
    while read < bytes && !IsFault(rmemaddrdesc) && !IsFault(rmemstatus) do
        (value<8 * read +:8>, rmemaddrdesc, rmemstatus) = AArch64.MemSingleRead(
                                                                    fromaddress + read, 1,
                                                                    raccdesc, aligned);

        read = read + 1;

    // Ensure no UNKNOWN data is written.
    if IsFault(rmemaddrdesc) || IsFault(rmemstatus) then
        read = read - 1;

    // Write all bytes that were read or until a fault is encountered.
    while write < read && !IsFault(wmemaddrdesc) && !IsFault(wmemstatus) do
        (wmemaddrdesc, wmemstatus) = AArch64.MemSingleWrite(toaddress + write, 1,
                                                                    waccdesc, aligned,
                                                                    value<8 * write +:8>);

        write = write + 1;

    // Check all bytes were written.
    if IsFault(wmemaddrdesc) || IsFault(wmemstatus) then
        constant boolean fault_on_write = TRUE;
        return (write - 1, fault_on_write, wmemaddrdesc, wmemstatus);

    // Check all bytes were read.
    if IsFault(rmemaddrdesc) || IsFault(rmemstatus) then
        constant boolean fault_on_write = FALSE;
        return (read, fault_on_write, rmemaddrdesc, rmemstatus);

else
    integer read = bytes; // Bytes to read
    integer write = bytes; // Bytes to write

    // Read until all bytes are read or until a fault is encountered.
    while read > 0 && !IsFault(rmemaddrdesc) && !IsFault(rmemstatus) do
        read = read - 1;
        (value<8 * read +:8>, rmemaddrdesc, rmemstatus) = AArch64.MemSingleRead(
                                                                    fromaddress + read, 1,
                                                                    raccdesc, aligned);

    // Ensure no UNKNOWN data is written.

```

```

if IsFault(rmemaddrdesc) || IsFault(rmemstatus) then
    read = read + 1;

// Write all bytes that were read or until a fault is encountered.
while write > read && !IsFault(wmemaddrdesc) && !IsFault(wmemstatus) do
    write = write - 1;
    (wmemaddrdesc, wmemstatus) = AArch64.MemSingleWrite(toaddress + write, 1,
                                                    waccdesc, aligned,
                                                    value<8 * write +:8>);

// Check all bytes were written.
if IsFault(wmemaddrdesc) || IsFault(wmemstatus) then
    constant boolean fault_on_write = TRUE;
    return (bytes - (write + 1), fault_on_write, wmemaddrdesc, wmemstatus);

// Check all bytes were read.
if IsFault(rmemaddrdesc) || IsFault(rmemstatus) then
    constant boolean fault_on_write = FALSE;
    return (bytes - read, fault_on_write, rmemaddrdesc, rmemstatus);

// Return any AddressDescriptor and PhysMemRetStatus.
return (bytes, FALSE, wmemaddrdesc, wmemstatus);

```

Library pseudocode for aarch64/functions/mops/MemCpyParametersIllformedE

```

// MemCpyParametersIllformedE()
// =====
// Returns TRUE if the inputs are not well formed (in terms of their size and/or alignment)
// for a CPYE* instruction for this implementation given the parameters of the destination,
// source and size of the copy.

boolean MemCpyParametersIllformedE(CPYParams memcpy);

```

Library pseudocode for aarch64/functions/mops/MemCpyParametersIllformedM

```

// MemCpyParametersIllformedM()
// =====
// Returns TRUE if the inputs are not well formed (in terms of their size and/or alignment)
// for a CPYM* instruction for this implementation given the parameters of the destination,
// source and size of the copy.

boolean MemCpyParametersIllformedM(CPYParams memcpy);

```

Library pseudocode for aarch64/functions/mops/MemCpyStageSize

```
// MemCpyStageSize()
// =====
// Returns the number of bytes copied by the given stage of a CPY* or CPYF* instruction.

integer MemCpyStageSize(CPYParams memcpy)
    integer stagecpysize;

    if memcpy.stage == MOPSStage\_Prologue then
        // IMP DEF selection of the amount covered by pre-processing.
        stagecpysize = CPYPreSizeChoice(memcpy);
        assert stagecpysize == 0 || (stagecpysize < 0) == (memcpy.cpysize < 0);

        if memcpy.cpysize > 0 then
            assert stagecpysize <= memcpy.cpysize;
        else
            assert stagecpysize >= memcpy.cpysize;

    else
        constant integer postsize = CPYPostSizeChoice(memcpy);
        assert postsize == 0 || (postsize < 0) == (memcpy.cpysize < 0);

        if memcpy.stage == MOPSStage\_Main then
            stagecpysize = memcpy.cpysize - postsize;
        else
            stagecpysize = postsize;

    return stagecpysize;
```

Library pseudocode for aarch64/functions/mops/MemCpyZeroSizeCheck

```
// MemCpyZeroSizeCheck()
// =====
// Returns TRUE if the implementation option is checked on a copy of size zero remaining.

boolean MemCpyZeroSizeCheck()
    return boolean IMPLEMENTATION_DEFINED "Implementation option is checked with a cpysize of 0";
```

Library pseudocode for aarch64/functions/mops/MemSetBytes

```
// MemSetBytes()
// =====
// Writes a byte of data to the given address 'bytes' times.
// The integer return parameter indicates the number of bytes set. The AddressDescriptor and
// PhysMemRetStatus parameters contain Fault or Abort information for the caller to handle.

(integer, AddressDescriptor, PhysMemRetStatus) MemSetBytes(bits(64) toaddress, bits(8) data,
MOPSBlockSize bytes,
AccessDescriptor accdesc)

AddressDescriptor memaddrdesc;
PhysMemRetStatus memstatus;
memaddrdesc.fault    = NoFault();
memstatus.statuscode = Fault\_None;

constant boolean aligned = TRUE;
integer write    = 0;                                // Bytes written

// Write until all bytes are written or a fault is encountered.
while write < bytes && !IsFault(memaddrdesc) && !IsFault(memstatus) do
    (memaddrdesc, memstatus) = AArch64.MemSingleWrite(toaddress + write, 1, accdesc,
                                                    aligned, data);

    write = write + 1;

// Check all bytes were written.
if IsFault(memaddrdesc) || IsFault(memstatus) then
    return (write - 1, memaddrdesc, memstatus);

return (bytes, memaddrdesc, memstatus);
```

Library pseudocode for aarch64/functions/mops/MemSetParametersIllformedE

```
// MemSetParametersIllformedE()
// =====
// Returns TRUE if the inputs are not well formed (in terms of their size and/or
// alignment) for a SETE* or SETGE* instruction for this implementation given the
// parameters of the destination and size of the set.

boolean MemSetParametersIllformedE(SETParams memset);
```

Library pseudocode for aarch64/functions/mops/MemSetParametersIllformedM

```
// MemSetParametersIllformedM()
// =====
// Returns TRUE if the inputs are not well formed (in terms of their size and/or
// alignment) for a SETM* or SETGM* instruction for this implementation given the
// parameters of the destination and size of the copy.

boolean MemSetParametersIllformedM(SETParams memset);
```

Library pseudocode for aarch64/functions/mops/MemSetStageSize

```
// MemSetStageSize()
// =====
// Returns the number of bytes set by the given stage of a SET* or SETG* instruction.

integer MemSetStageSize(SETParams memset)
    integer stagesetsize;

    if memset.stage == MOPSStage\_Prologue then
        // IMP DEF selection of the amount covered by pre-processing.
        stagesetsize = SETPreSizeChoice(memset);
        assert stagesetsize == 0 || (stagesetsize < 0) == (memset.setsize < 0);

        if memset.is_setg then assert stagesetsize<3:0> == '0000';

        if memset.setsize > 0 then
            assert stagesetsize <= memset.setsize;
        else
            assert stagesetsize >= memset.setsize;

    else
        constant integer postsize = SETPostSizeChoice(memset);
        assert postsize == 0 || (postsize < 0) == (memset.setsize < 0);
        if memset.is_setg then assert postsize<3:0> == '0000';

        if memset.stage == MOPSStage\_Main then
            stagesetsize = memset.setsize - postsize;
        else
            stagesetsize = postsize;

    return stagesetsize;
```

Library pseudocode for aarch64/functions/mops/MemSetZeroSizeCheck

```
// MemSetZeroSizeCheck()
// =====
// Returns TRUE if the implementation option is checked on a set of size zero remaining.

boolean MemSetZeroSizeCheck()
    return boolean IMPLEMENTATION_DEFINED "Implementation option is checked with a setsize of 0";
```

Library pseudocode for aarch64/functions/mops/MemStageCpyZeroSizeCheck

```
// MemStageCpyZeroSizeCheck()
// =====
// Returns TRUE if the implementation option is checked on a stage copy of size zero remaining.

boolean MemStageCpyZeroSizeCheck()
    return (boolean IMPLEMENTATION_DEFINED
        "Implementation option is checked with a stage cpysize of 0");
```

Library pseudocode for aarch64/functions/mops/MemStageSetZeroSizeCheck

```
// MemStageSetZeroSizeCheck()
// =====
// Returns TRUE if the implementation option is checked on a stage set of size zero remaining.

boolean MemStageSetZeroSizeCheck()
    return (boolean IMPLEMENTATION_DEFINED
        "Implementation option is checked with a stage setsize of 0");
```

Library pseudocode for aarch64/functions/mops/MismatchedCpySetTargetEL

```
// MismatchedCpySetTargetEL()
// =====
// Return the target exception level for an Exception_MemCpyMemSet.

bits(2) MismatchedCpySetTargetEL()
    bits(2) target_el;

    if UInt(PSTATE.EL) > UInt(EL1) then
        target_el = PSTATE.EL;
    elsif PSTATE.EL == EL0 && EL2Enabled() && HCR_EL2.TGE == '1' then
        target_el = EL2;
    elsif (PSTATE.EL == EL1 && EL2Enabled() &&
        IsHCRXEL2Enabled() && HCRX_EL2.MCE2 == '1') then
        target_el = EL2;
    else
        target_el = EL1;

    return target_el;
```

Library pseudocode for aarch64/functions/mops/MismatchedMemCpyException

```
// MismatchedMemCpyException()
// =====
// Generates an exception for a CPY* instruction if the version
// is inconsistent with the state of the call.

MismatchedMemCpyException(CPYParams memcpy, bits(4) options, boolean wrong_option)
    constant bits(64) preferred_exception_return = ThisInstrAddr(64);
    constant integer vect_offset = 0x0;
    constant bits(2) target_el = MismatchedCpySetTargetEL();

    ExceptionRecord except = ExceptionSyndrome(Exception_MemCpyMemSet);
    except.syndrome.iss<24> = '0';
    except.syndrome.iss<23> = '0';
    except.syndrome.iss<22:19> = options;
    except.syndrome.iss<18> = if memcpy.stage == MOPSStage_Epilogue then '1' else '0';
    except.syndrome.iss<17> = if wrong_option then '1' else '0';
    except.syndrome.iss<16> = if memcpy.implements_option_a then '1' else '0';
    // exception.syndrome<15> is RES0.
    except.syndrome.iss<14:10> = memcpy.d<4:0>;
    except.syndrome.iss<9:5> = memcpy.s<4:0>;
    except.syndrome.iss<4:0> = memcpy.n<4:0>;

    AArch64.TakeException(target_el, except, preferred_exception_return, vect_offset);
```

Library pseudocode for aarch64/functions/mops/MismatchedMemSetException

```
// MismatchedMemSetException()
// =====
// Generates an exception for a SET* instruction if the version
// is inconsistent with the state of the call.

MismatchedMemSetException(SETParams memset, bits(2) options, boolean wrong_option)
    constant bits(64) preferred_exception_return = ThisInstrAddr(64);
    constant integer vect_offset = 0x0;
    constant bits(2) target_el = MismatchedCpySetTargetEL();

    ExceptionRecord except = ExceptionSyndrome(Exception\_MemCpyMemSet);
    except.syndrome.iss<24> = '1';
    except.syndrome.iss<23> = if memset.is_setg then '1' else '0';
    // exception.syndrome<22:21> is RES0.
    except.syndrome.iss<20:19> = options;
    except.syndrome.iss<18> = if memset.stage == MOPSTage\_Epilogue then '1' else '0';
    except.syndrome.iss<17> = if wrong_option then '1' else '0';
    except.syndrome.iss<16> = if memset.implements_option_a then '1' else '0';
    // exception.syndrome<15> is RES0.
    except.syndrome.iss<14:10> = memset.d<4:0>;
    except.syndrome.iss<9:5> = memset.s<4:0>;
    except.syndrome.iss<4:0> = memset.n<4:0>;

    AArch64.TakeException(target_el, except, preferred_exception_return, vect_offset);
```

Library pseudocode for aarch64/functions/mops/SETGOptionA

```
// SETGOptionA()
// =====
// Returns TRUE if the implementation uses Option A for the
// SETG* instructions, and FALSE otherwise.

boolean SETGOptionA()
    return boolean IMPLEMENTATION_DEFINED "SETG* instructions use Option A";
```

Library pseudocode for aarch64/functions/mops/SETOptionA

```
// SETOptionA()
// =====
// Returns TRUE if the implementation uses Option A for the
// SET* instructions, and FALSE otherwise.

boolean SETOptionA()
    return boolean IMPLEMENTATION_DEFINED "SET* instructions use Option A";
```

Library pseudocode for aarch64/functions/mops/SETParams

```
// SETParams
// =====

type SETParams is (
    MOPSTage stage,
    boolean implements_option_a,
    boolean is_setg,
    integer setsize,
    integer stagesetsize,
    bits(64) toaddress,
    bits(4) nzcv,
    integer n,
    integer d,
    integer s
)
```


Library pseudocode for aarch64/functions/mops/SETPostSizeChoice

```
// SETPostSizeChoice()
// =====
// Returns the size of the set that is performed by the SETE* or SETGE* instructions
// for this implementation, given the parameters of the destination and size of the set.

integer SETPostSizeChoice(SETParams memset);
```

Library pseudocode for aarch64/functions/mops/SETPreSizeChoice

```
// SETPreSizeChoice()
// =====
// Returns the size of the set that is performed by the SETP* or SETGP* instructions
// for this implementation, given the parameters of the destination and size of the set.

integer SETPreSizeChoice(SETParams memset);
```

Library pseudocode for aarch64/functions/mops/SETSizeChoice

```
// SETSizeChoice()
// =====
// Returns the size of the block this performed for an iteration of the set given
// the parameters of the destination and size of the set. The size of the block
// is an integer multiple of alignsize.

MOPSBlockSize SETSizeChoice(SETParams memset, integer alignsize);
```

Library pseudocode for aarch64/functions/mops/UpdateCpyRegisters

```
// UpdateCpyRegisters()
// =====
// Performs updates to the X[n], X[d], and X[s] registers, as appropriate, for the CPY* and CPYF*
// instructions. When fault is TRUE, the values correspond to the first element not copied,
// such that a return to the instruction will enable a resumption of the copy.

UpdateCpyRegisters(CPYParams memcpy, boolean fault, integer copied)
    if fault then
        if memcpy.stage == MOPSSStage Prologue then
            // Undo any formatting of the input parameters performed in the prologue.
            if memcpy.implements_option_a then
                if memcpy.forward then
                    // cpysize is negative.
                    constant integer cpysize = memcpy.cpysize + copied;
                    X[memcpy.n, 64] = (0 - cpysize)<63:0>;
                    X[memcpy.d, 64] = memcpy.toaddress + cpysize;
                    X[memcpy.s, 64] = memcpy.fromaddress + cpysize;

                else
                    X[memcpy.n, 64] = (memcpy.cpysize - copied)<63:0>;

            else
                if memcpy.forward then
                    X[memcpy.n, 64] = (memcpy.cpysize - copied)<63:0>;
                    X[memcpy.d, 64] = memcpy.toaddress + copied;
                    X[memcpy.s, 64] = memcpy.fromaddress + copied;

                else
                    X[memcpy.n, 64] = (memcpy.cpysize - copied)<63:0>;

        else
            if memcpy.implements_option_a then
                if memcpy.forward then
                    X[memcpy.n, 64] = (memcpy.cpysize + copied)<63:0>;
                else
                    X[memcpy.n, 64] = (memcpy.cpysize - copied)<63:0>;

            else
                X[memcpy.n, 64] = (memcpy.cpysize - copied)<63:0>;

                if memcpy.forward then
                    X[memcpy.d, 64] = memcpy.toaddress + copied;
                    X[memcpy.s, 64] = memcpy.fromaddress + copied;
                else
                    X[memcpy.d, 64] = memcpy.toaddress - copied;
                    X[memcpy.s, 64] = memcpy.fromaddress - copied;

    else
        X[memcpy.n, 64] = memcpy.cpysize<63:0>;
        if memcpy.stage == MOPSSStage Prologue || !memcpy.implements_option_a then
            X[memcpy.d, 64] = memcpy.toaddress;
            X[memcpy.s, 64] = memcpy.fromaddress;

    return;
```

Library pseudocode for aarch64/functions/mops/UpdateSetRegisters

```
// UpdateSetRegisters()
// =====
// Performs updates to the X[n] and X[d] registers, as appropriate, for the SET* and SETG*
// instructions. When fault is TRUE, the values correspond to the first element not set, such
// that a return to the instruction will enable a resumption of the memory set.

UpdateSetRegisters(SETParams memset, boolean fault, integer memory_set)
    if fault then
        // Undo any formatting of the input parameters performed in the prologue.
        if memset.stage == MOPSSStage\_Prologue then
            if memset.implements_option_a then
                // setsize is negative.
                constant integer setsize = memset.setsize + memory_set;
                X[memset.n, 64] = (0 - setsize)<63:0>;
                X[memset.d, 64] = memset.toaddress + setsize;
            else
                X[memset.n, 64] = (memset.setsize - memory_set)<63:0>;
                X[memset.d, 64] = memset.toaddress + memory_set;

        else
            if memset.implements_option_a then
                X[memset.n, 64] = (memset.setsize + memory_set)<63:0>;
            else
                X[memset.n, 64] = (memset.setsize - memory_set)<63:0>;
                X[memset.d, 64] = memset.toaddress + memory_set;

    else
        X[memset.n, 64] = memset.setsize<63:0>;
        if memset.stage == MOPSSStage\_Prologue || !memset.implements_option_a then
            X[memset.d, 64] = memset.toaddress;

    return;
```

Library pseudocode for aarch64/functions/movewideop/MoveWideOp

```
// MoveWideOp
// =====
// Move wide 16-bit immediate instruction types.

enumeration MoveWideOp {MoveWideOp_N, MoveWideOp_Z, MoveWideOp_K};
```

Library pseudocode for aarch64/functions/movwpreferred/MoveWidePreferred

```
// MoveWidePreferred()
// =====
//
// Return TRUE if a bitmask immediate encoding would generate an immediate
// value that could also be represented by a single MOVZ or MOVN instruction.
// Used as a condition for the preferred MOV<-ORR alias.

boolean MoveWidePreferred(bit sf, bit immN, bits(6) imms, bits(6) immr)
    constant integer s = UInt(imms);
    constant integer r = UInt(immr);
    constant integer width = if sf == '1' then 64 else 32;

    // element size must equal total immediate size
    if sf == '1' && (immN:imms) != '1xxxxxx' then
        return FALSE;
    if sf == '0' && (immN:imms) != '00xxxxx' then
        return FALSE;

    // for MOVZ must contain no more than 16 ones
    if s < 16 then
        // ones must not span halfword boundary when rotated
        return (-r MOD 16) <= (15 - s);

    // for MOVN must contain no more than 16 zeros
    if s >= width - 15 then
        // zeros must not span halfword boundary when rotated
        return (r MOD 16) <= (s - (width - 15));

    return FALSE;
```

Library pseudocode for aarch64/functions/pac/addpac/AddPAC

```
// AddPAC()
// =====
// Calculates the pointer authentication code for a 64-bit quantity and then
// inserts that into pointer authentication code field of that 64-bit quantity.

bits(64) AddPAC(bits(64) ptr, bits(64) modifier, bits(128) K, boolean data)
    constant boolean use_modifier2 = FALSE;
    return InsertPAC(ptr, modifier, Zeros(64), use_modifier2, K, data);
```

Library pseudocode for aarch64/functions/pac/addpac/AddPAC2

```
// AddPAC2()
// =====
// Calculates the pointer authentication code for a 64-bit quantity and then
// inserts that into pointer authentication code field of that 64-bit quantity.

bits(64) AddPAC2(bits(64) ptr, bits(64) modifier1, bits(64) modifier2, bits(128) K, boolean data)
    constant boolean use_modifier2 = TRUE;
    return InsertPAC(ptr, modifier1, modifier2, use_modifier2, K, data);
```



```

// InsertPAC()
// =====
// Calculates the pointer authentication code for a 64-bit quantity and then
// inserts that into pointer authentication code field of that 64-bit quantity.

bits(64) InsertPAC(bits(64) ptr, bits(64) modifier, bits(64) modifier2, boolean use_modifier2,
    bits(128) K, boolean data)

    bits(64) PAC;
    bits(64) result;
    bits(64) ext_ptr;
    bits(64) extfield;
    bit selbit;
    bit bit55;
    constant boolean tbi = EffectiveTBI(ptr, !data, PSTATE.EL) == '1';
    constant boolean mtb = EffectiveMTX(ptr, !data, PSTATE.EL) == '1';
    constant integer top_bit = if tbi then 55 else 63;
    constant boolean EL3_using_lva3 = (IsFeatureImplemented(FEAT_LVA3) &&
        TranslationRegime(PSTATE.EL) == Regime\_EL3 &&
        AArch64.IASize(TCR_EL3.TOSZ) > 52);
    constant boolean is_VA_56bit = (TranslationRegime(PSTATE.EL) == Regime\_EL3 &&
        AArch64.IASize(TCR_EL3.TOSZ) == 56);

    // If tagged pointers are in use for a regime with two TTBRs, use bit<55> of
    // the pointer to select between upper and lower ranges, and preserve this.
    // This handles the awkward case where there is apparently no correct choice between
    // the upper and lower address range - ie an addr of 1xxxxxxx0... with TBI0=0 and TBI1=1
    // and 0xxxxxxx1 with TBI1=0 and TBI0=1:
    if PtrHasUpperAndLowerAddRanges() then
        assert S1TranslationRegime() IN {EL1, EL2};
        if S1TranslationRegime() == EL1 then
            // EL1 translation regime registers
            if data then
                if TCR_EL1.TBI1 == '1' || TCR_EL1.TBI0 == '1' then
                    selbit = ptr<55>;
                else
                    selbit = ptr<63>;
            else
                if ((TCR_EL1.TBI1 == '1' && TCR_EL1.TBID1 == '0') ||
                    (TCR_EL1.TBI0 == '1' && TCR_EL1.TBID0 == '0')) then
                    selbit = ptr<55>;
                else
                    selbit = ptr<63>;
        else
            // EL2 translation regime registers
            if data then
                if TCR_EL2.TBI1 == '1' || TCR_EL2.TBI0 == '1' then
                    selbit = ptr<55>;
                else
                    selbit = ptr<63>;
            else
                if ((TCR_EL2.TBI1 == '1' && TCR_EL2.TBID1 == '0') ||
                    (TCR_EL2.TBI0 == '1' && TCR_EL2.TBID0 == '0')) then
                    selbit = ptr<55>;
                else
                    selbit = ptr<63>;
        else selbit = if tbi then ptr<55> else ptr<63>;

    if IsFeatureImplemented(FEAT_PAuth2) && IsFeatureImplemented(FEAT_CONSTPACFIELD) then
        selbit = ptr<55>;
    constant AddressSize bottom_PAC_bit = CalculateBottomPACBit(selbit);

    if EL3_using_lva3 then
        extfield = Replicate('0', 64);
    else
        extfield = Replicate(selbit, 64);

    // Compute the pointer authentication code for a ptr with good extension bits
    if tbi then
        if bottom_PAC_bit <= 55 then
            ext_ptr = (ptr<63:56> :

```

```

        extfield<55:bottom_PAC_bit> : ptr<bottom_PAC_bit-1:0>;
    else
        ext_ptr = ptr<63:56> : ptr<55:0>;
    elsif mtX then
        if bottom_PAC_bit <= 55 then
            ext_ptr = (extfield<63:60> : ptr<59:56> :
                extfield<55:bottom_PAC_bit> : ptr<bottom_PAC_bit-1:0>);
        else
            ext_ptr = extfield<63:60> : ptr<59:56> : ptr<55:0>;
        else
            ext_ptr = extfield<63:bottom_PAC_bit> : ptr<bottom_PAC_bit-1:0>;

    if use_modifier2 then
        assert IsFeatureImplemented(FEAT_PAuth_LR);
        PAC = ComputePAC2(ext_ptr, modifier, modifier2, K<127:64>, K<63:0>);
    else
        PAC = ComputePAC(ext_ptr, modifier, K<127:64>, K<63:0>);

    if !IsFeatureImplemented(FEAT_PAuth2) then
        // If FEAT_PAuth2 is not implemented, the PAC is corrupted if the pointer does not have
        // a canonical VA.
        assert !mtX;
        assert bottom_PAC_bit <= 52;
        if !IsZero(ptr<top_bit:bottom_PAC_bit>) && !IsOnes(ptr<top_bit:bottom_PAC_bit>) then
            if IsFeatureImplemented(FEAT_EPAC) then
                PAC = 0x0000000000000000<63:0>;
            else
                PAC<top_bit-1> = NOT(PAC<top_bit-1>);

    // Preserve the determination between upper and lower address at bit<55> and insert PAC into
    // bits that are not used for the address or the tag(s).
    if !IsFeatureImplemented(FEAT_PAuth2) then
        assert (bottom_PAC_bit <= 52);
        if tbi then
            result = ptr<63:56>:selbit:PAC<54:bottom_PAC_bit>:ptr<bottom_PAC_bit-1:0>;
        else
            result = PAC<63:56>:selbit:PAC<54:bottom_PAC_bit>:ptr<bottom_PAC_bit-1:0>;
            // A compliant implementation of FEAT_MTE4 also implements FEAT_PAuth2
            assert !mtX;
    else
        if EL3_using_lva3 then
            // Bit 55 is an address bit (when VA size is 56-bits) or
            // used to store PAC (when VA size is less than 56-bits)
            if is_VA_56bit then
                bit55 = ptr<55>;
            else
                bit55 = ptr<55> EOR PAC<55>;
        else
            bit55 = selbit;
        if tbi then
            if bottom_PAC_bit < 55 then
                result = (ptr<63:56> : bit55 :
                    (ptr<54:bottom_PAC_bit> EOR PAC<54:bottom_PAC_bit>) :
                    ptr<bottom_PAC_bit-1:0>);
            else
                result = (ptr<63:56> : bit55 : ptr<54:0>);
        elsif mtX then
            if bottom_PAC_bit < 55 then
                result = ((ptr<63:60> EOR PAC<63:60>) : ptr<59:56> : bit55 :
                    (ptr<54:bottom_PAC_bit> EOR PAC<54:bottom_PAC_bit>) :
                    ptr<bottom_PAC_bit-1:0>);
            else
                result = ((ptr<63:60> EOR PAC<63:60>) : ptr<59:56> : bit55 :
                    ptr<54:0>);
        else
            if bottom_PAC_bit < 55 then
                result = ((ptr<63:56> EOR PAC<63:56>) : bit55 :
                    (ptr<54:bottom_PAC_bit> EOR PAC<54:bottom_PAC_bit>) :
                    ptr<bottom_PAC_bit-1:0>);
            else

```

```

        result = ((ptr<63:56> EOR PAC<63:56>) : bit55 :
                  ptr<54:0>);
    return result;

```

Library pseudocode for aarch64/functions/pac/addpacda/AddPACDA

```

// AddPACDA()
// =====
// Returns a 64-bit value containing x, but replacing the pointer authentication code
// field bits with a pointer authentication code, where the pointer authentication
// code is derived using a cryptographic algorithm as a combination of x, y and the
// APDAKey_EL1.

bits(64) AddPACDA(bits(64) x, bits(64) y)
    constant bits(128) APDAKey_EL1 = APDAKeyHi_EL1<63:0> : APDAKeyLo_EL1<63:0>;
    if !IsAPDAKeyEnabled() then
        return x;
    else
        return AddPAC(x, y, APDAKey_EL1, TRUE);

```

Library pseudocode for aarch64/functions/pac/addpacdb/AddPACDB

```

// AddPACDB()
// =====
// Returns a 64-bit value containing x, but replacing the pointer authentication code
// field bits with a pointer authentication code, where the pointer authentication
// code is derived using a cryptographic algorithm as a combination of x, y and the
// APDBKey_EL1.

bits(64) AddPACDB(bits(64) x, bits(64) y)
    constant bits(128) APDBKey_EL1 = APDBKeyHi_EL1<63:0> : APDBKeyLo_EL1<63:0>;
    if !IsAPDBKeyEnabled() then
        return x;
    else
        return AddPAC(x, y, APDBKey_EL1, TRUE);

```


Library pseudocode for aarch64/functions/pac/addpacga/AddPACGA

```
// AddPACGA()
// =====
// Returns a 64-bit value where the lower 32 bits are 0, and the upper 32 bits contain
// a 32-bit pointer authentication code which is derived using a cryptographic
// algorithm as a combination of x, y and the APGAKey_EL1.

bits(64) AddPACGA(bits(64) x, bits(64) y)
    boolean TrapEL2;
    constant bits(128) APGAKey_EL1 = APGAKeyHi_EL1<63:0> : APGAKeyLo_EL1<63:0>;

    boolean TrapEL3;
    case PSTATE.EL of
        when EL0
            TrapEL2 = EL2Enabled() && HCR_EL2.API == '0' && !IsInHost();
            TrapEL3 = HaveEL(EL3) && SCR_EL3.API == '0';
        when EL1
            TrapEL2 = EL2Enabled() && HCR_EL2.API == '0';
            TrapEL3 = HaveEL(EL3) && SCR_EL3.API == '0';
        when EL2
            TrapEL2 = FALSE;
            TrapEL3 = HaveEL(EL3) && SCR_EL3.API == '0';
        when EL3
            TrapEL2 = FALSE;
            TrapEL3 = FALSE;

    if TrapEL3 && EL3SDDUndefPriority() then
        UNDEFINED;
    elsif TrapEL2 then
        TrapPACUse(EL2);
    elsif TrapEL3 then
        if EL3SDDUndef() then
            UNDEFINED;
        else
            TrapPACUse(EL3);
    else
        return ComputePAC(x, y, APGAKey_EL1<127:64>, APGAKey_EL1<63:0><63:32>:Zeros(32));
```

Library pseudocode for aarch64/functions/pac/addpacia/AddPACIA

```
// AddPACIA()
// =====
// Returns a 64-bit value containing x, but replacing the pointer authentication code
// field bits with a pointer authentication code, where the pointer authentication
// code is derived using a cryptographic algorithm as a combination of x, y, and the
// APIAKey_EL1.

bits(64) AddPACIA(bits(64) x, bits(64) y)
    constant bits(128) APIAKey_EL1 = APIAKeyHi_EL1<63:0>:APIAKeyLo_EL1<63:0>;
    if !IsAPIAKeyEnabled() then
        return x;
    else
        return AddPAC(x, y, APIAKey_EL1, FALSE);
```

Library pseudocode for aarch64/functions/pac/addpacia/AddPACIA2

```
// AddPACIA2()
// =====
// Returns a 64-bit value containing x, but replacing the pointer authentication code
// field bits with a pointer authentication code, where the pointer authentication
// code is derived using a cryptographic algorithm as a combination of x, y, z, and
// the APIAKey_EL1.

bits(64) AddPACIA2(bits(64) x, bits(64) y, bits(64) z)
    constant bits(128) APIAKey_EL1 = APIAKeyHi_EL1<63:0>:APIAKeyLo_EL1<63:0>;
    if !IsAPIAKeyEnabled() then
        return x;
    else
        return AddPAC2(x, y, z, APIAKey_EL1, FALSE);
```

Library pseudocode for aarch64/functions/pac/addpacib/AddPACIB

```
// AddPACIB()
// =====
// Returns a 64-bit value containing x, but replacing the pointer authentication code
// field bits with a pointer authentication code, where the pointer authentication
// code is derived using a cryptographic algorithm as a combination of x, y and the
// APIBKey_EL1.

bits(64) AddPACIB(bits(64) x, bits(64) y)
    constant bits(128) APIBKey_EL1 = APIBKeyHi_EL1<63:0> : APIBKeyLo_EL1<63:0>;
    if !IsAPIBKeyEnabled() then
        return x;
    else
        return AddPAC(x, y, APIBKey_EL1, FALSE);
```

Library pseudocode for aarch64/functions/pac/addpacib/AddPACIB2

```
// AddPACIB2()
// =====
// Returns a 64-bit value containing x, but replacing the pointer authentication code
// field bits with a pointer authentication code, where the pointer authentication
// code is derived using a cryptographic algorithm as a combination of x, y, z, and
// the APIBKey_EL1.

bits(64) AddPACIB2(bits(64) x, bits(64) y, bits(64) z)
    constant bits(128) APIBKey_EL1 = APIBKeyHi_EL1<63:0> : APIBKeyLo_EL1<63:0>;
    if !IsAPIBKeyEnabled() then
        return x;
    else
        return AddPAC2(x, y, z, APIBKey_EL1, FALSE);
```

Library pseudocode for aarch64/functions/pac/auth/AArch64.PACFailException

```
// AArch64.PACFailException()
// =====
// Generates a PAC Fail Exception

AArch64.PACFailException(bits(2) syndrome)
    route_to_el2 = PSTATE.EL == EL0 && EL2Enabled() && HCR_EL2.TGE == '1';
    constant bits(64) preferred_exception_return = ThisInstrAddr(64);
    vect_offset = 0x0;

    except = ExceptionSyndrome(Exception\_PACFail);
    except.syndrome.iss<1:0> = syndrome;
    except.syndrome.iss<24:2> = Zeros(23); // RES0

    if UInt(PSTATE.EL) > UInt(EL0) then
        AArch64.TakeException(PSTATE.EL, except, preferred_exception_return, vect_offset);
    elseif route_to_el2 then
        AArch64.TakeException(EL2, except, preferred_exception_return, vect_offset);
    else
        AArch64.TakeException(EL1, except, preferred_exception_return, vect_offset);
```

Library pseudocode for aarch64/functions/pac/auth/Auth

```
// Auth()
// =====
// Restores the upper bits of the address to be all zeros or all ones (based on the
// value of bit[55]) and computes and checks the pointer authentication code. If the
// check passes, then the restored address is returned. If the check fails, the
// second-top and third-top bits of the extension bits in the pointer authentication code
// field are corrupted to ensure that accessing the address will give a translation fault.

bits(64) Auth(bits(64) ptr, bits(64) modifier, bits(128) K, boolean data, bit key_number,
    boolean is_combined)
    constant boolean use_modifier2 = FALSE;
    return Authenticate(ptr, modifier, Zeros(64), use_modifier2, K, data, key_number, is_combined);
```

Library pseudocode for aarch64/functions/pac/auth/Auth2

```
// Auth2()
// =====
// Restores the upper bits of the address to be all zeros or all ones (based on the
// value of bit[55]) and computes and checks the pointer authentication code. If the
// check passes, then the restored address is returned. If the check fails, the
// second-top and third-top bits of the extension bits in the pointer authentication code
// field are corrupted to ensure that accessing the address will give a translation fault.

bits(64) Auth2(bits(64) ptr, bits(64) modifier1, bits(64) modifier2, bits(128) K,
    boolean data, bit key_number, boolean is_combined)
    constant boolean use_modifier2 = TRUE;
    return Authenticate(ptr, modifier1, modifier2, use_modifier2, K, data, key_number, is_combined);
```



```

// Authenticate()
// =====
// Restores the upper bits of the address to be all zeros or all ones (based on the
// value of bit[55]) and computes and checks the pointer authentication code. If the
// check passes, then the restored address is returned. If the check fails, the
// second-top and third-top bits of the extension bits in the pointer authentication code
// field are corrupted to ensure that accessing the address will give a translation fault.

bits(64) Authenticate(bits(64) ptr, bits(64) modifier, bits(64) modifier2, boolean use_modifier2,
                      bits(128) K, boolean data, bit key_number, boolean is_combined)

    bits(64) PAC;
    bits(64) result;
    bits(64) original_ptr;
    bits(2) error_code;
    bits(64) extfield;

    // Reconstruct the extension field used of adding the PAC to the pointer
    constant boolean tbi = EffectiveTBI(ptr, !data, PSTATE.EL) == '1';
    constant boolean mtx = EffectiveMTX(ptr, !data, PSTATE.EL) == '1';
    constant AddressSize bottom_PAC_bit = CalculateBottomPACBit(ptr<55>);
    constant boolean EL3_using_lva3 = (IsFeatureImplemented(FEAT_LVA3) &&
                                       TranslationRegime(PSTATE.EL) == Regime\_EL3 &&
                                       AArch64.IASize(TCR_EL3.TOSZ) > 52);
    constant boolean is_VA_56bit = (TranslationRegime(PSTATE.EL) == Regime\_EL3 &&
                                   AArch64.IASize(TCR_EL3.TOSZ) == 56);

    if EL3_using_lva3 then
        extfield = Replicate('0', 64);
    else
        extfield = Replicate(ptr<55>, 64);

    if tbi then
        if bottom_PAC_bit <= 55 then
            original_ptr = (ptr<63:56> :
                           extfield<55:bottom_PAC_bit> : ptr<bottom_PAC_bit-1:0>);
        else
            original_ptr = ptr<63:56> : ptr<55:0>;
    elseif mtx then
        if bottom_PAC_bit <= 55 then
            original_ptr = (extfield<63:60> : ptr<59:56> :
                           extfield<55:bottom_PAC_bit> : ptr<bottom_PAC_bit-1:0>);
        else
            original_ptr = extfield<63:60> : ptr<59:56> : ptr<55:0>;
    else
        original_ptr = extfield<63:bottom_PAC_bit> : ptr<bottom_PAC_bit-1:0>;

    if use_modifier2 then
        assert IsFeatureImplemented(FEAT_PAuth_LR);
        PAC = ComputePAC2(original_ptr, modifier, modifier2, K<127:64>, K<63:0>);
    else
        PAC = ComputePAC(original_ptr, modifier, K<127:64>, K<63:0>);
    // Check pointer authentication code
    if tbi then
        if !IsFeatureImplemented(FEAT_PAuth2) then
            assert (bottom_PAC_bit <= 52);
            if PAC<54:bottom_PAC_bit> == ptr<54:bottom_PAC_bit> then
                result = original_ptr;
            else
                error_code = key_number:NOT(key_number);
                result = original_ptr<63:55>:error_code:original_ptr<52:0>;
        else
            result = ptr;
            if EL3_using_lva3 && !is_VA_56bit then
                result<55> = result<55> EOR PAC<55>;
            if (bottom_PAC_bit < 55) then
                result<54:bottom_PAC_bit> = result<54:bottom_PAC_bit> EOR PAC<54:bottom_PAC_bit>;
            if (IsFeatureImplemented(FEAT_FPACCOMBINE) ||
                (IsFeatureImplemented(FEAT_FPAC) && !is_combined)) then
                if (EL3_using_lva3 && !is_VA_56bit && !IsZero(result<55:bottom_PAC_bit>)) then
                    error_code = (if data then '1' else '0'):key_number;
                    AArch64.PACFailException(error_code);

```

```

        elsif (!EL3_using_lva3 && (bottom_PAC_bit < 55) &&
                result<54:bottom_PAC_bit> !=
                Replicate(result<55>, (55-bottom_PAC_bit))) then
            error_code = (if data then '1' else '0'):key_number;
            AArch64.PACFailException(error_code);
    elsif mtx then
        assert IsFeatureImplemented(FEAT_PAuth2);
        result = ptr;
        if EL3_using_lva3 && !is_VA_56bit then
            result<55> = result<55> EOR PAC<55>;
        if (bottom_PAC_bit < 55) then
            result<54:bottom_PAC_bit> = result<54:bottom_PAC_bit> EOR PAC<54:bottom_PAC_bit>;
        result<63:60> = result<63:60> EOR PAC<63:60>;
        if (IsFeatureImplemented(FEAT_FPACCOMBINE) ||
            (IsFeatureImplemented(FEAT_FPAC) && !is_combined)) then
            if (EL3_using_lva3 && !is_VA_56bit &&
                (!IsZero(result<55:bottom_PAC_bit>) || !IsZero(result<63:60>))) then
                error_code = (if data then '1' else '0'):key_number;
                AArch64.PACFailException(error_code);
            elsif (!EL3_using_lva3 && (bottom_PAC_bit < 55) &&
                    ((result<54:bottom_PAC_bit> !=
                     Replicate(result<55>, (55-bottom_PAC_bit)))) ||
                    (result<63:60> != Replicate(result<55>, 4)))) then
                error_code = (if data then '1' else '0'):key_number;
                AArch64.PACFailException(error_code);
        else
            if !IsFeatureImplemented(FEAT_PAuth2) then
                assert (bottom_PAC_bit <= 52);
                if PAC<54:bottom_PAC_bit> == ptr<54:bottom_PAC_bit> && PAC<63:56> == ptr<63:56> then
                    result = original_ptr;
                else
                    error_code = key_number:NOT(key_number);
                    result = original_ptr<63>:error_code:original_ptr<60:0>;
            else
                result = ptr;
                if EL3_using_lva3 && !is_VA_56bit then
                    result<55> = result<55> EOR PAC<55>;
                if bottom_PAC_bit < 55 then
                    result<54:bottom_PAC_bit> = result<54:bottom_PAC_bit> EOR PAC<54:bottom_PAC_bit>;
                result<63:56> = result<63:56> EOR PAC<63:56>;
                if (IsFeatureImplemented(FEAT_FPACCOMBINE) ||
                    (IsFeatureImplemented(FEAT_FPAC) && !is_combined)) then
                    if (EL3_using_lva3 && !IsZero(result<63:bottom_PAC_bit>)) then
                        error_code = (if data then '1' else '0'):key_number;
                        AArch64.PACFailException(error_code);
                    elsif (!EL3_using_lva3 &&
                            result<63:bottom_PAC_bit> !=
                            Replicate(result<55>, (64-bottom_PAC_bit))) then
                        error_code = (if data then '1' else '0'):key_number;
                        AArch64.PACFailException(error_code);
            return result;

```

Library pseudocode for aarch64/functions/pac/authda/AuthDA

```

// AuthDA()
// =====
// Returns a 64-bit value containing x, but replacing the pointer authentication code
// field bits with the extension of the address bits. The instruction checks a pointer
// authentication code in the pointer authentication code field bits of x, using the same
// algorithm and key as AddPACDA().

bits(64) AuthDA(bits(64) x, bits(64) y, boolean is_combined)
    constant bits(128) APDAKey_EL1 = APDAKeyHi_EL1<63:0> : APDAKeyLo_EL1<63:0>;
    if !IsAPDAKeyEnabled() then
        return x;
    else
        return Auth(x, y, APDAKey_EL1, TRUE, '0', is_combined);

```

Library pseudocode for aarch64/functions/pac/authdb/AuthDB

```
// AuthDB()
// =====
// Returns a 64-bit value containing x, but replacing the pointer authentication code
// field bits with the extension of the address bits. The instruction checks a
// pointer authentication code in the pointer authentication code field bits of x, using
// the same algorithm and key as AddPACDB().

bits(64) AuthDB(bits(64) x, bits(64) y, boolean is_combined)
    constant bits(128) APDBKey_EL1 = APDBKeyHi_EL1<63:0> : APDBKeyLo_EL1<63:0>;
    if !IsAPDBKeyEnabled() then
        return x;
    else
        return Auth(x, y, APDBKey_EL1, TRUE, '1', is_combined);
```

Library pseudocode for aarch64/functions/pac/authia/AuthIA

```
// AuthIA()
// =====
// Returns a 64-bit value containing x, but replacing the pointer authentication code
// field bits with the extension of the address bits. The instruction checks a pointer
// authentication code in the pointer authentication code field bits of x, using the same
// algorithm and key as AddPACIA().

bits(64) AuthIA(bits(64) x, bits(64) y, boolean is_combined)
    constant bits(128) APIAKey_EL1 = APIAKeyHi_EL1<63:0> : APIAKeyLo_EL1<63:0>;
    if !IsAPIAKeyEnabled() then
        return x;
    else
        return Auth(x, y, APIAKey_EL1, FALSE, '0', is_combined);
```

Library pseudocode for aarch64/functions/pac/authia/AuthIA2

```
// AuthIA2()
// =====
// Returns a 64-bit value containing x, but replacing the pointer authentication code
// field bits with the extension of the address bits. The instruction checks a pointer
// authentication code in the pointer authentication code field bits of x, using the same
// algorithm and key as AddPACIA2().

bits(64) AuthIA2(bits(64) x, bits(64) y, bits(64) z, boolean is_combined)
    constant bits(128) APIAKey_EL1 = APIAKeyHi_EL1<63:0> : APIAKeyLo_EL1<63:0>;
    if !IsAPIAKeyEnabled() then
        return x;
    else
        return Auth2(x, y, z, APIAKey_EL1, FALSE, '0', is_combined);
```

Library pseudocode for aarch64/functions/pac/authib/AuthIB

```
// AuthIB()
// =====
// Returns a 64-bit value containing x, but replacing the pointer authentication code
// field bits with the extension of the address bits. The instruction checks a pointer
// authentication code in the pointer authentication code field bits of x, using the same
// algorithm and key as AddPACIB().

bits(64) AuthIB(bits(64) x, bits(64) y, boolean is_combined)
    constant bits(128) APIBKey_EL1 = APIBKeyHi_EL1<63:0> : APIBKeyLo_EL1<63:0>;
    if !IsAPIBKeyEnabled() then
        return x;
    else
        return Auth(x, y, APIBKey_EL1, FALSE, '1', is_combined);
```

Library pseudocode for aarch64/functions/pac/authib/AuthIB2

```
// AuthIB2()
// =====
// Returns a 64-bit value containing x, but replacing the pointer authentication code
// field bits with the extension of the address bits. The instruction checks a pointer
// authentication code in the pointer authentication code field bits of x, using the same
// algorithm and key as AddPACIB2().

bits(64) AuthIB2(bits(64) x, bits(64) y, bits(64) z, boolean is_combined)
    constant bits(128) APIBKey_EL1 = APIBKeyHi_EL1<63:0> : APIBKeyLo_EL1<63:0>;
    if !IsAPIBKeyEnabled() then
        return x;
    else
        return Auth2(x, y, z, APIBKey_EL1, FALSE, '1', is_combined);
```

Library pseudocode for aarch64/functions/pac/calcbottompacbit/AArch64.PACEffectiveTxSZ

```
// AArch64.PACEffectiveTxSZ()
// =====
// Compute the effective value for TxSZ used to determine the placement of the PAC field

bits(6) AArch64.PACEffectiveTxSZ(Regime regime, S1TTWParams walkparams)
    constant integer slmaxtxsz = AArch64.MaxTxSZ(walkparams.tgx);
    constant integer slmintxsz = AArch64.S1MinTxSZ(regime, walkparams.dl28,
                                                    walkparams.ds, walkparams.tgx);

    if AArch64.S1TxSZFaults(regime, walkparams) then
        if ConstrainUnpredictable(Unpredictable RESTnSZ) == Constraint_FORCE then
            if UInt(walkparams.txsz) < slmintxsz then
                return slmintxsz<5:0>;
            if UInt(walkparams.txsz) > slmaxtxsz then
                return slmaxtxsz<5:0>;
        elseif UInt(walkparams.txsz) < slmintxsz then
            return slmintxsz<5:0>;
        elseif UInt(walkparams.txsz) > slmaxtxsz then
            return slmaxtxsz<5:0>;

    return walkparams.txsz;
```

Library pseudocode for aarch64/functions/pac/calcbottompacbit/CalculateBottomPACBit

```
// CalculateBottomPACBit()
// =====

AddressSize CalculateBottomPACBit(bit top_bit)
    Regime regime;
    S1TTWParams walkparams;
    AddressSize bottom_PAC_bit;

    regime = TranslationRegime(PSTATE.EL);
    ss = CurrentSecurityState();
    walkparams = AArch64.GetS1TTWParams(regime, PSTATE.EL, ss, Replicate(top_bit, 64));
    bottom_PAC_bit = 64 - UInt(AArch64.PACEffectiveTxSZ(regime, walkparams));

    return bottom_PAC_bit;
```


Library pseudocode for aarch64/functions/pac/computepac/ComputePAC

```
// ComputePAC()
// =====

bits(64) ComputePAC(bits(64) data, bits(64) modifier, bits(64) key0, bits(64) key1)
    if IsFeatureImplemented(FEAT_PACIMP) then
        return ComputePACIMPDEF(data, modifier, key0, key1);
    if IsFeatureImplemented(FEAT_PACQARMA3) then
        constant boolean isqarma3 = TRUE;
        return ComputePACQARMA(data, modifier, key0, key1, isqarma3);
    if IsFeatureImplemented(FEAT_PACQARMA5) then
        constant boolean isqarma3 = FALSE;
        return ComputePACQARMA(data, modifier, key0, key1, isqarma3);
    Unreachable();
```

Library pseudocode for aarch64/functions/pac/computepac/ComputePAC2

```
// ComputePAC2()
// =====

bits(64) ComputePAC2(bits(64) data, bits(64) modifier1, bits(64) modifier2,
    bits(64) key0, bits(64) key1)
    if IsFeatureImplemented(FEAT_PACIMP) then
        return ComputePAC2IMPDEF(data, modifier1, modifier2, key0, key1);
    if IsFeatureImplemented(FEAT_PACQARMA3) then
        constant boolean isqarma3 = TRUE;
        return ComputePAC2QARMA(data, modifier1, modifier2, key0, key1, isqarma3);
    if IsFeatureImplemented(FEAT_PACQARMA5) then
        constant boolean isqarma3 = FALSE;
        return ComputePAC2QARMA(data, modifier1, modifier2, key0, key1, isqarma3);
    Unreachable();
```

Library pseudocode for aarch64/functions/pac/computepac/ComputePAC2IMPDEF

```
// ComputePAC2IMPDEF()
// =====
// Compute IMPLEMENTATION DEFINED cryptographic algorithm to be used for PAC calculation.

bits(64) ComputePAC2IMPDEF(bits(64) data, bits(64) modifier1, bits(64) modifier2, bits(64) key0,
    bits(64) key1);
```

Library pseudocode for aarch64/functions/pac/computepac/ComputePAC2QARMA

```
// ComputePAC2QARMA()
// =====

bits(64) ComputePAC2QARMA(bits(64) data, bits(64) modifier1, bits(64) modifier2, bits(64) key0,
    bits(64) key1, boolean isqarma3)
    constant bits(64) concat_modifiers = modifier2<36:5>:modifier1<35:4>;
    return ComputePACQARMA(data, concat_modifiers, key0, key1, isqarma3);
```

Library pseudocode for aarch64/functions/pac/computepac/ComputePACIMPDEF

```
// ComputePACIMPDEF()
// =====
// Compute IMPLEMENTATION DEFINED cryptographic algorithm to be used for PAC calculation.

bits(64) ComputePACIMPDEF(bits(64) data, bits(64) modifier, bits(64) key0, bits(64) key1);
```



```

// ComputePACQARMA()
// =====
// Compute QARMA3 or QARMA5 cryptographic algorithm for PAC calculation

bits(64) ComputePACQARMA(bits(64) data, bits(64) modifier, bits(64) key0,
                        bits(64) key1, boolean isqarma3)

bits(64) workingval;
bits(64) runningmod;
bits(64) roundkey;
bits(64) modk0;
constant bits(64) Alpha = 0xC0AC29B7C97C50DD<63:0>;

integer iterations;
RC[0] = 0x0000000000000000<63:0>;
RC[1] = 0x13198A2E03707344<63:0>;
RC[2] = 0xA4093822299F31D0<63:0>;

if isqarma3 then
    iterations = 2;
else // QARMA5
    iterations = 4;
    RC[3] = 0x082EFA98EC4E6C89<63:0>;
    RC[4] = 0x452821E638D01377<63:0>;

modk0 = key0<0>:key0<63:2>:(key0<63> EOR key0<1>);
runningmod = modifier;
workingval = data EOR key0;

for i = 0 to iterations
    roundkey = key1 EOR runningmod;
    workingval = workingval EOR roundkey;
    workingval = workingval EOR RC[i];
    if i > 0 then
        workingval = PACCellShuffle(workingval);
        workingval = PACMult(workingval);
    if isqarma3 then
        workingval = PACSub1(workingval);
    else
        workingval = PACSub(workingval);
        runningmod = TweakShuffle(runningmod<63:0>);
    roundkey = modk0 EOR runningmod;
    workingval = workingval EOR roundkey;
    workingval = PACCellShuffle(workingval);
    workingval = PACMult(workingval);
    if isqarma3 then
        workingval = PACSub1(workingval);
    else
        workingval = PACSub(workingval);
    workingval = PACCellShuffle(workingval);
    workingval = PACMult(workingval);
    workingval = key1 EOR workingval;
    workingval = PACCellInvShuffle(workingval);
    if isqarma3 then
        workingval = PACSub1(workingval);
    else
        workingval = PACInvSub(workingval);
    workingval = PACMult(workingval);
    workingval = PACCellInvShuffle(workingval);
    workingval = workingval EOR key0;
    workingval = workingval EOR runningmod;
    for i = 0 to iterations
        if isqarma3 then
            workingval = PACSub1(workingval);
        else
            workingval = PACInvSub(workingval);
        if i < iterations then
            workingval = PACMult(workingval);
            workingval = PACCellInvShuffle(workingval);
        runningmod = TweakInvShuffle(runningmod<63:0>);
        roundkey = key1 EOR runningmod;

```

```

        workingval = workingval EOR RC[iterations-i];
        workingval = workingval EOR roundkey;
        workingval = workingval EOR Alpha;
    workingval = workingval EOR modk0;

    return workingval;

```

Library pseudocode for aarch64/functions/pac/computepac/PACCellInvShuffle

```

// PACCellInvShuffle()
// =====

bits(64) PACCellInvShuffle(bits(64) indata)
    bits(64) outdata;
    outdata<3:0> = indata<15:12>;
    outdata<7:4> = indata<27:24>;
    outdata<11:8> = indata<51:48>;
    outdata<15:12> = indata<39:36>;
    outdata<19:16> = indata<59:56>;
    outdata<23:20> = indata<47:44>;
    outdata<27:24> = indata<7:4>;
    outdata<31:28> = indata<19:16>;
    outdata<35:32> = indata<35:32>;
    outdata<39:36> = indata<55:52>;
    outdata<43:40> = indata<31:28>;
    outdata<47:44> = indata<11:8>;
    outdata<51:48> = indata<23:20>;
    outdata<55:52> = indata<3:0>;
    outdata<59:56> = indata<43:40>;
    outdata<63:60> = indata<63:60>;
    return outdata;

```

Library pseudocode for aarch64/functions/pac/computepac/PACCellShuffle

```

// PACCellShuffle()
// =====

bits(64) PACCellShuffle(bits(64) indata)
    bits(64) outdata;
    outdata<3:0> = indata<55:52>;
    outdata<7:4> = indata<27:24>;
    outdata<11:8> = indata<47:44>;
    outdata<15:12> = indata<3:0>;
    outdata<19:16> = indata<31:28>;
    outdata<23:20> = indata<51:48>;
    outdata<27:24> = indata<7:4>;
    outdata<31:28> = indata<43:40>;
    outdata<35:32> = indata<35:32>;
    outdata<39:36> = indata<15:12>;
    outdata<43:40> = indata<59:56>;
    outdata<47:44> = indata<23:20>;
    outdata<51:48> = indata<11:8>;
    outdata<55:52> = indata<39:36>;
    outdata<59:56> = indata<19:16>;
    outdata<63:60> = indata<63:60>;
    return outdata;

```

Library pseudocode for aarch64/functions/pac/computepac/PACInvSub

```
// PACInvSub()
// =====

bits(64) PACInvSub(bits(64) Tinput)
// This is a 4-bit substitution from the PRINCE-family cipher
bits(64) Toutput;
for i = 0 to 15
    case Elem[Tinput, i, 4] of
        when '0000' Elem[Toutput, i, 4] = '0101';
        when '0001' Elem[Toutput, i, 4] = '1110';
        when '0010' Elem[Toutput, i, 4] = '1101';
        when '0011' Elem[Toutput, i, 4] = '1000';
        when '0100' Elem[Toutput, i, 4] = '1010';
        when '0101' Elem[Toutput, i, 4] = '1011';
        when '0110' Elem[Toutput, i, 4] = '0001';
        when '0111' Elem[Toutput, i, 4] = '1001';
        when '1000' Elem[Toutput, i, 4] = '0010';
        when '1001' Elem[Toutput, i, 4] = '0110';
        when '1010' Elem[Toutput, i, 4] = '1111';
        when '1011' Elem[Toutput, i, 4] = '0000';
        when '1100' Elem[Toutput, i, 4] = '0100';
        when '1101' Elem[Toutput, i, 4] = '1100';
        when '1110' Elem[Toutput, i, 4] = '0111';
        when '1111' Elem[Toutput, i, 4] = '0011';
return Toutput;
```

Library pseudocode for aarch64/functions/pac/computepac/PACMult

```
// PACMult()
// =====

bits(64) PACMult(bits(64) Sinput)
bits(4) t0;
bits(4) t1;
bits(4) t2;
bits(4) t3;
bits(64) Soutput;

for i = 0 to 3
    t0<3:0> = ROL(Elem[Sinput, (i+8), 4], 1) EOR ROL(Elem[Sinput, (i+4), 4], 2);
    t0<3:0> = t0<3:0> EOR ROL(Elem[Sinput, i, 4], 1);
    t1<3:0> = ROL(Elem[Sinput, (i+12), 4], 1) EOR ROL(Elem[Sinput, (i+4), 4], 1);
    t1<3:0> = t1<3:0> EOR ROL(Elem[Sinput, i, 4], 2);
    t2<3:0> = ROL(Elem[Sinput, (i+12), 4], 2) EOR ROL(Elem[Sinput, (i+8), 4], 1);
    t2<3:0> = t2<3:0> EOR ROL(Elem[Sinput, i, 4], 1);
    t3<3:0> = ROL(Elem[Sinput, (i+12), 4], 1) EOR ROL(Elem[Sinput, (i+8), 4], 2);
    t3<3:0> = t3<3:0> EOR ROL(Elem[Sinput, (i+4), 4], 1);
    Elem[Soutput, i, 4] = t3<3:0>;
    Elem[Soutput, (i+4), 4] = t2<3:0>;
    Elem[Soutput, (i+8), 4] = t1<3:0>;
    Elem[Soutput, (i+12), 4] = t0<3:0>;
return Soutput;
```

Library pseudocode for aarch64/functions/pac/computepac/PACSub

```
// PACSub()
// =====

bits(64) PACSub(bits(64) Tinput)
// This is a 4-bit substitution from the PRINCE-family cipher
bits(64) Toutput;
for i = 0 to 15
    case Elem[Tinput, i, 4] of
        when '0000' Elem[Toutput, i, 4] = '1011';
        when '0001' Elem[Toutput, i, 4] = '0110';
        when '0010' Elem[Toutput, i, 4] = '1000';
        when '0011' Elem[Toutput, i, 4] = '1111';
        when '0100' Elem[Toutput, i, 4] = '1100';
        when '0101' Elem[Toutput, i, 4] = '0000';
        when '0110' Elem[Toutput, i, 4] = '1001';
        when '0111' Elem[Toutput, i, 4] = '1110';
        when '1000' Elem[Toutput, i, 4] = '0011';
        when '1001' Elem[Toutput, i, 4] = '0111';
        when '1010' Elem[Toutput, i, 4] = '0100';
        when '1011' Elem[Toutput, i, 4] = '0101';
        when '1100' Elem[Toutput, i, 4] = '1101';
        when '1101' Elem[Toutput, i, 4] = '0010';
        when '1110' Elem[Toutput, i, 4] = '0001';
        when '1111' Elem[Toutput, i, 4] = '1010';
return Toutput;
```

Library pseudocode for aarch64/functions/pac/computepac/PacSub1

```
// PacSub1()
// =====

bits(64) PACSub1(bits(64) Tinput)
// This is a 4-bit substitution from Qarma signal
bits(64) Toutput;
for i = 0 to 15
    case Elem[Tinput, i, 4] of
        when '0000' Elem[Toutput, i, 4] = '1010';
        when '0001' Elem[Toutput, i, 4] = '1101';
        when '0010' Elem[Toutput, i, 4] = '1110';
        when '0011' Elem[Toutput, i, 4] = '0110';
        when '0100' Elem[Toutput, i, 4] = '1111';
        when '0101' Elem[Toutput, i, 4] = '0111';
        when '0110' Elem[Toutput, i, 4] = '0011';
        when '0111' Elem[Toutput, i, 4] = '0101';
        when '1000' Elem[Toutput, i, 4] = '1001';
        when '1001' Elem[Toutput, i, 4] = '1000';
        when '1010' Elem[Toutput, i, 4] = '0000';
        when '1011' Elem[Toutput, i, 4] = '1100';
        when '1100' Elem[Toutput, i, 4] = '1011';
        when '1101' Elem[Toutput, i, 4] = '0001';
        when '1110' Elem[Toutput, i, 4] = '0010';
        when '1111' Elem[Toutput, i, 4] = '0100';
return Toutput;
```

Library pseudocode for aarch64/functions/pac/computepac/RC

```
// RC[]
// ====

array bits(64) RC[0..4];
```

Library pseudocode for aarch64/functions/pac/computepac/TweakCellInvRot

```
// TweakCellInvRot()
// =====

bits(4) TweakCellInvRot(bits(4) incell)
    bits(4) outcell;
    outcell<3> = incell<2>;
    outcell<2> = incell<1>;
    outcell<1> = incell<0>;
    outcell<0> = incell<0> EOR incell<3>;
    return outcell;
```

Library pseudocode for aarch64/functions/pac/computepac/TweakCellRot

```
// TweakCellRot()
// =====

bits(4) TweakCellRot(bits(4) incell)
    bits(4) outcell;
    outcell<3> = incell<0> EOR incell<1>;
    outcell<2> = incell<3>;
    outcell<1> = incell<2>;
    outcell<0> = incell<1>;
    return outcell;
```

Library pseudocode for aarch64/functions/pac/computepac/TweakInvShuffle

```
// TweakInvShuffle()
// =====

bits(64) TweakInvShuffle(bits(64) indata)
    bits(64) outdata;
    outdata<3:0> = TweakCellInvRot(indata<51:48>);
    outdata<7:4> = indata<55:52>;
    outdata<11:8> = indata<23:20>;
    outdata<15:12> = indata<27:24>;
    outdata<19:16> = indata<3:0>;
    outdata<23:20> = indata<7:4>;
    outdata<27:24> = TweakCellInvRot(indata<11:8>);
    outdata<31:28> = indata<15:12>;
    outdata<35:32> = TweakCellInvRot(indata<31:28>);
    outdata<39:36> = TweakCellInvRot(indata<63:60>);
    outdata<43:40> = TweakCellInvRot(indata<59:56>);
    outdata<47:44> = TweakCellInvRot(indata<19:16>);
    outdata<51:48> = indata<35:32>;
    outdata<55:52> = indata<39:36>;
    outdata<59:56> = indata<43:40>;
    outdata<63:60> = TweakCellInvRot(indata<47:44>);
    return outdata;
```

Library pseudocode for aarch64/functions/pac/computepac/TweakShuffle

```
// TweakShuffle()
// =====

bits(64) TweakShuffle(bits(64) indata)
    bits(64) outdata;
    outdata<3:0> = indata<19:16>;
    outdata<7:4> = indata<23:20>;
    outdata<11:8> = TweakCellRot(indata<27:24>);
    outdata<15:12> = indata<31:28>;
    outdata<19:16> = TweakCellRot(indata<47:44>);
    outdata<23:20> = indata<11:8>;
    outdata<27:24> = indata<15:12>;
    outdata<31:28> = TweakCellRot(indata<35:32>);
    outdata<35:32> = indata<51:48>;
    outdata<39:36> = indata<55:52>;
    outdata<43:40> = indata<59:56>;
    outdata<47:44> = TweakCellRot(indata<63:60>);
    outdata<51:48> = TweakCellRot(indata<3:0>);
    outdata<55:52> = indata<7:4>;
    outdata<59:56> = TweakCellRot(indata<43:40>);
    outdata<63:60> = TweakCellRot(indata<39:36>);
    return outdata;
```

Library pseudocode for aarch64/functions/pac/pac/IsAPDAKeyEnabled

```
// IsAPDAKeyEnabled()
// =====
// Returns TRUE if authentication using the APDAKey_EL1 key is enabled.
// Otherwise, depending on the state of the PE, generate a trap, or return FALSE.

boolean IsAPDAKeyEnabled()
    boolean TrapEL2;
    boolean TrapEL3;
    bits(1) Enable;

    case PSTATE.EL of
        when EL0
            constant boolean IsEL1Regime = S1TranslationRegime() == EL1;
            Enable = if IsEL1Regime then SCTLRL_EL1.EnDA else SCTLRL_EL2.EnDA;
            TrapEL2 = EL2Enabled() && HCR_EL2.API == '0' && !IsInHost();
            TrapEL3 = HaveEL(EL3) && SCR_EL3.API == '0';
        when EL1
            Enable = SCTLRL_EL1.EnDA;
            TrapEL2 = EL2Enabled() && HCR_EL2.API == '0';
            TrapEL3 = HaveEL(EL3) && SCR_EL3.API == '0';
        when EL2
            Enable = SCTLRL_EL2.EnDA;
            TrapEL2 = FALSE;
            TrapEL3 = HaveEL(EL3) && SCR_EL3.API == '0';
        when EL3
            Enable = SCTLRL_EL3.EnDA;
            TrapEL2 = FALSE;
            TrapEL3 = FALSE;

    if Enable == '0' then
        return FALSE;
    elsif TrapEL3 && EL3SDDUndefPriority() then
        UNDEFINED;
    elsif TrapEL2 then
        TrapPACUse(EL2);
    elsif TrapEL3 then
        if EL3SDDUndef() then
            UNDEFINED;
        else
            TrapPACUse(EL3);
    else
        return TRUE;
```


Library pseudocode for aarch64/functions/pac/pac/IsAPDBKeyEnabled

```
// IsAPDBKeyEnabled()
// =====
// Returns TRUE if authentication using the APDBKey_EL1 key is enabled.
// Otherwise, depending on the state of the PE, generate a trap, or return FALSE.

boolean IsAPDBKeyEnabled()
    boolean TrapEL2;
    boolean TrapEL3;
    bits(1) Enable;

    case PSTATE.EL of
        when EL0
            constant boolean IsEL1Regime = S1TranslationRegime\(\) == EL1;
            Enable = if IsEL1Regime then SCTLR_EL1.EnDB else SCTLR_EL2.EnDB;
            TrapEL2 = EL2Enabled\(\) && HCR_EL2.API == '0' && !IsInHost\(\);
            TrapEL3 = HaveEL(EL3) && SCR_EL3.API == '0';
        when EL1
            Enable = SCTLR_EL1.EnDB;
            TrapEL2 = EL2Enabled\(\) && HCR_EL2.API == '0';
            TrapEL3 = HaveEL(EL3) && SCR_EL3.API == '0';
        when EL2
            Enable = SCTLR_EL2.EnDB;
            TrapEL2 = FALSE;
            TrapEL3 = HaveEL(EL3) && SCR_EL3.API == '0';
        when EL3
            Enable = SCTLR_EL3.EnDB;
            TrapEL2 = FALSE;
            TrapEL3 = FALSE;

    if Enable == '0' then
        return FALSE;
    elsif TrapEL3 && EL3SDDUndefPriority\(\) then
        UNDEFINED;
    elsif TrapEL2 then
        TrapPACUse(EL2);
    elsif TrapEL3 then
        if EL3SDDUndef() then
            UNDEFINED;
        else
            TrapPACUse(EL3);
    else
        return TRUE;
```

Library pseudocode for aarch64/functions/pac/pac/IsAPIAKeyEnabled

```
// IsAPIAKeyEnabled()
// =====
// Returns TRUE if authentication using the APIAKey_EL1 key is enabled.
// Otherwise, depending on the state of the PE, generate a trap, or return FALSE.

boolean IsAPIAKeyEnabled()
    boolean TrapEL2;
    boolean TrapEL3;
    bits(1) Enable;

    case PSTATE.EL of
        when EL0
            constant boolean IsEL1Regime = S1TranslationRegime\(\) == EL1;
            Enable = if IsEL1Regime then SCTL_EL1.EnIA else SCTL_EL2.EnIA;
            TrapEL2 = EL2Enabled\(\) && HCR_EL2.API == '0' && !IsInHost\(\);
            TrapEL3 = HaveEL(EL3) && SCR_EL3.API == '0';
        when EL1
            Enable = SCTL_EL1.EnIA;
            TrapEL2 = EL2Enabled\(\) && HCR_EL2.API == '0';
            TrapEL3 = HaveEL(EL3) && SCR_EL3.API == '0';
        when EL2
            Enable = SCTL_EL2.EnIA;
            TrapEL2 = FALSE;
            TrapEL3 = HaveEL(EL3) && SCR_EL3.API == '0';
        when EL3
            Enable = SCTL_EL3.EnIA;
            TrapEL2 = FALSE;
            TrapEL3 = FALSE;

    if Enable == '0' then
        return FALSE;
    elsif TrapEL3 && EL3SDDUndefPriority\(\) then
        UNDEFINED;
    elsif TrapEL2 then
        TrapPACUse(EL2);
    elsif TrapEL3 then
        if EL3SDDUndef() then
            UNDEFINED;
        else
            TrapPACUse(EL3);
    else
        return TRUE;
```

Library pseudocode for aarch64/functions/pac/pac/IsAPIBKeyEnabled

```
// IsAPIBKeyEnabled()
// =====
// Returns TRUE if authentication using the APIBKey_EL1 key is enabled.
// Otherwise, depending on the state of the PE, generate a trap, or return FALSE.

boolean IsAPIBKeyEnabled()
    boolean TrapEL2;
    boolean TrapEL3;
    bits(1) Enable;

    case PSTATE.EL of
        when EL0
            constant boolean IsEL1Regime = S1TranslationRegime\(\) == EL1;
            Enable = if IsEL1Regime then SCTLR_EL1.EnIB else SCTLR_EL2.EnIB;
            TrapEL2 = EL2Enabled\(\) && HCR_EL2.API == '0' && !IsInHost\(\);
            TrapEL3 = HaveEL(EL3) && SCR_EL3.API == '0';
        when EL1
            Enable = SCTLR_EL1.EnIB;
            TrapEL2 = EL2Enabled\(\) && HCR_EL2.API == '0';
            TrapEL3 = HaveEL(EL3) && SCR_EL3.API == '0';
        when EL2
            Enable = SCTLR_EL2.EnIB;
            TrapEL2 = FALSE;
            TrapEL3 = HaveEL(EL3) && SCR_EL3.API == '0';
        when EL3
            Enable = SCTLR_EL3.EnIB;
            TrapEL2 = FALSE;
            TrapEL3 = FALSE;

    if Enable == '0' then
        return FALSE;
    elsif TrapEL3 && EL3SDDUndefPriority\(\) then
        UNDEFINED;
    elsif TrapEL2 then
        TrapPACUse(EL2);
    elsif TrapEL3 then
        if EL3SDDUndef() then
            UNDEFINED;
        else
            TrapPACUse(EL3);
    else
        return TRUE;
```

Library pseudocode for aarch64/functions/pac/pac/IsPACMEnabled

```
// IsPACMEnabled()
// =====
// Returns TRUE if the effects of the PACM instruction are enabled, otherwise FALSE.

boolean IsPACMEnabled()
    assert IsFeatureImplemented(FEAT_PAuth) && IsFeatureImplemented(FEAT_PAuth_LR);

    if IsTrivialPACMImplementation() then
        return FALSE;

    boolean enabled;

    // EL2 could force the behavior at EL1 and EL0 to NOP.
    if PSTATE.EL IN {EL0, EL1} && EL2Enabled() && !IsInHost() then
        enabled = IsHCRXEL2Enabled() && HCRX_EL2.PACMEN == '1';
    else
        enabled = TRUE;

    // Otherwise, the SCTLR2_ELx bit determines the behavior.
    if enabled then
        bit enpacm_bit;
        case PSTATE.EL of
            when EL3
                enpacm_bit = SCTLR2_EL3.EnPACM;
            when EL2
                enpacm_bit = if IsSCTLR2EL2Enabled() then SCTLR2_EL2.EnPACM else '0';
            when EL1
                enpacm_bit = if IsSCTLR2EL1Enabled() then SCTLR2_EL1.EnPACM else '0';
            when EL0
                if IsInHost() then
                    enpacm_bit = if IsSCTLR2EL2Enabled() then SCTLR2_EL2.EnPACM0 else '0';
                else
                    enpacm_bit = if IsSCTLR2EL1Enabled() then SCTLR2_EL1.EnPACM0 else '0';
        enabled = enpacm_bit == '1';

    return enabled;
```

Library pseudocode for aarch64/functions/pac/pac/IsTrivialPACMImplementation

```
// IsTrivialPACMImplementation()
// =====
// Returns TRUE if the PE has a trivial implementation of PACM.

boolean IsTrivialPACMImplementation()
    return (IsFeatureImplemented(FEAT_PACIMP) &&
        boolean IMPLEMENTATION_DEFINED "Trivial PSTATE.PACM implementation");
```

Library pseudocode for aarch64/functions/pac/pac/PtrHasUpperAndLowerAddRanges

```
// PtrHasUpperAndLowerAddRanges()
// =====
// Returns TRUE if the pointer has upper and lower address ranges, FALSE otherwise.

boolean PtrHasUpperAndLowerAddRanges()
    regime = TranslationRegime(PSTATE.EL);

    return HasUnprivileged(regime);
```

Library pseudocode for aarch64/functions/pac/strip/Strip

```
// Strip()
// =====
// Strip() returns a 64-bit value containing A, but replacing the pointer authentication
// code field bits with the extension of the address bits. This can apply to either
// instructions or data, where, as the use of tagged pointers is distinct, it might be
// handled differently.

bits(64) Strip(bits(64) A, boolean data)
    bits(64) original_ptr;
    bits(64) extfield;
    constant boolean tbi = EffectiveTBI(A, !data, PSTATE.EL) == '1';
    constant boolean mtX = EffectiveMTX(A, !data, PSTATE.EL) == '1';
    constant AddressSize bottom_PAC_bit = CalculateBottomPACBit(A<55>);
    constant boolean EL3_using_lva3 = (IsFeatureImplemented(FEAT_LVA3) &&
        TranslationRegime(PSTATE.EL) == Regime\_EL3 &&
        AArch64.IASize(TCR_EL3.T0SZ) > 52);

    if EL3_using_lva3 then
        extfield = Replicate('0', 64);
    else
        extfield = Replicate(A<55>, 64);

    if tbi then
        if (bottom_PAC_bit <= 55) then
            original_ptr = (A<63:56> :
                extfield<55:bottom_PAC_bit> : A<bottom_PAC_bit-1:0>);
        else
            original_ptr = A<63:56> : A<55:0>;
    elsif mtX then
        if (bottom_PAC_bit <= 55) then
            original_ptr = (extfield<63:60> : A<59:56> :
                extfield<55:bottom_PAC_bit> : A<bottom_PAC_bit-1:0>);
        else
            original_ptr = extfield<63:60> : A<59:56> : A<55:0>;
    else
        original_ptr = extfield<63:bottom_PAC_bit> : A<bottom_PAC_bit-1:0>;

    return original_ptr;
```

Library pseudocode for aarch64/functions/pac/trappacuse/TrapPACUse

```
// TrapPACUse()
// =====
// Used for the trapping of the pointer authentication functions by higher exception
// levels.

TrapPACUse(bits(2) target_el)
    assert HaveEL(target_el) && target_el != EL0 && UInt(target_el) >= UInt(PSTATE.EL);

    constant bits(64) preferred_exception_return = ThisInstrAddr(64);
    ExceptionRecord except;
    vect_offset = 0;
    except = ExceptionSyndrome(Exception\_PACTrap);
    AArch64.TakeException(target_el, except, preferred_exception_return, vect_offset);
```

Library pseudocode for aarch64/functions/predictionrestrict/AArch64.RestrictPrediction

```
// AArch64.RestrictPrediction()
// =====
// Clear all predictions in the context.

AArch64.RestrictPrediction(bits(64) val, RestrictType restriction)

    ExecutionCntxt c;
    target_el      = val<25:24>;

    // If the target EL is not implemented or the instruction is executed at an
    // EL lower than the specified level, the instruction is treated as a NOP.
    if !HaveEL(target_el) || UInt(target_el) > UInt(PSTATE.EL) then ExecuteAsNOP();

    constant bit ns  = val<26>;
    constant bit nse = val<27>;
    ss = TargetSecurityState(ns, nse);

    // If the combination of Security state and Exception level is not implemented,
    // the instruction is treated as a NOP.
    if ss == SS_Root && target_el != EL3 then ExecuteAsNOP();
    if !IsFeatureImplemented(FEAT_RME) && target_el == EL3 && ss != SS_Secure then
        ExecuteAsNOP();

    c.security  = ss;
    c.target_el = target_el;

    if EL2Enabled() then
        if (PSTATE.EL == EL0 && !IsInHost()) || PSTATE.EL == EL1 then
            c.is_vmid_valid = TRUE;
            c.all_vmid      = FALSE;
            c.vmid          = VMID[];

            elsif (target_el == EL0 && !ELIsInHost(target_el)) || target_el == EL1 then
                c.is_vmid_valid = TRUE;
                c.all_vmid      = val<48> == '1';
                c.vmid          = val<47:32>;          // Only valid if val<48> == '0';

            else
                c.is_vmid_valid = FALSE;
        else
            c.is_vmid_valid = FALSE;

    if PSTATE.EL == EL0 then
        c.is_asid_valid = TRUE;
        c.all_asid      = FALSE;
        c.asid          = ASID[];

    elsif target_el == EL0 then
        c.is_asid_valid = TRUE;
        c.all_asid      = val<16> == '1';
        c.asid          = val<15:0>;          // Only valid if val<16> == '0';

    else
        c.is_asid_valid = FALSE;

    c.restriction = restriction;
    RESTRICT_PREDICTIONS(c);
```

Library pseudocode for aarch64/functions/prefetch/Prefetch

```
// Prefetch()
// =====

// Decode and execute the prefetch hint on ADDRESS specified by PRFOP

Prefetch(bits(64) address, bits(5) prfop)
    PrefetchHint hint;
    integer target;
    boolean stream;

    case prfop<4:3> of
        when '00' hint = Prefetch\_READ;           // PLD: prefetch for load
        when '01' hint = Prefetch\_EXEC;           // PLI: preload instructions
        when '10' hint = Prefetch\_WRITE;          // PST: prepare for store
        when '11' return;                         // unallocated hint
    target = UInt(prfop<2:1>);                     // target cache level
    stream = (prfop<0> != '0');                   // streaming (non-temporal)
    Hint\_Prefetch(address, hint, target, stream);
    return;
```

Library pseudocode for aarch64/functions/pstatefield/PSTATEField

```
// PSTATEField
// =====
// MSR (immediate) instruction destinations.

enumeration PSTATEField {PSTATEField_DAIFFSet, PSTATEField_DAIFFClr,
    PSTATEField_PAN, // Armv8.1
    PSTATEField_UAO, // Armv8.2
    PSTATEField_DIT, // Armv8.4
    PSTATEField_SSBS,
    PSTATEField_TCO, // Armv8.5
    PSTATEField_SVCRSM,
    PSTATEField_SVCRZA,
    PSTATEField_SVCRSMZA,
    PSTATEField_ALLINT,
    PSTATEField_PM,
    PSTATEField_SP
};
```

Library pseudocode for aarch64/functions/ras/AArch64.DelegatedSErrorTarget

```
// AArch64.DelegatedSErrorTarget()
// =====
// Returns whether a delegated SError exception pended by SCR_EL3.VSE is masked,
// and the target Exception level of the delegated SError exception.

(boolean, bits(2)) AArch64.DelegatedSErrorTarget()
    assert IsFeatureImplemented(FEAT_E3DSE);
    if Halted() || PSTATE.EL == EL3 then
        return (TRUE, bits(2) UNKNOWN);

    constant bit effective_amo = EffectiveHCR_AMO();
    constant bit effective_tge = EffectiveTGE();
    constant bit effective_nmea = EffectiveNMEA();

    // The exception is masked by software.
    boolean masked;
    case PSTATE.EL of
        when EL2
            masked = ((effective_tge == '0' && effective_amo == '0') || PSTATE.A == '1');
        when EL1, EL0
            masked = (effective_amo == '0' && PSTATE.A == '1');
        otherwise
            Unreachable();

    // When FEAT_DoubleFault or FEAT_DoubleFault2 is implemented, the mask might be overridden.
    masked = (masked && effective_nmea == '0');

    // The exception might be disabled debug in the Security state indicated by
    // SCR_EL3.{NS, NSE} by external debug.
    constant boolean intdis = ExternalDebugInterruptsDisabled(EL1);

    bits(2) target_el = bits(2) UNKNOWN;
    if EL2Enabled() && effective_amo == '1' && !intdis && PSTATE.EL IN {EL0, EL1} then
        target_el = EL2;
        masked = FALSE;

    elseif (EffectiveHCRX_EL2_TMEA() == '1' && !intdis &&
            ((PSTATE.EL == EL1 && PSTATE.A == '1') ||
             (PSTATE.EL == EL0 && masked && !IsInHost()))) then
        target_el = EL2;
        masked = FALSE;

    elseif PSTATE.EL == EL2 || IsInHost() then
        if !masked then target_el = EL2;

    else
        assert (PSTATE.EL == EL1 || (PSTATE.EL == EL0 && !IsInHost()));
        if !masked then target_el = EL1;

    // External debug might disable the delegated exception for the target Exception level.
    if ExternalDebugInterruptsDisabled(target_el) then
        masked = TRUE;
        target_el = bits(2) UNKNOWN;

    return (masked, target_el);
```


Library pseudocode for aarch64/functions/ras/AArch64.ESBOperation

```
// AArch64.ESBOperation()
// =====
// Perform the AArch64 ESB operation, either for ESB executed in AArch64 state, or for
// ESB in AArch32 state when SError interrupts are routed to an Exception level using
// AArch64

AArch64.ESBOperation()
    bits(2) target_el;
    boolean masked;

    (masked, target_el) = PhysicalErrorTarget();

    // Check for a masked Physical SError pending that can be synchronized
    // by an Error synchronization event.
    if masked && IsSynchronizablePhysicalErrorPending() then
        // This function might be called for an interprocessing case, and INTdis is masking
        // the SError interrupt.
        if ELUsingAArch32\(S1TranslationRegime\)() then
            bits(32) syndrome = Zeros(32);
            syndrome<31> = '1'; // A
            syndrome<15:0> = AArch32.PhysicalErrorSyndrome();
            DISR = syndrome;
        else
            implicit_esb = FALSE;
            bits(64) syndrome = Zeros(64);
            syndrome<31> = '1'; // A
            syndrome<24:0> = AArch64.PhysicalErrorSyndrome(implicit_esb);
            DISR_EL1 = syndrome;
            ClearPendingPhysicalError(); // Set ISR_EL1.A to 0

    return;
```

Library pseudocode for aarch64/functions/ras/AArch64.EncodeAsyncErrorSyndrome

```
// AArch64.EncodeAsyncErrorSyndrome()
// =====
// Return the encoding for specified ErrorState for an SError exception taken
// to AArch64 state.

bits(3) AArch64.EncodeAsyncErrorSyndrome(ErrorState errorstate)
    case errorstate of
        when ErrorState\_UC return '000';
        when ErrorState\_UEU return '001';
        when ErrorState\_UEO return '010';
        when ErrorState\_UER return '011';
        when ErrorState\_CE return '110';
        otherwise Unreachable();
```

Library pseudocode for aarch64/functions/ras/AArch64.EncodeSyncErrorSyndrome

```
// AArch64.EncodeSyncErrorSyndrome()
// =====
// Return the encoding for specified ErrorState for a synchronous Abort
// exception taken to AArch64 state.

bits(2) AArch64.EncodeSyncErrorSyndrome(ErrorState errorstate)
    case errorstate of
        when ErrorState\_UC return '10';
        when ErrorState\_UEU return '10'; // UEU is reported as UC
        when ErrorState\_UEO return '11';
        when ErrorState\_UER return '00';
        otherwise Unreachable();
```

Library pseudocode for aarch64/functions/ras/AArch64.PhysicalErrorSyndrome

```
// AArch64.PhysicalErrorSyndrome()
// =====
// Generate SError syndrome.

bits(25) AArch64.PhysicalErrorSyndrome(boolean implicit_esb)
    bits(25) syndrome = Zeros(25);

    if ReportErrorAsUncategorized() then
        syndrome = Zeros(25);
    elseif ReportErrorAsIMPDEF() then
        syndrome<24> = '1'; // IDS
        syndrome<23:0> = bits(24) IMPLEMENTATION_DEFINED "IMPDEF ErrorState";
    else
        constant FaultRecord fault = GetPendingPhysicalError();
        constant ErrorState errorstate = PEErrorState(fault);
        syndrome<24> = '0'; // IDS
        syndrome<13> = (if implicit_esb then '1' else '0'); // IESB
        syndrome<12:10> = AArch64.EncodeAsyncErrorSyndrome(errorstate); // AET
        syndrome<9> = fault.extflag; // EA
        syndrome<5:0> = '010001'; // DFSC

    return syndrome;
```

Library pseudocode for aarch64/functions/ras/AArch64.dESBOperation

```
// AArch64.dESBOperation()
// =====
// Perform the AArch64 ESB operation for a pending delegated SError exception.

AArch64.dESBOperation()
    assert (IsFeatureImplemented(FEAT_E3DSE) && !ELUsingAArch32(EL3) && PSTATE.EL != EL3);
    // When FEAT_E3DSE is implemented, SCR_EL3.DSE might inject a delegated SError exception.
    boolean dsei_pending, dsei_masked;
    dsei_pending = SCR_EL3.<EnDSE,DSE> == '11';
    (dsei_masked, -) = AArch64.DelegatedErrorTarget();
    if dsei_pending && dsei_masked then
        bits(64) target = Zeros(64);
        target<31> = '1'; // A
        target<24:0> = VESR_EL3<24:0>;
        VDISR_EL3 = target;
        ClearPendingDelegatedError();
    return;
```

Library pseudocode for aarch64/functions/ras/AArch64.vESBOperation

```
// AArch64.vESBOperation()
// =====
// Perform the AArch64 ESB operation for an unmasked pending virtual SError exception.
// If FEAT_E3DSE is implemented and there is no unmasked virtual SError exception
// pending, then AArch64.dESBOperation() is called to perform the AArch64 ESB operation
// for a pending delegated SError exception.

AArch64.vESBOperation()
    assert PSTATE.EL IN {EL0, EL1} && EL2Enabled() && !ELUsingAArch32(EL2);

    // If physical SError exceptions are routed to EL2, and TGE is not set, then a virtual
    // SError exception might be pending.
    vse_i_pending = (IsVirtualSErrorPending() && EffectiveTGE() == '0' &&
        (EffectiveHCR_AMO() == '1' || EffectiveHCRX_EL2_TMEA() == '1'));
    vse_i_masked = PSTATE.A == '1' || Halted() || ExternalDebugInterruptsDisabled(EL1);

    // Check for a masked virtual SError pending
    if vse_i_pending && vse_i_masked then
        // This function might be called for the interprocessing case, and INTdis is masking
        // the virtual SError exception.
        if ELUsingAArch32(EL1) then
            bits(32) target = Zeros(32);
            target<31> = '1'; // A
            target<15:14> = VDFSR<15:14>; // AET
            target<12> = VDFSR<12>; // ExT
            target<9> = TTBCR.EAE; // LPAE
            if TTBCR.EAE == '1' then // Long-descriptor format
                target<5:0> = '010001'; // STATUS
            else // Short-descriptor format
                target<10,3:0> = '10110'; // FS
            VDISR = target;
        else
            bits(64) target = Zeros(64);
            target<31> = '1'; // A
            target<24:0> = VSESR_EL2<24:0>;
            VDISR_EL2 = target;
            ClearPendingVirtualSError();
    elseif IsFeatureImplemented(FEAT_E3DSE) then
        AArch64.dESBOperation();

    return;
```

Library pseudocode for aarch64/functions/ras/FirstRecordOfNode

```
// FirstRecordOfNode()
// =====
// Return the first record in the node that contains the record n.

integer FirstRecordOfNode(integer n)
    for q = n downto 0
        if IsFirstRecordOfNode(q) then return q;
    Unreachable();
```

Library pseudocode for aarch64/functions/ras/IsCommonFaultInjectionImplemented

```
// IsCommonFaultInjectionImplemented()
// =====
// Check if the Common Fault Injection Model Extension is implemented by the node that owns this
// error record.

boolean IsCommonFaultInjectionImplemented(integer n);
```

Library pseudocode for aarch64/functions/ras/IsCountableErrorsRecorded

```
// IsCountableErrorsRecorded()
// =====
// Check whether Error record n records countable errors.

boolean IsCountableErrorsRecorded(integer n);
```

Library pseudocode for aarch64/functions/ras/IsErrorAddressIncluded

```
// IsErrorAddressIncluded()
// =====
// Check whether Error record n includes an address associated with an error.

boolean IsErrorAddressIncluded(integer n);
```

Library pseudocode for aarch64/functions/ras/IsErrorRecordImplemented

```
// IsErrorRecordImplemented()
// =====
// Is the error record n implemented

boolean IsErrorRecordImplemented(integer n);
```

Library pseudocode for aarch64/functions/ras/IsFirstRecordOfNode

```
// IsFirstRecordOfNode()
// =====
// Check if the record q is the first error record in its node.

boolean IsFirstRecordOfNode(integer q);
```

Library pseudocode for aarch64/functions/ras/IsSPMUCounterImplemented

```
// IsSPMUCounterImplemented()
// =====
// Does the System PMU s implement the counter n.

boolean IsSPMUCounterImplemented(integer s, integer n);
```

Library pseudocode for aarch64/functions/rcw/ProtectionEnabled

```
// ProtectionEnabled()
// =====
// Returns TRUE if the ProtectedBit is
// enabled in the current Exception level.

boolean ProtectionEnabled(bits(2) el)
    assert HaveEL(el);
    regime = S1TranslationRegime(el);
    assert(!ELUsingAArch32(regime));
    if (!IsD128Enabled(el)) then
        case regime of
            when EL1
                return IsTCR2EL1Enabled() && TCR2_EL1.PnCH == '1';
            when EL2
                return IsTCR2EL2Enabled() && TCR2_EL2.PnCH == '1';
            when EL3
                return TCR_EL3.PnCH == '1';
    else
        return TRUE;
    return FALSE;
```

Library pseudocode for aarch64/functions/rcw/RCW128_PROTECTED_BIT

```
constant integer RCW128_PROTECTED_BIT = 114;
```

Library pseudocode for aarch64/functions/rcw/RCW64_PROTECTED_BIT

```
constant integer RCW64_PROTECTED_BIT = 52;
```



```

// RCWCheck()
// =====
// Returns nzcvc based on : if the new value for RCW/RCWS instructions satisfy RCW and/or RCWS checks
// Z is set to 1 if RCW checks fail
// C is set to 0 if RCWS checks fail

bits(4) RCWCheck(bits(N) old, bits(N) new, boolean soft)
    assert N IN {64,128};
    constant integer protectedbit = if N == 128 then RCW128\_PROTECTED\_BIT else RCW64\_PROTECTED\_BIT;
    boolean rcw_fail = FALSE;
    boolean rcws_fail = FALSE;
    boolean rcw_state_fail = FALSE;
    boolean rcws_state_fail = FALSE;
    boolean rcw_mask_fail = FALSE;
    boolean rcws_mask_fail = FALSE;

    //Effective RCWMask calculation
    bits(N) rcwmask = RCWMASK_EL1<N-1:0>;
    if N == 64 then
        rcwmask<49:18> = Replicate(rcwmask<17>, 32);
        rcwmask<0> = '0';
    else
        rcwmask<55:17> = Replicate(rcwmask<16>, 39);
        rcwmask<126:125,120:119,107:101,90:56,1:0> = Zeros(48);

    //Effective RCWSMask calculation
    bits(N) rcwsoftmask = RCWSMASK_EL1<N-1:0>;
    if N == 64 then
        rcwsoftmask<49:18> = Replicate(rcwsoftmask<17>, 32);
        rcwsoftmask<0> = '0';
        if (ProtectionEnabled(PSTATE.EL)) then
            rcwsoftmask<52> = '0';
    else
        rcwsoftmask<55:17> = Replicate(rcwsoftmask<16>, 39);
        rcwsoftmask<126:125,120:119,107:101,90:56,1:0> = Zeros(48);
        rcwsoftmask<114> = '0';

    //RCW Checks
    //State Check
    if (ProtectionEnabled(PSTATE.EL)) then
        if old<protectedbit> == '1' then
            rcw_state_fail = new<protectedbit,0> != old<protectedbit,0>;
        elsif old<protectedbit> == '0' then
            rcw_state_fail = new<protectedbit> != old<protectedbit>;

    //Mask Check
    if (ProtectionEnabled(PSTATE.EL)) then
        if old<protectedbit,0> == '11' then
            rcw_mask_fail = IsZero((new EOR old) AND NOT(rcwmask));

    //RCWS Checks
    if soft then
        //State Check
        if old<0> == '1' then
            rcws_state_fail = new<0> != old<0>;
        elsif (!ProtectionEnabled(PSTATE.EL) ||
            (ProtectionEnabled(PSTATE.EL) && old<protectedbit> == '0')) then
            rcws_state_fail = new<0> != old<0>;
        //Mask Check
        if old<0> == '1' then
            rcws_mask_fail = IsZero((new EOR old) AND NOT(rcwsoftmask));

    rcw_fail = rcw_state_fail || rcw_mask_fail ;
    rcws_fail = rcws_state_fail || rcws_mask_fail;

    constant bit n = '0';
    constant bit z = if rcw_fail then '1' else '0';
    constant bit c = if rcws_fail then '0' else '1';
    constant bit v = '0';
    return n:z:c:v;

```

Library pseudocode for aarch64/functions/reduceop/FPReduce

```
// FPReduce()
// =====
// Perform the floating-point operation 'op' on pairs of elements from the input vector,
// reducing the vector to a scalar result.

bits(esize) FPReduce(ReduceOp op, bits(N) input, integer esize, FPCR_Type fpcr)
    bits(esize) hi;
    bits(esize) lo;
    bits(esize) result;
    constant integer half = N DIV 2;

    if N == esize then
        return input<esize-1:0>;

    hi = FPReduce(op, input<N-1:half>, esize, fpcr);
    lo = FPReduce(op, input<half-1:0>, esize, fpcr);
    case op of
        when ReduceOp_FMINNUM
            result = FPMINNum(lo, hi, fpcr);
        when ReduceOp_FMAXNUM
            result = FPMaxNum(lo, hi, fpcr);
        when ReduceOp_FMIN
            result = FPMin(lo, hi, fpcr);
        when ReduceOp_FMAX
            result = FPMax(lo, hi, fpcr);
        when ReduceOp_FADD
            result = FPAdd(lo, hi, fpcr);

    return result;
```

Library pseudocode for aarch64/functions/reduceop/IntReduce

```
// IntReduce()
// =====
// Perform the integer operation 'op' on pairs of elements from the input vector,
// reducing the vector to a scalar result.

bits(esize) IntReduce(ReduceOp op, bits(N) input, integer esize)
    bits(esize) hi;
    bits(esize) lo;
    bits(esize) result;
    constant integer half = N DIV 2;
    if N == esize then
        return input<esize-1:0>;

    hi = IntReduce(op, input<N-1:half>, esize);
    lo = IntReduce(op, input<half-1:0>, esize);
    case op of
        when ReduceOp_ADD
            result = lo + hi;

    return result;
```

Library pseudocode for aarch64/functions/reduceop/ReduceOp

```
// ReduceOp
// =====
// Vector reduce instruction types.

enumeration ReduceOp {ReduceOp_FMINNUM, ReduceOp_FMAXNUM,
    ReduceOp_FMIN, ReduceOp_FMAX,
    ReduceOp_FADD, ReduceOp_ADD};
```


Library pseudocode for aarch64/functions/registers/AArch64.MaybeZeroRegisterUppers

```
// AArch64.MaybeZeroRegisterUppers()
// =====
// On taking an exception to AArch64 from AArch32, it is CONSTRAINED UNPREDICTABLE whether the top
// 32 bits of registers visible at any lower Exception level using AArch32 are set to zero.

AArch64.MaybeZeroRegisterUppers()
    assert UsingAArch32(); // Always called from AArch32 state before entering AArch64 state

    integer first;
    integer last;
    boolean include_R15;
    if PSTATE.EL == EL0 && !ELUsingAArch32(EL1) then
        first = 0; last = 14; include_R15 = FALSE;
    elsif PSTATE.EL IN {EL0, EL1} && EL2Enabled() && !ELUsingAArch32(EL2) then
        first = 0; last = 30; include_R15 = FALSE;
    else
        first = 0; last = 30; include_R15 = TRUE;

    for n = first to last
        if (n != 15 || include_R15) && ConstrainUnpredictableBool(Unpredictable\_ZEROUPPER) then
            _R[n]<63:32> = Zeros(32);

    return;
```

Library pseudocode for aarch64/functions/registers/AArch64.ResetGeneralRegisters

```
// AArch64.ResetGeneralRegisters()
// =====

AArch64.ResetGeneralRegisters()

    for i = 0 to 30
        X[i, 64] = bits(64) UNKNOWN;

    return;
```

Library pseudocode for aarch64/functions/registers/AArch64.ResetSIMDFPRegisters

```
// AArch64.ResetSIMDFPRegisters()
// =====

AArch64.ResetSIMDFPRegisters()

    for i = 0 to 31
        V[i, 128] = bits(128) UNKNOWN;

    return;
```

Library pseudocode for aarch64/functions/registers/AArch64.ResetSpecialRegisters

```
// AArch64.ResetSpecialRegisters()
// =====

AArch64.ResetSpecialRegisters()

    // AArch64 special registers
    SP_EL0 = bits(64) UNKNOWN;
    SP_EL1 = bits(64) UNKNOWN;

    SPSR_EL1 = bits(64) UNKNOWN;
    ELR_EL1 = bits(64) UNKNOWN;
    if HaveEL(EL2) then
        SP_EL2 = bits(64) UNKNOWN;
        SPSR_EL2 = bits(64) UNKNOWN;
        ELR_EL2 = bits(64) UNKNOWN;

    // AArch32 special registers that are not architecturally mapped to AArch64 registers
    if HaveAArch32EL(EL1) then
        SPSR_fiq<31:0> = bits(32) UNKNOWN;
        SPSR_irq<31:0> = bits(32) UNKNOWN;
        SPSR_abt<31:0> = bits(32) UNKNOWN;
        SPSR_und<31:0> = bits(32) UNKNOWN;

    // External debug special registers
    DLR_EL0 = bits(64) UNKNOWN;
    DSPSR_EL0 = bits(64) UNKNOWN;

    return;
```

Library pseudocode for aarch64/functions/registers/AArch64.ResetSystemRegisters

```
// AArch64.ResetSystemRegisters()
// =====

AArch64.ResetSystemRegisters(boolean cold_reset);
```

Library pseudocode for aarch64/functions/registers/ESize

```
// SIMD and Floating-point registers
// ++++++

// ESize
// =====

type ESize = integer;
```

Library pseudocode for aarch64/functions/registers/PC64

```
// Program counter
// ++++++

// PC64 - getter
// =====
// Read program counter.

bits(64) PC64
    return _PC;
```

Library pseudocode for aarch64/functions/registers/SP

```
// SP[] - setter
// =====
// Write a 32-bit or 64-bit value to the current stack pointer.

SP[integer width] = bits(width) value
    assert width IN {64, 32};
    if PSTATE.SP == '0' then
        SP_EL0 = ZeroExtend(value, 64);
    else
        case PSTATE.EL of
            when EL0 SP_EL0 = ZeroExtend(value, 64);
            when EL1 SP_EL1 = ZeroExtend(value, 64);
            when EL2 SP_EL2 = ZeroExtend(value, 64);
            when EL3 SP_EL3 = ZeroExtend(value, 64);
        return;

// SP[] - getter
// =====
// Read the least-significant 32 or 64 bits from the current stack pointer.

bits(width) SP[integer width]
    assert width IN {64, 32};
    if PSTATE.SP == '0' then
        return SP_EL0<width-1:0>;
    else
        case PSTATE.EL of
            when EL0 return SP_EL0<width-1:0>;
            when EL1 return SP_EL1<width-1:0>;
            when EL2 return SP_EL2<width-1:0>;
            when EL3 return SP_EL3<width-1:0>;
```

Library pseudocode for aarch64/functions/registers/SPMCFGR_EL1

```
// SPMCFGR_EL1[] - getter
// =====
// Read the current configuration of System Performance monitor for
// System PMU 's'.

bits(64) SPMCFGR_EL1[integer s];
```

Library pseudocode for aarch64/functions/registers/SPMCGCR_EL1

```
// SPMCGCR_EL1[] - getter
// =====
// Read counter group 'n' configuration for System PMU 's'.

bits(64) SPMCGCR_EL1[integer s, integer n];
```

Library pseudocode for aarch64/functions/registers/SPMCNTENCLR_EL0

```
// SPMCNTENCLR_EL0[] - getter
// =====
// Read the current mapping of disabled event counters for an 's'.

bits(64) SPMCNTENCLR_EL0[integer s];

// SPMCNTENCLR_EL0[] - setter
// =====
// Disable event counters for System PMU 's'.

SPMCNTENCLR_EL0[integer s] = bits(64) value;
```

Library pseudocode for aarch64/functions/registers/SPMCNTENSET_EL0

```
// SPMCNTENSET_EL0[] - getter
// =====
// Read the current mapping for enabled event counters of System PMU 's'.

bits(64) SPMCNTENSET_EL0[integer s];

// SPMCNTENSET_EL0[] - setter
// =====
// Enable event counters of System PMU 's'.

SPMCNTENSET_EL0[integer s] = bits(64) value;
```

Library pseudocode for aarch64/functions/registers/SPMCR_EL0

```
// SPMCR_EL0[] - getter
// =====
// Read the control register for System PMU 's'.

bits(64) SPMCR_EL0[integer s];

// SPMCR_EL0[] - setter
// =====
// Write to the control register for System PMU 's'.

SPMCR_EL0[integer s] = bits(64) value;
```

Library pseudocode for aarch64/functions/registers/SPMDEVAFF_EL1

```
// SPMDEVAFF_EL1[] - getter
// =====
// Read the discovery information for System PMU 's'.

bits(64) SPMDEVAFF_EL1[integer s];
```

Library pseudocode for aarch64/functions/registers/SPMDEVARCH_EL1

```
// SPMDEVARCH_EL1[] - getter
// =====
// Read the discovery information for System PMU 's'.

bits(64) SPMDEVARCH_EL1[integer s];
```

Library pseudocode for aarch64/functions/registers/SPMEVCNTR_EL0

```
// SPMEVCNTR_EL0[] - getter
// =====
// Read a System PMU Event Counter register for counter 'n' of a given
// System PMU 's'.

bits(64) SPMEVCNTR_EL0[integer s, integer n];

// SPMEVCNTR_EL0[] - setter
// =====
// Write to a System PMU Event Counter register for counter 'n' of a given
// System PMU 's'.

SPMEVCNTR_EL0[integer s, integer n] = bits(64) value;
```

Library pseudocode for aarch64/functions/registers/SPMEVFILT2R_EL0

```
// SPMEVFILT2R_EL0[] - getter
// =====
// Read the additional event selection controls for
// counter 'n' of a given System PMU 's'.

bits(64) SPMEVFILT2R_EL0[integer s, integer n];

// SPMEVFILT2R_EL0[] - setter
// =====
// Configure the additional event selection controls for
// counter 'n' of a given System PMU 's'.

SPMEVFILT2R_EL0[integer s, integer n] = bits(64) value;
```

Library pseudocode for aarch64/functions/registers/SPMEVFILTR_EL0

```
// SPMEVFILTR_EL0[] - getter
// =====
// Read the additional event selection controls for
// counter 'n' of a given System PMU 's'.

bits(64) SPMEVFILTR_EL0[integer s, integer n];

// SPMEVFILTR_EL0[] - setter
// =====
// Configure the additional event selection controls for
// counter 'n' of a given System PMU 's'.

SPMEVFILTR_EL0[integer s, integer n] = bits(64) value;
```

Library pseudocode for aarch64/functions/registers/SPMEVTYPER_EL0

```
// SPMEVTYPER_EL0[] - getter
// =====
// Read the current mapping of event with event counter SPMEVCNTR_EL0
// for counter 'n' of a given System PMU 's'.

bits(64) SPMEVTYPER_EL0[integer s, integer n];

// SPMEVTYPER_EL0[] - setter
// =====
// Configure which event increments the event counter SPMEVCNTR_EL0, for
// counter 'n' of a given System PMU 's'.

SPMEVTYPER_EL0[integer s, integer n] = bits(64) value;
```

Library pseudocode for aarch64/functions/registers/SPMIIDR_EL1

```
// SPMIIDR_EL1[] - getter
// =====
// Read the discovery information for System PMU 's'.

bits(64) SPMIIDR_EL1[integer s];
```

Library pseudocode for aarch64/functions/registers/SPMINTENCLR_EL1

```
// SPMINTENCLR_EL1[] - getter
// =====
// Read the masking information for interrupt requests on overflows of
// implemented counters of System PMU 's'.

bits(64) SPMINTENCLR_EL1[integer s];

// SPMINTENCLR_EL1[] - setter
// =====
// Disable the generation of interrupt requests on overflows of
// implemented counters of System PMU 's'.

SPMINTENCLR_EL1[integer s] = bits(64) value;
```

Library pseudocode for aarch64/functions/registers/SPMINTENSET_EL1

```
// SPMINTENSET_EL1[] - getter
// =====
// Read the masking information for interrupt requests on overflows of
// implemented counters of System PMU 's'.

bits(64) SPMINTENSET_EL1[integer s];

// SPMINTENSET_EL1[] - setter
// =====
// Disable the generation of interrupt requests on overflows of
// implemented counters for System PMU 's'.

SPMINTENSET_EL1[integer s] = bits(64) value;
```

Library pseudocode for aarch64/functions/registers/SPMOVSCCLR_EL0

```
// SPMOVSCCLR_EL0[] - getter
// =====
// Read the overflow bit clear status of implemented counters for System PMU 's'.

bits(64) SPMOVSCCLR_EL0[integer s];

// SPMOVSCCLR_EL0[] - setter
// =====
// Clear the overflow bit clear status of implemented counters for
// System PMU 's'.

SPMOVSCCLR_EL0[integer s] = bits(64) value;
```

Library pseudocode for aarch64/functions/registers/SPMOVSSSET_EL0

```
// SPMOVSSSET_EL0[] - getter
// =====
// Read state of the overflow bit for the implemented event counters
// of System PMU 's'.

bits(64) SPMOVSSSET_EL0[integer s];

// SPMOVSSSET_EL0[] - setter
// =====
// Sets the state of the overflow bit for the implemented event counters
// of System PMU 's'.

SPMOVSSSET_EL0[integer s] = bits(64) value;
```

Library pseudocode for aarch64/functions/registers/SPMROOTCR_EL3

```
// SPMROOTCR_EL3[] - getter
// =====
// Read the observability of Root and Realm events by System Performance
// Monitor for System PMU 's'.

bits(64) SPMROOTCR_EL3[integer s];

// SPMROOTCR_EL3[] - setter
// =====
// Configure the observability of Root and Realm events by System
// Performance Monitor for System PMU 's'.

SPMROOTCR_EL3[integer s] = bits(64) value;
```

Library pseudocode for aarch64/functions/registers/SPMSCR_EL1

```
// SPMSCR_EL1[] - getter
// =====
// Read the observability of Secure events by System Performance Monitor
// for System PMU 's'.

bits(64) SPMSCR_EL1[integer s];

// SPMSCR_EL1[] - setter
// =====
// Configure the observability of secure events by System Performance
// Monitor for System PMU 's'.

SPMSCR_EL1[integer s] = bits(64) value;
```

Library pseudocode for aarch64/functions/registers/SPMZR_EL0

```
// SPMZR_EL0[] - getter
// =====
// Read SPMZR_EL0.

bits(64) SPMZR_EL0[integer s];

// SPMZR_EL0[] - setter
// =====
// Set event counters for System PMU 's' to zero.

SPMZR_EL0[integer s] = bits(64) value;
```

Library pseudocode for aarch64/functions/registers/V

```
// V[] - setter
// =====
// Write to SIMD&FP register with implicit extension from
// 8, 16, 32, 64 or 128 bits.

V[integer n, ESize width] = bits(width) value
    assert n >= 0 && n <= 31;
    assert width IN {8, 16, 32, 64, 128};
    constant VecLen vlen = if IsSVEEnabled(PSTATE.EL) then CurrentVL else 128;
    if ConstrainUnpredictableBool(Unpredictable\_SVEZEROUPPER) then
        _Z[n] = ZeroExtend(value, MAX\_VL);
    else
        _Z[n]<vlen-1:0> = ZeroExtend(value, vlen);

// V[] - getter
// =====
// Read from SIMD&FP register with implicit slice of 8, 16
// 32, 64 or 128 bits.

bits(width) V[integer n, ESize width]
    assert n >= 0 && n <= 31;
    assert width IN {8, 16, 32, 64, 128};
    return _Z[n]<width-1:0>;
```

Library pseudocode for aarch64/functions/registers/Vpart

```
// Vpart[] - getter
// =====
// Reads a 128-bit SIMD&FP register in up to two parts:
// part 0 returns the bottom 8, 16, 32 or 64 bits of a value held in the register;
// part 1 returns the top half of the bottom 64 bits or the top half of the 128-bit
// value held in the register.

bits(width) Vpart[integer n, integer part, ESize width]
    assert n >= 0 && n <= 31;
    assert part IN {0, 1};
    if part == 0 then
        assert width < 128;
        return V[n, width];
    else
        assert width IN {32, 64};
        constant bits(128) vreg = V[n, 128];
        return vreg<(width * 2)-1:width>;

// Vpart[] - setter
// =====
// Writes a 128-bit SIMD&FP register in up to two parts:
// part 0 zero extends a 8, 16, 32, or 64-bit value to fill the whole register;
// part 1 inserts a 64-bit value into the top half of the register.

Vpart[integer n, integer part, ESize width] = bits(width) value
    assert n >= 0 && n <= 31;
    assert part IN {0, 1};
    if part == 0 then
        assert width < 128;
        V[n, width] = value;
    else
        assert width == 64;
        constant bits(64) vreg = V[n, 64];
        V[n, 128] = value<63:0> : vreg;
```


Library pseudocode for aarch64/functions/registers/X

```
// X[] - setter
// =====
// Write a 32-bit or 64-bit value to a general-purpose register.

X[integer n, integer width] = bits(width) value
    assert n >= 0 && n <= 31;
    assert width IN {32,64};
    if n != 31 then
        _R[n] = ZeroExtend(value, 64);
    return;

// X[] - getter
// =====
// Read the least-significant 8, 16, 32, or 64 bits from a general-purpose register.

bits(width) X[integer n, integer width]
    assert n >= 0 && n <= 31;
    assert width IN {8, 16, 32, 64};
    constant rw = width;
    if n != 31 then
        return _R[n]<rw-1:0>;
    else
        return Zeros(rw);
```

Library pseudocode for aarch64/functions/shiftreg/DecodeShift

```
// DecodeShift()
// =====
// Decode shift encodings

ShiftType DecodeShift(bits(2) op)
    case op of
        when '00' return ShiftType\_LSL;
        when '01' return ShiftType\_LSR;
        when '10' return ShiftType\_ASR;
        when '11' return ShiftType\_ROR;
```

Library pseudocode for aarch64/functions/shiftreg/ShiftReg

```
// ShiftReg()
// =====
// Perform shift of a register operand

bits(N) ShiftReg(integer reg, ShiftType shifttype, integer amount, integer N)
    bits(N) result = X[reg, N];
    case shifttype of
        when ShiftType\_LSL result = LSL(result, amount);
        when ShiftType\_LSR result = LSR(result, amount);
        when ShiftType\_ASR result = ASR(result, amount);
        when ShiftType\_ROR result = ROR(result, amount);
    return result;
```

Library pseudocode for aarch64/functions/shiftreg/ShiftType

```
// ShiftType
// =====
// AArch64 register shifts.

enumeration ShiftType {ShiftType_LSL, ShiftType_LSR, ShiftType_ASR, ShiftType_ROR};
```

Library pseudocode for aarch64/functions/sme/CounterToPredicate

```
// CounterToPredicate()
// =====

bits(width) CounterToPredicate(bits(16) pred, integer width)
    integer count;
    ESize esize;
    integer elements;
    constant VecLen VL = CurrentVL;
    constant PredLen PL = VL DIV 8;
    constant integer maxbit = Log2(PL * 4);
    assert maxbit <= 14;
    bits(PL*4) result;
    constant boolean invert = pred<15> == '1';

    assert width == PL || width == PL*2 || width == PL*3 || width == PL*4;

    case pred<3:0> of
        when '0000'
            return Zeros(width);
        when 'xxx1'
            count = UInt(pred<maxbit:1>);
            esize = 8;
        when 'xx10'
            count = UInt(pred<maxbit:2>);
            esize = 16;
        when 'x100'
            count = UInt(pred<maxbit:3>);
            esize = 32;
        when '1000'
            count = UInt(pred<maxbit:4>);
            esize = 64;

    elements = (VL * 4) DIV esize;
    result = Zeros(PL*4);
    constant integer psize = esize DIV 8;
    for e = 0 to elements-1
        bit pbit = if e < count then '1' else '0';
        if invert then
            pbit = NOT(pbit);
        Elem[result, e, psize] = ZeroExtend(pbit, psize);

    return result<width-1:0>;
```

Library pseudocode for aarch64/functions/sme/EncodePredCount

```
// EncodePredCount()
// =====

bits(width) EncodePredCount(ESize esize, integer elements,
                             integer count_in, boolean invert_in, integer width)
    integer count = count_in;
    boolean invert = invert_in;
    constant PredLen PL = CurrentVL DIV 8;
    assert width == PL;
    assert esize IN {8, 16, 32, 64};
    assert count >= 0 && count <= elements;
    bits(16) pred;

    if count == 0 then
        return Zeros(width);

    if invert then
        count = elements - count;
    elsif count == elements then
        count = 0;
        invert = TRUE;

    constant bit inv = (if invert then '1' else '0');
    case esize of
        when 8  pred = inv : count<13:0> : '1';
        when 16 pred = inv : count<12:0> : '10';
        when 32 pred = inv : count<11:0> : '100';
        when 64 pred = inv : count<10:0> : '1000';

    return ZeroExtend(pred, width);
```

Library pseudocode for aarch64/functions/sme/Lookup

```
// Lookup Table
// =====

bits(ZT0\_LEN) _ZT0;
```

Library pseudocode for aarch64/functions/sme/PredCountTest

```
// PredCountTest()
// =====

bits(4) PredCountTest(integer elements, integer count, boolean invert)
    bit n, z, c, v;
    z = (if count == 0 then '1' else '0');           // none active
    if !invert then
        n = (if count != 0 then '1' else '0');       // first active
        c = (if count == elements then '0' else '1'); // NOT last active
    else
        n = (if count == elements then '1' else '0'); // first active
        c = (if count != 0 then '0' else '1');       // NOT last active
    v = '0';

    return n:z:c:v;
```

Library pseudocode for aarch64/functions/sme/System

```
// System Registers
// =====

array bits(MAX\_VL) _ZA[0..255];
```

Library pseudocode for aarch64/functions/sme/ZAhslice

```
// ZAhslice[] - getter
// =====

bits(width) ZAhslice[integer tile, ESize esize, integer slice, integer width]
    assert esize IN {8, 16, 32, 64, 128};
    constant integer tiles = esize DIV 8;
    assert tile >= 0 && tile < tiles;
    constant integer slices = CurrentSVL DIV esize;
    assert slice >= 0 && slice < slices;

    return ZAvector[tile + slice * tiles, width];

// ZAhslice[] - setter
// =====

ZAhslice[integer tile, ESize esize, integer slice, integer width] = bits(width) value
    assert esize IN {8, 16, 32, 64, 128};
    constant integer tiles = esize DIV 8;
    assert tile >= 0 && tile < tiles;
    constant integer slices = CurrentSVL DIV esize;
    assert slice >= 0 && slice < slices;

    ZAvector[tile + slice * tiles, width] = value;
```

Library pseudocode for aarch64/functions/sme/ZAslice

```
// ZAslice[] - getter
// =====

bits(width) ZAslice[integer tile, ESize esize, boolean vertical, integer slice, integer width]
    bits(width) result;

    if vertical then
        result = ZAvslice[tile, esize, slice, width];
    else
        result = ZAhslice[tile, esize, slice, width];

    return result;

// ZAslice[] - setter
// =====

ZAslice[integer tile, ESize esize, boolean vertical,
    integer slice, integer width] = bits(width) value
    if vertical then
        ZAvslice[tile, esize, slice, width] = value;
    else
        ZAhslice[tile, esize, slice, width] = value;
```

Library pseudocode for aarch64/functions/sme/ZAtile

```
// ZAtile[] - getter
// =====

bits(width) ZAtile[integer tile, ESize esize, integer width]
    constant VecLen SVL = CurrentSVL;
    constant integer slices = SVL DIV esize;
    assert width == SVL * slices;
    bits(width) result;

    for slice = 0 to slices-1
        Elem[result, slice, SVL] = ZAhslice[tile, esize, slice, SVL];

    return result;

// ZAtile[] - setter
// =====

ZAtile[integer tile, ESize esize, integer width] = bits(width) value
    constant VecLen SVL = CurrentSVL;
    constant integer slices = SVL DIV esize;
    assert width == SVL * slices;

    for slice = 0 to slices-1
        ZAhslice[tile, esize, slice, SVL] = Elem[value, slice, SVL];
```

Library pseudocode for aarch64/functions/sme/ZAvector

```
// ZAvector[] - getter
// =====

bits(width) ZAvector[integer index, integer width]
    assert width == CurrentSVL;
    assert index >= 0 && index < (width DIV 8);

    return \_ZA[index]<width-1:0>;

// ZAvector[] - setter
// =====

ZAvector[integer index, integer width] = bits(width) value
    assert width == CurrentSVL;
    assert index >= 0 && index < (width DIV 8);

    if ConstrainUnpredictableBool(Unpredictable SMEZEROUPPER) then
        \_ZA[index] = ZeroExtend(value, MAX\_VL);
    else
        \_ZA[index]<width-1:0> = value;
```

Library pseudocode for aarch64/functions/sme/ZAvslice

```
// ZAvslice[] - getter
// =====

bits(width) ZAvslice[integer tile, ESize esize, integer slice, integer width]
    constant integer slices = CurrentSVL DIV esize;
    bits(width) result;

    for s = 0 to slices-1
        constant bits(width) hslice = ZAhslice[tile, esize, s, width];
        Elem[result, s, esize] = Elem[hslice, slice, esize];

    return result;

// ZAvslice[] - setter
// =====

ZAvslice[integer tile, ESize esize, integer slice, integer width] = bits(width) value
    constant integer slices = CurrentSVL DIV esize;

    for s = 0 to slices-1
        bits(width) hslice = ZAhslice[tile, esize, s, width];
        Elem[hslice, slice, esize] = Elem[value, s, esize];
        ZAhslice[tile, esize, s, width] = hslice;
```

Library pseudocode for aarch64/functions/sme/ZT0

```
// ZT0[] - getter
// =====

bits(width) ZT0[integer width]
    assert width == ZT0\_LEN;
    return _ZT0<width-1:0>;

// ZT0[] - setter
// =====

ZT0[integer width] = bits(width) value
    assert width == ZT0\_LEN;
    _ZT0<width-1:0> = value;
```

Library pseudocode for aarch64/functions/sve/AArch32.IsFPEnabled

```
// AArch32.IsFPEnabled()
// =====
// Returns TRUE if access to the SIMD&FP instructions or System registers are
// enabled at the target exception level in AArch32 state and FALSE otherwise.

boolean AArch32.IsFPEnabled(bits(2) el)
    if el == EL0 && !ELUsingAArch32(EL1) then
        return AArch64.IsFPEnabled(el);

    if HaveEL(EL3) && ELUsingAArch32(EL3) && CurrentSecurityState() == SS\_NonSecure then
        // Check if access disabled in NSACR
        if NSACR.cp10 == '0' then return FALSE;

    if el IN {EL0, EL1} then
        // Check if access disabled in CPACR
        boolean disabled;
        case CPACR.cp10 of
            when '00' disabled = TRUE;
            when '01' disabled = el == EL0;
            when '10' disabled = ConstrainUnpredictableBool(Unpredictable\_RESCPACR);
            when '11' disabled = FALSE;
        if disabled then return FALSE;

    if el IN {EL0, EL1, EL2} && EL2Enabled() then
        if !ELUsingAArch32(EL2) then
            return AArch64.IsFPEnabled(EL2);
        if HCPTR.TCP10 == '1' then return FALSE;

    if HaveEL(EL3) && !ELUsingAArch32(EL3) then
        // Check if access disabled in CPTR_EL3
        if CPTR_EL3.TFP == '1' then return FALSE;

    return TRUE;
```

Library pseudocode for aarch64/functions/sve/AArch64.IsFPEnabled

```
// AArch64.IsFPEnabled()
// =====
// Returns TRUE if access to the SIMD&FP instructions or System registers are
// enabled at the target exception level in AArch64 state and FALSE otherwise.

boolean AArch64.IsFPEnabled(bits(2) el)
    // Check if access disabled in CPACR_EL1
    if el IN {EL0, EL1} && !IsInHost() then
        // Check SIMD&FP at EL0/EL1
        boolean disabled;
        case CPACR_EL1.FPEN of
            when 'x0' disabled = TRUE;
            when '01' disabled = el == EL0;
            when '11' disabled = FALSE;
        if disabled then return FALSE;

    // Check if access disabled in CPTR_EL2
    if el IN {EL0, EL1, EL2} && EL2Enabled() then
        if ELIsInHost(EL2) then
            boolean disabled;
            case CPTR_EL2.FPEN of
                when 'x0' disabled = TRUE;
                when '01' disabled = el == EL0 && HCR_EL2.TGE == '1';
                when '11' disabled = FALSE;
            if disabled then return FALSE;
        else
            if CPTR_EL2.TFP == '1' then return FALSE;

    // Check if access disabled in CPTR_EL3
    if HaveEL(EL3) then
        if CPTR_EL3.TFP == '1' then return FALSE;

    return TRUE;
```

Library pseudocode for aarch64/functions/sve/ActivePredicateElement

```
// ActivePredicateElement()
// =====
// Returns TRUE if the predicate bit is 1 and FALSE otherwise

boolean ActivePredicateElement(bits(N) pred, integer e, integer esize)
    assert esize IN {8, 16, 32, 64, 128};
    constant integer n = e * (esize DIV 8);
    assert n >= 0 && n < N;
    return pred<n> == '1';
```

Library pseudocode for aarch64/functions/sve/AllElementsActive

```
// AllElementsActive()
// =====
// Return TRUE if all the elements are active in the mask. Otherwise,
// return FALSE.

boolean AllElementsActive(bits(N) mask, integer esize)
    constant integer elements = N DIV (esize DIV 8);
    integer active = 0;
    for e = 0 to elements-1
        if ActivePredicateElement(mask, e, esize) then active = active + 1;
    return active == elements;
```


Library pseudocode for aarch64/functions/sve/AnyActiveElement

```
// AnyActiveElement()
// =====
// Return TRUE if there is at least one active element in mask. Otherwise,
// return FALSE.

boolean AnyActiveElement(bits(N) mask, integer esize)
    return LastActiveElement(mask, esize) >= 0;
```

Library pseudocode for aarch64/functions/sve/BitDeposit

```
// BitDeposit()
// =====
// Deposit the least significant bits from DATA into result positions
// selected by nonzero bits in MASK, setting other result bits to zero.

bits(N) BitDeposit (bits(N) data, bits(N) mask)
    bits(N) res = Zeros(N);
    integer db = 0;
    for rb = 0 to N-1
        if mask<rb> == '1' then
            res<rb> = data<db>;
            db = db + 1;
    return res;
```

Library pseudocode for aarch64/functions/sve/BitExtract

```
// BitExtract()
// =====
// Extract and pack DATA bits selected by the nonzero bits in MASK into
// the least significant result bits, setting other result bits to zero.

bits(N) BitExtract (bits(N) data, bits(N) mask)
    bits(N) res = Zeros(N);
    integer rb = 0;
    for db = 0 to N-1
        if mask<db> == '1' then
            res<rb> = data<db>;
            rb = rb + 1;
    return res;
```

Library pseudocode for aarch64/functions/sve/BitGroup

```
// BitGroup()
// =====
// Extract and pack DATA bits selected by the nonzero bits in MASK into
// the least significant result bits, and pack unselected bits into the
// most significant result bits.

bits(N) BitGroup (bits(N) data, bits(N) mask)
    bits(N) res;
    integer rb = 0;

    // compress masked bits to right
    for db = 0 to N-1
        if mask<db> == '1' then
            res<rb> = data<db>;
            rb = rb + 1;
    // compress unmasked bits to left
    for db = 0 to N-1
        if mask<db> == '0' then
            res<rb> = data<db>;
            rb = rb + 1;
    return res;
```

Library pseudocode for aarch64/functions/sve/CheckNonStreamingSVEEnabled

```
// CheckNonStreamingSVEEnabled()
// =====
// Checks for traps on SVE instructions that are not legal when executed in Streaming mode.

CheckNonStreamingSVEEnabled()
    CheckSVEEnabled();

    if IsFeatureImplemented(FEAT_SME) && PSTATE.SM == '1' && !IsFullA64Enabled() then
        SMEAccessTrap(SMEExceptionType\_Streaming, PSTATE.EL);
```

Library pseudocode for aarch64/functions/sve/CheckOriginalSVEEnabled

```
// CheckOriginalSVEEnabled()
// =====
// Checks for traps on SVE instructions and instructions that access SVE System
// registers.

CheckOriginalSVEEnabled()
    assert IsFeatureImplemented(FEAT_SVE);
    boolean disabled;

    if (HaveEL(EL3) && (CPTR_EL3.EZ == '0' || CPTREL3.TFP == '1') && EL3SDDUndefPriority()) then
        UNDEFINED;

    // Check if access disabled in CPACR_EL1
    if PSTATE.EL IN {EL0, EL1} && !IsInHost() then
        // Check SVE at EL0/EL1
        case CPACR_EL1.ZEN of
            when 'x0' disabled = TRUE;
            when '01' disabled = PSTATE.EL == EL0;
            when '11' disabled = FALSE;
        if disabled then SVEAccessTrap(EL1);

        // Check SIMD&FP at EL0/EL1
        case CPACR_EL1.FPEN of
            when 'x0' disabled = TRUE;
            when '01' disabled = PSTATE.EL == EL0;
            when '11' disabled = FALSE;
        if disabled then AArch64.AdvSIMDFPAccessTrap(EL1);

    // Check if access disabled in CPTR_EL2
    if PSTATE.EL IN {EL0, EL1, EL2} && EL2Enabled() then
        if ELIsInHost(EL2) then
            // Check SVE at EL2
            case CPTR_EL2.ZEN of
                when 'x0' disabled = TRUE;
                when '01' disabled = PSTATE.EL == EL0 && HCR_EL2.TGE == '1';
                when '11' disabled = FALSE;
            if disabled then SVEAccessTrap(EL2);

            // Check SIMD&FP at EL2
            case CPTR_EL2.FPEN of
                when 'x0' disabled = TRUE;
                when '01' disabled = PSTATE.EL == EL0 && HCR_EL2.TGE == '1';
                when '11' disabled = FALSE;
            if disabled then AArch64.AdvSIMDFPAccessTrap(EL2);
        else
            if CPTR_EL2.TZ == '1' then SVEAccessTrap(EL2);
            if CPTR_EL2.TFP == '1' then AArch64.AdvSIMDFPAccessTrap(EL2);

    // Check if access disabled in CPTR_EL3
    if HaveEL(EL3) then
        if CPTR_EL3.EZ == '0' then
            if EL3SDDUndef() then UNDEFINED;
            SVEAccessTrap(EL3);

        if CPTR_EL3.TFP == '1' then
            if EL3SDDUndef() then UNDEFINED;
            AArch64.AdvSIMDFPAccessTrap(EL3);
```

Library pseudocode for aarch64/functions/sve/CheckSMEAccess

```
// CheckSMEAccess()
// =====
// Check that access to SME System registers is enabled.

CheckSMEAccess()
    boolean disabled;

    if HaveEL(EL3) && CPTR_EL3.ESM == '0' && EL3SDDUndefPriority() then
        UNDEFINED;

    // Check if access disabled in CPACR_EL1
    if PSTATE.EL IN {EL0, EL1} && !IsInHost() then
        // Check SME at EL0/EL1
        case CPACR_EL1.SMEN of
            when 'x0' disabled = TRUE;
            when '01' disabled = PSTATE.EL == EL0;
            when '11' disabled = FALSE;
        if disabled then SMEAccessTrap(SMEEExceptionType_AccessTrap, EL1);

    if PSTATE.EL IN {EL0, EL1, EL2} && EL2Enabled() then
        if ELIsInHost(EL2) then
            // Check SME at EL2
            case CPTR_EL2.SMEN of
                when 'x0' disabled = TRUE;
                when '01' disabled = PSTATE.EL == EL0 && HCR_EL2.TGE == '1';
                when '11' disabled = FALSE;
            if disabled then SMEAccessTrap(SMEEExceptionType_AccessTrap, EL2);
        else
            if CPTR_EL2.TSM == '1' then SMEAccessTrap(SMEEExceptionType_AccessTrap, EL2);

    // Check if access disabled in CPTR_EL3
    if HaveEL(EL3) then
        if CPTR_EL3.ESM == '0' then
            if EL3SDDUndef() then UNDEFINED;
            SMEAccessTrap(SMEEExceptionType_AccessTrap, EL3);
```

Library pseudocode for aarch64/functions/sve/CheckSMEAndZAAEnabled

```
// CheckSMEAndZAAEnabled()
// =====

CheckSMEAndZAAEnabled()
    CheckSMEEnabled();

    if PSTATE.ZA == '0' then
        SMEAccessTrap(SMEEExceptionType_InactiveZA, PSTATE.EL);
```

Library pseudocode for aarch64/functions/sve/CheckSMEEnabled

```
// CheckSMEEnabled()
// =====

CheckSMEEnabled()
    boolean disabled;

    if HaveEL(EL3) && CPTR_EL3.<ESM,TFP> != '10' && EL3SDDUndefPriority() then
        UNDEFINED;

    // Check if access disabled in CPACR_EL1
    if PSTATE.EL IN {EL0, EL1} && !IsInHost() then
        // Check SME at EL0/EL1
        case CPACR_EL1.SMEN of
            when 'x0' disabled = TRUE;
            when '01' disabled = PSTATE.EL == EL0;
            when '11' disabled = FALSE;
        if disabled then SMEAccessTrap(SMEExceptionType_AccessTrap, EL1);

    // Check SIMD&FP at EL0/EL1
    case CPACR_EL1.FPEN of
        when 'x0' disabled = TRUE;
        when '01' disabled = PSTATE.EL == EL0;
        when '11' disabled = FALSE;
    if disabled then AArch64.AdvSIMDFPAccessTrap(EL1);

    if PSTATE.EL IN {EL0, EL1, EL2} && EL2Enabled() then
        if ELIsInHost(EL2) then
            // Check SME at EL2
            case CPTR_EL2.SMEN of
                when 'x0' disabled = TRUE;
                when '01' disabled = PSTATE.EL == EL0 && HCR_EL2.TGE == '1';
                when '11' disabled = FALSE;
            if disabled then SMEAccessTrap(SMEExceptionType_AccessTrap, EL2);

            // Check SIMD&FP at EL2
            case CPTR_EL2.FPEN of
                when 'x0' disabled = TRUE;
                when '01' disabled = PSTATE.EL == EL0 && HCR_EL2.TGE == '1';
                when '11' disabled = FALSE;
            if disabled then AArch64.AdvSIMDFPAccessTrap(EL2);
        else
            if CPTR_EL2.TSM == '1' then SMEAccessTrap(SMEExceptionType_AccessTrap, EL2);
            if CPTR_EL2.TFP == '1' then AArch64.AdvSIMDFPAccessTrap(EL2);

    // Check if access disabled in CPTR_EL3
    if HaveEL(EL3) then
        if CPTR_EL3.ESM == '0' then
            if EL3SDDUndef() then UNDEFINED;
            SMEAccessTrap(SMEExceptionType_AccessTrap, EL3);

        if CPTR_EL3.TFP == '1' then
            if EL3SDDUndef() then UNDEFINED;
            AArch64.AdvSIMDFPAccessTrap(EL3);
```

Library pseudocode for aarch64/functions/sve/CheckSMEZT0Enabled

```
// CheckSMEZT0Enabled()
// =====
// Checks for ZT0 enabled.

CheckSMEZT0Enabled()
    if HaveEL\(EL3\) && SMCR_EL3.EZT0 == '0' && EL3SDDUndefPriority\(\) then
        UNDEFINED;

    // Check if ZA and ZT0 are inactive in PSTATE
    if PSTATE.ZA == '0' then
        SMEAccessTrap\(SMEExceptionType\_InactiveZA, PSTATE.EL\);

    // Check if EL0/EL1 accesses to ZT0 are disabled in SMCR_EL1
    if PSTATE.EL IN {EL0, EL1} && !IsInHost\(\) then
        if SMCR_EL1.EZT0 == '0' then
            SMEAccessTrap\(SMEExceptionType\_InaccessibleZT0, EL1\);

    // Check if EL0/EL1/EL2 accesses to ZT0 are disabled in SMCR_EL2
    if PSTATE.EL IN {EL0, EL1, EL2} && EL2Enabled\(\) then
        if SMCR_EL2.EZT0 == '0' then
            SMEAccessTrap\(SMEExceptionType\_InaccessibleZT0, EL2\);

    // Check if all accesses to ZT0 are disabled in SMCR_EL3
    if HaveEL\(EL3\) then
        if SMCR_EL3.EZT0 == '0' then
            if EL3SDDUndef\(\) then UNDEFINED;
            SMEAccessTrap\(SMEExceptionType\_InaccessibleZT0, EL3\);
```

Library pseudocode for aarch64/functions/sve/CheckSVEEnabled

```
// CheckSVEEnabled()
// =====
// Checks for traps on SVE instructions and instructions that
// access SVE System registers.

CheckSVEEnabled()
    if IsFeatureImplemented(FEAT_SME) && PSTATE.SM == '1' then
        CheckSMEEnabled\(\);
    elsif IsFeatureImplemented(FEAT_SME) && !IsFeatureImplemented(FEAT_SVE) then
        CheckStreamingSVEEnabled\(\);
    else
        CheckOriginalSVEEnabled\(\);
```

Library pseudocode for aarch64/functions/sve/CheckStreamingSVEAndZAEEnabled

```
// CheckStreamingSVEAndZAEEnabled()
// =====

CheckStreamingSVEAndZAEEnabled()
    CheckStreamingSVEEnabled\(\);

    if PSTATE.ZA == '0' then
        SMEAccessTrap\(SMEExceptionType\_InactiveZA, PSTATE.EL\);
```

Library pseudocode for aarch64/functions/sve/CheckStreamingSVEEnabled

```
// CheckStreamingSVEEnabled()
// =====

CheckStreamingSVEEnabled()
    CheckSMEEnabled\(\);

    if PSTATE.SM == '0' then
        SMEAccessTrap\(SMEExceptionType\_NotStreaming, PSTATE.EL\);
```

Library pseudocode for aarch64/functions/sve/CmpOp

```
// CmpOp
// =====

enumeration CmpOp { Cmp_EQ, Cmp_NE, Cmp_GE, Cmp_GT, Cmp_LT, Cmp_LE, Cmp_UN };
```

Library pseudocode for aarch64/functions/sve/CurrentNSVL

```
// CurrentNSVL - getter
// =====
// Non-Streaming VL

VecLen CurrentNSVL
integer vl;

if PSTATE.EL == EL1 || (PSTATE.EL == EL0 && !IsInHost\(\)) then
    vl = UInt(ZCR_EL1.LEN);

if PSTATE.EL == EL2 || (PSTATE.EL == EL0 && IsInHost\(\)) then
    vl = UInt(ZCR_EL2.LEN);
elsif PSTATE.EL IN {EL0, EL1} && EL2Enabled\(\) then
    vl = Min(vl, UInt(ZCR_EL2.LEN));

if PSTATE.EL == EL3 then
    vl = UInt(ZCR_EL3.LEN);
elsif HaveEL(EL3) then
    vl = Min(vl, UInt(ZCR_EL3.LEN));

return ImplementedSVEVectorLength((vl + 1) * 128);
```

Library pseudocode for aarch64/functions/sve/CurrentSVL

```
// CurrentSVL - getter
// =====
// Streaming SVL

VecLen CurrentSVL
integer vl;

if PSTATE.EL == EL1 || (PSTATE.EL == EL0 && !IsInHost\(\)) then
    vl = UInt(SMCR_EL1.LEN);

if PSTATE.EL == EL2 || (PSTATE.EL == EL0 && IsInHost\(\)) then
    vl = UInt(SMCR_EL2.LEN);
elsif PSTATE.EL IN {EL0, EL1} && EL2Enabled\(\) then
    vl = Min(vl, UInt(SMCR_EL2.LEN));

if PSTATE.EL == EL3 then
    vl = UInt(SMCR_EL3.LEN);
elsif HaveEL(EL3) then
    vl = Min(vl, UInt(SMCR_EL3.LEN));

return ImplementedSMEVectorLength((vl + 1) * 128);
```

Library pseudocode for aarch64/functions/sve/CurrentVL

```
// CurrentVL - getter
// =====

VecLen CurrentVL
return if IsFeatureImplemented(FEAT_SME) && PSTATE.SM == '1' then CurrentSVL else CurrentNSVL;
```

Library pseudocode for aarch64/functions/sve/DecodePredCount

```
// DecodePredCount()
// =====

integer DecodePredCount(bits(5) bitpattern, integer esize)
    constant integer elements = CurrentVL DIV esize;
    integer numElem;
    case bitpattern of
        when '00000' numElem = FloorPow2(elements);
        when '00001' numElem = if elements >= 1 then 1 else 0;
        when '00010' numElem = if elements >= 2 then 2 else 0;
        when '00011' numElem = if elements >= 3 then 3 else 0;
        when '00100' numElem = if elements >= 4 then 4 else 0;
        when '00101' numElem = if elements >= 5 then 5 else 0;
        when '00110' numElem = if elements >= 6 then 6 else 0;
        when '00111' numElem = if elements >= 7 then 7 else 0;
        when '01000' numElem = if elements >= 8 then 8 else 0;
        when '01001' numElem = if elements >= 16 then 16 else 0;
        when '01010' numElem = if elements >= 32 then 32 else 0;
        when '01011' numElem = if elements >= 64 then 64 else 0;
        when '01100' numElem = if elements >= 128 then 128 else 0;
        when '01101' numElem = if elements >= 256 then 256 else 0;
        when '11101' numElem = elements - (elements MOD 4);
        when '11110' numElem = elements - (elements MOD 3);
        when '11111' numElem = elements;
        otherwise    numElem = 0;
    return numElem;
```

Library pseudocode for aarch64/functions/sve/ElemFFR

```
// ElemFFR[] - getter
// =====

bit ElemFFR[integer e, ESize esize]
    return PredicateElement(_FFR, e, esize);

// ElemFFR[] - setter
// =====

ElemFFR[integer e, ESize esize] = bit value
    constant integer psize = esize DIV 8;
    Elem[_FFR, e, psize] = ZeroExtend(value, psize);
    return;
```

Library pseudocode for aarch64/functions/sve/FFR

```
// FFR[] - getter
// =====

bits(width) FFR[integer width]
    assert width == CurrentVL DIV 8;
    return _FFR<width-1:0>;

// FFR[] - setter
// =====

FFR[integer width] = bits(width) value
    assert width == CurrentVL DIV 8;
    if ConstrainUnpredictableBool(Unpredictable\_SVEZEROUPPER) then
        _FFR = ZeroExtend(value, MAX\_PL);
    else
        _FFR<width-1:0> = value;
```


Library pseudocode for aarch64/functions/sve/FPCompareNE

```
// FPCompareNE()
// =====

boolean FPCompareNE(bits(N) op1, bits(N) op2, FPCR\_Type fpcr)
    assert N IN {16,32,64};
    boolean result;
    (type1,sign1,value1) = FPUnpack(op1, fpcr);
    (type2,sign2,value2) = FPUnpack(op2, fpcr);
    op1_nan = type1 IN {FPType\_SNaN, FPType\_QNaN};
    op2_nan = type2 IN {FPType\_SNaN, FPType\_QNaN};

    if op1_nan || op2_nan then
        result = TRUE;
        if type1 == FPType\_SNaN || type2 == FPType\_SNaN then
            FPProcessException(FPExc\_InvalidOp, fpcr);
        else // All non-NaN cases can be evaluated on the values produced by FPUnpack()
            result = (value1 != value2);
            FPProcessDenorms(type1, type2, N, fpcr);
    return result;
```

Library pseudocode for aarch64/functions/sve/FPCompareUN

```
// FPCompareUN()
// =====

boolean FPCompareUN(bits(N) op1, bits(N) op2, FPCR\_Type fpcr)
    assert N IN {16,32,64};
    (type1,sign1,value1) = FPUnpack(op1, fpcr);
    (type2,sign2,value2) = FPUnpack(op2, fpcr);

    if type1 == FPType\_SNaN || type2 == FPType\_SNaN then
        FPProcessException(FPExc\_InvalidOp, fpcr);

    result = type1 IN {FPType\_SNaN, FPType\_QNaN} || type2 IN {FPType\_SNaN, FPType\_QNaN};
    if !result then
        FPProcessDenorms(type1, type2, N, fpcr);

    return result;
```

Library pseudocode for aarch64/functions/sve/FPConvertSVE

```
// FPConvertSVE()
// =====

bits(M) FPConvertSVE(bits(N) op, FPCR\_Type fpcr_in, FPRounding rounding, integer M)
    FPCR\_Type fpcr = fpcr_in;
    fpcr.AHP = '0';
    return FPConvert(op, fpcr, rounding, M);

// FPConvertSVE()
// =====

bits(M) FPConvertSVE(bits(N) op, FPCR\_Type fpcr_in, integer M)
    FPCR\_Type fpcr = fpcr_in;
    fpcr.AHP = '0';
    return FPConvert(op, fpcr, FPRoundingMode(fpcr), M);
```

Library pseudocode for aarch64/functions/sve/FPExpA

```
// FPExpA()
// =====

bits(N) FPExpA(bits(N) op)
    assert N IN {16,32,64};
    bits(N) result;
    bits(N) coeff;
    constant integer idx = if N == 16 then UInt(op<4:0>) else UInt(op<5:0>);
    coeff = FPExpCoefficient[idx, N];
    if N == 16 then
        result<15:0> = '0':op<9:5>:coeff<9:0>;
    elsif N == 32 then
        result<31:0> = '0':op<13:6>:coeff<22:0>;
    else // N == 64
        result<63:0> = '0':op<16:6>:coeff<51:0>;

    return result;
```



```

// FPExpCoefficient()
// =====

bits(N) FPExpCoefficient(integer index, integer N)
    assert N IN {16,32,64};
    integer result;

    if N == 16 then
        case index of
            when 0 result = 0x000;
            when 1 result = 0x016;
            when 2 result = 0x02d;
            when 3 result = 0x045;
            when 4 result = 0x05d;
            when 5 result = 0x075;
            when 6 result = 0x08e;
            when 7 result = 0x0a8;
            when 8 result = 0x0c2;
            when 9 result = 0x0dc;
            when 10 result = 0x0f8;
            when 11 result = 0x114;
            when 12 result = 0x130;
            when 13 result = 0x14d;
            when 14 result = 0x16b;
            when 15 result = 0x189;
            when 16 result = 0x1a8;
            when 17 result = 0x1c8;
            when 18 result = 0x1e8;
            when 19 result = 0x209;
            when 20 result = 0x22b;
            when 21 result = 0x24e;
            when 22 result = 0x271;
            when 23 result = 0x295;
            when 24 result = 0x2ba;
            when 25 result = 0x2e0;
            when 26 result = 0x306;
            when 27 result = 0x32e;
            when 28 result = 0x356;
            when 29 result = 0x37f;
            when 30 result = 0x3a9;
            when 31 result = 0x3d4;

        elsif N == 32 then
            case index of
                when 0 result = 0x000000;
                when 1 result = 0x0164d2;
                when 2 result = 0x02cd87;
                when 3 result = 0x043a29;
                when 4 result = 0x05aac3;
                when 5 result = 0x071f62;
                when 6 result = 0x08980f;
                when 7 result = 0x0a14d5;
                when 8 result = 0x0b95c2;
                when 9 result = 0x0d1adf;
                when 10 result = 0x0ea43a;
                when 11 result = 0x1031dc;
                when 12 result = 0x11c3d3;
                when 13 result = 0x135a2b;
                when 14 result = 0x14f4f0;
                when 15 result = 0x16942d;
                when 16 result = 0x1837f0;
                when 17 result = 0x19e046;
                when 18 result = 0x1b8d3a;
                when 19 result = 0x1d3eda;
                when 20 result = 0x1ef532;
                when 21 result = 0x20b051;
                when 22 result = 0x227043;
                when 23 result = 0x243516;
                when 24 result = 0x25fed7;
                when 25 result = 0x27cd94;

```

```

when 26 result = 0x29a15b;
when 27 result = 0x2b7a3a;
when 28 result = 0x2d583f;
when 29 result = 0x2f3b79;
when 30 result = 0x3123f6;
when 31 result = 0x3311c4;
when 32 result = 0x3504f3;
when 33 result = 0x36fd92;
when 34 result = 0x38fbaf;
when 35 result = 0x3aff5b;
when 36 result = 0x3d08a4;
when 37 result = 0x3f179a;
when 38 result = 0x412c4d;
when 39 result = 0x4346cd;
when 40 result = 0x45672a;
when 41 result = 0x478d75;
when 42 result = 0x49b9be;
when 43 result = 0x4bec15;
when 44 result = 0x4e248c;
when 45 result = 0x506334;
when 46 result = 0x52a81e;
when 47 result = 0x54f35b;
when 48 result = 0x5744fd;
when 49 result = 0x599d16;
when 50 result = 0x5bfbb8;
when 51 result = 0x5e60f5;
when 52 result = 0x60ccdf;
when 53 result = 0x633f89;
when 54 result = 0x65b907;
when 55 result = 0x68396a;
when 56 result = 0x6ac0c7;
when 57 result = 0x6d4f30;
when 58 result = 0x6fe4ba;
when 59 result = 0x728177;
when 60 result = 0x75257d;
when 61 result = 0x77d0df;
when 62 result = 0x7a83b3;
when 63 result = 0x7d3e0c;

else // N == 64
  case index of
    when 0 result = 0x00000000000000;
    when 1 result = 0x02C9A3E778061;
    when 2 result = 0x059B0D3158574;
    when 3 result = 0x0874518759BC8;
    when 4 result = 0x0B5586CF9890F;
    when 5 result = 0x0E3EC32D3D1A2;
    when 6 result = 0x11301D0125B51;
    when 7 result = 0x1429AAEA92DE0;
    when 8 result = 0x172B83C7D517B;
    when 9 result = 0x1A35BEB6FCB75;
    when 10 result = 0x1D4873168B9AA;
    when 11 result = 0x2063B88628CD6;
    when 12 result = 0x2387A6E756238;
    when 13 result = 0x26B4565E27CDD;
    when 14 result = 0x29E9DF51FDEE1;
    when 15 result = 0x2D285A6E4030B;
    when 16 result = 0x306FE0A31B715;
    when 17 result = 0x33C08B26416FF;
    when 18 result = 0x371A7373AA9CB;
    when 19 result = 0x3A7DB34E59FF7;
    when 20 result = 0x3DEA64C123422;
    when 21 result = 0x4160A21F72E2A;
    when 22 result = 0x44E086061892D;
    when 23 result = 0x486A2B5C13CD0;
    when 24 result = 0x4BFDAD5362A27;
    when 25 result = 0x4F9B2769D2CA7;
    when 26 result = 0x5342B569D4F82;
    when 27 result = 0x56F4736B527DA;
    when 28 result = 0x5AB07DD485429;

```

```

when 29 result = 0x5E76F15AD2148;
when 30 result = 0x6247EB03A5585;
when 31 result = 0x6623882552225;
when 32 result = 0x6A09E667F3BCD;
when 33 result = 0x6DFB23C651A2F;
when 34 result = 0x71F75E8EC5F74;
when 35 result = 0x75FEB564267C9;
when 36 result = 0x7A11473EB0187;
when 37 result = 0x7E2F336CF4E62;
when 38 result = 0x82589994CCE13;
when 39 result = 0x868D99B4492ED;
when 40 result = 0x8ACE5422AA0DB;
when 41 result = 0x8F1AE99157736;
when 42 result = 0x93737B0CDC5E5;
when 43 result = 0x97D829FDE4E50;
when 44 result = 0x9C49182A3F090;
when 45 result = 0xA0C667B5DE565;
when 46 result = 0xA5503B23E255D;
when 47 result = 0xA9E6B5579FDBF;
when 48 result = 0xAE89F995AD3AD;
when 49 result = 0xB33A2B84F15FB;
when 50 result = 0xB7F76F2FB5E47;
when 51 result = 0xBCC1E904BC1D2;
when 52 result = 0xC199BDD85529C;
when 53 result = 0xC67F12E57D14B;
when 54 result = 0xCB720DCEF9069;
when 55 result = 0xD072D4A07897C;
when 56 result = 0xD5818DCFBA487;
when 57 result = 0xDA9E603DB3285;
when 58 result = 0xDFC97337B9B5F;
when 59 result = 0xE502EE78B3FF6;
when 60 result = 0xEA4AFA2A490DA;
when 61 result = 0xEFA1BEE615A27;
when 62 result = 0xF50765B6E4540;
when 63 result = 0xFA7C1819E90D8;

```

```
return result<N-1:0>;
```

Library pseudocode for aarch64/functions/sve/FPLogB

```

// FPLogB()
// =====

bits(N) FPLogB(bits(N) op, FPCR\_Type fpcr)
  assert N IN {16,32,64};
  integer result;
  (fptype,sign,value) = FPUnpack(op, fpcr);

  if fptype == FPTYPE\_SNaN || fptype == FPTYPE\_QNaN || fptype == FPTYPE\_Zero then
    FPProcessException(FPExc\_InvalidOp, fpcr);
    result = -(2^(N-1)); // MinInt, 100..00
  elsif fptype == FPTYPE\_Infinity then
    result = 2^(N-1) - 1; // MaxInt, 011..11
  else
    // FPUnpack has already scaled a subnormal input
    value = Abs(value);
    (value, result) = NormalizeReal(value);

    FPProcessDenorm(fptype, N, fpcr);
  return result<N-1:0>;

```

Library pseudocode for aarch64/functions/sve/FPMinNormal

```
// FPMinNormal()
// =====

bits(N) FPMinNormal(bit sign, integer N)
    assert N IN {16,32,64};
    constant integer E = (if N == 16 then 5 elsif N == 32 then 8 else 11);
    constant integer F = N - (E + 1);
    exp = Zeros(E-1):'1';
    frac = Zeros(F);
    return sign : exp : frac;
```

Library pseudocode for aarch64/functions/sve/FPOne

```
// FPOne()
// =====

bits(N) FPOne(bit sign, integer N)
    assert N IN {16,32,64};
    constant integer E = (if N == 16 then 5 elsif N == 32 then 8 else 11);
    constant integer F = N - (E + 1);
    exp = '0':Ones(E-1);
    frac = Zeros(F);
    return sign : exp : frac;
```

Library pseudocode for aarch64/functions/sve/FPPointFive

```
// FPPointFive()
// =====

bits(N) FPPointFive(bit sign, integer N)
    assert N IN {16,32,64};
    constant integer E = (if N == 16 then 5 elsif N == 32 then 8 else 11);
    constant integer F = N - (E + 1);
    exp = '0':Ones(E-2):'0';
    frac = Zeros(F);
    return sign : exp : frac;
```

Library pseudocode for aarch64/functions/sve/FPReducePredicated

```
// FPReducePredicated()
// =====

bits(esize) FPReducePredicated(ReduceOp op, bits(N) input, bits(M) mask,
                                bits(esize) identity, FPCR\_Type fpcr)
    assert(N == M * 8);
    assert IsPow2(N);
    bits(N) operand;
    constant integer elements = N DIV esize;

    for e = 0 to elements-1
        if e * esize < N && ActivePredicateElement(mask, e, esize) then
            Elem[operand, e, esize] = Elem[input, e, esize];
        else
            Elem[operand, e, esize] = identity;

    return FPReduce(op, operand, esize, fpcr);
```

Library pseudocode for aarch64/functions/sve/FPTrigMAdd

```
// FPTrigMAdd()
// =====

bits(N) FPTrigMAdd(integer x_in, bits(N) op1, bits(N) op2_in, FPCR\_Type fpcr)
    assert N IN {16,32,64};
    bits(N) coeff;
    bits(N) op2 = op2_in;
    integer x = x_in;
    assert x >= 0;
    assert x < 8;

    if op2<N-1> == '1' then
        x = x + 8;

    coeff    = FPTrigMAddCoefficient[x, N];
    // Safer to use EffectiveFPCR() in case the input fpcr argument
    // is modified as opposed to actual value of FPCR

    op2      = FPAbs(op2, EffectiveFPCR());
    result   = FPMulAdd(coeff, op1, op2, fpcr);
    return result;
```


Library pseudocode for aarch64/functions/sve/FPTrigMAddCoefficient

```
// FPTrigMAddCoefficient()
// =====

bits(N) FPTrigMAddCoefficient[integer index, integer N]
  assert N IN {16,32,64};
  integer result;

  if N == 16 then
    case index of
      when 0 result = 0x3c00;
      when 1 result = 0xb155;
      when 2 result = 0x2030;
      when 3 result = 0x0000;
      when 4 result = 0x0000;
      when 5 result = 0x0000;
      when 6 result = 0x0000;
      when 7 result = 0x0000;
      when 8 result = 0x3c00;
      when 9 result = 0xb800;
      when 10 result = 0x293a;
      when 11 result = 0x0000;
      when 12 result = 0x0000;
      when 13 result = 0x0000;
      when 14 result = 0x0000;
      when 15 result = 0x0000;
    elseif N == 32 then
      case index of
        when 0 result = 0x3f800000;
        when 1 result = 0xbe2aaaab;
        when 2 result = 0x3c088886;
        when 3 result = 0xb95008b9;
        when 4 result = 0x36369d6d;
        when 5 result = 0x00000000;
        when 6 result = 0x00000000;
        when 7 result = 0x00000000;
        when 8 result = 0x3f800000;
        when 9 result = 0xbf000000;
        when 10 result = 0x3d2aaaa6;
        when 11 result = 0xbab60705;
        when 12 result = 0x37cd37cc;
        when 13 result = 0x00000000;
        when 14 result = 0x00000000;
        when 15 result = 0x00000000;
      else // N == 64
        case index of
          when 0 result = 0x3ff0000000000000;
          when 1 result = 0xbfc5555555555543;
          when 2 result = 0x3f8111111110f30c;
          when 3 result = 0xbf2a01a019b92fc6;
          when 4 result = 0x3ec71de351f3d22b;
          when 5 result = 0xbe5ae5e2b60f7b91;
          when 6 result = 0x3de5d8408868552f;
          when 7 result = 0x0000000000000000;
          when 8 result = 0x3ff0000000000000;
          when 9 result = 0xbfe0000000000000;
          when 10 result = 0x3fa5555555555536;
          when 11 result = 0xbf56c16c16c13a0b;
          when 12 result = 0x3efa01a019b1e8d8;
          when 13 result = 0xbe927e4f7282f468;
          when 14 result = 0x3e21ee96d2641b13;
          when 15 result = 0xbda8f76380fbb401;

  return result<N-1:0>;
```

Library pseudocode for aarch64/functions/sve/FPTrigSMul

```
// FPTrigSMul()
// =====

bits(N) FPTrigSMul(bits(N) op1, bits(N) op2, FPCR\_Type fpcr)
    assert N IN {16,32,64};
    result = FPMul(op1, op1, fpcr);
    fpexc = FALSE;
    (fptype, sign, value) = FPUnpack(result, fpcr, fpexc);

    if ! fptype IN {FPType\_QNaN, FPType\_SNaN} then
        result<N-1> = op2<0>;

    return result;
```

Library pseudocode for aarch64/functions/sve/FPTrigSSel

```
// FPTrigSSel()
// =====

bits(N) FPTrigSSel(bits(N) op1, bits(N) op2)
    assert N IN {16,32,64};
    bits(N) result;

    if op2<0> == '1' then
        result = FPOne(op2<1>, N);
    elsif op2<1> == '1' then
        result = FPNeg(op1, EffectiveFPCR());
    else
        result = op1;

    return result;
```

Library pseudocode for aarch64/functions/sve/FirstActive

```
// FirstActive()
// =====

bit FirstActive(bits(N) mask, bits(N) x, integer esize)
    constant integer elements = N DIV (esize DIV 8);
    for e = 0 to elements-1
        if ActivePredicateElement(mask, e, esize) then
            return PredicateElement(x, e, esize);
    return '0';
```

Library pseudocode for aarch64/functions/sve/Getter

```
// Getter for SVCR
// =====
// Returns PSTATE.<ZA, SM>

SVCR_Type SVCR
    constant SVCR_Type value = Zeros(62) : PSTATE.ZA : PSTATE.SM;
    return value;
```

Library pseudocode for aarch64/functions/sve/HaveSVE2FP8DOT2

```
// HaveSVE2FP8DOT2()
// =====
// Returns TRUE if SVE2 FP8 dot product to half-precision instructions
// are implemented, FALSE otherwise.

boolean HaveSVE2FP8DOT2()
    return ((IsFeatureImplemented(FEAT_SVE2) && IsFeatureImplemented(FEAT_FP8DOT2)) ||
            IsFeatureImplemented(FEAT_SSVE_FP8DOT2));
```

Library pseudocode for aarch64/functions/sve/HaveSVE2FP8DOT4

```
// HaveSVE2FP8DOT4()
// =====
// Returns TRUE if SVE2 FP8 dot product to single-precision instructions
// are implemented, FALSE otherwise.

boolean HaveSVE2FP8DOT4()
    return ((IsFeatureImplemented(FEAT_SVE2) && IsFeatureImplemented(FEAT_FP8DOT4)) ||
            IsFeatureImplemented(FEAT_SSVE_FP8DOT4));
```

Library pseudocode for aarch64/functions/sve/HaveSVE2FP8FMA

```
// HaveSVE2FP8FMA()
// =====
// Returns TRUE if SVE2 FP8 multiply-accumulate to half-precision and single-precision
// instructions are implemented, FALSE otherwise.

boolean HaveSVE2FP8FMA()
    return ((IsFeatureImplemented(FEAT_SVE2) && IsFeatureImplemented(FEAT_FP8FMA)) ||
            IsFeatureImplemented(FEAT_SSVE_FP8FMA));
```

Library pseudocode for aarch64/functions/sve/ImplementedSMEVectorLength

```
// ImplementedSMEVectorLength()
// =====
// Reduce SVE/SME vector length to a supported value (power of two)

VecLen ImplementedSMEVectorLength(integer nbits_in)
    constant VecLen maxbits = MaxImplementedSVL();
    assert 128 <= maxbits && maxbits <= 2048 && IsPow2(maxbits);
    integer nbits = Min(nbits_in, maxbits);
    assert 128 <= nbits && nbits <= 2048 && Align(nbits, 128) == nbits;

    // Search for a supported power-of-two VL less than or equal to nbits
    while nbits > 128 && !SupportedPowerTwoSVL(nbits) do
        nbits = nbits - 128;

    // Return the smallest supported power-of-two VL
    while nbits < maxbits && !SupportedPowerTwoSVL(nbits) do
        nbits = nbits * 2;

    return nbits;
```

Library pseudocode for aarch64/functions/sve/ImplementedSVEVectorLength

```
// ImplementedSVEVectorLength()
// =====
// Reduce SVE vector length to a supported value (power of two)

VecLen ImplementedSVEVectorLength(integer nbits_in)
    constant integer maxbits = MaxImplementedVL();
    assert 128 <= maxbits && maxbits <= 2048 && IsPow2(maxbits);
    integer nbits = Min(nbits_in, maxbits);
    assert 128 <= nbits && nbits <= 2048 && Align(nbits, 128) == nbits;

    while !IsPow2(nbits) do
        nbits = nbits - 128;
    return nbits;
```

Library pseudocode for aarch64/functions/sve/InStreamingMode

```
// InStreamingMode()
// =====

boolean InStreamingMode()
    return IsFeatureImplemented(FEAT_SME) && PSTATE.SM == '1';
```

Library pseudocode for aarch64/functions/sve/IntReducePredicated

```
// IntReducePredicated()
// =====

bits(esize) IntReducePredicated(ReduceOp op, bits(N) input, bits(M) mask, bits(esize) identity)
    assert(N == M * 8);
    assert IsPow2(N);
    bits(N) operand;
    constant integer elements = N DIV esize;

    for e = 0 to elements-1
        if e * esize < N && ActivePredicateElement(mask, e, esize) then
            Elem[operand, e, esize] = Elem[input, e, esize];
        else
            Elem[operand, e, esize] = identity;

    return IntReduce(op, operand, esize);
```

Library pseudocode for aarch64/functions/sve/IsFPEnabled

```
// IsFPEnabled()
// =====
// Returns TRUE if accesses to the Advanced SIMD and floating-point
// registers are enabled at the target exception level in the current
// execution state and FALSE otherwise.

boolean IsFPEnabled(bits(2) el)
    if ELUsingAArch32(el) then
        return AArch32.IsFPEnabled(el);
    else
        return AArch64.IsFPEnabled(el);
```

Library pseudocode for aarch64/functions/sve/IsFullA64Enabled

```
// IsFullA64Enabled()
// =====
// Returns TRUE if full A64 is enabled in Streaming mode and FALSE otherwise.

boolean IsFullA64Enabled()
    if !IsFeatureImplemented(FEAT_SME_FA64) then return FALSE;

    // Check if full A64 disabled in SMCR_EL1
    if PSTATE.EL IN {EL0, EL1} && !IsInHost() then
        // Check full A64 at EL0/EL1
        if SMCR_EL1.FA64 == '0' then return FALSE;

    // Check if full A64 disabled in SMCR_EL2
    if PSTATE.EL IN {EL0, EL1, EL2} && EL2Enabled() then
        if SMCR_EL2.FA64 == '0' then return FALSE;

    // Check if full A64 disabled in SMCR_EL3
    if HaveEL(EL3) then
        if SMCR_EL3.FA64 == '0' then return FALSE;

    return TRUE;
```

Library pseudocode for aarch64/functions/sve/IsOriginalSVEEnabled

```
// IsOriginalSVEEnabled()
// =====
// Returns TRUE if access to SVE functionality is enabled at the target
// exception level and FALSE otherwise.

boolean IsOriginalSVEEnabled(bits(2) el)
    boolean disabled;
    if ELUsingAArch32(el) then
        return FALSE;

    // Check if access disabled in CPACR_EL1
    if el IN {EL0, EL1} && !IsInHost() then
        // Check SVE at EL0/EL1
        case CPACR_EL1.ZEN of
            when 'x0' disabled = TRUE;
            when '01' disabled = el == EL0;
            when '11' disabled = FALSE;
        if disabled then return FALSE;

    // Check if access disabled in CPTR_EL2
    if el IN {EL0, EL1, EL2} && EL2Enabled() then
        if ELIsInHost(EL2) then
            case CPTR_EL2.ZEN of
                when 'x0' disabled = TRUE;
                when '01' disabled = el == EL0 && HCR_EL2.TGE == '1';
                when '11' disabled = FALSE;
            if disabled then return FALSE;
        else
            if CPTR_EL2.TZ == '1' then return FALSE;

    // Check if access disabled in CPTR_EL3
    if HaveEL(EL3) then
        if CPTR_EL3.EZ == '0' then return FALSE;

    return TRUE;
```

Library pseudocode for aarch64/functions/sve/IsSMEEnabled

```
// IsSMEEnabled()
// =====
// Returns TRUE if access to SME functionality is enabled at the target
// exception level and FALSE otherwise.

boolean IsSMEEnabled(bits(2) el)
    boolean disabled;
    if ELUsingAArch32(el) then
        return FALSE;

    // Check if access disabled in CPACR_EL1
    if el IN {EL0, EL1} && !IsInHost() then
        // Check SME at EL0/EL1
        case CPACR_EL1.SMEN of
            when 'x0' disabled = TRUE;
            when '01' disabled = el == EL0;
            when '11' disabled = FALSE;
        if disabled then return FALSE;

    // Check if access disabled in CPTR_EL2
    if el IN {EL0, EL1, EL2} && EL2Enabled() then
        if ELIsInHost(EL2) then
            case CPTR_EL2.SMEN of
                when 'x0' disabled = TRUE;
                when '01' disabled = el == EL0 && HCR_EL2.TGE == '1';
                when '11' disabled = FALSE;
            if disabled then return FALSE;
        else
            if CPTR_EL2.TSM == '1' then return FALSE;

    // Check if access disabled in CPTR_EL3
    if HaveEL(EL3) then
        if CPTR_EL3.ESM == '0' then return FALSE;

    return TRUE;
```

Library pseudocode for aarch64/functions/sve/IsSVEEnabled

```
// IsSVEEnabled()
// =====
// Returns TRUE if access to SVE registers is enabled at the target exception
// level and FALSE otherwise.

boolean IsSVEEnabled(bits(2) el)
    if IsFeatureImplemented(FEAT_SME) && PSTATE.SM == '1' then
        return IsSMEEnabled(el);
    elseif IsFeatureImplemented(FEAT_SVE) then
        return IsOriginalSVEEnabled(el);
    else
        return FALSE;
```

Library pseudocode for aarch64/functions/sve/LastActive

```
// LastActive()
// =====

bit LastActive(bits(N) mask, bits(N) x, integer esize)
    constant integer elements = N DIV (esize DIV 8);
    for e = elements-1 downto 0
        if ActivePredicateElement(mask, e, esize) then
            return PredicateElement(x, e, esize);
    return '0';
```

Library pseudocode for aarch64/functions/sve/LastActiveElement

```
// LastActiveElement()
// =====

integer LastActiveElement(bits(N) mask, integer esize)
    constant integer elements = N DIV (esize DIV 8);
    for e = elements-1 downto 0
        if ActivePredicateElement(mask, e, esize) then return e;
    return -1;
```

Library pseudocode for aarch64/functions/sve/MaxImplementedAnyVL

```
// MaxImplementedAnyVL()
// =====

integer MaxImplementedAnyVL()
    if IsFeatureImplemented(FEAT_SME) && IsFeatureImplemented(FEAT_SVE) then
        return Max(MaxImplementedVL(), MaxImplementedSVL());
    if IsFeatureImplemented(FEAT_SME) then
        return MaxImplementedSVL();
    return MaxImplementedVL();
```

Library pseudocode for aarch64/functions/sve/MaxImplementedSVL

```
// MaxImplementedSVL()
// =====

VecLen MaxImplementedSVL()
    return integer IMPLEMENTATION_DEFINED "Max implemented SVL";
```

Library pseudocode for aarch64/functions/sve/MaxImplementedVL

```
// MaxImplementedVL()
// =====

integer MaxImplementedVL()
    return integer IMPLEMENTATION_DEFINED "Max implemented VL";
```

Library pseudocode for aarch64/functions/sve/MaybeZeroSVEUppers

```
// MaybeZeroSVEUppers()
// =====

MaybeZeroSVEUppers(bits(2) target_el)
    boolean lower_enabled;

    if UInt(target_el) <= UInt(PSTATE.EL) || !IsSVEEnabled(target_el) then
        return;

    if target_el == EL3 then
        if EL2Enabled() then
            lower_enabled = IsFPEEnabled(EL2);
        else
            lower_enabled = IsFPEEnabled(EL1);
    elseif target_el == EL2 then
        assert EL2Enabled() && !ELUsingAArch32(EL2);
        if HCR_EL2.TGE == '0' then
            lower_enabled = IsFPEEnabled(EL1);
        else
            lower_enabled = IsFPEEnabled(EL0);
    else
        assert target_el == EL1 && !ELUsingAArch32(EL1);
        lower_enabled = IsFPEEnabled(EL0);

    if lower_enabled then
        constant integer VL = if IsSVEEnabled(PSTATE.EL) then CurrentVL else 128;
        constant integer PL = VL DIV 8;
        for n = 0 to 31
            if ConstrainUnpredictableBool(Unpredictable_SVEZEROUPPER) then
                _Z[n] = ZeroExtend(_Z[n]<VL-1:0>, MAX_VL);
        for n = 0 to 15
            if ConstrainUnpredictableBool(Unpredictable_SVEZEROUPPER) then
                _P[n] = ZeroExtend(_P[n]<PL-1:0>, MAX_PL);
        if ConstrainUnpredictableBool(Unpredictable_SVEZEROUPPER) then
            _FFR = ZeroExtend(_FFR<PL-1:0>, MAX_PL);
        if IsFeatureImplemented(FEAT_SME) && PSTATE.ZA == '1' then
            constant integer SVL = CurrentSVL;
            constant integer accessiblevecs = SVL DIV 8;
            constant integer allvecs = MaxImplementedSVL() DIV 8;

            for n = 0 to accessiblevecs - 1
                if ConstrainUnpredictableBool(Unpredictable_SMEZEROUPPER) then
                    _ZA[n] = ZeroExtend(_ZA[n]<SVL-1:0>, MAX_VL);
            for n = accessiblevecs to allvecs - 1
                if ConstrainUnpredictableBool(Unpredictable_SMEZEROUPPER) then
                    _ZA[n] = Zeros(MAX_VL);
```


Library pseudocode for aarch64/functions/sve/MemNF

```
// MemNF[] - getter
// =====

(bits(8*size), boolean) MemNF[bits(64) address, integer size,
    AccessDescriptor accdesc]
    assert size IN {1, 2, 4, 8, 16};
    bits(8*size) value;
    boolean bad;

    boolean aligned = IsAligned(address, size);

    if !aligned && AlignmentEnforced() then
        return (bits(8*size) UNKNOWN, TRUE);

    constant boolean atomic = aligned || size == 1;

    if !atomic then
        (value<7:0>, bad) = MemSingleNF[address, 1, accdesc, aligned];

        if bad then
            return (bits(8*size) UNKNOWN, TRUE);

        // For subsequent bytes, if they cross to a new translation page which assigns
        // Device memory type, it is CONSTRAINED UNPREDICTABLE whether an unaligned access
        // will generate an Alignment Fault.
        if !aligned then
            c = ConstrainUnpredictable(Unpredictable DEVPAGE2);
            assert c IN {Constraint FAULT, Constraint NONE};
            if c == Constraint NONE then aligned = TRUE;

        for i = 1 to size-1
            (Elem[value, i, 8], bad) = MemSingleNF[address+i, 1, accdesc, aligned];

            if bad then
                return (bits(8*size) UNKNOWN, TRUE);
    else
        (value, bad) = MemSingleNF[address, size, accdesc, aligned];
        if bad then
            return (bits(8*size) UNKNOWN, TRUE);

    if BigEndian(accdesc.acctype) then
        value = BigEndianReverse(value);

    return (value, FALSE);
```

Library pseudocode for aarch64/functions/sve/MemSingleNF

```
// MemSingleNF[] - getter
// =====

(bits(8*size), boolean) MemSingleNF(bits(64) address, integer size,
    AccessDescriptor accdesc_in, boolean aligned)
    assert accdesc_in.acctype == AccessType\_SVE;
    assert accdesc_in.nonfault || (accdesc_in.firstfault && !accdesc_in.first);

    bits(8*size) value;
    AddressDescriptor memaddrdesc;
    PhysMemRetStatus memstatus;
    AccessDescriptor accdesc = accdesc_in;
    FaultRecord fault = NoFault(accdesc, address);

    // Implementation may suppress NF load for any reason
    if ConstrainUnpredictableBool(Unpredictable\_NONFAULT) then
        return (bits(8*size) UNKNOWN, TRUE);

    // If the instruction encoding permits tag checking, confer with system register configuration
    // which may override this.
    if IsFeatureImplemented(FEAT_MTE2) && accdesc.tagchecked then
        accdesc.tagchecked = AArch64.AccessIsTagChecked(address, accdesc);

    // MMU or MPU
    memaddrdesc = AArch64.TranslateAddress(address, accdesc, aligned, size);

    // Non-fault load from Device memory must not be performed externally
    if memaddrdesc.memattrs.memtype == MemType\_Device then
        return (bits(8*size) UNKNOWN, TRUE);

    // Check for aborts or debug exceptions
    if IsFault(memaddrdesc) then
        return (bits(8*size) UNKNOWN, TRUE);

    if IsFeatureImplemented(FEAT_MTE2) && accdesc.tagchecked then
        constant bits(4) ltag = AArch64.LogicalAddressTag(address);
        if (!AArch64.CheckTag(memaddrdesc, accdesc, ltag) &&
            AArch64.EffectiveTCF(accdesc.el, accdesc.read) != TCFType\_Ignore) then
            return (bits(8*size) UNKNOWN, TRUE);

    (memstatus, value) = PhysMemRead(memaddrdesc, size, accdesc);
    if IsFault(memstatus) then
        constant boolean iswrite = FALSE;
        if IsExternalAbortTakenSynchronously(memstatus, iswrite, memaddrdesc, size, accdesc) then
            return (bits(8*size) UNKNOWN, TRUE);
        fault.merrorstate = memstatus.merrorstate;
        fault.extflag = memstatus.extflag;
        fault.statuscode = memstatus.statuscode;
        PendSErrorInterrupt(fault);

    return (value, FALSE);
```

Library pseudocode for aarch64/functions/sve/NoneActive

```
// NoneActive()
// =====

bit NoneActive(bits(N) mask, bits(N) x, integer esize)
    constant integer elements = N DIV (esize DIV 8);
    for e = 0 to elements-1
        if ActivePredicateElement(mask, e, esize) && ActivePredicateElement(x, e, esize) then
            return '0';
    return '1';
```

Library pseudocode for aarch64/functions/sve/P

```
// P[] - getter
// =====

bits(width) P[integer n, integer width]
    assert n >= 0 && n <= 31;
    assert width == CurrentVL DIV 8;
    return _P[n]<width-1:0>;

// P[] - setter
// =====

P[integer n, integer width] = bits(width) value
    assert n >= 0 && n <= 31;
    assert width == CurrentVL DIV 8;
    if ConstrainUnpredictableBool(Unpredictable SVEZEROUPPER) then
        _P[n] = ZeroExtend(value, MAX\_PL);
    else
        _P[n]<width-1:0> = value;
```

Library pseudocode for aarch64/functions/sve/PredLen

```
// PredLen
// =====

type PredLen = integer;
```

Library pseudocode for aarch64/functions/sve/PredTest

```
// PredTest()
// =====

bits(4) PredTest(bits(N) mask, bits(N) result, integer esize)
    constant bit n = FirstActive(mask, result, esize);
    constant bit z = NoneActive(mask, result, esize);
    constant bit c = NOT LastActive(mask, result, esize);
    constant bit v = '0';
    return n:z:c:v;
```

Library pseudocode for aarch64/functions/sve/PredicateElement

```
// PredicateElement()
// =====
// Returns the predicate bit

bit PredicateElement(bits(N) pred, integer e, integer esize)
    assert esize IN {8, 16, 32, 64, 128};
    constant integer n = e * (esize DIV 8);
    assert n >= 0 && n < N;
    return pred<n>;
```

Library pseudocode for aarch64/functions/sve/ResetSMEState

```
// ResetSMEState()
// =====

ResetSMEState(bit newenable)
    constant integer vectors = MAX\_VL DIV 8;
    if newenable == '1' then
        for n = 0 to vectors - 1
            _ZA[n] = Zeros(MAX\_VL);
        if IsFeatureImplemented(FEAT_SME2) then
            _ZT0 = Zeros(ZT0\_LEN);
    else
        for n = 0 to vectors - 1
            _ZA[n] = bits(MAX\_VL) UNKNOWN;
        if IsFeatureImplemented(FEAT_SME2) then
            _ZT0 = bits(ZT0\_LEN) UNKNOWN;
```

Library pseudocode for aarch64/functions/sve/ResetSVERegisters

```
// ResetSVERegisters()
// =====

ResetSVERegisters()
    for n = 0 to 31
        _Z[n] = bits(MAX\_VL) UNKNOWN;
    for n = 0 to 15
        _P[n] = bits(MAX\_PL) UNKNOWN;
    _FFR = bits(MAX\_PL) UNKNOWN;
```

Library pseudocode for aarch64/functions/sve/ResetSVEState

```
// ResetSVEState()
// =====

ResetSVEState()
    for n = 0 to 31
        _Z[n] = Zeros(MAX\_VL);
    for n = 0 to 15
        _P[n] = Zeros(MAX\_PL);
    _FFR = Zeros(MAX\_PL);
    FPSR = ZeroExtend(0x0800009f<31:0>, 64);
    FPMR = Zeros(64);
```

Library pseudocode for aarch64/functions/sve/SMEAccessTrap

```
// SMEAccessTrap()
// =====
// Trapped access to SME registers due to CPACR_EL1, CPTR_EL2, or CPTR_EL3.

SMEAccessTrap(SMEExceptionType etype, bits(2) target_el_in)
    bits(2) target_el = target_el_in;
    assert UInt(target_el) >= UInt(PSTATE.EL);
    if target_el == EL0 then
        target_el = EL1;
    boolean route_to_el2;
    route_to_el2 = PSTATE.EL == EL0 && target_el == EL1 && EL2Enabled() && HCR_EL2.TGE == '1';

    except = ExceptionSyndrome(Exception_SMEAccessTrap);
    constant bits(64) preferred_exception_return = ThisInstrAddr(64);
    vect_offset = 0x0;

    case etype of
        when SMEExceptionType_AccessTrap
            except.syndrome.iss<2:0> = '000';
        when SMEExceptionType_Streaming
            except.syndrome.iss<2:0> = '001';
        when SMEExceptionType_NotStreaming
            except.syndrome.iss<2:0> = '010';
        when SMEExceptionType_InactiveZA
            except.syndrome.iss<2:0> = '011';
        when SMEExceptionType_InaccessibleZT0
            except.syndrome.iss<2:0> = '100';

    if route_to_el2 then
        AArch64.TakeException(EL2, except, preferred_exception_return, vect_offset);
    else
        AArch64.TakeException(target_el, except, preferred_exception_return, vect_offset);
```

Library pseudocode for aarch64/functions/sve/SMEExceptionType

```
// SMEExceptionType
// =====
enumeration SMEExceptionType {
    SMEExceptionType_AccessTrap,          // SME functionality trapped or disabled
    SMEExceptionType_Streaming,           // Illegal instruction in Streaming SVE mode
    SMEExceptionType_NotStreaming,        // Illegal instruction not in Streaming SVE mode
    SMEExceptionType_InactiveZA,          // Illegal instruction when ZA is inactive
    SMEExceptionType_InaccessibleZT0,     // Access to ZT0 is disabled
};
```

Library pseudocode for aarch64/functions/sve/SVEAccessTrap

```
// SVEAccessTrap()
// =====
// Trapped access to SVE registers due to CPACR_EL1, CPTR_EL2, or CPTR_EL3.

SVEAccessTrap(bits(2) target_el)
    assert UInt(target_el) >= UInt(PSTATE.EL) && target_el != EL0 && HaveEL(target_el);
    route_to_el2 = target_el == EL1 && EL2Enabled() && HCR_EL2.TGE == '1';

    except = ExceptionSyndrome(Exception_SVEAccessTrap);
    constant bits(64) preferred_exception_return = ThisInstrAddr(64);
    vect_offset = 0x0;

    if route_to_el2 then
        AArch64.TakeException(EL2, except, preferred_exception_return, vect_offset);
    else
        AArch64.TakeException(target_el, except, preferred_exception_return, vect_offset);
```

Library pseudocode for aarch64/functions/sve/SVEMoveMaskPreferred

```
// SVEMoveMaskPreferred()
// =====
// Return FALSE if a bitmask immediate encoding would generate an immediate
// value that could also be represented by a single DUP instruction.
// Used as a condition for the preferred MOV<-DUPM alias.

boolean SVEMoveMaskPreferred(bits(13) imm13)
    bits(64) imm;
    (imm, -) = DecodeBitMasks(imm13<12>, imm13<5:0>, imm13<11:6>, TRUE, 64);

    // Check for 8 bit immediates
    if !IsZero(imm<7:0>) then
        // Check for 'ffffffffffffffxy' or '00000000000000xy'
        if IsZero(imm<63:7>) || IsOnes(imm<63:7>) then
            return FALSE;

        // Check for 'ffffffxyffffffxy' or '000000xy000000xy'
        if imm<63:32> == imm<31:0> && (IsZero(imm<31:7>) || IsOnes(imm<31:7>)) then
            return FALSE;

        // Check for 'ffxyffxyffxyffxy' or '00xy00xy00xy00xy'
        if (imm<63:32> == imm<31:0> && imm<31:16> == imm<15:0> &&
            (IsZero(imm<15:7>) || IsOnes(imm<15:7>))) then
            return FALSE;

        // Check for 'xyxyxyxyxyxyxyxy'
        if imm<63:32> == imm<31:0> && imm<31:16> == imm<15:0> && (imm<15:8> == imm<7:0>) then
            return FALSE;

    // Check for 16 bit immediates
    else
        // Check for 'ffffffffffffxy00' or '000000000000xy00'
        if IsZero(imm<63:15>) || IsOnes(imm<63:15>) then
            return FALSE;

        // Check for 'ffffxy00ffffxy00' or '0000xy000000xy00'
        if imm<63:32> == imm<31:0> && (IsZero(imm<31:7>) || IsOnes(imm<31:7>)) then
            return FALSE;

        // Check for 'xy00xy00xy00xy00'
        if imm<63:32> == imm<31:0> && imm<31:16> == imm<15:0> then
            return FALSE;

    return TRUE;
```

Library pseudocode for aarch64/functions/sve/SetPSTATE_SM

```
// SetPSTATE_SM()
// =====

SetPSTATE_SM(bit value)
    if PSTATE.SM != value then
        ResetSVEState();
        PSTATE.SM = value;
```

Library pseudocode for aarch64/functions/sve/SetPSTATE_ZA

```
// SetPSTATE_ZA()
// =====

SetPSTATE_ZA(bit value)
    if PSTATE.ZA != value then
        ResetSMEState(value);
        PSTATE.ZA = value;
```

Library pseudocode for aarch64/functions/sve/Setter

```
// Setter for SVCR
// =====
// Sets PSTATE.<ZA, SM>

SVCR = SVCR_Type value
  SetPSTATE\_SM(value<0>);
  SetPSTATE\_ZA(value<1>);
return;
```

Library pseudocode for aarch64/functions/sve/SupportedPowerTwoSVL

```
// SupportedPowerTwoSVL()
// =====
// Return an IMPLEMENTATION DEFINED specific value
// returns TRUE if SVL is supported and is a power of two, FALSE otherwise

boolean SupportedPowerTwoSVL(integer nbits);
```

Library pseudocode for aarch64/functions/sve/System

```
// System Registers
// =====

constant VecLen MAX_VL = 2048;
constant PredLen MAX_PL = 256;
constant integer ZT0_LEN = 512;
bits(MAX\_PL) _FFR;

array bits(MAX\_VL) _Z[0..31];

array bits(MAX\_PL) _P[0..15];
```

Library pseudocode for aarch64/functions/sve/VecLen

```
// VecLen
// =====

type VecLen = integer;
```

Library pseudocode for aarch64/functions/sve/Z

```
// Z[] - getter
// =====

bits(width) Z[integer n, integer width]
  assert n >= 0 && n <= 31;
  assert width == CurrentVL;
  return _Z[n]<width-1:0>;

// Z[] - setter
// =====

Z[integer n, integer width] = bits(width) value
  assert n >= 0 && n <= 31;
  assert width == CurrentVL;
  if ConstrainUnpredictableBool(Unpredictable\_SVEZEROUPPER) then
    _Z[n] = ZeroExtend(value, MAX\_VL);
  else
    _Z[n]<width-1:0> = value;
```

Library pseudocode for aarch64/functions/syshintop/SystemHintOp

```
// SystemHintOp
// =====
// System Hint instruction types.

enumeration SystemHintOp {
    SystemHintOp_NOP,
    SystemHintOp_YIELD,
    SystemHintOp_WFE,
    SystemHintOp_WFI,
    SystemHintOp_SEV,
    SystemHintOp_SEVL,
    SystemHintOp_DGH,
    SystemHintOp_ESB,
    SystemHintOp_PSB,
    SystemHintOp_TSB,
    SystemHintOp_BTI,
    SystemHintOp_WFET,
    SystemHintOp_WFIT,
    SystemHintOp_CLRBHB,
    SystemHintOp_GCSB,
    SystemHintOp_CHKFEAT,
    SystemHintOp_STSHH,
    SystemHintOp_CSDB
};
```



```

// SysOp()
// =====

SystemOp SysOp(bits(3) op1, bits(4) CRn, bits(4) CRm, bits(3) op2)
  case op1:CRn:CRm:op2 of
    when '000 0111 1000 000' return Sys AT;      // S1E1R
    when '000 0111 1000 001' return Sys AT;      // S1E1W
    when '000 0111 1000 010' return Sys AT;      // S1E0R
    when '000 0111 1000 011' return Sys AT;      // S1E0W
    when '000 0111 1001 000' return Sys AT;      // S1E1RP
    when '000 0111 1001 001' return Sys AT;      // S1E1WP
    when '000 0111 1001 010' return Sys AT;      // S1E1A
    when '100 0111 1000 000' return Sys AT;      // S1E2R
    when '100 0111 1000 001' return Sys AT;      // S1E2W
    when '100 0111 1001 010' return Sys AT;      // S1E2A
    when '100 0111 1000 100' return Sys AT;      // S12E1R
    when '100 0111 1000 101' return Sys AT;      // S12E1W
    when '100 0111 1000 110' return Sys AT;      // S12E0R
    when '100 0111 1000 111' return Sys AT;      // S12E0W
    when '110 0111 1000 000' return Sys AT;      // S1E3R
    when '110 0111 1000 001' return Sys AT;      // S1E3W
    when '110 0111 1001 010' return Sys AT;      // S1E3A
    when '001 0111 0010 100' return Sys BRB;     // IALL
    when '001 0111 0010 101' return Sys BRB;     // INJ
    when '000 0111 0110 001' return Sys DC;      // IVAC
    when '000 0111 0110 010' return Sys DC;      // ISW
    when '000 0111 0110 011' return Sys DC;      // IGvac
    when '000 0111 0110 100' return Sys DC;      // IGsw
    when '000 0111 0110 101' return Sys DC;      // IGDvac
    when '000 0111 0110 110' return Sys DC;      // IGDSW
    when '000 0111 1010 010' return Sys DC;      // CSW
    when '000 0111 1010 100' return Sys DC;      // CGSW
    when '000 0111 1010 110' return Sys DC;      // CGDSW
    when '000 0111 1110 010' return Sys DC;      // CISW
    when '000 0111 1110 100' return Sys DC;      // CIGSW
    when '000 0111 1110 110' return Sys DC;      // CIGDSW
    when '011 0111 0100 001' return Sys DC;      // ZVA
    when '011 0111 0100 011' return Sys DC;      // GVA
    when '011 0111 0100 100' return Sys DC;      // GZVA
    when '011 0111 1010 001' return Sys DC;      // CVAC
    when '011 0111 1010 011' return Sys DC;      // CGvac
    when '011 0111 1010 101' return Sys DC;      // CGDvac
    when '011 0111 1011 001' return Sys DC;      // CVAU
    when '011 0111 1100 001' return Sys DC;      // CVAP
    when '011 0111 1100 011' return Sys DC;      // CGVAP
    when '011 0111 1100 101' return Sys DC;      // CGDVAP
    when '011 0111 1101 001' return Sys DC;      // CVADP
    when '011 0111 1101 011' return Sys DC;      // CGVADP
    when '011 0111 1101 101' return Sys DC;      // CGDVADP
    when '011 0111 1110 001' return Sys DC;      // CIVAC
    when '011 0111 1110 011' return Sys DC;      // CIGvac
    when '011 0111 1110 101' return Sys DC;      // CIGDvac
    when '100 0111 1110 000' return Sys DC;      // CIPAE
    when '100 0111 1110 111' return Sys DC;      // CIGDPAE
    when '110 0111 1110 001' return Sys DC;      // CIPAPA
    when '110 0111 1110 101' return Sys DC;      // CIGDPAPA
    when '000 0111 1111 001' return Sys DC;      // CIVAPS
    when '000 0111 1111 101' return Sys DC;      // CIGDVAPS
    when '000 0111 0001 000' return Sys IC;      // IALLUIS
    when '000 0111 0101 000' return Sys IC;      // IALLU
    when '011 0111 0101 001' return Sys IC;      // IVAU
    when '000 1000 0001 000' return Sys TLBI;    // VMALLE1OS
    when '000 1000 0001 001' return Sys TLBI;    // VAE1OS
    when '000 1000 0001 010' return Sys TLBI;    // ASIDE1OS
    when '000 1000 0001 011' return Sys TLBI;    // VAAE1OS
    when '000 1000 0001 101' return Sys TLBI;    // VALE1OS
    when '000 1000 0001 111' return Sys TLBI;    // VAALE1OS
    when '000 1000 0010 001' return Sys TLBI;    // RVAE1IS
    when '000 1000 0010 011' return Sys TLBI;    // RVAAE1IS
    when '000 1000 0010 101' return Sys TLBI;    // RVALE1IS

```

```

when '000 1000 0010 111' return Sys TLBI; // RVAALE1IS
when '000 1000 0011 000' return Sys TLBI; // VMALLE1IS
when '000 1000 0011 001' return Sys TLBI; // VAE1IS
when '000 1000 0011 010' return Sys TLBI; // ASIDE1IS
when '000 1000 0011 011' return Sys TLBI; // VAAE1IS
when '000 1000 0011 101' return Sys TLBI; // VALE1IS
when '000 1000 0011 111' return Sys TLBI; // VAALE1IS
when '000 1000 0101 001' return Sys TLBI; // RVAE1OS
when '000 1000 0101 011' return Sys TLBI; // RVAAE1OS
when '000 1000 0101 101' return Sys TLBI; // RVALE1OS
when '000 1000 0101 111' return Sys TLBI; // RVAALE1OS
when '000 1000 0110 001' return Sys TLBI; // RVAE1
when '000 1000 0110 011' return Sys TLBI; // RVAAE1
when '000 1000 0110 101' return Sys TLBI; // RVALE1
when '000 1000 0110 111' return Sys TLBI; // RVAALE1
when '000 1000 0111 000' return Sys TLBI; // VMALLE1
when '000 1000 0111 001' return Sys TLBI; // VAE1
when '000 1000 0111 010' return Sys TLBI; // ASIDE1
when '000 1000 0111 011' return Sys TLBI; // VAAE1
when '000 1000 0111 101' return Sys TLBI; // VALE1
when '000 1000 0111 111' return Sys TLBI; // VAALE1
when '000 1001 0001 000' return Sys TLBI; // VMALLE1OSNXS
when '000 1001 0001 001' return Sys TLBI; // VAE1OSNXS
when '000 1001 0001 010' return Sys TLBI; // ASIDE1OSNXS
when '000 1001 0001 011' return Sys TLBI; // VAAE1OSNXS
when '000 1001 0001 101' return Sys TLBI; // VALE1OSNXS
when '000 1001 0001 111' return Sys TLBI; // VAALE1OSNXS
when '000 1001 0010 001' return Sys TLBI; // RVAE1ISNXS
when '000 1001 0010 011' return Sys TLBI; // RVAAE1ISNXS
when '000 1001 0010 101' return Sys TLBI; // RVALE1ISNXS
when '000 1001 0010 111' return Sys TLBI; // RVAALE1ISNXS
when '000 1001 0011 000' return Sys TLBI; // VMALLE1ISNXS
when '000 1001 0011 001' return Sys TLBI; // VAE1ISNXS
when '000 1001 0011 010' return Sys TLBI; // ASIDE1ISNXS
when '000 1001 0011 011' return Sys TLBI; // VAAE1ISNXS
when '000 1001 0011 101' return Sys TLBI; // VALE1ISNXS
when '000 1001 0011 111' return Sys TLBI; // VAALE1ISNXS
when '000 1001 0101 001' return Sys TLBI; // RVAE1OSNXS
when '000 1001 0101 011' return Sys TLBI; // RVAAE1OSNXS
when '000 1001 0101 101' return Sys TLBI; // RVALE1OSNXS
when '000 1001 0101 111' return Sys TLBI; // RVAALE1OSNXS
when '000 1001 0110 001' return Sys TLBI; // RVAE1NXS
when '000 1001 0110 011' return Sys TLBI; // RVAAE1NXS
when '000 1001 0110 101' return Sys TLBI; // RVALE1NXS
when '000 1001 0110 111' return Sys TLBI; // RVAALE1NXS
when '000 1001 0111 000' return Sys TLBI; // VMALLE1NXS
when '000 1001 0111 001' return Sys TLBI; // VAE1NXS
when '000 1001 0111 010' return Sys TLBI; // ASIDE1NXS
when '000 1001 0111 011' return Sys TLBI; // VAAE1NXS
when '000 1001 0111 101' return Sys TLBI; // VALE1NXS
when '000 1001 0111 111' return Sys TLBI; // VAALE1NXS
when '100 1000 0000 001' return Sys TLBI; // IPAS2E1IS
when '100 1000 0000 010' return Sys TLBI; // RIPAS2E1IS
when '100 1000 0000 101' return Sys TLBI; // IPAS2LE1IS
when '100 1000 0000 110' return Sys TLBI; // RIPAS2LE1IS
when '100 1000 0001 000' return Sys TLBI; // ALLE2OS
when '100 1000 0001 001' return Sys TLBI; // VAE2OS
when '100 1000 0001 100' return Sys TLBI; // ALLE1OS
when '100 1000 0001 101' return Sys TLBI; // VALE2OS
when '100 1000 0001 110' return Sys TLBI; // VMALLS12E1OS
when '100 1000 0010 001' return Sys TLBI; // RVAE2IS
when '100 1000 0010 101' return Sys TLBI; // RVALE2IS
when '100 1000 0011 000' return Sys TLBI; // ALLE2IS
when '100 1000 0011 001' return Sys TLBI; // VAE2IS
when '100 1000 0011 100' return Sys TLBI; // ALLE1IS
when '100 1000 0011 101' return Sys TLBI; // VALE2IS
when '100 1000 0011 110' return Sys TLBI; // VMALLS12E1IS
when '100 1000 0100 000' return Sys TLBI; // IPAS2E1OS
when '100 1000 0100 001' return Sys TLBI; // IPAS2E1
when '100 1000 0100 010' return Sys TLBI; // RIPAS2E1

```

```

when '100 1000 0100 011' return Sys TLBI; // RIPAS2E1OS
when '100 1000 0100 100' return Sys TLBI; // IPAS2LE1OS
when '100 1000 0100 101' return Sys TLBI; // IPAS2LE1
when '100 1000 0100 110' return Sys TLBI; // RIPAS2LE1
when '100 1000 0100 111' return Sys TLBI; // RIPAS2LE1OS
when '100 1000 0101 001' return Sys TLBI; // RVAE2OS
when '100 1000 0101 101' return Sys TLBI; // RVALE2OS
when '100 1000 0110 001' return Sys TLBI; // RVAE2
when '100 1000 0110 101' return Sys TLBI; // RVALE2
when '100 1000 0111 000' return Sys TLBI; // ALLE2
when '100 1000 0111 001' return Sys TLBI; // VAE2
when '100 1000 0111 100' return Sys TLBI; // ALLE1
when '100 1000 0111 101' return Sys TLBI; // VALE2
when '100 1000 0111 110' return Sys TLBI; // VMALLS12E1
when '100 1001 0000 001' return Sys TLBI; // IPAS2E1ISNXS
when '100 1001 0000 010' return Sys TLBI; // RIPAS2E1ISNXS
when '100 1001 0000 101' return Sys TLBI; // IPAS2LE1ISNXS
when '100 1001 0000 110' return Sys TLBI; // RIPAS2LE1ISNXS
when '100 1001 0001 000' return Sys TLBI; // ALLE2OSNXS
when '100 1001 0001 001' return Sys TLBI; // VAE2OSNXS
when '100 1001 0001 100' return Sys TLBI; // ALLE1OSNXS
when '100 1001 0001 101' return Sys TLBI; // VALE2OSNXS
when '100 1001 0001 110' return Sys TLBI; // VMALLS12E1OSNXS
when '100 1001 0010 001' return Sys TLBI; // RVAE2ISNXS
when '100 1001 0010 101' return Sys TLBI; // RVALE2ISNXS
when '100 1001 0011 000' return Sys TLBI; // ALLE2ISNXS
when '100 1001 0011 001' return Sys TLBI; // VAE2ISNXS
when '100 1001 0011 100' return Sys TLBI; // ALLE1ISNXS
when '100 1001 0011 101' return Sys TLBI; // VALE2ISNXS
when '100 1001 0011 110' return Sys TLBI; // VMALLS12E1ISNXS
when '100 1001 0100 000' return Sys TLBI; // IPAS2E1OSNXS
when '100 1001 0100 001' return Sys TLBI; // IPAS2E1NXS
when '100 1001 0100 010' return Sys TLBI; // RIPAS2E1NXS
when '100 1001 0100 011' return Sys TLBI; // RIPAS2E1OSNXS
when '100 1001 0100 100' return Sys TLBI; // IPAS2LE1OSNXS
when '100 1001 0100 101' return Sys TLBI; // IPAS2LE1NXS
when '100 1001 0100 110' return Sys TLBI; // RIPAS2LE1NXS
when '100 1001 0100 111' return Sys TLBI; // RIPAS2LE1OSNXS
when '100 1001 0101 001' return Sys TLBI; // RVAE2OSNXS
when '100 1001 0101 101' return Sys TLBI; // RVALE2OSNXS
when '100 1001 0110 001' return Sys TLBI; // RVAE2NXS
when '100 1001 0110 101' return Sys TLBI; // RVALE2NXS
when '100 1001 0111 000' return Sys TLBI; // ALLE2NXS
when '100 1001 0111 001' return Sys TLBI; // VAE2NXS
when '100 1001 0111 100' return Sys TLBI; // ALLE1NXS
when '100 1001 0111 101' return Sys TLBI; // VALE2NXS
when '100 1001 0111 110' return Sys TLBI; // VMALLS12E1NXS
when '110 1000 0001 000' return Sys TLBI; // ALLE3OS
when '110 1000 0001 001' return Sys TLBI; // VAE3OS
when '110 1000 0001 100' return Sys TLBI; // PAALLOS
when '110 1000 0001 101' return Sys TLBI; // VALE3OS
when '110 1000 0010 001' return Sys TLBI; // RVAE3IS
when '110 1000 0010 101' return Sys TLBI; // RVALE3IS
when '110 1000 0011 000' return Sys TLBI; // ALLE3IS
when '110 1000 0011 001' return Sys TLBI; // VAE3IS
when '110 1000 0011 101' return Sys TLBI; // VALE3IS
when '110 1000 0100 011' return Sys TLBI; // RPAOS
when '110 1000 0100 111' return Sys TLBI; // RPALOS
when '110 1000 0101 001' return Sys TLBI; // RVAE3OS
when '110 1000 0101 101' return Sys TLBI; // RVALE3OS
when '110 1000 0110 001' return Sys TLBI; // RVAE3
when '110 1000 0110 101' return Sys TLBI; // RVALE3
when '110 1000 0111 000' return Sys TLBI; // ALLE3
when '110 1000 0111 001' return Sys TLBI; // VAE3
when '110 1000 0111 100' return Sys TLBI; // PAALL
when '110 1000 0111 101' return Sys TLBI; // VALE3
when '110 1001 0001 000' return Sys TLBI; // ALLE3OSNXS
when '110 1001 0001 001' return Sys TLBI; // VAE3OSNXS
when '110 1001 0001 101' return Sys TLBI; // VALE3OSNXS
when '110 1001 0010 001' return Sys TLBI; // RVAE3ISNXS

```

```

when '110 1001 0010 101' return Sys_TLBI; // RVALE3ISNXS
when '110 1001 0011 000' return Sys_TLBI; // ALLE3ISNXS
when '110 1001 0011 001' return Sys_TLBI; // VAE3ISNXS
when '110 1001 0011 101' return Sys_TLBI; // VALE3ISNXS
when '110 1001 0101 001' return Sys_TLBI; // RVAE3OSNXS
when '110 1001 0101 101' return Sys_TLBI; // RVALE3OSNXS
when '110 1001 0110 001' return Sys_TLBI; // RVAE3NXS
when '110 1001 0110 101' return Sys_TLBI; // RVALE3NXS
when '110 1001 0111 000' return Sys_TLBI; // ALLE3NXS
when '110 1001 0111 001' return Sys_TLBI; // VAE3NXS
when '110 1001 0111 101' return Sys_TLBI; // VALE3NXS
otherwise                    return Sys_SYS;

```

Library pseudocode for aarch64/functions/sysop/SystemOp

```

// SystemOp
// =====
// System instruction types.

enumeration SystemOp {Sys_AT, Sys_BRB, Sys_DC, Sys_IC, Sys_TLBI, Sys_SYS};

```



```

// SysOp128()
// =====

SystemOp128 SysOp128(bits(3) op1, bits(4) CRn, bits(4) CRm, bits(3) op2)
  case op1:CRn:CRm:op2 of
    when '000 1000 0001 001' return Sys_TLBIP; // VAE1OS
    when '000 1000 0001 011' return Sys_TLBIP; // VAAE1OS
    when '000 1000 0001 101' return Sys_TLBIP; // VALE1OS
    when '000 1000 0001 111' return Sys_TLBIP; // VAALE1OS
    when '000 1000 0011 001' return Sys_TLBIP; // VAE1IS
    when '000 1000 0011 011' return Sys_TLBIP; // VAAE1IS
    when '000 1000 0011 101' return Sys_TLBIP; // VALE1IS
    when '000 1000 0011 111' return Sys_TLBIP; // VAALE1IS
    when '000 1000 0111 001' return Sys_TLBIP; // VAE1
    when '000 1000 0111 011' return Sys_TLBIP; // VAAE1
    when '000 1000 0111 101' return Sys_TLBIP; // VALE1
    when '000 1000 0111 111' return Sys_TLBIP; // VAALE1
    when '000 1001 0001 001' return Sys_TLBIP; // VAE1OSNXS
    when '000 1001 0001 011' return Sys_TLBIP; // VAAE1OSNXS
    when '000 1001 0001 101' return Sys_TLBIP; // VALE1OSNXS
    when '000 1001 0001 111' return Sys_TLBIP; // VAALE1OSNXS
    when '000 1001 0011 001' return Sys_TLBIP; // VAE1ISNXS
    when '000 1001 0011 011' return Sys_TLBIP; // VAAE1ISNXS
    when '000 1001 0011 101' return Sys_TLBIP; // VALE1ISNXS
    when '000 1001 0011 111' return Sys_TLBIP; // VAALE1ISNXS
    when '000 1001 0111 001' return Sys_TLBIP; // VAE1NXS
    when '000 1001 0111 011' return Sys_TLBIP; // VAAE1NXS
    when '000 1001 0111 101' return Sys_TLBIP; // VALE1NXS
    when '000 1001 0111 111' return Sys_TLBIP; // VAALE1NXS
    when '100 1000 0001 001' return Sys_TLBIP; // VAE2OS
    when '100 1000 0001 101' return Sys_TLBIP; // VALE2OS
    when '100 1000 0011 001' return Sys_TLBIP; // VAE2IS
    when '100 1000 0011 101' return Sys_TLBIP; // VALE2IS
    when '100 1000 0111 001' return Sys_TLBIP; // VAE2
    when '100 1000 0111 101' return Sys_TLBIP; // VALE2
    when '100 1001 0001 001' return Sys_TLBIP; // VAE2OSNXS
    when '100 1001 0001 101' return Sys_TLBIP; // VALE2OSNXS
    when '100 1001 0011 001' return Sys_TLBIP; // VAE2ISNXS
    when '100 1001 0011 101' return Sys_TLBIP; // VALE2ISNXS
    when '100 1001 0111 001' return Sys_TLBIP; // VAE2NXS
    when '100 1001 0111 101' return Sys_TLBIP; // VALE2NXS
    when '110 1000 0001 001' return Sys_TLBIP; // VAE3OS
    when '110 1000 0001 101' return Sys_TLBIP; // VALE3OS
    when '110 1000 0011 001' return Sys_TLBIP; // VAE3IS
    when '110 1000 0011 101' return Sys_TLBIP; // VALE3IS
    when '110 1000 0111 001' return Sys_TLBIP; // VAE3
    when '110 1000 0111 101' return Sys_TLBIP; // VALE3
    when '110 1001 0001 001' return Sys_TLBIP; // VAE3OSNXS
    when '110 1001 0001 101' return Sys_TLBIP; // VALE3OSNXS
    when '110 1001 0011 001' return Sys_TLBIP; // VAE3ISNXS
    when '110 1001 0011 101' return Sys_TLBIP; // VALE3ISNXS
    when '110 1001 0111 001' return Sys_TLBIP; // VAE3NXS
    when '110 1001 0111 101' return Sys_TLBIP; // VALE3NXS
    when '100 1000 0000 001' return Sys_TLBIP; // IPAS2E1IS
    when '100 1000 0000 101' return Sys_TLBIP; // IPAS2LE1IS
    when '100 1000 0100 000' return Sys_TLBIP; // IPAS2E1OS
    when '100 1000 0100 001' return Sys_TLBIP; // IPAS2E1
    when '100 1000 0100 100' return Sys_TLBIP; // IPAS2LE1OS
    when '100 1000 0100 101' return Sys_TLBIP; // IPAS2LE1
    when '100 1001 0000 001' return Sys_TLBIP; // IPAS2E1ISNXS
    when '100 1001 0000 101' return Sys_TLBIP; // IPAS2LE1ISNXS
    when '100 1001 0100 000' return Sys_TLBIP; // IPAS2E1OSNXS
    when '100 1001 0100 001' return Sys_TLBIP; // IPAS2E1NXS
    when '100 1001 0100 100' return Sys_TLBIP; // IPAS2LE1OSNXS
    when '100 1001 0100 101' return Sys_TLBIP; // IPAS2LE1NXS
    when '000 1000 0010 001' return Sys_TLBIP; // RVAE1IS
    when '000 1000 0010 011' return Sys_TLBIP; // RVAE1IS
    when '000 1000 0010 101' return Sys_TLBIP; // RVALE1IS
    when '000 1000 0010 111' return Sys_TLBIP; // RVALE1IS
    when '000 1000 0101 001' return Sys_TLBIP; // RVAE1OS

```

```

when '000 1000 0101 011' return Sys_TLBIP; // RVAAE1OS
when '000 1000 0101 101' return Sys_TLBIP; // RVALE1OS
when '000 1000 0101 111' return Sys_TLBIP; // RVAALE1OS
when '000 1000 0110 001' return Sys_TLBIP; // RVAE1
when '000 1000 0110 011' return Sys_TLBIP; // RVAAE1
when '000 1000 0110 101' return Sys_TLBIP; // RVALE1
when '000 1000 0110 111' return Sys_TLBIP; // RVAALE1
when '000 1001 0010 001' return Sys_TLBIP; // RVAE1ISNXS
when '000 1001 0010 011' return Sys_TLBIP; // RVAAE1ISNXS
when '000 1001 0010 101' return Sys_TLBIP; // RVALE1ISNXS
when '000 1001 0010 111' return Sys_TLBIP; // RVAALE1ISNXS
when '000 1001 0101 001' return Sys_TLBIP; // RVAE1OSNXS
when '000 1001 0101 011' return Sys_TLBIP; // RVAAE1OSNXS
when '000 1001 0101 101' return Sys_TLBIP; // RVALE1OSNXS
when '000 1001 0101 111' return Sys_TLBIP; // RVAALE1OSNXS
when '000 1001 0110 001' return Sys_TLBIP; // RVAE1NXS
when '000 1001 0110 011' return Sys_TLBIP; // RVAAE1NXS
when '000 1001 0110 101' return Sys_TLBIP; // RVALE1NXS
when '000 1001 0110 111' return Sys_TLBIP; // RVAALE1NXS
when '100 1000 0010 001' return Sys_TLBIP; // RVAE2IS
when '100 1000 0010 101' return Sys_TLBIP; // RVALE2IS
when '100 1000 0101 001' return Sys_TLBIP; // RVAE2OS
when '100 1000 0101 101' return Sys_TLBIP; // RVALE2OS
when '100 1000 0110 001' return Sys_TLBIP; // RVAE2
when '100 1000 0110 101' return Sys_TLBIP; // RVALE2
when '100 1001 0010 001' return Sys_TLBIP; // RVAE2ISNXS
when '100 1001 0010 101' return Sys_TLBIP; // RVALE2ISNXS
when '100 1001 0101 001' return Sys_TLBIP; // RVAE2OSNXS
when '100 1001 0101 101' return Sys_TLBIP; // RVALE2OSNXS
when '100 1001 0110 001' return Sys_TLBIP; // RVAE2NXS
when '100 1001 0110 101' return Sys_TLBIP; // RVALE2NXS
when '110 1000 0010 001' return Sys_TLBIP; // RVAE3IS
when '110 1000 0010 101' return Sys_TLBIP; // RVALE3IS
when '110 1000 0101 001' return Sys_TLBIP; // RVAE3OS
when '110 1000 0101 101' return Sys_TLBIP; // RVALE3OS
when '110 1000 0110 001' return Sys_TLBIP; // RVAE3
when '110 1000 0110 101' return Sys_TLBIP; // RVALE3
when '110 1001 0010 001' return Sys_TLBIP; // RVAE3ISNXS
when '110 1001 0010 101' return Sys_TLBIP; // RVALE3ISNXS
when '110 1001 0101 001' return Sys_TLBIP; // RVAE3OSNXS
when '110 1001 0101 101' return Sys_TLBIP; // RVALE3OSNXS
when '110 1001 0110 001' return Sys_TLBIP; // RVAE3NXS
when '110 1001 0110 101' return Sys_TLBIP; // RVALE3NXS
when '100 1000 0000 010' return Sys_TLBIP; // RIPAS2E1IS
when '100 1000 0000 110' return Sys_TLBIP; // RIPAS2LE1IS
when '100 1000 0100 010' return Sys_TLBIP; // RIPAS2E1
when '100 1000 0100 011' return Sys_TLBIP; // RIPAS2E1OS
when '100 1000 0100 110' return Sys_TLBIP; // RIPAS2LE1
when '100 1000 0100 111' return Sys_TLBIP; // RIPAS2LE1OS
when '100 1001 0000 010' return Sys_TLBIP; // RIPAS2E1ISNXS
when '100 1001 0000 110' return Sys_TLBIP; // RIPAS2LE1ISNXS
when '100 1001 0100 010' return Sys_TLBIP; // RIPAS2E1NXS
when '100 1001 0100 011' return Sys_TLBIP; // RIPAS2E1OSNXS
when '100 1001 0100 110' return Sys_TLBIP; // RIPAS2LE1NXS
when '100 1001 0100 111' return Sys_TLBIP; // RIPAS2LE1OSNXS
otherwise return Sys_SYSP;

```

Library pseudocode for aarch64/functions/sysop_128/SystemOp128

```

// SystemOp128()
// =====
// System instruction types.

enumeration SystemOp128 {Sys_TLBIP, Sys_SYSP};

```


Library pseudocode for aarch64/functions/sysregisters/ELR_EL

```
// ELR_EL[] - getter
// =====

bits(64) ELR_EL[bits(2) el]
    bits(64) r;
    case el of
        when EL1    r = ELR_EL1;
        when EL2    r = ELR_EL2;
        when EL3    r = ELR_EL3;
        otherwise Unreachable();
    return r;

// ELR_EL[] - setter
// =====

ELR_EL[bits(2) el] = bits(64) value
    constant bits(64) r = value;
    case el of
        when EL1    ELR_EL1 = r;
        when EL2    ELR_EL2 = r;
        when EL3    ELR_EL3 = r;
        otherwise Unreachable();
    return;
```

Library pseudocode for aarch64/functions/sysregisters/ELR_ELx

```
// ELR_ELx[] - getter
// =====

bits(64) ELR_ELx[]
    assert PSTATE.EL != EL0;
    return ELR\_EL[PSTATE.EL];

// ELR_ELx[] - setter
// =====

ELR_ELx[] = bits(64) value
    assert PSTATE.EL != EL0;
    ELR\_EL[PSTATE.EL] = value;
    return;
```

Library pseudocode for aarch64/functions/sysregisters/ESR_EL

```
// ESR_EL[] - getter
// =====

ESRType ESR_EL[bits(2) regime]
    bits(64) r;
    case regime of
        when EL1    r = ESR_EL1;
        when EL2    r = ESR_EL2;
        when EL3    r = ESR_EL3;
        otherwise Unreachable();
    return r;

// ESR_EL[] - setter
// =====

ESR_EL[bits(2) regime] = ESRType value
    constant bits(64) r = value;
    case regime of
        when EL1    ESR_EL1 = r;
        when EL2    ESR_EL2 = r;
        when EL3    ESR_EL3 = r;
        otherwise Unreachable();
    return;
```

Library pseudocode for aarch64/functions/sysregisters/ESR_ELx

```
// ESR_ELx[] - getter
// =====

ESRType ESR_ELx[]
    return ESR_EL[S1TranslationRegime()];

// ESR_ELx[] - setter
// =====

ESR_ELx[] = ESRType value
    ESR_EL[S1TranslationRegime()] = value;
```

Library pseudocode for aarch64/functions/sysregisters/FAR_EL

```
// FAR_EL[] - getter
// =====

bits(64) FAR_EL[bits(2) regime]
    bits(64) r;
    case regime of
        when EL1    r = FAR_EL1;
        when EL2    r = FAR_EL2;
        when EL3    r = FAR_EL3;
        otherwise Unreachable();
    return r;

// FAR_EL[] - setter
// =====

FAR_EL[bits(2) regime] = bits(64) value
    constant bits(64) r = value;
    case regime of
        when EL1    FAR_EL1 = r;
        when EL2    FAR_EL2 = r;
        when EL3    FAR_EL3 = r;
        otherwise Unreachable();
    return;
```

Library pseudocode for aarch64/functions/sysregisters/FAR_ELx

```
// FAR_ELx[] - getter
// =====

bits(64) FAR_ELx[]
    return FAR\_EL[S1TranslationRegime()];

// FAR_ELx[] - setter
// =====

FAR_ELx[] = bits(64) value
    FAR\_EL[S1TranslationRegime()] = value;
    return;
```

Library pseudocode for aarch64/functions/sysregisters/PFAR_EL

```
// PFAR_EL[] - getter
// =====

bits(64) PFAR_EL[bits(2) regime]
    assert (IsFeatureImplemented(FEAT_PFAR) || (regime == EL3 && IsFeatureImplemented(FEAT_RME)));
    bits(64) r;
    case regime of
        when EL1 r = PFAR_EL1;
        when EL2 r = PFAR_EL2;
        when EL3 r = MFAR_EL3;
        otherwise Unreachable();
    return r;

// PFAR_EL[] - setter
// =====

PFAR_EL[bits(2) regime] = bits(64) value
    constant bits(64) r = value;
    assert (IsFeatureImplemented(FEAT_PFAR) || (IsFeatureImplemented(FEAT_RME) && regime == EL3));
    case regime of
        when EL1 PFAR_EL1 = r;
        when EL2 PFAR_EL2 = r;
        when EL3 MFAR_EL3 = r;
        otherwise Unreachable();
    return;
```

Library pseudocode for aarch64/functions/sysregisters/PFAR_ELx

```
// PFAR_ELx[] - getter
// =====

bits(64) PFAR_ELx[]
    return PFAR\_EL\[S1TranslationRegime\(\)\];

// PFAR_ELx[] - setter
// =====

PFAR_ELx[] = bits(64) value
    PFAR\_EL\[S1TranslationRegime\(\)\] = value;
    return;
```

Library pseudocode for aarch64/functions/sysregisters/SCTLR_EL

```
// SCTLR_EL[] - getter
// =====

SCTLRType SCTLR_EL[bits(2) regime]
    bits(64) r;
    case regime of
        when EL1 r = SCTLR_EL1;
        when EL2 r = SCTLR_EL2;
        when EL3 r = SCTLR_EL3;
        otherwise Unreachable();
    return r;
```

Library pseudocode for aarch64/functions/sysregisters/SCTLR_ELx

```
// SCTLR_ELx[] - getter
// =====

SCTLRType SCTLR_ELx[]
    return SCTLR_EL[S1TranslationRegime\(\)];
```

Library pseudocode for aarch64/functions/sysregisters/VBAR_EL

```
// VBAR_EL[] - getter
// =====

bits(64) VBAR_EL[bits(2) regime]
  bits(64) r;
  case regime of
    when EL1   r = VBAR_EL1;
    when EL2   r = VBAR_EL2;
    when EL3   r = VBAR_EL3;
    otherwise Unreachable();
  return r;
```

Library pseudocode for aarch64/functions/sysregisters/VBAR_ELx

```
// VBAR_ELx[] - getter
// =====

bits(64) VBAR_ELx[]
  return VBAR\_EL[S1TranslationRegime()];
```

Library pseudocode for aarch64/functions/system/AArch64.AllocationTagAccessIsEnabled

```
// AArch64.AllocationTagAccessIsEnabled()
// =====
// Check whether access to Allocation Tags is enabled.

boolean AArch64.AllocationTagAccessIsEnabled(bits(2) el)
  if !IsFeatureImplemented(FEAT_MTE2) then return FALSE;

  if SCR_EL3.ATA == '0' && el IN {EL0, EL1, EL2} then
    return FALSE;
  if HCR_EL2.ATA == '0' && el IN {EL0, EL1} && EL2Enabled() && !ELIsInHost(EL0) then
    return FALSE;

  constant Regime regime = TranslationRegime(el);
  case regime of
    when Regime\_EL3 return SCTLR_EL3.ATA == '1';
    when Regime\_EL2 return SCTLR_EL2.ATA == '1';
    when Regime\_EL20 return if el == EL0 then SCTLR_EL2.ATA0 == '1' else SCTLR_EL2.ATA == '1';
    when Regime\_EL10 return if el == EL0 then SCTLR_EL1.ATA0 == '1' else SCTLR_EL1.ATA == '1';
    otherwise Unreachable();
```

Library pseudocode for aarch64/functions/system/AArch64.CheckDAIFAccess

```
// AArch64.CheckDAIFAccess()
// =====
// Check that an AArch64 MSR/MRS access to the DAIF flags is permitted.

AArch64.CheckDAIFAccess(PSTATEField field)
  if PSTATE.EL == EL0 && field IN {PSTATEField\_DAIFSet, PSTATEField\_DAIFClr} then
    if IsInHost() || SCTLR_EL1.UMA == '0' then
      if EL2Enabled() && HCR_EL2.TGE == '1' then
        AArch64.SystemAccessTrap(EL2, 0x18);
      else
        AArch64.SystemAccessTrap(EL1, 0x18);
```

Library pseudocode for aarch64/functions/system/AArch64.CheckSystemAccess

```
// AArch64.CheckSystemAccess()
// =====

AArch64.CheckSystemAccess(bits(2) op0, bits(3) op1, bits(4) crn,
                           bits(4) crm, bits(3) op2, integer rt, bit read)
if (IsFeatureImplemented(FEAT_TME) && TSTATE.depth > 0 &&
    !CheckTransactionalSystemAccess(op0, op1, crn, crm, op2, read)) then
    FailTransaction(TMFailure_ERR, FALSE);

return;
```

Library pseudocode for aarch64/functions/system/AArch64.ChooseNonExcludedTag

```
// AArch64.ChooseNonExcludedTag()
// =====
// Return a tag derived from the start and the offset values, excluding
// any tags in the given mask.

bits(4) AArch64.ChooseNonExcludedTag(bits(4) tag_in, bits(4) offset_in, bits(16) exclude)
bits(4) tag = tag_in;
bits(4) offset = offset_in;

if IsOnes(exclude) then
    return '0000';

if offset == '0000' then
    while exclude<UInt(tag)> == '1' do
        tag = tag + '0001';

while offset != '0000' do
    offset = offset - '0001';
    tag = tag + '0001';
    while exclude<UInt(tag)> == '1' do
        tag = tag + '0001';

return tag;
```

Library pseudocode for aarch64/functions/system/AArch64.ExecutingERETInstr

```
// AArch64.ExecutingERETInstr()
// =====
// Returns TRUE if current instruction is ERET.

boolean AArch64.ExecutingERETInstr()
instr = ThisInstr();
return instr<31:12> == '11010110100111110000';
```

Library pseudocode for aarch64/functions/system/AArch64.ImpDefSysInstr

```
// AArch64.ImpDefSysInstr()
// =====
// Execute an implementation-defined system instruction with write (source operand).

AArch64.ImpDefSysInstr(bits(2) op0, bits(3) op1, bits(4) crn, bits(4) crm, bits(3) op2, integer t);
```

Library pseudocode for aarch64/functions/system/AArch64.ImpDefSysInstr128

```
// AArch64.ImpDefSysInstr128()
// =====
// Execute an implementation-defined system instruction with write (128-bit source operand).

AArch64.ImpDefSysInstr128(bits(2) op0, bits(3) op1, bits(4) crn,
                           bits(4) crm, bits(3) op2,
                           integer t, integer t2);
```

Library pseudocode for aarch64/functions/system/AArch64.ImpDefSysInstrWithResult

```
// AArch64.ImpDefSysInstrWithResult()
// =====
// Execute an implementation-defined system instruction with read (result operand).

AArch64.ImpDefSysInstrWithResult(bits(2) op0, bits(3) op1, bits(4) crn, bits(4) crm, bits(3) op2,
                                integer t);
```

Library pseudocode for aarch64/functions/system/AArch64.ImpDefSysRegRead

```
// AArch64.ImpDefSysRegRead()
// =====
// Read from an implementation-defined System register and write the contents of the register
// to X[t].

AArch64.ImpDefSysRegRead(bits(2) op0, bits(3) op1, bits(4) crn, bits(4) crm, bits(3) op2,
                        integer t);
```

Library pseudocode for aarch64/functions/system/AArch64.ImpDefSysRegRead128

```
// AArch64.ImpDefSysRegRead128()
// =====
// Read from an 128-bit implementation-defined System register
// and write the contents of the register to X[t], X[t+1].

AArch64.ImpDefSysRegRead128(bits(2) op0, bits(3) op1, bits(4) crn,
                           bits(4) crm, bits(3) op2,
                           integer t, integer t2);
```

Library pseudocode for aarch64/functions/system/AArch64.ImpDefSysRegWrite

```
// AArch64.ImpDefSysRegWrite()
// =====
// Write to an implementation-defined System register.

AArch64.ImpDefSysRegWrite(bits(2) op0, bits(3) op1, bits(4) crn, bits(4) crm, bits(3) op2,
                        integer t);
```

Library pseudocode for aarch64/functions/system/AArch64.ImpDefSysRegWrite128

```
// AArch64.ImpDefSysRegWrite128()
// =====
// Write the contents of X[t], X[t+1] to an 128-bit implementation-defined System register.

AArch64.ImpDefSysRegWrite128(bits(2) op0, bits(3) op1, bits(4) crn,
                             bits(4) crm, bits(3) op2,
                             integer t, integer t2);
```

Library pseudocode for aarch64/functions/system/AArch64.NextRandomTagBit

```
// AArch64.NextRandomTagBit()
// =====
// Generate a random bit suitable for generating a random Allocation Tag.

bit AArch64.NextRandomTagBit()
    assert GCR_EL1.RRND == '0';
    constant bits(16) lfsr = RGSR_EL1.SEED<15:0>;
    constant bit top = lfsr<5> EOR lfsr<3> EOR lfsr<2> EOR lfsr<0>;
    RGSR_EL1.SEED<15:0> = top:lfsr<15:1>;
    return top;
```

Library pseudocode for aarch64/functions/system/AArch64.RandomTag

```
// AArch64.RandomTag()
// =====
// Generate a random Allocation Tag.

bits(4) AArch64.RandomTag()
    bits(4) tag;
    for i = 0 to 3
        tag<i> = AArch64.NextRandomTagBit\(\);
    return tag;
```

Library pseudocode for aarch64/functions/system/AArch64.SysInstr

```
// AArch64.SysInstr()
// =====
// Execute a system instruction with write (source operand).

AArch64.SysInstr(bits(2) op0, bits(3) op1, bits(4) crn, bits(4) crm, bits(3) op2, integer t);
```

Library pseudocode for aarch64/functions/system/AArch64.SysInstrWithResult

```
// AArch64.SysInstrWithResult()
// =====
// Execute a system instruction with read (result operand).
// Writes the result of the instruction to X[t].

AArch64.SysInstrWithResult(bits(2) op0, bits(3) op1, bits(4) crn, bits(4) crm, bits(3) op2,
                           integer t);
```

Library pseudocode for aarch64/functions/system/AArch64.SysRegRead

```
// AArch64.SysRegRead()
// =====
// Read from a System register and write the contents of the register to X[t].

AArch64.SysRegRead(bits(2) op0, bits(3) op1, bits(4) crn, bits(4) crm, bits(3) op2, integer t);
```

Library pseudocode for aarch64/functions/system/AArch64.SysRegWrite

```
// AArch64.SysRegWrite()
// =====
// Write to a System register.

AArch64.SysRegWrite(bits(2) op0, bits(3) op1, bits(4) crn, bits(4) crm, bits(3) op2, integer t);
```

Library pseudocode for aarch64/functions/system/BTypeCompatible

```
// BTypeCompatible
// =====
// Records the branch target compatibility.
// Returns TRUE if the branch target is compatible with PSTATE.BTYPE, else FALSE.

boolean BTypeCompatible;
```

Library pseudocode for aarch64/functions/system/BTypeCompatible_BTI

```
// BTypeCompatible_BTI
// =====
// This function determines whether a given hint encoding is compatible with the current value of
// PSTATE.BTYPE. A value of TRUE here indicates a valid Branch Target Identification instruction.

boolean BTypeCompatible_BTI(bits(2) hintcode)
    case hintcode of
        when '00'
            return PSTATE.BTYPE == '00';
        when '01'
            return PSTATE.BTYPE != '11';
        when '10'
            return PSTATE.BTYPE != '10';
        when '11'
            return TRUE;
```

Library pseudocode for aarch64/functions/system/BTypeCompatible_PACIXSP

```
// BTypeCompatible_PACIXSP()
// =====
// Returns TRUE if PACIASP, PACIBSP instruction is implicit compatible with PSTATE.BTYPE,
// FALSE otherwise.

boolean BTypeCompatible_PACIXSP()
    if PSTATE.BTYPE != '11' then
        return TRUE;
    else
        index = if PSTATE.EL == ELO then 35 else 36;
        return SCTLRL_ELx[]<index> == '0';
```

Library pseudocode for aarch64/functions/system/BTypeNext

```
// BTypeNext
// =====
// Updated every cycle with a value that depends upon the instruction being executed. Assigned to
// PSTATE.BTYPE at the end of each cycle and then cleared to zero. Allows SPSR save/restore of
// BTYPE for the current instruction being executed.

bits(2) BTypeNext;
```

Library pseudocode for aarch64/functions/system/ChooseRandomNonExcludedTag

```
// ChooseRandomNonExcludedTag()
// =====
// The ChooseRandomNonExcludedTag function is used when GCR_EL1.RRND == '1' to generate random
// Allocation Tags.
//
// The resulting Allocation Tag is selected from the set [0,15], excluding any Allocation Tag where
// exclude[tag_value] == 1. If 'exclude' is all Ones, the returned Allocation Tag is '0000'.
//
// This function is permitted to generate a non-deterministic selection from the set of non-excluded
// Allocation Tags. A reasonable implementation should select a tag from a uniform distribution and
// avoid common pitfalls such as modulo bias.
//
// This function can read RGSR_EL1 and/or write RGSR_EL1 to an IMPLEMENTATION DEFINED value.
// If it is not capable of writing RGSR_EL1.SEED[15:0] to zero from a previous nonzero
// RGSR_EL1.SEED value, it is IMPLEMENTATION DEFINED whether the randomness is significantly
// impacted if RGSR_EL1.SEED[15:0] is set to zero.

bits(4) ChooseRandomNonExcludedTag(bits(16) exclude_in);
```


Library pseudocode for aarch64/functions/system/InGuardedPage

```
// InGuardedPage
// =====
// Records whether the currently fetched instruction was retrieved from a guarded page, will be
// TRUE if the GP bit in the page or block descriptor for the current instruction fetch was equal
// to one.

boolean InGuardedPage;
```

Library pseudocode for aarch64/functions/system/IsHCRXEL2Enabled

```
// IsHCRXEL2Enabled()
// =====
// Returns TRUE if access to HCRX_EL2 register is enabled, and FALSE otherwise.
// Indirect read of HCRX_EL2 returns 0 when access is not enabled.

boolean IsHCRXEL2Enabled()
    if !IsFeatureImplemented(FEAT_HCX) then return FALSE;
    if HaveEL(EL3) && SCR_EL3.HXEn == '0' then
        return FALSE;

    return EL2Enabled();
```

Library pseudocode for aarch64/functions/system/IsSCTLR2EL1Enabled

```
// IsSCTLR2EL1Enabled()
// =====
// Returns TRUE if access to SCTLR2_EL1 register is enabled, and FALSE otherwise.
// Indirect read of SCTLR2_EL1 returns 0 when access is not enabled.

boolean IsSCTLR2EL1Enabled()
    if !IsFeatureImplemented(FEAT_SCTLR2) then return FALSE;
    if HaveEL(EL3) && SCR_EL3.SCTLR2En == '0' then
        return FALSE;
    elseif (EL2Enabled() && (!IsHCRXEL2Enabled() || HCRX_EL2.SCTLR2En == '0')) then
        return FALSE;
    else
        return TRUE;
```

Library pseudocode for aarch64/functions/system/IsSCTLR2EL2Enabled

```
// IsSCTLR2EL2Enabled()
// =====
// Returns TRUE if access to SCTLR2_EL2 register is enabled, and FALSE otherwise.
// Indirect read of SCTLR2_EL2 returns 0 when access is not enabled.

boolean IsSCTLR2EL2Enabled()
    if !IsFeatureImplemented(FEAT_SCTLR2) then return FALSE;
    if HaveEL(EL3) && SCR_EL3.SCTLR2En == '0' then
        return FALSE;

    return EL2Enabled();
```

Library pseudocode for aarch64/functions/system/IsTCR2EL1Enabled

```
// IsTCR2EL1Enabled()
// =====
// Returns TRUE if access to TCR2_EL1 register is enabled, and FALSE otherwise.
// Indirect read of TCR2_EL1 returns 0 when access is not enabled.

boolean IsTCR2EL1Enabled()
    if !IsFeatureImplemented(FEAT_TCR2) then return FALSE;
    if HaveEL\(EL3\) && SCR_EL3.TCR2En == '0' then
        return FALSE;
    elsif (EL2Enabled\(\) && (!IsHCRXEL2Enabled\(\) || HCRX_EL2.TCR2En == '0')) then
        return FALSE;
    else
        return TRUE;
```

Library pseudocode for aarch64/functions/system/IsTCR2EL2Enabled

```
// IsTCR2EL2Enabled()
// =====
// Returns TRUE if access to TCR2_EL2 register is enabled, and FALSE otherwise.
// Indirect read of TCR2_EL2 returns 0 when access is not enabled.

boolean IsTCR2EL2Enabled()
    if !IsFeatureImplemented(FEAT_TCR2) then return FALSE;
    if HaveEL\(EL3\) && SCR_EL3.TCR2En == '0' then
        return FALSE;

    return EL2Enabled\(\);
```

Library pseudocode for aarch64/functions/system/SetBTypeCompatible

```
// SetBTypeCompatible()
// =====
// Sets the value of BTypeCompatible global variable used by BTI

SetBTypeCompatible(boolean x)
    BTypeCompatible = x;
```

Library pseudocode for aarch64/functions/system/SetBTypeNext

```
// SetBTypeNext()
// =====
// Set the value of BTypeNext global variable used by BTI

SetBTypeNext(bits(2) x)
    BTypeNext = x;
```

Library pseudocode for aarch64/functions/system/SetInGuardedPage

```
// SetInGuardedPage()
// =====
// Global state updated to denote if memory access is from a guarded page.

SetInGuardedPage(boolean guardedpage)
    InGuardedPage = guardedpage;
```

Library pseudocode for aarch64/functions/system128/AArch64.SysInstr128

```
// AArch64.SysInstr128()
// =====
// Execute a system instruction with write (2 64-bit source operands).

AArch64.SysInstr128(bits(2) op0, bits(3) op1, bits(4) crn, bits(4) crm,
                    bits(3) op2, integer t, integer t2);
```

Library pseudocode for aarch64/functions/system128/AArch64.SysRegRead128

```
// AArch64.SysRegRead128()
// =====
// Read from a 128-bit System register and write the contents of the register to X[t] and X[t2].

AArch64.SysRegRead128(bits(2) op0, bits(3) op1, bits(4) crn, bits(4) crm,
                      bits(3) op2, integer t, integer t2);
```

Library pseudocode for aarch64/functions/system128/AArch64.SysRegWrite128

```
// AArch64.SysRegWrite128()
// =====
// Read the contents of X[t] and X[t2] and write the contents to a 128-bit System register.

AArch64.SysRegWrite128(bits(2) op0, bits(3) op1, bits(4) crn, bits(4) crm,
                       bits(3) op2, integer t, integer t2);
```

Library pseudocode for aarch64/functions/tlbi/AArch64.TLBIP_IPAS2

```
// AArch64.TLBIP_IPAS2()
// =====
// Invalidate by IPA all stage 2 only TLB entries in the indicated broadcast
// domain matching the indicated VMID in the indicated regime with the indicated security state.
// Note: stage 1 and stage 2 combined entries are not in the scope of this operation.
// IPA and related parameters of the are derived from Xt.

AArch64.TLBIP_IPAS2(SecurityState security, Regime regime, bits(16) vmid,
                   Broadcast broadcast, TLBILevel level, TLBIMemAttr attr, bits(128) Xt)
assert PSTATE.EL IN {EL3, EL2};

TLBIRecord r;
r.op          = TLBIOp\_IPAS2;
r.from_aarch64 = TRUE;
r.security    = security;
r.regime      = regime;
r.vmid        = vmid;
r.use_vmid    = TRUE;
r.level       = level;
r.attr        = attr;
r.ttl         = Xt<47:44>;
r.address     = ZeroExtend(Xt<107:64> : Zeros(12), 64);
r.d64         = r.ttl == '00xx';
r.d128        = TRUE;

case security of
  when SS\_NonSecure
    r.ipaspace = PAS\_NonSecure;
  when SS\_Secure
    r.ipaspace = if Xt<63> == '1' then PAS\_NonSecure else PAS\_Secure;
  when SS\_Realm
    r.ipaspace = PAS\_Realm;
  otherwise
    // Root security state does not have stage 2 translation
    Unreachable();

TLBI(r);
if broadcast != Broadcast\_NSH then BroadcastTLBI(broadcast, r);
return;
```

Library pseudocode for aarch64/functions/tlbi/AArch64.TLBIP_RIPAS2

```
// AArch64.TLBIP_RIPAS2()
// =====
// Range invalidate by IPA all stage 2 only TLB entries in the indicated
// broadcast domain matching the indicated VMID in the indicated regime with the indicated
// security state.
// Note: stage 1 and stage 2 combined entries are not in the scope of this operation.
// The range of IPA and related parameters of the are derived from Xt.

AArch64.TLBIP_RIPAS2(SecurityState security, Regime regime, bits(16) vmid,
    Broadcast broadcast, TLBILevel level, TLBIMemAttr attr, bits(128) Xt)
    assert PSTATE.EL IN {EL3, EL2, EL1};

    TLBIRecord r;
    r.op = TLBIOp\_RIPAS2;
    r.from_aarch64 = TRUE;
    r.security = security;
    r.regime = regime;
    r.vmid = vmid;
    r.use_vmid = TRUE;
    r.level = level;
    r.attr = attr;
    r.ttl<1:0> = Xt<38:37>;
    r.d64 = r.ttl<1:0> == '00';
    r.d128 = TRUE;

    constant bits(2) tg = Xt<47:46>;
    constant integer scale = UInt(Xt<45:44>);
    constant integer num = UInt(Xt<43:39>);
    constant integer baseaddr = SInt(Xt<36:0>);

    boolean valid;

    (valid, r.tg, r.address, r.end_address) = TLBIPRange(regime, Xt);

    if !valid then return;

    case security of
        when SS\_NonSecure
            r.ipaspace = PAS\_NonSecure;
        when SS\_Secure
            r.ipaspace = if Xt<63> == '1' then PAS\_NonSecure else PAS\_Secure;
        when SS\_Realm
            r.ipaspace = PAS\_Realm;
        otherwise
            // Root security state does not have stage 2 translation
            Unreachable();

    TLBI(r);
    if broadcast != Broadcast\_NSH then BroadcastTLBI(broadcast, r);
    return;
```

Library pseudocode for aarch64/functions/tlbi/AArch64.TLBIP_RVA

```
// AArch64.TLBIP_RVA()
// =====
// Range invalidate by VA range all stage 1 TLB entries in the indicated
// broadcast domain matching the indicated VMID and ASID (where regime
// supports VMID, ASID) in the indicated regime with the indicated security state.
// ASID, and range related parameters are derived from Xt.
// Note: stage 1 and stage 2 combined entries are in the scope of this operation.

AArch64.TLBIP_RVA(SecurityState security, Regime regime, bits(16) vmid,
    Broadcast broadcast, TLBILevel level, TLBIMemAttr attr, bits(128) Xt)
    assert PSTATE.EL IN {EL3, EL2, EL1};

    TLBIRecord r;
    r.op = TLBIOp\_RVA;
    r.from_aarch64 = TRUE;
    r.security = security;
    r.regime = regime;
    r.vmid = vmid;
    r.use_vmid = UseVMID(regime);
    r.level = level;
    r.attr = attr;
    r.asid = Xt<63:48>;
    r.ttl<1:0> = Xt<38:37>;
    r.d64 = r.ttl<1:0> == '00';
    r.d128 = TRUE;

    boolean valid;

    (valid, r.tg, r.address, r.end_address) = TLBIPRange(regime, Xt);

    if !valid then return;

    TLBI(r);
    if broadcast != Broadcast\_NSH then BroadcastTLBI(broadcast, r);
    return;
```

Library pseudocode for aarch64/functions/tlbi/AArch64.TLBIP_RVAA

```
// AArch64.TLBIP_RVAA()
// =====
// Range invalidate by VA range all stage 1 TLB entries in the indicated
// broadcast domain matching the indicated VMID (where regimesupports VMID)
// and all ASID in the indicated regime with the indicated security state.
// VA range related parameters are derived from Xt.
// Note: stage 1 and stage 2 combined entries are in the scope of this operation.

AArch64.TLBIP_RVAA(SecurityState security, Regime regime, bits(16) vmid,
    Broadcast broadcast, TLBILevel level, TLBIMemAttr attr, bits(128) Xt)
    assert PSTATE.EL IN {EL3, EL2, EL1};

    TLBIRecord r;
    r.op = TLBIOp\_RVAA;
    r.from_aarch64 = TRUE;
    r.security = security;
    r.regime = regime;
    r.vmid = vmid;
    r.use_vmid = UseVMID(regime);
    r.level = level;
    r.attr = attr;
    r.ttl<1:0> = Xt<38:37>;
    r.d64 = r.ttl<1:0> == '00';
    r.d128 = TRUE;

    constant bits(2) tg = Xt<47:46>;
    constant integer scale = UInt(Xt<45:44>);
    constant integer num = UInt(Xt<43:39>);
    constant integer baseaddr = SInt(Xt<36:0>);

    boolean valid;

    (valid, r.tg, r.address, r.end_address) = TLBIPRange(regime, Xt);

    if !valid then return;

    TLBI(r);
    if broadcast != Broadcast\_NSH then BroadcastTLBI(broadcast, r);
    return;
```

Library pseudocode for aarch64/functions/tlbi/AArch64.TLBIP_VA

```
// AArch64.TLBIP_VA()
// =====
// Invalidate by VA all stage 1 TLB entries in the indicated broadcast domain
// matching the indicated VMID and ASID (where regime supports VMID, ASID) in the indicated regime
// with the indicated security state.
// ASID, VA and related parameters are derived from Xt.
// Note: stage 1 and stage 2 combined entries are in the scope of this operation.

AArch64.TLBIP_VA(SecurityState security, Regime regime, bits(16) vmid,
                 Broadcast broadcast, TLBILevel level, TLBIMemAttr attr, bits(128) Xt)
    assert PSTATE.EL IN {EL3, EL2, EL1};

    TLBIRecord r;
    r.op = TLBIOp\_VA;
    r.from_aarch64 = TRUE;
    r.security = security;
    r.regime = regime;
    r.vmid = vmid;
    r.use_vmid = UseVMID(regime);
    r.level = level;
    r.attr = attr;
    r.asid = Xt<63:48>;
    r.ttl = Xt<47:44>;
    r.address = ZeroExtend(Xt<107:64> : Zeros(12), 64);
    r.d64 = r.ttl == '00xx';
    r.d128 = TRUE;

    TLBI(r);
    if broadcast != Broadcast\_NSH then BroadcastTLBI(broadcast, r);
    return;
```

Library pseudocode for aarch64/functions/tlbi/AArch64.TLBIP_VAA

```
// AArch64.TLBIP_VAA()
// =====
// Invalidate by VA all stage 1 TLB entries in the indicated broadcast domain
// matching the indicated VMID (where regime supports VMID) and all ASID in the indicated regime
// with the indicated security state.
// VA and related parameters are derived from Xt.
// Note: stage 1 and stage 2 combined entries are in the scope of this operation.

AArch64.TLBIP_VAA(SecurityState security, Regime regime, bits(16) vmid,
                  Broadcast broadcast, TLBILevel level, TLBIMemAttr attr, bits(128) Xt)
    assert PSTATE.EL IN {EL3, EL2, EL1};

    TLBIRecord r;
    r.op = TLBIOp\_VAA;
    r.from_aarch64 = TRUE;
    r.security = security;
    r.regime = regime;
    r.vmid = vmid;
    r.use_vmid = UseVMID(regime);
    r.level = level;
    r.attr = attr;
    r.ttl = Xt<47:44>;
    r.address = ZeroExtend(Xt<107:64> : Zeros(12), 64);
    r.d64 = r.ttl == '00xx';
    r.d128 = TRUE;

    TLBI(r);
    if broadcast != Broadcast\_NSH then BroadcastTLBI(broadcast, r);
    return;
```

Library pseudocode for aarch64/functions/tlbi/AArch64.TLBI_ALL

```
// AArch64.TLBI_ALL()
// =====
// Invalidate all entries for the indicated translation regime with the
// the indicated security state for all TLBs within the indicated broadcast domain.
// Invalidation applies to all applicable stage 1 and stage 2 entries.

AArch64.TLBI_ALL(SecurityState security, Regime regime, Broadcast broadcast,
                 TLBIMemAttr attr, bits(64) Xt)
    assert PSTATE.EL IN {EL3, EL2};

    TLBIRecord r;
    r.op = TLBIOp\_ALL;
    r.from_aarch64 = TRUE;
    r.security = security;
    r.regime = regime;
    r.level = TLBILevel\_Any;
    r.attr = attr;

    TLBI(r);
    if broadcast != Broadcast\_NSH then BroadcastTLBI(broadcast, r);
    return;
```

Library pseudocode for aarch64/functions/tlbi/AArch64.TLBI_ASID

```
// AArch64.TLBI_ASID()
// =====
// Invalidate all stage 1 entries matching the indicated VMID (where regime supports)
// and ASID in the parameter Xt in the indicated translation regime with the
// indicated security state for all TLBs within the indicated broadcast domain.
// Note: stage 1 and stage 2 combined entries are in the scope of this operation.

AArch64.TLBI_ASID(SecurityState security, Regime regime, bits(16) vmid,
                  Broadcast broadcast, TLBIMemAttr attr, bits(64) Xt)
    assert PSTATE.EL IN {EL3, EL2, EL1};

    TLBIRecord r;
    r.op = TLBIOp\_ASID;
    r.from_aarch64 = TRUE;
    r.security = security;
    r.regime = regime;
    r.vmid = vmid;
    r.use_vmid = UseVMID(regime);
    r.level = TLBILevel\_Any;
    r.attr = attr;
    r.asid = Xt<63:48>;

    TLBI(r);
    if broadcast != Broadcast\_NSH then BroadcastTLBI(broadcast, r);
    return;
```


Library pseudocode for aarch64/functions/tlbi/AArch64.TLBI_IPAS2

```
// AArch64.TLBI_IPAS2()
// =====
// Invalidate by IPA all stage 2 only TLB entries in the indicated broadcast
// domain matching the indicated VMID in the indicated regime with the indicated security state.
// Note: stage 1 and stage 2 combined entries are not in the scope of this operation.
// IPA and related parameters of the are derived from Xt.

AArch64.TLBI_IPAS2(SecurityState security, Regime regime, bits(16) vmid,
    Broadcast broadcast, TLBILevel level, TLBIMemAttr attr, bits(64) Xt)
    assert PSTATE.EL IN {EL3, EL2};

    TLBIRecord r;
    r.op          = TLBIOp\_IPAS2;
    r.from_aarch64 = TRUE;
    r.security     = security;
    r.regime       = regime;
    r.vmid         = vmid;
    r.use_vmid     = TRUE;
    r.level        = level;
    r.attr         = attr;
    r.ttl          = Xt<47:44>;
    r.address      = ZeroExtend(Xt<39:0> : Zeros(12), 64);
    r.d64          = TRUE;
    r.d128         = r.ttl == '00xx';

    case security of
        when SS\_NonSecure
            r.ipaspace = PAS\_NonSecure;
        when SS\_Secure
            r.ipaspace = if Xt<63> == '1' then PAS\_NonSecure else PAS\_Secure;
        when SS\_Realm
            r.ipaspace = PAS\_Realm;
        otherwise
            // Root security state does not have stage 2 translation
            Unreachable();

    TLBI(r);
    if broadcast != Broadcast\_NSH then BroadcastTLBI(broadcast, r);
    return;
```

Library pseudocode for aarch64/functions/tlbi/AArch64.TLBI_PAALL

```
// AArch64.TLBI_PAALL()
// =====
// TLB Invalidate ALL GPT Information.
// Invalidates cached copies of GPT entries from TLBs in the indicated
// Shareability domain.
// The invalidation applies to all TLB entries containing GPT information.

AArch64.TLBI_PAALL(Broadcast broadcast)
    assert IsFeatureImplemented(FEAT_RME) && PSTATE.EL == EL3;

    TLBIRecord r;

    // r.security and r.regime do not apply for TLBI by PA operations
    r.op      = TLBIOp\_PAALL;
    r.level   = TLBILevel\_Any;
    r.attr    = TLBI\_AllAttr;

    TLBI(r);
    if broadcast != Broadcast\_NSH then BroadcastTLBI(broadcast, r);

    return;
```

Library pseudocode for aarch64/functions/tlbi/AArch64.TLBI_RIPAS2

```
// AArch64.TLBI_RIPAS2()
// =====
// Range invalidate by IPA all stage 2 only TLB entries in the indicated
// broadcast domain matching the indicated VMID in the indicated regime with the indicated
// security state.
// Note: stage 1 and stage 2 combined entries are not in the scope of this operation.
// The range of IPA and related parameters of the are derived from Xt.

AArch64.TLBI_RIPAS2(SecurityState security, Regime regime, bits(16) vmid,
    Broadcast broadcast, TLBILevel level, TLBIMemAttr attr, bits(64) Xt)
    assert PSTATE.EL IN {EL3, EL2, EL1};

    TLBIRecord r;
    r.op = TLBIOp\_RIPAS2;
    r.from_aarch64 = TRUE;
    r.security = security;
    r.regime = regime;
    r.vmid = vmid;
    r.use_vmid = TRUE;
    r.level = level;
    r.attr = attr;
    r.ttl<1:0> = Xt<38:37>;
    r.d64 = TRUE;
    r.d128 = r.ttl<1:0> == '00';

    constant bits(2) tg = Xt<47:46>;
    constant integer scale = UInt(Xt<45:44>);
    constant integer num = UInt(Xt<43:39>);
    constant integer baseaddr = SInt(Xt<36:0>);

    boolean valid;

    (valid, r.tg, r.address, r.end_address) = TLBIRange(regime, Xt);

    if !valid then return;

    case security of
        when SS\_NonSecure
            r.ipaspace = PAS\_NonSecure;
        when SS\_Secure
            r.ipaspace = if Xt<63> == '1' then PAS\_NonSecure else PAS\_Secure;
        when SS\_Realm
            r.ipaspace = PAS\_Realm;
        otherwise
            // Root security state does not have stage 2 translation
            Unreachable();

    TLBI(r);
    if broadcast != Broadcast\_NSH then BroadcastTLBI(broadcast, r);
    return;
```



```

// AArch64.TLBI_RPA()
// =====
// TLB Range Invalidate GPT Information by PA.
// Invalidates cached copies of GPT entries from TLBs in the indicated
// Shareability domain.
// The invalidation applies to TLB entries containing GPT information relating
// to the indicated physical address range.
// When the indicated level is
//     TLBILevel_Any : this applies to TLB entries containing GPT information
//                     from all levels of the GPT walk
//     TLBILevel_Last : this applies to TLB entries containing GPT information
//                     from the last level of the GPT walk
//
AArch64.TLBI_RPA(TLBILevel level, bits(64) Xt, Broadcast broadcast)
    assert IsFeatureImplemented(FEAT_RME) && PSTATE.EL == EL3;

    TLBIRecord r;
    AddressSize range_bits;
    AddressSize p;

    // r.security and r.regime do not apply for TLBI by PA operations
    r.op = TLBIOp_RPA;
    r.level = level;
    r.attr = TLBI_AllAttr;

    // SIZE field
    case Xt<47:44> of
        when '0000' range_bits = 12; // 4KB
        when '0001' range_bits = 14; // 16KB
        when '0010' range_bits = 16; // 64KB
        when '0011' range_bits = 21; // 2MB
        when '0100' range_bits = 25; // 32MB
        when '0101' range_bits = 29; // 512MB
        when '0110' range_bits = 30; // 1GB
        when '0111' range_bits = 34; // 16GB
        when '1000' range_bits = 36; // 64GB
        when '1001' range_bits = 39; // 512GB
        otherwise return; // Reserved encoding, no TLB entries are required to be invalidated

    // If SIZE selects a range smaller than PGS, then PGS is used instead
    case DecodePGS(GPCCR_EL3.PGS) of
        when PGS_4KB p = 12;
        when PGS_16KB p = 14;
        when PGS_64KB p = 16;
        otherwise return; // Reserved encoding, no TLB entries are required to be invalidated

    if range_bits < p then
        range_bits = p;

    bits(52) BaseADDR = Zeros(52);
    case GPCCR_EL3.PGS of
        when '00' BaseADDR<51:12> = Xt<39:0>; // 4KB
        when '10' BaseADDR<51:14> = Xt<39:2>; // 16KB
        when '01' BaseADDR<51:16> = Xt<39:4>; // 64KB

    // The calculation here automatically aligns BaseADDR to the size of
    // the region specified in SIZE. However, the architecture does not
    // require this alignment and if BaseADDR is not aligned to the region
    // specified by SIZE then no entries are required to be invalidated.
    constant integer range_pbits = range_bits;
    constant bits(52) start_addr = BaseADDR AND NOT ZeroExtend(Ones(range_pbits), 52);
    constant bits(52) end_addr = start_addr + ZeroExtend(Ones(range_pbits), 52);

    // PASpace is not considered in TLBI by PA operations
    r.address = ZeroExtend(start_addr, 64);
    r.end_address = ZeroExtend(end_addr, 64);

    TLBI(r);
    if broadcast != Broadcast_NSH then BroadcastTLBI(broadcast, r);

```

Library pseudocode for aarch64/functions/tlbi/AArch64.TLBI_RVA

```
// AArch64.TLBI_RVA()
// =====
// Range invalidate by VA range all stage 1 TLB entries in the indicated
// broadcast domain matching the indicated VMID and ASID (where regime
// supports VMID, ASID) in the indicated regime with the indicated security state.
// ASID, and range related parameters are derived from Xt.
// Note: stage 1 and stage 2 combined entries are in the scope of this operation.

AArch64.TLBI_RVA(SecurityState security, Regime regime, bits(16) vmid,
                 Broadcast broadcast, TLBILevel level, TLBIMemAttr attr, bits(64) Xt)
    assert PSTATE.EL IN {EL3, EL2, EL1};

    TLBIRecord r;
    r.op = TLBIOp\_RVA;
    r.from_aarch64 = TRUE;
    r.security = security;
    r.regime = regime;
    r.vmid = vmid;
    r.use_vmid = UseVMID(regime);
    r.level = level;
    r.attr = attr;
    r.asid = Xt<63:48>;
    r.ttl<1:0> = Xt<38:37>;
    r.d64 = TRUE;
    r.d128 = r.ttl<1:0> == '00';

    boolean valid;

    (valid, r.tg, r.address, r.end_address) = TLBIRange(regime, Xt);

    if !valid then return;

    TLBI(r);
    if broadcast != Broadcast\_NSH then BroadcastTLBI(broadcast, r);
    return;
```

Library pseudocode for aarch64/functions/tlbi/AArch64.TLBI_RVAA

```
// AArch64.TLBI_RVAA()
// =====
// Range invalidate by VA range all stage 1 TLB entries in the indicated
// broadcast domain matching the indicated VMID (where regimesupports VMID)
// and all ASID in the indicated regime with the indicated security state.
// VA range related parameters are derived from Xt.
// Note: stage 1 and stage 2 combined entries are in the scope of this operation.

AArch64.TLBI_RVAA(SecurityState security, Regime regime, bits(16) vmid,
Broadcast broadcast, TLBILevel level, TLBIMemAttr attr, bits(64) Xt)
    assert PSTATE.EL IN {EL3, EL2, EL1};

    TLBIRecord r;
    r.op = TLBIOp\_RVAA;
    r.from_aarch64 = TRUE;
    r.security = security;
    r.regime = regime;
    r.vmid = vmid;
    r.use_vmid = UseVMID(regime);
    r.level = level;
    r.attr = attr;
    r.ttl<1:0> = Xt<38:37>;
    r.d64 = TRUE;
    r.d128 = r.ttl<1:0> == '00';

    constant bits(2) tg = Xt<47:46>;
    constant integer scale = UInt(Xt<45:44>);
    constant integer num = UInt(Xt<43:39>);
    constant integer baseaddr = SInt(Xt<36:0>);

    boolean valid;

    (valid, r.tg, r.address, r.end_address) = TLBIRange(regime, Xt);

    if !valid then return;

    TLBI(r);
    if broadcast != Broadcast\_NSH then BroadcastTLBI(broadcast, r);
    return;
```

Library pseudocode for aarch64/functions/tlbi/AArch64.TLBI_VA

```
// AArch64.TLBI_VA()
// =====
// Invalidate by VA all stage 1 TLB entries in the indicated broadcast domain
// matching the indicated VMID and ASID (where regime supports VMID, ASID) in the indicated regime
// with the indicated security state.
// ASID, VA and related parameters are derived from Xt.
// Note: stage 1 and stage 2 combined entries are in the scope of this operation.

AArch64.TLBI_VA(SecurityState security, Regime regime, bits(16) vmid,
               Broadcast broadcast, TLBILevel level, TLBIMemAttr attr, bits(64) Xt)
    assert PSTATE.EL IN {EL3, EL2, EL1};

    TLBIRecord r;
    r.op = TLBIOp\_VA;
    r.from_aarch64 = TRUE;
    r.security = security;
    r.regime = regime;
    r.vmid = vmid;
    r.use_vmid = UseVMID(regime);
    r.level = level;
    r.attr = attr;
    r.asid = Xt<63:48>;
    r.ttl = Xt<47:44>;
    r.address = ZeroExtend(Xt<43:0> : Zeros(12), 64);
    r.d64 = TRUE;
    r.d128 = r.ttl == '00xx';

    TLBI(r);
    if broadcast != Broadcast\_NSH then BroadcastTLBI(broadcast, r);
    return;
```

Library pseudocode for aarch64/functions/tlbi/AArch64.TLBI_VAA

```
// AArch64.TLBI_VAA()
// =====
// Invalidate by VA all stage 1 TLB entries in the indicated broadcast domain
// matching the indicated VMID (where regime supports VMID) and all ASID in the indicated regime
// with the indicated security state.
// VA and related parameters are derived from Xt.
// Note: stage 1 and stage 2 combined entries are in the scope of this operation.

AArch64.TLBI_VAA(SecurityState security, Regime regime, bits(16) vmid,
                Broadcast broadcast, TLBILevel level, TLBIMemAttr attr, bits(64) Xt)
    assert PSTATE.EL IN {EL3, EL2, EL1};

    TLBIRecord r;
    r.op = TLBIOp\_VAA;
    r.from_aarch64 = TRUE;
    r.security = security;
    r.regime = regime;
    r.vmid = vmid;
    r.use_vmid = UseVMID(regime);
    r.level = level;
    r.attr = attr;
    r.ttl = Xt<47:44>;
    r.address = ZeroExtend(Xt<43:0> : Zeros(12), 64);
    r.d64 = TRUE;
    r.d128 = r.ttl == '00xx';

    TLBI(r);
    if broadcast != Broadcast\_NSH then BroadcastTLBI(broadcast, r);
    return;
```

Library pseudocode for aarch64/functions/tlbi/AArch64.TLBI_VMALL

```
// AArch64.TLBI_VMALL()
// =====
// Invalidate all stage 1 entries for the indicated translation regime with the
// the indicated security state for all TLBs within the indicated broadcast
// domain that match the indicated VMID (where applicable).
// Note: stage 1 and stage 2 combined entries are in the scope of this operation.
// Note: stage 2 only entries are not in the scope of this operation.

AArch64.TLBI_VMALL(SecurityState security, Regime regime, bits(16) vmid,
                   Broadcast broadcast, TLBIMemAttr attr, bits(64) Xt)
    assert PSTATE.EL IN {EL3, EL2, EL1};

    TLBIRecord r;
    r.op = TLBIOp\_VMALL;
    r.from_aarch64 = TRUE;
    r.security = security;
    r.regime = regime;
    r.level = TLBILevel\_Any;
    r.vmid = vmid;
    r.use_vmid = UseVMID(regime);
    r.attr = attr;

    TLBI(r);
    if broadcast != Broadcast\_NSH then BroadcastTLBI(broadcast, r);
    return;
```

Library pseudocode for aarch64/functions/tlbi/AArch64.TLBI_VMALLS12

```
// AArch64.TLBI_VMALLS12()
// =====
// Invalidate all stage 1 and stage 2 entries for the indicated translation
// regime with the indicated security state for all TLBs within the indicated
// broadcast domain that match the indicated VMID.

AArch64.TLBI_VMALLS12(SecurityState security, Regime regime, bits(16) vmid,
                      Broadcast broadcast, TLBIMemAttr attr, bits(64) Xt)
    assert PSTATE.EL IN {EL3, EL2};

    TLBIRecord r;
    r.op = TLBIOp\_VMALLS12;
    r.from_aarch64 = TRUE;
    r.security = security;
    r.regime = regime;
    r.level = TLBILevel\_Any;
    r.vmid = vmid;
    r.use_vmid = TRUE;
    r.attr = attr;

    TLBI(r);
    if broadcast != Broadcast\_NSH then BroadcastTLBI(broadcast, r);
    return;
```


Library pseudocode for aarch64/functions/tlbi/AArch64.TLBI_VMALLWS2

```
// AArch64.TLBI_VMALLWS2()
// =====
// Remove stage 2 dirty state from entries for the indicated translation regime
// with the indicated security state for all TLBs within the indicated broadcast
// domain that match the indicated VMID.

AArch64.TLBI_VMALLWS2(SecurityState security, Regime regime, bits(16) vmid,
                     Broadcast broadcast, TLBIMemAttr attr, bits(64) Xt)
    assert PSTATE.EL IN {EL3, EL2};
    assert regime == Regime\_EL10;

    if security == SS\_Secure && HaveEL(EL3) && SCR_EL3.EEL2 == '0' then
        return;

    TLBIRecord r;
    r.op = TLBIOp\_VMALLWS2;
    r.from_aarch64 = TRUE;
    r.security = security;
    r.regime = regime;
    r.level = TLBILevel\_Any;
    r.vmid = vmid;
    r.use_vmid = TRUE;
    r.attr = attr;

    TLBI(r);
    if broadcast != Broadcast\_NSH then BroadcastTLBI(broadcast, r);
    return;
```

Library pseudocode for aarch64/functions/tlbi/ASID_NONE

```
constant bits(16) ASID_NONE = Zeros(16);
```

Library pseudocode for aarch64/functions/tlbi/Broadcast

```
// Broadcast
// =====

enumeration Broadcast {
    Broadcast_ISH,
    Broadcast_ForcedISH,
    Broadcast_OSH,
    Broadcast_NSH
};
```

Library pseudocode for aarch64/functions/tlbi/BroadcastTLBI

```
// BroadcastTLBI()
// =====
// IMPLEMENTATION DEFINED function to broadcast TLBI operation within the indicated broadcast
// domain.

BroadcastTLBI(Broadcast broadcast, TLBIRecord r)
    IMPLEMENTATION_DEFINED;
```

Library pseudocode for aarch64/functions/tlbi/DecodeTLBITG

```
// DecodeTLBITG()
// =====
// Decode translation granule size in TLBI range instructions

TGx DecodeTLBITG(bits(2) tg)
    case tg of
        when '01' return TGx\_4KB;
        when '10' return TGx\_16KB;
        when '11' return TGx\_64KB;
```

Library pseudocode for aarch64/functions/tlbi/GPTTLBIMatch

```
// GPTTLBIMatch()
// =====
// Determine whether the GPT TLB entry lies within the scope of invalidation

boolean GPTTLBIMatch(TLBIRecord tlbi, GPTEntry gpt_entry)
    assert tlbi.op IN {TLBIOp_RPA, TLBIOp_PAALL};

    boolean match;
    constant bits(64) entry_size_mask      = ZeroExtend(Ones(gpt_entry.size), 64);
    constant bits(64) entry_end_address    = (ZeroExtend(gpt_entry.pa<55:0> OR
        entry_size_mask<55:0>, 64));
    constant bits(64) entry_start_address = (ZeroExtend(gpt_entry.pa<55:0> AND NOT
        entry_size_mask<55:0>, 64));

    case tlbi.op of
        when TLBIOp_RPA
            match = (UInt(tlbi.address<55:0>) <= UInt(entry_end_address<55:0>) &&
                UInt(tlbi.end_address<55:0>) > UInt(entry_start_address<55:0>) &&
                (tlbi.level == TLBILevel_Any || gpt_entry.level == 1));
        when TLBIOp_PAALL
            match = TRUE;

    return match;
```

Library pseudocode for aarch64/functions/tlbi/HasLargeAddress

```
// HasLargeAddress()
// =====
// Returns TRUE if the regime is configured for 52 bit addresses, FALSE otherwise.

boolean HasLargeAddress(Regime regime)
    if !IsFeatureImplemented(FEAT_LPA2) then
        return FALSE;
    case regime of
        when Regime_EL3
            return TCR_EL3.DS == '1';
        when Regime_EL2
            return TCR_EL2.DS == '1';
        when Regime_EL20
            return TCR_EL2.DS == '1';
        when Regime_EL10
            return TCR_EL1.DS == '1';
        otherwise
            Unreachable();
```

Library pseudocode for aarch64/functions/tlbi/ResTLBIRTTL

```
// ResTLBIRTTL()
// =====
// Determine whether the TTL field in TLBI instructions that do apply
// to a range of addresses contains a reserved value

boolean ResTLBIRTTL(bits(2) tg, bits(2) ttl)
    case ttl of
        when '00' return TRUE;
        when '01' return DecodeTLBITG(tg) == TGx_16KB && !IsFeatureImplemented(FEAT_LPA2);
        otherwise return FALSE;
```

Library pseudocode for aarch64/functions/tlbi/ResTLBITTL

```
// ResTLBITTL()
// =====
// Determine whether the TTL field in TLBI instructions that do not apply
// to a range of addresses contains a reserved value

boolean ResTLBITTL(bits(4) ttl)
    case ttl of
        when '00xx' return TRUE;
        when '0100' return !IsFeatureImplemented(FEAT_LPA2);
        when '1000' return TRUE;
        when '1001' return !IsFeatureImplemented(FEAT_LPA2);
        when '1100' return TRUE;
        otherwise   return FALSE;
```

Library pseudocode for aarch64/functions/tlbi/TGBits

```
// TGBits()
// =====
// Return the number of least-significant address bits within a single Translation Granule.

AddressSize TGBits(bits(2) tg)
    case tg of
        when '01' return 12; // 4KB
        when '10' return 14; // 16KB
        when '11' return 16; // 64KB
        otherwise
            Unreachable();
```

Library pseudocode for aarch64/functions/tlbi/TLBI

```
// TLBI()
// =====
// Invalidates TLB entries for which TLBIMatch() returns TRUE.

TLBI(TLBIRecord r)
    IMPLEMENTATION_DEFINED;
```

Library pseudocode for aarch64/functions/tlbi/TLBILevel

```
// TLBILevel
// =====

enumeration TLBILevel {
    TLBILevel_Any,          // this applies to TLB entries at all levels
    TLBILevel_Last         // this applies to TLB entries at last level only
};
```



```

// TLBIMatch()
// =====
// Determine whether the TLB entry lies within the scope of invalidation

boolean TLBIMatch(TLBIRecord tlbi, TLBRecord tlb_entry)
    boolean match;
    constant bits(64) entry_block_mask = ZeroExtend(Ones(tlb_entry.blocksize), 64);
    bits(64) entry_end_address = tlb_entry.context.ia OR entry_block_mask;
    bits(64) entry_start_address = tlb_entry.context.ia AND NOT entry_block_mask;
    case tlbi.op of
        when TLBIOp\_DALL, TLBIOp\_IALL
            match = (tlbi.security == tlb_entry.context.ss &&
                    tlb_entry.regime == tlb_entry.context.regime);
        when TLBIOp\_DASID, TLBIOp\_IASID
            match = (tlb_entry.context.includes_s1 &&
                    tlb_entry.security == tlb_entry.context.ss &&
                    tlb_entry.regime == tlb_entry.context.regime &&
                    tlb_entry.use_vmid == tlb_entry.context.use_vmid &&
                    (!tlb_entry.context.use_vmid || tlb_entry.vmid == tlb_entry.context.vmid) &&
                    (UseASID(tlb_entry.context) && tlb_entry.context.nG == '1' &&
                     tlb_entry.asid == tlb_entry.context.asid));
        when TLBIOp\_DVA, TLBIOp\_IVA
            boolean regime_match;
            boolean context_match;
            boolean address_match;
            boolean level_match;
            regime_match = (tlb_entry.context.includes_s1 &&
                           tlb_entry.security == tlb_entry.context.ss &&
                           tlb_entry.regime == tlb_entry.context.regime);
            context_match = (tlb_entry.use_vmid == tlb_entry.context.use_vmid &&
                            (!tlb_entry.context.use_vmid || tlb_entry.vmid == tlb_entry.context.vmid) &&
                            (!UseASID(tlb_entry.context) || tlb_entry.asid == tlb_entry.context.asid ||
                             tlb_entry.context.nG == '0'));
            constant integer addr_lsb = tlb_entry.blocksize;
            address_match = tlb_entry.address<55:addr_lsb> == tlb_entry.context.ia<55:addr_lsb>;
            level_match = (tlb_entry.level == TLBIlevel\_Any || !tlb_entry.walkstate.istable);
            match = regime_match && context_match && address_match && level_match;
        when TLBIOp\_ALL
            relax_regime = (tlb_entry.from_aarch64 &&
                           tlb_entry.regime IN {Regime\_EL20, Regime\_EL2} &&
                           tlb_entry.context.regime IN {Regime\_EL20, Regime\_EL2});
            match = (tlb_entry.security == tlb_entry.context.ss &&
                    (tlb_entry.regime == tlb_entry.context.regime || relax_regime));
        when TLBIOp\_ASID
            match = (tlb_entry.context.includes_s1 &&
                    tlb_entry.security == tlb_entry.context.ss &&
                    tlb_entry.regime == tlb_entry.context.regime &&
                    tlb_entry.use_vmid == tlb_entry.context.use_vmid &&
                    (!tlb_entry.context.use_vmid || tlb_entry.vmid == tlb_entry.context.vmid) &&
                    (UseASID(tlb_entry.context) && tlb_entry.context.nG == '1' &&
                     tlb_entry.asid == tlb_entry.context.asid));
        when TLBIOp\_IPAS2, TLBIOp\_IPAS2
            constant integer addr_lsb = tlb_entry.blocksize;
            match = (!tlb_entry.context.includes_s1 && tlb_entry.context.includes_s2 &&
                    tlb_entry.security == tlb_entry.context.ss &&
                    tlb_entry.regime == tlb_entry.context.regime &&
                    (!tlb_entry.context.use_vmid || tlb_entry.vmid == tlb_entry.context.vmid) &&
                    tlb_entry.ipaspace == tlb_entry.context.ipaspace &&
                    tlb_entry.address<55:addr_lsb> == tlb_entry.context.ia<55:addr_lsb> &&
                    (!tlb_entry.from_aarch64 || ResTLBITTL(tlb_entry.ttl) || (
                        DecodeTLBITG(tlb_entry.ttl<3:2>) == tlb_entry.context.tg &&
                        UInt(tlb_entry.ttl<1:0>) == tlb_entry.walkstate.level)
                    ) &&
                    ((tlb_entry.d128 && tlb_entry.context.isd128) ||
                     (tlb_entry.d64 && !tlb_entry.context.isd128) ||
                     (tlb_entry.d64 && tlb_entry.d128)) &&
                    (tlb_entry.level == TLBIlevel\_Any || !tlb_entry.walkstate.istable));
        when TLBIOp\_VAA, TLBIOp\_VAA
            constant integer addr_lsb = tlb_entry.blocksize;
            match = (tlb_entry.context.includes_s1 &&

```

```

    tlb_entry.context.ss &&
    tlb_entry.context.regime &&
    tlb_entry.context.use_vmid &&
    (!tlb_entry.context.use_vmid || tlb_entry.context.vmid) &&
    tlb_entry.context.ia<55:addr_lsb> == tlb_entry.context.ia<55:addr_lsb> &&
    (!tlb_entry.from_aarch64 || ResTLBITTL(tlb_entry.ttl) || (
        DecodeTLBITG(tlb_entry.ttl<3:2>) == tlb_entry.context.tg &&
        UInt(tlb_entry.ttl<1:0>) == tlb_entry.walkstate.level)
    ) &&
    ((tlb_entry.d128 && tlb_entry.context.isd128) ||
    (tlb_entry.d64 && !tlb_entry.context.isd128) ||
    (tlb_entry.d64 && tlb_entry.d128)) &&
    (tlb_entry.level == TLBILevel Any || !tlb_entry.walkstate.istable));
when TLBIOp VA, TLBIOp VA
    constant integer addr_lsb = tlb_entry.blocksize;
    match = (tlb_entry.context.includes_s1 &&
    tlb_entry.context.ss &&
    tlb_entry.context.regime &&
    tlb_entry.context.use_vmid &&
    (!tlb_entry.context.use_vmid || tlb_entry.context.vmid) &&
    (!UseASID(tlb_entry.context) || tlb_entry.context.asid == tlb_entry.context.asid ||
    tlb_entry.context.nG == '0') &&
    tlb_entry.context.ia<55:addr_lsb> == tlb_entry.context.ia<55:addr_lsb> &&
    (!tlb_entry.from_aarch64 || ResTLBITTL(tlb_entry.ttl) || (
        DecodeTLBITG(tlb_entry.ttl<3:2>) == tlb_entry.context.tg &&
        UInt(tlb_entry.ttl<1:0>) == tlb_entry.walkstate.level)
    ) &&
    ((tlb_entry.d128 && tlb_entry.context.isd128) ||
    (tlb_entry.d64 && !tlb_entry.context.isd128) ||
    (tlb_entry.d64 && tlb_entry.d128)) &&
    (tlb_entry.level == TLBILevel Any || !tlb_entry.walkstate.istable));
when TLBIOp VMALL
    match = (tlb_entry.context.includes_s1 &&
    tlb_entry.context.ss &&
    tlb_entry.context.regime &&
    tlb_entry.context.use_vmid &&
    (!tlb_entry.context.use_vmid || tlb_entry.context.vmid));
when TLBIOp VMALLS12
    match = (tlb_entry.context.ss &&
    tlb_entry.context.regime &&
    (!tlb_entry.context.use_vmid || tlb_entry.context.vmid));
when TLBIOp RIPAS2, TLBIOp RIPAS2
    match = (!tlb_entry.context.includes_s1 && tlb_entry.context.includes_s2 &&
    tlb_entry.context.ss &&
    tlb_entry.context.regime &&
    (!tlb_entry.context.use_vmid || tlb_entry.context.vmid) &&
    tlb_entry.context.ipaspace == tlb_entry.context.ipaspace &&
    (tlb_entry.tg != '00' && DecodeTLBITG(tlb_entry.tg) == tlb_entry.context.tg) &&
    (!tlb_entry.from_aarch64 || ResTLBITTL(tlb_entry.tg, tlb_entry.ttl<1:0>) ||
    UInt(tlb_entry.ttl<1:0>) == tlb_entry.walkstate.level) &&
    ((tlb_entry.d128 && tlb_entry.context.isd128) ||
    (tlb_entry.d64 && !tlb_entry.context.isd128) ||
    (tlb_entry.d64 && tlb_entry.d128)) &&
    UInt(tlb_entry.address<55:0>) <= UInt(entry_end_address<55:0>) &&
    UInt(tlb_entry.end_address<55:0>) > UInt(entry_start_address<55:0>));
when TLBIOp RVAA, TLBIOp RVAA
    match = (tlb_entry.context.includes_s1 &&
    tlb_entry.context.ss &&
    tlb_entry.context.regime &&
    tlb_entry.context.use_vmid &&
    (!tlb_entry.context.use_vmid || tlb_entry.context.vmid) &&
    (tlb_entry.tg != '00' && DecodeTLBITG(tlb_entry.tg) == tlb_entry.context.tg) &&
    (!tlb_entry.from_aarch64 || ResTLBITTL(tlb_entry.tg, tlb_entry.ttl<1:0>) ||
    UInt(tlb_entry.ttl<1:0>) == tlb_entry.walkstate.level) &&
    ((tlb_entry.d128 && tlb_entry.context.isd128) ||
    (tlb_entry.d64 && !tlb_entry.context.isd128) ||
    (tlb_entry.d64 && tlb_entry.d128)) &&
    UInt(tlb_entry.address<55:0>) <= UInt(entry_end_address<55:0>) &&
    UInt(tlb_entry.end_address<55:0>) > UInt(entry_start_address<55:0>));
when TLBIOp RVA, TLBIOp RVA

```

```

        match = (tlb_entry.context.includes_s1 &&
            tlb_entry.context.ss == tlb_entry.context.ss &&
            tlb_entry.context.regime == tlb_entry.context.regime &&
            tlb_entry.context.use_vmid == tlb_entry.context.use_vmid &&
            (!tlb_entry.context.use_vmid || tlb_entry.vmid == tlb_entry.context.vmid) &&
            (!UseASID(tlb_entry.context) || tlb_entry.asid == tlb_entry.context.asid ||
                tlb_entry.context.nG == '0') &&
            (tlb_entry.tg != '00' && DecodeTLBITG(tlb_entry.tg) == tlb_entry.context.tg) &&
            (!tlb_entry.from_aarch64 || ResTLBIRTTTL(tlb_entry.tg, tlb_entry.ttl<1:0>) ||
                UInt(tlb_entry.ttl<1:0>) == tlb_entry.walkstate.level) &&
            ((tlb_entry.d128 && tlb_entry.context.isd128) ||
                (tlb_entry.d64 && !tlb_entry.context.isd128) ||
                (tlb_entry.d64 && tlb_entry.d128)) &&
            UInt(tlb_entry.address<55:0>) <= UInt(entry_end_address<55:0>) &&
            UInt(tlb_entry.end_address<55:0>) > UInt(entry_start_address<55:0>));
    when TLBIOp_RPA
        entry_end_address<55:0> = (tlb_entry.walkstate.baseaddress.address<55:0> OR
            entry_block_mask<55:0>);
        entry_start_address<55:0> = (tlb_entry.walkstate.baseaddress.address<55:0> AND
            NOT entry_block_mask<55:0>);
        match = (tlb_entry.context.includes_gpt &&
            UInt(tlb_entry.address<55:0>) <= UInt(entry_end_address<55:0>) &&
            UInt(tlb_entry.end_address<55:0>) > UInt(entry_start_address<55:0>));
    when TLBIOp_PAALL
        match = tlb_entry.context.includes_gpt;

return match;

```

Library pseudocode for aarch64/functions/tlbi/TLBIMemAttr

```

// TLBIMemAttr
// =====
// Defines the attributes of the memory operations that must be completed in
// order to deem the TLBI operation as completed.

enumeration TLBIMemAttr {
    TLBI_AllAttr,           // All TLB entries within the scope of the invalidation
    TLBI_ExcludeXS         // Only TLB entries with XS=0 within the scope of the invalidation
};

```

Library pseudocode for aarch64/functions/tlbi/TLBIOp

```
// TLBIOp
// =====

enumeration TLBIOp {
    TLBIOp_DALL,           // AArch32 Data TLBI operations - deprecated
    TLBIOp_DASID,
    TLBIOp_DVA,
    TLBIOp_IALL,           // AArch32 Instruction TLBI operations - deprecated
    TLBIOp_IASID,
    TLBIOp_IVA,
    TLBIOp_ALL,
    TLBIOp_ASID,
    TLBIOp_IPAS2,
    TLBIOp_IPAS2,
    TLBIOp_VAA,
    TLBIOp_VA,
    TLBIOp_VAA,
    TLBIOp_VA,
    TLBIOp_VMALL,
    TLBIOp_VMALLS12,
    TLBIOp_RIPAS2,
    TLBIOp_RIPAS2,
    TLBIOp_RVAA,
    TLBIOp_RVA,
    TLBIOp_RVAA,
    TLBIOp_RVA,
    TLBIOp_RPA,
    TLBIOp_PAALL,
    TLBIOp_VMALLWS2
};
```

Library pseudocode for aarch64/functions/tlbi/TLBIPRange

```
// TLBIPRange()
// =====
// Extract the input address range information from encoded Xt.

(boolean, bits(2), bits(64), bits(64)) TLBIPRange(Regime regime, bits(128) Xt)
    constant boolean valid = TRUE;
    bits(64) start_address = Zeros(64);
    bits(64) end_address   = Zeros(64);

    constant bits(2) tg     = Xt<47:46>;
    constant integer scale = UInt(Xt<45:44>);
    constant integer num   = UInt(Xt<43:39>);

    if tg == '00' then
        return (FALSE, tg, start_address, end_address);

    constant AddressSize tg_bits = TGBits(tg);
    // The more-significant bits of the start_address is not updated,
    // as they are not used when performing address matching in TLB
    start_address<55:tg_bits> = Xt<107:64+(tg_bits-12)>;

    constant integer range = (num+1) << (5*scale + 1 + tg_bits);
    end_address   = start_address + range<63:0>;

    if end_address<55> != start_address<55> then
        // overflow, saturate it
        end_address = Replicate(start_address<55>, 9) : Ones(55);

    return (valid, tg, start_address, end_address);
```


Library pseudocode for aarch64/functions/tlbi/TLBIRange

```
// TLBIRange()
// =====
// Extract the input address range information from encoded Xt.

(boolean, bits(2), bits(64), bits(64)) TLBIRange(Regime regime, bits(64) Xt)
    constant boolean valid = TRUE;
    bits(64) start_address = Zeros(64);
    bits(64) end_address   = Zeros(64);

    constant bits(2) tg    = Xt<47:46>;
    constant integer scale = UInt(Xt<45:44>);
    constant integer num   = UInt(Xt<43:39>);
    integer tg_bits;

    if tg == '00' then
        return (FALSE, tg, start_address, end_address);

    case tg of
        when '01' // 4KB
            tg_bits = 12;
            if HasLargeAddress(regime) then
                start_address<52:16> = Xt<36:0>;
                start_address<63:53> = Replicate(Xt<36>, 11);
            else
                start_address<48:12> = Xt<36:0>;
                start_address<63:49> = Replicate(Xt<36>, 15);
        when '10' // 16KB
            tg_bits = 14;
            if HasLargeAddress(regime) then
                start_address<52:16> = Xt<36:0>;
                start_address<63:53> = Replicate(Xt<36>, 11);
            else
                start_address<50:14> = Xt<36:0>;
                start_address<63:51> = Replicate(Xt<36>, 13);
        when '11' // 64KB
            tg_bits = 16;
            start_address<52:16> = Xt<36:0>;
            start_address<63:53> = Replicate(Xt<36>, 11);
        otherwise
            Unreachable();

    constant integer range = (num+1) << (5*scale + 1 + tg_bits);
    end_address = start_address + range<63:0>;

    if IsFeatureImplemented(FEAT_LVA3) && end_address<56> != start_address<56> then
        // overflow, saturate it
        end_address = Replicate(start_address<56>, 8) : Ones(56);
    elsif end_address<52> != start_address<52> then
        // overflow, saturate it
        end_address = Replicate(start_address<52>, 12) : Ones(52);

    return (valid, tg, start_address, end_address);
```

Library pseudocode for aarch64/functions/tlbi/TLBIRecord

```
// TLBIRecord
// =====
// Details related to a TLBI operation.

type TLBIRecord is (
    TLBIOp          op,
    boolean          from_aarch64, // originated as an AArch64 operation
    SecurityState    security,
    Regime           regime,
    boolean          use_vmid,
    bits(16)         vmid,
    bits(16)         asid,
    TLBILevel        level,
    TLBIMemAttr      attr,
    PAspace          ipaspace,      // For operations that take IPA as input address
    bits(64)         address,      // input address, for range operations, start address
    bits(64)         end_address,  // for range operations, end address
    boolean          d64,          // For operations that evict VMsAv8-64 based TLB entries
    boolean          d128,         // For operations that evict VMsAv9-128 based TLB entries
    bits(4)          ttl,          // translation table walk level holding the leaf entry
                                // for the address being invalidated
                                // For Non-Range Invalidations:
                                //   When the ttl is
                                //   '00xx' : this applies to all TLB entries
                                //   Otherwise : TLBIP instructions invalidates D128 TLB
                                //             entries only
                                //             TLBI instructions invalidates D64 TLB
                                //             entries only
                                // For Range Invalidations:
                                //   When the ttl is
                                //   '00' : this applies to all TLB entries
                                //   Otherwise : TLBIP instructions invalidates D128 TLB
                                //             entries only
                                //             TLBI instructions invalidates D64 TLB
                                //             entries only
    bits(2)          tg            // for range operations, translation granule
)
```

Library pseudocode for aarch64/functions/tlbi/VMID

```
// VMID[]
// =====
// Effective VMID.

bits(16) VMID[]
if EL2Enabled() then
    if !ELUsingAArch32(EL2) then
        if IsFeatureImplemented(FEAT_VMID16) && VTCR_EL2.VS == '1' then
            return VTTBR_EL2.VMID;
        else
            return ZeroExtend(VTTBR_EL2.VMID<7:0>, 16);
    else
        return ZeroExtend(VTTBR.VMID, 16);
elsif HaveEL(EL2) && IsFeatureImplemented(FEAT_SEL2) then
    return Zeros(16);
else
    return VMID_NONE;
```

Library pseudocode for aarch64/functions/tlbi/VMID_NONE

```
constant bits(16) VMID_NONE = Zeros(16);
```

Library pseudocode for aarch64/functions/tme/CheckTransactionalSystemAccess

```
// CheckTransactionalSystemAccess()
// =====
// Returns TRUE if an AArch64 MSR, MRS, or SYS instruction is permitted in
// Transactional state, based on the opcode's encoding, and FALSE otherwise.

boolean CheckTransactionalSystemAccess(bits(2) op0, bits(3) op1, bits(4) crn, bits(4) crm,
                                      bits(3) op2, bit read)

    case read:op0:op1:crn:crm:op2 of
        when '0 00 011 0100 xxxx 11x' return TRUE;           // MSR (imm): DAIFSet, DAIFClr
        when '0 01 011 0111 0100 001' return TRUE;           // DC ZVA
        when '0 11 011 0100 0010 00x' return TRUE;           // MSR: NZCV, DAIF
        when '0 11 011 0100 0100 00x' return TRUE;           // MSR: FPCR, FPSR
        when '0 11 000 0100 0110 000' return TRUE;           // MSR: ICC_PMR_EL1
        when '0 11 011 1001 1100 100' return TRUE;           // MRS: PMSWINC_EL0
        when '1 11 011 0010 0101 001' return TRUE;           // MRS: GCSPR_EL0, at EL0
        return PSTATE.EL == EL0;
    // MRS: GCSPR_EL1 at EL1 OR at EL2 when E2H is '1'
    when '1 11 000 0010 0101 001'
        return PSTATE.EL == EL1 || (PSTATE.EL == EL2 && IsInHost());
    when '1 11 100 0010 0101 001'
        return PSTATE.EL == EL2 && !IsInHost();           // MRS: GCSPR_EL2, at EL2 when E2H is '0'
    when '1 11 110 0010 0101 001'
        return PSTATE.EL == EL3;           // MRS: GCSPR_EL3, at EL3
    when '0 01 011 0111 0111 000' return TRUE;           // GCSPUSHM
    when '1 01 011 0111 0111 001' return TRUE;           // GCSPOPM
    when '0 01 011 0111 0111 010' return TRUE;           // GCSSS1
    when '1 01 011 0111 0111 011' return TRUE;           // GCSSS2
    when '0 01 000 0111 0111 110' return TRUE;           // GCSPOPX
    when '1 11 101 0010 0101 001' return FALSE;          // MRS: GCSPR_EL12
    when '1 11 000 0010 0101 010' return FALSE;          // MRS: GCSCRE0_EL1
    when '1 11 000 0010 0101 000' return FALSE;          // MRS: GCSCR_EL1
    when '1 11 101 0010 0101 000' return FALSE;          // MRS: GCSCR_EL12
    when '1 11 100 0010 0101 000' return FALSE;          // MRS: GCSCR_EL2
    when '1 11 110 0010 0101 000' return FALSE;          // MRS: GCSCR_EL3
    when '1 11 xxx 0xxx xxxx xxx' return TRUE;           // MRS: op0=3, CRn=0..7
    when '1 11 xxx 100x xxxx xxx' return TRUE;           // MRS: op0=3, CRn=8..9
    when '1 11 xxx 1010 xxxx xxx' return TRUE;           // MRS: op0=3, CRn=10
    when '1 11 000 1100 1x00 010' return TRUE;           // MRS: op0=3, CRn=12 - ICC_HPPIRx_EL1
    when '1 11 000 1100 1011 011' return TRUE;           // MRS: op0=3, CRn=12 - ICC_RPR_EL1
    when '1 11 xxx 1101 xxxx xxx' return TRUE;           // MRS: op0=3, CRn=13
    when '1 11 xxx 1110 xxxx xxx' return TRUE;           // MRS: op0=3, CRn=14
    when '0 01 011 0111 0011 111' return TRUE;           // CPP RCTX
    when '0 01 011 0111 0011 10x' return TRUE;           // CFP RCTX, DVP RCTX
    when 'x 11 xxx 1x11 xxxx xxx' return TRUE;           // MRS: op0=3, CRn=11,15
    return (boolean IMPLEMENTATION_DEFINED
            "Accessibility of registers encoded with op0=0b11 and CRn=0b1x11 is allowed");
    otherwise return FALSE;           // All other SYS, SYSL, MRS, MSR
```

Library pseudocode for aarch64/functions/tme/CommitTransactionalWrites

```
// CommitTransactionalWrites()
// =====
// Makes all transactional writes to memory observable by other PEs and reset
// the transactional read and write sets.

CommitTransactionalWrites();
```

Library pseudocode for aarch64/functions/tme/DiscardTransactionalWrites

```
// DiscardTransactionalWrites()
// =====
// Discards all transactional writes to memory and reset the transactional
// read and write sets.

DiscardTransactionalWrites();
```

Library pseudocode for aarch64/functions/tme/FailTransaction

```
// FailTransaction()
// =====

FailTransaction(TMFailure cause, boolean retry)
    FailTransaction(cause, retry, FALSE, Zeros(15));
    return;

// FailTransaction()
// =====
// Exits Transactional state and discards transactional updates to registers
// and memory.

FailTransaction(TMFailure cause, boolean retry, boolean interrupt, bits(15) reason)
    assert !retry || !interrupt;

    if IsFeatureImplemented(FEAT_BRBE) && BranchRecordAllowed(PSTATE.EL) then
        BRBFCR_EL1.LASTFAILED = '1';

    DiscardTransactionalWrites();
    // For trivial implementation no transaction checkpoint was taken
    if cause != TMFailure TRIVIAL then
        RestoreTransactionCheckpoint();
    ClearExclusiveLocal(ProcessorID());

    bits(64) result = Zeros(64);

    result<23> = if interrupt then '1' else '0';
    result<15> = if retry && !interrupt then '1' else '0';
    case cause of
        when TMFailure TRIVIAL result<24> = '1';
        when TMFailure DBG result<22> = '1';
        when TMFailure NEST result<21> = '1';
        when TMFailure SIZE result<20> = '1';
        when TMFailure ERR result<19> = '1';
        when TMFailure IMP result<18> = '1';
        when TMFailure MEM result<17> = '1';
        when TMFailure CNCL result<16> = '1'; result<14:0> = reason;

    TSTATE.depth = 0;
    X[TSTATE.Rt, 64] = result;
    constant boolean branch_conditional = FALSE;
    BranchTo(TSTATE.nPC, BranchType TMFAIL, branch_conditional);
    EndOfInstruction();
    return;
```

Library pseudocode for aarch64/functions/tme/IsTMEEnabled

```
// IsTMEEnabled()
// =====
// Returns TRUE if access to TME instruction is enabled, FALSE otherwise.

boolean IsTMEEnabled()
    if PSTATE.EL IN {EL0, EL1, EL2} && HaveEL(EL3) then
        if SCR_EL3.TME == '0' then
            return FALSE;
    if PSTATE.EL IN {EL0, EL1} && EL2Enabled() then
        if HCR_EL2.TME == '0' then
            return FALSE;
    return TRUE;
```

Library pseudocode for aarch64/functions/tme/MemHasTransactionalAccess

```
// MemHasTransactionalAccess()
// =====
// Function checks if transactional accesses are not supported for an address
// range or memory type.

boolean MemHasTransactionalAccess(MemoryAttributes memattrs)
    if ((memattrs.shareability == Shareability\_ISH ||
        memattrs.shareability == Shareability\_OSH) &&
        memattrs.memtype == MemType\_Normal &&
        memattrs.inner.attrs == MemAttr\_WB &&
        memattrs.inner.hints == MemHint\_RWA &&
        memattrs.inner.transient == FALSE &&
        memattrs.outer.hints == MemHint\_RWA &&
        memattrs.outer.attrs == MemAttr\_WB &&
        memattrs.outer.transient == FALSE) then
        return TRUE;
    else
        return boolean IMPLEMENTATION_DEFINED "Memory Region does not support Transactional access";
```

Library pseudocode for aarch64/functions/tme/RestoreTransactionCheckpoint

```
// RestoreTransactionCheckpoint()
// =====
// Restores part of the PE registers from the transaction checkpoint.

RestoreTransactionCheckpoint()
    SP[64] = TSTATE.SP;
    ICC_PMR_EL1 = TSTATE.ICC_PMR_EL1;
    PSTATE.<N,Z,C,V> = TSTATE.nzcv;
    PSTATE.<D,A,I,F> = TSTATE.<D,A,I,F>;

    for n = 0 to 30
        X[n, 64] = TSTATE.X[n];

    if IsFPEEnabled(PSTATE.EL) then
        if IsSVEEnabled(PSTATE.EL) then
            constant VecLen VL = CurrentVL;
            constant PredLen PL = VL DIV 8;
            for n = 0 to 31
                Z[n, VL] = TSTATE.Z[n]<VL-1:0>;
            for n = 0 to 15
                P[n, PL] = TSTATE.P[n]<PL-1:0>;
                FFR[PL] = TSTATE.FFR<PL-1:0>;
        else
            for n = 0 to 31
                V[n, 128] = TSTATE.Z[n]<127:0>;
            FPCR = TSTATE.FPCR;
            FPSR = TSTATE.FPSR;

    if IsFeatureImplemented(FEAT_GCS) then
        case PSTATE.EL of
            when EL0 GCSPR_EL0 = TSTATE.GCSPR_ELx;
            when EL1 GCSPR_EL1 = TSTATE.GCSPR_ELx;
            when EL2 GCSPR_EL2 = TSTATE.GCSPR_ELx;
            when EL3 GCSPR_EL3 = TSTATE.GCSPR_ELx;

    return;
```

Library pseudocode for aarch64/functions/tme/StartTrackingTransactionalReadsWrites

```
// StartTrackingTransactionalReadsWrites()
// =====
// Starts tracking transactional reads and writes to memory.

StartTrackingTransactionalReadsWrites();
```

Library pseudocode for aarch64/functions/tme/TMFailure

```
// TMFailure
// =====
// Transactional failure causes

enumeration TMFailure {
    TMFailure_CNCL,    // Executed a TCANCEL instruction
    TMFailure_DBG,     // A debug event was generated
    TMFailure_ERR,     // A non-permissible operation was attempted
    TMFailure_NEST,    // The maximum transactional nesting level was exceeded
    TMFailure_SIZE,    // The transactional read or write set limit was exceeded
    TMFailure_MEM,     // A transactional conflict occurred
    TMFailure_TRIVIAL, // Only a TRIVIAL version of TM is available
    TMFailure_IMP      // Any other failure cause
};
```

Library pseudocode for aarch64/functions/tme/TMState

```
// TMState
// =====
// Transactional execution state bits.
// There is no significance to the field order.

type TMState is (
    integer    depth,           // Transaction nesting depth
    integer    Rt,              // TSTART destination register
    bits(64)   nPC,             // Fallback instruction address
    array[0..30] of bits(64) X, // General purpose registers
    array[0..31] of bits(MAX_VL) Z, // Vector registers
    array[0..15] of bits(MAX_PL) P, // Predicate registers
    bits(MAX_PL) FFR,           // First Fault Register
    bits(64)   SP,              // Stack Pointer at current EL
    bits(64)   FPCR,            // Floating-point Control Register
    bits(64)   FPSR,            // Floating-point Status Register
    bits(64)   ICC_PMR_EL1,     // Interrupt Controller Interrupt Priority Mask Register
    bits(64)   GCSPR_ELx,       // GCS pointer for current EL
    bits(4)    nzcv,            // Condition flags
    bits(1)    D,               // Debug mask bit
    bits(1)    A,               // SError interrupt mask bit
    bits(1)    I,               // IRQ mask bit
    bits(1)    F                // FIQ mask bit
)
```

Library pseudocode for aarch64/functions/tme/TSTATE

```
// TSTATE
// =====
// Global per-transaction state

TMState TSTATE;
```

Library pseudocode for aarch64/functions/tme/TakeTransactionCheckpoint

```
// TakeTransactionCheckpoint()
// =====
// Captures part of the PE registers into the transaction checkpoint.

TakeTransactionCheckpoint()
    TSTATE.SP          = SP[64];
    TSTATE.ICC_PMR_EL1 = ICC_PMR_EL1;
    TSTATE.nzcv        = PSTATE.<N,Z,C,V>;
    TSTATE.<D,A,I,F>    = PSTATE.<D,A,I,F>;

    for n = 0 to 30
        TSTATE.X[n] = X[n, 64];

    if IsFPEEnabled(PSTATE.EL) then
        if IsSVEEnabled(PSTATE.EL) then
            constant VecLen VL = CurrentVL;
            constant PredLen PL = VL DIV 8;
            for n = 0 to 31
                TSTATE.Z[n]<VL-1:0> = Z[n, VL];
            for n = 0 to 15
                TSTATE.P[n]<PL-1:0> = P[n, PL];
            TSTATE.FFR<PL-1:0> = FFR[PL];
        else
            for n = 0 to 31
                TSTATE.Z[n]<127:0> = V[n, 128];
            TSTATE.FPCR = FPCR;
            TSTATE.FPSR = FPSR;

    if IsFeatureImplemented(FEAT_GCS) then
        case PSTATE.EL of
            when EL0 TSTATE.GCSPR_ELx = GCSPR_EL0;
            when EL1 TSTATE.GCSPR_ELx = GCSPR_EL1;
            when EL2 TSTATE.GCSPR_ELx = GCSPR_EL2;
            when EL3 TSTATE.GCSPR_ELx = GCSPR_EL3;

    return;
```

Library pseudocode for aarch64/functions/tme/TransactionStartTrap

```
// TransactionStartTrap()
// =====
// Traps the execution of TSTART instruction.

TransactionStartTrap(integer dreg)
    bits(2) targetEL;
    constant bits(64) preferred_exception_return = ThisInstrAddr(64);
    vect_offset = 0x0;

    except = ExceptionSyndrome(Exception TSTARTAccessTrap);
    except.syndrome.iss<9:5> = dreg<4:0>;

    if UInt(PSTATE.EL) > UInt(EL1) then
        targetEL = PSTATE.EL;
    elsif EL2Enabled() && HCR_EL2.TGE == '1' then
        targetEL = EL2;
    else
        targetEL = EL1;
    AArch64.TakeException(targetEL, except, preferred_exception_return, vect_offset);
```

Library pseudocode for aarch64/functions/vbitop/VBitOp

```
// VBitOp
// =====
// Vector bit select instruction types.

enumeration VBitOp    {VBitOp_VBIF, VBitOp_VBIT, VBitOp_VBSL, VBitOp_VEOR};
```

Library pseudocode for aarch64/translation/attrs/AArch64.MAIRAttr

```
// AArch64.MAIRAttr()
// =====
// Retrieve the memory attribute encoding indexed in the given MAIR

bits(8) AArch64.MAIRAttr(integer index, MAIRType mair2, MAIRType mair)
    assert (index < 8 || (IsFeatureImplemented(FEAT_AIE) && (index < 16)));
    if (index > 7) then
        return Elem[mair2, index-8, 8]; // Read from LSB at MAIR2
    else
        return Elem[mair, index, 8];
```

Library pseudocode for aarch64/translation/debug/AArch64.CheckBreakpoint

```
// AArch64.CheckBreakpoint()
// =====
// Called before executing the instruction of length "size" bytes at "vaddress" in an AArch64
// translation regime, when either debug exceptions are enabled, or halting debug is enabled
// and halting is allowed.

FaultRecord AArch64.CheckBreakpoint(FaultRecord fault_in, bits(64) vaddress,
                                     AccessDescriptor accdesc, integer size)

    assert !ELUsingAArch32(S1TranslationRegime());
    assert (UsingAArch32() && size IN {2,4}) || size == 4;

    FaultRecord fault = fault_in;
    boolean match = FALSE;
    boolean addr_match_bp = FALSE;           // Default assumption that all address match breakpoints
                                           // are inactive or disabled.
    boolean addr_mismatch_bp = FALSE;       // Default assumption that all address mismatch
                                           // breakpoints are inactive or disabled.
    boolean addr_match = FALSE;
    boolean addr_mismatch = TRUE;           // Default assumption that the given virtual address is
                                           // outside the range of all address mismatch breakpoints
    boolean ctxt_match = FALSE;

    for i = 0 to NumBreakpointsImplemented() - 1
        constant BreakpointInfo brkptinfo = AArch64.BreakpointMatch(i, vaddress, accdesc, size);
        if brkptinfo.bptype == BreakpointType AddrMatch then
            addr_match_bp = TRUE;
            addr_match = addr_match || brkptinfo.match;
        elseif brkptinfo.bptype == BreakpointType AddrMismatch then
            addr_mismatch_bp = TRUE;
            addr_mismatch = addr_mismatch && !brkptinfo.match;
        elseif brkptinfo.bptype == BreakpointType CtxtMatch then
            ctxt_match = ctxt_match || brkptinfo.match;
    if addr_match_bp && addr_mismatch_bp then
        match = addr_match && addr_mismatch;
    else
        match = (addr_match_bp && addr_match) || (addr_mismatch_bp && addr_mismatch);

    match = match || ctxt_match;

    if match then
        fault.statuscode = Fault Debug;
        fault.vaddress = vaddress;
        if HaltOnBreakpointOrWatchpoint() then
            reason = DebugHalt Breakpoint;
            Halt(reason);

    return fault;
```


Library pseudocode for aarch64/translation/debug/AArch64.CheckDebug

```
// AArch64.CheckDebug()
// =====
// Called on each access to check for a debug exception or entry to Debug state.

FaultRecord AArch64.CheckDebug(bits(64) vaddress, AccessDescriptor accdesc, integer size)

    FaultRecord fault = NoFault(accdesc, vaddress);
    boolean generate_exception;

    constant boolean d_side = (IsDataAccess(accdesc.acctype) || accdesc.acctype == AccessType\_DC);
    constant boolean i_side = (accdesc.acctype == AccessType\_IFETCH);
    if accdesc.acctype == AccessType\_NV2 then
        mask = '0';
        ss = CurrentSecurityState();
        generate_exception = (AArch64.GenerateDebugExceptionsFrom(EL2, ss, mask) &&
                               MDSCR_EL1.MDE == '1');
    else
        generate_exception = AArch64.GenerateDebugExceptions() && MDSCR_EL1.MDE == '1';
    halt = HaltOnBreakpointOrWatchpoint();

    if generate_exception || halt then
        if d_side then
            fault = AArch64.CheckWatchpoint(fault, vaddress, accdesc, size);
        elsif i_side then
            fault = AArch64.CheckBreakpoint(fault, vaddress, accdesc, size);

    return fault;
```



```

// AArch64.CheckWatchpoint()
// =====
// Called before accessing the memory location of "size" bytes at "address",
// when either debug exceptions are enabled for the access, or halting debug
// is enabled and halting is allowed.

FaultRecord AArch64.CheckWatchpoint(FaultRecord fault_in, bits(64) vaddress_in,
                                     AccessDescriptor accdesc, integer size_in)
    assert !ELUsingAArch32(S1TranslationRegime());
    FaultRecord fault      = fault_in;
    FaultRecord fault_match = fault_in;
    FaultRecord fault_mismatch = fault_in;
    bits(64) vaddress      = vaddress_in;
    integer size           = size_in;
    boolean rounded_match   = FALSE;
    constant bits(64) original_vaddress = vaddress;
    constant integer original_size = size;
    boolean addr_match_wp   = FALSE; // Default assumption that all address match watchpoints
                                   // are inactive or disabled.
    boolean addr_mismatch_wp = FALSE; // Default assumption that all address mismatch
                                   // watchpoints are inactive or disabled.
    boolean addr_match       = FALSE;
    boolean addr_mismatch    = TRUE; // Default assumption that the given virtual address is
                                   // outside the range of all address mismatch watchpoints

    if accdesc.acctype == AccessType\_DC then
        if accdesc.cacheop != CacheOp\_Invalidate then
            return fault;
    elseif !IsDataAccess(accdesc.acctype) then
        return fault;

    // For memory accesses of below type
    // - Contiguous SVE access
    // - SME access
    // - SIMD&FP access when the PE is in Streaming SVE mode
    // each call to this function is such that:
    // - the lowest accessed address is rounded down to the nearest multiple of 16 bytes
    // - the highest accessed address is rounded up to the nearest multiple of 16 bytes
    // Since the WPF field is set if the implementation does rounding, regardless of true or
    // false match, it would be acceptable to return TRUE for either/both of the first and last
    // access.
    if IsRelaxedWatchpointAccess(accdesc) then
        integer upper_vaddress = UInt(original_vaddress) + original_size;
        if ConstrainUnpredictableBool(Unpredictable\_16BYTEROUNDEDDOWNACCESS) then
            vaddress = Align(vaddress, 16);
            rounded_match = TRUE;
        if ConstrainUnpredictableBool(Unpredictable\_16BYTEROUNDEDUPACCESS) then
            upper_vaddress = Align((upper_vaddress)+(16)-1, 16);
            rounded_match = TRUE;
        size = upper_vaddress - UInt(vaddress);

    for i = 0 to NumWatchpointsImplemented() - 1
        constant WatchpointInfo watchptinfo = AArch64.WatchpointMatch(i, vaddress, size, accdesc);
        if watchptinfo.wptype == WatchpointType\_AddrMatch then
            addr_match_wp = TRUE;
            addr_match = addr_match || watchptinfo.value_match;
            if watchptinfo.value_match then
                fault_match.statuscode = Fault\_Debug;
                if DBGWCR_EL1[i].LSC<0> == '1' && accdesc.read then
                    fault_match.write = FALSE;
                elseif DBGWCR_EL1[i].LSC<1> == '1' && accdesc.write then
                    fault_match.write = TRUE;
                fault_match.watchptinfo = watchptinfo;
            elseif watchptinfo.wptype == WatchpointType\_AddrMismatch then
                addr_mismatch_wp = TRUE;
                addr_mismatch = addr_mismatch && !watchptinfo.value_match;
                if !watchptinfo.value_match then
                    fault_mismatch.statuscode = Fault\_Debug;
                    if DBGWCR_EL1[i].LSC<0> == '1' && accdesc.read then
                        fault_mismatch.write = FALSE;

```

```

        elsif DBGWCR_EL1[i].LSC<1> == '1' && accdesc.write then
            fault_mismatch.write = TRUE;
            fault_mismatch.watchptinfo = watchptinfo;
        if ((addr_match_wp && addr_mismatch_wp && addr_match && addr_mismatch) ||
            (addr_match_wp && !addr_mismatch_wp && addr_match)) then
            fault = fault_match;
        elsif !addr_match_wp && addr_mismatch_wp && addr_mismatch then
            fault = fault_mismatch;
        fault.vaddress = vaddress;
        fault.watchptinfo.maybe_false_match = rounded_match;
        if (fault.statuscode == Fault\_Debug && HaltOnBreakpointOrWatchpoint() &&
            !accdesc.nonfault && !(accdesc.firstfault && !accdesc.first)) then
            reason = DebugHalt\_Watchpoint;
            EDWAR = fault.vaddress;
            is_async = FALSE;
            Halt(reason, is_async, fault);
        return fault;

```



```

// AppendToHDBSS()
// =====
// Appends an entry to the HDBSS when the dirty state of a stage 2 descriptor is updated
// from writable-clean to writable-dirty by hardware.

FaultRecord AppendToHDBSS(FaultRecord fault_in, FullAddress ipa_in, AccessDescriptor accdesc,
                          S2TTWParams walkparams, integer level)
{
    assert CanAppendToHDBSS();

    FaultRecord fault = fault_in;
    FullAddress ipa = ipa_in;
    constant integer hdbss_size = UInt(HDBSSBR_EL2.SZ);

    AddressDescriptor hdbss_addrdesc;

    bits(56) baddr = HDBSSBR_EL2.BADDR : Zeros(12);
    baddr<11 + hdbss_size : 12> = Zeros(hdbss_size);

    hdbss_addrdesc.paddress.address = baddr + (8 * UInt(HDBSSPROD_EL2.INDEX));
    constant bit nse2 = '0'; // NSE2 has the Effective value of 0 within a PE.
    hdbss_addrdesc.paddress.paspace = DecodePASpace(nse2, EffectiveSCR_EL3_NSE(),
                                                    EffectiveSCR_EL3_NS());

    // Accesses to the HDBSS use the same memory attributes as used for stage 2 translation walks.
    hdbss_addrdesc.memattrs = WalkMemAttrs(walkparams.sh, walkparams.irgn, walkparams.orgn);
    constant AccessDescriptor hdbss_access = CreateAccDescHDBSS(accdesc);
    hdbss_addrdesc.mecid = AArch64.S2TTWalkMECID(walkparams.emec, accdesc.ss);

    if IsFeatureImplemented(FEAT_RME) then
        fault.gpcf = GranuleProtectionCheck(hdbss_addrdesc, hdbss_access);

    if fault.gpcf.gpf != GPCF_None then
        if (boolean IMPLEMENTATION_DEFINED
            "GPC fault on HDBSS write reported in HDBSSPROD_EL2") then
            HDBSSPROD_EL2.FSC = '101000';
        else
            fault.statuscode = Fault_GPCFOnWalk;
            fault.paddress = hdbss_addrdesc.paddress;
            fault.level = level;
            fault.gpcfs2walk = TRUE;
            fault.hdbssf = TRUE;

            return fault;

    // The reported IPA must be aligned to the size of the translation.
    constant AddressSize lsb = TranslationSize(walkparams.dl28, walkparams.tgx, level);
    ipa.address = ipa.address<55:lsb> : Zeros(lsb);
    bits(64) hdbss_entry = CreateHDBSSEntry(ipa, hdbss_access.ss, level);

    if walkparams.ee == '1' then
        hdbss_entry = BigEndianReverse(hdbss_entry);

    constant PhysMemRetStatus memstatus = PhysMemWrite(hdbss_addrdesc, 8, hdbss_access,
                                                       hdbss_entry);

    if IsFault(memstatus) then
        if (boolean IMPLEMENTATION_DEFINED
            "External Abort on HDBSS write reported in HDBSSPROD_EL2") then
            HDBSSPROD_EL2.FSC = '010000';
        else
            constant boolean iswrite = TRUE;
            fault = HandleExternalTTWAbort(memstatus, iswrite, hdbss_addrdesc,
                                           hdbss_access, 8, fault);

            fault.level = level;
            fault.hdbssf = TRUE;
        else
            HDBSSPROD_EL2.INDEX = HDBSSPROD_EL2.INDEX + 1;

    return fault;
}

```

Library pseudocode for aarch64/translation/hdbss/CanAppendToHDBSS

```
// CanAppendToHDBSS()
// =====
// Return TRUE if HDBSS can be appended.

boolean CanAppendToHDBSS()
    if !IsFeatureImplemented(FEAT_HDBSS) then
        return FALSE;
    assert EL2Enabled();
    // The PE cannot append entries to the HDBSS if HDBSSPROD_EL2.FSC is
    // any other value than 0b000000, or HDBSS buffer is full.

    if ((UInt(HDBSSPROD_EL2.INDEX) >= ((2 ^ (UInt(HDBSSBR_EL2.SZ) + 12)) DIV 8)) ||
        (HDBSSPROD_EL2.FSC != '000000')) then
        return FALSE;
    else
        return TRUE;
```

Library pseudocode for aarch64/translation/hdbss/CreateHDBSSEntry

```
// CreateHDBSSEntry()
// =====
// Returns a HDBSS entry.

bits(64) CreateHDBSSEntry(FullAddress ipa, SecurityState ss, integer level)
    constant bit ns_ipa = if ss == SS\_Secure && ipa.paspace == PAS\_NonSecure then '1' else '0';
    return ZeroExtend(ipa.address<55:12> : ns_ipa : Zeros(7) : level<2:0> : '1', 64);
```

Library pseudocode for aarch64/translation/vmsa_addrcalc/AArch64.IASize

```
// AArch64.IASize()
// =====
// Retrieve the number of bits containing the input address

AddressSize AArch64.IASize(bits(6) txsz)
    return 64 - UInt(txsz);
```

Library pseudocode for aarch64/translation/vmsa_addrcalc/AArch64.NextTableBase

```
// AArch64.NextTableBase()
// =====
// Extract the address embedded in a table descriptor pointing to the base of
// the next level table of descriptors

bits(56) AArch64.NextTableBase(bits(N) descriptor, bit d128, bits(2) skl, bit ds, TGx tgx)
    bits(56) tablebase = Zeros(56);
    constant AddressSize granulebits = TGxGranuleBits(tgx);
    integer tablesize;

    if d128 == '1' then
        constant integer descsize2 = 4;
        constant integer stride = granulebits - descsize2;
        tablesize = stride*(1 + UInt(skl)) + descsize2;
    else
        tablesize = granulebits;

    case tgx of
        when TGx\_4KB tablebase<47:12> = descriptor<47:12>;
        when TGx\_16KB tablebase<47:14> = descriptor<47:14>;
        when TGx\_64KB tablebase<47:16> = descriptor<47:16>;

    tablebase = Align(tablebase, 2^tablesize);

    if d128 == '1' then
        tablebase<55:48> = descriptor<55:48>;
    elsif tgx == TGx\_64KB && (AArch64.PAMax() >= 52 ||
        boolean IMPLEMENTATION_DEFINED "descriptor[15:12] for 64KB granule are OA[51:48]") then
        tablebase<51:48> = descriptor<15:12>;
    elsif ds == '1' then
        tablebase<51:48> = descriptor<9:8>:descriptor<49:48>;

    return tablebase;
```

Library pseudocode for aarch64/translation/vmsa_addrcalc/AArch64.PhysicalAddressSize

```
// AArch64.PhysicalAddressSize()
// =====
// Retrieve the number of bits bounding the physical address

AddressSize AArch64.PhysicalAddressSize(bit d128, bit ds, bits(3) encoded_ps, TGx tgx)
    integer ps;
    integer max_ps;

    case encoded_ps of
        when '000' ps = 32;
        when '001' ps = 36;
        when '010' ps = 40;
        when '011' ps = 42;
        when '100' ps = 44;
        when '101' ps = 48;
        when '110' ps = 52;
        when '111' ps = 56;

    if d128 == '1' then
        max_ps = AArch64.PAMax();
    elsif IsFeatureImplemented(FEAT_LPA) && (tgx == TGx\_64KB || ds == '1') then
        max_ps = Min(52, AArch64.PAMax());
    else
        max_ps = Min(48, AArch64.PAMax());

    return Min(ps, max_ps);
```


Library pseudocode for aarch64/translation/vmsa_addrcalc/AArch64.S1LeafBase

```
// AArch64.S1LeafBase()
// =====
// Extract the address embedded in a block and page descriptor pointing to the
// base of a memory block

bits(56) AArch64.S1LeafBase(bits(N) descriptor, S1TTWParams walkparams, integer level)
    bits(56) leafbase = Zeros(56);

    granulebits = TGxGranuleBits(walkparams.tgx);
    descsize2 = if walkparams.d128 == '1' then 4 else 3;
    constant integer stride = granulebits - descsize2;
    constant integer leafsize = granulebits + stride * (FINAL\_LEVEL - level);

    leafbase<47:0> = Align(descriptor<47:0>, 2^leafsize);

    if walkparams.d128 == '1' then
        leafbase<55:48> = descriptor<55:48>;
    elseif walkparams.tgx == TGx\_64KB && (AArch64.PAMax() >= 52 ||
        boolean IMPLEMENTATION_DEFINED "descriptor[15:12] for 64KB granule are OA[51:48]") then
        leafbase<51:48> = descriptor<15:12>;
    elseif walkparams.ds == '1' then
        leafbase<51:48> = descriptor<9:8,49:48>;

    return leafbase;
```

Library pseudocode for aarch64/translation/vmsa_addrcalc/AArch64.S1SLTTEnterAddress

```
// AArch64.S1SLTTEnterAddress()
// =====
// Compute the first stage 1 translation table descriptor address within the
// table pointed to by the base at the start level

FullAddress AArch64.S1SLTTEnterAddress(integer level, S1TTWParams walkparams,
    bits(64) ia, FullAddress tablebase)

    // Input Address size
    iasize = AArch64.IASize(walkparams.txsz);
    granulebits = TGxGranuleBits(walkparams.tgx);
    constant integer descsize2 = if walkparams.d128 == '1' then 4 else 3;
    stride = granulebits - descsize2;
    levels = FINAL\_LEVEL - level;

    bits(56) index;
    constant AddressSize lsb = levels*stride + granulebits;
    constant AddressSize msb = iasize - 1;
    index = ZeroExtend(ia<msb:lsb>:Zeros(descsize2), 56);

    FullAddress descaddress;
    descaddress.address = tablebase.address OR index;
    descaddress.paspace = tablebase.paspace;

    return descaddress;
```

Library pseudocode for aarch64/translation/vmsa_addrcalc/AArch64.S1StartLevel

```
// AArch64.S1StartLevel()
// =====
// Compute the initial lookup level when performing a stage 1 translation
// table walk

integer AArch64.S1StartLevel(S1TTWParams walkparams)
    // Input Address size
    iasize      = AArch64.IASize(walkparams.txsz);
    granulebits = TGxGranuleBits(walkparams.tgx);
    constant integer descsize2 = if walkparams.d128 == '1' then 4 else 3;
    constant integer stride = granulebits - descsize2;
    integer slstartlevel = FINAL\_LEVEL - (((iasize-1) - granulebits) DIV stride);
    if walkparams.d128 == '1' then
        slstartlevel = slstartlevel + UInt(walkparams.skl);
    return slstartlevel;
```

Library pseudocode for aarch64/translation/vmsa_addrcalc/AArch64.S1TTBaseAddress

```
// AArch64.S1TTBaseAddress()
// =====
// Retrieve the PA/IPA pointing to the base of the initial translation table of stage 1

bits(56) AArch64.S1TTBaseAddress(S1TTWParams walkparams, Regime regime, bits(N) ttbr)
    bits(56) tablebase = Zeros(56);

    // Input Address size
    iasize      = AArch64.IASize(walkparams.txsz);
    granulebits = TGxGranuleBits(walkparams.tgx);
    descsize2 = if walkparams.d128 == '1' then 4 else 3;
    stride      = granulebits - descsize2;
    startlevel  = AArch64.S1StartLevel(walkparams);
    levels      = FINAL\_LEVEL - startlevel;

    // Base address is aligned to size of the initial translation table in bytes
    tsize = (iasize - (levels*stride + granulebits)) + descsize2;

    if walkparams.d128 == '1' then
        tsize = Max(tsize, 5);
        if regime == Regime\_EL3 then
            tablebase<55:5> = ttbr<55:5>;
        else
            tablebase<55:5> = ttbr<87:80>:ttbr<47:5>;
    elsif walkparams.ds == '1' || (walkparams.tgx == TGx\_64KB && walkparams.ps == '110' &&
        (IsFeatureImplemented(FEAT_LPA) ||
        boolean IMPLEMENTATION_DEFINED "BADDR expresses 52 bits for 64KB granule")) then
        tsize = Max(tsize, 6);
        tablebase<51:6> = ttbr<5:2>:ttbr<47:6>;
    else
        tablebase<47:1> = ttbr<47:1>;
    tablebase = Align(tablebase, 2^tsize);
    return tablebase;
```

Library pseudocode for aarch64/translation/vmsa_addrcalc/AArch64.S1TTEntryAddress

```
// AArch64.S1TTEntryAddress()
// =====
// Compute translation table descriptor address within the table pointed to by
// the table base

FullAddress AArch64.S1TTEntryAddress(integer level, S1TTWParams walkparams, bits(2) skl,
                                      bits(64) ia, FullAddress tablebase, bits(N) descriptor)

    // Input Address size
    iasize      = AArch64.IASize(walkparams.txsz);
    granulebits = TGxGranuleBits(walkparams.tgx);
    constant descsizelog2 = if walkparams.d128 == '1' then 4 else 3;
    stride      = granulebits - descsizelog2;
    levels      = FINAL\_LEVEL - level;

    bits(56) index;

    constant AddressSize lsb = levels*stride + granulebits;
    constant integer nstride = if walkparams.d128 == '1' then UInt(skl) + 1 else 1;
    constant AddressSize msb = (lsb + (stride * nstride)) - 1;
    index = ZeroExtend(ia<msb:lsb>:Zeros(descsizelog2), 56);

    FullAddress descaddress;
    descaddress.address = tablebase.address OR index;
    descaddress.paspace = tablebase.paspace;

    return descaddress;
```

Library pseudocode for aarch64/translation/vmsa_addrcalc/AArch64.S2LeafBase

```
// AArch64.S2LeafBase()
// =====
// Extract the address embedded in a block and page descriptor pointing to the
// base of a memory block

bits(56) AArch64.S2LeafBase(bits(N) descriptor, S2TTWParams walkparams, integer level)
    bits(56) leafbase = Zeros(56);

    granulebits = TGxGranuleBits(walkparams.tgx);
    descsizelog2 = if walkparams.d128 == '1' then 4 else 3;
    constant integer stride = granulebits - descsizelog2;
    constant integer leafsize = granulebits + stride * (FINAL\_LEVEL - level);

    leafbase<47:0> = Align(descriptor<47:0>, 2^leafsize);

    if walkparams.d128 == '1' then
        leafbase<55:48> = descriptor<55:48>;
    elsif walkparams.tgx == TGx\_64KB && (AArch64.PAMax() >= 52 ||
        (boolean IMPLEMENTATION_DEFINED
         "descriptor[15:12] for 64KB granule are 0A[51:48]")) then
        leafbase<51:48> = descriptor<15:12>;
    elsif walkparams.ds == '1' then
        leafbase<51:48> = descriptor<9:8>:descriptor<49:48>;

    return leafbase;
```

Library pseudocode for aarch64/translation/vmsa_addrcalc/AArch64.S2SLTTEntryAddress

```
// AArch64.S2SLTTEntryAddress()
// =====
// Compute the first stage 2 translation table descriptor address within the
// table pointed to by the base at the start level

FullAddress AArch64.S2SLTTEntryAddress(S2TTWParams walkparams, bits(56) ipa,
FullAddress tablebase)

    startlevel    = AArch64.S2StartLevel(walkparams);
    iasize        = AArch64.IASize(walkparams.txsz);
    granulebits   = TGxGranuleBits(walkparams.tgx);
    constant descsizelog2 = if walkparams.d128 == '1' then 4 else 3;
    stride        = granulebits - descsizelog2;
    levels        = FINAL\_LEVEL - startlevel;

    bits(56) index;
    constant AddressSize lsb = levels*stride + granulebits;
    constant AddressSize msb = iasize - 1;
    index = ZeroExtend(ipa<msb:lsb>:Zeros(descsizelog2), 56);

    FullAddress descaddress;
    descaddress.address = tablebase.address OR index;
    descaddress.paspace = tablebase.paspace;

    return descaddress;
```

Library pseudocode for aarch64/translation/vmsa_addrcalc/AArch64.S2StartLevel

```
// AArch64.S2StartLevel()
// =====
// Determine the initial lookup level when performing a stage 2 translation
// table walk

integer AArch64.S2StartLevel(S2TTWParams walkparams)
    if walkparams.d128 == '1' then
        iasize        = AArch64.IASize(walkparams.txsz);
        granulebits   = TGxGranuleBits(walkparams.tgx);
        descsizelog2 = 4;
        constant integer stride = granulebits - descsizelog2;
        integer s2startlevel = FINAL\_LEVEL - (((iasize-1) - granulebits) DIV stride);
        s2startlevel = s2startlevel + UInt(walkparams.skl);

        return s2startlevel;

    case walkparams.tgx of
        when TGx\_4KB
            case walkparams.sl2:walkparams.sl0 of
                when '000' return 2;
                when '001' return 1;
                when '010' return 0;
                when '011' return 3;
                when '100' return -1;
        when TGx\_16KB
            case walkparams.sl0 of
                when '00' return 3;
                when '01' return 2;
                when '10' return 1;
                when '11' return 0;
        when TGx\_64KB
            case walkparams.sl0 of
                when '00' return 3;
                when '01' return 2;
                when '10' return 1;
```

Library pseudocode for aarch64/translation/vmsa_addrcalc/AArch64.S2TTBaseAddress

```
// AArch64.S2TTBaseAddress()
// =====
// Retrieve the PA/IPA pointing to the base of the initial translation table of stage 2

bits(56) AArch64.S2TTBaseAddress(S2TTWParams walkparams, PAspace paspace, bits(N) ttbr)
    bits(56) tablebase = Zeros(56);

    // Input Address size
    iasize      = AArch64.IASize(walkparams.txsz);
    granulebits = TGxGranuleBits(walkparams.tgx);
    descsizeLog2 = if walkparams.d128 == '1' then 4 else 3;
    stride      = granulebits - descsizeLog2;
    startlevel  = AArch64.S2StartLevel(walkparams);
    levels      = FINAL_LEVEL - startlevel;

    // Base address is aligned to size of the initial translation table in bytes
    tsize = (iasize - (levels*stride + granulebits)) + descsizeLog2;

    if walkparams.d128 == '1' then
        tsize = Max(tsize, 5);
        if paspace == PAS_Secure then
            tablebase<55:5> = ttbr<55:5>;
        else
            tablebase<55:5> = ttbr<87:80>:ttbr<47:5>;
    elsif walkparams.ds == '1' || (walkparams.tgx == TGx_64KB && walkparams.ps == '110' &&
        (IsFeatureImplemented(FEAT_LPA) ||
        boolean IMPLEMENTATION_DEFINED "BADDR expresses 52 bits for 64KB granule")) then
        tsize = Max(tsize, 6);
        tablebase<51:6> = ttbr<5:2>:ttbr<47:6>;
    else
        tablebase<47:1> = ttbr<47:1>;
    tablebase = Align(tablebase, 2^tsize);
    return tablebase;
```

Library pseudocode for aarch64/translation/vmsa_addrcalc/AArch64.S2TTEntryAddress

```
// AArch64.S2TTEntryAddress()
// =====
// Compute translation table descriptor address within the table pointed to by
// the table base

FullAddress AArch64.S2TTEntryAddress(integer level, S2TTWParams walkparams, bits(2) skl,
    bits(56) ipa, FullAddress tablebase)
    ipasize      = AArch64.IASize(walkparams.txsz);
    granulebits = TGxGranuleBits(walkparams.tgx);
    constant descsizeLog2 = if walkparams.d128 == '1' then 4 else 3;
    stride      = granulebits - descsizeLog2;
    levels      = FINAL_LEVEL - level;

    bits(56) index;

    constant AddressSize lsb = levels*stride + granulebits;
    constant integer nstride = if walkparams.d128 == '1' then UInt(skl) + 1 else 1;
    constant AddressSize msb = (lsb + (stride * nstride)) - 1;
    index = ZeroExtend(ipa<msb:lsb>:Zeros(descsizeLog2), 56);

    FullAddress descaddress;
    descaddress.address = tablebase.address OR index;
    descaddress.paspace = tablebase.paspace;

    return descaddress;
```

Library pseudocode for aarch64/translation/vmsa_faults/AArch64.AddrTop

```
// AArch64.AddrTop()
// =====
// Get the top bit position of the virtual address.
// Bits above are not accounted as part of the translation process.

AddressSize AArch64.AddrTop(bit tbid, AccessType acctype, bit tbi)
    if tbid == '1' && acctype == AccessType\_IFETCH then
        return 63;

    if tbi == '1' then
        return 55;
    else
        return 63;
```

Library pseudocode for aarch64/translation/vmsa_faults/AArch64.ContiguousBitFaults

```
// AArch64.ContiguousBitFaults()
// =====
// If contiguous bit is set, returns whether the translation size exceeds the
// input address size and if the implementation generates a fault

boolean AArch64.ContiguousBitFaults(bit d128, bits(6) txsz, TGx tgx, integer level)
    // Input Address size
    iasize = AArch64.IASize(txsz);
    // Translation size
    tsize = TranslationSize(d128, tgx, level) + ContiguousSize(d128, tgx, level);

    return (tsize > iasize &&
        boolean IMPLEMENTATION_DEFINED "Translation fault on misprogrammed contiguous bit");
```

Library pseudocode for aarch64/translation/vmsa_faults/AArch64.IPAIsOutOfRange

```
// AArch64.IPAIsOutOfRange()
// =====
// Check bits not resolved by translation are ZERO

boolean AArch64.IPAIsOutOfRange(bits(56) ipa, S2TTWParams walkparams)
    //Input Address size
    constant integer iasize = AArch64.IASize(walkparams.txsz);

    if iasize < 56 then
        return !IsZero(ipa<55:iasize>);
    else
        return FALSE;
```

Library pseudocode for aarch64/translation/vmsa_faults/AArch64.OAOutOfRange

```
// AArch64.OAOutOfRange()
// =====
// Returns whether output address is expressed in the configured size number of bits

boolean AArch64.OAOutOfRange(bits(56) address, bit d128, bit ds, bits(3) ps, TGx tgx)
    // Output Address size
    constant integer oasize = AArch64.PhysicalAddressSize(d128, ds, ps, tgx);

    if oasize < 56 then
        return !IsZero(address<55:oasize>);
    else
        return FALSE;
```



```

// AArch64.S1CheckPermissions()
// =====
// Checks whether stage 1 access violates permissions of target memory
// and returns a fault record

FaultRecord AArch64.S1CheckPermissions(FaultRecord fault_in, bits(64) va, integer size,
                                         Regime regime, TTWState walkstate, S1TTWParams walkparams,
                                         AccessDescriptor accdesc)

FaultRecord fault = fault_in;
constant Permissions permissions = walkstate.permissions;
constant S1AccessControls slperms = AArch64.S1ComputePermissions(regime, walkstate,
                                                                walkparams, accdesc);

if accdesc.acctype == AccessType\_IFETCH then
    // Flag the access is from a guarded page
    SetInGuardedPage(walkstate.guardedpage == '1' && slperms.x == '1');

    if slperms.overlay && slperms.ox == '0' then
        fault.statuscode = Fault\_Permission;
        fault.overlay     = TRUE;
    elsif (walkstate.memattrs.memtype == MemType\_Device &&
           ConstrainUnpredictable(Unpredictable\_INSTRDEVICE) == Constraint\_FAULT) then
        fault.statuscode = Fault\_Permission;
    elsif slperms.x == '0' then
        fault.statuscode = Fault\_Permission;
    elsif accdesc.acctype == AccessType\_DC then
        if accdesc.cacheop == CacheOp\_Invalidate then
            if slperms.overlay && slperms.ow == '0' then
                fault.statuscode = Fault\_Permission;
                fault.overlay     = TRUE;
            elsif slperms.w == '0' then
                fault.statuscode = Fault\_Permission;
            // DC from privileged context which clean cannot generate a Permission fault
        elsif accdesc.el == EL0 then
            if slperms.overlay && slperms.or == '0' then
                fault.statuscode = Fault\_Permission;
                fault.overlay     = TRUE;
            elsif (walkparams.cmow == '1' &&
                   accdesc.cacheop == CacheOp\_CleanInvalidate &&
                   slperms.overlay && slperms.ow == '0') then
                fault.statuscode = Fault\_Permission;
                fault.overlay     = TRUE;
            elsif slperms.r == '0' then
                fault.statuscode = Fault\_Permission;
            elsif (walkparams.cmow == '1' &&
                   accdesc.cacheop == CacheOp\_CleanInvalidate &&
                   slperms.w == '0') then
                fault.statuscode = Fault\_Permission;
        elsif accdesc.acctype == AccessType\_IC then
            // IC from privileged context cannot generate Permission fault
            if accdesc.el == EL0 then
                if (slperms.overlay && slperms.or == '0' &&
                   boolean IMPLEMENTATION_DEFINED "Permission fault on EL0 IC_IVAU execution") then
                    fault.statuscode = Fault\_Permission;
                    fault.overlay     = TRUE;
                elsif walkparams.cmow == '1' && slperms.overlay && slperms.ow == '0' then
                    fault.statuscode = Fault\_Permission;
                    fault.overlay     = TRUE;
                elsif (slperms.r == '0' &&
                   boolean IMPLEMENTATION_DEFINED "Permission fault on EL0 IC_IVAU execution") then
                    fault.statuscode = Fault\_Permission;
                elsif walkparams.cmow == '1' && slperms.w == '0' then
                    fault.statuscode = Fault\_Permission;
            elsif IsFeatureImplemented(FEAT_GCS) && accdesc.acctype == AccessType\_GCS then
                if slperms.gcs == '0' then
                    fault.statuscode = Fault\_Permission;
                elsif accdesc.write && walkparams.<ha,hd> != '11' && permissions.ndirty == '1' then
                    fault.statuscode = Fault\_Permission;
                    fault.dirtybit    = TRUE;
                    fault.write       = TRUE;

```



```

elseif accdesc.read && slperms.overlay && slperms.or == '0' then
    fault.statuscode = Fault\_Permission;
    fault.overlay    = TRUE;
    fault.write      = FALSE;
elseif accdesc.write && slperms.overlay && slperms.ow == '0' then
    fault.statuscode = Fault\_Permission;
    fault.overlay    = TRUE;
    fault.write      = TRUE;
elseif accdesc.read && slperms.r == '0' then
    fault.statuscode = Fault\_Permission;
    fault.write      = FALSE;
elseif accdesc.write && slperms.w == '0' then
    fault.statuscode = Fault\_Permission;
    fault.write      = TRUE;
elseif (accdesc.write && accdesc.tagaccess &&
        walkstate.memattrs.tags == MemTag\_CanonicallyTagged) then
    fault.statuscode = Fault\_Permission;
    fault.write      = TRUE;
    fault.sltagnodata = TRUE;
elseif (accdesc.write && !(walkparams.<ha,hd> == '11') && walkparams.pie == '1' &&
        permissions.ndirty == '1') then
    fault.statuscode = Fault\_Permission;
    fault.dirtybit   = TRUE;
    fault.write      = TRUE;

return fault;

```

Library pseudocode for aarch64/translation/vmsa_faults/AArch64.S1ComputePermissions

```

// AArch64.S1ComputePermissions()
// =====
// Computes the overall stage 1 permissions

S1AccessControls AArch64.S1ComputePermissions(Regime regime, TTWState walkstate,
                                              S1TTWParams walkparams, AccessDescriptor accdesc)
    constant Permissions permissions = walkstate.permissions;
    S1AccessControls slperms;

    if walkparams.pie == '1' then
        slperms = AArch64.S1IndirectBasePermissions(regime, walkstate, walkparams, accdesc);
    else
        slperms = AArch64.S1DirectBasePermissions(regime, walkstate, walkparams, accdesc);

    if accdesc.el == EL0 && !AArch64.S1E0POEnabled(regime, walkparams.nv1) then
        slperms.overlay = FALSE;
    elseif accdesc.el != EL0 && !AArch64.S1POEnabled(regime) then
        slperms.overlay = FALSE;

    if slperms.overlay then
        sloverlay_perms = AArch64.S1OverlayPermissions(regime, walkstate, accdesc);
        slperms.or = sloverlay_perms.or;
        slperms.ow = sloverlay_perms.ow;
        slperms.ox = sloverlay_perms.ox;

    if slperms.overlay && slperms.wxn == '1' && slperms.ox == '1' then
        // WXN removes overlay write permission if overlay execute permission is not removed.
        slperms.ow = '0';
    elseif slperms.wxn == '1' then
        // In the absence of overlay permissions, if WXN is enabled and both W and X
        // permission are granted, the X permission is removed.
        slperms.x = '0';

    return slperms;

```



```

// AArch64.S1DirectBasePermissions()
// =====
// Computes the stage 1 direct base permissions

S1AccessControls AArch64.S1DirectBasePermissions(Regime regime, TTWState walkstate,
S1TTWParams walkparams, AccessDescriptor accdesc)

bit r, w, x;
bit pr, pw, px;
bit ur, uw, ux;
Permissions permissions = walkstate.permissions;
S1AccessControls slperms;
// Descriptors marked with DBM set have the effective value of AP[2] cleared.
// This implies no Permission faults caused by lack of write permissions are
// reported, and the Dirty bit can be set.
if permissions.dbm == '1' && walkparams.hd == '1' then
    permissions.ap<2> = '0';

if HasUnprivileged(regime) then
    // Apply leaf permissions
    case permissions.ap<2:1> of
        when '00' (pr,pw,ur,uw) = ('1','1','0','0'); // Privileged access
        when '01' (pr,pw,ur,uw) = ('1','1','1','1'); // No effect
        when '10' (pr,pw,ur,uw) = ('1','0','0','0'); // Read-only, privileged access
        when '11' (pr,pw,ur,uw) = ('1','0','1','0'); // Read-only

    // Apply hierarchical permissions
    case permissions.ap_table of
        when '00' (pr,pw,ur,uw) = ( pr, pw, ur, uw); // No effect
        when '01' (pr,pw,ur,uw) = ( pr, pw, '0','0'); // Privileged access
        when '10' (pr,pw,ur,uw) = ( pr, '0', ur, '0'); // Read-only
        when '11' (pr,pw,ur,uw) = ( pr, '0', '0','0'); // Read-only, privileged access

    // Locations writable by unprivileged cannot be executed by privileged
    px = NOT(permissions.pxn OR permissions.pxn_table OR uw);
    ux = NOT(permissions.uxn OR permissions.uxn_table);

    if (IsFeatureImplemented(FEAT_PAN) && accdesc.pan && !(regime == Regime\_EL10 &&
        walkparams.nv1 == '1')) then
        bit pan;
        if (boolean IMPLEMENTATION_DEFINED "SCR_EL3.SIF affects EPAN" &&
            accdesc.ss == SS\_Secure &&
            walkstate.baseaddress.paspace == PAS\_NonSecure &&
            walkparams.sif == '1') then
            ux = '0';

        if (boolean IMPLEMENTATION_DEFINED "Realm EL2&0 regime affects EPAN" &&
            accdesc.ss == SS\_Realm && regime == Regime\_EL20 &&
            walkstate.baseaddress.paspace != PAS\_Realm) then
            ux = '0';

        pan = PSTATE.PAN AND (ur OR uw OR (walkparams.epan AND ux));
        pr = pr AND NOT(pan);
        pw = pw AND NOT(pan);

    else
        // Apply leaf permissions
        case permissions.ap<2> of
            when '0' (pr,pw) = ('1','1'); // No effect
            when '1' (pr,pw) = ('1','0'); // Read-only

        // Apply hierarchical permissions
        case permissions.ap_table<1> of
            when '0' (pr,pw) = ( pr, pw); // No effect
            when '1' (pr,pw) = ( pr, '0'); // Read-only

        px = NOT(permissions.xn OR permissions.xn_table);

    (r,w,x) = if accdesc.el == ELO then (ur,uw,ux) else (pr,pw,px);

// Compute WXN value

```

```

wxn = walkparams.wxn AND w AND x;

// Prevent execution from Non-secure space by PE in secure state if SIF is set
if accdesc.ss == SS\_Secure && walkstate.baseaddress.paspace == PAS\_NonSecure then
    x = x AND NOT(walkparams.sif);
// Prevent execution from non-Root space by Root
if accdesc.ss == SS\_Root && walkstate.baseaddress.paspace != PAS\_Root then
    x = '0';
// Prevent execution from non-Realm space by Realm EL2 and Realm EL2&0
if (accdesc.ss == SS\_Realm && regime IN {Regime\_EL2, Regime\_EL20} &&
    walkstate.baseaddress.paspace != PAS\_Realm) then
    x = '0';

slperms.r    = r;
slperms.w    = w;
slperms.x    = x;
slperms.gcs  = '0';
slperms.wxn  = wxn;
slperms.overlay = TRUE;

return slperms;

```

Library pseudocode for aarch64/translation/vmsa_faults/AArch64.S1HasAlignmentFaultDueToMemType

```

// AArch64.S1HasAlignmentFaultDueToMemType()
// =====
// Returns whether stage 1 output fails alignment requirement on data accesses due to memory type

boolean AArch64.S1HasAlignmentFaultDueToMemType(Regime regime, AccessDescriptor accdesc,
    boolean aligned, bit ntlsmd,
    MemoryAttributes memattrs)

if accdesc.exclusive || accdesc.atomicop || accdesc.acqsc || accdesc.acqpc || accdesc.relsc then
    if (!aligned && !(IsWBShareable(memattrs) && AArch64.S1DCacheEnabled(regime)) &&
        ConstrainUnpredictableBool(Unpredictable\_LSE2\_ALIGNMENT\_FAULT)) then
        return TRUE;

if memattrs.memtype != MemType\_Device then
    return FALSE;
elseif ((accdesc.acctype == AccessType\_DCZero && accdesc.cachetype == CacheType\_Tag) ||
    accdesc.stzgm) then
    return ConstrainUnpredictable(Unpredictable\_DEVICETAGSTORE) == Constraint\_FAULT;
elseif accdesc.a32lsmd && ntlsmd == '0' then
    return memattrs.device != DeviceType\_GRE;
elseif accdesc.acctype == AccessType\_DCZero then
    return TRUE;
elseif !aligned then
    return !(boolean IMPLEMENTATION_DEFINED "Device location supports unaligned access");
else
    return FALSE;

```



```

// AArch64.S1IndirectBasePermissions()
// =====
// Computes the stage 1 indirect base permissions

S1AccessControls AArch64.S1IndirectBasePermissions(Regime regime, TTWState walkstate,
S1TTWParams walkparams,
AccessDescriptor accdesc)

bit r, w, x, gcs, wxn, overlay;
bit pr, pw, px, pgcs, pwxn, p_overlay;
bit ur, uw, ux, ugcs, uwxn, u_overlay;
constant Permissions permissions = walkstate.permissions;
S1AccessControls slperms;

// Apply privileged indirect permissions
case permissions.ppi of
    when '0000' (pr,pw,px,pgcs) = ('0','0','0','0'); // No access
    when '0001' (pr,pw,px,pgcs) = ('1','0','0','0'); // Privileged read
    when '0010' (pr,pw,px,pgcs) = ('0','0','1','0'); // Privileged execute
    when '0011' (pr,pw,px,pgcs) = ('1','0','1','0'); // Privileged read and execute
    when '0100' (pr,pw,px,pgcs) = ('0','0','0','0'); // Reserved
    when '0101' (pr,pw,px,pgcs) = ('1','1','0','0'); // Privileged read and write
    when '0110' (pr,pw,px,pgcs) = ('1','1','1','0'); // Privileged read, write and execute
    when '0111' (pr,pw,px,pgcs) = ('1','1','1','0'); // Privileged read, write and execute
    when '1000' (pr,pw,px,pgcs) = ('1','0','0','0'); // Privileged read
    when '1001' (pr,pw,px,pgcs) = ('1','0','0','1'); // Privileged read and gcs
    when '1010' (pr,pw,px,pgcs) = ('1','0','1','0'); // Privileged read and execute
    when '1011' (pr,pw,px,pgcs) = ('0','0','0','0'); // Reserved
    when '1100' (pr,pw,px,pgcs) = ('1','1','0','0'); // Privileged read and write
    when '1101' (pr,pw,px,pgcs) = ('0','0','0','0'); // Reserved
    when '1110' (pr,pw,px,pgcs) = ('1','1','1','0'); // Privileged read, write and execute
    when '1111' (pr,pw,px,pgcs) = ('0','0','0','0'); // Reserved

p_overlay = NOT(permissions.ppi<3>);
pwxn = if permissions.ppi == '0110' then '1' else '0';

if HasUnprivileged(regime) then
    // Apply unprivileged indirect permissions
    case permissions.upi of
        when '0000' (ur,uw,ux,ugcs) = ('0','0','0','0'); // No access
        when '0001' (ur,uw,ux,ugcs) = ('1','0','0','0'); // Unprivileged read
        when '0010' (ur,uw,ux,ugcs) = ('0','0','1','0'); // Unprivileged execute
        when '0011' (ur,uw,ux,ugcs) = ('1','0','1','0'); // Unprivileged read and execute
        when '0100' (ur,uw,ux,ugcs) = ('0','0','0','0'); // Reserved
        when '0101' (ur,uw,ux,ugcs) = ('1','1','0','0'); // Unprivileged read and write
        when '0110' (ur,uw,ux,ugcs) = ('1','1','1','0'); // Unprivileged read, write and execute
        when '0111' (ur,uw,ux,ugcs) = ('1','1','1','0'); // Unprivileged read, write and execute
        when '1000' (ur,uw,ux,ugcs) = ('1','0','0','0'); // Unprivileged read
        when '1001' (ur,uw,ux,ugcs) = ('1','0','0','1'); // Unprivileged read and gcs
        when '1010' (ur,uw,ux,ugcs) = ('1','0','1','0'); // Unprivileged read and execute
        when '1011' (ur,uw,ux,ugcs) = ('0','0','0','0'); // Reserved
        when '1100' (ur,uw,ux,ugcs) = ('1','1','0','0'); // Unprivileged read and write
        when '1101' (ur,uw,ux,ugcs) = ('0','0','0','0'); // Reserved
        when '1110' (ur,uw,ux,ugcs) = ('1','1','1','0'); // Unprivileged read,write and execute
        when '1111' (ur,uw,ux,ugcs) = ('0','0','0','0'); // Reserved

u_overlay = NOT(permissions.upi<3>);
uwxn = if permissions.upi == '0110' then '1' else '0';

// If the decoded permissions has either px or pgcs along with either uw or ugcs,
// then all effective Stage 1 Base Permissions are set to 0
if ((px == '1' || pgcs == '1') && (uw == '1' || ugcs == '1')) then
    (pr,pw,px,pgcs) = ('0','0','0','0');
    (ur,uw,ux,ugcs) = ('0','0','0','0');

if (IsFeatureImplemented(FEAT_PAN) && accdesc.pan && !(regime == Regime\_EL10 &&
    walkparams.nv1 == '1')) then
    if PSTATE.PAN == '1' && (permissions.upi != '0000') then
        (pr,pw) = ('0','0');

```

```

if accdesc.el == ELO then
    (r,w,x,gcs,wxn,overlay) = (ur,uw,ux,ugcs,uwxn,u_overlay);
else
    (r,w,x,gcs,wxn,overlay) = (pr,pw,px,pgcs,pwxn,p_overlay);

// Prevent execution from Non-secure space by PE in secure state if SIF is set
if accdesc.ss == SS\_Secure && walkstate.baseaddress.paspace == PAS\_NonSecure then
    x = x AND NOT(walkparams.sif);
    gcs = '0';
// Prevent execution from non-Root space by Root
if accdesc.ss == SS\_Root && walkstate.baseaddress.paspace != PAS\_Root then
    x = '0';
    gcs = '0';
// Prevent execution from non-Realm space by Realm EL2 and Realm EL2&0
if (accdesc.ss == SS\_Realm && regime IN {Regime\_EL2, Regime\_EL20} &&
    walkstate.baseaddress.paspace != PAS\_Realm) then
    x = '0';
    gcs = '0';

slperms.r      = r;
slperms.w      = w;
slperms.x      = x;
slperms.gcs    = gcs;
slperms.wxn    = wxn;
slperms.overlay = overlay == '1';

return slperms;

```

Library pseudocode for aarch64/translation/vmsa_faults/AArch64.S1OAOutOfRange

```

// AArch64.S1OAOutOfRange()
// =====
// Returns whether stage 1 output address is expressed in the configured size number of bits

boolean AArch64.S1OAOutOfRange(bits(56) address, S1TTWParams walkparams)
    return AArch64.OAOutOfRange(address, walkparams.dl28, walkparams.ds, walkparams.ps,
                                walkparams.tgx);

```

Library pseudocode for aarch64/translation/vmsa_faults/AArch64.S1OverlayPermissions

```
// AArch64.S1OverlayPermissions()
// =====
// Computes the stage 1 overlay permissions

S1AccessControls AArch64.S1OverlayPermissions(Regime regime, TTWState walkstate,
                                              AccessDescriptor accdesc)

bit r, w, x;
bit pr, pw, px;
bit ur, uw, ux;
constant Permissions permissions = walkstate.permissions;
S1AccessControls sloverlay_perms;

constant S1PORType por = AArch64.S1POR(regime);
constant integer bit_index = 4 * UInt(permissions.po_index);

constant bits(4) ppo = por<bit_index+3:bit_index>;

// Apply privileged overlay permissions
case ppo of
  when '0000' (pr,pw,px) = ('0','0','0'); // No access
  when '0001' (pr,pw,px) = ('1','0','0'); // Privileged read
  when '0010' (pr,pw,px) = ('0','0','1'); // Privileged execute
  when '0011' (pr,pw,px) = ('1','0','1'); // Privileged read and execute
  when '0100' (pr,pw,px) = ('0','1','0'); // Privileged write
  when '0101' (pr,pw,px) = ('1','1','0'); // Privileged read and write
  when '0110' (pr,pw,px) = ('0','1','1'); // Privileged write and execute
  when '0111' (pr,pw,px) = ('1','1','1'); // Privileged read, write and execute
  when '1xxx' (pr,pw,px) = ('0','0','0'); // Reserved

if HasUnprivileged(regime) then
  bits(4) upo = '0000';
  if (!HaveEL(EL3) || SCR_EL3.PIEn == '1') then
    upo = POR_EL0<bit_index+3:bit_index>;

  // Apply unprivileged overlay permissions
  case upo of
    when '0000' (ur,uw,ux) = ('0','0','0'); // No access
    when '0001' (ur,uw,ux) = ('1','0','0'); // Unprivileged read
    when '0010' (ur,uw,ux) = ('0','0','1'); // Unprivileged execute
    when '0011' (ur,uw,ux) = ('1','0','1'); // Unprivileged read and execute
    when '0100' (ur,uw,ux) = ('0','1','0'); // Unprivileged write
    when '0101' (ur,uw,ux) = ('1','1','0'); // Unprivileged read and write
    when '0110' (ur,uw,ux) = ('0','1','1'); // Unprivileged write and execute
    when '0111' (ur,uw,ux) = ('1','1','1'); // Unprivileged read, write and execute
    when '1xxx' (ur,uw,ux) = ('0','0','0'); // Reserved

(r,w,x) = if accdesc.el == EL0 then (ur,uw,ux) else (pr,pw,px);

sloverlay_perms.or = r;
sloverlay_perms.ow = w;
sloverlay_perms.ox = x;

return sloverlay_perms;
```


Library pseudocode for aarch64/translation/vmsa_faults/AArch64.S1TxSZFaults

```
// AArch64.S1TxSZFaults()
// =====
// Detect whether configuration of stage 1 TxSZ field generates a fault

boolean AArch64.S1TxSZFaults(Regime regime, S1TTWParams walkparams)
    mintxs = AArch64.S1MinTxSZ(regime, walkparams.d128, walkparams.ds, walkparams.tgx);
    maxtxs = AArch64.MaxTxSZ(walkparams.tgx);

    if UInt(walkparams.txs) < mintxs then
        return (IsFeatureImplemented(FEAT_LVA) ||
            boolean IMPLEMENTATION_DEFINED "Fault on TxSZ value below minimum");
    if UInt(walkparams.txs) > maxtxs then
        return boolean IMPLEMENTATION_DEFINED "Fault on TxSZ value above maximum";

    return FALSE;
```



```

// AArch64.S2CheckPermissions()
// =====
// Verifies memory access with available permissions.

(FaultRecord, boolean) AArch64.S2CheckPermissions(FaultRecord fault_in, TTWState walkstate,
S2TTWParams walkparams, AddressDescriptor ipa,
AccessDescriptor accdesc)

constant MemType memtype = walkstate.memattrs.memtype;
constant Permissions permissions = walkstate.permissions;
FaultRecord fault = fault_in;
constant S2AccessControls s2perms = AArch64.S2ComputePermissions(permissions, walkparams,
                                                                    accdesc);

bit r, w;
bit or, ow;

if accdesc.acctype == AccessType\_TTW then
    r = s2perms.r_mmu;
    w = s2perms.w_mmu;
    or = s2perms.or_mmu;
    ow = s2perms.ow_mmu;
elseif accdesc.rcw then
    r = s2perms.r_rcw;
    w = s2perms.w_rcw;
    or = s2perms.or_rcw;
    ow = s2perms.ow_rcw;
else
    r = s2perms.r;
    w = s2perms.w;
    or = s2perms.or;
    ow = s2perms.ow;

if accdesc.acctype == AccessType\_TTW then
    if (accdesc.toplevel && accdesc.varange == VRange\_LOWER &&
        ((walkparams.tl0 == '1' && s2perms.toplevel0 == '0') ||
         (walkparams.tl1 == '1' && s2perms.<toplevel1,toplevel0> == '10'))) then
        fault.statuscode = Fault\_Permission;
        fault.toplevel = TRUE;
    elseif (accdesc.toplevel && accdesc.varange == VRange\_UPPER &&
        ((walkparams.tl1 == '1' && s2perms.toplevel1 == '0') ||
         (walkparams.tl0 == '1' && s2perms.<toplevel1,toplevel0> == '01'))) then
        fault.statuscode = Fault\_Permission;
        fault.toplevel = TRUE;
    // Stage 2 Permission fault due to AssuredOnly check
    elseif (walkstate.s2assuredonly == '1' && !ipa.slassured) then
        fault.statuscode = Fault\_Permission;
        fault.assuredonly = TRUE;

    elseif s2perms.overlay && or == '0' then
        fault.statuscode = Fault\_Permission;
        fault.overlay = TRUE;
    elseif accdesc.write && s2perms.overlay && ow == '0' then
        fault.statuscode = Fault\_Permission;
        fault.overlay = TRUE;

    elseif walkparams.ptw == '1' && memtype == MemType\_Device then
        fault.statuscode = Fault\_Permission;
    // Prevent translation table walks in Non-secure space by Realm state
    elseif accdesc.ss == SS\_Realm && walkstate.baseaddress.paspace != PAS\_Realm then
        fault.statuscode = Fault\_Permission;
    elseif r == '0' then
        fault.statuscode = Fault\_Permission;
    elseif accdesc.write && w == '0' then
        fault.statuscode = Fault\_Permission;
        fault.hdbssf = walkparams.hdbss == '1' && !CanAppendToHDBSS() && permissions.dbm == '1';
    elseif (accdesc.write &&
        (walkparams.hd != '1' || (walkparams.hdbss == '1' && !CanAppendToHDBSS())) &&
        walkparams.s2pie == '1' && permissions.s2dirty == '0') then
        fault.statuscode = Fault\_Permission;
        fault.dirtybit = TRUE;

```

```

        fault.hdbssf = walkparams.hdbss == '1' && !CanAppendToHDBSS();

// Stage 2 Permission fault due to AssuredOnly check
elseif ((walkstate.s2assuredonly == '1' && !ipa.slassured) ||
        (walkstate.s2assuredonly != '1' && IsFeatureImplemented(FEAT_GCS) &&
        VTCR_EL2.GCSH == '1' && accdesc.acctype == AccessType\_GCS && accdesc.el != EL0)) then
    fault.statuscode = Fault\_Permission;
    fault.assuredonly = TRUE;

elseif accdesc.acctype == AccessType\_IFETCH then
    if s2perms.overlay && s2perms.ox == '0' then
        fault.statuscode = Fault\_Permission;
        fault.overlay = TRUE;
    elseif (memtype == MemType\_Device &&
            ConstrainUnpredictable(Unpredictable\_INSTRDEVICE) == Constraint\_FAULT) then
        fault.statuscode = Fault\_Permission;

// Prevent execution from Non-secure space by Realm state
elseif accdesc.ss == SS\_Realm && walkstate.baseaddress.paspace != PAS\_Realm then
    fault.statuscode = Fault\_Permission;
elseif s2perms.x == '0' then
    fault.statuscode = Fault\_Permission;

elseif accdesc.acctype == AccessType\_DC then
    if accdesc.cacheop == CacheOp\_Invalidate then
        if !ELUsingAArch32(EL1) && s2perms.overlay && ow == '0' then
            fault.statuscode = Fault\_Permission;
            fault.overlay = TRUE;
        if !ELUsingAArch32(EL1) && w == '0' then
            fault.statuscode = Fault\_Permission;
    elseif !ELUsingAArch32(EL1) && accdesc.el == EL0 && s2perms.overlay && or == '0' then
        fault.statuscode = Fault\_Permission;
        fault.overlay = TRUE;
    elseif (walkparams.cmow == '1' && accdesc.cacheop == CacheOp\_CleanInvalidate &&
            s2perms.overlay && ow == '0') then
        fault.statuscode = Fault\_Permission;
        fault.overlay = TRUE;
    elseif !ELUsingAArch32(EL1) && accdesc.el == EL0 && r == '0' then
        fault.statuscode = Fault\_Permission;
    elseif (walkparams.cmow == '1' && accdesc.cacheop == CacheOp\_CleanInvalidate &&
            w == '0') then
        fault.statuscode = Fault\_Permission;

elseif accdesc.acctype == AccessType\_IC then
    if (!ELUsingAArch32(EL1) && accdesc.el == EL0 && s2perms.overlay && or == '0' &&
        boolean IMPLEMENTATION_DEFINED "Permission fault on EL0 IC_IVAU execution") then
        fault.statuscode = Fault\_Permission;
        fault.overlay = TRUE;
    elseif walkparams.cmow == '1' && s2perms.overlay && ow == '0' then
        fault.statuscode = Fault\_Permission;
        fault.overlay = TRUE;
    elseif (!ELUsingAArch32(EL1) && accdesc.el == EL0 && r == '0' &&
        boolean IMPLEMENTATION_DEFINED "Permission fault on EL0 IC_IVAU execution") then
        fault.statuscode = Fault\_Permission;
    elseif walkparams.cmow == '1' && w == '0' then
        fault.statuscode = Fault\_Permission;

elseif accdesc.read && s2perms.overlay && or == '0' then
    fault.statuscode = Fault\_Permission;
    fault.overlay = TRUE;
    fault.write = FALSE;
elseif accdesc.write && s2perms.overlay && ow == '0' then
    fault.statuscode = Fault\_Permission;
    fault.overlay = TRUE;
    fault.write = TRUE;
elseif accdesc.read && r == '0' then
    fault.statuscode = Fault\_Permission;
    fault.write = FALSE;
elseif accdesc.write && w == '0' then
    fault.statuscode = Fault\_Permission;

```

```

    fault.write      = TRUE;
    fault.hdbssf = walkparams.hdbss == '1' && !CanAppendToHDBSS() && permissions.dbm == '1';
elseif (IsFeatureImplemented(FEAT_MTE_PERM) &&
    ((accdesc.tagchecked &&
        AArch64.EffectiveTCF(accdesc.el, accdesc.read) != TCFType\_Ignore) ||
        accdesc.tagaccess) &&
        ipa.memattrs.tags == MemTag\_AllocationTagged &&
        permissions.s2tag_na == '1' && S2DCacheEnabled()) then
    fault.statuscode = Fault\_Permission;
    fault.tagaccess = TRUE;
    fault.write      = accdesc.tagaccess && accdesc.write;
elseif (accdesc.write &&
    (walkparams.hd != '1' || (walkparams.hdbss == '1' && !CanAppendToHDBSS())) &&
    walkparams.s2pie == '1' && permissions.s2dirty == '0') then
    fault.statuscode = Fault\_Permission;
    fault.dirtybit   = TRUE;
    fault.write      = TRUE;
    fault.hdbssf = walkparams.hdbss == '1' && !CanAppendToHDBSS();
// MRO* allows only RCW and MMU writes
boolean mro;
if s2perms.overlay then
    mro = (s2perms.<w,w_rcw,w_mmu> AND s2perms.<ow,ow_rcw,ow_mmu>) == '011';
else
    mro = s2perms.<w,w_rcw,w_mmu> == '011';

return (fault, mro);

```

Library pseudocode for aarch64/translation/vmsa_faults/AArch64.S2ComputePermissions

```

// AArch64.S2ComputePermissions()
// =====
// Compute the overall stage 2 permissions.

S2AccessControls AArch64.S2ComputePermissions(Permissions permissions, S2TTWParams walkparams,
AccessDescriptor accdesc)

S2AccessControls s2perms;

if walkparams.s2pie == '1' then
    s2perms = AArch64.S2IndirectBasePermissions(permissions, accdesc);
    s2perms.overlay = IsFeatureImplemented(FEAT_S2POE) && VTCR_EL2.S2POE == '1';
    if s2perms.overlay then
        s2overlay_perms = AArch64.S2OverlayPermissions(permissions, accdesc);
        s2perms.or      = s2overlay_perms.or;
        s2perms.ow      = s2overlay_perms.ow;
        s2perms.ox      = s2overlay_perms.ox;
        s2perms.or_rcw  = s2overlay_perms.or_rcw;
        s2perms.ow_rcw  = s2overlay_perms.ow_rcw;
        s2perms.or_mmu  = s2overlay_perms.or_mmu;
        s2perms.ow_mmu  = s2overlay_perms.ow_mmu;

        // Toplevel is applicable only when the effective S2 permissions is MRO
        if ((s2perms.<w,w_rcw,w_mmu> AND s2perms.<ow,ow_rcw,ow_mmu>) == '011') then
            s2perms.toplevel0 = s2perms.toplevel0 OR s2overlay_perms.toplevel0;
            s2perms.toplevel1 = s2perms.toplevel1 OR s2overlay_perms.toplevel1;
        else
            s2perms.toplevel0 = '0';
            s2perms.toplevel1 = '0';
    else
        s2perms = AArch64.S2DirectBasePermissions(permissions, accdesc, walkparams);

return s2perms;

```

Library pseudocode for aarch64/translation/vmsa_faults/AArch64.S2DirectBasePermissions

```
// AArch64.S2DirectBasePermissions()
// =====
// Computes the stage 2 direct base permissions.

S2AccessControls AArch64.S2DirectBasePermissions(Permissions permissions,
                                                  AccessDescriptor accdesc, S2TTWParams walkparams)
    S2AccessControls s2perms;
    bit w;
    constant bit r = permissions.s2ap<0>;
    if permissions.s2ap<1> == '1' then
        w = '1';
    // Descriptors marked with DBM set have the effective value of S2AP[1] set.
    // This implies no Permission faults caused by lack of write permissions are
    // reported, and the Dirty bit can be set.
    elseif permissions.dbm == '1' && walkparams.hd == '1' then
        // An update occurs here, conditional to being able to append to HDBSS
        if walkparams.hdbss == '1' then
            w = if CanAppendToHDBSS() then '1' else '0';
        else
            w = '1';
    else
        w = '0';

    bit px, ux;
    case (permissions.s2xn:permissions.s2xnx) of
        when '00' (px,ux) = ('1','1');
        when '01' (px,ux) = ('0','1');
        when '10' (px,ux) = ('0','0');
        when '11' (px,ux) = ('1','0');

    x = if accdesc.el == EL0 then ux else px;
    s2perms.r = r;
    s2perms.w = w;
    s2perms.x = x;
    s2perms.r_rcw = r;
    s2perms.w_rcw = w;
    s2perms.r_mmu = r;
    s2perms.w_mmu = w;
    s2perms.toplevel0 = '0';
    s2perms.toplevel1 = '0';
    s2perms.overlay = FALSE;

    return s2perms;
```

Library pseudocode for aarch64/translation/vmsa_faults/AArch64.S2HasAlignmentFaultDueToMemType

```
// AArch64.S2HasAlignmentFaultDueToMemType()
// =====
// Returns whether stage 2 output fails alignment requirement on data accesses due to memory type

boolean AArch64.S2HasAlignmentFaultDueToMemType(AccessDescriptor accdesc, boolean aligned,
MemoryAttributes memattrs)

    if accdesc.exclusive || accdesc.atomicop || accdesc.acqsc || accdesc.acqpc || accdesc.relsc then
        if (!aligned && !(IsWBShareable(memattrs) && S2DCacheEnabled()) &&
            ConstrainUnpredictableBool(Unpredictable LSE2 ALIGNMENT FAULT)) then
            return TRUE;

    if memattrs.memtype != MemType\_Device then
        return FALSE;
    elseif ((accdesc.acctype == AccessType\_DCZero && accdesc.cachetype == CacheType\_Tag) ||
        accdesc.stzgm) then
        return ConstrainUnpredictable(Unpredictable DEVICETAGSTORE) == Constraint\_FAULT;
    elseif accdesc.acctype == AccessType\_DCZero then
        return TRUE;
    elseif !aligned then
        return !(boolean IMPLEMENTATION_DEFINED "Device location supports unaligned access");
    else
        return FALSE;
```

Library pseudocode for aarch64/translation/vmsa_faults/AArch64.S2InconsistentSL

```
// AArch64.S2InconsistentSL()
// =====
// Detect inconsistent configuration of stage 2 TxSZ and SL fields

boolean AArch64.S2InconsistentSL(S2TTWParams walkparams)
    startlevel = AArch64.S2StartLevel(walkparams);
    levels = FINAL\_LEVEL - startlevel;
    granulebits = TGxGranuleBits(walkparams.tgx);
    descsizelog2 = 3;
    stride = granulebits - descsizelog2;

    // Input address size must at least be large enough to be resolved from the start level
    sl_min_iasize = (
        levels * stride // Bits resolved by table walk, except initial level
        + granulebits // Bits directly mapped to output address
        + 1); // At least 1 more bit to be decoded by initial level

    // Can accomodate 1 more stride in the level + concatenation of up to 2^4 tables
    sl_max_iasize = sl_min_iasize + (stride-1) + 4;
    // Configured Input Address size
    iasize = AArch64.IASize(walkparams.txsz);

    return iasize < sl_min_iasize || iasize > sl_max_iasize;
```

Library pseudocode for aarch64/translation/vmsa_faults/AArch64.S2IndirectBasePermissions

```
// AArch64.S2IndirectBasePermissions()
// =====
// Computes the stage 2 indirect base permissions.

S2AccessControls AArch64.S2IndirectBasePermissions(Permissions permissions,
AccessDescriptor accdesc)

    bit r, w;
    bit r_rcw, w_rcw;
    bit r_mmu, w_mmu;
    bit px, ux;
    bit toplevel0, toplevel1;
    S2AccessControls s2perms;

    constant bits(4) s2pi = permissions.s2pi;
    case s2pi of
        when '0000' (r,w,px,ux,w_rcw,w_mmu) = ('0','0','0','0','0','0'); // No Access
        when '0001' (r,w,px,ux,w_rcw,w_mmu) = ('0','0','0','0','0','0'); // Reserved
        when '0010' (r,w,px,ux,w_rcw,w_mmu) = ('1','0','0','0','1','1'); // MRO
        when '0011' (r,w,px,ux,w_rcw,w_mmu) = ('1','0','0','0','1','1'); // MRO-TL1
        when '0100' (r,w,px,ux,w_rcw,w_mmu) = ('0','1','0','0','0','0'); // Write Only
        when '0101' (r,w,px,ux,w_rcw,w_mmu) = ('0','0','0','0','0','0'); // Reserved
        when '0110' (r,w,px,ux,w_rcw,w_mmu) = ('1','0','0','0','1','1'); // MRO-TL0
        when '0111' (r,w,px,ux,w_rcw,w_mmu) = ('1','0','0','0','1','1'); // MRO-TL01
        when '1000' (r,w,px,ux,w_rcw,w_mmu) = ('1','0','0','0','0','0'); // Read Only
        when '1001' (r,w,px,ux,w_rcw,w_mmu) = ('1','0','0','1','0','0'); // Read, Unpriv Execute
        when '1010' (r,w,px,ux,w_rcw,w_mmu) = ('1','0','1','0','0','0'); // Read, Priv Execute
        when '1011' (r,w,px,ux,w_rcw,w_mmu) = ('1','0','1','1','0','0'); // Read, All Execute
        when '1100' (r,w,px,ux,w_rcw,w_mmu) = ('1','1','0','0','1','1'); // RW
        when '1101' (r,w,px,ux,w_rcw,w_mmu) = ('1','1','0','1','1','1'); // RW, Unpriv Execute
        when '1110' (r,w,px,ux,w_rcw,w_mmu) = ('1','1','1','0','1','1'); // RW, Priv Execute
        when '1111' (r,w,px,ux,w_rcw,w_mmu) = ('1','1','1','1','1','1'); // RW, All Execute

    x = if accdesc.el == EL0 then ux else px;

    // RCW and MMU read permissions.
    (r_rcw, r_mmu) = (r, r);

    // Stage 2 Top Level Permission Attributes.
    case s2pi of
        when '0110' (toplevel0,toplevel1) = ('1','0');
        when '0011' (toplevel0,toplevel1) = ('0','1');
        when '0111' (toplevel0,toplevel1) = ('1','1');
        otherwise (toplevel0,toplevel1) = ('0','0');

    s2perms.r = r;
    s2perms.w = w;
    s2perms.x = x;
    s2perms.r_rcw = r_rcw;
    s2perms.r_mmu = r_mmu;
    s2perms.w_rcw = w_rcw;
    s2perms.w_mmu = w_mmu;
    s2perms.toplevel0 = toplevel0;
    s2perms.toplevel1 = toplevel1;

    return s2perms;
```


Library pseudocode for aarch64/translation/vmsa_faults/AArch64.S2InvalidSL

```
// AArch64.S2InvalidSL()
// =====
// Detect invalid configuration of SL field

boolean AArch64.S2InvalidSL(S2TTWParams walkparams)
    case walkparams.tgx of
        when TGx\_4KB
            case walkparams.sl2:walkparams.sl0 of
                when '1x1' return TRUE;
                when '11x' return TRUE;
                when '100' return AArch64.PAMax() < 52;
                when '010' return AArch64.PAMax() < 44;
                when '011' return !IsFeatureImplemented(FEAT_TTST);
                otherwise return FALSE;
        when TGx\_16KB
            case walkparams.sl0 of
                when '11' return walkparams.ds == '0' || AArch64.PAMax() < 52;
                when '10' return AArch64.PAMax() < 42;
                otherwise return FALSE;
        when TGx\_64KB
            case walkparams.sl0 of
                when '11' return TRUE;
                when '10' return AArch64.PAMax() < 44;
                otherwise return FALSE;
```

Library pseudocode for aarch64/translation/vmsa_faults/AArch64.S2OAOOutOfRange

```
// AArch64.S2OAOOutOfRange()
// =====
// Returns whether stage 2 output address is expressed in the configured size number of bits

boolean AArch64.S2OAOOutOfRange(bits(56) address, S2TTWParams walkparams)
    return AArch64.OAOOutOfRange(address, walkparams.d128, walkparams.ds, walkparams.ps,
                                   walkparams.tgx);
```

Library pseudocode for aarch64/translation/vmsa_faults/AArch64.S2OverlayPermissions

```
// AArch64.S2OverlayPermissions()
// =====
// Computes the stage 2 overlay permissions.

S2AccessControls AArch64.S2OverlayPermissions(Permissions permissions, AccessDescriptor accdesc)
    bit r, w;
    bit r_rcw, w_rcw;
    bit r_mmu, w_mmu;
    bit px, ux;
    bit toplevel0, toplevel1;
    S2AccessControls s2overlay_perms;

    constant integer index = 4 * UInt(permissions.s2po_index);
    bits(4) s2po = '0000';
    if (!HaveEL(EL3) || SCR_EL3.PIEEn == '1') then
        s2po = S2POR_EL1<index+3:index>;
    case s2po of
        when '0000' (r,w,px,ux,w_rcw,w_mmu) = ('0','0','0','0','0','0'); // No Access
        when '0001' (r,w,px,ux,w_rcw,w_mmu) = ('0','0','0','0','0','0'); // Reserved
        when '0010' (r,w,px,ux,w_rcw,w_mmu) = ('1','0','0','0','1','1'); // MRO
        when '0011' (r,w,px,ux,w_rcw,w_mmu) = ('1','0','0','0','1','1'); // MRO-TL1
        when '0100' (r,w,px,ux,w_rcw,w_mmu) = ('0','1','0','0','0','0'); // Write Only
        when '0101' (r,w,px,ux,w_rcw,w_mmu) = ('0','0','0','0','0','0'); // Reserved
        when '0110' (r,w,px,ux,w_rcw,w_mmu) = ('1','0','0','0','1','1'); // MRO-TL0
        when '0111' (r,w,px,ux,w_rcw,w_mmu) = ('1','0','0','0','1','1'); // MRO-TL01
        when '1000' (r,w,px,ux,w_rcw,w_mmu) = ('1','0','0','0','0','0'); // Read Only
        when '1001' (r,w,px,ux,w_rcw,w_mmu) = ('1','0','0','1','0','0'); // Read, Unpriv Execute
        when '1010' (r,w,px,ux,w_rcw,w_mmu) = ('1','0','1','0','0','0'); // Read, Priv Execute
        when '1011' (r,w,px,ux,w_rcw,w_mmu) = ('1','0','1','1','0','0'); // Read, All Execute
        when '1100' (r,w,px,ux,w_rcw,w_mmu) = ('1','1','0','0','1','1'); // RW
        when '1101' (r,w,px,ux,w_rcw,w_mmu) = ('1','1','0','1','1','1'); // RW, Unpriv Execute
        when '1110' (r,w,px,ux,w_rcw,w_mmu) = ('1','1','1','0','1','1'); // RW, Priv Execute
        when '1111' (r,w,px,ux,w_rcw,w_mmu) = ('1','1','1','1','1','1'); // RW, All Execute

    x = if accdesc.el == EL0 then ux else px;

    // RCW and MMU read permissions.
    (r_rcw, r_mmu) = (r, r);

    // Stage 2 Top Level Permission Attributes.
    case s2po of
        when '0110' (toplevel0,toplevel1) = ('1','0');
        when '0011' (toplevel0,toplevel1) = ('0','1');
        when '0111' (toplevel0,toplevel1) = ('1','1');
        otherwise (toplevel0,toplevel1) = ('0','0');

    s2overlay_perms.or = r;
    s2overlay_perms.ow = w;
    s2overlay_perms.ox = x;
    s2overlay_perms.or_rcw = r_rcw;
    s2overlay_perms.ow_rcw = w_rcw;
    s2overlay_perms.or_mmu = r_mmu;
    s2overlay_perms.ow_mmu = w_mmu;
    s2overlay_perms.toplevel0 = toplevel0;
    s2overlay_perms.toplevel1 = toplevel1;

    return s2overlay_perms;
```

Library pseudocode for aarch64/translation/vmsa_faults/AArch64.S2TxSZFaults

```
// AArch64.S2TxSZFaults()
// =====
// Detect whether configuration of stage 2 TxSZ field generates a fault

boolean AArch64.S2TxSZFaults(S2TTWParams walkparams, boolean slaarch64)
    mintxs = AArch64.S2MinTxSZ(walkparams.d128, walkparams.ds, walkparams.tgx, slaarch64);
    maxtxsz = AArch64.MaxTxSZ(walkparams.tgx);

    if UInt(walkparams.txsz) < mintxs then
        return (IsFeatureImplemented(FEAT_LPA) ||
            boolean IMPLEMENTATION_DEFINED "Fault on TxSZ value below minimum");
    if UInt(walkparams.txsz) > maxtxsz then
        return boolean IMPLEMENTATION_DEFINED "Fault on TxSZ value above maximum";

    return FALSE;
```

Library pseudocode for aarch64/translation/vmsa_faults/AArch64.VAIsOutOfRange

```
// AArch64.VAIsOutOfRange()
// =====
// Check bits not resolved by translation are identical and of accepted value

boolean AArch64.VAIsOutOfRange(bits(64) va_in, AccessType acctype,
                                Regime regime, S1TTWParams walkparams)
    bits(64) va = va_in;

    constant AddressSize addrtop = AArch64.AddrTop(walkparams.tbid, acctype, walkparams.tbi);

    // If the VA has a Logical Address Tag then the bits holding the Logical Address Tag are
    // ignored when checking if the address is out of range.
    if walkparams.mtx == '1' && acctype != AccessType\_IFETCH then
        va<59:56> = if AArch64.GetVARange(va) == VARange\_UPPER then '1111' else '0000';

    // Input Address size
    constant integer iasize = AArch64.IASize(walkparams.txsz);

    // The min value of TxSZ can be 8, with LVA3 implemented.
    // If TxSZ is set to 8 iasize becomes 64 - 8 = 56
    // If tbi is also set, addrtop becomes 55
    // Then the return statements check va<56:55>
    // The check here is to guard against this corner case.
    if addrtop < iasize then
        return FALSE;

    if HasUnprivileged(regime) then
        if AArch64.GetVARange(va) == VARange\_LOWER then
            return IsZero(va<addrtop:iasize>);
        else
            return IsOnes(va<addrtop:iasize>);
    else
        return IsZero(va<addrtop:iasize>);
```



```

// AArch64.S2ApplyFWBMemAttrs()
// =====
// Apply stage 2 forced Write-Back on stage 1 memory attributes.

MemoryAttributes AArch64.S2ApplyFWBMemAttrs(MemoryAttributes s1_memattrs, S2TTWParams walkparams,
                                             bits(N) descriptor)

    MemoryAttributes memattrs;
    s2_attr = descriptor<5:2>;
    s2_sh   = if walkparams.ds == '1' then walkparams.sh else descriptor<9:8>;
    s2_fnxs = descriptor<11>;

    if s2_attr<2> == '0' then          // S2 Device, S1 any
        s2_device = DecodeDevice(s2_attr<1:0>);
        memattrs.memtype = MemType Device;
        if s1_memattrs.memtype == MemType Device then
            memattrs.device = S2CombineS1Device(s1_memattrs.device, s2_device);
        else
            memattrs.device = s2_device;

        memattrs.xs = s1_memattrs.xs;

    elsif s2_attr<1:0> == '11' then    // S2 attr = S1 attr
        memattrs = s1_memattrs;

    elsif s2_attr<1:0> == '10' then    // Force writeback
        memattrs.memtype = MemType Normal;
        memattrs.inner.attrs = MemAttr WB;
        memattrs.outer.attrs = MemAttr WB;

        if (s1_memattrs.memtype == MemType Normal &&
            s1_memattrs.inner.attrs != MemAttr NC) then
            memattrs.inner.hints      = s1_memattrs.inner.hints;
            memattrs.inner.transient = s1_memattrs.inner.transient;
        else
            memattrs.inner.hints      = MemHint RWA;
            memattrs.inner.transient = FALSE;

        if (s1_memattrs.memtype == MemType Normal &&
            s1_memattrs.outer.attrs != MemAttr NC) then
            memattrs.outer.hints      = s1_memattrs.outer.hints;
            memattrs.outer.transient = s1_memattrs.outer.transient;
        else
            memattrs.outer.hints      = MemHint RWA;
            memattrs.outer.transient = FALSE;

        memattrs.xs = '0';

    else                               // Non-cacheable unless S1 is device
        if s1_memattrs.memtype == MemType Device then
            memattrs = s1_memattrs;
        else
            MemAttrHints cacheability_attr;
            cacheability_attr.attrs = MemAttr NC;

            memattrs.memtype = MemType Normal;
            memattrs.inner   = cacheability_attr;
            memattrs.outer   = cacheability_attr;

            memattrs.xs = s1_memattrs.xs;

    s2_shareability = DecodeShareability(s2_sh);
    memattrs.shareability = S2CombineS1Shareability(s1_memattrs.shareability, s2_shareability);
    memattrs.tags        = S2MemTagType(memattrs, s1_memattrs.tags);
    memattrs.notagaccess = (s2_attr<3:1> == '111' && memattrs.tags == MemTag AllocationTagged);

    if s2_fnxs == '1' then
        memattrs.xs = '0';

    memattrs.shareability = EffectiveShareability(memattrs);
    return memattrs;

```

Library pseudocode for aarch64/translation/vmsa_tlbcontext/AArch64.GetS1TLBContext

```
// AArch64.GetS1TLBContext()
// =====
// Gather translation context for accesses with VA to match against TLB entries

TLBContext AArch64.GetS1TLBContext(Regime regime, SecurityState ss, bits(64) va, TGx tg)
    TLBContext tlbcontext;

    case regime of
        when Regime\_EL3    tlbcontext = AArch64.TLBContextEL3(ss, va, tg);
        when Regime\_EL2    tlbcontext = AArch64.TLBContextEL2(ss, va, tg);
        when Regime\_EL20   tlbcontext = AArch64.TLBContextEL20(ss, va, tg);
        when Regime\_EL10   tlbcontext = AArch64.TLBContextEL10(ss, va, tg);
        otherwise
            Unreachable();

    tlbcontext.includes_s1 = TRUE;
    // The following may be amended for EL1&0 Regime if caching of stage 2 is successful
    tlbcontext.includes_s2 = FALSE;
    tlbcontext.use_vmid    = UseVMID(regime);
    // The following may be amended if Granule Protection Check passes
    tlbcontext.includes_gpt = FALSE;
    return tlbcontext;
```

Library pseudocode for aarch64/translation/vmsa_tlbcontext/AArch64.GetS2TLBContext

```
// AArch64.GetS2TLBContext()
// =====
// Gather translation context for accesses with IPA to match against TLB entries

TLBContext AArch64.GetS2TLBContext(SecurityState ss, FullAddress ipa, TGx tg)
    assert EL2Enabled();

    TLBContext tlbcontext;

    tlbcontext.ss      = ss;
    tlbcontext.regime  = Regime\_EL10;
    tlbcontext.ipaspace = ipa.paspace;
    tlbcontext.vmid     = VMID[];
    tlbcontext.tg       = tg;
    tlbcontext.ia       = ZeroExtend(ipa.address, 64);
    if IsFeatureImplemented(FEAT_TTCNP) then
        tlbcontext.cnp = if ipa.paspace == PAS\_Secure then VSTTBR_EL2.CnP else VTTBR_EL2.CnP;
    else
        tlbcontext.cnp = '0';

    tlbcontext.includes_s1 = FALSE;
    tlbcontext.includes_s2 = TRUE;
    tlbcontext.use_vmid    = TRUE;
    // This may be amended if Granule Protection Check passes
    tlbcontext.includes_gpt = FALSE;
    return tlbcontext;
```

Library pseudocode for aarch64/translation/vmsa_tlbcontext/AArch64.TLBContextEL10

```
// AArch64.TLBContextEL10()
// =====
// Gather translation context for accesses under EL10 regime to match against TLB entries

TLBContext AArch64.TLBContextEL10(SecurityState ss, bits(64) va, TGx tg)
    TLBContext tlbcontext;

    tlbcontext.ss      = ss;
    tlbcontext.regime  = Regime\_EL10;
    tlbcontext.vmid    = VMID[];

    if IsFeatureImplemented(FEAT_ASID2) && IsTCR2EL1Enabled() && TCR2_EL1.A2 == '1' then
        constant VARange varange = AArch64.GetVARange(va);
        tlbcontext.asid = if varange == VARange\_LOWER then TTBR0_EL1.ASID else TTBR1_EL1.ASID;
    else
        tlbcontext.asid = if TCR_EL1.A1 == '0' then TTBR0_EL1.ASID else TTBR1_EL1.ASID;

    if TCR_EL1.AS == '0' then
        tlbcontext.asid<15:8> = Zeros(8);
    tlbcontext.tg      = tg;
    tlbcontext.ia      = va;

    if IsFeatureImplemented(FEAT_TTCNP) then
        if AArch64.GetVARange(va) == VARange\_LOWER then
            tlbcontext.cnp = TTBR0_EL1.CnP;
        else
            tlbcontext.cnp = TTBR1_EL1.CnP;
    else
        tlbcontext.cnp = '0';

    return tlbcontext;
```

Library pseudocode for aarch64/translation/vmsa_tlbcontext/AArch64.TLBContextEL2

```
// AArch64.TLBContextEL2()
// =====
// Gather translation context for accesses under EL2 regime to match against TLB entries

TLBContext AArch64.TLBContextEL2(SecurityState ss, bits(64) va, TGx tg)
    TLBContext tlbcontext;

    tlbcontext.ss      = ss;
    tlbcontext.regime  = Regime\_EL2;
    tlbcontext.tg      = tg;
    tlbcontext.ia      = va;
    tlbcontext.cnp      = if IsFeatureImplemented(FEAT_TTCNP) then TTBR0_EL2.CnP else '0';

    return tlbcontext;
```

Library pseudocode for aarch64/translation/vmsa_tlbcontext/AArch64.TLBContextEL20

```
// AArch64.TLBContextEL20()
// =====
// Gather translation context for accesses under EL20 regime to match against TLB entries

TLBContext AArch64.TLBContextEL20(SecurityState ss, bits(64) va, TGx tg)
    TLBContext tlbcontext;

    tlbcontext.ss      = ss;
    tlbcontext.regime = Regime\_EL20;

    if IsFeatureImplemented(FEAT_ASID2) && IsTCR2EL2Enabled() && TCR2_EL2.A2 == '1' then
        constant VARange varange = AArch64.GetVARange(va);
        tlbcontext.asid = if varange == VARange\_LOWER then TTBR0_EL2.ASID else TTBR1_EL2.ASID;
    else
        tlbcontext.asid = if TCR_EL2.A1 == '0' then TTBR0_EL2.ASID else TTBR1_EL2.ASID;

    if TCR_EL2.AS == '0' then
        tlbcontext.asid<15:8> = Zeros(8);
    tlbcontext.tg      = tg;
    tlbcontext.ia      = va;

    if IsFeatureImplemented(FEAT_TTCNP) then
        if AArch64.GetVARange(va) == VARange\_LOWER then
            tlbcontext.cnp = TTBR0_EL2.CnP;
        else
            tlbcontext.cnp = TTBR1_EL2.CnP;
    else
        tlbcontext.cnp = '0';

    return tlbcontext;
```

Library pseudocode for aarch64/translation/vmsa_tlbcontext/AArch64.TLBContextEL3

```
// AArch64.TLBContextEL3()
// =====
// Gather translation context for accesses under EL3 regime to match against TLB entries

TLBContext AArch64.TLBContextEL3(SecurityState ss, bits(64) va, TGx tg)
    TLBContext tlbcontext;

    tlbcontext.ss      = ss;
    tlbcontext.regime = Regime\_EL3;
    tlbcontext.tg      = tg;
    tlbcontext.ia      = va;
    tlbcontext.cnp      = if IsFeatureImplemented(FEAT_TTCNP) then TTBR0_EL3.CnP else '0';

    return tlbcontext;
```


Library pseudocode for aarch64/translation/vmsa_translation/AArch64.FullTranslate

```
// AArch64.FullTranslate()
// =====
// Address translation as specified by VMSA
// Alignment check NOT due to memory type is expected to be done before translation

AddressDescriptor AArch64.FullTranslate(bits(64) va, integer size, AccessDescriptor accdesc,
                                         boolean aligned)
    constant Regime regime = TranslationRegime(accdesc.el);
    FaultRecord fault = NoFault(accdesc, va);

    AddressDescriptor ipa;
    (fault, ipa) = AArch64.S1Translate(fault, regime, va, size, aligned, accdesc);

    if fault.statuscode != Fault None then
        return CreateFaultyAddressDescriptor(va, fault);

    if accdesc.ss == SS Realm then
        assert EL2Enabled();
    if regime == Regime EL10 && EL2Enabled() then
        slaarch64 = TRUE;
        AddressDescriptor pa;
        (fault, pa) = AArch64.S2Translate(fault, ipa, slaarch64, aligned, accdesc);

        if fault.statuscode != Fault None then
            return CreateFaultyAddressDescriptor(va, fault);
        else
            return pa;
    else
        return ipa;
```

Library pseudocode for aarch64/translation/vmsa_translation/AArch64.MemSwapTableDesc

```
// AArch64.MemSwapTableDesc()
// =====
// Perform HW update of table descriptor as an atomic operation

(FaultRecord, bits(N)) AArch64.MemSwapTableDesc(FaultRecord fault_in, bits(N) prev_desc,
                                                bits(N) new_desc, bit ee,
                                                AccessDescriptor descaccess,
                                                AddressDescriptor descpaddr, integer N)

assert descaccess.acctype == AccessType\_TTW;
FaultRecord fault = fault_in;
boolean iswrite;

if IsFeatureImplemented(FEAT_RME) then
    fault.gpcf = GranuleProtectionCheck(descpaddr, descaccess);
    if fault.gpcf.gpf != GPCF\_None then
        fault.statuscode = Fault\_GPCFOnWalk;
        fault.paddress = descpaddr.paddress;
        fault.gpcfs2walk = fault.secondstage;
        return (fault, bits(N) UNKNOWN);

// All observers in the shareability domain observe the
// following memory read and write accesses atomically.
bits(N) mem_desc;
PhysMemRetStatus memstatus;
(memstatus, mem_desc) = PhysMemRead(descpaddr, N DIV 8, descaccess);

if ee == '1' then
    mem_desc = BigEndianReverse(mem_desc);

if IsFault(memstatus) then
    iswrite = FALSE;
    fault = HandleExternalTTWAbort(memstatus, iswrite, descpaddr, descaccess, N DIV 8, fault);
    if IsFault(fault.statuscode) then
        return (fault, bits(N) UNKNOWN);

if mem_desc == prev_desc then
    ordered_new_desc = if ee == '1' then BigEndianReverse(new_desc) else new_desc;
    memstatus = PhysMemWrite(descpaddr, N DIV 8, descaccess, ordered_new_desc);

    if IsFault(memstatus) then
        iswrite = TRUE;
        fault = HandleExternalTTWAbort(memstatus, iswrite, descpaddr, descaccess, N DIV 8,
                                         fault);

        if IsFault(fault.statuscode) then
            return (fault, bits(N) UNKNOWN);

// Reflect what is now in memory (in little endian format)
mem_desc = new_desc;

return (fault, mem_desc);
```



```

// AArch64.S1DisabledOutput()
// =====
// Map the VA to IPA/PA and assign default memory attributes

(FaultRecord, AddressDescriptor) AArch64.S1DisabledOutput(FaultRecord fault_in, Regime regime,
                                                         bits(64) va_in, AccessDescriptor accdesc,
                                                         boolean aligned)

bits(64) va = va_in;
walkparams = AArch64.GetS1TTWParams(regime, accdesc.el, accdesc.ss, va);
FaultRecord fault = fault_in;

// No memory page is guarded when stage 1 address translation is disabled
SetInGuardedPage(FALSE);

// Output Address
FullAddress oa;
oa.address = va<55:0>;
case accdesc.ss of
    when SS\_Secure      oa.paspace = PAS\_Secure;
    when SS\_NonSecure   oa.paspace = PAS\_NonSecure;
    when SS\_Root        oa.paspace = PAS\_Root;
    when SS\_Realm       oa.paspace = PAS\_Realm;

MemoryAttributes memattrs;
if regime == Regime\_EL10 && EL2Enabled() && walkparams.dc == '1' then
    MemAttrHints default_cacheability;
    default_cacheability.attrs = MemAttr\_WB;
    default_cacheability.hints = MemHint\_RWA;
    default_cacheability.transient = FALSE;

    memattrs.memtype = MemType\_Normal;
    memattrs.outer = default_cacheability;
    memattrs.inner = default_cacheability;
    memattrs.shareability = Shareability\_NSH;
    if walkparams.dct == '1' then
        memattrs.tags = MemTag\_AllocationTagged;
    elsif walkparams.mtx == '1' then
        memattrs.tags = MemTag\_CanonicallyTagged;
    else
        memattrs.tags = MemTag\_Untagged;
    memattrs.xs = '0';
elsif accdesc.acctype == AccessType\_IFETCH then
    MemAttrHints i_cache_attr;
    if AArch64.S1ICacheEnabled(regime) then
        i_cache_attr.attrs = MemAttr\_WT;
        i_cache_attr.hints = MemHint\_RA;
        i_cache_attr.transient = FALSE;
    else
        i_cache_attr.attrs = MemAttr\_NC;

    memattrs.memtype = MemType\_Normal;
    memattrs.outer = i_cache_attr;
    memattrs.inner = i_cache_attr;
    memattrs.shareability = Shareability\_OSH;
    memattrs.tags = MemTag\_Untagged;
    memattrs.xs = '1';
elsif accdesc.acctype == AccessType\_SPE && EffectivePMBLIMITR\_EL1\_nVM() == '1' then
    memattrs = S1DecodeMemAttrs(PMBMAR_EL1.Attr, PMBMAR_EL1.SH, TRUE,
                                walkparams, accdesc.acctype);
elsif accdesc.acctype == AccessType\_TRBE && EffectiveTRBLIMITR\_EL1\_nVM() == '1' then
    memattrs = S1DecodeMemAttrs(TRBMAR_EL1.Attr, TRBMAR_EL1.SH, TRUE,
                                walkparams, accdesc.acctype);
else
    memattrs.memtype = MemType\_Device;
    memattrs.device = DeviceType\_nGnRnE;
    memattrs.shareability = Shareability\_OSH;
    if walkparams.mtx == '1' then
        memattrs.tags = MemTag\_CanonicallyTagged;
    else

```

```

        memattrs.tags = MemTag\_Untagged;
        memattrs.xs    = '1';
        memattrs.notagaccess = FALSE;

if walkparams.mtx == '1' && walkparams.tbi == '0' && accdesc.acctype != AccessType\_IFETCH then
    // For the purpose of the checks in this function, the MTE tag bits are ignored.
    va<59:56> = if HasUnprivileged(regime) then Replicate(va<55>, 4) else '0000';

fault.level = 0;
constant AddressSize addrtop = AArch64.AddrTop(walkparams.tbid, accdesc.acctype,
                                             walkparams.tbi);
constant AddressSize pamax = AArch64.PAMax();

if !IsZero(va<addrtop:pamax>) then
    fault.statuscode = Fault\_AddressSize;
elseif AArch64.S1HasAlignmentFaultDueToMemType(regime, accdesc, aligned, walkparams.ntlsmd,
                                                memattrs) then
    fault.statuscode = Fault\_Alignment;

if fault.statuscode != Fault\_None then
    return (fault, AddressDescriptor UNKNOWN);
else
    ipa = CreateAddressDescriptor(va_in, oa, memattrs, accdesc);
    ipa.mecid = AArch64.S1DisabledOutputMECID(walkparams, regime, ipa.paddress.paspace);
    return (fault, ipa);

```



```

// AArch64.S1Translate()
// =====
// Translate VA to IPA/PA depending on the regime

(FaultRecord, AddressDescriptor) AArch64.S1Translate(FaultRecord fault_in, Regime regime,
                                                    bits(64) va, integer size, boolean aligned,
                                                    AccessDescriptor accdesc)

FaultRecord fault = fault_in;
// Prepare fault fields in case a fault is detected
fault.secondstage = FALSE;
fault.s2fslwalk   = FALSE;

if !AArch64.S1Enabled(regime, accdesc.acctype) then
    return AArch64.S1DisabledOutput(fault, regime, va, accdesc, aligned);

walkparams = AArch64.GetS1TTWParams(regime, accdesc.el, accdesc.ss, va);

constant integer slmintxsz = AArch64.S1MinTxSZ(regime, walkparams.dl28,
                                             walkparams.ds, walkparams.tgx);
constant integer slmaxtxsz = AArch64.MaxTxSZ(walkparams.tgx);
if AArch64.S1TxSZFaults(regime, walkparams) then
    fault.statuscode = Fault\_Translation;
    fault.level      = 0;
    return (fault, AddressDescriptor UNKNOWN);
elseif UInt(walkparams.txsz) < slmintxsz then
    walkparams.txsz = slmintxsz<5:0>;
elseif UInt(walkparams.txsz) > slmaxtxsz then
    walkparams.txsz = slmaxtxsz<5:0>;

if AArch64.VAIsOutOfRange(va, accdesc.acctype, regime, walkparams) then
    fault.statuscode = Fault\_Translation;
    fault.level      = 0;
    return (fault, AddressDescriptor UNKNOWN);

if accdesc.el == ELO && walkparams.e0pd == '1' then
    fault.statuscode = Fault\_Translation;
    fault.level      = 0;
    return (fault, AddressDescriptor UNKNOWN);

if (IsFeatureImplemented(FEAT_TME) && accdesc.el == ELO && walkparams.nfd == '1' &&
    accdesc.transactional) then
    fault.statuscode = Fault\_Translation;
    fault.level      = 0;
    return (fault, AddressDescriptor UNKNOWN);

if (IsFeatureImplemented(FEAT_SVE) && accdesc.el == ELO && walkparams.nfd == '1' &&
    ((accdesc.nonfault && accdesc.contiguous) ||
     (accdesc.firstfault && !accdesc.first && !accdesc.contiguous))) then
    fault.statuscode = Fault\_Translation;
    fault.level      = 0;
    return (fault, AddressDescriptor UNKNOWN);

AddressDescriptor descipaddr;
TTWState walkstate;
bits(128) descriptor;
if walkparams.dl28 == '1' then
    (fault, descipaddr, walkstate, descriptor) = AArch64.S1Walk(fault, walkparams, va,
                                                                regime, accdesc, 128);
else
    (fault, descipaddr, walkstate, descriptor<63:0>) = AArch64.S1Walk(fault, walkparams, va,
                                                                    regime, accdesc, 64);
    descriptor<127:64> = Zeros(64);
if fault.statuscode != Fault\_None then
    return (fault, AddressDescriptor UNKNOWN);

if AArch64.S1HasAlignmentFaultDueToMemType(regime, accdesc, aligned, walkparams.ntlsm,
                                             walkstate.memattrs) then
    fault.statuscode = Fault\_Alignment;

constant FaultRecord fault_perm = AArch64.S1CheckPermissions(fault, va, size, regime,

```

```

walkstate, walkparams, accdesc);

bits(128) mem_desc;
bits(128) new_desc = descriptor;

if AArch64.SetAccessFlag(walkparams.ha, accdesc, fault) then
    // Set descriptor AF bit
    new_desc<10> = '1';

// If HW update of dirty bit is enabled, the walk state permissions
// will already reflect a configuration permitting writes.
// The update of the descriptor occurs only if the descriptor bits in
// memory do not reflect that and the access instigates a write.

if AArch64.SetDirtyFlag(walkparams.hd, (walkparams.pie OR descriptor<51>),
    accdesc, fault, fault_perm) then
    // Clear descriptor AP[2]/nDirty bit permitting stage 1 writes
    new_desc<7> = '0';

if fault.statuscode == Fault\_None && fault_perm.statuscode != Fault\_None then
    fault = fault_perm;

// Either the access flag was clear or AP[2]/nDirty is set
if new_desc != descriptor then
    AddressDescriptor descaddr;
    descaccess = CreateAccDescTTEUpdate(accdesc);

    if regime == Regime\_EL10 && EL2Enabled() then
        FaultRecord s2fault;
        slaarch64 = TRUE;
        s2aligned = TRUE;
        (s2fault, descaddr) = AArch64.S2Translate(fault, descipaddr, slaarch64, s2aligned,
            descaccess);

        if s2fault.statuscode != Fault\_None then
            return (s2fault, AddressDescriptor UNKNOWN);

    else
        descaddr = descipaddr;
    if walkparams.d128 == '1' then
        (fault, mem_desc) = AArch64.MemSwapTableDesc(fault, descriptor, new_desc, walkparams.ee,
            descaccess, descaddr, 128);
    else
        (fault, mem_desc<63:0>) = AArch64.MemSwapTableDesc(fault, descriptor<63:0>,
            new_desc<63:0>, walkparams.ee,
            descaccess, descaddr, 64);

        mem_desc<127:64> = Zeros(64);

    if fault.statuscode != Fault\_None then
        if (accdesc.acctype == AccessType\_AT &&
            !(boolean IMPLEMENTATION_DEFINED "AT reports the HW update fault")) then
            // Mask the fault
            fault.statuscode = Fault\_None;
        else
            return (fault, AddressDescriptor UNKNOWN);
    elseif new_desc != descriptor && mem_desc != new_desc then
        // HW update of Dirty state or AF was not successful due to the descriptor being updated
        // not matching the descriptor used for translation. Due to this, the walk is restarted.
        return AArch64.S1Translate(fault_in, regime, va, size, aligned, accdesc);

if fault.statuscode != Fault\_None then
    return (fault, AddressDescriptor UNKNOWN);

// Output Address
oa = StageOA(va, walkparams.d128, walkparams.tgx, walkstate);
MemoryAttributes memattrs;
if AArch64.S1TreatAsNormalNC(walkstate, regime, accdesc) then
    // Treat memory attributes as Normal Non-Cacheable
    memattrs = NormalNCMemAttr();
    memattrs.xs = walkstate.memattrs.xs;

```



```

// The effect of SCTLR_ELx.C when '0' is Constrained UNPREDICTABLE on the Tagged attribute
// when the memory region is Allocation Tagged.
if (IsFeatureImplemented(FEAT_MTE2) &&
    walkstate.memattrs.tags == MemTag\_AllocationTagged &&
    ConstrainUnpredictableBool(Unpredictable\_S1CTAGGED)) then
    memattrs.tags = MemTag\_AllocationTagged;
// SCTLR_ELx.C has no effect on whether the memory region is treated as Canonically Tagged.
elseif (IsFeatureImplemented(FEAT_MTE_CANONICAL_TAGS) &&
    walkstate.memattrs.tags == MemTag\_CanonicallyTagged) then
    memattrs.tags = MemTag\_CanonicallyTagged;
else
    memattrs = walkstate.memattrs;

// Shareability value of stage 1 translation subject to stage 2 is IMPLEMENTATION DEFINED
// to be either effective value or descriptor value
if (regime == Regime\_EL10 && EL2Enabled() && HCR_EL2.VM == '1' &&
    !(boolean IMPLEMENTATION_DEFINED "Apply effective shareability at stage 1")) then
    memattrs.shareability = walkstate.memattrs.shareability;
else
    memattrs.shareability = EffectiveShareability(memattrs);

ipa = CreateAddressDescriptor(va, oa, memattrs, accdesc);
ipa.slassured = walkstate.slassured;
varange = AArch64.GetVARange(va);
ipa.mecid = AArch64.S1OutputMECID(walkparams, regime, varange, ipa.paddress.paspace,
    descriptor);

if (accdesc.atomicop && !IsWBShareable(memattrs) &&
    ConstrainUnpredictableBool(Unpredictable\_Atomic\_MMU\_IMPDEF\_FAULT)) then
    fault.statuscode = Fault\_Exclusive;
    return (fault, ipa);

if accdesc.ls64 && memattrs.memtype == MemType\_Normal then
    if IsFeatureImplemented(FEAT_LS64WB) && !accdesc.withstatus then
        if (!IsWBShareable(memattrs) &&
            !(memattrs.inner.attrs == MemAttr\_NC &&
                memattrs.outer.attrs == MemAttr\_NC) &&
            (boolean IMPLEMENTATION_DEFINED
                "LD64B or ST64B faults to cacheable non-iWBoWB memory")) then
            fault.statuscode = Fault\_Exclusive;
            return (fault, ipa);
        elseif !(memattrs.inner.attrs == MemAttr\_NC && memattrs.outer.attrs == MemAttr\_NC) then
            fault.statuscode = Fault\_Exclusive;
            return (fault, ipa);

return (fault, ipa);

```

Library pseudocode for aarch64/translation/vmsa_translation/AArch64.S1TreatAsNormalNC

```

// AArch64.S1TreatAsNormalNC()
// =====
// Returns TRUE if stage 1 memory attributes should be treated as Normal Non-Cacheable

boolean AArch64.S1TreatAsNormalNC(TTWState walkstate, Regime regime, AccessDescriptor accdesc)
return ((accdesc.acctype == AccessType\_IFETCH &&
    (walkstate.memattrs.memtype == MemType\_Device || !AArch64.S1ICacheEnabled(regime))) ||
    (accdesc.acctype != AccessType\_IFETCH &&
    !AArch64.S1DCacheEnabled(regime) && walkstate.memattrs.memtype == MemType\_Normal));

```



```

// AArch64.S2Translate()
// =====
// Translate stage 1 IPA to PA and combine memory attributes

(FaultRecord, AddressDescriptor) AArch64.S2Translate(FaultRecord fault_in, AddressDescriptor ipa,
                                                    boolean slaarch64, boolean aligned,
                                                    AccessDescriptor accdesc)

walkparams = AArch64.GetS2TTWParams(accdesc.ss, ipa.paddress.paspace, slaarch64);
FaultRecord fault = fault_in;
boolean s2fslmro;
// Prepare fault fields in case a fault is detected
fault.statuscode = Fault\_None; // Ignore any faults from stage 1
fault.dirtybit    = FALSE;
fault.overlay     = FALSE;
fault.tagaccess   = FALSE;
fault.sltagnodata = FALSE;
fault.secondstage = TRUE;
fault.s2fslwalk   = accdesc.acctype == AccessType\_TTW;
fault.ipaddress   = ipa.paddress;

if walkparams.vm != '1' then
    // Stage 2 translation is disabled
    return (fault, ipa);

constant integer s2mintxsxsz = AArch64.S2MinTxSZ(walkparams.d128, walkparams.ds,
                                                    walkparams.tgx, slaarch64);
constant integer s2maxtxsz = AArch64.MaxTxSZ(walkparams.tgx);
if AArch64.S2TxSZFaults(walkparams, slaarch64) then
    fault.statuscode = Fault\_Translation;
    fault.level      = 0;
    return (fault, AddressDescriptor UNKNOWN);
elseif UInt(walkparams.txsz) < s2mintxsxsz then
    walkparams.txsz = s2mintxsxsz<5:0>;
elseif UInt(walkparams.txsz) > s2maxtxsz then
    walkparams.txsz = s2maxtxsz<5:0>;

if (walkparams.d128 == '0' &&
    (AArch64.S2InvalidSL(walkparams) || AArch64.S2InconsistentSL(walkparams))) then
    fault.statuscode = Fault\_Translation;
    fault.level      = 0;
    return (fault, AddressDescriptor UNKNOWN);

if AArch64.IPAIsOutOfRange(ipa.paddress.address, walkparams) then
    fault.statuscode = Fault\_Translation;
    fault.level      = 0;
    return (fault, AddressDescriptor UNKNOWN);

AddressDescriptor descpaddr;
TTWState walkstate;
bits(128) descriptor;
if walkparams.d128 == '1' then
    (fault, descpaddr, walkstate, descriptor) = AArch64.S2Walk(fault, ipa, walkparams,
                                                            accdesc, 128);
else
    (fault, descpaddr, walkstate, descriptor<63:0>) = AArch64.S2Walk(fault, ipa, walkparams,
                                                                    accdesc, 64);

    descriptor<127:64> = Zeros(64);
if fault.statuscode != Fault\_None then
    return (fault, AddressDescriptor UNKNOWN);

if AArch64.S2HasAlignmentFaultDueToMemType(accdesc, aligned, walkstate.memattrs) then
    fault.statuscode = Fault\_Alignment;

FaultRecord fault_perm;
(fault_perm, s2fslmro) = AArch64.S2CheckPermissions(fault, walkstate, walkparams, ipa, accdesc);

bits(128) mem_desc;
bits(128) new_desc = descriptor;

if AArch64.SetAccessFlag(walkparams.ha, accdesc, fault) then

```

```

    // Set descriptor AF bit
    new_desc<10> = '1';

// If HW update of dirty bit is enabled, the walk state permissions
// will already reflect a configuration permitting writes.
// The update of the descriptor occurs only if the descriptor bits in
// memory do not reflect that and the access instigates a write.

if AArch64.SetDirtyFlag(walkparams.hd, (walkparams.s2pie OR descriptor<51>),
    accdesc, fault, fault_perm) then
    // Set descriptor S2AP[1]/Dirty bit permitting stage 2 writes
    new_desc<7> = '1';

if fault.statuscode == Fault\_None && fault_perm.statuscode != Fault\_None then
    fault = fault_perm;

// Either the access flag was clear or S2AP[1]/Dirty is clear
if new_desc != descriptor then
    if walkparams.hdbss == '1' && descriptor<7> == '0' && new_desc<7> == '1' then
        fault = AppendToHDBSS(fault, ipa.paddress, accdesc, walkparams, walkstate.level);

    // If an error, other than a synchronous External abort, occurred on the HDBSS update,
    // stage 2 hardware update of dirty state is not permitted.
    if (HDBSSPROD_EL2.FSC != '101000' &&
        (!fault.hdbssf || IsExternalAbort(fault.statuscode))) then
        constant AccessDescriptor descaccess = CreateAccDescTTEUpdate(accdesc);
        if walkparams.d128 == '1' then
            (fault, mem_desc) = AArch64.MemSwapTableDesc(fault, descriptor, new_desc,
                walkparams.ee, descaccess,
                descpaddr, 128);
        else
            (fault, mem_desc<63:0>) = AArch64.MemSwapTableDesc(fault, descriptor<63:0>,
                new_desc<63:0>, walkparams.ee,
                descaccess, descpaddr, 64);

            mem_desc<127:64> = Zeros(64);

    if fault.statuscode != Fault\_None then
        if (accdesc.acctype == AccessType\_AT &&
            !(boolean IMPLEMENTATION_DEFINED "AT reports the HW update fault")) then
            // Mask the fault
            fault.statuscode = Fault\_None;
        else
            return (fault, AddressDescriptor UNKNOWN);
    elsif new_desc != descriptor && mem_desc != new_desc then
        // HW update of Dirty state or AF was not successful due to the descriptor being updated
        // not matching the descriptor used for translation. Due to this, the walk is restarted.
        return AArch64.S2Translate(fault_in, ipa, slaarch64, aligned, accdesc);

if fault.statuscode != Fault\_None then
    return (fault, AddressDescriptor UNKNOWN);

ipa_64 = ZeroExtend(ipa.paddress.address, 64);
// Output Address
oa = StageOA(ipa_64, walkparams.d128, walkparams.tgx, walkstate);
MemoryAttributes s2_memattrs;

if AArch64.S2TreatAsNormalNC(walkstate, walkparams, accdesc) then
    // Treat memory attributes as Normal Non-Cacheable
    s2_memattrs = NormalNCMemAttr();
    s2_memattrs.xs = walkstate.memattrs.xs;
else
    s2_memattrs = walkstate.memattrs;

s2aarch64 = TRUE;
MemoryAttributes memattrs;
if walkparams.fwb == '0' then
    memattrs = S2CombineS1MemAttrs(ipa.memattrs, s2_memattrs, s2aarch64);
else
    memattrs = s2_memattrs;

```

```

pa = CreateAddressDescriptor(ipa.vaddress, oa, memattrs, accdesc);
pa.s2fslmro = s2fslmro;
pa.mecid = AArch64.S2OutputMECID(walkparams, pa.paddress.paspace, descriptor);

if (accdesc.atomicop && !IsWBShareable(s2_memattrs) &&
    ConstrainUnpredictableBool(Unpredictable\_Atomic\_MMU\_IMPDEF\_FAULT)) then
    fault.statuscode = Fault\_Exclusive;
    return (fault, pa);

if accdesc.ls64 && s2_memattrs.memtype == MemType\_Normal then
    if IsFeatureImplemented(FEAT_LS64WB) && !accdesc.withstatus then
        if (!IsWBShareable(s2_memattrs) &&
            !(s2_memattrs.inner.attrs == MemAttr\_NC &&
              s2_memattrs.outer.attrs == MemAttr\_NC) &&
            (boolean IMPLEMENTATION_DEFINED
              "LD64B or ST64B faults to cacheable non-iWBoWB memory")) then
            fault.statuscode = Fault\_Exclusive;
            return (fault, ipa);
        elsif !(s2_memattrs.inner.attrs == MemAttr\_NC && s2_memattrs.outer.attrs == MemAttr\_NC) then
            fault.statuscode = Fault\_Exclusive;
            return (fault, ipa);

return (fault, pa);

```

Library pseudocode for aarch64/translation/vmsa_translation/AArch64.S2TreatAsNormalNC

```

// AArch64.S2TreatAsNormalNC()
// =====
// Returns TRUE if stage 2 memory attributes should be treated as Normal Non-cacheable

boolean AArch64.S2TreatAsNormalNC(TTWState walkstate, S2TTWParams walkparams,
    AccessDescriptor accdesc)
return ((accdesc.acctype == AccessType\_TTW &&
    walkstate.memattrs.memtype == MemType\_Device && walkparams.ptw == '0') ||
    (accdesc.acctype == AccessType\_IFETCH &&
    (walkstate.memattrs.memtype == MemType\_Device || HCR_EL2.ID == '1')) ||
    (accdesc.acctype != AccessType\_IFETCH &&
    walkstate.memattrs.memtype == MemType\_Normal && !S2DCacheEnabled()));

```

Library pseudocode for aarch64/translation/vmsa_translation/AArch64.SetAccessFlag

```

// AArch64.SetAccessFlag()
// =====
// Determine whether the access flag could be set by HW given the fault status

boolean AArch64.SetAccessFlag(bit ha, AccessDescriptor accdesc, FaultRecord fault)
if ha == '0' || !AArch64.SettingAccessFlagPermitted(fault) then
    return FALSE;
elsif accdesc.acctype == AccessType\_AT then
    return boolean IMPLEMENTATION_DEFINED "AT updates AF";
elsif accdesc.acctype IN {AccessType\_DC, AccessType\_IC} then
    return boolean IMPLEMENTATION_DEFINED "Generate access flag fault on IC/DC operations";
else
    // Set descriptor AF bit
    return TRUE;

```

Library pseudocode for aarch64/translation/vmsa_translation/AArch64.SetDirtyFlag

```
// AArch64.SetDirtyFlag()
// =====
// Determine whether the dirty flag could be set by HW given the fault status

boolean AArch64.SetDirtyFlag(bits(1) hd, bits(1) dbm, AccessDescriptor accdesc, FaultRecord fault,
                             FaultRecord fault_perm)
    if hd == '0' then
        return FALSE;
    elseif !AArch64.SettingDirtyStatePermitted(fault, fault_perm) then
        return FALSE;
    elseif accdesc.acctype IN {AccessType\_AT, AccessType\_IC, AccessType\_DC} then
        return FALSE;
    elseif !accdesc.write then
        return FALSE;
    else
        return dbm == '1';
```

Library pseudocode for aarch64/translation/vmsa_translation/AArch64.SettingAccessFlagPermitted

```
// AArch64.SettingAccessFlagPermitted()
// =====
// Determine whether the access flag could be set by HW given the fault status

boolean AArch64.SettingAccessFlagPermitted(FaultRecord fault)
    if fault.statuscode == Fault\_None then
        return TRUE;
    elseif fault.statuscode IN {Fault\_Alignment, Fault\_Permission} then
        return ConstrainUnpredictableBool(Unpredictable\_AFUPDATE);
    else
        return FALSE;
```

Library pseudocode for aarch64/translation/vmsa_translation/AArch64.SettingDirtyStatePermitted

```
// AArch64.SettingDirtyStatePermitted()
// =====
// Determine whether the dirty state could be set by HW given the fault status

boolean AArch64.SettingDirtyStatePermitted(FaultRecord fault, FaultRecord fault_perm)
    if fault_perm.statuscode != Fault\_None then
        return FALSE;
    elseif fault.statuscode == Fault\_None then
        return TRUE;
    elseif fault.statuscode == Fault\_Alignment then
        return ConstrainUnpredictableBool(Unpredictable\_DBUPDATE);
    else
        return FALSE;
```

Library pseudocode for aarch64/translation/vmsa_translation/AArch64.TranslateAddress

```
// AArch64.TranslateAddress()
// =====
// Main entry point for translating an address

AddressDescriptor AArch64.TranslateAddress(bits(64) va, AccessDescriptor accdesc,
                                           boolean aligned, integer size)
    if (SPESampleInFlight && ! accdesc.acctype IN {AccessType\_IFETCH,
                                                  AccessType\_TRBE,
                                                  AccessType\_SPE}) then
        SPEStartCounter(SPECounterPosTranslationLatency);

    AddressDescriptor result = AArch64.FullTranslate(va, size, accdesc, aligned);

    if !IsFault(result) && accdesc.acctype != AccessType\_IFETCH then
        result.fault = AArch64.CheckDebug(va, accdesc, size);

    if (IsFeatureImplemented(FEAT_RME) && !IsFault(result) &&
        (accdesc.acctype != AccessType\_DC ||
         boolean IMPLEMENTATION_DEFINED "GPC Fault on DC operations")) then
        result.fault.gpcf = GranuleProtectionCheck(result, accdesc);

        if result.fault.gpcf.gpcf != GPCF\_None then
            result.fault.statuscode = Fault\_GPCFOnOutput;
            result.fault.paddress = result.paddress;
            result.fault.vaddress = result.vaddress;

    if !IsFault(result) && accdesc.acctype == AccessType\_IFETCH then
        result.fault = AArch64.CheckDebug(va, accdesc, size);

    if (SPESampleInFlight && ! accdesc.acctype IN {AccessType\_IFETCH,
                                                  AccessType\_TRBE,
                                                  AccessType\_SPE}) then
        SPEStopCounter(SPECounterPosTranslationLatency);

    // Update virtual address for abort functions
    result.vaddress = ZeroExtend(va, 64);

    return result;
```

Library pseudocode for aarch64/translation/vmsa_tentry/AArch64.BlockDescSupported

```
// AArch64.BlockDescSupported()
// =====
// Determine whether a block descriptor is valid for the given granule size
// and level

boolean AArch64.BlockDescSupported(bit d128, bit ds, TGx tgx, integer level)
    case tgx of
        when TGx\_4KB return ((level == 0 && (ds == '1' || d128 == '1')) ||
                             level == 1 ||
                             level == 2);
        when TGx\_16KB return ((level == 1 && (ds == '1' || d128 == '1')) ||
                              level == 2);
        when TGx\_64KB return ((level == 1 && (d128 == '1' || AArch64.PAMax() >= 52)) ||
                              level == 2);

    return FALSE;
```

Library pseudocode for aarch64/translation/vmsa_ttentry/AArch64.BlocknTFaults

```
// AArch64.BlocknTFaults()
// =====
// Identify whether the nT bit in a block descriptor is effectively set
// causing a translation fault

boolean AArch64.BlocknTFaults(bit d128, bits(N) descriptor)
    bit nT;
    if !IsFeatureImplemented(FEAT_BBM) then
        return FALSE;
    nT = if d128 == '1' then descriptor<6> else descriptor<16>;
    bbm_level = AArch64.BlockBBMSupportLevel\(\);
    nT_faults = (boolean IMPLEMENTATION_DEFINED
        "BBM level 1 or 2 support nT bit causes Translation Fault");

    return bbm_level IN {1, 2} && nT == '1' && nT_faults;
```

Library pseudocode for aarch64/translation/vmsa_ttentry/AArch64.ContiguousBit

```
// AArch64.ContiguousBit()
// =====
// Get the value of the contiguous bit

bit AArch64.ContiguousBit(TGx tgx, bit d128, integer level, bits(N) descriptor)
    if d128 == '1' then
        if (tgx == TGx\_64KB && level == 1) || (tgx == TGx\_4KB && level == 0) then
            return '0'; // RES0
        else
            return descriptor<111>;
    // When using TGx 64KB and FEAT_LPA is implemented,
    // the Contiguous bit is RES0 for Block descriptors at level 1

    if tgx == TGx\_64KB && level == 1 then
        return '0'; // RES0

    // When the effective value of TCR_ELx.DS is '1',
    // the Contiguous bit is RES0 for all the following:
    // * For TGx 4KB, Block descriptors at level 0
    // * For TGx 16KB, Block descriptors at level 1

    if tgx == TGx\_16KB && level == 1 then
        return '0'; // RES0

    if tgx == TGx\_4KB && level == 0 then
        return '0'; // RES0

    return descriptor<52>;
```


Library pseudocode for aarch64/translation/vmsa_ttentry/AArch64.DecodeDescriptorType

```
// AArch64.DecodeDescriptorType()
// =====
// Determine whether the descriptor is a page, block or table

DescriptorType AArch64.DecodeDescriptorType(bits(N) descriptor, bit d128, bit ds,
                                           TGx tgx, integer level)

    if descriptor<0> == '0' then
        return DescriptorType\_Invalid;
    elsif d128 == '1' then
        constant bits(2) skl = descriptor<110:109>;
        if tgx IN {TGx\_16KB, TGx\_64KB} && UInt(skl) == 3 then
            return DescriptorType\_Invalid;

            constant integer effective_level = level + UInt(skl);
            if effective_level > FINAL\_LEVEL then
                return DescriptorType\_Invalid;
            elsif effective_level == FINAL\_LEVEL then
                return DescriptorType\_Leaf;
            else
                return DescriptorType\_Table;
        else
            if descriptor<1> == '1' then
                if level == FINAL\_LEVEL then
                    return DescriptorType\_Leaf;
                else
                    return DescriptorType\_Table;
            elsif descriptor<1> == '0' then
                if AArch64.BlockDescSupported(d128, ds, tgx, level) then
                    return DescriptorType\_Leaf;
                else
                    return DescriptorType\_Invalid;
            unreachable();
```

Library pseudocode for aarch64/translation/vmsa_ttentry/AArch64.S1ApplyOutputPerms

```
// AArch64.S1ApplyOutputPerms()
// =====
// Apply output permissions encoded in stage 1 page/block descriptors

Permissions AArch64.S1ApplyOutputPerms(Permissions permissions_in, bits(N) descriptor,
                                         Regime regime, S1TTWParams walkparams)
    Permissions permissions = permissions_in;

    bits (4) pi_index;
    if walkparams.pie == '1' then
        if walkparams.dl28 == '1' then
            pi_index = descriptor<118:115>;
        else
            pi_index = descriptor<54:53>:descriptor<51>:descriptor<6>;
        permissions.ppi = Elem[walkparams.pir, UInt(pi_index), 4];
        permissions.upi = Elem[walkparams.pire0, UInt(pi_index), 4];
        permissions.ndirty = descriptor<7>;
    else
        if regime == Regime\_EL10 && EL2Enabled() && walkparams.nv1 == '1' then
            permissions.ap<2:1> = descriptor<7>:'0';
            permissions.pxn = descriptor<54>;
        elseif HasUnprivileged(regime) then
            permissions.ap<2:1> = descriptor<7:6>;
            permissions.uxn = descriptor<54>;
            permissions.pxn = descriptor<53>;
        else
            permissions.ap<2:1> = descriptor<7>:'1';
            permissions.xn = descriptor<54>;
            permissions.dbm = descriptor<51>;
    if IsFeatureImplemented(FEAT_S1POE) then
        if walkparams.dl28 == '1' then
            permissions.po_index = descriptor<124:121>;
        else
            permissions.po_index = '0':descriptor<62:60>;

    return permissions;
```

Library pseudocode for aarch64/translation/vmsa_tentry/AArch64.S1ApplyTablePerms

```
// AArch64.S1ApplyTablePerms()
// =====
// Apply hierarchical permissions encoded in stage 1 table descriptors

Permissions AArch64.S1ApplyTablePerms(Permissions permissions_in, bits(64) descriptor,
                                       Regime regime, S1TTWParams walkparams)
    Permissions permissions = permissions_in;
    bits(2) ap_table;
    bit pxn_table;
    bit uxn_table;
    bit xn_table;
    if regime == Regime\_EL10 && EL2Enabled() && walkparams.nv1 == '1' then
        ap_table = descriptor<62>:'0';
        pxn_table = descriptor<60>;
        permissions.ap_table = permissions.ap_table OR ap_table;
        permissions.pxn_table = permissions.pxn_table OR pxn_table;

    elsif HasUnprivileged(regime) then
        ap_table = descriptor<62:61>;
        uxn_table = descriptor<60>;
        pxn_table = descriptor<59>;
        permissions.ap_table = permissions.ap_table OR ap_table;
        permissions.uxn_table = permissions.uxn_table OR uxn_table;
        permissions.pxn_table = permissions.pxn_table OR pxn_table;
    else
        ap_table = descriptor<62>:'0';
        xn_table = descriptor<60>;
        permissions.ap_table = permissions.ap_table OR ap_table;
        permissions.xn_table = permissions.xn_table OR xn_table;

    return permissions;
```

Library pseudocode for aarch64/translation/vmsa_ttentry/AArch64.S2ApplyOutputPerms

```
// AArch64.S2ApplyOutputPerms()
// =====
// Apply output permissions encoded in stage 2 page/block descriptors

Permissions AArch64.S2ApplyOutputPerms(bits(N) descriptor, S2TTWParams walkparams)
    Permissions permissions;
    bits(4) s2pi_index;
    if walkparams.s2pie == '1' then
        if walkparams.dl28 == '1' then
            s2pi_index = descriptor<118:115>;
        else
            s2pi_index = descriptor<54:53,51,6>;
        permissions.s2pi = Elem[walkparams.s2pir, UInt(s2pi_index), 4];
        permissions.s2dirty = descriptor<7>;
    else
        permissions.s2ap = descriptor<7:6>;
        if walkparams.dl28 == '1' then
            permissions.s2xn = descriptor<118>;
        else
            permissions.s2xn = descriptor<54>;

        if IsFeatureImplemented(FEAT_XNX) then
            if walkparams.dl28 == '1' then
                permissions.s2xnx = descriptor<117>;
            else
                permissions.s2xnx = descriptor<53>;
        else
            permissions.s2xnx = '0';

        permissions.dbm = descriptor<51>;
    if IsFeatureImplemented(FEAT_S2POE) then
        if walkparams.dl28 == '1' then
            permissions.s2po_index = descriptor<124:121>;
        else
            permissions.s2po_index = descriptor<62:59>;
    return permissions;
```

Library pseudocode for aarch64/translation/vmsa_walk/AArch64.S1InitialTTWState

```
// AArch64.S1InitialTTWState()
// =====
// Set properties of first access to translation tables in stage 1

TTWState AArch64.S1InitialTTWState(S1TTWParams walkparams, bits(64) va, Regime regime,
                                   SecurityState ss)

    TTWState      walkstate;
    FullAddress   tablebase;
    Permissions   permissions;
    bits(128)     ttbr;

    ttbr          = AArch64.S1TTBR(regime, va);
    case ss of
        when SS Secure      tablebase.paspace = PAS Secure;
        when SS NonSecure  tablebase.paspace = PAS NonSecure;
        when SS Root       tablebase.paspace = PAS Root;
        when SS Realm      tablebase.paspace = PAS Realm;

    tablebase.address = AArch64.S1TTBaseAddress(walkparams, regime, ttbr);

    permissions.ap_table = '00';
    if HasUnprivileged(regime) then
        permissions.uxn_table = '0';
        permissions.pxn_table = '0';
    else
        permissions.xn_table = '0';

    walkstate.baseaddress = tablebase;
    walkstate.level       = AArch64.S1StartLevel(walkparams);
    walkstate.istable     = TRUE;
    // In regimes that support global and non-global translations, translation
    // table entries from lookup levels other than the final level of lookup
    // are treated as being non-global
    walkstate.nG          = if HasUnprivileged(regime) then '1' else '0';
    walkstate.memattrs    = WalkMemAttrs(walkparams.sh, walkparams.irgn, walkparams.orgn);
    walkstate.permissions = permissions;
    if regime == Regime\_EL10 && EL2Enabled() && HCR_EL2.VM == '1' then
        if ((AArch64.GetVARange(va) == VARange\_LOWER && VTCR_EL2.TL0 == '1') ||
            (AArch64.GetVARange(va) == VARange\_UPPER && VTCR_EL2.TL1 == '1')) then
            walkstate.slassured = TRUE;
        else
            walkstate.slassured = FALSE;
    else
        walkstate.slassured = FALSE;
    walkstate.disch = walkparams.disch;

    return walkstate;
```



```

// AArch64.S1NextWalkStateLeaf()
// =====
// Decode stage 1 page or block descriptor as output to this stage of translation

TTWState AArch64.S1NextWalkStateLeaf(TTWState currentstate, boolean s2fslmro, Regime regime,
                                     AccessDescriptor accdesc, S1TTWParams walkparams,
                                     bits(N) descriptor)

TTWState    nextstate;
FullAddress baseaddress;
baseaddress.address = AArch64.S1LeafBase(descriptor, walkparams, currentstate.level);

if currentstate.baseaddress.paspace == PAS\_Secure then
    // Determine PA space of the block from NS bit
    constant bit ns = if walkparams.d128 == '1' then descriptor<127> else descriptor<5>;
    baseaddress.paspace = if ns == '0' then PAS\_Secure else PAS\_NonSecure;
elseif currentstate.baseaddress.paspace == PAS\_Root then
    // Determine PA space of the block from NSE and NS bits
    constant bit ns = if walkparams.d128 == '1' then descriptor<127> else descriptor<5>;
    constant bit nse = descriptor<11>;
    constant bit nse2 = '0'; // NSE2 has the Effective value of 0 within a PE.
    baseaddress.paspace = DecodePASpace(nse2, nse, ns);

    // If Secure state is not implemented, but RME is,
    // force Secure space accesses to Non-secure space
    if baseaddress.paspace == PAS\_Secure && !HaveSecureState() then
        baseaddress.paspace = PAS\_NonSecure;

elseif (currentstate.baseaddress.paspace == PAS\_Realm &&
        regime IN {Regime\_EL2, Regime\_EL20}) then
    // Realm EL2 and EL2&0 regimes have a stage 1 NS bit
    constant bit ns = if walkparams.d128 == '1' then descriptor<127> else descriptor<5>;
    baseaddress.paspace = if ns == '0' then PAS\_Realm else PAS\_NonSecure;
elseif currentstate.baseaddress.paspace == PAS\_Realm then
    // Realm EL1&0 regime does not have a stage 1 NS bit
    baseaddress.paspace = PAS\_Realm;
else
    baseaddress.paspace = PAS\_NonSecure;

nextstate.istable      = FALSE;
nextstate.level        = currentstate.level;
nextstate.baseaddress = baseaddress;

bits(4) attrindx;
if walkparams.aie == '1' then
    if walkparams.d128 == '1' then
        attrindx = descriptor<5:2>;
    else
        attrindx = descriptor<59,4:2>;
else
    attrindx = '0':descriptor<4:2>;

bits(2) sh;
if walkparams.d128 == '1' then
    sh = descriptor<9:8>;
elseif walkparams.ds == '1' then
    sh = walkparams.sh;
else
    sh = descriptor<9:8>;
attr = AArch64.MAIRAttr(UInt(attrindx), walkparams.mair2, walkparams.mair);
slaarch64 = TRUE;

nextstate.memattrs = S1DecodeMemAttrs(attr, sh, slaarch64, walkparams, accdesc.acctype);
nextstate.permissions = AArch64.S1ApplyOutputPerms(currentstate.permissions,
                                                    descriptor, regime, walkparams);

bit protectedbit;
if walkparams.d128 == '1' then
    protectedbit = descriptor<114>;
else
    protectedbit = if walkparams.pnch == '1' then descriptor<52> else '0';
if (currentstate.slassured && s2fslmro && protectedbit == '1') then

```

```

    nextstate.slassured = TRUE;
else
    nextstate.slassured = FALSE;

if walkparams.pnch == '1' || currentstate.disch == '1' then
    nextstate.contiguous = '0';
else
    nextstate.contiguous = AArch64.ContiguousBit(walkparams.tgx, walkparams.d128,
                                                currentstate.level, descriptor);
if !HasUnprivileged(regime) then
    nextstate.nG = '0';
elseif accdesc.ss == SS\_Secure && currentstate.baseaddress.paspace == PAS\_NonSecure then
    // In Secure state, a translation must be treated as non-global,
    // regardless of the value of the nG bit,
    // if NSTable is set to 1 at any level of the translation table walk
    nextstate.nG = '1';
elseif walkparams.fng == '1' then
    // Translations are treated as non-global regardless of the value of the nG bit.
    nextstate.nG = '1';
elseif (regime == Regime\_EL10 && EL2Enabled() && HCR_EL2.VM == '1' &&
        (walkparams.d128 == '1' || walkparams.pnch == '1') &&
        !nextstate.slassured && walkparams.fngna == '1') then
    // Translations are treated as non-global regardless of the value of the nG bit.
    nextstate.nG = '1';
else
    nextstate.nG = descriptor<11>;

if walkparams.d128 == '1' then
    nextstate.guardedpage = descriptor<113>;
else
    nextstate.guardedpage = descriptor<50>;

return nextstate;

```


Library pseudocode for aarch64/translation/vmsa_walk/AArch64.S1NextWalkStateTable

```
// AArch64.S1NextWalkStateTable()
// =====
// Decode stage 1 table descriptor to transition to the next level

TTWState AArch64.S1NextWalkStateTable(TTWState currentstate, boolean s2fslmro, Regime regime,
S1TTWParams walkparams, bits(N) descriptor)

TTWState    nextstate;
FullAddress tablebase;
constant bits(2) skl = if walkparams.d128 == '1' then descriptor<110:109> else '00';

tablebase.address = AArch64.NextTableBase(descriptor, walkparams.d128,
                                           skl, walkparams.ds,
                                           walkparams.tgx);

if currentstate.baseaddress.paspace == PAS\_Secure then
    // Determine PA space of the next table from NSTable bit
    bit nstable;
    nstable = if walkparams.d128 == '1' then descriptor<127> else descriptor<63>;
    tablebase.paspace = if nstable == '0' then PAS\_Secure else PAS\_NonSecure;
else
    // Otherwise bit 63 is RES0 and there is no NSTable bit
    tablebase.paspace = currentstate.baseaddress.paspace;

nextstate.istable      = TRUE;
nextstate.nG          = currentstate.nG;
if walkparams.d128 == '1' then
    nextstate.level    = currentstate.level + UInt(skl) + 1;
else
    nextstate.level    = currentstate.level + 1;
nextstate.baseaddress = tablebase;
nextstate.memattrs    = currentstate.memattrs;
if walkparams.hpd == '0' && walkparams.pie == '0' then
    nextstate.permissions = AArch64.S1ApplyTablePerms(currentstate.permissions,
                                                       descriptor<63:0>, regime, walkparams);
else
    nextstate.permissions = currentstate.permissions;
bit protectedbit;
if walkparams.d128 == '1' then
    protectedbit = descriptor<114>;
else
    protectedbit = if walkparams.pnch == '1' then descriptor<52> else '0';
if (currentstate.slassured && s2fslmro && protectedbit == '1') then
    nextstate.slassured = TRUE;
else
    nextstate.slassured = FALSE;
nextstate.disch = if walkparams.d128 == '1' then descriptor<112> else '0';

return nextstate;
```



```

// AArch64.S1Walk()
// =====
// Traverse stage 1 translation tables obtaining the final descriptor
// as well as the address leading to that descriptor

(FaultRecord, AddressDescriptor, TTWState, bits(N)) AArch64.S1Walk(FaultRecord fault_in,
                                                                    S1TTWParams walkparams,
                                                                    bits(64) va, Regime regime,
                                                                    AccessDescriptor accdesc,
                                                                    integer N)

FaultRecord fault = fault_in;
boolean aligned;

if HasUnprivileged(regime) && AArch64.S1EPD(regime, va) == '1' then
    fault.statuscode = Fault\_Translation;
    fault.level      = 0;
    return (fault, AddressDescriptor UNKNOWN, TTWState UNKNOWN, bits(N) UNKNOWN);

walkstate = AArch64.S1InitialTTWState(walkparams, va, regime, accdesc.ss);
constant integer startlevel = walkstate.level;

if startlevel > 3 then
    fault.statuscode = Fault\_Translation;
    fault.level      = 0;
    return (fault, AddressDescriptor UNKNOWN, TTWState UNKNOWN, bits(N) UNKNOWN);

bits(N) descriptor;
AddressDescriptor walkaddress;
bits(2) skl = '00';
walkaddress.vaddress = va;
walkaddress.mecid = AArch64.S1TTWalkMECID(walkparams.emec, regime, accdesc.ss);

if !AArch64.S1DCacheEnabled(regime) then
    walkaddress.memattr = NormalNCMemAttr();
    walkaddress.memattr.xs = walkstate.memattr.xs;
else
    walkaddress.memattr = walkstate.memattr;

// Shareability value of stage 1 translation subject to stage 2 is IMPLEMENTATION DEFINED
// to be either effective value or descriptor value
if (regime == Regime\_EL10 && EL2Enabled() && HCR_EL2.VM == '1' &&
    !(boolean IMPLEMENTATION_DEFINED "Apply effective shareability at stage 1")) then
    walkaddress.memattr.shareability = walkstate.memattr.shareability;
else
    walkaddress.memattr.shareability = EffectiveShareability(walkaddress.memattr);

boolean s2fslmro = FALSE;

DescriptorType descctype;
FullAddress descaddress = AArch64.S1SLTTEEntryAddress(walkstate.level, walkparams, va,
                                                         walkstate.baseaddress);

// Detect Address Size Fault by Descriptor Address
if AArch64.S1OAOuOfRange(descaddress.address, walkparams) then
    fault.statuscode = Fault\_AddressSize;
    fault.level      = 0;
    return (fault, AddressDescriptor UNKNOWN, TTWState UNKNOWN, bits(N) UNKNOWN);

repeat
    fault.level = walkstate.level;
    walkaddress.paddress = descaddress;
    walkaddress.slassured = walkstate.slassured;

    constant boolean toplevel = walkstate.level == startlevel;
    constant VARange varange = AArch64.GetVARange(va);
    constant AccessDescriptor walkaccess = CreateAccDescS1TTW(toplevel, varange, accdesc);
    FaultRecord s2fault;
    AddressDescriptor s2walkaddress;
    if regime == Regime\_EL10 && EL2Enabled() then
        constant boolean slaarch64 = TRUE;

```

```

aligned    = TRUE;
(s2fault, s2walkaddress) = AArch64.S2Translate(fault, walkaddress, slaarch64, aligned,
                                              walkaccess);

if s2fault.statuscode != Fault\_None then
    return (s2fault, AddressDescriptor UNKNOWN, TTWState UNKNOWN,
            bits(N) UNKNOWN);

s2fslmro = s2walkaddress.s2fslmro;
(fault, descriptor) = FetchDescriptor(walkparams.ee, s2walkaddress, walkaccess,
                                       fault, N);
else
    (fault, descriptor) = FetchDescriptor(walkparams.ee, walkaddress, walkaccess,
                                       fault, N);

if fault.statuscode != Fault\_None then
    return (fault, AddressDescriptor UNKNOWN, TTWState UNKNOWN,
            bits(N) UNKNOWN);

bits(N) new_descriptor;
repeat
    new_descriptor = descriptor;
    desctype = AArch64.DecodeDescriptorType(descriptor, walkparams.d128, walkparams.ds,
                                             walkparams.tgx, walkstate.level);

    case desctype of
        when DescriptorType\_Table
            walkstate = AArch64.S1NextWalkStateTable(walkstate, s2fslmro,
                                                    regime, walkparams, descriptor);
            skl = if walkparams.d128 == '1' then descriptor<110:109> else '00';
            descaddress = AArch64.S1TTEntryAddress(walkstate.level, walkparams, skl, va,
                                                  walkstate.baseaddress, descriptor);

            // Detect Address Size Fault by Descriptor Address
            if AArch64.S1OAOOutOfRange(descaddress.address, walkparams) then
                fault.statuscode = Fault\_AddressSize;
                return (fault, AddressDescriptor UNKNOWN, TTWState UNKNOWN,
                        bits(N) UNKNOWN);

            if walkparams.haft == '1' then
                new_descriptor<10> = '1';
            if (walkparams.d128 == '1' && skl != '00' &&
                AArch64.BlocknTFaults(walkparams.d128, descriptor)) then
                fault.statuscode = Fault\_Translation;
                return (fault, AddressDescriptor UNKNOWN, TTWState UNKNOWN,
                        bits(N) UNKNOWN);

        when DescriptorType\_Leaf
            walkstate = AArch64.S1NextWalkStateLeaf(walkstate, s2fslmro,
                                                    regime, accdesc, walkparams,
                                                    descriptor);

        when DescriptorType\_Invalid
            fault.statuscode = Fault\_Translation;
            return (fault, AddressDescriptor UNKNOWN, TTWState UNKNOWN,
                    bits(N) UNKNOWN);

        otherwise
            Unreachable();

    if new_descriptor != descriptor then
        AddressDescriptor descpaddr;
        constant AccessDescriptor descaccess = CreateAccDescTTEUpdate(accdesc);
        if regime == Regime\_EL10 && EL2Enabled() then
            constant boolean slaarch64 = TRUE;
            aligned    = TRUE;
            (s2fault, descpaddr) = AArch64.S2Translate(fault, walkaddress,
                                                    slaarch64, aligned,
                                                    descaccess);

            if s2fault.statuscode != Fault\_None then
                return (s2fault, AddressDescriptor UNKNOWN,
                        TTWState UNKNOWN, bits(N) UNKNOWN);
        else

```

```

        descaddr = walkaddress;

        (fault, descriptor) = AArch64.MemSwapTableDesc(fault, descriptor, new_descriptor,
                                                    walkparams.tee, descaccess,
                                                    descaddr, N);

        if fault.statuscode != Fault\_None then
            return (fault, AddressDescriptor UNKNOWN,
                    TTWState UNKNOWN, bits(N) UNKNOWN);
        until new_descriptor == descriptor;
    until descype == DescriptorType\_Leaf;

    constant FullAddress oa = StageOA(va, walkparams.dl28, walkparams.tgx, walkstate);

    if (walkstate.contiguous == '1' &&
        AArch64.ContiguousBitFaults(walkparams.dl28, walkparams.txsz, walkparams.tgx,
                                     walkstate.level)) then
        fault.statuscode = Fault\_Translation;
    elseif (descype == DescriptorType\_Leaf && walkstate.level < FINAL\_LEVEL &&
           AArch64.BlocknTFaults(walkparams.dl28, descriptor)) then
        fault.statuscode = Fault\_Translation;
    elseif AArch64.S1AMECFault(walkparams, walkstate.baseaddress.paspace, regime, descriptor) then
        fault.statuscode = Fault\_Translation;
    // Detect Address Size Fault by final output
    elseif AArch64.S1OAOutOfRange(oa.address, walkparams) then
        fault.statuscode = Fault\_AddressSize;
    // Check descriptor AF bit
    elseif (descriptor<10> == '0' && walkparams.ha == '0' &&
            (!accdesc.acctype IN {AccessType\_DC, AccessType\_IC} ||
             boolean IMPLEMENTATION_DEFINED "Generate access flag fault on IC/DC operations")) then
        fault.statuscode = Fault\_AccessFlag;

    if fault.statuscode != Fault\_None then
        return (fault, AddressDescriptor UNKNOWN, TTWState UNKNOWN, bits(N) UNKNOWN);

    return (fault, walkaddress, walkstate, descriptor);

```

Library pseudocode for aarch64/translation/vmsa_walk/AArch64.S2InitialTTWState

```

// AArch64.S2InitialTTWState()
// =====
// Set properties of first access to translation tables in stage 2

TTWState AArch64.S2InitialTTWState(SecurityState ss, S2TTWParams walkparams)
    TTWState walkstate;
    FullAddress tablebase;
    bits(128) ttbr;

    ttbr = ZeroExtend(VTTBR_EL2, 128);
    case ss of
        when SS\_NonSecure tablebase.paspace = PAS\_NonSecure;
        when SS\_Realm tablebase.paspace = PAS\_Realm;
    tablebase.address = AArch64.S2TTBaseAddress(walkparams, tablebase.paspace, ttbr);

    walkstate.baseaddress = tablebase;
    walkstate.level = AArch64.S2StartLevel(walkparams);
    walkstate.istable = TRUE;
    walkstate.memattrs = WalkMemAttrs(walkparams.sh, walkparams.irgn, walkparams.orgn);

    return walkstate;

```

Library pseudocode for aarch64/translation/vmsa_walk/AArch64.S2NextWalkStateLeaf

```
// AArch64.S2NextWalkStateLeaf()
// =====
// Decode stage 2 page or block descriptor as output to this stage of translation

TTWState AArch64.S2NextWalkStateLeaf(TTWState currentstate, SecurityState ss,
                                     S2TTWParams walkparams, AddressDescriptor ipa,
                                     bits(N) descriptor)

TTWState    nextstate;
FullAddress baseaddress;

if ss == SS\_Secure then
    baseaddress.paspace = AArch64.SS2OutputPASpace(walkparams, ipa.paddress.paspace);
elseif ss == SS\_Realm then
    bit ns;
    ns = if walkparams.d128 == '1' then descriptor<127> else descriptor<55>;
    baseaddress.paspace = if ns == '1' then PAS\_NonSecure else PAS\_Realm;
else
    baseaddress.paspace = PAS\_NonSecure;
baseaddress.address = AArch64.S2LeafBase(descriptor, walkparams, currentstate.level);

nextstate.istable = FALSE;
nextstate.level = currentstate.level;
nextstate.baseaddress = baseaddress;
nextstate.permissions = AArch64.S2ApplyOutputPerms(descriptor, walkparams);

s2_attr = descriptor<5:2>;
s2_sh = if walkparams.ds == '1' then walkparams.sh else descriptor<9:8>;
s2_fnxs = descriptor<11>;
if walkparams.fwb == '1' then
    nextstate.memattrs = AArch64.S2ApplyFWBMemAttrs(ipa.memattrs, walkparams, descriptor);
    if s2_attr<3:1> == '111' then
        nextstate.permissions.s2tag_na = '1';
    else
        nextstate.permissions.s2tag_na = '0';
else
    s2aarch64 = TRUE;
    nextstate.memattrs = S2DecodeMemAttrs(s2_attr, s2_sh, s2aarch64);
    // FnXS is used later to mask the XS value from stage 1
    nextstate.memattrs.xs = NOT s2_fnxs;
    if s2_attr == '0100' then
        nextstate.permissions.s2tag_na = '1';
    else
        nextstate.permissions.s2tag_na = '0';
nextstate.contiguous = AArch64.ContiguousBit(walkparams.tgx, walkparams.d128,
                                           currentstate.level, descriptor);

if walkparams.d128 == '1' then
    nextstate.s2assuredonly = descriptor<114>;
else
    nextstate.s2assuredonly = if walkparams.assuredonly == '1' then descriptor<58> else '0';

return nextstate;
```

Library pseudocode for aarch64/translation/vmsa_walk/AArch64.S2NextWalkStateTable

```
// AArch64.S2NextWalkStateTable()
// =====
// Decode stage 2 table descriptor to transition to the next level

TTWState AArch64.S2NextWalkStateTable(TTWState currentstate, S2TTWParams walkparams,
                                       bits(N) descriptor)

    TTWState    nextstate;
    FullAddress tablebase;
    constant bits(2) skl = if walkparams.d128 == '1' then descriptor<110:109> else '00';

    tablebase.address = AArch64.NextTableBase(descriptor, walkparams.d128,
                                              skl, walkparams.ds,
                                              walkparams.tgx);
    tablebase.paspace = currentstate.baseaddress.paspace;

    nextstate.istable      = TRUE;
    if walkparams.d128 == '1' then
        nextstate.level    = currentstate.level + UInt(skl) + 1;
    else
        nextstate.level    = currentstate.level + 1;
    nextstate.baseaddress = tablebase;
    nextstate.memattrs    = currentstate.memattrs;

    return nextstate;
```



```

// AArch64.S2Walk()
// =====
// Traverse stage 2 translation tables obtaining the final descriptor
// as well as the address leading to that descriptor

(FaultRecord, AddressDescriptor, TTWState, bits(N)) AArch64.S2Walk(FaultRecord fault_in,
                                                                    AddressDescriptor ipa,
                                                                    S2TTWParams walkparams,
                                                                    AccessDescriptor accdesc,
                                                                    integer N)

FaultRecord fault = fault_in;
ipa_64 = ZeroExtend(ipa.paddress.address, 64);

TTWState walkstate;
if accdesc.ss == SS\_Secure then
    walkstate = AArch64.SS2InitialTTWState(walkparams, ipa.paddress.paspace);
else
    walkstate = AArch64.S2InitialTTWState(accdesc.ss, walkparams);
constant integer startlevel = walkstate.level;

if startlevel > 3 then
    fault.statuscode = Fault\_Translation;
    fault.level      = 0;
    return (fault, AddressDescriptor UNKNOWN, TTWState UNKNOWN, bits(N) UNKNOWN);

bits(N) descriptor;
constant AccessDescriptor walkaccess = CreateAccDescS2TTW(accdesc);
AddressDescriptor walkaddress;
bits(2) skl = '00';

walkaddress.vaddress = ipa.vaddress;
walkaddress.mecid = AArch64.S2TTWalkMECID(walkparams.emec, accdesc.ss);

if !S2DCacheEnabled() then
    walkaddress.memattr = NormalNCMemAttr();
    walkaddress.memattr.xs = walkstate.memattr.xs;
else
    walkaddress.memattr = walkstate.memattr;

walkaddress.memattr.shareability = EffectiveShareability(walkaddress.memattr);

DescriptorType desctype;

// Initial lookup might index into concatenated tables
FullAddress descaddress = AArch64.S2SLTTEEntryAddress(walkparams, ipa.paddress.address,
                                                         walkstate.baseaddress);

// Detect Address Size Fault by Descriptor Address
if AArch64.S2OAOuOfRange(descaddress.address, walkparams) then
    fault.statuscode = Fault\_AddressSize;
    fault.level      = 0;
    return (fault, AddressDescriptor UNKNOWN, TTWState UNKNOWN, bits(N) UNKNOWN);

repeat
    fault.level = walkstate.level;
    walkaddress.paddress = descaddress;
    (fault, descriptor) = FetchDescriptor(walkparams.tee, walkaddress, walkaccess, fault, N);

    if fault.statuscode != Fault\_None then
        return (fault, AddressDescriptor UNKNOWN, TTWState UNKNOWN, bits(N) UNKNOWN);

    bits(N) new_descriptor;
    repeat
        new_descriptor = descriptor;
        desctype = AArch64.DecodeDescriptorType(descriptor, walkparams.d128, walkparams.ds,
                                                  walkparams.tgx, walkstate.level);

        case desctype of
            when DescriptorType\_Table
                walkstate = AArch64.S2NextWalkStateTable(walkstate, walkparams, descriptor);

```

```

    skl = if walkparams.dl28 == '1' then descriptor<110:109> else '00';
    descaddress = AArch64.S2TTEntryAddress(walkstate.level, walkparams, skl,
                                           ipa.paddress.address,
                                           walkstate.baseaddress);

    // Detect Address Size Fault by table descriptor
    if AArch64.S2OAOutOfRange(descaddress.address, walkparams) then
        fault.statuscode = Fault AddressSize;
        return (fault, AddressDescriptor UNKNOWN, TTWState UNKNOWN,
                bits(N) UNKNOWN);

    if walkparams.haft == '1' then
        new_descriptor<10> = '1';

    if (walkparams.dl28 == '1' && skl != '00' &&
        AArch64.BlocknTFaults(walkparams.dl28, descriptor)) then
        fault.statuscode = Fault Translation;
        return (fault, AddressDescriptor UNKNOWN, TTWState UNKNOWN,
                bits(N) UNKNOWN);

    when DescriptorType\_Leaf
        walkstate = AArch64.S2NextWalkStateLeaf(walkstate, accdesc.ss, walkparams, ipa,
                                                descriptor);

    when DescriptorType\_Invalid
        fault.statuscode = Fault Translation;
        return (fault, AddressDescriptor UNKNOWN, TTWState UNKNOWN, bits(N) UNKNOWN);

    otherwise
        Unreachable();

    if new_descriptor != descriptor then
        constant AccessDescriptor descaccess = CreateAccDescTTEUpdate(accdesc);
        (fault, descriptor) = AArch64.MemSwapTableDesc(fault, descriptor, new_descriptor,
                                                       walkparams.ee, descaccess,
                                                       walkaddress, N);

        if fault.statuscode != Fault\_None then
            return (fault, AddressDescriptor UNKNOWN, TTWState UNKNOWN, bits(N) UNKNOWN);
        until new_descriptor == descriptor;
    until desctype == DescriptorType\_Leaf;

    constant FullAddress oa = StageOA(ipa_64, walkparams.dl28, walkparams.tgx, walkstate);

    if (walkstate.contiguous == '1' &&
        AArch64.ContiguousBitFaults(walkparams.dl28, walkparams.txsz, walkparams.tgx,
                                     walkstate.level)) then
        fault.statuscode = Fault Translation;
    elsif (desctype == DescriptorType\_Leaf && walkstate.level < FINAL\_LEVEL &&
        AArch64.BlocknTFaults(walkparams.dl28, descriptor)) then
        fault.statuscode = Fault Translation;
    // Detect Address Size Fault by final output
    elsif AArch64.S2OAOutOfRange(oa.address, walkparams) then
        fault.statuscode = Fault AddressSize;
    // Check descriptor AF bit
    elsif (descriptor<10> == '0' && walkparams.ha == '0' &&
        (!accdesc.acctype IN {AccessType\_DC, AccessType\_IC} ||
        boolean IMPLEMENTATION_DEFINED "Generate access flag fault on IC/DC operations")) then
        fault.statuscode = Fault AccessFlag;

    return (fault, walkaddress, walkstate, descriptor);

```

Library pseudocode for aarch64/translation/vmsa_walk/AArch64.SS2InitialTTWState

```
// AArch64.SS2InitialTTWState()
// =====
// Set properties of first access to translation tables in Secure stage 2

TTWState AArch64.SS2InitialTTWState(S2TTWParams walkparams, PASpace ipaspace)
    TTWState walkstate;
    FullAddress tablebase;
    bits(128) ttbr;

    if ipaspace == PAS_Secure then
        ttbr = ZeroExtend(VSTTBR_EL2, 128);
    else
        ttbr = ZeroExtend(VTTBR_EL2, 128);

    if ipaspace == PAS_Secure then
        if walkparams.sw == '0' then
            tablebase.paspace = PAS_Secure;
        else
            tablebase.paspace = PAS_NonSecure;
    else
        if walkparams.nsw == '0' then
            tablebase.paspace = PAS_Secure;
        else
            tablebase.paspace = PAS_NonSecure;

    tablebase.address = AArch64.S2TTBaseAddress(walkparams, tablebase.paspace, ttbr);

    walkstate.baseaddress = tablebase;
    walkstate.level = AArch64.S2StartLevel(walkparams);
    walkstate.istable = TRUE;
    walkstate.memattrs = WalkMemAttrs(walkparams.sh, walkparams.irgn, walkparams.orgn);

    return walkstate;
```

Library pseudocode for aarch64/translation/vmsa_walk/AArch64.SS2OutputPASpace

```
// AArch64.SS2OutputPASpace()
// =====
// Assign PA Space to output of Secure stage 2 translation

PASpace AArch64.SS2OutputPASpace(S2TTWParams walkparams, PASpace ipaspace)
    if ipaspace == PAS_Secure then
        if walkparams.<sw,sa> == '00' then
            return PAS_Secure;
        else
            return PAS_NonSecure;
    else
        if walkparams.<sw,sa,nsw,nsa> == '0000' then
            return PAS_Secure;
        else
            return PAS_NonSecure;
```

Library pseudocode for aarch64/translation/vmsa_walkparams/AArch64.BBMSupportLevel

```
// AArch64.BBMSupportLevel()
// =====
// Returns the level of FEAT_BBM supported

integer AArch64.BlockBBMSupportLevel()
    if !IsFeatureImplemented(FEAT_BBM) then
        return integer UNKNOWN;
    else
        return integer IMPLEMENTATION_DEFINED "Block BBM support level";
```

Library pseudocode for aarch64/translation/vmsa_walkparams/AArch64.GetS1TTWParams

```
// AArch64.GetS1TTWParams()
// =====
// Returns stage 1 translation table walk parameters from respective controlling
// System registers.

S1TTWParams AArch64.GetS1TTWParams(Regime regime, bits(2) el, SecurityState ss, bits(64) va)
    S1TTWParams walkparams;

    varange = AArch64.GetVARange(va);

    case regime of
        when Regime\_EL3 walkparams = AArch64.S1TTWParamsEL3();
        when Regime\_EL2 walkparams = AArch64.S1TTWParamsEL2(ss);
        when Regime\_EL20 walkparams = AArch64.S1TTWParamsEL20(el, ss, varange);
        when Regime\_EL10 walkparams = AArch64.S1TTWParamsEL10(el, varange);

    return walkparams;
```

Library pseudocode for aarch64/translation/vmsa_walkparams/AArch64.GetS2TTWParams

```
// AArch64.GetS2TTWParams()
// =====
// Gather walk parameters for stage 2 translation

S2TTWParams AArch64.GetS2TTWParams(SecurityState ss, PASpace ipaspace, boolean slaarch64)
    S2TTWParams walkparams;

    if ss == SS\_NonSecure then
        walkparams = AArch64.NSS2TTWParams(slaarch64);
    elsif IsFeatureImplemented(FEAT_SEL2) && ss == SS\_Secure then
        walkparams = AArch64.SS2TTWParams(ipaspace, slaarch64);
    elsif ss == SS\_Realm then
        walkparams = AArch64.RLS2TTWParams(slaarch64);
    else
        Unreachable();

    return walkparams;
```

Library pseudocode for aarch64/translation/vmsa_walkparams/AArch64.GetVARange

```
// AArch64.GetVARange()
// =====
// Determines if the VA that is to be translated lies in LOWER or UPPER address range.

VARange AArch64.GetVARange(bits(64) va)
    if va<55> == '0' then
        return VARange\_LOWER;
    else
        return VARange\_UPPER;
```

Library pseudocode for aarch64/translation/vmsa_walkparams/AArch64.HaveS1TG

```
// AArch64.HaveS1TG()
// =====
// Determine whether the given translation granule is supported for stage 1

boolean AArch64.HaveS1TG(TGx tgx)
    case tgx of
        when TGx\_4KB return IsFeatureImplemented(FEAT_TGran4K);
        when TGx\_16KB return IsFeatureImplemented(FEAT_TGran16K);
        when TGx\_64KB return IsFeatureImplemented(FEAT_TGran64K);
```

Library pseudocode for aarch64/translation/vmsa_walkparams/AArch64.HaveS2TG

```
// AArch64.HaveS2TG()
// =====
// Determine whether the given translation granule is supported for stage 2

boolean AArch64.HaveS2TG(TGx tgx)
    assert HaveEL(EL2);

    if IsFeatureImplemented(FEAT_GTG) then
        case tgx of
            when TGx_4KB    return IsFeatureImplemented(FEAT_S2TGran4K);
            when TGx_16KB   return IsFeatureImplemented(FEAT_S2TGran16K);
            when TGx_64KB   return IsFeatureImplemented(FEAT_S2TGran64K);
        else
            return AArch64.HaveS1TG(tgx);
```

Library pseudocode for aarch64/translation/vmsa_walkparams/AArch64.MaxTxSZ

```
// AArch64.MaxTxSZ()
// =====
// Retrieve the maximum value of TxSZ indicating minimum input address size for both
// stages of translation

integer AArch64.MaxTxSZ(TGx tgx)
    if IsFeatureImplemented(FEAT_TTST) then
        case tgx of
            when TGx_4KB    return 48;
            when TGx_16KB   return 48;
            when TGx_64KB   return 47;

    return 39;
```

Library pseudocode for aarch64/translation/vmsa_walkparams/AArch64.NSS2TTWParams

```
// AArch64.NSS2TTWParams()
// =====
// Gather walk parameters specific for Non-secure stage 2 translation

S2TTWParams AArch64.NSS2TTWParams(boolean slaarch64)
    S2TTWParams walkparams;

    walkparams.vm = HCR_EL2.VM OR HCR_EL2.DC;
    walkparams.tgx = AArch64.S2DecodeTGO(VTCR_EL2.TG0);
    walkparams.txsz = VTCR_EL2.TOSZ;
    walkparams.ps = VTCR_EL2.PS;
    walkparams.irgn = VTCR_EL2.IRGN0;
    walkparams.orgn = VTCR_EL2.ORGNO;
    walkparams.sh = VTCR_EL2.SH0;
    walkparams.ee = SCTLR_EL2.EE;
    walkparams.d128 = if IsFeatureImplemented(FEAT_D128) then VTCR_EL2.D128 else '0';
    if walkparams.d128 == '1' then
        walkparams.sk1 = VTTBR_EL2.SK1;
    else
        walkparams.sl0 = VTCR_EL2.SL0;

    walkparams.ptw = if HCR_EL2.TGE == '0' then HCR_EL2.PTW else '0';
    walkparams.fwb = if IsFeatureImplemented(FEAT_S2FWB) then HCR_EL2.FWB else '0';
    walkparams.ha = if IsFeatureImplemented(FEAT_HAFDBS) then VTCR_EL2.HA else '0';
    walkparams.hd = if walkparams.ha == '1' then VTCR_EL2.HD else '0';
    if walkparams.tgx IN {TGx_4KB, TGx_16KB} && IsFeatureImplemented(FEAT_LPA2) then
        walkparams.ds = VTCR_EL2.DS;
    else
        walkparams.ds = '0';
    if walkparams.tgx == TGx_4KB && IsFeatureImplemented(FEAT_LPA2) then
        walkparams.sl2 = VTCR_EL2.SL2 AND VTCR_EL2.DS;
    else
        walkparams.sl2 = '0';
    walkparams.cmow = (if IsFeatureImplemented(FEAT_CMOW) && IsHCRXEL2Enabled() then HCRX_EL2.CMOW
        else '0');
    if walkparams.d128 == '1' then
        walkparams.s2pie = '1';
    else
        walkparams.s2pie = if IsFeatureImplemented(FEAT_S2PIE) then VTCR_EL2.S2PIE else '0';
    if IsFeatureImplemented(FEAT_S2PIE) then
        if !HaveEL(EL3) || SCR_EL3.PIEEn == '1' then
            walkparams.s2pir = S2PIR_EL2;
        else
            walkparams.s2pir = Zeros(64);
    if IsFeatureImplemented(FEAT_THE) && walkparams.d128 != '1' then
        walkparams.assuredonly = VTCR_EL2.AssuredOnly;
    else
        walkparams.assuredonly = '0';
    walkparams.tl0 = if IsFeatureImplemented(FEAT_THE) then VTCR_EL2.TL0 else '0';
    walkparams.tl1 = if IsFeatureImplemented(FEAT_THE) then VTCR_EL2.TL1 else '0';
    if IsFeatureImplemented(FEAT_HAFT) && walkparams.ha == '1' then
        walkparams.haft = VTCR_EL2.HAFT;
    else
        walkparams.haft = '0';
    if (IsFeatureImplemented(FEAT_HDBSS) && walkparams.hd == '1' &&
        (!HaveEL(EL3) || SCR_EL3.HDBSSEn == '1')) then
        walkparams.hdbss = VTCR_EL2.HDBSS;
    else
        walkparams.hdbss = '0';

    return walkparams;
```

Library pseudocode for aarch64/translation/vmsa_walkparams/AArch64.PAMax

```
// AArch64.PAMax()
// =====
// Returns the IMPLEMENTATION_DEFINED maximum number of bits capable of representing
// physical address for this PE

AddressSize AArch64.PAMax()
    return integer IMPLEMENTATION_DEFINED "Maximum Physical Address Size";
```

Library pseudocode for aarch64/translation/vmsa_walkparams/AArch64.RLS2TTWParams

```
// AArch64.RLS2TTWParams()
// =====
// Gather walk parameters specific for Realm stage 2 translation

S2TTWParams AArch64.RLS2TTWParams(boolean slaarch64)
    // Realm stage 2 walk parameters are similar to Non-secure
    S2TTWParams walkparams = AArch64.NSS2TTWParams(slaarch64);
    walkparams.emec = (if IsFeatureImplemented(FEAT_MEC) &&
        IsSCTLR2EL2Enabled() then SCTLR2_EL2.EMEC else '0');
    return walkparams;
```

Library pseudocode for aarch64/translation/vmsa_walkparams/AArch64.S1DCacheEnabled

```
// AArch64.S1DCacheEnabled()
// =====
// Determine cacheability of stage 1 data accesses

boolean AArch64.S1DCacheEnabled(Regime regime)
    case regime of
        when Regime\_EL3 return SCTLR_EL3.C == '1';
        when Regime\_EL2 return SCTLR_EL2.C == '1';
        when Regime\_EL20 return SCTLR_EL2.C == '1';
        when Regime\_EL10 return SCTLR_EL1.C == '1';
```

Library pseudocode for aarch64/translation/vmsa_walkparams/AArch64.S1DecodeTG0

```
// AArch64.S1DecodeTG0()
// =====
// Decode stage 1 granule size configuration bits TG0

TGx AArch64.S1DecodeTG0(bits(2) tg0_in)
    bits(2) tg0 = tg0_in;
    TGx tgx;

    if tg0 == '11' then
        tg0 = bits(2) IMPLEMENTATION_DEFINED "TG0 encoded granule size";

    case tg0 of
        when '00' tgx = TGx\_4KB;
        when '01' tgx = TGx\_64KB;
        when '10' tgx = TGx\_16KB;

    if !AArch64.HaveS1TG(tgx) then
        case bits(2) IMPLEMENTATION_DEFINED "TG0 encoded granule size" of
            when '00' tgx = TGx\_4KB;
            when '01' tgx = TGx\_64KB;
            when '10' tgx = TGx\_16KB;

    return tgx;
```

Library pseudocode for aarch64/translation/vmsa_walkparams/AArch64.S1DecodeTG1

```
// AArch64.S1DecodeTG1()
// =====
// Decode stage 1 granule size configuration bits TG1

TGx AArch64.S1DecodeTG1(bits(2) tgl_in)
    bits(2) tgl = tgl_in;
    TGx tgx;

    if tgl == '00' then
        tgl = bits(2) IMPLEMENTATION_DEFINED "TG1 encoded granule size";

    case tgl of
        when '10'    tgx = TGx\_4KB;
        when '11'    tgx = TGx\_64KB;
        when '01'    tgx = TGx\_16KB;

    if !AArch64.HaveS1TG(tgx) then
        case bits(2) IMPLEMENTATION_DEFINED "TG1 encoded granule size" of
            when '10'    tgx = TGx\_4KB;
            when '11'    tgx = TGx\_64KB;
            when '01'    tgx = TGx\_16KB;

    return tgx;
```

Library pseudocode for aarch64/translation/vmsa_walkparams/AArch64.S1E0POEnabled

```
// AArch64.S1E0POEnabled()
// =====
// Determine whether stage 1 unprivileged permission overlay is enabled

boolean AArch64.S1E0POEnabled(Regime regime, bit nv1)
    assert HasUnprivileged(regime);

    if !IsFeatureImplemented(FEAT_S1POE) then
        return FALSE;

    case regime of
        when Regime\_EL20 return IsTCR2EL2Enabled() && TCR2_EL2.E0POE == '1';
        when Regime\_EL10 return IsTCR2EL1Enabled() && nv1 == '0' && TCR2_EL1.E0POE == '1';
```

Library pseudocode for aarch64/translation/vmsa_walkparams/AArch64.S1EPD

```
// AArch64.S1EPD()
// =====
// Determine whether stage 1 translation table walk is allowed for the VA range

bit AArch64.S1EPD(Regime regime, bits(64) va)
    assert HasUnprivileged(regime);
    varange = AArch64.GetVARange(va);

    case regime of
        when Regime\_EL20 return if varange == VARange\_LOWER then TCR_EL2.EPD0 else TCR_EL2.EPD1;
        when Regime\_EL10 return if varange == VARange\_LOWER then TCR_EL1.EPD0 else TCR_EL1.EPD1;
```


Library pseudocode for aarch64/translation/vmsa_walkparams/AArch64.S1Enabled

```
// AArch64.S1Enabled()
// =====
// Determine if stage 1 is enabled for the access type for this translation regime

boolean AArch64.S1Enabled(Regime regime, AccessType acctype)
    if acctype == AccessType\_TRBE && EffectiveTRBLIMITR\_EL1\_nVM() == '1' then
        return FALSE;
    if acctype == AccessType\_SPE && EffectivePMBLIMITR\_EL1\_nVM() == '1' then
        return FALSE;
    case regime of
        when Regime\_EL3 return SCTLR_EL3.M == '1';
        when Regime\_EL2 return SCTLR_EL2.M == '1';
        when Regime\_EL20 return SCTLR_EL2.M == '1';
        when Regime\_EL10 return (!EL2Enabled() || HCR_EL2.<DC,TGE> == '00') && SCTLR_EL1.M == '1';
```

Library pseudocode for aarch64/translation/vmsa_walkparams/AArch64.S1ICacheEnabled

```
// AArch64.S1ICacheEnabled()
// =====
// Determine cacheability of stage 1 instruction fetches

boolean AArch64.S1ICacheEnabled(Regime regime)
    case regime of
        when Regime\_EL3 return SCTLR_EL3.I == '1';
        when Regime\_EL2 return SCTLR_EL2.I == '1';
        when Regime\_EL20 return SCTLR_EL2.I == '1';
        when Regime\_EL10 return SCTLR_EL1.I == '1';
```

Library pseudocode for aarch64/translation/vmsa_walkparams/AArch64.S1MinTxSZ

```
// AArch64.S1MinTxSZ()
// =====
// Retrieve the minimum value of TxSZ indicating maximum input address size for stage 1

integer AArch64.S1MinTxSZ(Regime regime, bit d128, bit ds, TGx tgx)
    if IsFeatureImplemented(FEAT_LVA3) then
        if d128 == '1' then
            if HasUnprivileged(regime) then
                return 9;
            else
                return 8;
        elsif tgx == TGx\_64KB || ds == '1' then
            return 12;
        else
            return 16;
    if IsFeatureImplemented(FEAT_LVA) then
        if tgx == TGx\_64KB || ds == '1' || d128 == '1' then
            return 12;
        else
            return 16;

    return 16;
```

Library pseudocode for aarch64/translation/vmsa_walkparams/AArch64.S1POEnabled

```
// AArch64.S1POEnabled()
// =====
// Determine whether stage 1 privileged permission overlay is enabled

boolean AArch64.S1POEnabled(Regime regime)
    if !IsFeatureImplemented(FEAT_S1POE) then
        return FALSE;

    case regime of
        when Regime_EL3 return TCR_EL3.POE == '1';
        when Regime_EL2 return IsTCR2EL2Enabled() && TCR2_EL2.POE == '1';
        when Regime_EL20 return IsTCR2EL2Enabled() && TCR2_EL2.POE == '1';
        when Regime_EL10 return IsTCR2EL1Enabled() && TCR2_EL1.POE == '1';
```

Library pseudocode for aarch64/translation/vmsa_walkparams/AArch64.S1POR

```
// AArch64.S1POR()
// =====
// Identify stage 1 permissions overlay register for the acting translation regime

S1PORType AArch64.S1POR(Regime regime)
    if HaveEL(EL3) && SCR_EL3.PIEn == '0' && regime != Regime_EL3 then
        return Zeros(64);

    case regime of
        when Regime_EL3 return POR_EL3;
        when Regime_EL2 return POR_EL2;
        when Regime_EL20 return POR_EL2;
        when Regime_EL10 return POR_EL1;
```

Library pseudocode for aarch64/translation/vmsa_walkparams/AArch64.S1TTBR

```
// AArch64.S1TTBR()
// =====
// Identify stage 1 table base register for the acting translation regime

bits(128) AArch64.S1TTBR(Regime regime, bits(64) va)
    varange = AArch64.GetVARange(va);

    case regime of
        when Regime_EL3 return ZeroExtend(TTBR0_EL3, 128);
        when Regime_EL2 return ZeroExtend(TTBR0_EL2, 128);
        when Regime_EL20
            if varange == VARange_LOWER then
                return ZeroExtend(TTBR0_EL2, 128);
            else
                return ZeroExtend(TTBR1_EL2, 128);
        when Regime_EL10
            if varange == VARange_LOWER then
                return ZeroExtend(TTBR0_EL1, 128);
            else
                return ZeroExtend(TTBR1_EL1, 128);
```



```

// AArch64.S1TTWParamsEL10()
// =====
// Gather stage 1 translation table walk parameters for EL1&0 regime
// (with EL2 enabled or disabled)

S1TTWParams AArch64.S1TTWParamsEL10(bits(2) el, VARange varange)
S1TTWParams walkparams;

if IsFeatureImplemented(FEAT_D128) && IsTCR2EL1Enabled() then
    walkparams.d128 = TCR2_EL1.D128;
else
    walkparams.d128 = '0';
constant bits(3) nvs = EffectiveHCR EL2 NVx();
walkparams.nv1 = nvs<1>;

if IsFeatureImplemented(FEAT_AIE) then
    walkparams.mair2 = MAIR2_EL1;
walkparams.aie = (if IsFeatureImplemented(FEAT_AIE) && IsTCR2EL1Enabled() then TCR2_EL1.AIE
    else '0');

if walkparams.d128 == '1' then
    walkparams.pie = '1';
else
    walkparams.pie = (if IsFeatureImplemented(FEAT_S1PIE) &&
        IsTCR2EL1Enabled() then TCR2_EL1.PIE else '0');
if IsFeatureImplemented(FEAT_S1PIE) then
    if (!HaveEL(EL3) || SCR_EL3.PIEn == '1') then
        walkparams.pir = PIR_EL1;
        if walkparams.nv1 == '1' then
            walkparams.pire0 = Zeros(64);
        else
            walkparams.pire0 = PIRE0_EL1;
    else
        walkparams.pir = Zeros(64);
        walkparams.pire0 = Zeros(64);

if varange == VARange LOWER then
    walkparams.tgx = AArch64.S1DecodeTG0(TCR_EL1.TG0);
    walkparams.txsz = TCR_EL1.T0SZ;
    walkparams.irgn = TCR_EL1.IRGN0;
    walkparams.orgn = TCR_EL1.ORGNO;
    walkparams.sh = TCR_EL1.SH0;
    walkparams.tbi = TCR_EL1.TBI0;

    walkparams.nfd = (if IsFeatureImplemented(FEAT_SVE) || IsFeatureImplemented(FEAT_TME)
        then TCR_EL1.NFD0 else '0');
    walkparams.tbid = if IsFeatureImplemented(FEAT_PAuth) then TCR_EL1.TBID0 else '0';
    walkparams.eopd = if IsFeatureImplemented(FEAT_EOPD) then TCR_EL1.EOPD0 else '0';
    walkparams.hpd = if IsFeatureImplemented(FEAT_HPDS) then TCR_EL1.HPD0 else '0';
    if walkparams.hpd == '0' then
        if walkparams.aie == '1' then walkparams.hpd = '1';
        if walkparams.pie == '1' then walkparams.hpd = '1';
        if (AArch64.S1POEnabled(Regime EL10) ||
            AArch64.S1E0POEnabled(Regime EL10, walkparams.nv1)) then walkparams.hpd = '1';
    walkparams.mtx = if IsFeatureImplemented(FEAT_MTE4) then TCR_EL1.MTX0 else '0';
    walkparams.skl = if walkparams.d128 == '1' then TTBR0_EL1.SKL else '00';
    walkparams.disch = if walkparams.d128 == '1' then TCR2_EL1.DisCH0 else '0';
    if IsFeatureImplemented(FEAT_ASID2) && IsTCR2EL1Enabled() then
        walkparams.fng = TCR2_EL1.FNG0;
    else
        walkparams.fng = '0';
    if IsFeatureImplemented(FEAT_THE) && IsTCR2EL1Enabled() then
        walkparams.fngna = TCR2_EL1.FNGNA0;
    else
        walkparams.fngna = '0';
else
    walkparams.tgx = AArch64.S1DecodeTG1(TCR_EL1.TG1);
    walkparams.txsz = TCR_EL1.T1SZ;
    walkparams.irgn = TCR_EL1.IRGN1;
    walkparams.orgn = TCR_EL1.ORGN1;

```

```

walkparams.sh      = TCR_EL1.SH1;
walkparams.tbi     = TCR_EL1.TBI1;

walkparams.nfd     = (if IsFeatureImplemented(FEAT_SVE) || IsFeatureImplemented(FEAT_TME)
                      then TCR_EL1.NFD1 else '0');
walkparams.tbid    = if IsFeatureImplemented(FEAT_PAuth) then TCR_EL1.TBID1 else '0';
walkparams.e0pd    = if IsFeatureImplemented(FEAT_E0PD) then TCR_EL1.E0PD1 else '0';
walkparams.hpd     = if IsFeatureImplemented(FEAT_HPDS) then TCR_EL1.HPD1 else '0';
if walkparams.hpd == '0' then
    if walkparams.aie == '1' then walkparams.hpd = '1';
    if walkparams.pie == '1' then walkparams.hpd = '1';
    if (AArch64.SIPOEnabled\(Regime\_EL10\) ||
        AArch64.SIE0POEnabled\(Regime\_EL10, walkparams.nv1\)) then walkparams.hpd = '1';
walkparams.mtx     = if IsFeatureImplemented(FEAT_MTE4) then TCR_EL1.MTX1 else '0';
walkparams.sk1     = if walkparams.d128 == '1' then TTBR1_EL1.SKL else '00';
walkparams.disch   = if walkparams.d128 == '1' then TCR2_EL1.DisCH1 else '0';
if IsFeatureImplemented(FEAT_ASID2) && IsTCR2EL1Enabled\(\) then
    walkparams.fng  = TCR2_EL1.FNG1;
else
    walkparams.fng  = '0';
if IsFeatureImplemented(FEAT_THE) && IsTCR2EL1Enabled\(\) then
    walkparams.fngna = TCR2_EL1.FNGNA1;
else
    walkparams.fngna = '0';

walkparams.mair    = MAIR_EL1;
walkparams.wxn     = SCTLRL_EL1.WXN;
walkparams.ps      = TCR_EL1.IPS;
walkparams.ee      = SCTLRL_EL1.EE;
if (HaveEL\(EL3\) && (!IsFeatureImplemented(FEAT_RME) || IsFeatureImplemented(FEAT_SEL2))) then
    walkparams.sif  = SCR_EL3.SIF;
else
    walkparams.sif  = '0';

if EL2Enabled\(\) then
    walkparams.dc   = HCR_EL2.DC;
    walkparams.dct  = if IsFeatureImplemented(FEAT_MTE2) then HCR_EL2.DCT else '0';

if IsFeatureImplemented(FEAT_LSMAOC) then
    walkparams.ntlsmd = SCTLRL_EL1.nTLSMD;
else
    walkparams.ntlsmd = '1';

walkparams.crow    = if IsFeatureImplemented(FEAT_CMOW) then SCTLRL_EL1.CMOW else '0';
walkparams.ha      = if IsFeatureImplemented(FEAT_HAFDBS) then TCR_EL1.HA else '0';
walkparams.hd      = if walkparams.ha == '1' then TCR_EL1.HD else '0';
if (walkparams.tgx IN {TGx\_4KB, TGx\_16KB} && IsFeatureImplemented(FEAT_LPA2) &&
    walkparams.d128 == '0') then
    walkparams.ds   = TCR_EL1.DS;
else
    walkparams.ds   = '0';
if IsFeatureImplemented(FEAT_PAN3) then
    walkparams.epan = if walkparams.pie == '0' then SCTLRL_EL1.EPAN else '1';
else
    walkparams.epan = '0';
if IsFeatureImplemented(FEAT_THE) && walkparams.d128 == '0' && IsTCR2EL1Enabled\(\) then
    walkparams.pnch = TCR2_EL1.PnCH;
else
    walkparams.pnch = '0';
if IsFeatureImplemented(FEAT_HAFT) && walkparams.ha == '1' && IsTCR2EL1Enabled\(\) then
    walkparams.haft = TCR2_EL1.HAFT;
else
    walkparams.haft = '0';
walkparams.emec    = (if IsFeatureImplemented(FEAT_MEC) &&
    IsSCTLRL2EL2Enabled\(\) then SCTLRL2_EL2.EMEC else '0');

return walkparams;

```

Library pseudocode for aarch64/translation/vmsa_walkparams/AArch64.S1TTWParamsEL2

```
// AArch64.S1TTWParamsEL2()
// =====
// Gather stage 1 translation table walk parameters for EL2 regime

S1TTWParams AArch64.S1TTWParamsEL2(SecurityState ss)
    S1TTWParams walkparams;

    walkparams.tgx = AArch64.S1DecodeTG0(TCR_EL2.TG0);
    walkparams.txsz = TCR_EL2.T0SZ;
    walkparams.ps = TCR_EL2.PS;
    walkparams.irgn = TCR_EL2.IRGN0;
    walkparams.orgn = TCR_EL2.ORGNO;
    walkparams.sh = TCR_EL2.SH0;
    walkparams.tbi = TCR_EL2.TBI;
    walkparams.mair = MAIR_EL2;

    walkparams.pie = (if IsFeatureImplemented(FEAT_S1PIE) && IsTCR2EL2Enabled() then TCR2_EL2.PIE
        else '0');

    if IsFeatureImplemented(FEAT_S1PIE) then
        if !HaveEL(EL3) || SCR_EL3.PIEn == '1' then
            walkparams.pir = PIR_EL2;
        else
            walkparams.pir = Zeros(64);
    if IsFeatureImplemented(FEAT_AIE) then
        walkparams.mair2 = MAIR2_EL2;
    walkparams.aie = (if IsFeatureImplemented(FEAT_AIE) && IsTCR2EL2Enabled() then TCR2_EL2.AIE
        else '0');
    walkparams.wxn = SCTLR_EL2.WXN;
    walkparams.ee = SCTLR_EL2.EE;
    if (HaveEL(EL3) && (!IsFeatureImplemented(FEAT_RME) || IsFeatureImplemented(FEAT_SEL2))) then
        walkparams.sif = SCR_EL3.SIF;
    else
        walkparams.sif = '0';

    walkparams.tbid = if IsFeatureImplemented(FEAT_PAuth) then TCR_EL2.TBID else '0';
    walkparams.hpd = if IsFeatureImplemented(FEAT_HPDS) then TCR_EL2.HPD else '0';
    if walkparams.hpd == '0' then
        if walkparams.aie == '1' then walkparams.hpd = '1';
        if walkparams.pie == '1' then walkparams.hpd = '1';
        if AArch64.S1POEnabled(Regime EL2) then walkparams.hpd = '1';
    walkparams.ha = if IsFeatureImplemented(FEAT_HAFDBS) then TCR_EL2.HA else '0';
    walkparams.hd = if walkparams.ha == '1' then TCR_EL2.HD else '0';
    if walkparams.tgx IN {TGx\_4KB, TGx\_16KB} && IsFeatureImplemented(FEAT_LPA2) then
        walkparams.ds = TCR_EL2.DS;
    else
        walkparams.ds = '0';
    walkparams.mtx = if IsFeatureImplemented(FEAT_MTE4) then TCR_EL2.MTX else '0';
    walkparams.pnch = (if IsFeatureImplemented(FEAT_THE) && IsTCR2EL2Enabled() then TCR2_EL2.PnCH
        else '0');
    if IsFeatureImplemented(FEAT_HAFT) && walkparams.ha == '1' && IsTCR2EL2Enabled() then
        walkparams.haft = TCR2_EL2.HAFT;
    else
        walkparams.haft = '0';
    walkparams.emec = (if IsFeatureImplemented(FEAT_MEC) &&
        IsSCTLR2EL2Enabled() then SCTLR2_EL2.EMEC else '0');
    if IsFeatureImplemented(FEAT_MEC) && ss == SS\_Realm && IsTCR2EL2Enabled() then
        walkparams.amec = TCR2_EL2.AMEC0;
    else
        walkparams.amec = '0';

    return walkparams;
```



```

// AArch64.S1TTWParamsEL20()
// =====
// Gather stage 1 translation table walk parameters for EL2&0 regime

S1TTWParams AArch64.S1TTWParamsEL20(bits(2) el, SecurityState ss, VARange varange)
S1TTWParams walkparams;

if IsFeatureImplemented(FEAT_D128) && IsTCR2EL2Enabled() then
    walkparams.d128 = TCR2_EL2.D128;
else
    walkparams.d128 = '0';

if walkparams.d128 == '1' then
    walkparams.pie = '1';
else
    walkparams.pie = (if IsFeatureImplemented(FEAT_S1PIE) &&
IsTCR2EL2Enabled() then TCR2_EL2.PIE else '0');
if IsFeatureImplemented(FEAT_S1PIE) then
    if (!HaveEL(EL3) || SCR_EL3.PIEn == '1') then
        walkparams.pir = PIR_EL2;
        walkparams.pire0 = PIRE0_EL2;
    else
        walkparams.pir = Zeros(64);
        walkparams.pire0 = Zeros(64);

if IsFeatureImplemented(FEAT_AIE) then
    walkparams.mair2 = MAIR2_EL2;
walkparams.aie = (if IsFeatureImplemented(FEAT_AIE) && IsTCR2EL2Enabled() then TCR2_EL2.AIE
    else '0');
if varange == VARange LOWER then
    walkparams.tgx = AArch64.S1DecodeTG0(TCR_EL2.TG0);
    walkparams.txsz = TCR_EL2.T0SZ;
    walkparams.irgn = TCR_EL2.IRGN0;
    walkparams.orgn = TCR_EL2.ORGNO;
    walkparams.sh = TCR_EL2.SH0;
    walkparams.tbi = TCR_EL2.TBI0;

    walkparams.nfd = (if IsFeatureImplemented(FEAT_SVE) ||
        IsFeatureImplemented(FEAT_TME) then TCR_EL2.NFD0 else '0');
    walkparams.tbid = if IsFeatureImplemented(FEAT_PAuth) then TCR_EL2.TBID0 else '0';
    walkparams.e0pd = if IsFeatureImplemented(FEAT_EOPD) then TCR_EL2.EOPD0 else '0';
    walkparams.hpd = if IsFeatureImplemented(FEAT_HPDS) then TCR_EL2.HPD0 else '0';
    if walkparams.hpd == '0' then
        if walkparams.aie == '1' then walkparams.hpd = '1';
        if walkparams.pie == '1' then walkparams.hpd = '1';
        if AArch64.S1POEnabled(Regime EL20) || AArch64.S1E0POEnabled(Regime EL20, '0') then
            walkparams.hpd = '1';

    walkparams.mtx = if IsFeatureImplemented(FEAT_MTE4) then TCR_EL2.MTX0 else '0';
    walkparams.skl = if walkparams.d128 == '1' then TTBR0_EL2.SKL else '00';
    walkparams.disch = if walkparams.d128 == '1' then TCR2_EL2.DisCH0 else '0';
    if IsFeatureImplemented(FEAT_ASID2) && IsTCR2EL2Enabled() then
        walkparams.fng = TCR2_EL2.FNG0;
    else
        walkparams.fng = '0';
else
    walkparams.tgx = AArch64.S1DecodeTG1(TCR_EL2.TG1);
    walkparams.txsz = TCR_EL2.T1SZ;
    walkparams.irgn = TCR_EL2.IRGN1;
    walkparams.orgn = TCR_EL2.ORG1;
    walkparams.sh = TCR_EL2.SH1;
    walkparams.tbi = TCR_EL2.TBI1;

    walkparams.nfd = (if IsFeatureImplemented(FEAT_SVE) || IsFeatureImplemented(FEAT_TME)
        then TCR_EL2.NFD1 else '0');
    walkparams.tbid = if IsFeatureImplemented(FEAT_PAuth) then TCR_EL2.TBID1 else '0';
    walkparams.e0pd = if IsFeatureImplemented(FEAT_EOPD) then TCR_EL2.EOPD1 else '0';
    walkparams.hpd = if IsFeatureImplemented(FEAT_HPDS) then TCR_EL2.HPD1 else '0';
    if walkparams.hpd == '0' then
        if walkparams.aie == '1' then walkparams.hpd = '1';

```



```

        if walkparams.pie == '1' then walkparams.hpd = '1';
        if AArch64.S1POEnabled\(Regime\_EL20\) || AArch64.S1E0POEnabled\(Regime\_EL20, '0'\) then
            walkparams.hpd = '1';
        walkparams.mtx = if IsFeatureImplemented(FEAT_MTE4) then TCR_EL2.MTX1 else '0';
        walkparams.sk1 = if walkparams.d128 == '1' then TTBR1_EL2.SKL else '00';
        walkparams.disch = if walkparams.d128 == '1' then TCR2_EL2.DisCH1 else '0';
        if IsFeatureImplemented(FEAT_ASID2) && IsTCR2EL2Enabled\(\) then
            walkparams.fng = TCR2_EL2.FNG1;
        else
            walkparams.fng = '0';

walkparams.mair = MAIR_EL2;
walkparams.wxn = SCTLR_EL2.WXN;
walkparams.ps = TCR_EL2.IPS;
walkparams.ee = SCTLR_EL2.EE;
if (HaveEL\(EL3\) && (!IsFeatureImplemented(FEAT_RME) || IsFeatureImplemented(FEAT_SEL2))) then
    walkparams.sif = SCR_EL3.SIF;
else
    walkparams.sif = '0';

if IsFeatureImplemented(FEAT_LSMAOC) then
    walkparams.ntlsmd = SCTLR_EL2.nTLSMD;
else
    walkparams.ntlsmd = '1';

walkparams.crow = if IsFeatureImplemented(FEAT_CMOW) then SCTLR_EL2.CMOW else '0';
walkparams.ha = if IsFeatureImplemented(FEAT_HAFDBS) then TCR_EL2.HA else '0';
walkparams.hd = if walkparams.ha == '1' then TCR_EL2.HD else '0';
if (walkparams.tgx IN {TGx\_4KB, TGx\_16KB} && IsFeatureImplemented(FEAT_LPA2) &&
    walkparams.d128 == '0') then
    walkparams.ds = TCR_EL2.DS;
else
    walkparams.ds = '0';
if IsFeatureImplemented(FEAT_PAN3) then
    walkparams.epan = if walkparams.pie == '0' then SCTLR_EL2.EPAN else '1';
else
    walkparams.epan = '0';
if IsFeatureImplemented(FEAT_THE) && walkparams.d128 == '0' && IsTCR2EL2Enabled\(\) then
    walkparams.pnch = TCR2_EL2.PnCH;
else
    walkparams.pnch = '0';
if IsFeatureImplemented(FEAT_HAFT) && walkparams.ha == '1' && IsTCR2EL2Enabled\(\) then
    walkparams.haft = TCR2_EL2.HAFT;
else
    walkparams.haft = '0';
walkparams.emec = (if IsFeatureImplemented(FEAT_MEC) && IsSCTLR2EL2Enabled\(\)
    then SCTLR2_EL2.EMEC else '0');
if IsFeatureImplemented(FEAT_MEC) && ss == SS\_Realm && IsTCR2EL2Enabled\(\) then
    walkparams.amec = if varange == VArange\_LOWER then TCR2_EL2.AMEC0 else TCR2_EL2.AMEC1;
else
    walkparams.amec = '0';

return walkparams;

```

Library pseudocode for aarch64/translation/vmsa_walkparams/AArch64.S1TTWParamsEL3

```
// AArch64.S1TTWParamsEL3()
// =====
// Gather stage 1 translation table walk parameters for EL3 regime

S1TTWParams AArch64.S1TTWParamsEL3()
    S1TTWParams walkparams;

    walkparams.tgx = AArch64.S1DecodeTG0(TCR_EL3.TG0);
    walkparams.txsz = TCR_EL3.T0SZ;
    walkparams.ps = TCR_EL3.PS;
    walkparams.irgn = TCR_EL3.IRGN0;
    walkparams.orgn = TCR_EL3.ORGNO;
    walkparams.sh = TCR_EL3.SH0;
    walkparams.tbi = TCR_EL3.TBI;
    walkparams.mair = MAIR_EL3;
    walkparams.d128 = if IsFeatureImplemented(FEAT_D128) then TCR_EL3.D128 else '0';
    walkparams.skl = if walkparams.d128 == '1' then TTBR0_EL3.SKL else '00';
    walkparams.disch = if walkparams.d128 == '1' then TCR_EL3.DisCH0 else '0';

    if walkparams.d128 == '1' then
        walkparams.pie = '1';
    else
        walkparams.pie = if IsFeatureImplemented(FEAT_S1PIE) then TCR_EL3.PIE else '0';
    if IsFeatureImplemented(FEAT_S1PIE) then
        walkparams.pir = PIR_EL3;

    if IsFeatureImplemented(FEAT_AIE) then
        walkparams.mair2 = MAIR2_EL3;
    walkparams.aie = if IsFeatureImplemented(FEAT_AIE) then TCR_EL3.AIE else '0';
    walkparams.wxn = SCTL2_EL3.WXN;
    walkparams.ee = SCTL2_EL3.EE;
    walkparams.sif = (if !IsFeatureImplemented(FEAT_RME) || IsFeatureImplemented(FEAT_SEL2)
        then SCR_EL3.SIF else '0');

    walkparams.tbid = if IsFeatureImplemented(FEAT_PAuth) then TCR_EL3.TBID else '0';
    walkparams.hpd = if IsFeatureImplemented(FEAT_HPDS) then TCR_EL3.HPD else '0';
    if walkparams.hpd == '0' then
        if walkparams.aie == '1' then walkparams.hpd = '1';
        if walkparams.pie == '1' then walkparams.hpd = '1';
        if AArch64.S1POEnabled(Regime_EL3) then walkparams.hpd = '1';
    walkparams.ha = if IsFeatureImplemented(FEAT_HAFDBS) then TCR_EL3.HA else '0';
    walkparams.hd = if walkparams.ha == '1' then TCR_EL3.HD else '0';
    if (walkparams.tgx IN {TGx\_4KB, TGx\_16KB} && IsFeatureImplemented(FEAT_LPA2) &&
        walkparams.d128 == '0') then
        walkparams.ds = TCR_EL3.DS;
    else
        walkparams.ds = '0';
    walkparams.mtx = if IsFeatureImplemented(FEAT_MTE4) then TCR_EL3.MTX else '0';
    if IsFeatureImplemented(FEAT_THE) && walkparams.d128 == '0' then
        walkparams.pnch = TCR_EL3.PnCH;
    else
        walkparams.pnch = '0';
    if IsFeatureImplemented(FEAT_HAFT) && walkparams.ha == '1' then
        walkparams.haft = TCR_EL3.HAFT;
    else
        walkparams.haft = '0';
    walkparams.emec = if IsFeatureImplemented(FEAT_MEC) then SCTL2_EL3.EMEC else '0';

    return walkparams;
```

Library pseudocode for aarch64/translation/vmsa_walkparams/AArch64.S2DecodeTG0

```
// AArch64.S2DecodeTG0()
// =====
// Decode stage 2 granule size configuration bits TG0

TGx AArch64.S2DecodeTG0(bits(2) tg0_in)
    bits(2) tg0 = tg0_in;
    TGx tgx;

    if tg0 == '11' then
        tg0 = bits(2) IMPLEMENTATION_DEFINED "TG0 encoded granule size";

    case tg0 of
        when '00'    tgx = TGx\_4KB;
        when '01'    tgx = TGx\_64KB;
        when '10'    tgx = TGx\_16KB;

    if !AArch64.HaveS2TG(tgx) then
        case bits(2) IMPLEMENTATION_DEFINED "TG0 encoded granule size" of
            when '00'    tgx = TGx\_4KB;
            when '01'    tgx = TGx\_64KB;
            when '10'    tgx = TGx\_16KB;

    return tgx;
```

Library pseudocode for aarch64/translation/vmsa_walkparams/AArch64.S2MinTxSZ

```
// AArch64.S2MinTxSZ()
// =====
// Retrieve the minimum value of TxSZ indicating maximum input address size for stage 2

integer AArch64.S2MinTxSZ(bit d128, bit ds, TGx tgx, boolean slaarch64)
    integer ips;

    if AArch64.PAMax() == 56 then
        if d128 == '1' then
            ips = 56;
        elsif tgx == TGx\_64KB || ds == '1' then
            ips = 52;
        else
            ips = 48;
    elsif AArch64.PAMax() == 52 then
        if tgx == TGx\_64KB || ds == '1' then
            ips = 52;
        else
            ips = 48;
    else
        ips = AArch64.PAMax();

    integer min_txsz = 64 - ips;
    if !slaarch64 then
        // EL1 is AArch32
        min_txsz = Min(min_txsz, 24);

    return min_txsz;
```



```

// AArch64.SS2TTWParams()
// =====
// Gather walk parameters specific for secure stage 2 translation

S2TTWParams AArch64.SS2TTWParams(PASpace ipaspace, boolean slaarch64)
    S2TTWParams walkparams;

walkparams.d128 = if IsFeatureImplemented(FEAT_D128) then VTCR_EL2.D128 else '0';
if ipaspace == PAS_Secure then
    walkparams.tgx = AArch64.S2DecodeTG0(VTCR_EL2.TG0);
    walkparams.txsz = VTCR_EL2.T0SZ;
    if walkparams.d128 == '1' then
        walkparams.skl = VSTTBR_EL2.SKL;
    else
        walkparams.sl0 = VTCR_EL2.SL0;
        if walkparams.tgx == TGx_4KB && IsFeatureImplemented(FEAT_LPA2) then
            walkparams.sl2 = VTCR_EL2.SL2 AND VTCR_EL2.DS;
        else
            walkparams.sl2 = '0';
elseif ipaspace == PAS_NonSecure then
    walkparams.tgx = AArch64.S2DecodeTG0(VTCR_EL2.TG0);
    walkparams.txsz = VTCR_EL2.T0SZ;
    if walkparams.d128 == '1' then
        walkparams.skl = VTTBR_EL2.SKL;
    else
        walkparams.sl0 = VTCR_EL2.SL0;
        if walkparams.tgx == TGx_4KB && IsFeatureImplemented(FEAT_LPA2) then
            walkparams.sl2 = VTCR_EL2.SL2 AND VTCR_EL2.DS;
        else
            walkparams.sl2 = '0';
else
    Unreachable();

walkparams.sw = VTCR_EL2.SW;
walkparams.nsw = VTCR_EL2.NSW;
walkparams.sa = VTCR_EL2.SA;
walkparams.nsa = VTCR_EL2.NSA;
walkparams.vm = HCR_EL2.VM OR HCR_EL2.DC;
walkparams.ps = VTCR_EL2.PS;
walkparams.irgn = VTCR_EL2.IRGN0;
walkparams.orgn = VTCR_EL2.ORGNO;
walkparams.sh = VTCR_EL2.SH0;
walkparams.ee = SCTLR_EL2.EE;

walkparams.ptw = if HCR_EL2.TGE == '0' then HCR_EL2.PTW else '0';
walkparams.fwb = if IsFeatureImplemented(FEAT_S2FWB) then HCR_EL2.FWB else '0';
walkparams.ha = if IsFeatureImplemented(FEAT_HAFDBS) then VTCR_EL2.HA else '0';
walkparams.hd = if walkparams.ha == '1' then VTCR_EL2.HD else '0';
if walkparams.tgx IN {TGx_4KB, TGx_16KB} && IsFeatureImplemented(FEAT_LPA2) then
    walkparams.ds = VTCR_EL2.DS;
else
    walkparams.ds = '0';
walkparams.cmow = (if IsFeatureImplemented(FEAT_CMOW) && IsHCRXEL2Enabled() then HCRX_EL2.CMOW
    else '0');
if walkparams.d128 == '1' then
    walkparams.s2pie = '1';
else
    walkparams.s2pie = if IsFeatureImplemented(FEAT_S2PIE) then VTCR_EL2.S2PIE else '0';
if IsFeatureImplemented(FEAT_S2PIE) then
    if !HaveEL(EL3) || SCR_EL3.PIEn == '1' then
        walkparams.s2pir = S2PIR_EL2;
    else
        walkparams.s2pir = Zeros(64);
if IsFeatureImplemented(FEAT_THE) && walkparams.d128 != '1' then
    walkparams.assuredonly = VTCR_EL2.AssuredOnly;
else
    walkparams.assuredonly = '0';
walkparams.tl0 = if IsFeatureImplemented(FEAT_THE) then VTCR_EL2.TL0 else '0';
walkparams.tl1 = if IsFeatureImplemented(FEAT_THE) then VTCR_EL2.TL1 else '0';
if IsFeatureImplemented(FEAT_HAFT) && walkparams.ha == '1' then

```

```

        walkparams.haft = VTCR_EL2.HAFT;
    else
        walkparams.haft = '0';
    walkparams.emec = '0';
    if (IsFeatureImplemented(FEAT_HDBSS) && walkparams.hd == '1' &&
        (!HaveEL(EL3) || SCR_EL3.HDBSSen == '1')) then
        walkparams.hdbss = VTCR_EL2.HDBSS;
    else
        walkparams.hdbss = '0';

    return walkparams;

```

Library pseudocode for aarch64/translation/vmsa_walkparams/S2DCacheEnabled

```

// S2DCacheEnabled()
// =====
// Returns TRUE if Stage 2 Data access cacheability is enabled

boolean S2DCacheEnabled()
    return HCR_EL2.CD == '0';

```

Library pseudocode for shared/debug/ClearStickyErrors/ClearStickyErrors

```

// ClearStickyErrors()
// =====

ClearStickyErrors()
    EDSCR.TXU = '0';           // Clear TX underrun flag
    EDSCR.RXO = '0';           // Clear RX overrun flag

    if Halted() then           // in Debug state
        EDSCR.ITO = '0';       // Clear ITR overrun flag

    // If halted and the ITR is not empty then it is UNPREDICTABLE whether the EDSCR.ERR is cleared.
    // The UNPREDICTABLE behavior also affects the instructions in flight, but this is not described
    // in the pseudocode.
    if (Halted() && EDSCR.ITE == '0' &&
        ConstrainUnpredictableBool(Unpredictable_CLEARERRITEZERO)) then
        return;
    EDSCR.ERR = '0';           // Clear cumulative error flag

    return;

```

Library pseudocode for shared/debug/DebugTarget/DebugTarget

```

// DebugTarget()
// =====
// Returns the debug exception target Exception level

bits(2) DebugTarget()
    ss = CurrentSecurityState();
    return DebugTargetFrom(ss);

```

Library pseudocode for shared/debug/DebugTarget/DebugTargetFrom

```
// DebugTargetFrom()
// =====

bits(2) DebugTargetFrom(SecurityState from_state)
    boolean route_to_el2;
    if HaveEL(EL2) && (from_state != SS\_Secure ||
        (IsFeatureImplemented(FEAT_SEL2) && (!HaveEL(EL3) || SCR_EL3.EEL2 == '1'))) then
        if ELUsingAArch32(EL2) then
            route_to_el2 = (HDCR.TDE == '1' || HCR.TGE == '1');
        else
            route_to_el2 = (MDCR_EL2.TDE == '1' || HCR_EL2.TGE == '1');
    else
        route_to_el2 = FALSE;

    bits(2) target;
    if route_to_el2 then
        target = EL2;
    elsif HaveEL(EL3) && !HaveAArch64() && from_state == SS\_Secure then
        target = EL3;
    else
        target = EL1;

    return target;
```

Library pseudocode for shared/debug/DoubleLockStatus/DoubleLockStatus

```
// DoubleLockStatus()
// =====
// Returns the state of the OS Double Lock.
//     FALSE if OSDLR_EL1.DLK == 0 or DBGPRCR_EL1.CORENPDRQ == 1 or the PE is in Debug state.
//     TRUE if OSDLR_EL1.DLK == 1 and DBGPRCR_EL1.CORENPDRQ == 0 and the PE is in Non-debug state.

boolean DoubleLockStatus()
    if !IsFeatureImplemented(FEAT_DoubleLock) then
        return FALSE;
    elsif ELUsingAArch32(EL1) then
        return DBGOSDLR.DLK == '1' && DBGPRCR.CORENPDRQ == '0' && !Halted();
    else
        return OSDLR_EL1.DLK == '1' && DBGPRCR_EL1.CORENPDRQ == '0' && !Halted();
```

Library pseudocode for shared/debug/OSLockStatus/OSLockStatus

```
// OSLockStatus()
// =====
// Returns the state of the OS Lock.

boolean OSLockStatus()
    return (if ELUsingAArch32(EL1) then DBGOSLSR.OSLK else OSLSR_EL1.OSLK) == '1';
```

Library pseudocode for shared/debug/SoftwareLockStatus/Component

```
// Component
// =====
// Component Types.

enumeration Component {
    Component_ETE,
    Component_TRBE,
    Component_RAS,
    Component_GIC,
    Component_PMU,
    Component_Debug,
    Component_CTI
};
```

Library pseudocode for shared/debug/SoftwareLockStatus/GetAccessComponent

```
// GetAccessComponent()
// =====
// Returns the accessed component.

Component GetAccessComponent();
```

Library pseudocode for shared/debug/SoftwareLockStatus/SoftwareLockStatus

```
// SoftwareLockStatus()
// =====
// Returns the state of the Software Lock.

boolean SoftwareLockStatus()
    constant Component component = GetAccessComponent();
    if !HaveSoftwareLock(component) then
        return FALSE;
    case component of
        when Component\_ETE
            return TRCLSR.SLK == '1';
        when Component\_Debug
            return EDLSR.SLK == '1';
        when Component\_PMU
            return PMLSR.SLK == '1';
        when Component\_CTI
            return CTILSR.SLK == '1';
        otherwise
            return FALSE;
```

Library pseudocode for shared/debug/amu/IsG1ActivityMonitorImplemented

```
// IsG1ActivityMonitorImplemented()
// =====
// Returns TRUE if a G1 activity monitor is implemented for the counter
// and FALSE otherwise.

boolean IsG1ActivityMonitorImplemented(integer i);
```

Library pseudocode for shared/debug/amu/IsG1ActivityMonitorOffsetImplemented

```
// IsG1ActivityMonitorOffsetImplemented()
// =====
// Returns TRUE if a G1 activity monitor offset is implemented for the counter,
// and FALSE otherwise.

boolean IsG1ActivityMonitorOffsetImplemented(integer i);
```

Library pseudocode for shared/debug/authentication/AccessState

```
// AccessState()
// =====
// Returns the Security state of the access.

SecurityState AccessState();
```


Library pseudocode for shared/debug/authentication/AllowExternalDebugAccess

```
// AllowExternalDebugAccess()
// =====
// Returns TRUE if an external debug interface access to the External debug registers
// is allowed, FALSE otherwise.

boolean AllowExternalDebugAccess()
    // The access may also be subject to OS Lock, power-down, etc.
    return AllowExternalDebugAccess\(AccessState\(\)\);

// AllowExternalDebugAccess()
// =====
// Returns TRUE if an external debug interface access to the External debug registers
// is allowed for the given Security state, FALSE otherwise.

boolean AllowExternalDebugAccess(SecurityState access_state)
    // The access may also be subject to OS Lock, power-down, etc.
    if IsFeatureImplemented(FEAT_RME) then
        case MDCR_EL3.<EDADE,EDAD> of
            when '00' return TRUE;
            when '01' return access_state IN {SS\_Root, SS\_Secure};
            when '10' return access_state IN {SS\_Root, SS\_Realm};
            when '11' return access_state == SS\_Root;

    if IsFeatureImplemented(FEAT_Debugv8p4) then
        if access_state == SS\_Secure then return TRUE;
    else
        if !ExternalInvasiveDebugEnabled\(\) then return FALSE;
        if ExternalSecureInvasiveDebugEnabled\(\) then return TRUE;

    if HaveEL\(EL3\) then
        EDAD_bit = if ELUsingAArch32\(EL3\) then SDCR.EDAD else MDCR_EL3.EDAD;
        return EDAD_bit == '0';
    else
        return NonSecureOnlyImplementation\(\);
```

Library pseudocode for shared/debug/authentication/AllowExternalPMSSAccess

```
// AllowExternalPMSSAccess()
// =====
// Returns TRUE if an external debug interface access to the PMU Snapshot
// registers is allowed, FALSE otherwise.

boolean AllowExternalPMSSAccess()
    // The access may also be subject to OS Lock, power-down, etc.
    return AllowExternalPMSSAccess\(AccessState\(\)\);

// AllowExternalPMSSAccess()
// =====
// Returns TRUE if an external debug interface access to the PMU Snapshot
// registers is allowed for the given Security state, FALSE otherwise.

boolean AllowExternalPMSSAccess(SecurityState access_state)
    assert IsFeatureImplemented(FEAT_PMUv3_SS) && HaveAArch64\(\);
    // FEAT_Debugv8p4 is always implemented when FEAT_PMUv3_SS is implemented.
    assert IsFeatureImplemented(FEAT_Debugv8p4);

    // The access may also be subject to the OS Double Lock, power-down, etc.
    bits(2) epmssad = if HaveEL\(EL3\) then MDCR_EL3.EPMSSAD else '11';

    // Check for reserved values
    if !IsFeatureImplemented(FEAT_RME) && epmssad IN {'01','10'} then
        (-, epmssad) = ConstrainUnpredictableBits\(Unpredictable\_RESEPMSSAD, 2\);
        // The value returned by ConstrainUnpredictableBits() must be a
        // non-reserved value
        assert epmssad IN {'00','11'};

    case epmssad of
        when '00'
            if IsFeatureImplemented(FEAT_RME) then
                return access_state == SS\_Root;
            else
                return access_state == SS\_Secure;
        when '01'
            assert IsFeatureImplemented(FEAT_RME);
            return access_state IN {SS\_Root, SS\_Realm};
        when '10'
            assert IsFeatureImplemented(FEAT_RME);
            return access_state IN {SS\_Root, SS\_Secure};
        when '11'
            return TRUE;
```

Library pseudocode for shared/debug/authentication/AllowExternalPMUAccess

```
// AllowExternalPMUAccess()
// =====
// Returns TRUE if an external debug interface access to the PMU registers is
// allowed, FALSE otherwise.

boolean AllowExternalPMUAccess()
    // The access may also be subject to OS Lock, power-down, etc.
    return AllowExternalPMUAccess\(AccessState\(\)\);

// AllowExternalPMUAccess()
// =====
// Returns TRUE if an external debug interface access to the PMU registers is
// allowed for the given Security state, FALSE otherwise.

boolean AllowExternalPMUAccess(SecurityState access_state)
    // The access may also be subject to OS Lock, power-down, etc.
    if IsFeatureImplemented(FEAT_RME) then
        case MDCR_EL3.<EPMAD,EPMAD> of
            when '00' return TRUE;
            when '01' return access_state IN {SS\_Root, SS\_Secure};
            when '10' return access_state IN {SS\_Root, SS\_Realm};
            when '11' return access_state == SS\_Root;

    if IsFeatureImplemented(FEAT_Debugv8p4) then
        if access_state == SS\_Secure then return TRUE;
    else
        if !ExternalInvasiveDebugEnabled\(\) then return FALSE;
        if ExternalSecureInvasiveDebugEnabled\(\) then return TRUE;

    if HaveEL\(EL3\) then
        EPMAD_bit = if ELUsingAArch32\(EL3\) then SDCR.EPMAD else MDCR_EL3.EPMAD;
        return EPMAD_bit == '0';
    else
        return NonSecureOnlyImplementation\(\);
```

Library pseudocode for shared/debug/authentication/AllowExternalTraceAccess

```
// AllowExternalTraceAccess()
// =====
// Returns TRUE if an external Trace access to the Trace registers is allowed, FALSE otherwise.

boolean AllowExternalTraceAccess()
    if !IsFeatureImplemented(FEAT_TRBE) then
        return TRUE;
    else
        return AllowExternalTraceAccess(AccessState());

// AllowExternalTraceAccess()
// =====
// Returns TRUE if an external Trace access to the Trace registers is allowed for the
// given Security state, FALSE otherwise.

boolean AllowExternalTraceAccess(SecurityState access_state)
    // The access may also be subject to OS lock, power-down, etc.
    if !IsFeatureImplemented(FEAT_TRBE) then return TRUE;
    assert IsFeatureImplemented(FEAT_Debugv8p4);
    if IsFeatureImplemented(FEAT_RME) then
        case MDCR_EL3.<ETADE,ETAD> of
            when '00' return TRUE;
            when '01' return access_state IN {SS\_Root, SS\_Secure};
            when '10' return access_state IN {SS\_Root, SS\_Realm};
            when '11' return access_state == SS\_Root;

    if access_state == SS\_Secure then return TRUE;
    if HaveEL(EL3) then
        // External Trace access is not supported for EL3 using AArch32
        assert !ELUsingAArch32(EL3);
        return MDCR_EL3.ETAD == '0';
    else
        return NonSecureOnlyImplementation();
```

Library pseudocode for shared/debug/authentication/Debug

```
// Debug authentication signals
// =====

Signal DBGEN;
Signal NIDEN;
Signal SPIDEN;
Signal SPNIDEN;
Signal RLPIDEN;
Signal RTPIDEN;
```

Library pseudocode for shared/debug/authentication/ExternalInvasiveDebugEnabled

```
// ExternalInvasiveDebugEnabled()
// =====
// The definition of this function is IMPLEMENTATION DEFINED.
// In the recommended interface, this function returns the state of the DBGEN signal.

boolean ExternalInvasiveDebugEnabled()
    return DBGEN == HIGH;
```

Library pseudocode for shared/debug/authentication/ExternalNoninvasiveDebugAllowed

```
// ExternalNoninvasiveDebugAllowed()
// =====
// Returns TRUE if Trace and PC Sample-based Profiling are allowed

boolean ExternalNoninvasiveDebugAllowed()
    return ExternalNoninvasiveDebugAllowed(PSTATE.EL);

// ExternalNoninvasiveDebugAllowed()
// =====

boolean ExternalNoninvasiveDebugAllowed(bits(2) el)
    if !ExternalNoninvasiveDebugEnabled() then return FALSE;
    ss = SecurityStateAtEL(el);

    if ((ELUsingAArch32(EL3) || ELUsingAArch32(EL1)) && el == EL0 &&
        ss == SS\_Secure && SDER.SUNIDEN == '1') then
        return TRUE;

    case ss of
        when SS\_NonSecure return TRUE;
        when SS\_Secure   return ExternalSecureNoninvasiveDebugEnabled();
        when SS\_Realm    return ExternalRealmNoninvasiveDebugEnabled();
        when SS\_Root     return ExternalRootNoninvasiveDebugEnabled();
```

Library pseudocode for shared/debug/authentication/ExternalNoninvasiveDebugEnabled

```
// ExternalNoninvasiveDebugEnabled()
// =====
// This function returns TRUE if the FEAT_Debugv8p4 is implemented.
// Otherwise, this function is IMPLEMENTATION DEFINED, and, in the
// recommended interface, ExternalNoninvasiveDebugEnabled returns
// the state of the (DBGEN OR NIDEN) signal.

boolean ExternalNoninvasiveDebugEnabled()
    return (IsFeatureImplemented(FEAT_Debugv8p4) || ExternalInvasiveDebugEnabled() ||
        NIDEN == HIGH);
```

Library pseudocode for shared/debug/authentication/ExternalRealmInvasiveDebugEnabled

```
// ExternalRealmInvasiveDebugEnabled()
// =====
// The definition of this function is IMPLEMENTATION DEFINED.
// In the recommended interface, this function returns the state of the
// (DBGEN AND RLPIDEN) signal.

boolean ExternalRealmInvasiveDebugEnabled()
    if !IsFeatureImplemented(FEAT_RME) then return FALSE;
    return ExternalInvasiveDebugEnabled() && RLPIDEN == HIGH;
```

Library pseudocode for shared/debug/authentication/ExternalRealmNoninvasiveDebugEnabled

```
// ExternalRealmNoninvasiveDebugEnabled()
// =====
// The definition of this function is IMPLEMENTATION DEFINED.
// In the recommended interface, this function returns the state of the
// (DBGEN AND RLPIDEN) signal.

boolean ExternalRealmNoninvasiveDebugEnabled()
    if !IsFeatureImplemented(FEAT_RME) then return FALSE;
    return ExternalRealmInvasiveDebugEnabled();
```

Library pseudocode for shared/debug/authentication/ExternalRootInvasiveDebugEnabled

```
// ExternalRootInvasiveDebugEnabled()
// =====
// The definition of this function is IMPLEMENTATION DEFINED.
// In the recommended interface, this function returns the state of the
// (DBGEN AND RLPIDEN AND RTPIDEN AND SPIDEN) signal when FEAT_SEL2 is implemented
// and the (DBGEN AND RLPIDEN AND RTPIDEN) signal when FEAT_SEL2 is not implemented.

boolean ExternalRootInvasiveDebugEnabled()
    if !IsFeatureImplemented(FEAT_RME) then return FALSE;
    return (ExternalInvasiveDebugEnabled\(\) &&
        (!IsFeatureImplemented(FEAT_SEL2) || ExternalSecureInvasiveDebugEnabled\(\)) &&
        ExternalRealmInvasiveDebugEnabled\(\) &&
        RTPIDEN == HIGH);
```

Library pseudocode for shared/debug/authentication/ExternalRootNoninvasiveDebugEnabled

```
// ExternalRootNoninvasiveDebugEnabled()
// =====
// The definition of this function is IMPLEMENTATION DEFINED.
// In the recommended interface, this function returns the state of the
// (DBGEN AND RLPIDEN AND SPIDEN AND RTPIDEN) signal.

boolean ExternalRootNoninvasiveDebugEnabled()
    if !IsFeatureImplemented(FEAT_RME) then return FALSE;
    return ExternalRootInvasiveDebugEnabled\(\);
```

Library pseudocode for shared/debug/authentication/ExternalSecureInvasiveDebugEnabled

```
// ExternalSecureInvasiveDebugEnabled()
// =====
// The definition of this function is IMPLEMENTATION DEFINED.
// In the recommended interface, this function returns the state of the (DBGEN AND SPIDEN) signal.
// CoreSight allows asserting SPIDEN without also asserting DBGEN, but this is not recommended.

boolean ExternalSecureInvasiveDebugEnabled()
    if !HaveSecureState\(\) then return FALSE;
    return ExternalInvasiveDebugEnabled\(\) && SPIDEN == HIGH;
```

Library pseudocode for shared/debug/authentication/ExternalSecureNoninvasiveDebugEnabled

```
// ExternalSecureNoninvasiveDebugEnabled()
// =====
// This function returns the value of ExternalSecureInvasiveDebugEnabled() when FEAT_Debugv8p4
// is implemented. Otherwise, the definition of this function is IMPLEMENTATION DEFINED.
// In the recommended interface, this function returns the state of the (DBGEN OR NIDEN) AND
// (SPIDEN OR SPNIDEN) signal.

boolean ExternalSecureNoninvasiveDebugEnabled()
    if !HaveSecureState\(\) then return FALSE;
    if !IsFeatureImplemented(FEAT_Debugv8p4) then
        return (ExternalNoninvasiveDebugEnabled\(\) &&
            (SPIDEN == HIGH || SPNIDEN == HIGH));
    else
        return ExternalSecureInvasiveDebugEnabled\(\);
```

Library pseudocode for shared/debug/authentication/InvasiveDebugPermittedPAS

```
// InvasiveDebugPermittedPAS()
// =====
// Returns TRUE if the invasive debug of the configured PASpace is permitted by
// the authentication interface, and FALSE otherwise.

boolean InvasiveDebugPermittedPAS(PASpace pas)
    case pas of
        when PAS\_Secure      return ExternalSecureInvasiveDebugEnabled\(\);
        when PAS\_NonSecure    return ExternalInvasiveDebugEnabled\(\);
        when PAS\_Root        return ExternalRootInvasiveDebugEnabled\(\);
        when PAS\_Realm       return ExternalRealmInvasiveDebugEnabled\(\);
        otherwise            return FALSE;
```

Library pseudocode for shared/debug/authentication/IsAccessNonSecure

```
// IsAccessNonSecure()
// =====
// Returns TRUE when an access is Non-Secure

boolean IsAccessNonSecure()
    return !IsAccessSecure\(\);
```

Library pseudocode for shared/debug/authentication/IsAccessSecure

```
// IsAccessSecure()
// =====
// Returns TRUE when an access is Secure

boolean IsAccessSecure();
```

Library pseudocode for shared/debug/authentication/IsCorePowered

```
// IsCorePowered()
// =====
// Returns TRUE if the Core power domain is powered on, FALSE otherwise.

boolean IsCorePowered();
```

Library pseudocode for shared/debug/authentication/IsPASValid

```
// IsPASValid()
// =====
// Returns TRUE if the given value of 'pas' is not reserved, and FALSE otherwise.

boolean IsPASValid(bits(2) pas)
    case pas of
        when '00' return IsFeatureImplemented(FEAT_Secure);
        when '01' return TRUE;
        when '10' return IsFeatureImplemented(FEAT_RME);
        when '11' return IsFeatureImplemented(FEAT_RME);
```

Library pseudocode for shared/debug/breakpoint/BreakpointInfo

```
// BreakpointInfo
// =====
// Breakpoint related fields.

type BreakpointInfo is (
    BreakpointType bptype, // Type of breakpoint matched
    boolean match,         // breakpoint match
    boolean mismatch       // breakpoint mismatch
)
```

Library pseudocode for shared/debug/breakpoint/BreakpointType

```
// BreakpointType
// =====

enumeration BreakpointType {
    BreakpointType_Inactive,    // Breakpoint inactive or disabled
    BreakpointType_AddrMatch,   // Address Match breakpoint
    BreakpointType_AddrMismatch, // Address Mismatch breakpoint
    BreakpointType_CtxtMatch   }; // Context matching breakpoint
```


Library pseudocode for shared/debug/breakpoint/CheckValidStateMatch

```
// CheckValidStateMatch()
// =====
// Checks for an invalid state match that will generate Constrained
// Unpredictable behavior, otherwise returns Constraint_NONE.

(Constraint, bits(2), bit, bit, bits(2)) CheckValidStateMatch(bits(2) ssc_in, bit ssce_in,
                                                             bit hmc_in, bits(2) pxc_in,
                                                             boolean isbreakpnt)

    if !IsFeatureImplemented(FEAT_RME) then assert ssce_in == '0';
    boolean reserved = FALSE;
    bits(2) ssc = ssc_in;
    bit ssce = ssce_in;
    bit hmc = hmc_in;
    bits(2) pxc = pxc_in;

    // Values that are not allocated in any architecture version
    case hmc:ssce:ssc:pxc of
        when '0 0 11 10' reserved = TRUE;
        when '0 0 1x xx' reserved = !HaveSecureState();
        when '1 0 00 x0' reserved = TRUE;
        when '1 0 01 10' reserved = TRUE;
        when '1 0 1x 10' reserved = TRUE;
        when 'x 1 xx xx' reserved = ssc != '01' || (hmc:pxc) IN {'000','110'};
        otherwise reserved = FALSE;

    // Match 'Usr/Sys/Svc' valid only for AArch32 breakpoints
    if (!isbreakpnt || !HaveAArch32EL(EL1)) && hmc:pxc == '000' && ssc != '11' then
        reserved = TRUE;

    // Both EL3 and EL2 are not implemented
    if !HaveEL(EL3) && !HaveEL(EL2) && (hmc != '0' || ssc != '00') then
        reserved = TRUE;

    // EL3 is not implemented
    if !HaveEL(EL3) && ssc IN {'01','10'} && hmc:ssc:pxc != '10100' then
        reserved = TRUE;

    // EL3 using AArch64 only
    if (!HaveEL(EL3) || !HaveAArch64()) && hmc:ssc:pxc == '11000' then
        reserved = TRUE;

    // EL2 is not implemented
    if !HaveEL(EL2) && hmc:ssc:pxc == '11100' then
        reserved = TRUE;

    // Secure EL2 is not implemented
    if !IsFeatureImplemented(FEAT_SEL2) && (hmc:ssc:pxc) IN {'01100','10100','x11x1'} then
        reserved = TRUE;

    if reserved then
        // If parameters are set to a reserved type, behaves as either disabled or a defined type
        Constraint c;
        bits(6) unpred_state_bits;
        (c, unpred_state_bits) = ConstrainUnpredictableBits(Unpredictable_RESBPWPCTRL, 6);
        hmc = unpred_state_bits<5>;
        ssc = unpred_state_bits<4:3>;
        ssce = unpred_state_bits<2>;
        pxc = unpred_state_bits<1:0>;
        assert c IN {Constraint_DISABLED, Constraint_UNKNOWN};
        if c == Constraint_DISABLED then
            return (c, bits(2) UNKNOWN, bit UNKNOWN, bit UNKNOWN, bits(2) UNKNOWN);
        // Otherwise the value returned by ConstrainUnpredictableBits must be a not-reserved value

    return (Constraint_NONE, ssc, ssce, hmc, pxc);
```

Library pseudocode for shared/debug/breakpoint/ContextAwareBreakpointRange

```
// ContextAwareBreakpointRange()
// =====
// Returns two numbers indicating the index of the first and last context-aware breakpoint.

(integer, integer) ContextAwareBreakpointRange()
    constant integer b = NumBreakpointsImplemented\(\);
    constant integer c = NumContextAwareBreakpointsImplemented\(\);

    if b <= 16 then
        return (b - c, b - 1);
    elsif c <= 16 then
        return (16 - c, 15);
    else
        return (0, c - 1);
```

Library pseudocode for shared/debug/breakpoint/IsContextAwareBreakpoint

```
// IsContextAwareBreakpoint()
// =====
// Returns TRUE if DBGBCR_EL1[n] is a context-aware breakpoint.

boolean IsContextAwareBreakpoint(integer n)
    (lower, upper) = ContextAwareBreakpointRange\(\);
    return n >= lower && n <= upper;
```

Library pseudocode for shared/debug/breakpoint/NumBreakpointsImplemented

```
// NumBreakpointsImplemented()
// =====
// Returns the number of breakpoints implemented.

integer NumBreakpointsImplemented()
    return integer IMPLEMENTATION_DEFINED "Number of breakpoints";
```

Library pseudocode for shared/debug/breakpoint/NumContextAwareBreakpointsImplemented

```
// NumContextAwareBreakpointsImplemented()
// =====
// Returns the number of context-aware breakpoints implemented.

integer NumContextAwareBreakpointsImplemented()
    return integer IMPLEMENTATION_DEFINED "Number of context-aware breakpoints";
```

Library pseudocode for shared/debug/breakpoint/NumWatchpointsImplemented

```
// NumWatchpointsImplemented()
// =====
// Returns the number of watchpoints implemented.

integer NumWatchpointsImplemented()
    return integer IMPLEMENTATION_DEFINED "Number of watchpoints";
```

Library pseudocode for shared/debug/cti/CTI_ProcessEvent

```
// CTI_ProcessEvent()
// =====
// Process a discrete event on a Cross Trigger output event trigger.

CTI_ProcessEvent(CrossTriggerOut id);
```

Library pseudocode for shared/debug/cti/CTI_SetEventLevel

```
// CTI_SetEventLevel()
// =====
// Set a Cross Trigger multi-cycle input event trigger to the specified level.

CTI_SetEventLevel(CrossTriggerIn id, Signal level);
```

Library pseudocode for shared/debug/cti/CTI_SignalEvent

```
// CTI_SignalEvent()
// =====
// Signal a discrete event on a Cross Trigger input event trigger.

CTI_SignalEvent(CrossTriggerIn id);
```

Library pseudocode for shared/debug/cti/CrossTrigger

```
// CrossTrigger
// =====

enumeration CrossTriggerOut {CrossTriggerOut_DebugRequest, CrossTriggerOut_RestartRequest,
                             CrossTriggerOut_IRQ,           CrossTriggerOut_RSVD3,
                             CrossTriggerOut_TraceExtIn0,     CrossTriggerOut_TraceExtIn1,
                             CrossTriggerOut_TraceExtIn2,     CrossTriggerOut_TraceExtIn3};

enumeration CrossTriggerIn  {CrossTriggerIn_CrossHalt,       CrossTriggerIn_PMUOverflow,
                             CrossTriggerIn_RSVD2,           CrossTriggerIn_RSVD3,
                             CrossTriggerIn_TraceExtOut0,     CrossTriggerIn_TraceExtOut1,
                             CrossTriggerIn_TraceExtOut2,     CrossTriggerIn_TraceExtOut3};
```

Library pseudocode for shared/debug/dccanditr/CheckForDCCInterrupts

```
// CheckForDCCInterrupts()
// =====

CheckForDCCInterrupts()
    commrx = (EDSCR.RXfull == '1');
    commtx = (EDSCR.TXfull == '0');

    // COMMRX and COMMTX support is optional and not recommended for new designs.
    // SetInterruptRequestLevel(InterruptID_COMMRX, if commrx then HIGH else LOW);
    // SetInterruptRequestLevel(InterruptID_COMMTX, if commtx then HIGH else LOW);

    // The value to be driven onto the common COMMIRQ signal.
    boolean commirq;
    if ELUsingAArch32(EL1) then
        commirq = ((commrx && DBGDCCINT.RX == '1') ||
                   (commtx && DBGDCCINT.TX == '1'));
    else
        commirq = ((commrx && MDCCINT_EL1.RX == '1') ||
                   (commtx && MDCCINT_EL1.TX == '1'));
    SetInterruptRequestLevel(InterruptID\_COMMIRQ, if commirq then HIGH else LOW);

    return;
```

Library pseudocode for shared/debug/dccanditr/DTR

```
// DTR
// ===

bits(32) DTRRX;
bits(32) DTRTX;
```

Library pseudocode for shared/debug/dccanditr/Read_DBGDTRRX_EL0

```
// Read_DBGDTRRX_EL0()
// =====
// Called on reads of debug register 0x080.

bits(32) Read_DBGDTRRX_EL0(boolean memory_mapped)
    return DTRRX;
```

Library pseudocode for shared/debug/dccanditr/Read_DBGDTRTX_EL0

```
// Read_DBGDTRTX_EL0()
// =====
// Called on reads of debug register 0x08C.

bits(32) Read_DBGDTRTX_EL0(boolean memory_mapped)
    underrun = EDSCR.TXfull == '0' || (Halted() && EDSCR.MA == '1' && EDSCR.ITE == '0');
    value = if underrun then bits(32) UNKNOWN else DTRTX;

    if EDSCR.ERR == '1' then return value;                // Error flag set: no side-effects

    if underrun then
        EDSCR.TXU = '1'; EDSCR.ERR = '1';                // Underrun condition: block side-effects
        return value;                                     // Return UNKNOWN

    EDSCR.TXfull = '0';
    if Halted() && EDSCR.MA == '1' then
        EDSCR.ITE = '0';                                // See comments in Write_EDITR()

    if !UsingAArch32() then
        ExecuteA64(0xB8404401<31:0>);                    // A64 "LDR W1,[X0],#4"
    else
        ExecuteT32(0xF850<15:0> /*hw1*/, 0x1B04<15:0> /*hw2*/); // T32 "LDR R1,[R0],#4"
    // If the load aborts, the Data Abort exception is taken and EDSCR.ERR is set to 1
    if EDSCR.ERR == '1' then
        EDSCR.TXfull = bit UNKNOWN;
        DBGDTRTX_EL0 = bits(64) UNKNOWN;
    else
        if !UsingAArch32() then
            ExecuteA64(0xD5130501<31:0>);                // A64 "MSR DBGDTRTX_EL0,X1"
        else
            ExecuteT32(0xEE00<15:0> /*hw1*/, 0x1E15<15:0> /*hw2*/); // T32 "MSR DBGDTRTXint,R1"
            // "MSR DBGDTRTX_EL0,X1" calls Write_DBGDTR_EL0() which sets TXfull.
            assert EDSCR.TXfull == '1';
        if !UsingAArch32() then
            X[1, 64] = bits(64) UNKNOWN;
        else
            R[1] = bits(32) UNKNOWN;
        EDSCR.ITE = '1';                                // See comments in Write_EDITR()

    return value;
```

Library pseudocode for shared/debug/dccanditr/Read_DBGDTR_EL0

```
// Read_DBGDTR_EL0()
// =====
// System register reads of DBGDTR_EL0, DBGDTRRX_EL0 (AArch64) and DBGDTRRXint (AArch32)

bits(N) Read_DBGDTR_EL0(integer N)
    // For MRS <Rt>,DBGDTRTX_EL0  N=32, X[t]=Zeros(32):result
    // For MRS <Xt>,DBGDTR_EL0    N=64, X[t]=result
    assert N IN {32,64};
    bits(N) result;
    if EDSCR.RXfull == '0' then
        result = bits(N) UNKNOWN;
    else
        // On a 64-bit read, implement a half-duplex channel
        // NOTE: the word order is reversed on reads with regards to writes
        if N == 64 then result<63:32> = DTRTX;
        result<31:0> = DTRRX;
    EDSCR.RXfull = '0';
    return result;
```

Library pseudocode for shared/debug/dccanditr/Write_DBGDTRRX_EL0

```
// Write_DBGDTRRX_EL0()
// =====
// Called on writes to debug register 0x080.

Write_DBGDTRRX_EL0(boolean memory_mapped, bits(32) value)
    if EDSCR.ERR == '1' then return; // Error flag set: ignore write

    if EDSCR.RXfull == '1' || (Halted() && EDSCR.MA == '1' && EDSCR.ITE == '0') then
        EDSCR.RXO = '1'; EDSCR.ERR = '1'; // Overrun condition: ignore write
        return;

    EDSCR.RXfull = '1';
    DTRRX = value;

    if Halted() && EDSCR.MA == '1' then
        EDSCR.ITE = '0'; // See comments in Write_EDITR()
        if !UsingAArch32() then
            ExecuteA64(0xD5330501<31:0>); // A64 "MRS X1,DBGDTRRX_EL0"
            ExecuteA64(0xB8004401<31:0>); // A64 "STR W1,[X0],#4"
            X[1, 64] = bits(64) UNKNOWN;
        else
            ExecuteT32(0xEE10<15:0> /*hw1*/, 0x1E15<15:0> /*hw2*/); // T32 "MRS R1,DBGDTRRXint"
            ExecuteT32(0xF840<15:0> /*hw1*/, 0x1B04<15:0> /*hw2*/); // T32 "STR R1,[R0],#4"
            R[1] = bits(32) UNKNOWN;
        // If the store aborts, the Data Abort exception is taken and EDSCR.ERR is set to 1
        if EDSCR.ERR == '1' then
            EDSCR.RXfull = bit UNKNOWN;
            DBGDTRRX_EL0 = bits(64) UNKNOWN;
        else
            // "MRS X1,DBGDTRRX_EL0" calls Read_DBGDTR_EL0() which clears RXfull.
            assert EDSCR.RXfull == '0';

            EDSCR.ITE = '1'; // See comments in Write_EDITR()
    return;
```

Library pseudocode for shared/debug/dccanditr/Write_DBGDTRTX_EL0

```
// Write_DBGDTRTX_EL0()
// =====
// Called on writes to debug register 0x08C.

Write_DBGDTRTX_EL0(boolean memory_mapped, bits(32) value)
    DTRTX = value;
    return;
```

Library pseudocode for shared/debug/dccanditr/Write_DBGDTR_EL0

```
// Write_DBGDTR_EL0()
// =====
// System register writes to DBGDTR_EL0, DBGDTRTX_EL0 (AArch64) and DBGDTRTXint (AArch32)

Write_DBGDTR_EL0(bits(N) value_in)
    bits(N) value = value_in;
    // For MSR DBGDTRTX_EL0,<Rt> N=32, value=X[t]<31:0>, X[t]<63:32> is ignored
    // For MSR DBGDTR_EL0,<Xt> N=64, value=X[t]<63:0>
    assert N IN {32,64};
    if EDSCR.TXfull == '1' then
        value = bits(N) UNKNOWN;
    // On a 64-bit write, implement a half-duplex channel
    if N == 64 then DTRRX = value<63:32>;
    DTRTX = value<31:0>; // 32-bit or 64-bit write
    EDSCR.TXfull = '1';
    return;
```

Library pseudocode for shared/debug/dccanditr/Write_EDITR

```
// Write_EDITR()
// =====
// Called on writes to debug register 0x084.

Write_EDITR(boolean memory_mapped, bits(32) value)
    if EDSCR.ERR == '1' then return; // Error flag set: ignore write

    if !Halted() then return; // Non-debug state: ignore write

    if EDSCR.ITE == '0' || EDSCR.MA == '1' then
        EDSCR.ITO = '1'; EDSCR.ERR = '1'; // Overrun condition: block write
        return;

    // ITE indicates whether the PE is ready to accept another instruction; the PE
    // may support multiple outstanding instructions. Unlike the "InstrCompl" flag in [v7A] there
    // is no indication that the pipeline is empty (all instructions have completed). In this
    // pseudocode, the assumption is that only one instruction can be executed at a time,
    // meaning ITE acts like "InstrCompl".
    EDSCR.ITE = '0';

    if !UsingAArch32() then
        ExecuteA64(value);
    else
        ExecuteT32(value<15:0> /*hw1*/, value<31:16> /*hw2*/);

    EDSCR.ITE = '1';

    return;
```



```

// DCPSInstruction()
// =====
// Operation of the DCPS instruction in Debug state

DCPSInstruction(bits(2) target_el)

    SynchronizeContext();

bits(2) handle_el;
case target_el of
    when EL1
        if PSTATE.EL == EL2 || (PSTATE.EL == EL3 && !UsingAArch32()) then
            handle_el = PSTATE.EL;
        elsif EL2Enabled() && HCR_EL2.TGE == '1' then
            UNDEFINED;
        else
            handle_el = EL1;
    when EL2
        if !HaveEL(EL2) then
            UNDEFINED;
        elsif PSTATE.EL == EL3 && !UsingAArch32() then
            handle_el = EL3;
        elsif !IsSecureEL2Enabled() && CurrentSecurityState() == SS_Secure then
            UNDEFINED;
        else
            handle_el = EL2;
    when EL3
        if EDSCR.SDD == '1' || !HaveEL(EL3) then
            UNDEFINED;
        else
            handle_el = EL3;
    otherwise
        Unreachable();

from_secure = CurrentSecurityState() == SS_Secure;
if ELUsingAArch32(handle_el) then
    if PSTATE.M == M32_Monitor then SCR.NS = '0';
    assert UsingAArch32(); // Cannot move from AArch64 to AArch32
    case handle_el of
        when EL1
            AArch32.WriteMode(M32_Svc);
            if IsFeatureImplemented(FEAT_PAN) && SCTLr.SPAN == '0' then
                PSTATE.PAN = '1';
        when EL2 AArch32.WriteMode(M32_Hyp);
        when EL3
            AArch32.WriteMode(M32_Monitor);
            if IsFeatureImplemented(FEAT_PAN) then
                if !from_secure then
                    PSTATE.PAN = '0';
                elsif SCTLr.SPAN == '0' then
                    PSTATE.PAN = '1';
    if handle_el == EL2 then
        ELR_hyp = bits(32) UNKNOWN; HSR = bits(32) UNKNOWN;
    else
        LR = bits(32) UNKNOWN;
        SPSR_curr[] = bits(32) UNKNOWN;
        PSTATE.E = SCTLr_ELx[].EE;
        DLR = bits(32) UNKNOWN; DSPSR = bits(32) UNKNOWN;

else // Targeting AArch64
    from_32 = UsingAArch32();
    if from_32 then AArch64.MaybeZeroRegisterUppers();
    if from_32 && IsFeatureImplemented(FEAT_SME) && PSTATE.SM == '1' then
        ResetSVEState();
    else
        MaybeZeroSVEUppers(target_el);
    PSTATE.nRW = '0'; PSTATE.SP = '1'; PSTATE.EL = handle_el;
    if IsFeatureImplemented(FEAT_PAN) && ((handle_el == EL1 && SCTLr_EL1.SPAN == '0') ||
        (handle_el == EL2 && ELIsInHost(EL0) &&
            SCTLr_EL2.SPAN == '0')) then

```



```

    PSTATE.PAN = '1';
    ELR_ELx[] = bits(64) UNKNOWN; SPSR_ELx[] = bits(64) UNKNOWN; ESR_ELx[] = bits(64) UNKNOWN;
    DLR_ELO = bits(64) UNKNOWN; DSPSR_ELO = bits(64) UNKNOWN;
    if IsFeatureImplemented(FEAT_UAO) then PSTATE.UAO = '0';
    if IsFeatureImplemented(FEAT_MTE) then PSTATE.TCO = '1';
    if IsFeatureImplemented(FEAT_GCS) then PSTATE.EXLOCK = '0';
    if IsFeatureImplemented(FEAT_UINJ) then PSTATE.UINJ = '0';
    UpdateEDSCRFields(); // Update EDSCR PE state flags
    sync_errors = IsFeatureImplemented(FEAT_IESB) && SCTLRL_ELx[].IESB == '1';
    if IsFeatureImplemented(FEAT_DoubleFault) && !UsingAArch32() then
        sync_errors = (sync_errors ||
            (EffectiveEA() == '1' && SCR_EL3.NMEA == '1' && PSTATE.EL == EL3));
    // The Effective value of SCTLRL[].IESB might be zero in Debug state.
    if !ConstrainUnpredictableBool(Unpredictable_IESBinDebug) then
        sync_errors = FALSE;
    if sync_errors then
        SynchronizeErrors();
    return;

```

Library pseudocode for shared/debug/halting/DRPSInstruction

```

// DRPSInstruction()
// =====
// Operation of the A64 DRPS and T32 ERET instructions in Debug state

DRPSInstruction()

    sync_errors = IsFeatureImplemented(FEAT_IESB) && SCTLRL_ELx[].IESB == '1';
    if IsFeatureImplemented(FEAT_DoubleFault) && !UsingAArch32() then
        sync_errors = (sync_errors ||
            (EffectiveEA() == '1' && SCR_EL3.NMEA == '1' && PSTATE.EL == EL3));
    // The Effective value of SCTLRL[].IESB might be zero in Debug state.
    if !ConstrainUnpredictableBool(Unpredictable_IESBinDebug) then
        sync_errors = FALSE;
    if sync_errors then
        SynchronizeErrors();

    SynchronizeContext();

    DebugRestorePSR();

    return;

```

Library pseudocode for shared/debug/halting/DebugHalt

```

// DebugHalt
// =====
// Reason codes for entry to Debug state

constant bits(6) DebugHalt_Breakpoint      = '000111';
constant bits(6) DebugHalt_EDBGRQ         = '010011';
constant bits(6) DebugHalt_Step_Normal     = '011011';
constant bits(6) DebugHalt_Step_Exclusive  = '011111';
constant bits(6) DebugHalt_OSUnlockCatch   = '100011';
constant bits(6) DebugHalt_ResetCatch      = '100111';
constant bits(6) DebugHalt_Watchpoint      = '101011';
constant bits(6) DebugHalt_HaltInstruction = '101111';
constant bits(6) DebugHalt_SoftwareAccess  = '110011';
constant bits(6) DebugHalt_ExceptionCatch  = '110111';
constant bits(6) DebugHalt_Step_NoSyndrome = '111011';

```

Library pseudocode for shared/debug/halting/DebugRestorePSR

```
// DebugRestorePSR()
// =====

DebugRestorePSR()
// PSTATE.{N,Z,C,V,Q,GE,SS,D,A,I,F} are not observable and ignored in Debug state, so
// behave as if UNKNOWN.
if UsingAArch32() then
    constant bits(32) spsr = SPSR_curr[];
    SetPSTATEFromPSR(spsr);
    PSTATE.<N,Z,C,V,Q,GE,SS,A,I,F> = bits(13) UNKNOWN;
    // In AArch32, all instructions are T32 and unconditional.
    PSTATE.IT = '00000000'; PSTATE.T = '1'; // PSTATE.J is RES0
    DLR = bits(32) UNKNOWN; DSPSR = bits(32) UNKNOWN;
else
    constant bits(64) spsr = SPSR_ELx[];
    SetPSTATEFromPSR(spsr);
    PSTATE.<N,Z,C,V,SS,D,A,I,F> = bits(9) UNKNOWN;
    DLR_EL0 = bits(64) UNKNOWN; DSPSR_EL0 = bits(64) UNKNOWN;
UpdateEDSCRFields(); // Update EDSCR PE state flags
```

Library pseudocode for shared/debug/halting/DisableITRAndResumeInstructionPrefetch

```
// DisableITRAndResumeInstructionPrefetch()
// =====

DisableITRAndResumeInstructionPrefetch();
```

Library pseudocode for shared/debug/halting/ExecuteA64

```
// ExecuteA64()
// =====
// Execute an A64 instruction in Debug state.

ExecuteA64(bits(32) instr);
```

Library pseudocode for shared/debug/halting/ExecuteT32

```
// ExecuteT32()
// =====
// Execute a T32 instruction in Debug state.

ExecuteT32(bits(16) hw1, bits(16) hw2);
```

Library pseudocode for shared/debug/halting/ExitDebugState

```
// ExitDebugState()
// =====

ExitDebugState()
    assert Halted();
    SynchronizeContext();

    // Although EDSCR.STATUS signals that the PE is restarting, debuggers must use EDPRSR.SDR to
    // detect that the PE has restarted.
    EDSCR.STATUS = '000001'; // Signal restarting
    // Clear any pending Halting debug events
    if IsFeatureImplemented(FEAT_Debugv8p8) then
        EDESR<3:0> = '0000';
    else
        EDESR<2:0> = '000';

    bits(64) new_pc;
    bits(64) spsr;

    if UsingAArch32() then
        new_pc = ZeroExtend(DLR, 64);
        if IsFeatureImplemented(FEAT_Debugv8p9) then
            spsr = DSPSR2 : DSPSR;
        else
            spsr = ZeroExtend(DSPSR, 64);
    else
        new_pc = DLR_EL0;
        spsr = DSPSR_EL0;

    constant boolean illegal_psr_state = IllegalExceptionReturn(spsr);
    // If this is an illegal return, SetPSTATEFromPSR() will set PSTATE.IL.
    SetPSTATEFromPSR(spsr); // Can update privileged bits, even at EL0

    constant boolean branch_conditional = FALSE;
    if UsingAArch32() then
        if ConstrainUnpredictableBool(Unpredictable\_RESTARTALIGNPC) then new_pc<0> = '0';
        // AArch32 branch
        BranchTo(new_pc<31:0>, BranchType\_DBGEXIT, branch_conditional);
    else
        // If targeting AArch32 then PC[63:32,1:0] might be set to UNKNOWN.
        if illegal_psr_state && spsr<4> == '1' then
            new_pc<63:32> = bits(32) UNKNOWN;
            new_pc<1:0> = bits(2) UNKNOWN;
        if IsFeatureImplemented(FEAT_BRBE) then
            BRBEDebugStateExit(new_pc);
        // A type of branch that is never predicted
        BranchTo(new_pc, BranchType\_DBGEXIT, branch_conditional);

    // Atomically signal restarted
    EDSCR.STATUS = '000010';
    EDPRSR.SDR = '1';
    // End Atomically
    EDPRSR.HALTED = '0';
    UpdateEDSCRFields(); // Stop signalling PE state
    DisableITRAndResumeInstructionPrefetch();

    return;
```



```

// Halt()
// =====

Halt(bits(6) reason)
    constant boolean is_async = FALSE;
    constant FaultRecord fault = NoFault();
    Halt(reason, is_async, fault);

// Halt()
// =====

Halt(bits(6) reason, boolean is_async, FaultRecord fault)
    if IsFeatureImplemented(FEAT_TME) && TSTATE.depth > 0 then
        FailTransaction(TMFailure\_DBG, FALSE);

    CTI\_SignalEvent(CrossTriggerIn\_CrossHalt); // Trigger other cores to halt

    constant bits(64) preferred_restart_address = ThisInstrAddr(64);
    bits(64) spsr = GetPSRFromPSTATE(DebugState, 64);

    if (IsFeatureImplemented(FEAT_BTI) && !is_async &&
        ! reason IN {DebugHalt\_Step\_Normal, DebugHalt\_Step\_Exclusive,
                     DebugHalt\_Step\_NoSyndrome, DebugHalt\_Breakpoint,
                     DebugHalt\_HaltInstruction} &&
        ConstrainUnpredictableBool(Unpredictable\_ZEROBTYP)) then
        spsr<11:10> = '00';

    if UsingAArch32() then
        DLR = preferred_restart_address<31:0>;
        DSPSR = spsr<31:0>;
        if IsFeatureImplemented(FEAT_Debugv8p9) then
            DSPSR2 = spsr<63:32>;
    else
        DLR_EL0 = preferred_restart_address;
        DSPSR_EL0 = spsr;
    EDSCR.ITE = '1';
    EDSCR.ITO = '0';
    if IsFeatureImplemented(FEAT_RME) then
        if PSTATE.EL == EL3 then
            EDSCR.SDD = '0';
        else
            EDSCR.SDD = if ExternalRootInvasiveDebugEnabled() then '0' else '1';
    elseif CurrentSecurityState() == SS\_Secure then
        EDSCR.SDD = '0'; // If entered in Secure state, allow debug
    elseif HaveEL(EL3) then
        EDSCR.SDD = if ExternalSecureInvasiveDebugEnabled() then '0' else '1';
    else
        EDSCR.SDD = '1'; // Otherwise EDSCR.SDD is RES1
    EDSCR.MA = '0';

    // In Debug state:
    // * PSTATE.{SS,SSBS,D,A,I,F} are not observable and ignored so behave-as-if UNKNOWN.
    // * PSTATE.{N,Z,C,V,Q,GE,E,M,nRW,EL,SP,DIT} are also not observable, but since these
    //     are not changed on exception entry, this function also leaves them unchanged.
    // * PSTATE.{IT,T} are ignored.
    // * PSTATE.IL is ignored and behave-as-if 0.
    // * PSTATE.BTYPE is ignored and behave-as-if 0.
    // * PSTATE.TCO is set 1.
    // * PSTATE.PACM is ignored and behave-as-if 0.
    // * PSTATE.{UAO,PAN} are observable and not changed on entry into Debug state.
    // * PSTATE.UINJ is set to 0.

    if UsingAArch32() then
        PSTATE.<IT,SS,SSBS,A,I,F,T> = bits(14) UNKNOWN;
    else
        PSTATE.<SS,SSBS,D,A,I,F> = bits(6) UNKNOWN;

    if IsFeatureImplemented(FEAT_MTE) then PSTATE.TCO = '1';
    if IsFeatureImplemented(FEAT_BTI) then PSTATE.BTYPE = '00';
    if IsFeatureImplemented(FEAT_PAuth_LR) then PSTATE.PACM = '0';

```

```

PSTATE.IL = '0';
if IsFeatureImplemented(FEAT_UINJ) then PSTATE.UINJ = '0';
if IsFeatureImplemented(FEAT_BRBE) then
    BRBEDebugStateEntry(preferred_restart_address);
StopInstructionPrefetchAndEnableITR();
EDSCR.STATUS = reason;
EDPRSR.HALTED = '1';
UpdateEDSCRFields(); // Update EDSCR PE state flags.
if IsFeatureImplemented(FEAT_EDHSR) then
    UpdateEDHSR(reason, fault); // Update EDHSR fields.
if !is_async then EndOfInstruction();
return;

```

Library pseudocode for shared/debug/halting/HaltOnBreakpointOrWatchpoint

```

// HaltOnBreakpointOrWatchpoint()
// =====
// Returns TRUE if the Breakpoint and Watchpoint debug events should be considered for Debug
// state entry, FALSE if they should be considered for a debug exception.

boolean HaltOnBreakpointOrWatchpoint()
    return HaltingAllowed() && EDSCR.HDE == '1' && OSLSR_EL1.OSLK == '0';

```

Library pseudocode for shared/debug/halting/Halted

```

// Halted()
// =====

boolean Halted()
    return ! EDSCR.STATUS IN {'000001', '000010'}; // Halted

```

Library pseudocode for shared/debug/halting/HaltingAllowed

```

// HaltingAllowed()
// =====
// Returns TRUE if halting is currently allowed, FALSE if halting is prohibited.

boolean HaltingAllowed()
    if Halted() || DoubleLockStatus() then
        return FALSE;
    ss = CurrentSecurityState();
    case ss of
        when SS\_NonSecure return ExternalInvasiveDebugEnabled();
        when SS\_Secure    return ExternalSecureInvasiveDebugEnabled();
        when SS\_Root     return ExternalRootInvasiveDebugEnabled();
        when SS\_Realm    return ExternalRealmInvasiveDebugEnabled();

```

Library pseudocode for shared/debug/halting/Restarting

```

// Restarting()
// =====

boolean Restarting()
    return EDSCR.STATUS == '000001'; // Restarting

```

Library pseudocode for shared/debug/halting/StopInstructionPrefetchAndEnableITR

```

// StopInstructionPrefetchAndEnableITR()
// =====

StopInstructionPrefetchAndEnableITR();

```

Library pseudocode for shared/debug/halting/UpdateDbgAuthStatus

```
// UpdateDbgAuthStatus()
// =====
// Provides information about the state of the
// IMPLEMENTATION DEFINED authentication interface for debug.

UpdateDbgAuthStatus()
    bits(2) nsid, nsnid;
    bits(2) sid, snid;
    bits(2) rlid, rtid;
    if SecureOnlyImplementation\(\) then
        nsid = '00';
    elseif ExternalInvasiveDebugEnabled\(\) then
        nsid = '11';           // Non-secure Invasive debug implemented and enabled.
    else
        nsid = '10';           // Non-secure Invasive debug implemented and disabled.

    if SecureOnlyImplementation\(\) then
        nsnid = '00';
    elseif ExternalNoninvasiveDebugEnabled\(\) then
        nsnid = '11';           // Non-secure Non-Invasive debug implemented and enabled.
    else
        nsnid = '10';           // Non-secure Non-Invasive debug implemented and disabled.

    if !HaveSecureState\(\) then
        sid = '00';
    elseif ExternalSecureInvasiveDebugEnabled\(\) then
        sid = '11';           // Secure Invasive debug implemented and enabled.
    else
        sid = '10';           // Secure Invasive debug implemented and disabled.

    if !HaveSecureState\(\) then
        snid = '00';
    elseif ExternalSecureNoninvasiveDebugEnabled\(\) then
        snid = '11';           // Secure Non-Invasive debug implemented and enabled.
    else
        snid = '10';           // Secure Non-Invasive debug implemented and disabled.

    if !IsFeatureImplemented\(FEAT\_RME\) then
        rlid = '00';
    elseif ExternalRealmInvasiveDebugEnabled\(\) then
        rlid = '11';           // Realm Invasive debug implemented and enabled.
    else
        rlid = '10';           // Realm Invasive debug implemented and disabled.

    if !IsFeatureImplemented\(FEAT\_RME\) then
        rtid = '00';
    elseif ExternalRootInvasiveDebugEnabled\(\) then
        rtid = '11';           // Root Invasive debug implemented and enabled.
    else
        rtid = '10';           // Root Invasive debug implemented and disabled.

    DBGAUTHSTATUS_EL1.NSID = nsid;
    DBGAUTHSTATUS_EL1.NSNID = nsnid;
    DBGAUTHSTATUS_EL1.SID = sid;
    DBGAUTHSTATUS_EL1.SNID = snid;
    DBGAUTHSTATUS_EL1.RLID = rlid;
    DBGAUTHSTATUS_EL1.RLNID = rlid;           // Field has the same value as DBGAUTHSTATUS_EL1.RLID.
    DBGAUTHSTATUS_EL1.RTID = rtid;
    DBGAUTHSTATUS_EL1.RTNID = rtid;           // Field has the same value as DBGAUTHSTATUS_EL1.RTID.
    return;
```

Library pseudocode for shared/debug/halting/UpdateEDHSR

```
// UpdateEDHSR()
// =====
// Update EDHSR watchpoint related fields.

UpdateEDHSR(bits(6) reason, FaultRecord fault)
    bits(64) syndrome = Zeros(64);
    if reason == DebugHalt\_Watchpoint then
        if IsFeatureImplemented(FEAT_GCS) && fault.accessdesc.acctype == AccessType\_GCS then
            syndrome<40> = '1'; // GCS
        syndrome<23:0> = WatchpointRelatedSyndrome(fault);
        if IsFeatureImplemented(FEAT_Debugv8p9) then
            if fault.write then syndrome<6> = '1'; // WnR
            if fault.accessdesc.acctype IN {AccessType\_DC, AccessType\_IC, AccessType\_AT} then
                syndrome<8> = '1'; // CM
            if IsFeatureImplemented(FEAT_NV2) && fault.accessdesc.acctype == AccessType\_NV2 then
                syndrome<13> = '1'; // VNCR
    else
        syndrome = bits(64) UNKNOWN;

    EDHSR = syndrome;
```


Library pseudocode for shared/debug/halting/UpdateEDSCRFields

```
// UpdateEDSCRFields()
// =====
// Update EDSCR PE state fields

UpdateEDSCRFields()
    if !Halted() then
        EDSCR.EL = '00';
        if IsFeatureImplemented(FEAT_RME) then
            // SDD bit.
            EDSCR.SDD = if ExternalRootInvasiveDebugEnabled() then '0' else '1';
            EDSCR.<NSE,NS> = bits(2) UNKNOWN;
        else
            // SDD bit.
            EDSCR.SDD = if ExternalSecureInvasiveDebugEnabled() then '0' else '1';
            EDSCR.NS = bit UNKNOWN;

        EDSCR.RW = '1111';
    else
        EDSCR.EL = PSTATE.EL;
        // Error Pending.
        if EL2Enabled() && HCR_EL2.<AMO,TGE> == '10' && PSTATE.EL IN {EL0,EL1} then
            EDSCR.A = if IsVirtualSErrorPending() then '1' else '0';
        else
            EDSCR.A = if IsPhysicalSErrorPending() then '1' else '0';

        ss = CurrentSecurityState();
        if IsFeatureImplemented(FEAT_RME) then
            case ss of
                when SS_Secure      EDSCR.<NSE,NS> = '00';
                when SS_NonSecure    EDSCR.<NSE,NS> = '01';
                when SS_Root         EDSCR.<NSE,NS> = '10';
                when SS_Realm        EDSCR.<NSE,NS> = '11';
            else
                EDSCR.NS = if ss == SS_Secure then '0' else '1';

        bits(4) RW;
        RW<1> = if ELUsingAArch32(EL1) then '0' else '1';
        if PSTATE.EL != EL0 then
            RW<0> = RW<1>;
        else
            RW<0> = if UsingAArch32() then '0' else '1';
        if !HaveEL(EL2) || (HaveEL(EL3) && SCR_curr[].NS == '0' && !IsSecureEL2Enabled()) then
            RW<2> = RW<1>;
        else
            RW<2> = if ELUsingAArch32(EL2) then '0' else '1';
        if !HaveEL(EL3) then
            RW<3> = RW<2>;
        else
            RW<3> = if ELUsingAArch32(EL3) then '0' else '1';

        // The least-significant bits of EDSCR.RW are UNKNOWN if any higher EL is using AArch32.
        if RW<3> == '0' then RW<2:0> = bits(3) UNKNOWN;
        elsif RW<2> == '0' then RW<1:0> = bits(2) UNKNOWN;
        elsif RW<1> == '0' then RW<0> = bit UNKNOWN;
        EDSCR.RW = RW;
    return;
```

Library pseudocode for shared/debug/haltingevents/CheckExceptionCatch

```
// CheckExceptionCatch()
// =====
// Check whether an Exception Catch debug event is set on the current Exception level

CheckExceptionCatch(boolean exception_entry)
    // Called after an exception entry or exit, that is, such that the Security state
    // and PSTATE.EL are correct for the exception target. When FEAT_Debugv8p2
    // is not implemented, this function might also be called at any time.
    ss = SecurityStateAtEL(PSTATE.EL);
    integer base;

    case ss of
        when SS\_Secure      base = 0;
        when SS\_NonSecure  base = 4;
        when SS\_Realm      base = 16;
        when SS\_Root       base = 0;
    if HaltingAllowed() then
        boolean halt;
        if IsFeatureImplemented(FEAT_Debugv8p2) then
            exception_exit = !exception_entry;
            increment = if ss == SS\_Realm then 4 else 8;
            ctrl = EDECCR<UInt(PSTATE.EL) + base + increment>:EDECCR<UInt(PSTATE.EL) + base>;
            case ctrl of
                when '00'  halt = FALSE;
                when '01'  halt = TRUE;
                when '10'  halt = (exception_exit == TRUE);
                when '11'  halt = (exception_entry == TRUE);
            else
                halt = (EDECCR<UInt(PSTATE.EL) + base> == '1');

            if halt then
                if IsFeatureImplemented(FEAT_Debugv8p8) && exception_entry then
                    EDESR.EC = '1';
                else
                    Halt(DebugHalt\_ExceptionCatch);
```

Library pseudocode for shared/debug/haltingevents/CheckHaltingStep

```
// CheckHaltingStep()
// =====
// Check whether EDESR.SS has been set by Halting Step

CheckHaltingStep(boolean is_async)
    step_enabled = EDECR.SS == '1' && HaltingAllowed();
    active_pending = step_enabled && EDESR.SS == '1';
    if active_pending then
        if HaltingStep\_DidNotStep() then
            constant FaultRecord fault = NoFault();
            Halt(DebugHalt\_Step\_NoSyndrome, is_async, fault);
        elsif HaltingStep\_SteppedEX() then
            constant FaultRecord fault = NoFault();
            Halt(DebugHalt\_Step\_Exclusive, is_async, fault);
        else
            constant FaultRecord fault = NoFault();
            Halt(DebugHalt\_Step\_Normal, is_async, fault);
    if step_enabled then ShouldAdvanceHS = TRUE;
    return;
```

Library pseudocode for shared/debug/haltingevents/CheckOSUnlockCatch

```
// CheckOSUnlockCatch()
// =====
// Called on unlocking the OS Lock to pend an OS Unlock Catch debug event

CheckOSUnlockCatch()
    if ((IsFeatureImplemented(FEAT_DoPD) && CTIDEVCTL.OSUCE == '1') ||
        (!IsFeatureImplemented(FEAT_DoPD) && EDECR.OSUCE == '1')) then
        if !Halted() then EDESR.OSUC = '1';
```

Library pseudocode for shared/debug/haltingevents/CheckPendingExceptionCatch

```
// CheckPendingExceptionCatch()
// =====
// Check whether EDESR.EC has been set by an Exception Catch debug event.

CheckPendingExceptionCatch(boolean is_async)
    if IsFeatureImplemented(FEAT_Debugv8p8) && HaltingAllowed() && EDESR.EC == '1' then
        constant FaultRecord fault = NoFault();
        Halt(DebugHalt\_ExceptionCatch, is_async, fault);
```

Library pseudocode for shared/debug/haltingevents/CheckPendingOSUnlockCatch

```
// CheckPendingOSUnlockCatch()
// =====
// Check whether EDESR.OSUC has been set by an OS Unlock Catch debug event

CheckPendingOSUnlockCatch()
    if HaltingAllowed() && EDESR.OSUC == '1' then
        constant boolean is_async = TRUE;
        constant FaultRecord fault = NoFault();
        Halt(DebugHalt\_OSUnlockCatch, is_async, fault);
```

Library pseudocode for shared/debug/haltingevents/CheckPendingResetCatch

```
// CheckPendingResetCatch()
// =====
// Check whether EDESR.RC has been set by a Reset Catch debug event

CheckPendingResetCatch()
    if HaltingAllowed() && EDESR.RC == '1' then
        constant boolean is_async = TRUE;
        constant FaultRecord fault = NoFault();
        Halt(DebugHalt\_ResetCatch, is_async, fault);
```

Library pseudocode for shared/debug/haltingevents/CheckResetCatch

```
// CheckResetCatch()
// =====
// Called after reset

CheckResetCatch()
    if ((IsFeatureImplemented(FEAT_DoPD) && CTIDEVCTL.RCE == '1') ||
        (!IsFeatureImplemented(FEAT_DoPD) && EDECR.RCE == '1')) then
        EDESR.RC = '1';
        // If halting is allowed then halt immediately
        if HaltingAllowed() then Halt(DebugHalt\_ResetCatch);
```

Library pseudocode for shared/debug/haltingevents/CheckSoftwareAccessToDebugRegisters

```
// CheckSoftwareAccessToDebugRegisters()
// =====
// Check for access to Breakpoint and Watchpoint registers.

CheckSoftwareAccessToDebugRegisters()
    os_lock = (if ELUsingAArch32(EL1) then DBGOSLSR.OSLK else OSLSR_EL1.OSLK);
    if HaltingAllowed() && EDCR.TDA == '1' && os_lock == '0' then
        Halt(DebugHalt\_SoftwareAccess);
```

Library pseudocode for shared/debug/haltingevents/CheckTRBEHalt

```
// CheckTRBEHalt()
// =====

CheckTRBEHalt()
    if !IsFeatureImplemented(FEAT_Debugv8p9) || !IsFeatureImplemented(FEAT_TRBE_EXT) then
        return;

    if (HaltingAllowed() && TraceBufferEnabled() &&
        TRBSR_EL1.IRQ == '1' && EDCR.TRBE == '1') then
        Halt(DebugHalt\_EDBGRQ);
```

Library pseudocode for shared/debug/haltingevents/ExternalDebugRequest

```
// ExternalDebugRequest()
// =====

ExternalDebugRequest()
    if HaltingAllowed() then
        constant boolean is_async = TRUE;
        constant FaultRecord fault = NoFault();
        Halt(DebugHalt\_EDBGRQ, is_async, fault);
    // Otherwise the CTI continues to assert the debug request until it is taken.
```

Library pseudocode for shared/debug/haltingevents/HSAdvance

```
// HSAdvance()
// =====
// Advance the Halting Step State Machine

HSAdvance()
    if !ShouldAdvanceHS then return;
    step_enabled = EDCR.SS == '1' && HaltingAllowed();
    active_not_pending = step_enabled && EDCR.SS == '0';
    if active_not_pending then EDCR.SS = '1'; // set as pending.
    ShouldAdvanceHS = FALSE;
    return;
```

Library pseudocode for shared/debug/haltingevents/HaltingStep_DidNotStep

```
// HaltingStep_DidNotStep()
// =====
// Returns TRUE if the previously executed instruction was executed in the inactive state, that is,
// if it was not itself stepped.

boolean HaltingStep_DidNotStep();
```

Library pseudocode for shared/debug/haltingevents/HaltingStep_SteppedEX

```
// HaltingStep_SteppedEX()
// =====
// Returns TRUE if the previously executed instruction was a Load-Exclusive class instruction
// executed in the active-not-pending state.

boolean HaltingStep_SteppedEX();
```

Library pseudocode for shared/debug/interrupts/ExternalDebugInterruptsDisabled

```
// ExternalDebugInterruptsDisabled()
// =====
// Determine whether EDSCR disables interrupts routed to 'target'.

boolean ExternalDebugInterruptsDisabled(bits(2) target)
    boolean int_dis;
    constant SecurityState ss = SecurityStateAtEL(target);
    if IsFeatureImplemented(FEAT_Debugv8p4) then
        if EDSCR.INTdis<0> == '1' then
            case ss of
                when SS\_NonSecure int_dis = ExternalInvasiveDebugEnabled();
                when SS\_Secure int_dis = ExternalSecureInvasiveDebugEnabled();
                when SS\_Realm int_dis = ExternalRealmInvasiveDebugEnabled();
                when SS\_Root int_dis = ExternalRootInvasiveDebugEnabled();
            else
                int_dis = FALSE;
        else
            case target of
                when EL3
                    int_dis = (EDSCR.INTdis == '11' && ExternalSecureInvasiveDebugEnabled());
                when EL2
                    int_dis = (EDSCR.INTdis == '1x' && ExternalInvasiveDebugEnabled());
                when EL1
                    if ss == SS\_Secure then
                        int_dis = (EDSCR.INTdis == '1x' && ExternalSecureInvasiveDebugEnabled());
                    else
                        int_dis = (EDSCR.INTdis != '00' && ExternalInvasiveDebugEnabled());
            return int_dis;
```

Library pseudocode for shared/debug/pmu

```
array integer PMUEventAccumulator[0..30]; // Accumulates PMU events for a cycle

array boolean PMULastThresholdValue[0..30]; // A record of the threshold result for each
```

Library pseudocode for shared/debug/pmu/CYCLE_COUNTER_ID

```
// Constant used in PMU functions to represent actions on the cycle counter.
constant integer CYCLE_COUNTER_ID = 31;
```

Library pseudocode for shared/debug/pmu/CheckForPMUOverflow

```
// CheckForPMUOverflow()
// =====
// Called before each instruction is executed.
// If a PMU event counter has overflowed, this function might do any of:
// - Signal a Performance Monitors overflow interrupt request.
// - Signal a CTI Performance Monitors overflow event.
// - Generate an External Debug Request debug event.
// - Generate a BRBE freeze event.

CheckForPMUOverflow()
    constant boolean include_r1 = TRUE;
    constant boolean include_r2 = TRUE;
    constant boolean include_r3 = TRUE;

    constant boolean enabled = PMUIRQEnabled\(\);
    constant boolean pmuirq = CheckPMUOverflowCondition(PMUOverflowCondition\_IRQ,
                                                    include_r1, include_r2, include_r3);

    SetInterruptRequestLevel(InterruptID\_PMUIRQ,
                            if enabled && pmuirq then HIGH else LOW);
    CTI\_SetEventLevel(CrossTriggerIn\_PMUOverflow,
                     if pmuirq then HIGH else LOW);

    // The request remains set until the condition is cleared.
    // For example, an interrupt handler or cross-triggered event handler clears
    // the overflow status flag by writing to PMOVSLR_EL0.

    if IsFeatureImplemented(FEAT_PMUv3p9) && IsFeatureImplemented(FEAT_Debugv8p9) then
        if pmuirq && EDECR.PME == '1' then ExternalDebugRequest();

    if ShouldBRBEFreeze() then
        BRBEFreeze();

    return;
```



```

// CheckPMUOverflowCondition()
// =====
// Checks for PMU overflow under certain parameter conditions described by 'reason'.
// If 'include_r1' is TRUE, then check counters in the range [0..(HPMN-1)], CCNTR
// and ICNTR, unless excluded by 'reason'.
// If 'include_r2' is TRUE, then check counters in the range [HPMN..(EPMN-1)].
// If 'include_r3' is TRUE, then check counters in the range [EPMN..(N-1)].

boolean CheckPMUOverflowCondition(PMUOverflowCondition reason,
                                boolean include_r1, boolean include_r2, boolean include_r3)

    // 'reason' is decoded into a further set of parameters:
    // If 'check_e' is TRUE, then check the applicable one of PMCR_EL0.E and MDCR_EL2.HPME.
    // If 'check_inten' is TRUE, then check the applicable PMINTENCLR_EL1 bit.
    // If 'exclude_cyc' is TRUE, then CCNTR is NOT checked.
    // If 'exclude_sync' is TRUE, then counters in synchronous mode are NOT checked.
    boolean check_e;
    boolean check_inten;
    boolean exclude_cyc;
    boolean exclude_sync;

    case reason of
        when PMUOverflowCondition\_PMUException
            check_e      = TRUE;
            check_inten  = TRUE;
            exclude_cyc  = FALSE;
            exclude_sync = IsFeatureImplemented(FEAT_SEBEP);
        when PMUOverflowCondition\_BRBEFreeze
            check_e      = FALSE;
            check_inten  = FALSE;
            exclude_cyc  = TRUE;
            exclude_sync = IsFeatureImplemented(FEAT_SEBEP);
        when PMUOverflowCondition\_Freeze
            check_e      = FALSE;
            check_inten  = FALSE;
            exclude_cyc  = FALSE;
            exclude_sync = IsFeatureImplemented(FEAT_SEBEP);
        when PMUOverflowCondition\_IRQ
            check_e      = TRUE;
            check_inten  = TRUE;
            exclude_cyc  = FALSE;
            exclude_sync = FALSE;
        otherwise
            Unreachable();

    bits(64) ovsf;

    if HaveAArch64() then
        ovsf = PMOVSCCLR_EL0;
        ovsf<63:33> = Zeros(31);
        if !IsFeatureImplemented(FEAT_PMUv3_ICNTR) then
            ovsf<INSTRUCTION\_COUNTER\_ID> = '0';
    else
        ovsf = ZeroExtend(PMOVSR, 64);

    constant integer counters = NUM_PMU_COUNTERS;
    // Remove unimplemented counters - these fields are RES0
    if counters < 31 then
        ovsf<30:counters> = Zeros(31-counters);

    for idx = 0 to counters - 1
        bit global_en;
        case GetPMUCounterRange(idx) of
            when PMUCounterRange\_R1
                global_en = if HaveAArch64() then PMCR_EL0.E else PMCR.E;
                if !include_r1 then
                    ovsf<idx> = '0';
            when PMUCounterRange\_R2
                global_en = if HaveAArch64() then MDCR_EL2.HPME else HDCR.HPME;
                if !include_r2 then

```



```

        ovسف<idx> = '0';
    when PMUCounterRange\_R3
        global_en = PMCCR.EPME;
        if !include_r3 then
            ovسف<idx> = '0';
        otherwise
            Unreachable();
    if exclude_sync then
        constant bit sync = PMEVTYPER_EL0[idx].SYNC;
        ovسف<idx> = ovسف<idx> AND NOT sync;
    if check_e then
        ovسف<idx> = ovسف<idx> AND global_en;

// Cycle counter
if exclude_cyc || !include_r1 then
    ovسف<CYCLE\_COUNTER\_ID> = '0';

if check_e then
    ovسف<CYCLE\_COUNTER\_ID> = ovسف<CYCLE\_COUNTER\_ID> AND PMCR_EL0.E;

// Instruction counter
if HaveAArch64() && IsFeatureImplemented(FEAT_PMUv3_ICNTR) then
    if !include_r1 then
        ovسف<INSTRUCTION\_COUNTER\_ID> = '0';
    if exclude_sync then
        constant bit sync = PMICFILTR_EL0.SYNC;
        ovسف<INSTRUCTION\_COUNTER\_ID> = ovسف<INSTRUCTION\_COUNTER\_ID> AND NOT sync;
    if check_e then
        ovسف<INSTRUCTION\_COUNTER\_ID> = ovسف<INSTRUCTION\_COUNTER\_ID> AND PMCR_EL0.E;

if check_inten then
    constant bits(64) inten = (if HaveAArch64() then PMINTENCLR_EL1
                                else ZeroExtend(PMINTENCLR, 64));
    ovسف = ovسف AND inten;

return !IsZero(ovسف);

```

Library pseudocode for shared/debug/pmu/ClearEventCounters

```

// ClearEventCounters()
// =====
// Zero all the event counters.
// Called on a write to PMCR_EL0 or PMCR that writes '1' to PMCR_EL0.P or PMCR.P.

ClearEventCounters()
    // Although ZeroPMUCounters implements the functionality for PMUACR_EL1
    // that is part of FEAT_PMUv3p9, it should be noted that writes to
    // PMCR_EL0 are not allowed at EL0 when PMUSERENR_EL0.UEN is 1, meaning
    // it is not relevant in this case.
    ZeroPMUCounters(Zeros(33) : Ones(31));

```



```

// CountPMUEvents()
// =====
// Return TRUE if counter "idx" should count its event.
// For the cycle counter, idx == CYCLE_COUNTER_ID (31).
// For the instruction counter, idx == INSTRUCTION_COUNTER_ID (32).

boolean CountPMUEvents(integer idx)
    constant integer counters = NUM_PMU_COUNTERS;
    assert (idx == CYCLE\_COUNTER\_ID || idx < counters ||
            (idx == INSTRUCTION\_COUNTER\_ID && IsFeatureImplemented(FEAT_PMuV3_ICNTR)));

    boolean debug;
    boolean enabled;
    boolean prohibited;
    boolean filtered;
    boolean frozen;

    // Event counting is disabled in Debug state
    debug = Halted();

    // Software can reserve some counters
    constant PMUCounterRange counter_range = GetPMUCounterRange(idx);
    ss = CurrentSecurityState();

    // Main enable controls
    bit global_en;
    bit counter_en;
    case counter_range of
        when PMUCounterRange\_R1
            global_en = if HaveAArch64() then PMCR_EL0.E else PMCR.E;
        when PMUCounterRange\_R2
            global_en = if HaveAArch64() then MDCR_EL2.HPME else HDCR.HPME;
        when PMUCounterRange\_R3
            assert IsFeatureImplemented(FEAT_PMuV3_EXTPMN);
            global_en = PMCCR.EPME;
        otherwise
            Unreachable();

    case idx of
        when INSTRUCTION\_COUNTER\_ID
            assert HaveAArch64();
            counter_en = PMCNTENSET_EL0.F0;
        when CYCLE\_COUNTER\_ID
            counter_en = if HaveAArch64() then PMCNTENSET_EL0.C else PMCNTENSET.C;
        otherwise
            counter_en = if HaveAArch64() then PMCNTENSET_EL0<idx> else PMCNTENSET<idx>;
            // Event counter <n> does not count when all of the following are true:
            // - FEAT_SEBEP is implemented
            // - PMEVTYPER<n>_EL0.SYNC == 1
            // - Event counter <n> is configured to count an event that is not a synchronous event
            if (IsFeatureImplemented(FEAT_SEBEP) && PMEVTYPER_EL0[idx].SYNC == '1' &&
                !IsSupportingPMUSynchronousMode(PMEVTYPER_EL0[idx].evtCount)) then
                counter_en = '0';

    enabled = global_en == '1' && counter_en == '1';

    // Event counting is allowed unless it is prohibited by any rule below
    prohibited = FALSE;

    // Event counting in Secure state or at EL3 is prohibited if all of:
    // * EL3 is implemented
    // * One of the following is true:
    //   - EL3 is using AArch64, MDCR_EL3.SPME == 0, and either:
    //     - FEAT_PMuV3p7 is not implemented
    //     - MDCR_EL3.MPMX == 0
    //   - EL3 is using AArch32 and SDCR.SPME == 0
    // * Either not executing at EL0 using AArch32, or one of the following is true:
    //   - EL3 is using AArch32 and SDER.SUNIDEN == 0
    //   - EL3 is using AArch64, EL1 is using AArch32, and SDER32_EL3.SUNIDEN == 0
    // * PMNx is not reserved for use by the external interface

```

```

if (HaveEL(EL3) && (ss == SS_Secure || PSTATE.EL == EL3) &&
    counter_range != PMUCounterRange_R3) then
    if !ELUsingAArch32(EL3) then
        prohibited = (MDCR_EL3.SPME == '0' &&
            (!IsFeatureImplemented(FEAT_PMUv3p7) || MDCR_EL3.MPMX == '0'));
    else
        prohibited = SDCR.SPME == '0';

    if prohibited && PSTATE.EL == EL0 then
        if ELUsingAArch32(EL3) then
            prohibited = SDER.SUNIDEN == '0';
        elseif ELUsingAArch32(EL1) then
            prohibited = SDER32_EL3.SUNIDEN == '0';

// Event counting at EL3 is prohibited if all of:
// * FEAT_PMUv3p7 is implemented
// * EL3 is using AArch64
// * One of the following is true:
//   - MDCR_EL3.SPME == 0
//   - PMNx is not reserved for EL2
// * MDCR_EL3.MPMX == 1
// * PMNx is not reserved for use by the external interface
if (!prohibited && IsFeatureImplemented(FEAT_PMUv3p7) && PSTATE.EL == EL3 &&
    HaveAArch64() && counter_range != PMUCounterRange_R3) then
    prohibited = (MDCR_EL3.MPMX == '1' &&
        (MDCR_EL3.SPME == '0' || counter_range == PMUCounterRange_R1));

// Event counting at EL2 is prohibited if all of:
// * FEAT_PMUv3p1 is implemented
// * PMNx is not reserved for EL2 or the external interface
// * EL2 is using AArch64 and MDCR_EL2.HPMD == 1, or EL2 is using AArch32 and HDCR.HPMD == 1
if (!prohibited && PSTATE.EL == EL2 && IsFeatureImplemented(FEAT_PMUv3p1) &&
    counter_range == PMUCounterRange_R1) then
    hpmd = if HaveAArch64() then MDCR_EL2.HPMD else HDCR.HPMD;
    prohibited = hpmd == '1';

// The IMPLEMENTATION DEFINED authentication interface might override software
if prohibited && !IsFeatureImplemented(FEAT_Debugv8p2) then
    prohibited = !ExternalSecureNoninvasiveDebugEnabled();

// If FEAT_PMUv3p7 is implemented, event counting can be frozen
if IsFeatureImplemented(FEAT_PMUv3p7) then
    bit fz;
    case counter_range of
        when PMUCounterRange_R1
            fz = if HaveAArch64() then PMCR_EL0.FZO else PMCR.FZO;
        when PMUCounterRange_R2
            fz = if HaveAArch64() then MDCR_EL2.HPMFZO else HDCR.HPMFZO;
        when PMUCounterRange_R3
            fz = '0';
        otherwise
            Unreachable();
    frozen = (fz == '1') && ShouldPMUFreeze(counter_range);
    frozen = frozen || SPEFreezeOnEvent(idx);
else
    frozen = FALSE;

// PMCR_EL0.DP or PMCR.DP disables the cycle counter when event counting is prohibited
// or frozen
if (prohibited || frozen) && idx == CYCLE_COUNTER_ID then
    dp = if HaveAArch64() then PMCR_EL0.DP else PMCR.DP;
    enabled = enabled && dp == '0';
    // Otherwise whether event counting is prohibited or frozen does not affect the cycle
    // counter
    prohibited = FALSE;
    frozen = FALSE;

// If FEAT_PMUv3p5 is implemented, cycle counting can be prohibited.
// This is not overridden by PMCR_EL0.DP.
if IsFeatureImplemented(FEAT_PMUv3p5) && idx == CYCLE_COUNTER_ID then

```

```

if HaveEL(EL3) && (ss == SS_Secure || PSTATE.EL == EL3) then
    sccd = if HaveAArch64() then MDCR_EL3.SCCD else SDCR.SCCD;
    if sccd == '1' then
        prohibited = TRUE;

if PSTATE.EL == EL2 then
    hccd = if HaveAArch64() then MDCR_EL2.HCCD else HDCR.HCCD;
    if hccd == '1' then
        prohibited = TRUE;

// If FEAT_PMuV3p7 is implemented, cycle counting can be prohibited at EL3.
// This is not overridden by PMCR_EL0.DP.
if IsFeatureImplemented(FEAT_PMuV3p7) && idx == CYCLE_COUNTER_ID then
    if PSTATE.EL == EL3 && HaveAArch64() && MDCR_EL3.MCCD == '1' then
        prohibited = TRUE;

// Event counting can be filtered by the {P, U, NSK, NSU, NSH, M, SH, RLK, RLU, RLH} bits
bits(32) filter;
case idx of
    when INSTRUCTION_COUNTER_ID
        filter = PMICFILTR_EL0<31:0>;
    when CYCLE_COUNTER_ID
        filter = if HaveAArch64() then PMCCFILTR_EL0<31:0> else PMCCFILTR;
    otherwise
        filter = if HaveAArch64() then PMEVTYPER_EL0[idx]<31:0> else PMEVTYPER[idx];

p = filter<31>;
u = filter<30>;
nsk = if HaveEL(EL3) then filter<29> else '0';
nsu = if HaveEL(EL3) then filter<28> else '0';
nsh = if HaveEL(EL2) then filter<27> else '0';
m = if HaveEL(EL3) && HaveAArch64() then filter<26> else '0';
sh = if HaveEL(EL3) && IsFeatureImplemented(FEAT_SEL2) then filter<24> else '0';
rlk = if IsFeatureImplemented(FEAT_RME) then filter<22> else '0';
rlu = if IsFeatureImplemented(FEAT_RME) then filter<21> else '0';
rlh = if IsFeatureImplemented(FEAT_RME) then filter<20> else '0';

ss = CurrentSecurityState();
case PSTATE.EL of
    when EL0
        case ss of
            when SS_NonSecure filtered = u != nsu;
            when SS_Secure filtered = u == '1';
            when SS_Realm filtered = u != rlu;
    when EL1
        case ss of
            when SS_NonSecure filtered = p != nsk;
            when SS_Secure filtered = p == '1';
            when SS_Realm filtered = p != rlk;
    when EL2
        case ss of
            when SS_NonSecure filtered = nsh == '0';
            when SS_Secure filtered = nsh == sh;
            when SS_Realm filtered = nsh == rlh;
    when EL3
        if HaveAArch64() then
            filtered = m != p;
        else
            filtered = p == '1';

if IsFeatureImplemented(FEAT_PMuV3_SME) then
    constant boolean is_streaming_mode = PSTATE.SM == '1';
    bits(2) vs;
    case idx of
        when INSTRUCTION_COUNTER_ID
            vs = PMICFILTR_EL0.VS;
        when CYCLE_COUNTER_ID
            vs = PMCCFILTR_EL0.VS;
        otherwise
            vs = PMEVTYPER_EL0[idx].VS;

```

```

boolean streaming_mode_filtered;
if vs == '11' then
    streaming_mode_filtered = ConstrainUnpredictableBool(Unpredictable\_RES\_PMU\_VS);
else
    streaming_mode_filtered = ((is_streaming_mode && vs<0> == '1') ||
                               (!is_streaming_mode && vs<1> == '1'));

filtered = filtered || streaming_mode_filtered;

return !debug && enabled && !prohibited && !filtered && !frozen;

```

Library pseudocode for shared/debug/pmu/EffectiveEPMN

```

// EffectiveEPMN()
// =====
// Returns the Effective value of PMCCR.EPMN.

bits(5) EffectiveEPMN()
    constant integer counters = NUM_PMU_COUNTERS;
    bits(5) epmn_bits;

    if IsFeatureImplemented(FEAT_PMUv3_EXTPMN) then
        epmn_bits = PMCCR.EPMN;
        if UInt(epmn_bits) > counters then
            (-, epmn_bits) = ConstrainUnpredictableBits(Unpredictable\_RES\_EPMN, 5);
        else
            epmn_bits = counters<4:0>;
    else
        epmn_bits = counters<4:0>;

    return epmn_bits;

```

Library pseudocode for shared/debug/pmu/EffectiveHPMN

```

// EffectiveHPMN()
// =====
// Returns the Effective value of MDCR_EL2.HPMN or HDCR.HPMN.

bits(5) EffectiveHPMN()
    constant integer counters = UInt(EffectiveEPMN());
    bits(5) hpmn_bits;

    if HaveEL(EL2) then // Software can reserve some event counters for EL2
        hpmn_bits = if HaveAArch64() then MDCR_EL2.HPMN else HDCR.HPMN;

    // When FEAT_PMUv3_EXTPMN is implemented, out of range values are capped.
    if UInt(hpmn_bits) > counters && IsFeatureImplemented(FEAT_PMUv3_EXTPMN) then
        hpmn_bits = counters<4:0>;

    if (UInt(hpmn_bits) > counters ||
        (!IsFeatureImplemented(FEAT_HPMN0) && IsZero(hpmn_bits))) then
        (-, hpmn_bits) = ConstrainUnpredictableBits(Unpredictable\_RES\_HPMN, 5);
    else
        hpmn_bits = counters<4:0>;

    return hpmn_bits;

```

Library pseudocode for shared/debug/pmu/GetNumEventCountersAccessible

```
// GetNumEventCountersAccessible()
// =====
// Return the number of event counters that can be accessed at the current Exception level.

integer GetNumEventCountersAccessible()
    integer n;

    // Software can reserve some counters for EL2
    if PSTATE.EL IN {EL1, EL0} && EL2Enabled() then
        n = UInt(EffectiveHPMN());
    else
        n = UInt(EffectiveEPMN());

    return n;
```

Library pseudocode for shared/debug/pmu/GetNumEventCountersSelfHosted

```
// GetNumEventCountersSelfHosted()
// =====
// Return the number of event counters that can be accessed by the Self-hosted software.

integer GetNumEventCountersSelfHosted()
    if IsFeatureImplemented(FEAT_PMUv3_EXTPMN) then
        return UInt(EffectiveEPMN());
    else
        return NUM_PMU_COUNTERS;
```

Library pseudocode for shared/debug/pmu/GetPMUAccessMask

```
// GetPMUAccessMask()
// =====
// Return a mask of the PMU counters accessible at the current Exception level

bits(64) GetPMUAccessMask()
    bits(64) mask = Zeros(64);

    // PMICNTR_EL0 is only accessible at EL0 using AArch64 when PMUSERENR_EL0.UEN is 1.
    if IsFeatureImplemented(FEAT_PMUv3_ICNTR) && !UsingAArch32() then
        assert IsFeatureImplemented(FEAT_PMUv3p9);
        if PSTATE.EL != EL0 || PMUSERENR_EL0.UEN == '1' then
            mask<INSTRUCTION_COUNTER_ID> = '1';

    // PMCCNTR_EL0 is always implemented and accessible
    mask<CYCLE_COUNTER_ID> = '1';

    // PMEVCNTR<n>_EL0
    constant integer counters = GetNumEventCountersAccessible();
    if counters > 0 then
        mask<counters-1:0> = Ones(counters);

    // Check EL0 ignore access conditions
    if (IsFeatureImplemented(FEAT_PMUv3p9) && !ELUsingAArch32(EL1) &&
        PSTATE.EL == EL0 && PMUSERENR_EL0.UEN == '1') then
        mask = mask AND PMUACR_EL1; // User access control

    return mask;
```

Library pseudocode for shared/debug/pmu/GetPMUCounterRange

```
// GetPMUCounterRange()
// =====
// Returns the range that a counter is currently in.

PMUCounterRange GetPMUCounterRange(integer n)

    constant integer counters = NUM_PMU_COUNTERS;
    constant integer epmn = UInt(EffectiveEPMN());
    constant integer hpmn = UInt(EffectiveHPMN());

    if n < hpmn then
        return PMUCounterRange_R1;
    elsif n < epmn then
        return PMUCounterRange_R2;
    elsif n < counters then
        assert IsFeatureImplemented(FEAT_PMUv3_EXTPMN);
        return PMUCounterRange_R3;
    elsif n == CYCLE_COUNTER_ID then
        return PMUCounterRange_R1;
    elsif n == INSTRUCTION_COUNTER_ID then
        assert IsFeatureImplemented(FEAT_PMUv3_ICNTR);
        return PMUCounterRange_R1;
    else
        Unreachable();
```

Library pseudocode for shared/debug/pmu/GetPMUReadMask

```
// GetPMUReadMask()
// =====
// Return a mask of the PMU counters that can be read at the current
// Exception level.
// This mask masks reads from PMCNTENSET_EL0, PMCNTENCLR_EL0, PMINTENSET_EL1,
// PMINTENCLR_EL1, PMOVSSET_EL0, and PMOVSCLR_EL0.

bits(64) GetPMUReadMask()
    bits(64) mask = GetPMUAccessMask();

    // Additional PMICNTR_EL0 accessibility checks. PMICNTR_EL0 controls read-as-zero
    // if a read of PMICFILTR_EL0 would be trapped to a higher Exception level.
    if IsFeatureImplemented(FEAT_PMUv3_ICNTR) && mask<INSTRUCTION_COUNTER_ID> == '1' then
        // Check for trap to EL3.
        if HaveEL(EL3) && PSTATE.EL != EL3 && MDCR_EL3.EnPM2 == '0' then
            mask<INSTRUCTION_COUNTER_ID> = '0';

        // Check for trap to EL2.
        if EL2Enabled() && PSTATE.EL IN {EL0, EL1} && HCR_EL2.<E2H,TGE> != '11' then
            // If FEAT_PMUv3_ICNTR and EL2 are implemented, then so is FEAT_FGT2.
            assert IsFeatureImplemented(FEAT_FGT2);
            if ((HaveEL(EL3) && SCR_EL3.FGTEn2 == '0') ||
                HDFGRTR2_EL2.nPMICFILTR_EL0 == '0') then
                mask<INSTRUCTION_COUNTER_ID> = '0';

    // Traps on other counters do not affect those counters' controls in the same way.

    return mask;
```


Library pseudocode for shared/debug/pmu/GetPMUWriteMask

```
// GetPMUWriteMask()
// =====
// Return a mask of the PMU counters writable at the current Exception level.
// This mask masks writes to PMCNTENSET_EL0, PMCNTENCLR_EL0, PMINTENSET_EL1,
// PMINTENCLR_EL1, PMOVSSET_EL0, PMOVSCCLR_EL0, and PMZR_EL0.
// 'write_counter' is TRUE for a write to PMZR_EL0, when the counter is being
// updated, and FALSE for other cases when the controls are being updated.

bits(64) GetPMUWriteMask(boolean write_counter)
    bits(64) mask = GetPMUAccessMask\(\);

    // Check EL0 ignore write conditions
    if (IsFeatureImplemented(FEAT_PMUv3p9) && !ELUsingAArch32\(EL1\) &&
        PSTATE.EL == EL0 && PMUSERENR_EL0.UEN == '1') then
        if (IsFeatureImplemented(FEAT_PMUv3_ICNTR) &&
            PMUSERENR_EL0.IR == '1') then // PMICNTR_EL0 read-only
            mask<INSTRUCTION\_COUNTER\_ID> = '0';
        if PMUSERENR_EL0.CR == '1' then // PMCCNTR_EL0 read-only
            mask<CYCLE\_COUNTER\_ID> = '0';
        if PMUSERENR_EL0.ER == '1' then // PMEVCNTR<n>_EL0 read-only
            mask<30:0> = Zeros(31);

    // Additional PMICNTR_EL0 accessibility checks. PMICNTR_EL0 controls ignore writes
    // if a write of PMICFILTR_EL0 would be trapped to a higher Exception level.
    // Indirect writes to PMICNTR_EL0 (through PMZR_EL0) are ignored if a write of
    // PMICNTR_EL0 would be trapped to a higher Exception level.
    if IsFeatureImplemented(FEAT_PMUv3_ICNTR) && mask<INSTRUCTION\_COUNTER\_ID> == '1' then
        // Check for trap to EL3.
        if HaveEL\(EL3\) && PSTATE.EL != EL3 && MDCR_EL3.EnPM2 == '0' then
            mask<INSTRUCTION\_COUNTER\_ID> = '0';

        // Check for trap to EL2.
        if EL2Enabled\(\) && PSTATE.EL IN {EL0, EL1} && HCR_EL2.<E2H,TGE> != '11' then
            // If FEAT_PMUv3_ICNTR and EL2 are implemented, then so is FEAT_FGT2.
            assert IsFeatureImplemented(FEAT_FGT2);
            fgt_bit = (if write_counter then HDFGWTR2_EL2.nPMICNTR_EL0
                        else HDFGWTR2_EL2.nPMICFILTR_EL0);
            if (HaveEL\(EL3\) && SCR_EL3.FGTEn2 == '0') || fgt_bit == '0' then
                mask<INSTRUCTION\_COUNTER\_ID> = '0';

    // Traps on other counters do not affect those counters' controls in the same way.

    return mask;
```

Library pseudocode for shared/debug/pmu/HasElapsed64Cycles

```
// HasElapsed64Cycles()
// =====
// Returns TRUE if 64 cycles have elapsed between the last count, and FALSE otherwise.

boolean HasElapsed64Cycles();
```

Library pseudocode for shared/debug/pmu/INSTRUCTION_COUNTER_ID

```
// Constant used in PMU functions to represent actions on the instruction counter.
constant integer INSTRUCTION_COUNTER_ID = 32;
```

Library pseudocode for shared/debug/pmu/IncrementInstructionCounter

```
// IncrementInstructionCounter()
// =====
// Increment the instruction counter and possibly set overflow bits.

IncrementInstructionCounter(integer increment)
    if CountPMUEvents\(INSTRUCTION\_COUNTER\_ID\) then
        constant integer old_value = UInt(PMICNTR_EL0);
        constant integer new_value = old_value + increment;
        PMICNTR_EL0 = new_value<63:0>;

        // The effective value of PMCR_EL0.LP is '1' for the instruction counter
        if old_value<64> != new_value<64> then
            PMOVSSET_EL0.F0 = '1';
            PMOVSLR_EL0.F0 = '1';

    return;
```

Library pseudocode for shared/debug/pmu/IsMostSecureAccess

```
// IsMostSecureAccess()
// =====
// Returns TRUE if the security state of an access is the most secure state.

boolean IsMostSecureAccess()
    return IsMostSecureAccess\(AccessState\(\)\);

// IsMostSecureAccess()
// =====
// Returns TRUE if the security state of an access is the most secure state.

boolean IsMostSecureAccess(SecurityState access_state)
    if IsFeatureImplemented(FEAT_RME) then
        return access_state == SS\_Root;
    elseif HaveEL\(EL3\) || SecureOnlyImplementation\(\) then
        return access_state == SS\_Secure;
    else
        assert access_state == SS\_NonSecure;
        return TRUE;
```

Library pseudocode for shared/debug/pmu/IsRange3Counter

```
// IsRange3Counter()
// =====
// Returns TRUE if the counter is in the third range.

boolean IsRange3Counter(integer n)
    return PMUCounterRange\_R3 == GetPMUCounterRange(n);
```

Library pseudocode for shared/debug/pmu/PMUCaptureEvent

```
// PMUCaptureEvent()
// =====
// If permitted and enabled, generate a PMU snapshot Capture event.

PMUCaptureEvent()
    assert HaveEL(EL3) && IsFeatureImplemented(FEAT_PMUv3_SS) && HaveAArch64();
    constant boolean debug_state = Halted();

    if !PMUCaptureEventAllowed() then
        // Indicate a Capture event completed, unsuccessfully
        PMSSCR_EL1.<NC,SS> = '10';
        return;
    constant integer counters = NUM_PMU_COUNTERS;
    for idx = 0 to counters - 1
        PMEVCNTSVR_EL1[idx] = PMEVCNTR_EL0[idx];
    PMCCNTSVR_EL1 = PMCCNTR_EL0;

    if IsFeatureImplemented(FEAT_PMUv3_ICNTR) then
        PMICNTSVR_EL1 = PMICNTR_EL0;

    if IsFeatureImplemented(FEAT_PCSRv8p9) && PMPCCTL.SS == '1' then
        if pc_sample.valid && !debug_state then
            SetPCSRActive();
            SetPCSample();
        else
            SetPCSRUnknown();

    if (IsFeatureImplemented(FEAT_BRBE) && BranchRecordAllowed(PSTATE.EL) &&
        BRBCR_EL1.FZPSS == '1' && (!HaveEL(EL2) || BRBCR_EL2.FZPSS == '1')) then
        BRBEFreeze();

    // Indicate a successful Capture event
    PMSSCR_EL1.<NC,SS> = '00';
    if !debug_state || ConstrainUnpredictableBool(Unpredictable_PMUSNAPSHOTEVENT) then
        PMUEvent(PMU_EVENT_PMU_SNAPSHOT);

    return;
```

Library pseudocode for shared/debug/pmu/PMUCaptureEventAllowed

```
// PMUCaptureEventAllowed()
// =====
// Returns TRUE if PMU Capture events are allowed, and FALSE otherwise.

boolean PMUCaptureEventAllowed()
    if !IsFeatureImplemented(FEAT_PMUv3_SS) || !HaveAArch64() then
        return FALSE;

    if !PMUCaptureEventEnabled() || OSLockStatus() then
        return FALSE;
    elsif HaveEL(EL3) && MDCR_EL3.PMSSE != '01' then
        return MDCR_EL3.PMSSE == '11';
    elsif HaveEL(EL2) && MDCR_EL2.PMSSE != '01' then
        return MDCR_EL2.PMSSE == '11';
    else
        bits(2) pmsse_el1 = PMECR_EL1.SSE;
        if pmsse_el1 == '01' then // Reserved value
            Constrain c;
            (c, pmsse_el1) = ConstrainUnpredictableBits(Unpredictable_RESPMSSE, 2);
            assert c IN {Constraint_DISABLED, Constraint_UNKNOWN};
            if c == Constraint_DISABLED then pmsse_el1 = '00';
            // Otherwise the value returned by ConstrainUnpredictableBits must be
            // a non-reserved value
        return pmsse_el1 == '11';
```

Library pseudocode for shared/debug/pmu/PMUCaptureEventEnabled

```
// PMUCaptureEventEnabled()
// =====
// Returns TRUE if PMU Capture events are enabled, and FALSE otherwise.

boolean PMUCaptureEventEnabled()
    if !IsFeatureImplemented(FEAT_PMUv3_SS) || !HaveAArch64() then
        return FALSE;
    if HaveEL(EL3) && MDCR_EL3.PMSSE != '01' then
        return MDCR_EL3.PMSSE == '1x';
    elsif HaveEL(EL2) && ELUsingAArch32(EL2) then
        return FALSE;
    elsif HaveEL(EL2) && MDCR_EL2.PMSSE != '01' then
        return MDCR_EL2.PMSSE == '1x';
    elsif ELUsingAArch32(EL1) then
        return FALSE;
    else
        bits(2) pmsse_el1 = PMECR_EL1.SSE;
        if pmsse_el1 == '01' then // Reserved value
            Constraint c;
            (c, pmsse_el1) = ConstrainUnpredictableBits(Unpredictable_RESPMSSE, 2);
            assert c IN {Constraint_DISABLED, Constraint_UNKNOWN};
            if c == Constraint_DISABLED then pmsse_el1 = '00';
            // Otherwise the value returned by ConstrainUnpredictableBits must be
            // a non-reserved value
        return pmsse_el1 == '1x';
```



```

// PMUCountValue()
// =====
// Implements the PMU threshold function, if implemented.
// Returns the value to increment event counter 'n' by.
// 'Vb' is the base value of the event that event counter 'n' is configured to count.
// 'Vm' is the value to increment event counter 'n-1' by if 'n' is odd, zero otherwise.

integer PMUCountValue(integer n, integer Vb, integer Vm)
    assert (n MOD 2) == 1 || Vm == 0;
    assert n < NUM_PMU_COUNTERS;

    if !IsFeatureImplemented(FEAT_PMUv3_TH) || !HaveAArch64() then
        return Vb;

    constant integer TH = UInt(PMEVTYPER_EL0[n].TH);

    // Control register fields
    bits(3) tc = PMEVTYPER_EL0[n].TC;
    bit te = '0';
    if IsFeatureImplemented(FEAT_PMUv3_EDGE) then
        te = PMEVTYPER_EL0[n].TE;
    bits(2) tlc = '00';
    if IsFeatureImplemented(FEAT_PMUv3_TH2) && (n MOD 2) == 1 then
        tlc = PMEVTYPER_EL0[n].TLC;

    // Check for reserved cases
    Constraint c;
    (c, tc, te, tlc) = ReservedPMUThreshold(n, tc, te, tlc);
    if c == Constraint_DISABLED then
        return Vb;
    // Otherwise the values returned by ReservedPMUThreshold must be defined values

    // Check if disabled. Note that this function will return the value of Vb when
    // the control register fields are all zero, even without this check.
    if tc == '000' && TH == 0 && te == '0' && tlc == '00' then
        return Vb;

    // Threshold condition
    boolean Ct;
    case tc<2:1> of
        when '00' Ct = (Vb != TH); // Disabled or not-equal
        when '01' Ct = (Vb == TH); // Equals
        when '10' Ct = (Vb >= TH); // Greater-than-or-equal
        when '11' Ct = (Vb < TH); // Less-than

    integer Vn;
    if te == '1' then
        // Edge condition
        constant boolean Cp = PMULastThresholdValue[n];
        boolean Ce;
        integer Ve;
        case tc<1:0> of
            when '10' Ce = (Cp != Ct); // Both edges
            when 'x1' Ce = (!Cp && Ct); // Single edge
            otherwise Unreachable(); // Covered by ReservedPMUThreshold
        case tlc of
            when '00' Ve = (if Ce then 1 else 0);
            when '10' Ve = (if Ce then Vm else 0);
            otherwise Unreachable(); // Covered by ReservedPMUThreshold
        Vn = Ve;
    else
        // Threshold condition
        integer Vt;
        case tc<0>:tlc of
            when '0 00' Vt = (if Ct then Vb else 0);
            when '0 01' Vt = (if Ct then Vb else Vm);
            when '0 10' Vt = (if Ct then Vm else 0);
            when '1 00' Vt = (if Ct then 1 else 0);
            when '1 01' Vt = (if Ct then 1 else Vm);
            otherwise Unreachable(); // Covered by ReservedPMUThreshold

```

```

    Vn = Vt;

    PMULastThresholdValue[n] = Ct;

    return Vn;

```

Library pseudocode for shared/debug/pmu/PMUCounterRange

```

// PMUCounterRange
// =====
// Enumerates the ranges to which an event counter belongs to.

enumeration PMUCounterRange {
    PMUCounterRange_R1,
    PMUCounterRange_R2,
    PMUCounterRange_R3
};

```

Library pseudocode for shared/debug/pmu/PMUEvent

```

// PMUEvent()
// =====
// Generate a PMU event. By default, increment by 1.

PMUEvent(bits(16) pmuevent)
    PMUEvent(pmuevent, 1);

// PMUEvent()
// =====
// Accumulate a PMU Event.

PMUEvent(bits(16) pmuevent, integer increment)
    if (IsFeatureImplemented(FEAT_SPE) && SPESampleInFlight) then
        SPEEvent(pmuevent);
    constant integer counters = NUM_PMU_COUNTERS;
    if counters != 0 then
        for idx = 0 to counters - 1
            PMUEvent(pmuevent, increment, idx);

    if (HaveAArch64() && IsFeatureImplemented(FEAT_PMUv3_ICNTR) &&
        pmuevent == PMU_EVENT_INST_RETIRED) then
        IncrementInstructionCounter(increment);

// PMUEvent()
// =====
// Accumulate a PMU Event for a specific event counter.

PMUEvent(bits(16) pmuevent, integer increment, integer idx)
    if !IsFeatureImplemented(FEAT_PMUv3) then
        return;

    if UsingAArch32() then
        if PMEVTPER[idx].evtCount == pmuevent then
            PMUEventAccumulator[idx] = PMUEventAccumulator[idx] + increment;
    else
        if PMEVTPER_ELO[idx].evtCount == pmuevent then
            PMUEventAccumulator[idx] = PMUEventAccumulator[idx] + increment;

```

Library pseudocode for shared/debug/pmu/PMUOverflowCondition

```
// PMUOverflowCondition()
// =====
// Enumerates the reasons for which the PMU overflow condition is evaluated.

enumeration PMUOverflowCondition {
    PMUOverflowCondition_PMUException,
    PMUOverflowCondition_BRBEFreeze,
    PMUOverflowCondition_Freeze,
    PMUOverflowCondition_IRQ
};
```

Library pseudocode for shared/debug/pmu/PMUSwIncrement

```
// PMUSwIncrement()
// =====
// Generate PMU Events on a write to PMSWINC

PMUSwIncrement(bits(64) sw_incr_in)

    bits(64) sw_incr = sw_incr_in;
    bits(31) mask = Zeros(31);
    constant integer counters = GetNumEventCountersAccessible();
    if counters > 0 then
        mask<counters-1:0> = Ones(counters);

    if (IsFeatureImplemented(FEAT_PMuV3p9) && !ELUsingAArch32(EL1) &&
        PSTATE.EL == EL0 && PMUSERENR_EL0.<UEN,SW> == '10') then
        mask = mask AND PMUACR_EL1<30:0>;

    sw_incr = sw_incr AND ZeroExtend(mask, 64);
    for idx = 0 to 30
        if sw_incr<idx> == '1' then
            PMUEvent(PMU_EVENT_SW_INCR, 1, idx);

    return;
```


Library pseudocode for shared/debug/pmu/ReservedPMUThreshold

```
// ReservedPMUThreshold()
// =====
// Checks if the given PMEVTYP<n>_EL1.{TH,TE,TLC} values are reserved and will
// generate Constrained Unpredictable behavior, otherwise return Constraint_NONE.

(Constraint, bits(3), bit, bits(2)) ReservedPMUThreshold(integer n, bits(3) tc_in,
                                                         bit te_in, bits(2) tlc_in)

    bits(3) tc = tc_in;
    bit te = te_in;
    bits(2) tlc = tlc_in;

    boolean reserved = FALSE;

    if IsFeatureImplemented(FEAT_PMUv3_EDGE) then
        if te == '1' && tc<1:0> == '00' then          // Edge condition
            reserved = TRUE;
    else
        te = '0';                                     // Control is RES0

    if IsFeatureImplemented(FEAT_PMUv3_TH2) && (n MOD 2) == 1 then
        if tlc == '11' then                            // Reserved value
            reserved = TRUE;
        if te == '1' then                                // Edge condition
            if tlc == '01' then
                reserved = TRUE;
        else                                             // Threshold condition
            if tc<0> == '1' && tlc == '10' then
                reserved = TRUE;
    else
        tlc = '00';                                     // Controls are RES0

    Constraint c = Constraint\_NONE;
    if reserved then
        bits(6) unpred_reserved_bits;
        (c, unpred_reserved_bits) = ConstrainUnpredictableBits(Unpredictable\_RESTC, 6);
        tc = unpred_reserved_bits<5:3>;
        te = unpred_reserved_bits<2>;
        tlc = unpred_reserved_bits<1:0>;

    return (c, tc, te, tlc);
```

Library pseudocode for shared/debug/pmu/SMEPMUEventPredicate

```
// SMEPMUEventPredicate()
// =====
// Call the relevant PMU predication events based on the SME instruction properties.

SMEPMUEventPredicate(bits(N) mask1, bits(N) mask2, integer esize)
    PMUEvent(PMU_EVENT_SVE_PRED_SPEC);
    PMUEvent(PMU_EVENT_SME_PRED2_SPEC);
    if AllElementsActive(mask1, esize) && AllElementsActive(mask2, esize) then
        PMUEvent(PMU_EVENT_SME_PRED2_FULL_SPEC);
    else
        PMUEvent(PMU_EVENT_SME_PRED2_NOT_FULL_SPEC);
        if !AnyActiveElement(mask1, esize) && !AnyActiveElement(mask2, esize) then
            PMUEvent(PMU_EVENT_SME_PRED2_EMPTY_SPEC);
        else
            PMUEvent(PMU_EVENT_SME_PRED2_PARTIAL_SPEC);
```

Library pseudocode for shared/debug/pmu/SVEPMUEventPredicate

```
// SVEPMUEventPredicate()
// =====
// Call the relevant PMU predication events based on the SVE instruction properties.

SVEPMUEventPredicate(bits(N) mask, integer esize)
    PMUEvent(PMU_EVENT_SVE_PRED_SPEC);
    if AllElementsActive(mask, esize) then
        PMUEvent(PMU_EVENT_SVE_PRED_FULL_SPEC);
    else
        PMUEvent(PMU_EVENT_SVE_PRED_NOT_FULL_SPEC);
        if !AnyActiveElement(mask, esize) then
            PMUEvent(PMU_EVENT_SVE_PRED_EMPTY_SPEC);
        else
            PMUEvent(PMU_EVENT_SVE_PRED_PARTIAL_SPEC);
```

Library pseudocode for shared/debug/pmu/ShouldPMUFreeze

```
// ShouldPMUFreeze()
// =====

boolean ShouldPMUFreeze(PMUCounterRange r)
    constant boolean include_r1 = (r == PMUCounterRange\_R1);
    constant boolean include_r2 = (r == PMUCounterRange\_R2);
    constant boolean include_r3 = FALSE;

    if r == PMUCounterRange\_R3 then
        return FALSE;

    constant boolean overflow = CheckPMUOverflowCondition(PMUOverflowCondition\_Freeze,
                                                         include_r1, include_r2, include_r3);
    return overflow;
```

Library pseudocode for shared/debug/pmu/ZeroCycleCounter

```
// ZeroCycleCounter()
// =====
// Called on a write to PMCR_EL0 or PMCR that writes '1' to PMCR_EL0.C or PMCR.C.

ZeroCycleCounter()
    bits(64) mask = Zeros(64);
    mask<CYCLE\_COUNTER\_ID> = '1';
    ZeroPMUCounters(mask);
```

Library pseudocode for shared/debug/pmu/ZeroPMUCounters

```
// ZeroPMUCounters()
// =====
// Zero set of counters specified by the mask in 'val'.
// For a write to PMZR_EL0, 'val' is the value passed in X<t>.

ZeroPMUCounters(bits(64) val)
    constant bits(64) masked_val = val AND GetPMUWriteMask(TRUE);

    for idx = 0 to 63
        if masked_val<idx> == '1' then
            case idx of
                when INSTRUCTION\_COUNTER\_ID
                    PMICNTR_EL0 = Zeros(64);
                when CYCLE\_COUNTER\_ID
                    if !HaveAArch64() then
                        PMCCNTR = Zeros(64);
                    else
                        PMCCNTR_EL0 = Zeros(64);
            otherwise
                if !HaveAArch64() then
                    PMEVCNTR[idx] = Zeros(32);
                elseif IsFeatureImplemented(FEAT_PMUv3p5) then
                    PMEVCNTR_EL0[idx] = Zeros(64);
                else
                    PMEVCNTR_EL0[idx]<31:0> = Zeros(32);

    return;
```

Library pseudocode for shared/debug/samplebasedprofiling/CreatePCSample

```
// CreatePCSample()
// =====

CreatePCSample()
    // In a simple sequential execution of the program, CreatePCSample is executed each time the PE
    // executes an instruction that can be sampled. An implementation is not constrained such that
    // reads of EDPCSRlo return the current values of PC, etc.
    if PCSRsuspended() then return;

    pc_sample.valid = ExternalNoninvasiveDebugAllowed() && !Halted();
    pc_sample.pc = ThisInstrAddr(64);
    pc_sample.el = PSTATE.EL;
    pc_sample.rw = if UsingAArch32() then '0' else '1';
    pc_sample.ss = CurrentSecurityState();
    pc_sample.contextidr = if ELUsingAArch32(EL1) then CONTEXTIDR else CONTEXTIDR_EL1<31:0>;
    pc_sample.has_el2 = PSTATE.EL != EL3 && EL2Enabled();

    if pc_sample.has_el2 then
        if ELUsingAArch32(EL2) then
            pc_sample.vmid = ZeroExtend(VTTBR.VMID, 16);
        elseif !IsFeatureImplemented(FEAT_VMID16) || VTCR_EL2.VS == '0' then
            pc_sample.vmid = ZeroExtend(VTTBR_EL2.VMID<7:0>, 16);
        else
            pc_sample.vmid = VTTBR_EL2.VMID;
        if ((IsFeatureImplemented(FEAT_VHE) || IsFeatureImplemented(FEAT_Debugv8p2)) &&
            !ELUsingAArch32(EL2)) then
            pc_sample.contextidr_el2 = CONTEXTIDR_EL2<31:0>;
        else
            pc_sample.contextidr_el2 = bits(32) UNKNOWN;
    pc_sample.el0h = PSTATE.EL == EL0 && IsInHost();
    return;
```

Library pseudocode for shared/debug/samplebasedprofiling/PCSRsuspended

```
// PCSRsuspended()
// =====
// Returns TRUE if PC Sample-based Profiling is suspended, and FALSE otherwise.

boolean PCSRsuspended()
    if IsFeatureImplemented(FEAT_PCSRv8p9) && PMPCSTL.IMP == '1' then
        return PMPCSTL.EN == '0';
    else
        return boolean IMPLEMENTATION_DEFINED "PCSR is suspended";
```

Library pseudocode for shared/debug/samplebasedprofiling/PCSample

```
PCSample pc_sample;

// PCSample
// =====

type PCSample is (
    boolean valid,
    bits(64) pc,
    bits(2) el,
    bit rw,
    SecurityState ss,
    boolean has_el2,
    bits(32) contextidr,
    bits(32) contextidr_el2,
    boolean el0h,
    bits(16) vmid
)
```

Library pseudocode for shared/debug/samplebasedprofiling/Read_EDPCSRlo

```
// Read_EDPCSRlo()
// =====

bits(32) Read_EDPCSRlo(boolean memory_mapped)
// The Software lock is OPTIONAL.
update = !memory_mapped || EDLSR.SLK == '0';           // Software locked: no side-effects
bits(32) sample;
if pc_sample.valid then
    sample = pc_sample.pc<31:0>;
    if update then
        if IsFeatureImplemented(FEAT_VHE) && EDSCR.SC2 == '1' then
            EDPCSRhi.PC = (if pc_sample.rw == '0' then Zeros(24) else pc_sample.pc<55:32>);
            EDPCSRhi.EL = pc_sample.el;
            EDPCSRhi.NS = (if pc_sample.ss == SS\_Secure then '0' else '1');
        else
            EDPCSRhi = (if pc_sample.rw == '0' then Zeros(32) else pc_sample.pc<63:32>);
            EDCIDSR = pc_sample.contextidr;
            if ((IsFeatureImplemented(FEAT_VHE) || IsFeatureImplemented(FEAT_Debugv8p2)) &&
                EDSCR.SC2 == '1') then
                EDVIDSR = (if pc_sample.has_el2 then pc_sample.contextidr_el2
                    else bits(32) UNKNOWN);
            else
                EDVIDSR.VMID = (if pc_sample.has_el2 && pc_sample.el IN {EL1,EL0}
                    then pc_sample.vmid else Zeros(16));
                EDVIDSR.NS = (if pc_sample.ss == SS\_Secure then '0' else '1');
                EDVIDSR.E2 = (if pc_sample.el == EL2 then '1' else '0');
                EDVIDSR.E3 = (if pc_sample.el == EL3 then '1' else '0') AND pc_sample.rw;
                // The conditions for setting HV are not specified if PCSRhi is zero.
                // An example implementation may be "pc_sample.rw".
                EDVIDSR.HV = (if !IsZero(EDPCSRhi) then '1'
                    else bit IMPLEMENTATION_DEFINED "0 or 1");
    else
        sample = Ones(32);
        if update then
            EDPCSRhi = bits(32) UNKNOWN;
            EDCIDSR = bits(32) UNKNOWN;
            EDVIDSR = bits(32) UNKNOWN;

return sample;
```

Library pseudocode for shared/debug/samplebasedprofiling/Read_PMPCSR

```
// Read_PMPCSR()
// =====

bits(64) Read_PMPCSR(boolean memory_mapped)
// The Software lock is OPTIONAL.
update = !memory_mapped || PMLSR.SLK == '0';           // Software locked: no side-effects

if IsFeatureImplemented(FEAT_PCSRv8p9) && update then
    if IsFeatureImplemented(FEAT_PMUv3_SS) && PMPCSCCTL.SS == '1' then
        update = FALSE;
    elseif PMPCSCCTL.<IMP,EN> == '10' || (PMPCSCCTL.IMP == '0' && PCSRSSuspended()) then
        pc_sample.valid = FALSE;
        SetPCSRActive();

if pc_sample.valid then
    if update then SetPCSample();
    return PMPCSR;
else
    if update then SetPCSRUnknown();
    return (bits(32) UNKNOWN : Ones(32));
```

Library pseudocode for shared/debug/samplebasedprofiling/SetPCSRActive

```
// SetPCSRActive()
// =====
// Sets PC Sample-based Profiling to active state.

SetPCSRActive()
    if PMPCSCCTL.IMP == '1' then
        PMPCSCCTL.EN = '1';
    // If PMPCSCCTL.IMP reads as `0b0`, then PMPCSCCTL.EN is RES0, and it is
    // IMPLEMENTATION DEFINED whether PCSR is suspended or active at reset.
```

Library pseudocode for shared/debug/samplebasedprofiling/SetPCSRUnknown

```
// SetPCSRUnknown()
// =====
// Sets the PC sample registers to UNKNOWN values because PC sampling
// is prohibited.

SetPCSRUnknown()
    PMPCSR<31:0> = Ones(32);
    PMPCSR<55:32> = bits(24) UNKNOWN;
    PMPCSR.EL = bits(2) UNKNOWN;
    PMPCSR.NS = bit UNKNOWN;

    PMCCIDSR = bits(64) UNKNOWN;
    PMVIDSR.VMID = bits(16) UNKNOWN;

    return;
```

Library pseudocode for shared/debug/samplebasedprofiling/SetPCSample

```
// SetPCSample()
// =====
// Sets the PC sample registers to the appropriate sample values.

SetPCSample()
    PMPCSR<31:0> = pc_sample.pc<31:0>;
    PMPCSR<55:32> = (if pc_sample.rw == '0' then Zeros(24) else pc_sample.pc<55:32>);
    PMPCSR.EL = pc_sample.el;
    if IsFeatureImplemented(FEAT_RME) then
        case pc_sample.ss of
            when SS\_Secure
                PMPCSR.NSE = '0'; PMPCSR.NS = '0';
            when SS\_NonSecure
                PMPCSR.NSE = '0'; PMPCSR.NS = '1';
            when SS\_Root
                PMPCSR.NSE = '1'; PMPCSR.NS = '0';
            when SS\_Realm
                PMPCSR.NSE = '1'; PMPCSR.NS = '1';
        else
            PMPCSR.NS = (if pc_sample.ss == SS\_Secure then '0' else '1');
    if IsFeatureImplemented(FEAT_PMUv3_EXT64) then
        constant bits(32) contextidr_el2 = (if pc_sample.has_el2 then
            pc_sample.contextidr_el2 else bits(32) UNKNOWN);

        PMCCIDSR = contextidr_el2:pc_sample.contextidr;

    PMVIDSR.VMID = (if pc_sample.has_el2 && pc_sample.el IN {EL1, EL0} && !pc_sample.el0h
        then pc_sample.vmid else bits(16) UNKNOWN);

    return;
```

Library pseudocode for shared/debug/softwarestep/CheckSoftwareStep

```
// CheckSoftwareStep()
// =====
// Take a Software Step exception if in the active-pending state

CheckSoftwareStep()

    // Other self-hosted debug functions will call AArch32.GenerateDebugExceptions() if called from
    // AArch32 state. However, because Software Step is only active when the debug target Exception
    // level is using AArch64, CheckSoftwareStep only calls AArch64.GenerateDebugExceptions().
    step_enabled = (!ELUsingAArch32(DebugTarget()) && AArch64.GenerateDebugExceptions()) &&
        MDSCR_EL1.SS == '1';
    active_pending = step_enabled && PSTATE.SS == '0';    // active-pending
    if active_pending then
        AArch64.SoftwareStepException();
    ShouldAdvanceSS = TRUE;
    return;
```

Library pseudocode for shared/debug/softwarestep/DebugExceptionReturnSS

```
// DebugExceptionReturnSS()
// =====
// Returns value to write to PSTATE.SS on an exception return or Debug state exit.

bit DebugExceptionReturnSS(bits(N) spsr)
    assert Halted() || Restarting() || PSTATE.EL != EL0;

    boolean enabled_at_source;
    if Restarting() then
        enabled_at_source = FALSE;
    elsif UsingAArch32() then
        enabled_at_source = AArch32.GenerateDebugExceptions();
    else
        enabled_at_source = AArch64.GenerateDebugExceptions();

    boolean valid;
    bits(2) dest_el;
    if IllegalExceptionReturn(spsr) then
        dest_el = PSTATE.EL;
    else
        (valid, dest_el) = ELFromSPSR(spsr);    assert valid;

    dest_ss = SecurityStateAtEL(dest_el);
    bit mask;
    boolean enabled_at_dest;
    dest_using_32 = (if dest_el == EL0 then spsr<4> == '1' else ELUsingAArch32(dest_el));
    if dest_using_32 then
        enabled_at_dest = AArch32.GenerateDebugExceptionsFrom(dest_el, dest_ss);
    else
        mask = spsr<9>;
        enabled_at_dest = AArch64.GenerateDebugExceptionsFrom(dest_el, dest_ss, mask);

    ELd = DebugTargetFrom(dest_ss);
    bit SS_bit;
    if !ELUsingAArch32(ELd) && MDSCR_EL1.SS == '1' && !enabled_at_source && enabled_at_dest then
        SS_bit = spsr<21>;
    else
        SS_bit = '0';

    return SS_bit;
```

Library pseudocode for shared/debug/softwarestep/SSAdvance

```
// SSAdvance()
// =====
// Advance the Software Step state machine.

SSAdvance()

    // A simpler implementation of this function just clears PSTATE.SS to zero regardless of the
    // current Software Step state machine. However, this check is made to illustrate that the
    // PE only needs to consider advancing the state machine from the active-not-pending
    // state.
    if !ShouldAdvanceSS then return;
    target = DebugTarget\(\);
    step_enabled = !ELUsingAArch32(target) && MDSCR_EL1.SS == '1';
    active_not_pending = step_enabled && PSTATE.SS == '1';
    if active_not_pending then PSTATE.SS = '0';
    ShouldAdvanceSS = FALSE;
    return;
```

Library pseudocode for shared/debug/softwarestep/SoftwareStepOpEnabled

```
// SoftwareStepOpEnabled()
// =====
// Returns a boolean indicating if execution from MDSTEPOP_EL1 is enabled.

boolean SoftwareStepOpEnabled()

    if !IsFeatureImplemented(FEAT_STEP2) || UsingAArch32() then
        return FALSE;

    step_enabled = AArch64.GenerateDebugExceptions() && MDSCR_EL1.SS == '1';
    active_not_pending = step_enabled && PSTATE.SS == '1';
    stepop = (MDSCR_EL1.EnSTEPOP == '1' &&
        (!HaveEL(EL3) || MDSCR_EL3.EnSTEPOP == '1') &&
        (!EL2Enabled() || MDSCR_EL2.EnSTEPOP == '1'));
    return active_not_pending && stepop;
```

Library pseudocode for shared/debug/softwarestep/SoftwareStep_DidNotStep

```
// SoftwareStep_DidNotStep()
// =====
// Returns TRUE if the previously executed instruction was executed in the
// inactive state, that is, if it was not itself stepped.
// Might return TRUE or FALSE if the previously executed instruction was an ISB
// or ERET executed in the active-not-pending state, or if another exception
// was taken before the Software Step exception. Returns FALSE otherwise,
// indicating that the previously executed instruction was executed in the
// active-not-pending state, that is, the instruction was stepped.

boolean SoftwareStep_DidNotStep();
```

Library pseudocode for shared/debug/softwarestep/SoftwareStep_SteppedEX

```
// SoftwareStep_SteppedEX()
// =====
// Returns a value that describes the previously executed instruction. The
// result is valid only if SoftwareStep_DidNotStep() returns FALSE.
// Might return TRUE or FALSE if the instruction was an AArch32 LDREX or LDAEX
// that failed its condition code test. Otherwise returns TRUE if the
// instruction was a Load-Exclusive class instruction, and FALSE if the
// instruction was not a Load-Exclusive class instruction.

boolean SoftwareStep_SteppedEX();
```


Library pseudocode for shared/debug/watchpoint/WatchpointInfo

```
// WatchpointInfo
// =====
// Watchpoint related fields.

type WatchpointInfo is (
    WatchpointType wptype,      // Type of watchpoint matched
    boolean maybe_false_match,  // Watchpoint matches rounded range
    integer watchpt_num,        // Matching watchpoint number
    boolean value_match         // Watchpoint match
)
)
```

Library pseudocode for shared/debug/watchpoint/WatchpointType

```
// WatchpointType
// =====

enumeration WatchpointType {
    WatchpointType_Inactive,      // Watchpoint inactive or disabled
    WatchpointType_AddrMatch,     // Address Match watchpoint
    WatchpointType_AddrMismatch  // Address Mismatch watchpoint
};
```

Library pseudocode for shared/exceptions/aborts/EffectiveHCRX_EL2_TMEA

```
// EffectiveHCRX_EL2_TMEA()
// =====
// Return the Effective value of HCRX_EL2.TMEA.

bit EffectiveHCRX_EL2_TMEA()
    if (IsFeatureImplemented(FEAT_DoubleFault2) && EL2Enabled() &&
        !ELUsingAArch32(EL2) && IsHCRXEL2Enabled()) then
        return HCRX_EL2.TMEA;
    else
        return '0';
```

Library pseudocode for shared/exceptions/aborts/EffectiveHCR_AMO

```
// EffectiveHCR_AMO()
// =====
// Return the Effective value of HCR_EL2.AMO.

bit EffectiveHCR_AMO()
    if EffectiveTGE() == '1' then
        return (if ELUsingAArch32(EL2) || EffectiveHCR\_EL2\_E2H() == '0' then '1' else '0');
    elsif EL2Enabled() then
        return (if ELUsingAArch32(EL2) then HCR.AMO else HCR_EL2.AMO);
    else
        return '0';
```

Library pseudocode for shared/exceptions/aborts/EffectiveHCR_TEA

```
// EffectiveHCR_TEA()
// =====
// Return the Effective value of HCR_EL2.TEA.

bit EffectiveHCR_TEA()
    if EL2Enabled() && IsFeatureImplemented(FEAT_RAS) then
        return (if ELUsingAArch32(EL2) then HCR2.TEA else HCR_EL2.TEA);
    else
        return '0';
```

Library pseudocode for shared/exceptions/aborts/EffectiveNMEA

```
// EffectiveNMEA()
// =====
// Return the Effective value of SCR_EL3.NMEA or SCTLR2_ELx.NMEA.

bit EffectiveNMEA()
    if IsFeatureImplemented(FEAT_DoubleFault2) then
        if PSTATE.EL == EL3 && !UsingAArch32() then
            return SCR_EL3.NMEA;
        elsif (PSTATE.EL == EL2 || IsInHost()) && !ELUsingAArch32(EL2) then
            return (if IsSCTLR2EL2Enabled() then SCTLR2_EL2.NMEA else '0');
        elsif !ELUsingAArch32(EL1) then
            return (if IsSCTLR2EL1Enabled() then SCTLR2_EL1.NMEA else '0');
        else
            return '0';
    elsif IsFeatureImplemented(FEAT_DoubleFault) && PSTATE.EL == EL3 && !UsingAArch32() then
        return SCR_EL3.NMEA AND EffectiveEA();
    else
        return '0';
```

Library pseudocode for shared/exceptions/aborts/EffectiveSCR_EL3_TMEA

```
// EffectiveSCR_EL3_TMEA()
// =====
// Return the Effective value of SCR_EL3.TMEA.

bit EffectiveSCR_EL3_TMEA()
    if (IsFeatureImplemented(FEAT_DoubleFault2) && HaveEL(EL3) &&
        !ELUsingAArch32(EL3)) then
        return SCR_EL3.TMEA;
    else
        return '0';
```



```

// PhysicalErrorTarget()
// =====
// Returns a tuple of whether SError exception can be taken and, if so, the
// target Exception level.
// If EL3 is implemented and using AArch32, then a target Exception level of
// EL1 means Abort mode, and EL3 means Monitor mode, including in Secure
// state when Abort mode is part of EL3.

(boolean, bits(2)) PhysicalErrorTarget()
    if Halted() then
        return (TRUE, bits(2) UNKNOWN);

    constant bit effective_ea = EffectiveEA();
    constant bit effective_amo = EffectiveHCR\_AMO();
    constant bit effective_tge = EffectiveTGE();
    constant bit effective_nmea = EffectiveNMEA();

    // When EL3 is implemented and using AArch32, the SCR.AW bit can allow PSTATE.A
    // to mask SError exceptions in Non-secure state when SCR.EA is 1 and the Effective
    // value of HCR.AMO is 0.
    bit effective_aw;
    if (ELUsingAArch32(EL3) && effective_ea == '1' &&
        CurrentSecurityState() == SS\_NonSecure && effective_amo == '0') then
        effective_aw = SCR.AW;
    else
        effective_aw = '0';

    // The exception is masked by software.
    boolean masked;
    case PSTATE.EL of
        when EL3
            masked = (!UsingAArch32() && effective_ea == '0') || PSTATE.A == '1';
        when EL2
            masked = ((effective_ea == '0' || effective_aw == '1') &&
                ((!UsingAArch32() && effective_tge == '0' && effective_amo == '0') ||
                 PSTATE.A == '1'));
        when EL1, EL0
            masked = ((effective_ea == '0' || effective_aw == '1') &&
                effective_amo == '0' && PSTATE.A == '1');

    // When FEAT_DoubleFault or FEAT_DoubleFault2 is implemented, the mask might be overridden.
    masked = (masked && effective_nmea == '0');

    // External debug might disable the exception in the current Security state.
    // This is not relevant at EL3.
    constant boolean intdis = PSTATE.EL != EL3 && ExternalDebugInterruptsDisabled(EL1);

    bits(2) target_el = bits(2) UNKNOWN;
    if effective_ea == '1' || (PSTATE.EL == EL3 && !ELUsingAArch32(EL3)) then
        if !masked then target_el = EL3;

    elseif EL2Enabled() && effective_amo == '1' && !intdis && PSTATE.EL IN {EL0, EL1} then
        target_el = EL2;
        masked = FALSE;

    elseif (EffectiveHCRX\_EL2\_TMEA() == '1' && !intdis &&
        ((PSTATE.EL == EL1 && PSTATE.A == '1') ||
         (PSTATE.EL == EL0 && masked && !IsInHost()))) then
        target_el = EL2;
        masked = FALSE;

    elseif (EffectiveSCR\_EL3\_TMEA() == '1' &&
        ((PSTATE.EL IN {EL2, EL1} && PSTATE.A == '1') ||
         (PSTATE.EL IN {EL2, EL0} && masked) || intdis)) then
        target_el = EL3;
        masked = FALSE;

    elseif PSTATE.EL == EL2 || IsInHost() then
        if !masked then target_el = EL2;

```

```

else
    assert (PSTATE.EL == EL1 ||
            (PSTATE.EL == EL3 && ELUsingAArch32(EL3)) ||
            (PSTATE.EL == EL0 && !IsInHost()));
    if !masked then target_el = EL1;

// External debug might disable the exception for the target Exception level.
if !masked && ExternalDebugInterruptsDisabled(target_el) then
    masked = TRUE;
    target_el = bits(2) UNKNOWN;

return (masked, target_el);

```

Library pseudocode for shared/exceptions/aborts/SyncExternalAbortTarget

```

// SyncExternalAbortTarget()
// =====
// Returns the target Exception level for a Synchronous External Data or
// Instruction or Prefetch Abort.
// If EL3 is implemented and using AArch32, then a target Exception level of
// EL1 means Abort mode, and EL3 means Monitor mode, including in Secure
// state when Abort mode is part of EL3.

bits(2) SyncExternalAbortTarget(FaultRecord fault)
    constant bit effective_ea = EffectiveEA();
    constant bit effective_tea = EffectiveHCR\_TEA();
    constant bit effective_tge = EffectiveTGE();

    bits(2) target_el;
    if effective_ea == '1' || (PSTATE.EL == EL3 && !ELUsingAArch32(EL3)) then
        target_el = EL3;

    elseif (EL2Enabled() && PSTATE.EL IN {EL1, EL0} &&
            (effective_tea == '1' || IsSecondStage(fault) ||
             fault.accessdesc.acctype == AccessType\_NV2 ||
             (PSTATE.EL == EL0 && effective_tge == '1'))) then
        target_el = EL2;

    elseif EffectiveHCRX\_EL2\_TMEA() == '1' && PSTATE.A == '1' && PSTATE.EL == EL1 then
        target_el = EL2;

    elseif EffectiveSCR\_EL3\_TMEA() == '1' && PSTATE.A == '1' && PSTATE.EL IN {EL1, EL2} then
        target_el = EL3;

    else
        assert PSTATE.EL != EL3 || ELUsingAArch32(EL3);
        target_el = (if PSTATE.EL == EL2 then EL2 else EL1);

    return target_el;

```

Library pseudocode for shared/exceptions/exceptions/ConditionSyndrome

```
// ConditionSyndrome()
// =====
// Return CV and COND fields of instruction syndrome

bits(5) ConditionSyndrome()

    bits(5) syndrome;

    if UsingAArch32\(\) then
        cond = AArch32.CurrentCond\(\);
        if PSTATE.T == '0' then // A32
            syndrome<4> = '1';
            // A conditional A32 instruction that is known to pass its condition code check
            // can be presented either with COND set to 0xE, the value for unconditional, or
            // the COND value held in the instruction.
            if ConditionHolds(cond) && ConstrainUnpredictableBool(Unpredictable\_ESRCONDPASS) then
                syndrome<3:0> = '1110';
            else
                syndrome<3:0> = cond;
        else // T32
            // When a T32 instruction is trapped, it is IMPLEMENTATION DEFINED whether:
            // * CV set to 0 and COND is set to an UNKNOWN value
            // * CV set to 1 and COND is set to the condition code for the condition that
            //   applied to the instruction.
            if boolean IMPLEMENTATION_DEFINED "Condition valid for trapped T32" then
                syndrome<4> = '1';
                syndrome<3:0> = cond;
            else
                syndrome<4> = '0';
                syndrome<3:0> = bits(4) UNKNOWN;
    else
        syndrome<4> = '1';
        syndrome<3:0> = '1110';
    return syndrome;
```

Library pseudocode for shared/exceptions/exceptions/Exception

```
// Exception
// =====
// Classes of exception.

enumeration Exception {
    Exception_Uncategorized,    // Uncategorized or unknown reason
    Exception_WFxTrap,         // Trapped WFI or WFE instruction
    Exception_CP15RTTTrap,     // Trapped AArch32 MCR or MRC access, coproc=0b111
    Exception_CP15RRTTrap,     // Trapped AArch32 MCRR or MRRC access, coproc=0b1111
    Exception_CP14RTTTrap,     // Trapped AArch32 MCR or MRC access, coproc=0b1110
    Exception_CP14DTTTrap,     // Trapped AArch32 LDC or STC access, coproc=0b1110
    Exception_CP14RRTTrap,     // Trapped AArch32 MRRC access, coproc=0b1110
    Exception_AdvSIMDFPAccessTrap, // HCPTR-trapped access to SIMD or FP
    Exception_FPIDTrap,        // Trapped access to SIMD or FP ID register
    Exception_LDST64BTrap,     // Trapped access to ST64BV, ST64BV0, ST64B and LD64B
    // Trapped BXJ instruction not supported in Armv8
    Exception_PACTrap,         // Trapped invalid PAC use
    Exception_IllegalState,    // Illegal Execution state
    Exception_SupervisorCall,  // Supervisor Call
    Exception_HypervisorCall, // Hypervisor Call
    Exception_MonitorCall,     // Monitor Call or Trapped SMC instruction
    Exception_SystemRegisterTrap, // Trapped MRS or MSR System register access
    Exception_ERetTrap,        // Trapped invalid ERET use
    Exception_InstructionAbort, // Instruction Abort or Prefetch Abort
    Exception_PCAlignment,     // PC alignment fault
    Exception_DataAbort,       // Data Abort
    Exception_NV2DataAbort,    // Data abort at EL1 reported as being from EL2
    Exception_PACFail,         // PAC Authentication failure
    Exception_SPAlignment,     // SP alignment fault
    Exception_FPTrappedException, // IEEE trapped FP exception
    Exception_SError,          // SError interrupt
    Exception_Breakpoint,      // (Hardware) Breakpoint
    Exception_SoftwareStep,     // Software Step
    Exception_Watchpoint,      // Watchpoint
    Exception_NV2Watchpoint,    // Watchpoint at EL1 reported as being from EL2
    Exception_SoftwareBreakpoint, // Software Breakpoint Instruction
    Exception_VectorCatch,     // AArch32 Vector Catch
    Exception_IRQ,             // IRQ interrupt
    Exception_SVEAccessTrap,   // HCPTR trapped access to SVE
    Exception_SMEAccessTrap,   // HCPTR trapped access to SME
    Exception_TSTARTAccessTrap, // Trapped TSTART access
    Exception_GPC,             // Granule protection check
    Exception_BranchTarget,    // Branch Target Identification
    Exception_MemCpyMemSet,     // Exception from a CPY* or SET* instruction
    Exception_GCSFail,         // GCS Exceptions
    Exception_Profiling,       // Profiling exception
    Exception_SystemRegister128Trap, // Trapped MRRS or MSRR System register or SYSP access
    Exception_FIQ;             // FIQ interrupt
}
```

Library pseudocode for shared/exceptions/exceptions/ExceptionRecord

```
// ExceptionRecord
// =====

type ExceptionRecord is (
    Exception    exctype,    // Exception class
    IssType      syndrome,    // Syndrome record
    FullAddress  paddress,    // Physical fault address
    bits(64)    vaddress,    // Virtual fault address
    boolean     ipavalid,    // Validity of Intermediate Physical fault address
    boolean     pavalid,    // Validity of Physical fault address
    bit         NS,         // Intermediate Physical fault address space
    bits(56)    ipaddress,   // Intermediate Physical fault address
    boolean     trappedsyscallinst) // Trapped SVC or SMC instruction
```

Library pseudocode for shared/exceptions/exceptions/ExceptionSyndrome

```
// ExceptionSyndrome()
// =====
// Return a blank exception syndrome record for an exception of the given type.

ExceptionRecord ExceptionSyndrome(Exception exceptype)

    ExceptionRecord r;

    r.exceptype = exceptype;

    // Initialize all other fields
    r.syndrome.iss = Zeros(25);
    r.syndrome.iss2 = Zeros(24);
    r.vaddress      = Zeros(64);
    r.ipavalid      = FALSE;
    r.NS            = '0';
    r.ipaddress      = Zeros(56);
    r.paddress.paspace = PASpace UNKNOWN;
    r.paddress.address = bits(56) UNKNOWN;
    r.trappedsyscallinst = FALSE;
    return r;
```

Library pseudocode for shared/exceptions/traps/Undefined

```
// Undefined()
// =====

Undefined()
    if UsingAArch32() then
        AArch32.Undefined();
    else
        AArch64.Undefined();
```


Library pseudocode for shared/functions/aborts/EncodeLDFSC

```
// EncodeLDFSC()
// =====
// Function that gives the Long-descriptor FSC code for types of Fault

bits(6) EncodeLDFSC(Fault statuscode, integer level)
    bits(6) result;

    // 128-bit descriptors will start from level -2 for 4KB to resolve bits IA[55:51]
    if level == -2 then
        assert IsFeatureImplemented(FEAT_D128);
        case statuscode of
            when Fault AddressSize                result = '101100';
            when Fault Translation                result = '101010';
            when Fault SyncExternalOnWalk          result = '010010';
            when Fault SyncParityOnWalk            result = '011010';
            assert !IsFeatureImplemented(FEAT_RAS);
            when Fault GPCFOnWalk                    result = '100010';
            otherwise                               Unreachable();
        return result;

    if level == -1 then
        assert IsFeatureImplemented(FEAT_LPA2);
        case statuscode of
            when Fault AddressSize                result = '101001';
            when Fault Translation                result = '101011';
            when Fault SyncExternalOnWalk          result = '010011';
            when Fault SyncParityOnWalk            result = '011011';
            assert !IsFeatureImplemented(FEAT_RAS);
            when Fault GPCFOnWalk                    result = '100011';
            otherwise                               Unreachable();

        return result;
    case statuscode of
        when Fault AddressSize                result = '0000':level<1:0>; assert level IN {0,1,2,3};
        when Fault AccessFlag                result = '0010':level<1:0>; assert level IN {0,1,2,3};
        when Fault Permission                result = '0011':level<1:0>; assert level IN {0,1,2,3};
        when Fault Translation                result = '0001':level<1:0>; assert level IN {0,1,2,3};
        when Fault SyncExternal                result = '010000';
        when Fault SyncExternalOnWalk          result = '0101':level<1:0>; assert level IN {0,1,2,3};
        when Fault SyncParity                result = '011000';
        when Fault SyncParityOnWalk            result = '0111':level<1:0>; assert level IN {0,1,2,3};
        when Fault AsyncParity                result = '011001';
        when Fault AsyncExternal              result = '010001'; assert UsingAArch32();
        when Fault TagCheck                  result = '010001'; assert IsFeatureImplemented(FEAT_MTE2);
        when Fault Alignment                result = '100001';
        when Fault Debug                    result = '100010';
        when Fault GPCFOnWalk                result = '1001':level<1:0>; assert level IN {0,1,2,3};
        when Fault GPCFOnOutput              result = '101000';
        when Fault TLBConflict                result = '110000';
        when Fault HWUpdateAccessFlag          result = '110001';
        when Fault Lockdown                  result = '110100'; // IMPLEMENTATION DEFINED
        when Fault Exclusive                  result = '110101'; // IMPLEMENTATION DEFINED
        otherwise                               Unreachable();

    return result;
```

Library pseudocode for shared/functions/aborts/IPAValid

```
// IPAValid()
// =====
// Return TRUE if the IPA is reported for the abort

boolean IPAValid(FaultRecord fault)
    assert fault.statuscode != Fault\_None;

    if fault.gpcf.gpcf != GPCF\_None then
        return fault.secondstage;
    elsif fault.s2fslwalk then
        return fault.statuscode IN {
            Fault\_AccessFlag,
            Fault\_Permission,
            Fault\_Translation,
            Fault\_AddressSize
        };
    elsif fault.secondstage then
        return fault.statuscode IN {
            Fault\_AccessFlag,
            Fault\_Translation,
            Fault\_AddressSize
        };
    else
        return FALSE;
```

Library pseudocode for shared/functions/aborts/IsAsyncAbort

```
// IsAsyncAbort()
// =====
// Returns TRUE if the abort currently being processed is an asynchronous abort, and FALSE
// otherwise.

boolean IsAsyncAbort(Fault statuscode)
    assert statuscode != Fault\_None;

    return (statuscode IN {Fault\_AsyncExternal, Fault\_AsyncParity});

// IsAsyncAbort()
// =====

boolean IsAsyncAbort(FaultRecord fault)
    return IsAsyncAbort(fault.statuscode);
```

Library pseudocode for shared/functions/aborts/IsDebugException

```
// IsDebugException()
// =====

boolean IsDebugException(FaultRecord fault)
    assert fault.statuscode != Fault\_None;
    return fault.statuscode == Fault\_Debug;
```

Library pseudocode for shared/functions/aborts/IsExternalAbort

```
// IsExternalAbort()
// =====
// Returns TRUE if the abort currently being processed is an External abort and FALSE otherwise.

boolean IsExternalAbort(Fault statuscode)
    assert statuscode != Fault\_None;

    return (statuscode IN {
        Fault\_SyncExternal,
        Fault\_SyncParity,
        Fault\_SyncExternalOnWalk,
        Fault\_SyncParityOnWalk,
        Fault\_AsyncExternal,
        Fault\_AsyncParity
    });

// IsExternalAbort()
// =====

boolean IsExternalAbort(FaultRecord fault)
    return IsExternalAbort(fault.statuscode) || fault.gpcf.gpf == GPCF\_EABT;
```

Library pseudocode for shared/functions/aborts/IsExternalSyncAbort

```
// IsExternalSyncAbort()
// =====
// Returns TRUE if the abort currently being processed is an external
// synchronous abort and FALSE otherwise.

boolean IsExternalSyncAbort(Fault statuscode)
    assert statuscode != Fault\_None;

    return (statuscode IN {
        Fault\_SyncExternal,
        Fault\_SyncParity,
        Fault\_SyncExternalOnWalk,
        Fault\_SyncParityOnWalk
    });

// IsExternalSyncAbort()
// =====

boolean IsExternalSyncAbort(FaultRecord fault)
    return IsExternalSyncAbort(fault.statuscode) || fault.gpcf.gpf == GPCF\_EABT;
```

Library pseudocode for shared/functions/aborts/IsFault

```
// IsFault()
// =====
// Return TRUE if a fault is associated with an address descriptor

boolean IsFault(AddressDescriptor addrdesc)
    return addrdesc.fault.statuscode != Fault\_None;

// IsFault()
// =====
// Return TRUE if a fault is associated with a memory access.

boolean IsFault(Fault fault)
    return fault != Fault\_None;

// IsFault()
// =====
// Return TRUE if a fault is associated with status returned by memory.

boolean IsFault(PhysMemRetStatus retstatus)
    return retstatus.statuscode != Fault\_None;
```

Library pseudocode for shared/functions/aborts/IsSErrorInterrupt

```
// IsSErrorInterrupt()
// =====
// Returns TRUE if the abort currently being processed is an SError interrupt, and FALSE
// otherwise.

boolean IsSErrorInterrupt(Fault statuscode)
    assert statuscode != Fault\_None;

    return (statuscode IN {Fault\_AsyncExternal, Fault\_AsyncParity});

// IsSErrorInterrupt()
// =====

boolean IsSErrorInterrupt(FaultRecord fault)
    return IsSErrorInterrupt(fault.statuscode);

// Add a specific type of return value for FaultSyndrome
type IssType is (
    bits(25) iss,
    bits(24) iss2
)
```

Library pseudocode for shared/functions/aborts/IsSecondStage

```
// IsSecondStage()
// =====

boolean IsSecondStage(FaultRecord fault)
    assert fault.statuscode != Fault\_None;

    return fault.secondstage;
```

Library pseudocode for shared/functions/aborts/LSInstructionSyndrome

```
// LSInstructionSyndrome()
// =====
// Returns the extended syndrome information for a second stage fault.
// <10> - Syndrome valid bit. The syndrome is valid only for certain types of access instruction.
// <9:8> - Access size.
// <7> - Sign extended (for loads).
// <6:2> - Transfer register.
// <1> - Transfer register is 64-bit.
// <0> - Instruction has acquire/release semantics.

bits(11) LSInstructionSyndrome();
```

Library pseudocode for shared/functions/aborts/ReportAsGPCEException

```
// ReportAsGPCEException()
// =====
// Determine whether the given GPCF is reported as a Granule Protection Check Exception
// rather than a Data or Instruction Abort

boolean ReportAsGPCEException(FaultRecord fault)
    assert IsFeatureImplemented(FEAT_RME);
    assert fault.statuscode IN {Fault\_GPCFOnWalk, Fault\_GPCFOnOutput};
    assert fault.gpcf.gpf != GPCF\_None;

    case fault.gpcf.gpf of
        when GPCF\_Walk return TRUE;
        when GPCF\_AddressSize return TRUE;
        when GPCF\_EABT return TRUE;
        when GPCF\_Fail return SCR_EL3.GPF == '1' && PSTATE.EL != EL3;
```

Library pseudocode for shared/functions/cache/CACHE_OP

```
// CACHE_OP()
// =====
// Performs Cache maintenance operations as per CacheRecord.

CACHE_OP(CacheRecord cache)
    IMPLEMENTATION_DEFINED;
```

Library pseudocode for shared/functions/cache/CPASAtPAS

```
// CPASAtPAS()
// =====
// Get cache PA space for given PA space.

CachePASpace CPASAtPAS(PASpace pas)
    case pas of
        when PAS\_NonSecure
            return CPAS\_NonSecure;
        when PAS\_Secure
            return CPAS\_Secure;
        when PAS\_Root
            return CPAS\_Root;
        when PAS\_Realm
            return CPAS\_Realm;
        when PAS\_SystemAgent
            return CPAS\_SystemAgent;
        when PAS\_NonSecureProtected
            return CPAS\_NonSecureProtected;
        when PAS\_NA6
            return CPAS\_NA6;
        when PAS\_NA7
            return CPAS\_NA7;
        otherwise
            Unreachable();
```

Library pseudocode for shared/functions/cache/CPASAtSecurityState

```
// CPASAtSecurityState()
// =====
// Get cache PA space for given security state.

CachePASpace CPASAtSecurityState(SecurityState ss)
    case ss of
        when SS\_NonSecure
            return CPAS\_NonSecure;
        when SS\_Secure
            return CPAS\_SecureNonSecure;
        when SS\_Root
            return CPAS\_Any;
        when SS\_Realm
            return CPAS\_RealmNonSecure;
```

Library pseudocode for shared/functions/cache/CacheRecord

```
// CacheRecord
// =====
// Details related to a cache operation.

type CacheRecord is (
    AccessType          acctype,           // Access type
    CacheOp             cacheop,          // Cache operation
    CacheOpScope        opscope,          // Cache operation type
    CacheType           cachetype,        // Cache type
    bits(64)            regval,
    FullAddress         paddress,
    bits(64)            vaddress,         // For VA operations
    integer             setnum,           // For SW operations
    integer             waynum,           // For SW operations
    integer             level,            // For SW operations
    Shareability        shareability,
    boolean             translated,
    boolean             is_vmid_valid,    // is vmid valid for current context
    bits(16)            vmid,
    boolean             is_asid_valid,    // is asid valid for current context
    bits(16)            asid,
    SecurityState        security,
    // For cache operations to full cache or by setnum/waynum
    // For operations by address, PA space in paddress
    CachePASpace        cpas
)
```

Library pseudocode for shared/functions/cache/DCInstNeedsTranslation

```
// DCInstNeedsTranslation()
// =====
// Check whether Data Cache operation needs translation.

boolean DCInstNeedsTranslation(CacheOpScope opscope)
    if opscope == CacheOpScope\_PoE then
        return FALSE;

    if opscope == CacheOpScope\_PoPA then
        return FALSE;

    if CLIDR_EL1.LoC == '000' then
        return !(boolean IMPLEMENTATION_DEFINED
            "No fault generated for DC operations if PoC is before any level of cache");

    if CLIDR_EL1.LoUU == '000' && opscope == CacheOpScope\_PoU then
        return !(boolean IMPLEMENTATION_DEFINED
            "No fault generated for DC operations if PoU is before any level of cache");

    return TRUE;
```

Library pseudocode for shared/functions/cache/DecodeSW

```
// DecodeSW()
// =====
// Decode input value into setnum, waynum and level for SW instructions.

(integer, integer, integer) DecodeSW(bits(64) regval, CacheType cachetype)
    constant integer level = UInt(regval<3:1>);
    (numsets, associativity, linesize) = GetCacheInfo(level, cachetype);
    // For the given level and cachetype, get the number of sets, associativity and
    // cache line size in terms of actual bytes.

    constant integer waybits  = CeilLog2(associativity);
    constant integer setbits  = CeilLog2(numsets);
    constant integer linebits = Log2(linesize);

    constant integer waynum = if associativity == 1 then 0 else UInt(regval<31:32-waybits>);
    constant integer setnum = if numsets == 1 then 0 else UInt(regval<linebits +: setbits>);

    return (setnum, waynum, level);
```

Library pseudocode for shared/functions/cache/GetCacheInfo

```
// GetCacheInfo()
// =====
// Returns numsets, associativity & linesize in terms of actual bytes.

(integer, integer, integer) GetCacheInfo(integer level, CacheType cachetype);
```

Library pseudocode for shared/functions/cache/ICInstNeedsTranslation

```
// ICInstNeedsTranslation()
// =====
// Check whether Instruction Cache operation needs translation.

boolean ICInstNeedsTranslation(CacheOpScope opscope)
    return boolean IMPLEMENTATION_DEFINED "Instruction Cache needs translation";
```

Library pseudocode for shared/functions/common/ASR

```
// ASR()
// =====

bits(N) ASR(bits(N) x, integer shift)
    assert shift >= 0;
    bits(N) result;
    if shift == 0 then
        result = x;
    else
        (result, -) = ASR\_C(x, shift);
    return result;
```

Library pseudocode for shared/functions/common/ASR_C

```
// ASR_C()
// =====

(bits(N), bit) ASR_C(bits(N) x, integer shift)
    assert shift > 0 && shift < 256;
    extended_x = SignExtend(x, shift+N);
    result = extended_x<(shift+N)-1:shift>;
    carry_out = extended_x<shift-1>;
    return (result, carry_out);
```

Library pseudocode for shared/functions/common/Abs

```
// Abs()
// =====

integer Abs(integer x)
    return if x >= 0 then x else -x;

// Abs()
// =====

real Abs(real x)
    return if x >= 0.0 then x else -x;
```

Library pseudocode for shared/functions/common/Align

```
// Align()
// =====

integer Align(integer x, integer y)
    return y * (x DIV y);

// Align()
// =====

bits(N) Align(bits(N) x, integer y)
    return Align(UInt(x), y)<N-1:0>;
```

Library pseudocode for shared/functions/common/BitCount

```
// BitCount()
// =====

integer BitCount(bits(N) x)
    integer result = 0;
    for i = 0 to N-1
        if x<i> == '1' then
            result = result + 1;
    return result;
```

Library pseudocode for shared/functions/common/CeilLog2

```
// CeilLog2()
// =====
// For a positive integer X, return the Log2() of X, rounded up to the next integer

integer CeilLog2(integer x)
    assert x != 0;
    return Log2(CeilPow2(x));
```

Library pseudocode for shared/functions/common/CeilPow2

```
// CeilPow2()
// =====
// For a positive integer X, return the smallest power of 2 >= X

integer CeilPow2(integer x)
    if x == 0 then return 0;
    if x == 1 then return 1;
    return FloorPow2(x - 1) * 2;
```


Library pseudocode for shared/functions/common/CountLeadingSignBits

```
// CountLeadingSignBits()
// =====

integer CountLeadingSignBits(bits(N) x)
    return CountLeadingZeroBits(x<N-1:1> EOR x<N-2:0>);
```

Library pseudocode for shared/functions/common/CountLeadingZeroBits

```
// CountLeadingZeroBits()
// =====

integer CountLeadingZeroBits(bits(N) x)
    return N - (HighestSetBit(x) + 1);
```

Library pseudocode for shared/functions/common/Elem

```
// Elem[] - getter
// =====

bits(size) Elem(bits(N) vector, integer e, integer size)
    assert e >= 0 && (e+1)*size <= N;
    return vector<(e*size+size)-1 : e*size>;

// Elem[] - setter
// =====

Elem(bits(N) &vector, integer e, integer size) = bits(size) value
    assert e >= 0 && (e+1)*size <= N;
    vector<(e+1)*size-1:e*size> = value;
    return;
```

Library pseudocode for shared/functions/common/Extend

```
// Extend()
// =====

bits(N) Extend(bits(M) x, integer N, boolean unsigned)
    return if unsigned then ZeroExtend(x, N) else SignExtend(x, N);
```

Library pseudocode for shared/functions/common/FloorPow2

```
// FloorPow2()
// =====
// For a positive integer X, return the largest power of 2 <= X

integer FloorPow2(integer x)
    assert x >= 0;
    integer n = 1;
    if x == 0 then return 0;
    while x >= 2^n do
        n = n + 1;
    return 2^(n - 1);
```

Library pseudocode for shared/functions/common/HighestSetBit

```
// HighestSetBit()
// =====

integer HighestSetBit(bits(N) x)
    for i = N-1 downto 0
        if x<i> == '1' then return i;
    return -1;
```

Library pseudocode for shared/functions/common/HighestSetBitNZ

```
// HighestSetBitNZ
// =====
// Position of the highest 1 bit in a bitvector.
// Asserts if the bitvector is entirely zero.

integer HighestSetBitNZ(bits(N) x)
    assert !IsZero(x);
    return HighestSetBit(x);
```

Library pseudocode for shared/functions/common/Int

```
// Int()
// =====

integer Int(bits(N) x, boolean unsigned)
    return if unsigned then UInt(x) else SInt(x);
```

Library pseudocode for shared/functions/common/IsAligned

```
// IsAligned()
// =====

boolean IsAligned(bits(N) x, integer y)
    return x == Align(x, y);
```

Library pseudocode for shared/functions/common/IsEven

```
// IsEven()
// =====

boolean IsEven(integer val)
    return val MOD 2 == 0;
```

Library pseudocode for shared/functions/common/IsOdd

```
// IsOdd()
// =====

boolean IsOdd(integer val)
    return val MOD 2 == 1;
```

Library pseudocode for shared/functions/common/IsOnes

```
// IsOnes()
// =====

boolean IsOnes(bits(N) x)
    return x == Ones(N);
```

Library pseudocode for shared/functions/common/IsPow2

```
// IsPow2()
// =====
// Return TRUE if integer X is positive and a power of 2. Otherwise,
// return FALSE.

boolean IsPow2(integer x)
    if x <= 0 then return FALSE;
    return FloorPow2(x) == CeilPow2(x);
```

Library pseudocode for shared/functions/common/IsZero

```
// IsZero()
// =====

boolean IsZero(bits(N) x)
    return x == Zeros(N);
```

Library pseudocode for shared/functions/common/IsZeroBit

```
// IsZeroBit()
// =====

bit IsZeroBit(bits(N) x)
    return if IsZero(x) then '1' else '0';
```

Library pseudocode for shared/functions/common/LSL

```
// LSL()
// =====

bits(N) LSL(bits(N) x, integer shift)
    assert shift >= 0;
    bits(N) result;
    if shift == 0 then
        result = x;
    else
        (result, -) = LSL\_C(x, shift);
    return result;
```

Library pseudocode for shared/functions/common/LSL_C

```
// LSL_C()
// =====

(bits(N), bit) LSL_C(bits(N) x, integer shift)
    assert shift > 0 && shift < 256;
    extended_x = x : Zeros(shift);
    result = extended_x<N-1:0>;
    carry_out = extended_x<N>;
    return (result, carry_out);
```

Library pseudocode for shared/functions/common/LSR

```
// LSR()
// =====

bits(N) LSR(bits(N) x, integer shift)
    assert shift >= 0;
    bits(N) result;
    if shift == 0 then
        result = x;
    else
        (result, -) = LSR\_C(x, shift);
    return result;
```

Library pseudocode for shared/functions/common/LSR_C

```
// LSR_C()
// =====

(bits(N), bit) LSR_C(bits(N) x, integer shift)
  assert shift > 0 && shift < 256;
  extended_x = ZeroExtend(x, shift+N);
  result = extended_x<(shift+N)-1:shift>;
  carry_out = extended_x<shift-1>;
  return (result, carry_out);
```

Library pseudocode for shared/functions/common/LowestSetBit

```
// LowestSetBit()
// =====

integer LowestSetBit(bits(N) x)
  for i = 0 to N-1
    if x<i> == '1' then return i;
  return N;
```

Library pseudocode for shared/functions/common/LowestSetBitNZ

```
// LowestSetBitNZ
// =====
// Position of the lowest 1 bit in a bitvector.
// Asserts if the bit-vector is entirely zero.

integer LowestSetBitNZ(bits(N) x)
  assert !IsZero(x);
  return LowestSetBit(x);
```

Library pseudocode for shared/functions/common/Max

```
// Max()
// =====

integer Max(integer a, integer b)
  return if a >= b then a else b;

// Max()
// =====

real Max(real a, real b)
  return if a >= b then a else b;
```

Library pseudocode for shared/functions/common/Min

```
// Min()
// =====

integer Min(integer a, integer b)
  return if a <= b then a else b;

// Min()
// =====

real Min(real a, real b)
  return if a <= b then a else b;
```

Library pseudocode for shared/functions/common/NormalizeReal

```
// NormalizeReal
// =====
// Normalizes x to the form 1.xxx... x 2^y and returns (mantissa, exponent)

(real, integer) NormalizeReal(real x)
    real mantissa = x;
    integer exponent = 0;
    while mantissa < 1.0 do
        mantissa = mantissa * 2.0;  exponent = exponent - 1;
    while mantissa >= 2.0 do
        mantissa = mantissa / 2.0;  exponent = exponent + 1;
    return (mantissa, exponent);
```

Library pseudocode for shared/functions/common/Ones

```
// Ones()
// =====

bits(N) Ones(integer N)
    return Replicate('1',N);
```

Library pseudocode for shared/functions/common/ROR

```
// ROR()
// =====

bits(N) ROR(bits(N) x, integer shift)
    assert shift >= 0;
    bits(N) result;
    if shift == 0 then
        result = x;
    else
        (result, -) = ROR\_C(x, shift);
    return result;
```

Library pseudocode for shared/functions/common/ROR_C

```
// ROR_C()
// =====

(bits(N), bit) ROR_C(bits(N) x, integer shift)
    assert shift != 0 && shift < 256;
    m = shift MOD N;
    result = LSR(x,m) OR LSL(x,N-m);
    carry_out = result<N-1>;
    return (result, carry_out);
```

Library pseudocode for shared/functions/common/RShr

```
// RShr()
// =====
// Shift integer value right with rounding

integer RShr(integer value, integer shift, boolean round)
    assert shift > 0;
    if round then
        return (value + (1 << (shift - 1))) >> shift;
    else
        return value >> shift;
```

Library pseudocode for shared/functions/common/Replicate

```
// Replicate()
// =====

bits(M*N) Replicate(bits(M) x, integer N);
```

Library pseudocode for shared/functions/common/Reverse

```
// Reverse()
// =====
// Reverse subwords of M bits in an N-bit word

bits(N) Reverse(bits(N) word, integer M)
    assert M > 0;
    assert N MOD M == 0;
    bits(N) result;
    constant integer swsize = M;
    constant integer sw = N DIV swsize;
    for s = 0 to sw-1
        Elem[result, (sw - 1) - s, swsize] = Elem[word, s, swsize];
    return result;
```

Library pseudocode for shared/functions/common/RoundDown

```
// RoundDown()
// =====

integer RoundDown(real x);
```

Library pseudocode for shared/functions/common/RoundTowardsZero

```
// RoundTowardsZero()
// =====

integer RoundTowardsZero(real x)
    return if x == 0.0 then 0 else if x >= 0.0 then RoundDown(x) else RoundUp(x);
```

Library pseudocode for shared/functions/common/RoundUp

```
// RoundUp()
// =====

integer RoundUp(real x);
```

Library pseudocode for shared/functions/common/SInt

```
// SInt()
// =====

integer SInt(bits(N) x)
    result = 0;
    for i = 0 to N-1
        if x<i> == '1' then result = result + 2^i;
    if x<N-1> == '1' then result = result - 2^N;
    return result;
```

Library pseudocode for shared/functions/common/SignExtend

```
// SignExtend()
// =====

bits(N) SignExtend(bits(M) x, integer N)
    assert N >= M;
    return Replicate(x<M-1>, N-M) : x;
```

Library pseudocode for shared/functions/common/Signal

```
// Signal
// =====
// Available signal types

enumeration Signal {LOW, HIGH};
```

Library pseudocode for shared/functions/common/Split

```
// Split()
// =====

(bits(M-N), bits(N)) Split(bits(M) value, integer N)
    assert M > N;
    return (value<M-1:N>, value<N-1:0>);
```

Library pseudocode for shared/functions/common/UInt

```
// UInt()
// =====

integer UInt(bits(N) x)
    result = 0;
    for i = 0 to N-1
        if x<i> == '1' then result = result + 2^i;
    return result;
```

Library pseudocode for shared/functions/common/ZeroExtend

```
// ZeroExtend()
// =====

bits(N) ZeroExtend(bits(M) x, integer N)
    assert N >= M;
    return Zeros(N-M) : x;
```

Library pseudocode for shared/functions/common/Zeros

```
// Zeros()
// =====

bits(N) Zeros(integer N)
    return Replicate('0',N);
```

Library pseudocode for shared/functions/counters/AArch32.CheckTimerConditions

```
// AArch32.CheckTimerConditions()
// =====
// Checking timer conditions for all A32 timer registers

AArch32.CheckTimerConditions()
    boolean status;
    bits(64) offset;
    offset = Zeros(64);
    assert !HaveAArch64();

    if HaveEL(EL3) then
        if CNTP_CTL_S.ENABLE == '1' then
            status = IsTimerConditionMet(offset, CNTP_CVAL_S,
                                           CNTP_CTL_S.IMASK, InterruptID_CNTPS);
            CNTP_CTL_S.ISTATUS = if status then '1' else '0';

        if CNTP_CTL_NS.ENABLE == '1' then
            status = IsTimerConditionMet(offset, CNTP_CVAL_NS,
                                           CNTP_CTL_NS.IMASK, InterruptID_CNTP);
            CNTP_CTL_NS.ISTATUS = if status then '1' else '0';
    else
        if CNTP_CTL.ENABLE == '1' then
            status = IsTimerConditionMet(offset, CNTP_CVAL,
                                           CNTP_CTL.IMASK, InterruptID_CNTP);
            CNTP_CTL.ISTATUS = if status then '1' else '0';

    if HaveEL(EL2) && CNTHP_CTL.ENABLE == '1' then
        status = IsTimerConditionMet(offset, CNTHP_CVAL,
                                       CNTHP_CTL.IMASK, InterruptID_CNTHP);
        CNTHP_CTL.ISTATUS = if status then '1' else '0';

    if CNTV_CTL_EL0.ENABLE == '1' then
        status = IsTimerConditionMet(CNTVOFF_EL2, CNTV_CVAL_EL0,
                                       CNTV_CTL_EL0.IMASK, InterruptID_CNTV);
        CNTV_CTL_EL0.ISTATUS = if status then '1' else '0';

    return;
```


Library pseudocode for shared/functions/counters/AArch64.CheckTimerConditions

```
// AArch64.CheckTimerConditions()
// =====
// Checking timer conditions for all A64 timer registers

AArch64.CheckTimerConditions()
    boolean status;
    bits(64) offset;
    bit imask;
    constant SecurityState ss = CurrentSecurityState();
    if (IsFeatureImplemented(FEAT_ECV_POFF) && EL2Enabled() && !ELIsInHost(EL0) &&
        CNTHCTL_EL2.ECV == '1' && SCR_EL3.ECVEn == '1') then
        offset = CNTPOFF_EL2;
    else
        offset = Zeros(64);
    if CNTP_CTL_EL0.ENABLE == '1' then
        imask = CNTP_CTL_EL0.IMASK;
        if (IsFeatureImplemented(FEAT_RME) && ss IN {SS\_Root, SS\_Realm} &&
            CNTHCTL_EL2.CNTPMASK == '1') then
            imask = '1';
        status = IsTimerConditionMet(offset, CNTP_CVAL_EL0,
                                     imask, InterruptID\_CNTP);
        CNTP_CTL_EL0.ISTATUS = if status then '1' else '0';
    if ((HaveEL(EL3) || (HaveEL(EL2) && !IsFeatureImplemented(FEAT_SEL2))) &&
        CNTHP_CTL_EL2.ENABLE == '1') then
        status = IsTimerConditionMet(Zeros(64), CNTHP_CVAL_EL2,
                                     CNTHP_CTL_EL2.IMASK, InterruptID\_CNTHP);
        CNTHP_CTL_EL2.ISTATUS = if status then '1' else '0';
    if HaveEL(EL2) && IsFeatureImplemented(FEAT_SEL2) && CNTHPS_CTL_EL2.ENABLE == '1' then
        status = IsTimerConditionMet(Zeros(64), CNTHPS_CVAL_EL2,
                                     CNTHPS_CTL_EL2.IMASK, InterruptID\_CNTHPS);
        CNTHPS_CTL_EL2.ISTATUS = if status then '1' else '0';

    if CNTPS_CTL_EL1.ENABLE == '1' then
        status = IsTimerConditionMet(Zeros(64), CNTPS_CVAL_EL1,
                                     CNTPS_CTL_EL1.IMASK, InterruptID\_CNTPS);
        CNTPS_CTL_EL1.ISTATUS = if status then '1' else '0';

    if CNTV_CTL_EL0.ENABLE == '1' then
        imask = CNTV_CTL_EL0.IMASK;
        if (IsFeatureImplemented(FEAT_RME) && ss IN {SS\_Root, SS\_Realm} &&
            CNTHCTL_EL2.CNTVMASK == '1') then
            imask = '1';
        status = IsTimerConditionMet(CNTVOFF_EL2, CNTV_CVAL_EL0,
                                     imask, InterruptID\_CNTV);
        CNTV_CTL_EL0.ISTATUS = if status then '1' else '0';

    if ((IsFeatureImplemented(FEAT_VHE) && (HaveEL(EL3) || !IsFeatureImplemented(FEAT_SEL2))) &&
        CNTHV_CTL_EL2.ENABLE == '1') then
        status = IsTimerConditionMet(Zeros(64), CNTHV_CVAL_EL2,
                                     CNTHV_CTL_EL2.IMASK, InterruptID\_CNTHV);
        CNTHV_CTL_EL2.ISTATUS = if status then '1' else '0';

    if ((IsFeatureImplemented(FEAT_SEL2) && IsFeatureImplemented(FEAT_VHE)) &&
        CNTHVS_CTL_EL2.ENABLE == '1') then
        status = IsTimerConditionMet(Zeros(64), CNTHVS_CVAL_EL2,
                                     CNTHVS_CTL_EL2.IMASK, InterruptID\_CNTHVS);
        CNTHVS_CTL_EL2.ISTATUS = if status then '1' else '0';
    return;
```

Library pseudocode for shared/functions/counters/CNTHCTL_EL2_VHE

```
// CNTHCTL_EL2_VHE()
// =====
// In the case where EL2 accesses the CNTKCTL_EL1 register, and the access
// is redirected to CNTHCTL_EL2 as a result of HCR_EL2.E2H being 1,
// then the bits of CNTHCTL_EL2 that are RES0 in CNTKCTL_EL1 are
// treated as being UNKNOWN. This function applies the UNKNOWN behavior.

bits(64) CNTHCTL_EL2_VHE(bits(64) original_value)
    assert PSTATE.EL == EL2;
    assert HCR_EL2.E2H == '1';

    bits(64) return_value = original_value;
    if !IsFeatureImplemented(FEAT_NV2p1) then
        return_value<19:18> = bits(2) UNKNOWN;
        return_value<16:10> = bits(7) UNKNOWN;
    return return_value;
```

Library pseudocode for shared/functions/counters/GenericCounterTick

```
// GenericCounterTick()
// =====
// Increments PhysicalCount value for every clock tick.

GenericCounterTick()
    bits(64) prev_physical_count;
    if CNTCR.EN == '0' then
        if !HaveAArch64() then
            AArch32.CheckTimerConditions();
        else
            AArch64.CheckTimerConditions();
        return;
    prev_physical_count = PhysicalCountInt();
    if IsFeatureImplemented(FEAT_CNTSC) && CNTCR.SCEN == '1' then
        PhysicalCount = PhysicalCount + ZeroExtend(CNTSCR, 88);
    else
        PhysicalCount<87:24> = PhysicalCount<87:24> + 1;
    if !HaveAArch64() then
        AArch32.CheckTimerConditions();
    else
        AArch64.CheckTimerConditions();
    TestEventCNTP(prev_physical_count, PhysicalCountInt());
    TestEventCNTV(prev_physical_count, PhysicalCountInt());
    return;
```

Library pseudocode for shared/functions/counters/IsLocalTimeoutEventPending

```
boolean IsLocalTimeoutEventPending;
```

Library pseudocode for shared/functions/counters/IsTimerConditionMet

```
// IsTimerConditionMet()
// =====

boolean IsTimerConditionMet(bits(64) offset, bits(64) compare_value,
                           bits(1) imask, InterruptID intid)
    boolean condition_met;
    Signal level;
    condition_met = (UInt(PhysicalCountInt() - offset) - UInt(compare_value)) >= 0;
    level = if condition_met && imask == '0' then HIGH else LOW;
    SetInterruptRequestLevel(intid, level);
    return condition_met;
```

Library pseudocode for shared/functions/counters/LocalTimeoutVal

```
bits(64) LocalTimeoutVal; // Value to compare against the Virtual Counter Timer
```

Library pseudocode for shared/functions/counters/PhysicalCount

```
bits(88) PhysicalCount;
```

Library pseudocode for shared/functions/counters/SetEventRegister

```
// SetEventRegister()
// =====
// Sets the Event Register of this PE

SetEventRegister()
    EventRegister = '1';
    return;
```

Library pseudocode for shared/functions/counters/TestEventCNTP

```
// TestEventCNTP()
// =====
// Generate Event stream from the physical counter

TestEventCNTP(bits(64) prev_physical_count, bits(64) current_physical_count)
    bits(64) offset;
    bits(1) samplebit, previousbit;
    integer n;
    if CNTHCTL_EL2.EVNTEN == '1' then
        n = UInt(CNTHCTL_EL2.EVNTI);
        if IsFeatureImplemented(FEAT_ECV) && CNTHCTL_EL2.EVNTIS == '1' then
            n = n + 8;
        if (IsFeatureImplemented(FEAT_ECV_POFF) && EL2Enabled() && !ELIsInHost(EL0) &&
            CNTHCTL_EL2.ECV == '1' && SCR_EL3.ECVEn == '1') then
            offset = CNTPOFF_EL2;
        else
            offset = Zeros(64);
        samplebit = (current_physical_count - offset)<n>;
        previousbit = (prev_physical_count - offset)<n>;
        if CNTHCTL_EL2.EVNTDIR == '0' then
            if previousbit == '0' && samplebit == '1' then SetEventRegister();
        else
            if previousbit == '1' && samplebit == '0' then SetEventRegister();
    return;
```

Library pseudocode for shared/functions/counters/TestEventCNTV

```
// TestEventCNTV()
// =====
// Generate Event stream from the virtual counter

TestEventCNTV(bits(64) prev_physical_count, bits(64) current_physical_count)
    bits(64) offset;
    bits(1) samplebit, previousbit;
    integer n;
    if (EffectiveHCR_EL2_E2H():EffectiveTGE() != '11' &&
        CNTKCTL_EL1.EVNTEN == '1') then
        n = UInt(CNTKCTL_EL1.EVNTI);
        if IsFeatureImplemented(FEAT_ECV) && CNTKCTL_EL1.EVNTIS == '1' then
            n = n + 8;
        offset = if HaveEL(EL2) then CNTVOFF_EL2 else Zeros(64);
        samplebit = (current_physical_count - offset)<n>;
        previousbit = (prev_physical_count - offset)<n>;
        if CNTKCTL_EL1.EVNTDIR == '0' then
            if previousbit == '0' && samplebit == '1' then SetEventRegister();
        else
            if previousbit == '1' && samplebit == '0' then SetEventRegister();
    return;
```

Library pseudocode for shared/functions/counters/VirtualCounterTimer

```
// VirtualCounterTimer()
// =====
// Returns the Counter-Timer Virtual Count value, the value is as read by CurrentEL to CNTVCT_EL0.

bits(64) VirtualCounterTimer()
    bits(64) cntvct;

    if PSTATE.EL != EL3 then
        if HaveEL(EL2) && !ELIsInHost(PSTATE.EL) then
            cntvct = PhysicalCountInt() - CNTVOFF_EL2;
        else
            cntvct = PhysicalCountInt();
    else
        if HaveEL(EL2) && !ELUsingAArch32(EL2) then
            cntvct = PhysicalCountInt() - CNTVOFF_EL2;
        elsif HaveEL(EL2) && ELUsingAArch32(EL2) then
            cntvct = PhysicalCountInt() - CNTVOFF;
        else
            cntvct = PhysicalCountInt();

    return cntvct;
```

Library pseudocode for shared/functions/crc/BitReverse

```
// BitReverse()
// =====

bits(N) BitReverse(bits(N) data)
    bits(N) result;
    for i = 0 to N-1
        result<(N-i)-1> = data<i>;
    return result;
```

Library pseudocode for shared/functions/crc/Poly32Mod2

```
// Poly32Mod2()
// =====

// Poly32Mod2 on a bitstring does a polynomial Modulus over {0,1} operation

bits(32) Poly32Mod2(bits(N) data_in, bits(32) poly)
    assert N > 32;
    bits(N) data = data_in;
    for i = N-1 downto 32
        if data<i> == '1' then
            data<i-1:0> = data<i-1:0> EOR (poly:Zeros(i-32));
    return data<31:0>;
```

Library pseudocode for shared/functions/crypto/AESInvMixColumns

```
// AESInvMixColumns()
// =====
// Transformation in the Inverse Cipher that is the inverse of AESMixColumns.

bits(128) AESInvMixColumns(bits (128) op)
    constant bits(4*8) in0 = op< 96+:8> : op< 64+:8> : op< 32+:8> : op<  0+:8>;
    constant bits(4*8) in1 = op<104+:8> : op< 72+:8> : op< 40+:8> : op<  8+:8>;
    constant bits(4*8) in2 = op<112+:8> : op< 80+:8> : op< 48+:8> : op< 16+:8>;
    constant bits(4*8) in3 = op<120+:8> : op< 88+:8> : op< 56+:8> : op< 24+:8>;

    bits(4*8) out0;
    bits(4*8) out1;
    bits(4*8) out2;
    bits(4*8) out3;

    for c = 0 to 3
        out0<c*8+:8> = (FFmul0E(in0<c*8+:8>) EOR FFmul0B(in1<c*8+:8>) EOR FFmul0D(in2<c*8+:8>) EOR
                        FFmul09(in3<c*8+:8>));
        out1<c*8+:8> = (FFmul09(in0<c*8+:8>) EOR FFmul0E(in1<c*8+:8>) EOR FFmul0B(in2<c*8+:8>) EOR
                        FFmul0D(in3<c*8+:8>));
        out2<c*8+:8> = (FFmul0D(in0<c*8+:8>) EOR FFmul09(in1<c*8+:8>) EOR FFmul0E(in2<c*8+:8>) EOR
                        FFmul0B(in3<c*8+:8>));
        out3<c*8+:8> = (FFmul0B(in0<c*8+:8>) EOR FFmul0D(in1<c*8+:8>) EOR FFmul09(in2<c*8+:8>) EOR
                        FFmul0E(in3<c*8+:8>));

    return (
        out3<3*8+:8> : out2<3*8+:8> : out1<3*8+:8> : out0<3*8+:8> :
        out3<2*8+:8> : out2<2*8+:8> : out1<2*8+:8> : out0<2*8+:8> :
        out3<1*8+:8> : out2<1*8+:8> : out1<1*8+:8> : out0<1*8+:8> :
        out3<0*8+:8> : out2<0*8+:8> : out1<0*8+:8> : out0<0*8+:8>
    );
```

Library pseudocode for shared/functions/crypto/AESInvShiftRows

```
// AESInvShiftRows()
// =====
// Transformation in the Inverse Cipher that is inverse of AESShiftRows.

bits(128) AESInvShiftRows(bits(128) op)
    return (
        op< 31: 24> : op< 55: 48> : op< 79: 72> : op<103: 96> :
        op<127:120> : op< 23: 16> : op< 47: 40> : op< 71: 64> :
        op< 95: 88> : op<119:112> : op< 15:  8> : op< 39: 32> :
        op< 63: 56> : op< 87: 80> : op<111:104> : op<  7:  0>
    );
```

Library pseudocode for shared/functions/crypto/AESInvSubBytes

```
// AESInvSubBytes()
// =====
// Transformation in the Inverse Cipher that is the inverse of AESSubBytes.

bits(128) AESInvSubBytes(bits(128) op)
  // Inverse S-box values
  constant bits(16*16*8) GF2_inv = (
    /*      F E D C B A 9 8 7 6 5 4 3 2 1 0      */
    /*F*/ 0x7d0c2155631469e126d677ba7e042b17<127:0> :
    /*E*/ 0x619953833cbbbec8b0f52aae4d3be0a0<127:0> :
    /*D*/ 0xef9cc9939f7ae52d0d4ab519a97f5160<127:0> :
    /*C*/ 0x5fec8027591012b131c7078833a8dd1f<127:0> :
    /*B*/ 0xf45acd78fec0db9a2079d2c64b3e56fc<127:0> :
    /*A*/ 0x1bbe18aa0e62b76f89c5291d711af147<127:0> :
    /*9*/ 0x6edf751ce837f9e28535ade72274ac96<127:0> :
    /*8*/ 0x73e6b4f0cecff297eadc674f4111913a<127:0> :
    /*7*/ 0x6b8a130103bdafc1020f3fca8f1e2cd0<127:0> :
    /*6*/ 0x0645b3b80558e4f70ad3bc8c00abd890<127:0> :
    /*5*/ 0x849d8da75746155edab9edfd5048706c<127:0> :
    /*4*/ 0x92b6655dcc5ca4d1698688664f6f872<127:0> :
    /*3*/ 0x25d18b6d49a25b76b224d92866a12e08<127:0> :
    /*2*/ 0x4ec3fa420b954cee3d23c2a632947b54<127:0> :
    /*1*/ 0xcbe9dec444438e3487ff2f9b8239e37c<127:0> :
    /*0*/ 0xfbd7f3819ea340bf38a53630d56a0952<127:0>
  );
  bits(128) out;
  for i = 0 to 15
    out<i*8+:8> = GF2_inv<UInt>(op<i*8+:8>)*8+:8>;
  return out;
```

Library pseudocode for shared/functions/crypto/AESMixColumns

```
// AESMixColumns()
// =====
// Transformation in the Cipher that takes all of the columns of the
// State and mixes their data (independently of one another) to
// produce new columns.

bits(128) AESMixColumns(bits(128) op)
  constant bits(4*8) in0 = op< 96+:8> : op< 64+:8> : op< 32+:8> : op<  0+:8>;
  constant bits(4*8) in1 = op<104+:8> : op< 72+:8> : op< 40+:8> : op<  8+:8>;
  constant bits(4*8) in2 = op<112+:8> : op< 80+:8> : op< 48+:8> : op< 16+:8>;
  constant bits(4*8) in3 = op<120+:8> : op< 88+:8> : op< 56+:8> : op< 24+:8>;

  bits(4*8) out0;
  bits(4*8) out1;
  bits(4*8) out2;
  bits(4*8) out3;

  for c = 0 to 3
    out0<c*8+:8> = (FFmul02(in0<c*8+:8>) EOR FFmul03(in1<c*8+:8>) EOR
                    in2<c*8+:8> EOR in3<c*8+:8>);
    out1<c*8+:8> = (FFmul02(in1<c*8+:8>) EOR FFmul03(in2<c*8+:8>) EOR
                    in3<c*8+:8> EOR in0<c*8+:8>);
    out2<c*8+:8> = (FFmul02(in2<c*8+:8>) EOR FFmul03(in3<c*8+:8>) EOR
                    in0<c*8+:8> EOR in1<c*8+:8>);
    out3<c*8+:8> = (FFmul02(in3<c*8+:8>) EOR FFmul03(in0<c*8+:8>) EOR
                    in1<c*8+:8> EOR in2<c*8+:8>);

  return (
    out3<3*8+:8> : out2<3*8+:8> : out1<3*8+:8> : out0<3*8+:8> :
    out3<2*8+:8> : out2<2*8+:8> : out1<2*8+:8> : out0<2*8+:8> :
    out3<1*8+:8> : out2<1*8+:8> : out1<1*8+:8> : out0<1*8+:8> :
    out3<0*8+:8> : out2<0*8+:8> : out1<0*8+:8> : out0<0*8+:8>
  );
```

Library pseudocode for shared/functions/crypto/AESShiftRows

```
// AESShiftRows()
// =====
// Transformation in the Cipher that processes the State by cyclically
// shifting the last three rows of the State by different offsets.

bits(128) AESShiftRows(bits(128) op)
    return (
        op< 95: 88> : op< 55: 48> : op< 15:  8> : op<103: 96> :
        op< 63: 56> : op< 23: 16> : op<111:104> : op< 71: 64> :
        op< 31: 24> : op<119:112> : op< 79: 72> : op< 39: 32> :
        op<127:120> : op< 87: 80> : op< 47: 40> : op<  7:  0>
    );
```

Library pseudocode for shared/functions/crypto/AESSubBytes

```
// AESSubBytes()
// =====
// Transformation in the Cipher that processes the State using a nonlinear
// byte substitution table (S-box) that operates on each of the State bytes
// independently.

bits(128) AESSubBytes(bits(128) op)
    // S-box values
    constant bits(16*16*8) GF2 = (
        /*
         F E D C B A 9 8 7 6 5 4 3 2 1 0
        */
        /*F*/ 0x16bb54b00f2d99416842e6bf0d89a18c<127:0> :
        /*E*/ 0xdf2855cee9871e9b948ed9691198f8e1<127:0> :
        /*D*/ 0x9e1dc186b95735610ef6034866b53e70<127:0> :
        /*C*/ 0x8a8bbd4b1f74dde8c6b4a61c2e2578ba<127:0> :
        /*B*/ 0x08ae7a65eaf4566ca94ed58d6d37c8e7<127:0> :
        /*A*/ 0x79e4959162acd3c25c2406490a3a32e0<127:0> :
        /*9*/ 0xdb0b5ede14b8ee4688902a22dc4f8160<127:0> :
        /*8*/ 0x73195d643d7ea7c41744975fec130ccd<127:0> :
        /*7*/ 0xd2f3ff1021dab6bcf5389d928f40a351<127:0> :
        /*6*/ 0xa89f3c507f02f94585334d43fbaaefd0<127:0> :
        /*5*/ 0xcf584c4a39becb6a5bb1fc20ed00d153<127:0> :
        /*4*/ 0x842fe329b3d63b52a05a6e1b1a2c8309<127:0> :
        /*3*/ 0x75b227ebe28012079a059618c323c704<127:0> :
        /*2*/ 0x1531d871f1e5a534ccf73f362693fdb7<127:0> :
        /*1*/ 0xc072a49cafa2d4adf04759fa7dc982ca<127:0> :
        /*0*/ 0x76abd7fe2b670130c56f6bf27b777c63<127:0>
    );
    bits(128) out;
    for i = 0 to 15
        out<i*8+:8> = GF2<UInt>(op<i*8+:8>)*8+:8>;
    return out;
```

Library pseudocode for shared/functions/crypto/FFmul02

```
// FFmul02()
// =====

bits(8) FFmul02(bits(8) b)
    constant bits(256*8) FFmul_02 = (
        /*      F E D C B A 9 8 7 6 5 4 3 2 1 0      */
        /*F*/ 0xE5E7E1E3EDEFE9EBF5F7F1F3FDFFF9FB<127:0> :
        /*E*/ 0xC5C7C1C3CDCFC9CBD5D7D1D3DDDFD9DB<127:0> :
        /*D*/ 0xA5A7A1A3ADAF9ABB5B7B1B3BDBFB9BB<127:0> :
        /*C*/ 0x858781838D8F898B959791939D9F999B<127:0> :
        /*B*/ 0x656761636D6F696B757771737D7F797B<127:0> :
        /*A*/ 0x454741434D4F494B555751535D5F595B<127:0> :
        /*9*/ 0x252721232D2F292B353731333D3F393B<127:0> :
        /*8*/ 0x050701030D0F090B151711131D1F191B<127:0> :
        /*7*/ 0xFEFCFAF8F6F4F2F0EEECFAE8E6E4E2E0<127:0> :
        /*6*/ 0xDEDCDAD8D6D4D2D0CECCAC8C6C4C2C0<127:0> :
        /*5*/ 0xBEBBCBAB8B6B4B2B0AEACAAA8A6A4A2A0<127:0> :
        /*4*/ 0x9E9C9A98969492908E8C8A8886848280<127:0> :
        /*3*/ 0x7E7C7A78767472706E6C6A6866646260<127:0> :
        /*2*/ 0x5E5C5A58565452504E4C4A4846444240<127:0> :
        /*1*/ 0x3E3C3A38363432302E2C2A2826242220<127:0> :
        /*0*/ 0x1E1C1A1816141210E0C0A0806040200<127:0>
    );
    return FFmul_02<UInt>(b)*8+:8>;
```

Library pseudocode for shared/functions/crypto/FFmul03

```
// FFmul03()
// =====

bits(8) FFmul03(bits(8) b)
    constant bits(256*8) FFmul_03 = (
        /*      F E D C B A 9 8 7 6 5 4 3 2 1 0      */
        /*F*/ 0x1A191C1F16151013020104070E0D080B<127:0> :
        /*E*/ 0x2A292C2F26252023323134373E3D383B<127:0> :
        /*D*/ 0x7A797C7F76757073626164676E6D686B<127:0> :
        /*C*/ 0x4A494C4F46454043525154575E5D585B<127:0> :
        /*B*/ 0xDAD9DCDFD6D5D0D3C2C1C4C7CECDC8CB<127:0> :
        /*A*/ 0xEAE9ECEFE6E5E0E3F2F1F4F7FEFDF8FB<127:0> :
        /*9*/ 0xBAB9BCBFB6B5B0B3A2A1A4A7AEADA8AB<127:0> :
        /*8*/ 0x8A898C8F86858083929194979E9D989B<127:0> :
        /*7*/ 0x818287848D8E8B88999A9F9C95969390<127:0> :
        /*6*/ 0xB1B2B7B4BDBEBBB8A9AAAFACA5A6A3A0<127:0> :
        /*5*/ 0xE1E2E7E4EDEEEBE8F9FAFFFCF5F6F3F0<127:0> :
        /*4*/ 0xD1D2D7D4DDDEDBD8C9CACFCCC5C6C3C0<127:0> :
        /*3*/ 0x414247444D4E4B48595A5F5C55565350<127:0> :
        /*2*/ 0x717277747D7E7B78696A6F6C65666360<127:0> :
        /*1*/ 0x212227242D2E2B28393A3F3C35363330<127:0> :
        /*0*/ 0x111217141D1E1B18090A0F0C05060300<127:0>
    );
    return FFmul_03<UInt>(b)*8+:8>;
```


Library pseudocode for shared/functions/crypto/FFmul09

```
// FFmul09()
// =====

bits(8) FFmul09(bits(8) b)
    constant bits(256*8) FFmul_09 = (
        /*      F E D C B A 9 8 7 6 5 4 3 2 1 0      */
        /*F*/ 0x464F545D626B70790E071C152A233831<127:0> :
        /*E*/ 0xD6DFC4CDF2FBE0E99E978C85BAB3A8A1<127:0> :
        /*D*/ 0x7D746F6659504B42353C272E1118030A<127:0> :
        /*C*/ 0xEDE4FFF6C9C0DBD2A5ACB7BE8188939A<127:0> :
        /*B*/ 0x3039222B141D060F78716A635C554E47<127:0> :
        /*A*/ 0xA0A9B2BB848D969FE8E1FAF3CCC5DED7<127:0> :
        /*9*/ 0x0B0219102F263D34434A5158676E757C<127:0> :
        /*8*/ 0x9B928980BFB6ADA4D3DAC1C8F7FEE5EC<127:0> :
        /*7*/ 0xAAA3B8B18E879C95E2EBF0F9C6CFD4DD<127:0> :
        /*6*/ 0x3A3328211E170C05727B6069565F444D<127:0> :
        /*5*/ 0x9198838AB5BCA7AED9D0CBC2FDF4EFE6<127:0> :
        /*4*/ 0x0108131A252C373E49405B526D647F76<127:0> :
        /*3*/ 0xDCD5CEC7F8F1EAE3949D868FB0B9A2AB<127:0> :
        /*2*/ 0x4C455E5768617A73040D161F2029323B<127:0> :
        /*1*/ 0xE7EEF5FCC3CAD1D8AFA6BDB48B829990<127:0> :
        /*0*/ 0x777E656C535A41483F362D241B120900<127:0>

    );
    return FFmul_09<UInt>(b)*8+:8;
```

Library pseudocode for shared/functions/crypto/FFmul0B

```
// FFmul0B()
// =====

bits(8) FFmul0B(bits(8) b)
    constant bits(256*8) FFmul_0B = (
        /*      F E D C B A 9 8 7 6 5 4 3 2 1 0      */
        /*F*/ 0xA3A8B5BE8F849992F8F0EDE6D7DCC1CA<127:0> :
        /*E*/ 0x1318050E3F3429224B405D56676C717A<127:0> :
        /*D*/ 0xD8D3CEC5F4FFE2E9808B969DACA7BAB1<127:0> :
        /*C*/ 0x68637E75444F5259303B262D1C170A01<127:0> :
        /*B*/ 0x555E434879726F640D061B10212A373C<127:0> :
        /*A*/ 0xE5EEF3F8C9C2DFD4BDB6ABA0919A878C<127:0> :
        /*9*/ 0x2E2538330209141F767D606B5A514C47<127:0> :
        /*8*/ 0x9E958883B2B9A4AFC6CDD0DBEAE1FCF7<127:0> :
        /*7*/ 0x545F424978736E650C071A11202B363D<127:0> :
        /*6*/ 0xE4EFF2F9C8C3DED5BCB7AAA1909B868D<127:0> :
        /*5*/ 0x2F2439320308151E777C616A5B504D46<127:0> :
        /*4*/ 0x9F948982B3B8A5AEC7CCD1DAEBE0FDF6<127:0> :
        /*3*/ 0xA2A9B4BF8E859893FAF1ECE7D6DDC0CB<127:0> :
        /*2*/ 0x1219040F3E3528234A415C57666D707B<127:0> :
        /*1*/ 0xD9D2CFC4F5FEE3E8818A979CADA6BBB0<127:0> :
        /*0*/ 0x69627F74454E5358313A272C1D160B00<127:0>

    );
    return FFmul_0B<UInt>(b)*8+:8;
```

Library pseudocode for shared/functions/crypto/FFmul0D

```
// FFmul0D()
// =====

bits(8) FFmul0D(bits(8) b)
    constant bits(256*8) FFmul_0D = (
        /*      F E D C B A 9 8 7 6 5 4 3 2 1 0      */
        /*F*/ 0x979A8D80A3AEB9B4FFF2E5E8CBC6D1DC<127:0> :
        /*E*/ 0x474A5D50737E69642F2235381B16010C<127:0> :
        /*D*/ 0x2C21363B1815020F44495E53707D6A67<127:0> :
        /*C*/ 0xFCF1E6EBC8C5D2DF94998E83A0ADBAB7<127:0> :
        /*B*/ 0xFAF7E0EDCEC3D4D9929F8885A6ABBCB1<127:0> :
        /*A*/ 0x2A27303D1E130409424F5855767B6C61<127:0> :
        /*9*/ 0x414C5B5675786F622924333E1D10070A<127:0> :
        /*8*/ 0x919C8B86A5A8BFB2F9F4E3EECDC0D7DA<127:0> :
        /*7*/ 0x4D40575A7974636E25283F32111C0B06<127:0> :
        /*6*/ 0x9D90878AA9A4B3BEF5F8EFE2C1CCDBD6<127:0> :
        /*5*/ 0xF6FBCECE1C2CFD8D59E938489AAA7B0BD<127:0> :
        /*4*/ 0x262B3C31121F08054E4354597A77606D<127:0> :
        /*3*/ 0x202D3A3714190E034845525F7C71666B<127:0> :
        /*2*/ 0xF0FDEAE7C4C9DED39895828FACA1B6BB<127:0> :
        /*1*/ 0x9B96818CAFA2B5B8F3FEE9E4C7CADDD0<127:0> :
        /*0*/ 0x4B46515C7F726568232E3934171A0D00<127:0>
    );
    return FFmul_0D<UInt>(b)*8+:8>;
```

Library pseudocode for shared/functions/crypto/FFmul0E

```
// FFmul0E()
// =====

bits(8) FFmul0E(bits(8) b)
    constant bits(256*8) FFmul_0E = (
        /*      F E D C B A 9 8 7 6 5 4 3 2 1 0      */
        /*F*/ 0x8D83919FB5BBA9A7FDF3E1EFC5CBD9D7<127:0> :
        /*E*/ 0x6D63717F555B49471D13010F252B3937<127:0> :
        /*D*/ 0x56584A446E60727C26283A341E10020C<127:0> :
        /*C*/ 0xB6B8AAA48E80929CC6C8DAD4FEF0E2EC<127:0> :
        /*B*/ 0x202E3C321816040A505E4C426866747A<127:0> :
        /*A*/ 0xC0CEDCD2F8F6E4EAB0BEACA28886949A<127:0> :
        /*9*/ 0xFBF5E7E9C3CDDFD18B859799B3BDFAFA1<127:0> :
        /*8*/ 0x1B150709232D3F316B657779535D4F41<127:0> :
        /*7*/ 0xCCC2D0DEF4FAE8E6BCB2A0AE848A9896<127:0> :
        /*6*/ 0x2C22303E141A08065C52404E646A7876<127:0> :
        /*5*/ 0x17190B052F21333D67697B755F51434D<127:0> :
        /*4*/ 0xF7F9EBE5CFC1D3DD87899B95BFB1A3AD<127:0> :
        /*3*/ 0x616F7D735957454B111F0D032927353B<127:0> :
        /*2*/ 0x818F9D93B9B7A5ABF1FFEDE3C9C7D5DB<127:0> :
        /*1*/ 0xBAB4A6A8828C9E90CAC4D6D8F2FCEEE0<127:0> :
        /*0*/ 0x5A544648626C7E702A243638121C0E00<127:0>
    );
    return FFmul_0E<UInt>(b)*8+:8>;
```

Library pseudocode for shared/functions/crypto/ROL

```
// ROL()
// =====

bits(N) ROL(bits(N) x, integer shift)
    assert shift >= 0 && shift <= N;
    if (shift == 0) then
        return x;
    return ROR(x, N-shift);
```

Library pseudocode for shared/functions/crypto/SHA256hash

```
// SHA256hash()
// =====

bits(128) SHA256hash(bits (128) x_in, bits(128) y_in, bits(128) w, boolean part1)
  bits(32) chs, maj, t;
  bits(128) x = x_in;
  bits(128) y = y_in;

  for e = 0 to 3
    chs = SHAchoose(y<31:0>, y<63:32>, y<95:64>);
    maj = SHAmajority(x<31:0>, x<63:32>, x<95:64>);
    t = y<127:96> + SHAhashSIGMA1(y<31:0>) + chs + Elem[w, e, 32];
    x<127:96> = t + x<127:96>;
    y<127:96> = t + SHAhashSIGMA0(x<31:0>) + maj;
    constant bits(256) yx = ROL(y : x, 32);
    (y, x) = (yx<128+:128>, yx<0+:128>);
  return (if part1 then x else y);
```

Library pseudocode for shared/functions/crypto/SHAchoose

```
// SHAchoose()
// =====

bits(32) SHAchoose(bits(32) x, bits(32) y, bits(32) z)
  return ((y EOR z) AND x) EOR z;
```

Library pseudocode for shared/functions/crypto/SHAhashSIGMA0

```
// SHAhashSIGMA0()
// =====

bits(32) SHAhashSIGMA0(bits(32) x)
  return ROR(x, 2) EOR ROR(x, 13) EOR ROR(x, 22);
```

Library pseudocode for shared/functions/crypto/SHAhashSIGMA1

```
// SHAhashSIGMA1()
// =====

bits(32) SHAhashSIGMA1(bits(32) x)
  return ROR(x, 6) EOR ROR(x, 11) EOR ROR(x, 25);
```

Library pseudocode for shared/functions/crypto/SHAmajority

```
// SHAmajority()
// =====

bits(N) SHAmajority(bits(N) x, bits(N) y, bits(N) z)
  assert N IN {32, 64};
  return ((x AND y) OR ((x OR y) AND z));
```

Library pseudocode for shared/functions/crypto/SHAparity

```
// SHAparity()
// =====

bits(32) SHAparity(bits(32) x, bits(32) y, bits(32) z)
  return (x EOR y EOR z);
```

Library pseudocode for shared/functions/crypto/Sbox

```
// Sbox()
// =====
// Used in SM4E crypto instruction

bits(8) Sbox(bits(8) sboxin)
    bits(8) sboxout;
    constant bits(2048) sboxstring = (
        /*      F E D C B A 9 8 7 6 5 4 3 2 1 0      */
        /*F*/ 0xd690e9fecce13db716b614c228fb2c05<127:0> :
        /*E*/ 0x2b679a762abe04c3aa44132649860699<127:0> :
        /*D*/ 0x9c4250f491ef987a33540b43edcfac62<127:0> :
        /*C*/ 0xe4b31ca9c908e89580df94fa758f3fa6<127:0> :
        /*B*/ 0x4707a7fcf37317ba83593c19e6854fa8<127:0> :
        /*A*/ 0x686b81b27164da8bf8eb0f4b70569d35<127:0> :
        /*9*/ 0x1e240e5e6358d1a225227c3b01217887<127:0> :
        /*8*/ 0xd40046579fd327524c3602e7a0c4c89e<127:0> :
        /*7*/ 0xeabf8ad240c738b5a3f7f2cef96115a1<127:0> :
        /*6*/ 0xe0ae5da49b341a55ad933230f58cb1e3<127:0> :
        /*5*/ 0x1df6e22e8266ca60c02923ab0d534e6f<127:0> :
        /*4*/ 0xd5db3745defd8e2f03ff6a726d6c5b51<127:0> :
        /*3*/ 0x8d1baf92bbddbc7f11d95c411f105ad8<127:0> :
        /*2*/ 0x0ac13188a5cd7bbd2d74d012b8e5b4b0<127:0> :
        /*1*/ 0x8969974a0c96777e65b9f109c56ec684<127:0> :
        /*0*/ 0x18f07dec3adc4d2079ee5f3ed7cb3948<127:0>
    );
    constant integer sboxindex = 255 - UInt(sboxin);
    sboxout = Elem[sboxstring, sboxindex, 8];
    return sboxout;
```

Library pseudocode for shared/functions/decode/DecodeType

```
// DecodeType
// =====

enumeration DecodeType {
    Decode_UNDEF,
    Decode_NOP,
    Decode_OK
};
```

Library pseudocode for shared/functions/decode/EndOfDecode

```
// EndOfDecode()
// =====
// This function is invoked to end the Decode phase and performs Branch target Checks
// before taking any UNDEFINED exceptions, NOPs, or continuing to execute.

EndOfDecode(DecodeType reason)
    if IsFeatureImplemented(FEAT_BTI) && !UsingAArch32() then
        BranchTargetCheck();
    case reason of
        when Decode\_NOP    ExecuteAsNOP();
        when Decode\_UNDEF Undefined();
        when Decode\_OK      // Continue to execute.
    return;
```

Library pseudocode for shared/functions/exclusive/ClearExclusiveByAddress

```
// ClearExclusiveByAddress()
// =====
// Clear the global Exclusives monitors for all PEs EXCEPT processorid if they
// record any part of the physical address region of size bytes starting at address.
// It is IMPLEMENTATION DEFINED whether the global Exclusives monitor for processorid
// is also cleared if it records any part of the address region.

ClearExclusiveByAddress(FullAddress paddress, integer processorid, integer size);
```

Library pseudocode for shared/functions/exclusive/ClearExclusiveLocal

```
// ClearExclusiveLocal()
// =====
// Clear the local Exclusives monitor for the specified processorid.

ClearExclusiveLocal(integer processorid);
```

Library pseudocode for shared/functions/exclusive/ExclusiveMonitorsStatus

```
// ExclusiveMonitorsStatus()
// =====
// Returns '0' to indicate success if the last memory write by this PE was to
// the same physical address region endorsed by ExclusiveMonitorsPass().
// Returns '1' to indicate failure if address translation resulted in a different
// physical address.

bit ExclusiveMonitorsStatus();
```

Library pseudocode for shared/functions/exclusive/IsExclusiveGlobal

```
// IsExclusiveGlobal()
// =====
// Return TRUE if the global Exclusives monitor for processorid includes all of
// the physical address region of size bytes starting at address.

boolean IsExclusiveGlobal(FullAddress paddress, integer processorid, integer size);
```

Library pseudocode for shared/functions/exclusive/IsExclusiveLocal

```
// IsExclusiveLocal()
// =====
// Return TRUE if the local Exclusives monitor for processorid includes all of
// the physical address region of size bytes starting at address.

boolean IsExclusiveLocal(FullAddress paddress, integer processorid, integer size);
```

Library pseudocode for shared/functions/exclusive/MarkExclusiveGlobal

```
// MarkExclusiveGlobal()
// =====
// Record the physical address region of size bytes starting at address in
// the global Exclusives monitor for processorid.

MarkExclusiveGlobal(FullAddress paddress, integer processorid, integer size);
```

Library pseudocode for shared/functions/exclusive/MarkExclusiveLocal

```
// MarkExclusiveLocal()
// =====
// Record the physical address region of size bytes starting at address in
// the local Exclusives monitor for processorid.

MarkExclusiveLocal(FullAddress paddress, integer processorid, integer size);
```

Library pseudocode for shared/functions/exclusive/ProcessorID

```
// ProcessorID()
// =====
// Return the ID of the currently executing PE.

integer ProcessorID();
```

Library pseudocode for shared/functions/extension/HaveSoftwareLock

```
// HaveSoftwareLock()
// =====
// Returns TRUE if Software Lock is implemented.

boolean HaveSoftwareLock(Component component)
    if IsFeatureImplemented(FEAT_Debugv8p4) then
        return FALSE;
    if IsFeatureImplemented(FEAT_DoPD) && component != Component_CTI then
        return FALSE;
    case component of
        when Component_ETE
            return boolean IMPLEMENTATION_DEFINED "ETE has Software Lock";
        when Component_Debug
            return boolean IMPLEMENTATION_DEFINED "Debug has Software Lock";
        when Component_PMU
            return boolean IMPLEMENTATION_DEFINED "PMU has Software Lock";
        when Component_CTI
            return boolean IMPLEMENTATION_DEFINED "CTI has Software Lock";
        otherwise
            Unreachable();
```

Library pseudocode for shared/functions/extension/HaveTraceExt

```
// HaveTraceExt()
// =====
// Returns TRUE if Trace functionality as described by the Trace Architecture
// is implemented.

boolean HaveTraceExt()
    return IsFeatureImplemented(FEAT_ETE) || IsFeatureImplemented(FEAT_ETMv4);
```

Library pseudocode for shared/functions/extension/InsertIESBBeforeException

```
// InsertIESBBeforeException()
// =====
// Returns an implementation defined choice whether to insert an implicit error synchronization
// barrier before exception.
// If SCTLR_ELx.IESB is 1 when an exception is generated to ELx, any pending Unrecoverable
// SError interrupt must be taken before executing any instructions in the exception handler.
// However, this can be before the branch to the exception handler is made.

boolean InsertIESBBeforeException(bits(2) el)
    return (IsFeatureImplemented(FEAT_IESB) && boolean IMPLEMENTATION_DEFINED
        "Has Implicit Error Synchronization Barrier before Exception");
```

Library pseudocode for shared/functions/externalaborts/ActionRequired

```
// ActionRequired()
// =====
// Return an implementation specific value:
// returns TRUE if action is required, FALSE otherwise.

boolean ActionRequired();
```

Library pseudocode for shared/functions/externalaborts/ClearPendingDelegatedSError

```
// ClearPendingDelegatedSError()
// =====
// Clear a pending delegated SError interrupt.

ClearPendingDelegatedSError()
    assert IsFeatureImplemented(FEAT_E3DSE);
    SCR_EL3.DSE = '0';
```

Library pseudocode for shared/functions/externalaborts/ClearPendingPhysicalSError

```
// ClearPendingPhysicalSError()
// =====
// Clear a pending physical SError interrupt.

ClearPendingPhysicalSError();
```

Library pseudocode for shared/functions/externalaborts/ClearPendingVirtualSError

```
// ClearPendingVirtualSError()
// =====
// Clear a pending virtual SError interrupt.

ClearPendingVirtualSError()
    if ELUsingAArch32(EL2) then
        HCR.VA = '0';
    else
        HCR_EL2.VSE = '0';
```

Library pseudocode for shared/functions/externalaborts/ErrorIsContained

```
// ErrorIsContained()
// =====
// Return an implementation specific value:
// TRUE if Error is contained by the PE, FALSE otherwise.

boolean ErrorIsContained();
```

Library pseudocode for shared/functions/externalaborts/ErrorIsSynchronized

```
// ErrorIsSynchronized()
// =====
// Return an implementation specific value:
// returns TRUE if Error is synchronized by any synchronization event
// FALSE otherwise.

boolean ErrorIsSynchronized();
```

Library pseudocode for shared/functions/externalaborts/ExtAbortToAArch64

```
// ExtAbortToAArch64()
// =====
// Returns TRUE if synchronous exception is being taken to an Exception level using AArch64.

boolean ExtAbortToAArch64(FaultRecord fault)
    assert IsExternalSyncAbort(fault.statuscode);

    return !ELUsingAArch32(SyncExternalAbortTarget(fault));
```

Library pseudocode for shared/functions/externalaborts/FaultIsCorrected

```
// FaultIsCorrected()
// =====
// Return an implementation specific value:
// TRUE if fault is corrected by the PE, FALSE otherwise.

boolean FaultIsCorrected();
```

Library pseudocode for shared/functions/externalaborts/GetPendingPhysicalSError

```
// GetPendingPhysicalSError()
// =====
// Returns the FaultRecord containing details of pending Physical SError
// interrupt.

FaultRecord GetPendingPhysicalSError();
```

Library pseudocode for shared/functions/externalaborts/HandleExternalAbort

```
// HandleExternalAbort()
// =====
// Takes a Synchronous/Asynchronous abort based on fault.

HandleExternalAbort(PhysMemRetStatus memretstatus, boolean iswrite,
                   AddressDescriptor memaddrdesc, integer size,
                   AccessDescriptor accdesc)
    assert (memretstatus.statuscode IN {Fault\_SyncExternal, Fault\_AsyncExternal} ||
            (!IsFeatureImplemented(FEAT_RAS) && memretstatus.statuscode IN {Fault\_SyncParity,
                                                                              Fault\_AsyncParity}}));

    fault = NoFault(accdesc, memaddrdesc.vaddress);
    fault.statuscode = memretstatus.statuscode;
    fault.write = iswrite;
    fault.extflag = memretstatus.extflag;
    // It is implementation specific whether External aborts signaled
    // in-band synchronously are taken synchronously or asynchronously
    if (IsExternalSyncAbort(fault) &&
        ((IsFeatureImplemented(FEAT_RASv2) && ExtAbortToAArch64(fault) &&
          PEErrorState(fault) IN {ErrorState\_UC, ErrorState\_UEU})) ||
        IsExternalAbortTakenSynchronously(memretstatus, iswrite, memaddrdesc,
                                           size, accdesc))) then
        if fault.statuscode == Fault\_SyncParity then
            fault.statuscode = Fault\_AsyncParity;
        else
            fault.statuscode = Fault\_AsyncExternal;

    if IsFeatureImplemented(FEAT_RAS) then
        fault.merrorstate = memretstatus.merrorstate;

    if IsExternalSyncAbort(fault) then
        if UsingAArch32() then
            AArch32.Abort(fault);
        else
            AArch64.Abort(fault);

    else
        PendSErrorInterrupt(fault);
```

Library pseudocode for shared/functions/externalaborts/HandleExternalReadAbort

```
// HandleExternalReadAbort()
// =====
// Wrapper function for HandleExternalAbort function in case of an External
// Abort on memory read.

HandleExternalReadAbort(PhysMemRetStatus memstatus, AddressDescriptor memaddrdesc,
                       integer size, AccessDescriptor accdesc)
    iswrite = FALSE;
    HandleExternalAbort(memstatus, iswrite, memaddrdesc, size, accdesc);
```


Library pseudocode for shared/functions/externalaborts/HandleExternalTTWAbort

```
// HandleExternalTTWAbort()
// =====
// Take Asynchronous abort or update FaultRecord for Translation Table Walk
// based on PhysMemRetStatus.

FaultRecord HandleExternalTTWAbort(PhysMemRetStatus memretstatus, boolean iswrite,
                                   AddressDescriptor memaddrdesc,
                                   AccessDescriptor accdesc, integer size,
                                   FaultRecord input_fault)

output_fault = input_fault;
output_fault.extflag = memretstatus.extflag;
output_fault.statuscode = memretstatus.statuscode;
if (IsExternalSyncAbort(output_fault) &&
    ((IsFeatureImplemented(FEAT_RASv2) && ExtAbortToAArch64(output_fault) &&
      PEErrorState(output_fault) IN {ErrorState UC, ErrorState UEU}) ||
     !IsExternalAbortTakenSynchronously(memretstatus, iswrite, memaddrdesc,
                                         size, accdesc))) then
    if output_fault.statuscode == Fault\_SyncParity then
        output_fault.statuscode = Fault\_AsyncParity;
    else
        output_fault.statuscode = Fault\_AsyncExternal;

// If a synchronous fault is on a translation table walk, then update the fault type.
if IsExternalSyncAbort(output_fault) then
    if output_fault.statuscode == Fault\_SyncParity then
        output_fault.statuscode = Fault\_SyncParityOnWalk;
    else
        output_fault.statuscode = Fault\_SyncExternalOnWalk;
if IsFeatureImplemented(FEAT_RAS) then
    output_fault.merrorstate = memretstatus.merrorstate;
if !IsExternalSyncAbort(output_fault) then
    PendSErrorInterrupt(output_fault);
    output_fault.statuscode = Fault\_None;
return output_fault;
```

Library pseudocode for shared/functions/externalaborts/HandleExternalWriteAbort

```
// HandleExternalWriteAbort()
// =====
// Wrapper function for HandleExternalAbort function in case of an External
// Abort on memory write.

HandleExternalWriteAbort(PhysMemRetStatus memstatus, AddressDescriptor memaddrdesc,
                        integer size, AccessDescriptor accdesc)
    iswrite = TRUE;
    HandleExternalAbort(memstatus, iswrite, memaddrdesc, size, accdesc);
```

Library pseudocode for shared/functions/externalaborts/IsExternalAbortTakenSynchronously

```
// IsExternalAbortTakenSynchronously()
// =====
// Return an implementation specific value:
// TRUE if the fault returned for the access can be taken synchronously,
// FALSE otherwise.
//
// This might vary between accesses, for example depending on the error type
// or memory type being accessed.
// External aborts on data accesses and translation table walks on data accesses
// can be either synchronous or asynchronous.
//
// When FEAT_DoubleFault is not implemented, External aborts on instruction
// fetches and translation table walks on instruction fetches can be either
// synchronous or asynchronous.
// When FEAT_DoubleFault is implemented, all External abort exceptions on
// instruction fetches and translation table walks on instruction fetches
// must be synchronous.

boolean IsExternalAbortTakenSynchronously(PhysMemRetStatus memstatus, boolean iswrite,
AddressDescriptor desc, integer size,
AccessDescriptor accdesc);
```

Library pseudocode for shared/functions/externalaborts/IsPhysicalSErrorPending

```
// IsPhysicalSErrorPending()
// =====
// Returns TRUE if a physical SError interrupt is pending.

boolean IsPhysicalSErrorPending();
```

Library pseudocode for shared/functions/externalaborts/IsSErrorEdgeTriggered

```
// IsSErrorEdgeTriggered()
// =====
// Returns TRUE if the physical SError interrupt is edge-triggered
// and FALSE otherwise.

boolean IsSErrorEdgeTriggered()
    if IsFeatureImplemented(FEAT_DoubleFault) then
        return TRUE;
    else
        return boolean IMPLEMENTATION_DEFINED "Edge-triggered SError";
```

Library pseudocode for shared/functions/externalaborts/IsSynchronizablePhysicalSErrorPending

```
// IsSynchronizablePhysicalSErrorPending()
// =====
// Returns TRUE if a synchronizable physical SError interrupt is pending.

boolean IsSynchronizablePhysicalSErrorPending();
```

Library pseudocode for shared/functions/externalaborts/IsVirtualSErrorPending

```
// IsVirtualSErrorPending()
// =====
// Return TRUE if a virtual SError interrupt is pending.

boolean IsVirtualSErrorPending()
    if ELUsingAArch32(EL2) then
        return HCR.VA == '1';
    else
        return HCR_EL2.VSE == '1';
```

Library pseudocode for shared/functions/externalaborts/PEErrorState

```
// PErrorState()
// =====
// Returns the error state of the PE on taking an error exception:
// The PE error state reported to software through the exception syndrome also
// depends on how the exception is taken, and so might differ from the value
// returned from this function.

ErrorState PErrorState(FaultRecord fault)
    assert !FaultIsCorrected();
    if (!ErrorIsContained() ||
        (!ErrorIsSynchronized() && !StateIsRecoverable()) ||
        ReportErrorAsUC()) then
        return ErrorState_UC;

    if !StateIsRecoverable() || ReportErrorAsUEU() then
        return ErrorState_UEU;

    if ActionRequired() || ReportErrorAsUER() then
        return ErrorState_UER;

    return ErrorState_UEO;
```

Library pseudocode for shared/functions/externalaborts/PendSErrorInterrupt

```
// PendSErrorInterrupt()
// =====
// Pend the SError Interrupt.

PendSErrorInterrupt(FaultRecord fault);
```

Library pseudocode for shared/functions/externalaborts/ReportErrorAsIMPDEF

```
// ReportErrorAsIMPDEF()
// =====
// Return an implementation specific value:
// returns TRUE if Error is IMPDEF, FALSE otherwise.

boolean ReportErrorAsIMPDEF();
```

Library pseudocode for shared/functions/externalaborts/ReportErrorAsUC

```
// ReportErrorAsUC()
// =====
// Return an implementation specific value:
// returns TRUE if Error is Uncontainable, FALSE otherwise.

boolean ReportErrorAsUC();
```

Library pseudocode for shared/functions/externalaborts/ReportErrorAsUER

```
// ReportErrorAsUER()
// =====
// Return an implementation specific value:
// returns TRUE if Error is Recoverable, FALSE otherwise.

boolean ReportErrorAsUER();
```

Library pseudocode for shared/functions/externalaborts/ReportErrorAsUEU

```
// ReportErrorAsUEU()  
// =====  
// Return an implementation specific value:  
// returns TRUE if Error is Unrecoverable, FALSE otherwise.  
  
boolean ReportErrorAsUEU();
```

Library pseudocode for shared/functions/externalaborts/ReportErrorAsUncategorized

```
// ReportErrorAsUncategorized()  
// =====  
// Return an implementation specific value:  
// returns TRUE if Error is uncategorized, FALSE otherwise.  
  
boolean ReportErrorAsUncategorized();
```

Library pseudocode for shared/functions/externalaborts/StateIsRecoverable

```
// StateIsRecoverable()  
// =====  
// Return an implementation specific value:  
// returns TRUE is PE State is unrecoverable else FALSE.  
  
boolean StateIsRecoverable();
```

Library pseudocode for shared/functions/float/bfloat/BFAdd

```
// BFAdd()
// =====
// Non-widening BFloat16 addition used by SVE2 instructions.

bits(N) BFAdd(bits(N) op1, bits(N) op2, FPCR\_Type fpcr)
    constant boolean fpexc = TRUE;
    return BFAdd(op1, op2, fpcr, fpexc);

// BFAdd()
// =====
// Non-widening BFloat16 addition following computational behaviors
// corresponding to instructions that read and write BFloat16 values.
// Calculates op1 + op2.
// The 'fpcr' argument supplies the FPCR control bits.

bits(N) BFAdd(bits(N) op1, bits(N) op2, FPCR\_Type fpcr, boolean fpexc)
    assert N == 16;
    constant FPRounding rounding = FPRoundingMode(fpcr);
    boolean done;
    bits(2*N) result;

    constant bits(2*N) op1_s = op1 : Zeros(N);
    constant bits(2*N) op2_s = op2 : Zeros(N);
    (type1,sign1,value1) = FPUnpack(op1_s, fpcr, fpexc);
    (type2,sign2,value2) = FPUnpack(op2_s, fpcr, fpexc);

    (done,result) = FPProcessNaNs(type1, type2, op1_s, op2_s, fpcr, fpexc);

    if !done then
        inf1 = (type1 == FPType\_Infinity);
        inf2 = (type2 == FPType\_Infinity);
        zero1 = (type1 == FPType\_Zero);
        zero2 = (type2 == FPType\_Zero);

        if inf1 && inf2 && sign1 == NOT(sign2) then
            result = FPDefaultNaN(fpcr, 2*N);
            if fpexc then FPProcessException(FPExc\_InvalidOp, fpcr);
        elsif (inf1 && sign1 == '0') || (inf2 && sign2 == '0') then
            result = FPInfinity('0', 2*N);
        elsif (inf1 && sign1 == '1') || (inf2 && sign2 == '1') then
            result = FPInfinity('1', 2*N);
        elsif zero1 && zero2 && sign1 == sign2 then
            result = FPZero(sign1, 2*N);
        else
            result_value = value1 + value2;
            if result_value == 0.0 then // Sign of exact zero result depends on rounding mode
                result_sign = if rounding == FPRounding\_NEGINF then '1' else '0';
                result = FPZero(result_sign, 2*N);
            else
                result = FPRoundBF(result_value, fpcr, rounding, fpexc, 2*N);

            if fpexc then FPProcessDenorms(type1, type2, 2*N, fpcr);

    return result<2*N-1:N>;
```

Library pseudocode for shared/functions/float/bfloat/BFAdd_ZA

```
// BFAdd_ZA()
// =====
// Non-widening BFloat16 addition used by SME2 ZA-targeting instructions.

bits(N) BFAdd_ZA(bits(N) op1, bits(N) op2, FPCR\_Type fpcr_in)
    constant boolean fpexc = FALSE;
    FPCR\_Type fpcr = fpcr_in;
    fpcr.DN = '1'; // Generate default NaN values
    return BFAdd(op1, op2, fpcr, fpexc);
```

Library pseudocode for shared/functions/float/bfloat/BFDotAdd

```
// BFDotAdd()
// =====
// BFloat16 2-way dot-product and add to single-precision
// result = addend + op1_a*op2_a + op1_b*op2_b

bits(32) BFDotAdd(bits(32) addend, bits(16) op1_a, bits(16) op1_b,
                  bits(16) op2_a, bits(16) op2_b, FPCR\_Type fpcr_in)
FPCR\_Type fpcr = fpcr_in;
bits(32) prod;

bits(32) result;
if !IsFeatureImplemented(FEAT_EBF16) || fpcr.EBF == '0' then // Standard BFloat16 behaviors
    prod = FPAdd\_BF16(BFMulH(op1_a, op2_a, fpcr), BFMulH(op1_b, op2_b, fpcr), fpcr);
    result = FPAdd\_BF16(addend, prod, fpcr);
else // Extended BFloat16 behaviors
    constant boolean isbfloat16 = TRUE;
    constant boolean fpexc = FALSE; // Do not generate floating-point exceptions
    fpcr.DN = '1'; // Generate default NaN values
    prod = FPDot(op1_a, op1_b, op2_a, op2_b, fpcr, isbfloat16, fpexc);
    result = FPAdd(addend, prod, fpcr, fpexc);

return result;
```

Library pseudocode for shared/functions/float/bfloat/BFInfinity

```
// BFInfinity()
// =====

bits(N) BFInfinity(bit sign, integer N)
    assert N == 16;
    constant integer E = 8;
    constant integer F = N - (E + 1);
    return sign : Ones(E) : Zeros(F);
```

Library pseudocode for shared/functions/float/bfloat/BFMatMulAddH

```
// BFMatMulAddH()
// =====
// BFloat16 matrix multiply and add to single-precision matrix
// result[2, 2] = addend[2, 2] + (op1[2, 4] * op2[4, 2])

bits(N) BFMatMulAddH(bits(N) addend, bits(N) op1, bits(N) op2, FPCR\_Type fpcr)
    assert N == 128;

bits(N) result;
bits(32) sum;

for i = 0 to 1
    for j = 0 to 1
        sum = Elem[addend, 2*i + j, 32];
        for k = 0 to 1
            constant bits(16) elt1_a = Elem[op1, 4*i + 2*k + 0, 16];
            constant bits(16) elt1_b = Elem[op1, 4*i + 2*k + 1, 16];
            constant bits(16) elt2_a = Elem[op2, 4*j + 2*k + 0, 16];
            constant bits(16) elt2_b = Elem[op2, 4*j + 2*k + 1, 16];
            sum = BFDotAdd(sum, elt1_a, elt1_b, elt2_a, elt2_b, fpcr);
            Elem[result, 2*i + j, 32] = sum;

return result;
```

Library pseudocode for shared/functions/float/bfloat/BFMax

```
// BFMax()
// =====
// BFloat16 maximum.

bits(N) BFMax(bits(N) op1, bits(N) op2, FPCR\_Type fpcr)
    constant boolean altfp = IsFeatureImplemented(FEAT_AFP) && !UsingAArch32() && fpcr.AH == '1';
    constant boolean fpexc = TRUE;
    return BFMax(op1, op2, fpcr, altfp, fpexc);

// BFMax()
// =====
// BFloat16 maximum.

bits(N) BFMax(bits(N) op1, bits(N) op2, FPCR\_Type fpcr, boolean altfp)
    constant boolean fpexc = TRUE;
    return BFMax(op1, op2, fpcr, altfp, fpexc);

// BFMax()
// =====
// BFloat16 maximum following computational behaviors
// corresponding to instructions that read and write BFloat16 values.
// Compare op1 and op2 and return the larger value after rounding.
// The 'fpcr' argument supplies the FPCR control bits and 'altfp' determines
// if the function should use alternative floating-point behavior.

bits(N) BFMax(bits(N) op1, bits(N) op2, FPCR\_Type fpcr_in, boolean altfp, boolean fpexc)
    assert N == 16;
    FPCR\_Type fpcr = fpcr_in;
    constant FPRounding rounding = FPRoundingMode(fpcr);
    boolean done;
    bits(2*N) result;

    constant bits(2*N) op1_s = op1 : Zeros(N);
    constant bits(2*N) op2_s = op2 : Zeros(N);
    (type1,sign1,value1) = FPUnpack(op1_s, fpcr, fpexc);
    (type2,sign2,value2) = FPUnpack(op2_s, fpcr, fpexc);

    if altfp && type1 == FPTYPE\_Zero && type2 == FPTYPE\_Zero && sign1 != sign2 then
        // Alternate handling of zeros with differing sign
        return BFZero(sign2, N);
    elseif altfp && (type1 IN {FPTYPE\_SNaN, FPTYPE\_QNaN} || type2 IN {FPTYPE\_SNaN, FPTYPE\_QNaN}) then
        // Alternate handling of NaN inputs
        if fpexc then FPProcessException(FPExc\_InvalidOp, fpcr);
        return (if type2 == FPTYPE\_Zero then BFZero(sign2, N) else op2);

    (done,result) = FPProcessNaNs(type1, type2, op1_s, op2_s, fpcr, fpexc);
    if !done then
        FPTYPE fptype;
        bit sign;
        real value;
        if value1 > value2 then
            (fptype,sign,value) = (type1,sign1,value1);
        else
            (fptype,sign,value) = (type2,sign2,value2);
        if fptype == FPTYPE\_Infinity then
            result = FPInfinity(sign, 2*N);
        elseif fptype == FPTYPE\_Zero then
            sign = sign1 AND sign2; // Use most positive sign
            result = FPZero(sign, 2*N);
        else
            if altfp then // Denormal output is not flushed to zero
                fpcr.FZ = '0';
            result = FPRoundBF(value, fpcr, rounding, fpexc, 2*N);

        if fpexc then FPProcessDenorms(type1, type2, 2*N, fpcr);

    return result<2*N-1:N>;
```

Library pseudocode for shared/functions/float/bfloat/BFMaxNum

```
// BFMaxNum()
// =====

bits(N) BFMaxNum(bits(N) op1, bits(N) op2, FPCR\_Type fpcr)
    constant boolean fpexc = TRUE;
    return BFMaxNum(op1, op2, fpcr, fpexc);

// BFMaxNum()
// =====
// BFloat16 maximum number following computational behaviors corresponding
// to instructions that read and write BFloat16 values.
// Compare op1 and op2 and return the larger number operand after rounding.
// The 'fpcr' argument supplies the FPCR control bits.

bits(N) BFMaxNum(bits(N) op1_in, bits(N) op2_in, FPCR\_Type fpcr, boolean fpexc)
    assert N == 16;
    constant boolean isbfloat16 = TRUE;
    bits(N) op1 = op1_in;
    bits(N) op2 = op2_in;
    constant boolean altfp = IsFeatureImplemented(FEAT_AFP) && !UsingAArch32() && fpcr.AH == '1';
    bits(N) result;

    (type1,-,-) = FPUnpackBase(op1, fpcr, fpexc, isbfloat16);
    (type2,-,-) = FPUnpackBase(op2, fpcr, fpexc, isbfloat16);

    constant boolean type1_nan = type1 IN {FPTYPE\_QNaN, FPTYPE\_SNaN};
    constant boolean type2_nan = type2 IN {FPTYPE\_QNaN, FPTYPE\_SNaN};

    if !(altfp && type1_nan && type2_nan) then
        // Treat a single quiet-NaN as -Infinity.
        if type1 == FPTYPE\_QNaN && type2 != FPTYPE\_QNaN then
            op1 = BFInfinity('1', N);
        elsif type1 != FPTYPE\_QNaN && type2 == FPTYPE\_QNaN then
            op2 = BFInfinity('1', N);

    constant boolean altfmaxfmin = FALSE;    // Do not use alternate NaN handling
    result = BFMax(op1, op2, fpcr, altfmaxfmin, fpexc);

    return result;
```


Library pseudocode for shared/functions/float/bfloat/BFMin

```
// BFMin()
// =====
// BFloat16 minimum.

bits(N) BFMin(bits(N) op1, bits(N) op2, FPCR\_Type fpcr)
    constant boolean altfp = IsFeatureImplemented(FEAT_AFP) && !UsingAArch32() && fpcr.AH == '1';
    constant boolean fpexc = TRUE;
    return BFMin(op1, op2, fpcr, altfp, fpexc);

// BFMin()
// =====
// BFloat16 minimum.

bits(N) BFMin(bits(N) op1, bits(N) op2, FPCR\_Type fpcr, boolean altfp)
    constant boolean fpexc = TRUE;
    return BFMin(op1, op2, fpcr, altfp, fpexc);

// BFMin()
// =====
// BFloat16 minimum following computational behaviors
// corresponding to instructions that read and write BFloat16 values.
// Compare op1 and op2 and return the smaller value after rounding.
// The 'fpcr' argument supplies the FPCR control bits and 'altfp' determines
// if the function should use alternative floating-point behavior.

bits(N) BFMin(bits(N) op1, bits(N) op2, FPCR\_Type fpcr_in, boolean altfp, boolean fpexc)
    assert N == 16;
    FPCR\_Type fpcr = fpcr_in;
    constant FPRounding rounding = FPRoundingMode(fpcr);
    boolean done;
    bits(2*N) result;

    constant bits(2*N) op1_s = op1 : Zeros(N);
    constant bits(2*N) op2_s = op2 : Zeros(N);
    (type1,sign1,value1) = FPUnpack(op1_s, fpcr, fpexc);
    (type2,sign2,value2) = FPUnpack(op2_s, fpcr, fpexc);

    if altfp && type1 == FPTYPE\_Zero && type2 == FPTYPE\_Zero && sign1 != sign2 then
        // Alternate handling of zeros with differing sign
        return BFZero(sign2, N);
    elseif altfp && (type1 IN {FPTYPE\_SNaN, FPTYPE\_QNaN} || type2 IN {FPTYPE\_SNaN, FPTYPE\_QNaN}) then
        // Alternate handling of NaN inputs
        if fpexc then FPProcessException(FPExc\_InvalidOp, fpcr);
        return (if type2 == FPTYPE\_Zero then BFZero(sign2, N) else op2);

    (done,result) = FPProcessNaNs(type1, type2, op1_s, op2_s, fpcr, fpexc);
    if !done then
        FPTYPE fptype;
        bit sign;
        real value;
        if value1 < value2 then
            (fptype,sign,value) = (type1,sign1,value1);
        else
            (fptype,sign,value) = (type2,sign2,value2);
        if fptype == FPTYPE\_Infinity then
            result = FPInfinity(sign, 2*N);
        elseif fptype == FPTYPE\_Zero then
            sign = sign1 OR sign2; // Use most negative sign
            result = FPZero(sign, 2*N);
        else
            if altfp then // Denormal output is not flushed to zero
                fpcr.FZ = '0';
            result = FPRoundBF(value, fpcr, rounding, fpexc, 2*N);

        if fpexc then FPProcessDenorms(type1, type2, 2*N, fpcr);

    return result<2*N-1:N>;
```

Library pseudocode for shared/functions/float/bfloat/BFMinNum

```
// BFMinNum()
// =====

bits(N) BFMinNum(bits(N) op1, bits(N) op2, FPCR\_Type fpcr)
    constant boolean fpexc = TRUE;
    return BFMinNum(op1, op2, fpcr, fpexc);

// BFMinNum()
// =====
// BFloat16 minimum number following computational behaviors corresponding
// to instructions that read and write BFloat16 values.
// Compare op1 and op2 and return the smaller number operand after rounding.
// The 'fpcr' argument supplies the FPCR control bits.

bits(N) BFMinNum(bits(N) op1_in, bits(N) op2_in, FPCR\_Type fpcr, boolean fpexc)
    assert N == 16;
    constant boolean isbfloat16 = TRUE;
    bits(N) op1 = op1_in;
    bits(N) op2 = op2_in;
    constant boolean altfp = IsFeatureImplemented(FEAT_AFP) && !UsingAArch32() && fpcr.AH == '1';
    bits(N) result;

    (type1,-,-) = FPUnpackBase(op1, fpcr, fpexc, isbfloat16);
    (type2,-,-) = FPUnpackBase(op2, fpcr, fpexc, isbfloat16);

    constant boolean type1_nan = type1 IN {FPTYPE\_QNaN, FPTYPE\_SNaN};
    constant boolean type2_nan = type2 IN {FPTYPE\_QNaN, FPTYPE\_SNaN};

    if !(altfp && type1_nan && type2_nan) then
        // Treat a single quiet-NaN as +Infinity.
        if type1 == FPTYPE\_QNaN && type2 != FPTYPE\_QNaN then
            op1 = BFInfinity('0', N);
        elsif type1 != FPTYPE\_QNaN && type2 == FPTYPE\_QNaN then
            op2 = BFInfinity('0', N);

    constant boolean altfmaxfmin = FALSE;    // Do not use alternate NaN handling
    result = BFMin(op1, op2, fpcr, altfmaxfmin, fpexc);

    return result;
```

Library pseudocode for shared/functions/float/bfloat/BFMul

```
// BFMul()
// =====
// Non-widening BFloat16 multiply used by SVE2 instructions.

bits(N) BFMul(bits(N) op1, bits(N) op2, FPCR\_Type fpcr)
    constant boolean fpexc = TRUE;
    return BFMul(op1, op2, fpcr, fpexc);

// BFMul()
// =====
// Non-widening BFloat16 multiply following computational behaviors
// corresponding to instructions that read and write BFloat16 values.
// Calculates op1 * op2.
// The 'fpcr' argument supplies the FPCR control bits.

bits(N) BFMul(bits(N) op1, bits(N) op2, FPCR\_Type fpcr, boolean fpexc)
    assert N == 16;
    constant FPRounding rounding = FPRoundingMode(fpcr);
    boolean done;
    bits(2*N) result;

    constant bits(2*N) op1_s = op1 : Zeros(N);
    constant bits(2*N) op2_s = op2 : Zeros(N);
    (type1,sign1,value1) = FPUnpack(op1_s, fpcr, fpexc);
    (type2,sign2,value2) = FPUnpack(op2_s, fpcr, fpexc);

    (done,result) = FPProcessNaNs(type1, type2, op1_s, op2_s, fpcr, fpexc);

    if !done then
        inf1 = (type1 == FPType\_Infinity);
        inf2 = (type2 == FPType\_Infinity);
        zero1 = (type1 == FPType\_Zero);
        zero2 = (type2 == FPType\_Zero);

        if (inf1 && zero2) || (zero1 && inf2) then
            result = FPDefaultNaN(fpcr, 2*N);
            if fpexc then FPProcessException(FPExc\_InvalidOp, fpcr);
        elsif inf1 || inf2 then
            result = FPInfinity(sign1 EOR sign2, 2*N);
        elsif zero1 || zero2 then
            result = FPZero(sign1 EOR sign2, 2*N);
        else
            result = FPRoundBF(value1*value2, fpcr, rounding, fpexc, 2*N);

        if fpexc then FPProcessDenorms(type1, type2, 2*N, fpcr);

    return result<2*N-1:N>;
```



```

// BFMulAdd()
// =====
// Non-widening BFloat16 fused multiply-add used by SVE2 instructions.

bits(N) BFMulAdd(bits(N) addend, bits(N) op1, bits(N) op2, FPCR\_Type fpcr)
    constant boolean fpexc = TRUE;
    return BFMulAdd(addend, op1, op2, fpcr, fpexc);

// BFMulAdd()
// =====
// Non-widening BFloat16 fused multiply-add following computational behaviors
// corresponding to instructions that read and write BFloat16 values.
// Calculates addend + op1*op2 with a single rounding.
// The 'fpcr' argument supplies the FPCR control bits.

bits(N) BFMulAdd(bits(N) addend, bits(N) op1, bits(N) op2, FPCR\_Type fpcr, boolean fpexc)
    assert N == 16;
    constant FPRounding rounding = FPRoundingMode(fpcr);
    boolean done;
    bits(2*N) result;

    constant bits(2*N) addend_s = addend : Zeros(N);
    constant bits(2*N) op1_s = op1 : Zeros(N);
    constant bits(2*N) op2_s = op2 : Zeros(N);
    (typeA,signA,valueA) = FPUnpack(addend_s, fpcr, fpexc);
    (type1,sign1,value1) = FPUnpack(op1_s, fpcr, fpexc);
    (type2,sign2,value2) = FPUnpack(op2_s, fpcr, fpexc);

    inf1 = (type1 == FPTYPE\_Infinity);
    inf2 = (type2 == FPTYPE\_Infinity);
    zero1 = (type1 == FPTYPE\_Zero);
    zero2 = (type2 == FPTYPE\_Zero);

    (done,result) = FPProcessNaNs3(typeA, type1, type2, addend_s, op1_s, op2_s, fpcr, fpexc);

    if !(IsFeatureImplemented(FEAT_AFP) && !UsingAArch32() && fpcr.AH == '1') then
        if typeA == FPTYPE\_QNaN && ((inf1 && zero2) || (zero1 && inf2)) then
            result = FPDefaultNaN(fpcr, 2*N);
            if fpexc then FPProcessException(FPExc\_InvalidOp, fpcr);

    if !done then
        infA = (typeA == FPTYPE\_Infinity);
        zeroA = (typeA == FPTYPE\_Zero);

        // Determine sign and type product will have if it does not cause an
        // Invalid Operation.
        signP = sign1 EOR sign2;
        infP = inf1 || inf2;
        zeroP = zero1 || zero2;

        // Non SNaN-generated Invalid Operation cases are multiplies of zero
        // by infinity and additions of opposite-signed infinities.
        invalidop = (inf1 && zero2) || (zero1 && inf2) || (infA && infP && signA != signP);

        if invalidop then
            result = FPDefaultNaN(fpcr, 2*N);
            if fpexc then FPProcessException(FPExc\_InvalidOp, fpcr);

        // Other cases involving infinities produce an infinity of the same sign.
        elsif (infA && signA == '0') || (infP && signP == '0') then
            result = FPInfinity('0', 2*N);
        elsif (infA && signA == '1') || (infP && signP == '1') then
            result = FPInfinity('1', 2*N);

        // Cases where the result is exactly zero and its sign is not determined by the
        // rounding mode are additions of same-signed zeros.
        elsif zeroA && zeroP && signA == signP then
            result = FPZero(signA, 2*N);

        // Otherwise calculate numerical result and round it.

```

```

else
    result_value = valueA + (value1 * value2);
    if result_value == 0.0 then // Sign of exact zero result depends on rounding mode
        result_sign = if rounding == FPRounding\_NEGINF then '1' else '0';
        result = FPZero(result_sign, 2*N);
    else
        result = FPRoundBF(result_value, fpcr, rounding, fpexc, 2*N);

    if !invalidop && fpexc then
        FPProcessDenorms3(typeA, type1, type2, 2*N, fpcr);

return result<2*N-1:N>;

```

Library pseudocode for shared/functions/float/bfloat/BFMulAddH

```

// BFMulAddH()
// =====
// Used by BFMLALB, BFMLALT, BFMLSLB and BFMLSLT instructions.

bits(32) BFMulAddH(bits(32) addend, bits(16) op1, bits(16) op2, FPCR\_Type fpcr_in)
    constant bits(32) value1 = op1 : Zeros(16);
    constant bits(32) value2 = op2 : Zeros(16);
    FPCR\_Type fpcr = fpcr_in;
    constant boolean altfp = IsFeatureImplemented(FEAT_AFP) && fpcr.AH == '1';
    // When using alternative floating-point behaviour, do not generate floating-point exceptions
    constant boolean fpexc = !altfp;
    if altfp then fpcr.<FIZ,FZ> = '11'; // Flush denormal input and
                                        // output to zero
    if altfp then fpcr.RMode = '00'; // Use RNE rounding mode
    return FPMulAdd(addend, value1, value2, fpcr, fpexc);

```

Library pseudocode for shared/functions/float/bfloat/BFMulAddH_ZA

```

// BFMulAddH_ZA()
// =====
// Used by SME2 ZA-targeting BFMLAL and BFMLSL instructions.

bits(32) BFMulAddH_ZA(bits(32) addend, bits(16) op1, bits(16) op2, FPCR\_Type fpcr)
    constant bits(32) value1 = op1 : Zeros(16);
    constant bits(32) value2 = op2 : Zeros(16);
    return FPMulAdd\_ZA(addend, value1, value2, fpcr);

```

Library pseudocode for shared/functions/float/bfloat/BFMulAdd_ZA

```

// BFMulAdd_ZA()
// =====
// Non-widening BFloat16 fused multiply-add used by SME2 ZA-targeting instructions.

bits(N) BFMulAdd_ZA(bits(N) addend, bits(N) op1, bits(N) op2, FPCR\_Type fpcr_in)
    constant boolean fpexc = FALSE;
    FPCR\_Type fpcr = fpcr_in;
    fpcr.DN = '1'; // Generate default NaN values
    return BFMulAdd(addend, op1, op2, fpcr, fpexc);

```

Library pseudocode for shared/functions/float/bfloat/BFMulH

```
// BFMulH()
// =====
// BFloat16 widening multiply to single-precision following BFloat16
// computation behaviors.

bits(2*N) BFMulH(bits(N) op1, bits(N) op2, FPCR\_Type fpcr)
    assert N == 16;
    bits(2*N) result;

    (type1,sign1,value1) = BFUnpack(op1);
    (type2,sign2,value2) = BFUnpack(op2);
    if type1 == FType\_QNaN || type2 == FType\_QNaN then
        result = FPDefaultNaN(fpcr, 2*N);
    else
        inf1 = (type1 == FType\_Infinity);
        inf2 = (type2 == FType\_Infinity);
        zero1 = (type1 == FType\_Zero);
        zero2 = (type2 == FType\_Zero);
        if (inf1 && zero2) || (zero1 && inf2) then
            result = FPDefaultNaN(fpcr, 2*N);
        elsif inf1 || inf2 then
            result = FPInfinity(sign1 EOR sign2, 2*N);
        elsif zero1 || zero2 then
            result = FPZero(sign1 EOR sign2, 2*N);
        else
            result = BFRound(value1*value2, 2*N);

    return result;
```

Library pseudocode for shared/functions/float/bfloat/BFNeg

```
// BFNeg()
// =====

bits(N) BFNeg(bits(N) op)
    assert N == 16;
    constant boolean honor_alttp = TRUE;    // Honor alternate handling
    return BFNeg(op, honor_alttp);

// BFNeg()
// =====

bits(N) BFNeg(bits(N) op, boolean honor_alttp)
    assert N == 16;
    if honor_alttp && !UsingAArch32() && IsFeatureImplemented(FEAT_AFP) then
        if FPCR.AH == '1' then
            constant boolean fpexc = FALSE;
            constant boolean isbfloat16 = TRUE;
            (fptype, -, -) = FPUnpackBase(op, FPCR, fpexc, isbfloat16);
            if fptype IN {FType\_SNaN, FType\_QNaN} then
                return op;    // When FPCR.AH=1, sign of NaN has no consequence
    return NOT(op<N-1>) : op<N-2:0>;
```

Library pseudocode for shared/functions/float/bfloat/BFRound

```
// BFRound()
// =====
// Converts a real number OP into a single-precision value using the
// Round to Odd rounding mode and following BFloat16 computation behaviors.

bits(N) BFRound(real op, integer N)
    assert N == 32;
    assert op != 0.0;
    bits(N) result;

    // Format parameters - minimum exponent, numbers of exponent and fraction bits.
    constant integer minimum_exp = -126;  constant integer E = 8;  constant integer F = 23;

    // Split value into sign, unrounded mantissa and exponent.
    bit sign;
    integer exponent;
    real mantissa;
    if op < 0.0 then
        sign = '1';  mantissa = -op;
    else
        sign = '0';  mantissa = op;

    (mantissa, exponent) = NormalizeReal(mantissa);
    // Fixed Flush-to-zero.
    if exponent < minimum_exp then
        return FPZero(sign, N);

    // Start creating the exponent value for the result. Start by biasing the actual exponent
    // so that the minimum exponent becomes 1, lower values 0 (indicating possible underflow).
    biased_exp = Max((exponent - minimum_exp) + 1, 0);
    if biased_exp == 0 then mantissa = mantissa / 2.0^(minimum_exp - exponent);

    // Get the unrounded mantissa as an integer, and the "units in last place" rounding error.
    int_mant = RoundDown(mantissa * 2.0^F);  // < 2.0^F if biased_exp == 0, >= 2.0^F if not
    error = mantissa * 2.0^F - Real(int_mant);

    // Round to Odd
    if error != 0.0 && int_mant<0> == '0' then
        int_mant = int_mant + 1;

    // Deal with overflow and generate result.
    if biased_exp >= 2^E - 1 then
        result = FPInfinity(sign, N);  // Overflows generate appropriately-signed Infinity
    else
        result = sign : biased_exp<(N-2)-F:0> : int_mant<F-1:0>;

    return result;
```


Library pseudocode for shared/functions/float/bfloat/BFScale

```
// BFScale()
// =====
// Scales BFloat16 operand by 2.0 to the power of the signed integer value.

bits(N) BFScale(bits(N) op, integer scale, FPCR\_Type fpcr)
    assert N == 16;
    bits(2*N) result;

    constant bits(2*N) op_s = op : Zeros(N);
    (fptype,sign,value) = FPUnpack(op_s, fpcr);

    if fptype == FPTYPE\_SNaN || fptype == FPTYPE\_QNaN then
        result = FPProcessNaN(fptype, op_s, fpcr);
    elsif fptype == FPTYPE\_Zero then
        result = FPZero(sign, 2*N);
    elsif fptype == FPTYPE\_Infinity then
        result = FPInfinity(sign, 2*N);
    else
        constant FPRounding rounding = FPRoundingMode(fpcr);
        constant boolean fpexc = TRUE;
        result = FPRoundBF(value * (2.0^scale), fpcr, rounding, fpexc, 2*N);
        if fpexc then FPProcessDenorm(fptype, 2*N, fpcr);

    return result<2*N-1:N>;
```

Library pseudocode for shared/functions/float/bfloat/BFSub

```
// BFSub()
// =====
// Non-widening BFloat16 subtraction used by SVE2 instructions.

bits(N) BFSub(bits(N) op1, bits(N) op2, FPCR\_Type fpcr)
    constant boolean fpexc = TRUE;
    return BFSub(op1, op2, fpcr, fpexc);

// BFSub()
// =====
// Non-widening BFloat16 subtraction following computational behaviors
// corresponding to instructions that read and write BFloat16 values.
// Calculates op1 - op2.
// The 'fpcr' argument supplies the FPCR control bits.

bits(N) BFSub(bits(N) op1, bits(N) op2, FPCR\_Type fpcr, boolean fpexc)
    assert N == 16;
    constant FPRounding rounding = FPRoundingMode(fpcr);
    boolean done;
    bits(2*N) result;

    constant bits(2*N) op1_s = op1 : Zeros(N);
    constant bits(2*N) op2_s = op2 : Zeros(N);
    (type1,sign1,value1) = FPUnpack(op1_s, fpcr, fpexc);
    (type2,sign2,value2) = FPUnpack(op2_s, fpcr, fpexc);

    (done,result) = FPProcessNaNs(type1, type2, op1_s, op2_s, fpcr, fpexc);

    if !done then
        inf1 = (type1 == FPType\_Infinity);
        inf2 = (type2 == FPType\_Infinity);
        zero1 = (type1 == FPType\_Zero);
        zero2 = (type2 == FPType\_Zero);

        if inf1 && inf2 && sign1 == sign2 then
            result = FPDefaultNaN(fpcr, 2*N);
            if fpexc then FPProcessException(FPExc\_InvalidOp, fpcr);
        elsif (inf1 && sign1 == '0') || (inf2 && sign2 == '1') then
            result = FPInfinity('0', 2*N);
        elsif (inf1 && sign1 == '1') || (inf2 && sign2 == '0') then
            result = FPInfinity('1', 2*N);
        elsif zero1 && zero2 && sign1 == NOT(sign2) then
            result = FPZero(sign1, 2*N);
        else
            result_value = value1 - value2;
            if result_value == 0.0 then // Sign of exact zero result depends on rounding mode
                result_sign = if rounding == FPRounding\_NEGINF then '1' else '0';
                result = FPZero(result_sign, 2*N);
            else
                result = FPRoundBF(result_value, fpcr, rounding, fpexc, 2*N);

            if fpexc then FPProcessDenorms(type1, type2, 2*N, fpcr);

    return result<2*N-1:N>;
```

Library pseudocode for shared/functions/float/bfloat/BFSub_ZA

```
// BFSub_ZA()
// =====
// Non-widening BFloat16 subtraction used by SME2 ZA-targeting instructions.

bits(N) BFSub_ZA(bits(N) op1, bits(N) op2, FPCR\_Type fpcr_in)
    constant boolean fpexc = FALSE;
    FPCR\_Type fpcr = fpcr_in;
    fpcr.DN = '1'; // Generate default NaN values
    return BFSub(op1, op2, fpcr, fpexc);
```

Library pseudocode for shared/functions/float/bfloat/BFUnpack

```
// BFUnpack()
// =====
// Unpacks a BFloat16 or single-precision value into its type,
// sign bit and real number that it represents.
// The real number result has the correct sign for numbers and infinities,
// is very large in magnitude for infinities, and is 0.0 for NaNs.
// (These values are chosen to simplify the description of
// comparisons and conversions.)

(FPType, bit, real) BFUnpack(bits(N) fpval)
    assert N IN {16,32};

    bit sign;
    bits(8) exp;
    bits(23) frac;
    if N == 16 then
        sign = fpval<15>;
        exp = fpval<14:7>;
        frac = fpval<6:0> : Zeros(16);
    else // N == 32
        sign = fpval<31>;
        exp = fpval<30:23>;
        frac = fpval<22:0>;

    FPType fptype;
    real value;
    if IsZero(exp) then
        fptype = FPType Zero; value = 0.0; // Fixed Flush to Zero
    elseif IsOnes(exp) then
        if IsZero(frac) then
            fptype = FPType Infinity; value = 2.0^1000000;
        else // no SNaN for BF16 arithmetic
            fptype = FPType QNaN; value = 0.0;
    else
        fptype = FPType Nonzero;
        value = 2.0^(UInt(exp)-127) * (1.0 + Real(UInt(frac)) * 2.0^-23);

    if sign == '1' then value = -value;

    return (fptype, sign, value);
```

Library pseudocode for shared/functions/float/bfloat/BFZero

```
// BFZero()
// =====

bits(N) BFZero(bit sign, integer N)
    assert N == 16;
    constant integer E = 8;
    constant integer F = N - (E + 1);
    return sign : Zeros(E) : Zeros(F);
```

Library pseudocode for shared/functions/float/bfloat/FAdd_BF16

```
// FAdd_BF16()
// =====
// Single-precision add following BFloat16 computation behaviors.

bits(N) FAdd_BF16(bits(N) op1, bits(N) op2, FPCR\_Type fpcr)
    assert N == 32;
    bits(N) result;

    (type1,sign1,value1) = BFUnpack(op1);
    (type2,sign2,value2) = BFUnpack(op2);
    if type1 == FPTYPE\_QNaN || type2 == FPTYPE\_QNaN then
        result = FPDefaultNaN(fpcr, N);
    else
        inf1 = (type1 == FPTYPE\_Infinity);
        inf2 = (type2 == FPTYPE\_Infinity);
        zero1 = (type1 == FPTYPE\_Zero);
        zero2 = (type2 == FPTYPE\_Zero);
        if inf1 && inf2 && sign1 == NOT(sign2) then
            result = FPDefaultNaN(fpcr, N);
        elseif (inf1 && sign1 == '0') || (inf2 && sign2 == '0') then
            result = FPInfinity('0', N);
        elseif (inf1 && sign1 == '1') || (inf2 && sign2 == '1') then
            result = FPInfinity('1', N);
        elseif zero1 && zero2 && sign1 == sign2 then
            result = FPZero(sign1, N);
        else
            result_value = value1 + value2;
            if result_value == 0.0 then
                result = FPZero('0', N);    // Positive sign when Round to Odd
            else
                result = BFRound(result_value, N);

    return result;
```

Library pseudocode for shared/functions/float/bfloat/FPConvertBF

```
// FPConvertBF()
// =====
// Converts a single-precision OP to BFloat16 value using the
// Round to Nearest Even rounding mode when executed from AArch64 state and
// FPCR.AH == '1', otherwise rounding is controlled by FPCR/FPSCR.

bits(16) FPConvertBF(bits(32) op, FPCR\_Type fpcr_in, FPRounding rounding_in)
    constant integer halfsize = 16;
    FPCR\_Type fpcr = fpcr_in;
    FPRounding rounding = rounding_in;
    bits(32) result; // BF16 value in top 16 bits
    constant boolean altfp = IsFeatureImplemented(FEAT_AFP) && !UsingAArch32() && fpcr.AH == '1';
    constant boolean fpexc = !altfp; // Generate no floating-point exceptions
    if altfp then fpcr.<FIZ,FZ> = '11'; // Flush denormal input and output to zero
    if altfp then rounding = FPRounding\_TIEEVEN; // Use RNE rounding mode

    // Unpack floating-point operand, with always flush-to-zero if fpcr.AH == '1'.
    (fptype,sign,value) = FPUnpack(op, fpcr, fpexc);

    if fptype == FPTYPE\_SNaN || fptype == FPTYPE\_QNaN then
        if fpcr.DN == '1' then
            result = FPDefaultNaN(fpcr, 32);
        else
            result = FPConvertNaN(op, 32);
        if fptype == FPTYPE\_SNaN then
            if fpexc then FPProcessException(FPExc\_InvalidOp, fpcr);
    elseif fptype == FPTYPE\_Infinity then
        result = FPInfinity(sign, 32);
    elseif fptype == FPTYPE\_Zero then
        result = FPZero(sign, 32);
    else
        result = FPRoundBF(value, fpcr, rounding, fpexc, 32);

    // Returns correctly rounded BF16 value from top 16 bits
    return result<(2*halfsize)-1:halfsize>;

// FPConvertBF()
// =====
// Converts a single-precision operand to BFloat16 value.

bits(16) FPConvertBF(bits(32) op, FPCR\_Type fpcr)
    return FPConvertBF(op, fpcr, FPRoundingMode(fpcr));
```

Library pseudocode for shared/functions/float/bfloat/FPRoundBF

```
// FPRoundBF()
// =====
// Converts a real number OP into a BFloat16 value using the supplied
// rounding mode RMODE. The 'fpexc' argument controls the generation of
// floating-point exceptions.

bits(N) FPRoundBF(real op, FPCR\_Type fpcr, FPRounding rounding, boolean fpexc, integer N)
    assert N == 32;
    constant boolean isbfloat16 = TRUE;
    return FPRoundBase(op, fpcr, rounding, isbfloat16, fpexc, N);
```

Library pseudocode for shared/functions/float/fixedtofp/FixedToFP

```
// FixedToFP()
// =====

// Convert M-bit fixed point 'op' with FBITS fractional bits to
// N-bit precision floating point, controlled by UNSIGNED and ROUNDING.

bits(N) FixedToFP(bits(M) op, integer fbits, boolean unsigned, FPCR\_Type fpcr,
FPRounding rounding, integer N)
    assert N IN {16,32,64};
    assert M IN {16,32,64};
    bits(N) result;
    assert fbits >= 0;
    assert rounding != FPRounding\_ODD;

    // Correct signed-ness
    int_operand = Int(op, unsigned);

    // Scale by fractional bits and generate a real value
    real_operand = Real(int_operand) / 2.0^fbits;

    if real_operand == 0.0 then
        result = FPZero('0', N);
    else
        result = FPRound(real_operand, fpcr, rounding, N);

    return result;
```

Library pseudocode for shared/functions/float/fp8float/BFConvertFP8

```
// BFConvertFP8()
// =====
// Converts a BFloat16 OP to FP8 value.

bits(8) BFConvertFP8(bits(16) op_in, FPCR\_Type fpcr, FPMR\_Type fpmr)
    constant bits(32) op = op_in : Zeros(16);
    return FPConvertFP8(op, fpcr, fpmr, 8);
```

Library pseudocode for shared/functions/float/fp8float/FP8Bits

```
// FP8Bits()
// =====
// Returns the minimum exponent, numbers of exponent and fraction bits.

FP8BitsType FP8Bits(FP8Type fp8type)
    integer minimum_exp;
    integer F;
    if fp8type == FP8Type\_OFP8\_E4M3 then
        minimum_exp = -6; F = 3;
    else // fp8type == FP8Type\_OFP8\_E5M2
        minimum_exp = -14; F = 2;

    return (F, minimum_exp);
```

Library pseudocode for shared/functions/float/fp8float/FP8ConvertBF

```
// FP8ConvertBF()
// =====
// Converts an FP8 operand to BFloat16 value.

bits(2*N) FP8ConvertBF(bits(N) op, boolean issrc2, FPCR\_Type fpcr, FPMR\_Type fpmr)
    assert N == 8;
    constant boolean isbfloat16 = TRUE;
    constant bits(4*N) result = FP8ConvertFP(op, issrc2, fpcr, fpmr, isbfloat16, 4*N);
    return result<2*N+:2*N>;
```

Library pseudocode for shared/functions/float/fp8float/FP8ConvertFP

```
// FP8ConvertFP()
// =====
// Converts an FP8 operand to half-precision value.

bits(2*N) FP8ConvertFP(bits(N) op, boolean issrc2, FPCR\_Type fpcr, FPMR\_Type fpmr)
    assert N == 8;
    constant boolean isbfloat16 = FALSE;
    return FP8ConvertFP(op, issrc2, fpcr, fpmr, isbfloat16, 2*N);

// FP8ConvertFP()
// =====
// Converts an FP8 operand to half-precision or BFloat16 value.
// The downscaling factor in FPMR.LSCALE or FPMR.LSCALE2 is applied to
// the value before rounding.

bits(M) FP8ConvertFP(bits(N) op, boolean issrc2, FPCR\_Type fpcr_in, FPMR\_Type fpmr,
    boolean isbfloat16, integer M)
    assert N == 8 && M IN {16,32};
    bits(M) result;

    constant boolean fpexc = TRUE;
    FPCR\_Type fpcr = fpcr_in;
    // Do not flush denormal inputs and outputs to zero.
    // Do not support alternative half-precision format.
    fpcr.<FIZ,FZ,FZ16,AHP> = '0000';
    rounding = FPRounding\_TIEEVEN;
    constant FP8Type fp8type = (if issrc2 then FP8DecodeType(fpmr.F8S2)
        else FP8DecodeType(fpmr.F8S1));

    (fptype,sign,value) = FP8Unpack(op, fp8type);

    if fptype == FPType\_SNaN || fptype == FPType\_QNaN then
        result = FPDefaultNaN(fpcr, M);
        if fptype == FPType\_SNaN then
            FPProcessException(FPExc\_InvalidOp, fpcr);
    elseif fptype == FPType\_Infinity then
        result = FPInfinity(sign, M);
    elseif fptype == FPType\_Zero then
        result = FPZero(sign, M);
    else
        integer dscale;
        if issrc2 then
            dscale = (if M == 16 then UInt(fpmr.LSCALE2<3:0>)
                else UInt(fpmr.LSCALE2<5:0>));
        else
            dscale = (if M == 16 then UInt(fpmr.LSCALE<3:0>)
                else UInt(fpmr.LSCALE<5:0>));
        constant real result_value = value * (2.0^-dscale);
        result = FPRoundBase(result_value, fpcr, rounding, isbfloat16, fpexc, M);

    return result;
```

Library pseudocode for shared/functions/float/fp8float/FP8DecodeType

```
// FP8DecodeType()
// =====
// Decode the FP8 format encoded in F8S1, F8S2 or F8D field in FPMR

FP8Type FP8DecodeType(bits(3) f8format)
    case f8format of
        when '000' return FP8Type\_OFP8\_E5M2;
        when '001' return FP8Type\_OFP8\_E4M3;
        otherwise return FP8Type\_UNSUPPORTED;
```

Library pseudocode for shared/functions/float/fp8float/FP8DefaultNaN

```
// FP8DefaultNaN()
// =====

bits(N) FP8DefaultNaN(FP8Type fp8type, FPCR\_Type fpcr, integer N)
  assert N == 8;
  assert fp8type IN {FP8Type\_OFP8\_E5M2, FP8Type\_OFP8\_E4M3};
  constant bit sign = if IsFeatureImplemented(FEAT_AFP) then fpcr.AH else '0';
  constant integer E = if fp8type == FP8Type\_OFP8\_E4M3 then 4 else 5;
  constant integer F = N - (E + 1);
  bits(E) exp;
  bits(F) frac;

  case fp8type of
    when FP8Type\_OFP8\_E4M3
      exp = Ones(E);
      frac = Ones(F);
    when FP8Type\_OFP8\_E5M2
      exp = Ones(E);
      frac = '1':Zeros(F-1);

  return sign : exp : frac;
```



```

// FP8DotAddFP()
// =====

bits(M) FP8DotAddFP(bits(M) addend, bits(N) op1, bits(N) op2, FPCR\_Type fpcr, FPMR\_Type fpmr)
    constant integer E = N DIV 8;
    return FP8DotAddFP(addend, op1, op2, E, fpcr, fpmr);

// FP8DotAddFP()
// =====
// Calculates result of "E"-way 8-bit floating-point dot-product with scaling
// and addition to half-precision or single-precision value without
// intermediate rounding.
// c = round(c + 2-S*(a1*b1+...+aE*bE))
// The 8-bit floating-point format for op1 is determined by FPMR.F8S1
// and the one for op2 by FPMR.F8S2. The scaling factor in FPMR.LSCALE
// is applied to the sum-of-products before adding to the addend and rounding.

bits(M) FP8DotAddFP(bits(M) addend, bits(N) op1, bits(N) op2, integer E,
    FPCR\_Type fpcr_in, FPMR\_Type fpmr)
    assert M IN {16,32};
    assert N IN {2*M, M, M DIV 2, M DIV 4};
    FPCR\_Type fpcr = fpcr_in;
    bits(M) result;

    fpcr.<FIZ,FZ,FZ16> = '000';          // Do not flush denormal inputs and outputs to zero
    fpcr.DN = '1';
    rounding = FPRounding\_TIEEVEN;

    constant FP8Type fp8type1 = FP8DecodeType(fpmr.F8S1);
    constant FP8Type fp8type2 = FP8DecodeType(fpmr.F8S2);

    array[0..(E-1)] of FPType type1;
    array[0..(E-1)] of FPType type2;
    array[0..(E-1)] of bit sign1;
    array[0..(E-1)] of bit sign2;
    array[0..(E-1)] of real value1;
    array[0..(E-1)] of real value2;
    array[0..(E-1)] of boolean inf1;
    array[0..(E-1)] of boolean inf2;
    array[0..(E-1)] of boolean zero1;
    array[0..(E-1)] of boolean zero2;

    constant boolean fpexc = FALSE;
    (typeA,signA,valueA) = FPUnpack(addend, fpcr, fpexc);
    infA = (typeA == FPType\_Infinity);    zeroA = (typeA == FPType\_Zero);
    boolean any_nan = typeA IN {FPType\_SNaN, FPType\_QNaN};
    for i = 0 to E-1
        (type1[i], sign1[i], value1[i]) = FP8Unpack(Elem[op1, i, N DIV E], fp8type1);
        (type2[i], sign2[i], value2[i]) = FP8Unpack(Elem[op2, i, N DIV E], fp8type2);
        inf1[i] = (type1[i] == FPType\_Infinity); zero1[i] = (type1[i] == FPType\_Zero);
        inf2[i] = (type2[i] == FPType\_Infinity); zero2[i] = (type2[i] == FPType\_Zero);
        any_nan = (any_nan || type1[i] IN {FPType\_SNaN, FPType\_QNaN} ||
            type2[i] IN {FPType\_SNaN, FPType\_QNaN});

    if any_nan then
        result = FPDefaultNaN(fpcr, M);
    else
        // Determine sign and type products will have if it does not cause an Invalid
        // Operation.
        array [0..(E-1)] of bit signP;
        array [0..(E-1)] of boolean infP;
        array [0..(E-1)] of boolean zeroP;
        for i = 0 to E-1
            signP[i] = sign1[i] EOR sign2[i];
            infP[i] = inf1[i] || inf2[i];
            zeroP[i] = zero1[i] || zero2[i];

        // Detect non-numeric results of dot product and accumulate
        boolean posInfR = (infA && signA == '0');
        boolean negInfR = (infA && signA == '1');

```

```

boolean zeroR = zeroA;
boolean invalidop = FALSE;
for i = 0 to E-1
    // Result is infinity if any input is infinity
    posInfR = posInfR || (infP[i] && signP[i] == '0');
    negInfR = negInfR || (infP[i] && signP[i] == '1');
    // Result is zero if the addend and the products are zeroes of the same sign
    zeroR = zeroR && zeroP[i] && (signA == signP[i]);
    // Non SNaN-generated Invalid Operation cases are multiplies of zero
    // by infinity and additions of opposite-signed infinities.
    invalidop = (invalidop || (inf1[i] && zero2[i]) || (zero1[i] && inf2[i]) ||
        (infA && infP[i] && (signA != signP[i])));
    for j = i+1 to E-1
        invalidop = invalidop || (infP[i] && infP[j] && (signP[i] != signP[j]));

if invalidop then
    result = FPDefaultNaN(fpcr, M);

// Other cases involving infinities produce an infinity of the same sign.
elseif posInfR then
    result = FPInfinity('0', M);
elseif negInfR then
    result = FPInfinity('1', M);

// Cases where the result is exactly zero and its sign is not determined by the
// rounding mode are additions of same-signed zeros.
elseif zeroR then
    result = FPZero(signA, M);

// Otherwise calculate numerical value and round it.
else
    // Apply scaling to sum-of-product
    constant integer dscale = if M == 32 then UInt(fpmr.LSCALE) else UInt(fpmr.LSCALE<3:0>);

    real dp_value = value1[0] * value2[0];
    for i = 1 to E-1
        dp_value = dp_value + value1[i] * value2[i];

    constant real result_value = valueA + dp_value * (2.0^-dscale);
    if result_value == 0.0 then // Sign of exact zero result is '0' for RNE rounding mode
        result = FPZero('0', M);
    else
        constant boolean satoflo = (fpmr.OSM == '1');
        result = FPRound\_FP8(result_value, fpcr, rounding, satoflo, M);

return result;

```

Library pseudocode for shared/functions/float/fp8float/FP8Infinity

```

// FP8Infinity()
// =====

bits(N) FP8Infinity(FP8Type fp8type, bit sign, integer N)
    assert N == 8;
    assert fp8type IN {FP8Type\_OF8\_E5M2, FP8Type\_OF8\_E4M3};
    constant integer E = if fp8type == FP8Type\_OF8\_E4M3 then 4 else 5;
    constant integer F = N - (E + 1);
    bits(E) exp;
    bits(F) frac;

    case fp8type of
        when FP8Type\_OF8\_E4M3
            exp = Ones(E);
            frac = Ones(F);
        when FP8Type\_OF8\_E5M2
            exp = Ones(E);
            frac = Zeros(F);

    return sign : exp : frac;

```

Library pseudocode for shared/functions/float/fp8float/FP8MatMulAddFP

```
// FP8MatMulAddFP()
// =====
// 8-bit floating-point matrix multiply with scaling and add to half-precision
// or single-precision matrix.
// result[2, 2] = addend[2, 2] + (op1[2, E] * op2[E, 2])

bits(N) FP8MatMulAddFP(bits(N) addend, bits(N) op1, bits(N) op2, integer E, FPCR\_Type fpcr,
                        FPMR\_Type fpmr)
    assert N IN {64, 128};
    assert N == E*16;
    constant integer M = N DIV 4;
    bits(N) result;

    for i = 0 to 1
        for j = 0 to 1
            constant bits(2*M) elt1 = Elem[op1, i, 2*M];
            constant bits(2*M) elt2 = Elem[op2, j, 2*M];
            constant bits(M) sum = Elem[addend, 2*i + j, M];
            Elem[result, 2*i + j, M] = FP8DotAddFP(sum, elt1, elt2, E, fpcr, fpmr);

    return result;
```

Library pseudocode for shared/functions/float/fp8float/FP8MaxNormal

```
// FP8MaxNormal()
// =====

bits(N) FP8MaxNormal(FP8Type fp8type, bit sign, integer N)
    assert N == 8;
    assert fp8type IN {FP8Type\_OFP8\_E5M2, FP8Type\_OFP8\_E4M3};
    constant integer E = if fp8type == FP8Type\_OFP8\_E4M3 then 4 else 5;
    constant integer F = N - (E + 1);
    bits(E) exp;
    bits(F) frac;

    case fp8type of
        when FP8Type\_OFP8\_E4M3
            exp = Ones(E);
            frac = Ones(F-1):'0';
        when FP8Type\_OFP8\_E5M2
            exp = Ones(E-1):'0';
            frac = Ones(F);

    return sign : exp : frac;
```

Library pseudocode for shared/functions/float/fp8float/FP8MulAddFP

```
// FP8MulAddFP()
// =====

bits(M) FP8MulAddFP(bits(M) addend, bits(N) op1, bits(N) op2, FPCR\_Type fpcr,
                    FPMR\_Type fpmr)
    assert N == 8 && M IN {16, 32};
    constant integer E = 1;
    return FP8DotAddFP(addend, op1, op2, E, fpcr, fpmr);
```



```

// FP8Round()
// =====
// Used by FP8 downconvert instructions which observe FPMR.OSC
// to convert a real number OP into an FP8 value.

bits(N) FP8Round(real op, FP8Type fp8type, FPCR\_Type fpcr, FPMR\_Type fpmr, integer N)
    assert N == 8;
    assert fp8type IN {FP8Type\_OF8 E5M2, FP8Type\_OF8 E4M3};
    assert op != 0.0;
    bits(N) result;

    // Format parameters - minimum exponent, numbers of exponent and fraction bits.
    constant (F, minimum_exp) = FP8Bits(fp8type);
    constant E = (N - F) - 1;

    // Split value into sign, unrounded mantissa and exponent.
    bit sign;
    integer exponent;
    real mantissa;
    if op < 0.0 then
        sign = '1'; mantissa = -op;
    else
        sign = '0'; mantissa = op;

    (mantissa, exponent) = NormalizeReal(mantissa);
    // When TRUE, detection of underflow occurs after rounding.
    altfp = IsFeatureImplemented(FEAT_AFP) && fpcr.AH == '1';

    biased_exp_unconstrained = (exponent - minimum_exp) + 1;
    int_mant_unconstrained = RoundDown(mantissa * 2.0^F);
    error_unconstrained = mantissa * 2.0^F - Real(int_mant_unconstrained);

    // Start creating the exponent value for the result. Start by biasing the actual exponent
    // so that the minimum exponent becomes 1, lower values 0 (indicating possible underflow).
    biased_exp = Max((exponent - minimum_exp) + 1, 0);
    if biased_exp == 0 then mantissa = mantissa / 2.0^(minimum_exp - exponent);

    // Get the unrounded mantissa as an integer, and the "units in last place" rounding error.
    int_mant = RoundDown(mantissa * 2.0^F); // < 2.0^F if biased_exp == 0, >= 2.0^F if not
    error = mantissa * 2.0^F - Real(int_mant);

    constant boolean trapped_UF = fpcr.UFE == '1' && (!InStreamingMode() || IsFullA64Enabled());

    boolean round_up_unconstrained;
    boolean round_up;

    if altfp then
        // Round to Nearest Even
        round_up_unconstrained = (error_unconstrained > 0.5 ||
            (error_unconstrained == 0.5 && int_mant_unconstrained<0> == '1'));
        round_up = (error > 0.5 || (error == 0.5 && int_mant<0> == '1'));

        if round_up_unconstrained then
            int_mant_unconstrained = int_mant_unconstrained + 1;
            if int_mant_unconstrained == 2^(F+1) then // Rounded up to next exponent
                biased_exp_unconstrained = biased_exp_unconstrained + 1;
                int_mant_unconstrained = int_mant_unconstrained DIV 2;

        // Follow alternate floating-point behavior of underflow after rounding
        if (biased_exp_unconstrained < 1 && int_mant_unconstrained != 0 &&
            (error != 0.0 || trapped_UF)) then
            FPPProcessException(FPExc\_Underflow, fpcr);
    else // altfp == FALSE
        // Underflow occurs if exponent is too small before rounding, and result is inexact or
        // the Underflow exception is trapped. This applies before rounding if FPCR.AH != '1'.
        if biased_exp == 0 && (error != 0.0 || trapped_UF) then
            FPPProcessException(FPExc\_Underflow, fpcr);

        // Round to Nearest Even
        round_up = (error > 0.5 || (error == 0.5 && int_mant<0> == '1'));

```

```

if round_up then
    int_mant = int_mant + 1;
    if int_mant == 2^F then          // Rounded up from denormalized to normalized
        biased_exp = 1;
    if int_mant == 2^(F+1) then      // Rounded up to next exponent
        biased_exp = biased_exp + 1;
        int_mant = int_mant DIV 2;

// Deal with overflow and generate result.
boolean overflow;
case fp8type of
    when FP8Type\_OFP8\_E4M3
        overflow = biased_exp >= 2^E || (biased_exp == 2^E - 1 && int_mant == 2^(F+1) - 1);
    when FP8Type\_OFP8\_E5M2
        overflow = biased_exp >= 2^E - 1;

if overflow then
    result = (if fpmr.OSC == '0' then FP8Infinity(fp8type, sign, N)
              else FP8MaxNormal(fp8type, sign, N));
    // Flag Overflow exception regardless of FPMR.OSC
    FPProcessException(FPExc\_Overflow, fpcr);
    error = 1.0; // Ensure that an Inexact exception occurs
else
    result = sign : biased_exp<E-1:0> : int_mant<F-1:0>;

// Deal with Inexact exception.
if error != 0.0 then
    FPProcessException(FPExc\_Inexact, fpcr);

return result;

```

Library pseudocode for shared/functions/float/fp8float/FP8Type

```

// FP8Type
// =====

enumeration FP8Type {FP8Type_OFP8_E5M2, FP8Type_OFP8_E4M3, FP8Type_UNSUPPORTED};

```

Library pseudocode for shared/functions/float/fp8float/FP8Unpack

```
// FP8Unpack()
// =====
// Unpacks an FP8 value into its type, sign bit and real number that
// it represents.

(FPType, bit, real) FP8Unpack(bits(N) fpval, FP8Type fp8type)
    assert N == 8;
    constant integer E = if fp8type == FP8Type\_OFP8\_E4M3 then 4 else 5;
    constant integer F = N - (E + 1);

    constant bit sign = fpval<N-1>;
    constant bits(E) exp = fpval<(E+F)-1:F>;
    constant bits(F) frac = fpval<F-1:0>;

    real value;
    FPType fptype;

    if fp8type == FP8Type\_OFP8\_E4M3 then
        if IsZero(exp) then
            if IsZero(frac) then
                fptype = FPType\_Zero; value = 0.0;
            else
                fptype = FPType\_Denormal; value = 2.0^-6 * (Real(UInt(frac)) * 2.0^-3);
        elsif IsOnes(exp) && IsOnes(frac) then
            fptype = FPType\_SNaN;
            value = 0.0;
        else
            fptype = FPType\_Nonzero;
            value = 2.0^(UInt(exp)-7) * (1.0 + Real(UInt(frac)) * 2.0^-3);

    elsif fp8type == FP8Type\_OFP8\_E5M2 then
        if IsZero(exp) then
            if IsZero(frac) then
                fptype = FPType\_Zero; value = 0.0;
            else
                fptype = FPType\_Denormal; value = 2.0^-14 * (Real(UInt(frac)) * 2.0^-2);
        elsif IsOnes(exp) then
            if IsZero(frac) then
                fptype = FPType\_Infinity; value = 2.0^1000000;
            else
                fptype = if frac<1> == '1' then FPType\_QNaN else FPType\_SNaN;
                value = 0.0;
        else
            fptype = FPType\_Nonzero;
            value = 2.0^(UInt(exp)-15) * (1.0 + Real(UInt(frac)) * 2.0^-2);

    else // fp8type == FP8Type_UNSUPPORTED
        fptype = FPType\_SNaN;
        value = 0.0;

    if sign == '1' then value = -value;

    return (fptype, sign, value);
```

Library pseudocode for shared/functions/float/fp8float/FP8Zero

```
// FP8Zero()
// =====

bits(N) FP8Zero(FP8Type fp8type, bit sign, integer N)
    assert N == 8;
    assert fp8type IN {FP8Type\_OFP8\_E5M2, FP8Type\_OFP8\_E4M3};
    constant integer E = if fp8type == FP8Type\_OFP8\_E4M3 then 4 else 5;
    constant integer F = N - (E + 1);
    return sign : Zeros(E) : Zeros(F);
```


Library pseudocode for shared/functions/float/fp8float/FPConvertFP8

```
// FPConvertFP8()
// =====
// Converts a half-precision or single-precision OP to FP8 value.
// The scaling factor in FPMR.NSCALE is applied to the value before rounding.

bits(M) FPConvertFP8(bits(N) op, FPCR\_Type fpcr_in, FPMR\_Type fpmr, integer M)
    assert N IN {16,32} && M == 8;
    bits(M) result;

    constant boolean fpexc = TRUE;
    FPCR\_Type fpcr = fpcr_in;
    fpcr.<FIZ,FZ,FZ16> = '000'; // Do not flush denormal inputs and outputs to zero
    constant FP8Type fp8type = FP8DecodeType(fpmr.F8D);

    (fptype,sign,value) = FPUnpack(op, fpcr, fpexc);

    if fp8type == FP8Type\_UNSUPPORTED then
        result = Ones(M);
        FPProcessException(FPExc\_InvalidOp, fpcr);
    elsif fptype == FPTYPE\_SNaN || fptype == FPTYPE\_QNaN then
        result = FP8DefaultNaN(fp8type, fpcr, M); // Always generate Default NaN as result
        if fptype == FPTYPE\_SNaN then
            FPProcessException(FPExc\_InvalidOp, fpcr);
    elsif fptype == FPTYPE\_Infinity then
        result = (if fpmr.OSC == '0' then FP8Infinity(fp8type, sign, M)
            else FP8MaxNormal(fp8type, sign, M));
    elsif fptype == FPTYPE\_Zero then
        result = FP8Zero(fp8type, sign, M);
    else
        constant integer scale = if N == 16 then SInt(fpmr.NSCALE<4:0>) else SInt(fpmr.NSCALE);
        constant real result_value = value * (2.0^scale);
        result = FP8Round(result_value, fp8type, fpcr, fpmr, M);

    return result;
```

Library pseudocode for shared/functions/float/fpabs/FPAbs

```
// FPAbs()
// =====

bits(N) FPAbs(bits(N) op, FPCR\_Type fpcr)
    assert N IN {16,32,64};
    if !UsingAArch32() && IsFeatureImplemented(FEAT_AFP) then
        if fpcr.AH == '1' then
            (fptype, -, -) = FPUnpack(op, fpcr, FALSE);
            if fptype IN {FPTYPE\_SNaN, FPTYPE\_QNaN} then
                return op; // When fpcr.AH=1, sign of NaN has no consequence
    return '0' : op<N-2:0>;
```

Library pseudocode for shared/functions/float/fpabsmax/FPAbsMax

```
// FPAbsMax()
// =====
// Compare absolute value of two operands and return the larger absolute
// value without rounding.

bits(N) FPAbsMax(bits(N) op1_in, bits(N) op2_in, FPCR\_Type fpcr_in)
    assert N IN {16,32,64};
    boolean done;
    bits(N) result;
    FPCR\_Type fpcr = fpcr_in;
    fpcr.<AH,FIZ,FZ,FZ16> = '0000';

    op1 = '0':op1_in<N-2:0>;
    op2 = '0':op2_in<N-2:0>;
    (type1,-,value1) = FPUnpack(op1, fpcr);
    (type2,-,value2) = FPUnpack(op2, fpcr);

    (done,result) = FPProcessNaNs(type1, type2, op1_in, op2_in, fpcr);

    if !done then
        // This condition covers all results other than NaNs,
        // including Zero & Infinity
        result = if value1 > value2 then op1 else op2;

    return result;
```

Library pseudocode for shared/functions/float/fpabsmin/FPAbsMin

```
// FPAbsMin()
// =====
// Compare absolute value of two operands and return the smaller absolute
// value without rounding.

bits(N) FPAbsMin(bits(N) op1_in, bits(N) op2_in, FPCR\_Type fpcr_in)
    assert N IN {16,32,64};
    boolean done;
    bits(N) result;
    FPCR\_Type fpcr = fpcr_in;
    fpcr.<AH,FIZ,FZ,FZ16> = '0000';

    op1 = '0':op1_in<N-2:0>;
    op2 = '0':op2_in<N-2:0>;
    (type1,-,value1) = FPUnpack(op1, fpcr);
    (type2,-,value2) = FPUnpack(op2, fpcr);

    (done,result) = FPProcessNaNs(type1, type2, op1_in, op2_in, fpcr);

    if !done then
        // This condition covers all results other than NaNs,
        // including Zero & Infinity
        result = if value1 < value2 then op1 else op2;

    return result;
```

Library pseudocode for shared/functions/float/fpadd/FPAdd

```
// FPAdd()
// =====

bits(N) FPAdd(bits(N) op1, bits(N) op2, FPCR\_Type fpcr)
    constant boolean fpexc = TRUE; // Generate floating-point exceptions
    return FPAdd(op1, op2, fpcr, fpexc);

// FPAdd()
// =====

bits(N) FPAdd(bits(N) op1, bits(N) op2, FPCR\_Type fpcr, boolean fpexc)

    assert N IN {16,32,64};
    rounding = FPRoundingMode(fpcr);

    (type1,sign1,value1) = FPUnpack(op1, fpcr, fpexc);
    (type2,sign2,value2) = FPUnpack(op2, fpcr, fpexc);

    (done,result) = FPProcessNaNs(type1, type2, op1, op2, fpcr, fpexc);
    if !done then
        inf1 = (type1 == FPTYPE\_Infinity); inf2 = (type2 == FPTYPE\_Infinity);
        zero1 = (type1 == FPTYPE\_Zero); zero2 = (type2 == FPTYPE\_Zero);
        if inf1 && inf2 && sign1 == NOT(sign2) then
            result = FPDefaultNaN(fpcr, N);
            if fpexc then FPProcessException(FPExc\_InvalidOp, fpcr);
        elsif (inf1 && sign1 == '0') || (inf2 && sign2 == '0') then
            result = FPInfinity('0', N);
        elsif (inf1 && sign1 == '1') || (inf2 && sign2 == '1') then
            result = FPInfinity('1', N);
        elsif zero1 && zero2 && sign1 == sign2 then
            result = FPZero(sign1, N);
        else
            result_value = value1 + value2;
            if result_value == 0.0 then // Sign of exact zero result depends on rounding mode
                result_sign = if rounding == FPRounding\_NEGINF then '1' else '0';
                result = FPZero(result_sign, N);
            else
                result = FPRound(result_value, fpcr, rounding, fpexc, N);

        if fpexc then FPProcessDenorms(type1, type2, N, fpcr);
    return result;
```

Library pseudocode for shared/functions/float/fpadd/FPAdd_ZA

```
// FPAdd_ZA()
// =====
// Calculates op1+op2 for SME2 ZA-targeting instructions.

bits(N) FPAdd_ZA(bits(N) op1, bits(N) op2, FPCR\_Type fpcr_in)
    FPCR\_Type fpcr = fpcr_in;
    constant boolean fpexc = FALSE; // Do not generate floating-point exceptions
    fpcr.DN = '1'; // Generate default NaN values
    return FPAdd(op1, op2, fpcr, fpexc);
```

Library pseudocode for shared/functions/float/fpbits/FPBits

```
// FPBits()
// =====
// Returns the minimum exponent, numbers of exponent and fraction bits.

FPBitsType FPBits(integer N, boolean isbfloat16)
  FPFracBits F;
  integer minimum_exp;
  if N == 16 then
    minimum_exp = -14;  F = 10;
  elsif N == 32 && isbfloat16 then
    minimum_exp = -126; F = 7;
  elsif N == 32 then
    minimum_exp = -126; F = 23;
  else // N == 64
    minimum_exp = -1022; F = 52;

  return (F, minimum_exp);
```

Library pseudocode for shared/functions/float/fpbits/FPBitsType

```
// FPBitsType
// =====

type FPBitsType = (FPFracBits, integer);
```

Library pseudocode for shared/functions/float/fpbits/FPFracBits

```
// FPFracBits
// =====

type FPFracBits = integer;
```

Library pseudocode for shared/functions/float/fpcompare/FPCompare

```
// FPCompare()
// =====

bits(4) FPCompare(bits(N) op1, bits(N) op2, boolean signal_nans, FPCR\_Type fpcr)
  assert N IN {16,32,64};
  (type1,sign1,value1) = FPUnpack(op1, fpcr);
  (type2,sign2,value2) = FPUnpack(op2, fpcr);

  bits(4) result;
  if type1 IN {FPTYPE\_SNaN, FPTYPE\_QNaN} || type2 IN {FPTYPE\_SNaN, FPTYPE\_QNaN} then
    result = '0011';
    if type1 == FPTYPE\_SNaN || type2 == FPTYPE\_SNaN || signal_nans then
      FPProcessException(FPExc\_InvalidOp, fpcr);
  else
    // All non-NaN cases can be evaluated on the values produced by FPUnpack()
    if value1 == value2 then
      result = '0110';
    elsif value1 < value2 then
      result = '1000';
    else // value1 > value2
      result = '0010';

    FPProcessDenorms(type1, type2, N, fpcr);
  return result;
```

Library pseudocode for shared/functions/float/fpcompareeq/FPCompareEQ

```
// FPCompareEQ()
// =====

boolean FPCompareEQ(bits(N) op1, bits(N) op2, FPCR\_Type fpcr)
    assert N IN {16,32,64};
    (type1,sign1,value1) = FPUnpack(op1, fpcr);
    (type2,sign2,value2) = FPUnpack(op2, fpcr);

    boolean result;
    if type1 IN {FPTYPE\_SNaN, FPTYPE\_QNaN} || type2 IN {FPTYPE\_SNaN, FPTYPE\_QNaN} then
        result = FALSE;
        if type1 == FPTYPE\_SNaN || type2 == FPTYPE\_SNaN then
            FPProcessException(FPExc\_InvalidOp, fpcr);
    else
        // All non-NaN cases can be evaluated on the values produced by FPUnpack()
        result = (value1 == value2);
        FPProcessDenorms(type1, type2, N, fpcr);

    return result;
```

Library pseudocode for shared/functions/float/fpcomparege/FPCompareGE

```
// FPCompareGE()
// =====

boolean FPCompareGE(bits(N) op1, bits(N) op2, FPCR\_Type fpcr)
    assert N IN {16,32,64};
    (type1,sign1,value1) = FPUnpack(op1, fpcr);
    (type2,sign2,value2) = FPUnpack(op2, fpcr);

    boolean result;
    if type1 IN {FPTYPE\_SNaN, FPTYPE\_QNaN} || type2 IN {FPTYPE\_SNaN, FPTYPE\_QNaN} then
        result = FALSE;
        FPProcessException(FPExc\_InvalidOp, fpcr);
    else
        // All non-NaN cases can be evaluated on the values produced by FPUnpack()
        result = (value1 >= value2);
        FPProcessDenorms(type1, type2, N, fpcr);

    return result;
```

Library pseudocode for shared/functions/float/fpcomparegt/FPCompareGT

```
// FPCompareGT()
// =====

boolean FPCompareGT(bits(N) op1, bits(N) op2, FPCR\_Type fpcr)
    assert N IN {16,32,64};
    (type1,sign1,value1) = FPUnpack(op1, fpcr);
    (type2,sign2,value2) = FPUnpack(op2, fpcr);

    boolean result;
    if type1 IN {FPTYPE\_SNaN, FPTYPE\_QNaN} || type2 IN {FPTYPE\_SNaN, FPTYPE\_QNaN} then
        result = FALSE;
        FPProcessException(FPExc\_InvalidOp, fpcr);
    else
        // All non-NaN cases can be evaluated on the values produced by FPUnpack()
        result = (value1 > value2);
        FPProcessDenorms(type1, type2, N, fpcr);

    return result;
```

Library pseudocode for shared/functions/float/fpconvert/FPConvert

```
// FPConvert()
// =====

// Convert floating point 'op' with N-bit precision to M-bit precision,
// with rounding controlled by ROUNDING.
// This is used by the FP-to-FP conversion instructions and so for
// half-precision data ignores FZ16, but observes AHP.

bits(M) FPConvert(bits(N) op, FPCR\_Type fpcr, FPRounding rounding, integer M)

    assert M IN {16,32,64};
    assert N IN {16,32,64};
    bits(M) result;

    // Unpack floating-point operand optionally with flush-to-zero.
    (fptype,sign,value) = FPUnpackCV(op, fpcr);

    alt_hp = (M == 16) && (fpcr.AHP == '1');

    if fptype == FPTType\_SNaN || fptype == FPType\_QNaN then
        if alt_hp then
            result = FPZero(sign, M);
        elseif fpcr.DN == '1' then
            result = FPDefaultNaN(fpcr, M);
        else
            result = FPConvertNaN(op, M);
            if fptype == FPTType\_SNaN || alt_hp then
                FPProcessException(FPExc\_InvalidOp, fpcr);
    elseif fptype == FPTType\_Infinity then
        if alt_hp then
            result = sign:Ones(M-1);
            FPProcessException(FPExc\_InvalidOp, fpcr);
        else
            result = FPInfinity(sign, M);
    elseif fptype == FPTType\_Zero then
        result = FPZero(sign, M);
    else
        result = FPRoundCV(value, fpcr, rounding, M);
        FPProcessDenorm(fptype, N, fpcr);

    return result;

// FPConvert()
// =====

bits(M) FPConvert(bits(N) op, FPCR\_Type fpcr, integer M)
    return FPConvert(op, fpcr, FPRoundingMode(fpcr), M);
```

Library pseudocode for shared/functions/float/fpconvertnan/FPConvertNaN

```
// FPConvertNaN()
// =====
// Converts a NaN of one floating-point type to another

bits(M) FPConvertNaN(bits(N) op, integer M)
    assert N IN {16,32,64};
    assert M IN {16,32,64};
    bits(M) result;
    bits(51) frac;

    sign = op<N-1>;

    // Unpack payload from input NaN
    case N of
        when 64 frac = op<50:0>;
        when 32 frac = op<21:0>:Zeros(29);
        when 16 frac = op<8:0>:Zeros(42);

    // Repack payload into output NaN, while
    // converting an SNaN to a QNaN.
    case M of
        when 64 result = sign:Ones(M-52):frac;
        when 32 result = sign:Ones(M-23):frac<50:29>;
        when 16 result = sign:Ones(M-10):frac<50:42>;

    return result;
```

Library pseudocode for shared/functions/float/fpdecoderm/FPDecodeRM

```
// FPDecodeRM()
// =====

// Decode most common AArch32 floating-point rounding encoding.

FPRounding FPDecodeRM(bits(2) rm)
    FPRounding result;
    case rm of
        when '00' result = FPRounding\_TIEAWAY; // A
        when '01' result = FPRounding\_TIEEVEN; // N
        when '10' result = FPRounding\_POSINF; // P
        when '11' result = FPRounding\_NEGINF; // M

    return result;
```

Library pseudocode for shared/functions/float/fpdecoderounding/FPDecodeRounding

```
// FPDecodeRounding()
// =====

// Decode floating-point rounding mode and common AArch64 encoding.

FPRounding FPDecodeRounding(bits(2) rmode)
    case rmode of
        when '00' return FPRounding\_TIEEVEN; // N
        when '01' return FPRounding\_POSINF; // P
        when '10' return FPRounding\_NEGINF; // M
        when '11' return FPRounding\_ZERO; // Z
```

Library pseudocode for shared/functions/float/fpdefaultnan/FPDefaultNaN

```
// FPDefaultNaN()
// =====

bits(N) FPDefaultNaN(FPCR\_Type fpcr, integer N)
    assert N IN {16,32,64};
    constant integer E = (if N == 16 then 5 elsif N == 32 then 8 else 11);
    constant integer F = N - (E + 1);
    constant bit sign = if IsFeatureImplemented(FEAT_AFP) && !UsingAArch32\(\) then fpcr.AH else '0';

    constant bits(E) exp = Ones(E);
    constant bits(F) frac = '1':Zeros(F-1);
    return sign : exp : frac;
```

Library pseudocode for shared/functions/float/fpdiv/FPDiv

```
// FPDiv()
// =====

bits(N) FPDiv(bits(N) op1, bits(N) op2, FPCR\_Type fpcr)
    assert N IN {16,32,64};
    (type1,sign1,value1) = FPUnpack(op1, fpcr);
    (type2,sign2,value2) = FPUnpack(op2, fpcr);
    (done,result) = FPProcessNaNs(type1, type2, op1, op2, fpcr);

    if !done then
        inf1 = type1 == FPTYPE\_Infinity;
        inf2 = type2 == FPTYPE\_Infinity;
        zero1 = type1 == FPTYPE\_Zero;
        zero2 = type2 == FPTYPE\_Zero;

        if (inf1 && inf2) || (zero1 && zero2) then
            result = FPDefaultNaN(fpcr, N);
            FPProcessException(FPExc\_InvalidOp, fpcr);
        elsif inf1 || zero2 then
            result = FPIInfinity(sign1 EOR sign2, N);
            if !inf1 then FPProcessException(FPExc\_DivideByZero, fpcr);
        elsif zero1 || inf2 then
            result = FPZero(sign1 EOR sign2, N);
        else
            result = FPRound(value1/value2, fpcr, N);

        if !zero2 then
            FPProcessDenorms(type1, type2, N, fpcr);
    return result;
```



```

// FPDot()
// =====
// Calculates single-precision result of 2-way 16-bit floating-point dot-product
// with a single rounding.
// The 'fpcr' argument supplies the FPCR control bits and 'isbfloat16'
// determines whether input operands are BFloat16 or half-precision type.
// and 'fpexc' controls the generation of floating-point exceptions.

bits(32) FPDot(bits(16) op1_a, bits(16) op1_b, bits(16) op2_a,
               bits(16) op2_b, FPCR\_Type fpcr, boolean isbfloat16)
    constant boolean fpexc = TRUE; // Generate floating-point exceptions
    return FPDot(op1_a, op1_b, op2_a, op2_b, fpcr, isbfloat16, fpexc);

bits(32) FPDot(bits(16) op1_a, bits(16) op1_b, bits(16) op2_a,
               bits(16) op2_b, FPCR\_Type fpcr_in, boolean isbfloat16, boolean fpexc)
    FPCR\_Type fpcr = fpcr_in;
    bits(32) result;
    boolean done;
    fpcr.AHP = '0'; // Ignore alternative half-precision option
    rounding = FPRoundingMode(fpcr);

    (type1_a,sign1_a,value1_a) = FPUnpackBase(op1_a, fpcr, fpexc, isbfloat16);
    (type1_b,sign1_b,value1_b) = FPUnpackBase(op1_b, fpcr, fpexc, isbfloat16);
    (type2_a,sign2_a,value2_a) = FPUnpackBase(op2_a, fpcr, fpexc, isbfloat16);
    (type2_b,sign2_b,value2_b) = FPUnpackBase(op2_b, fpcr, fpexc, isbfloat16);

    inf1_a = (type1_a == FPTYPE\_Infinity); zero1_a = (type1_a == FPTYPE\_Zero);
    inf1_b = (type1_b == FPTYPE\_Infinity); zero1_b = (type1_b == FPTYPE\_Zero);
    inf2_a = (type2_a == FPTYPE\_Infinity); zero2_a = (type2_a == FPTYPE\_Zero);
    inf2_b = (type2_b == FPTYPE\_Infinity); zero2_b = (type2_b == FPTYPE\_Zero);

    (done,result) = FPProcessNaNs4(type1_a, type1_b, type2_a, type2_b,
                                   op1_a, op1_b, op2_a, op2_b, fpcr, fpexc);

    if !done then
        // Determine sign and type products will have if it does not cause an Invalid
        // Operation.
        signPa = sign1_a EOR sign2_a;
        signPb = sign1_b EOR sign2_b;
        infPa = inf1_a || inf2_a;
        infPb = inf1_b || inf2_b;
        zeroPa = zero1_a || zero2_a;
        zeroPb = zero1_b || zero2_b;

        // Non SNaN-generated Invalid Operation cases are multiplies of zero
        // by infinity and additions of opposite-signed infinities.
        invalidop = ((inf1_a && zero2_a) || (zero1_a && inf2_a) ||
                    (inf1_b && zero2_b) || (zero1_b && inf2_b) || (infPa && infPb && signPa != signPb));

        if invalidop then
            result = FPDefaultNaN(fpcr, 32);
            if fpexc then FPProcessException(FPExc\_InvalidOp, fpcr);

        // Other cases involving infinities produce an infinity of the same sign.
        elsif (infPa && signPa == '0') || (infPb && signPb == '0') then
            result = FPInfinity('0', 32);
        elsif (infPa && signPa == '1') || (infPb && signPb == '1') then
            result = FPInfinity('1', 32);

        // Cases where the result is exactly zero and its sign is not determined by the
        // rounding mode are additions of same-signed zeros.
        elsif zeroPa && zeroPb && signPa == signPb then
            result = FPZero(signPa, 32);

        // Otherwise calculate fused sum of products and round it.
        else
            result_value = (value1_a * value2_a) + (value1_b * value2_b);
            if result_value == 0.0 then // Sign of exact zero result depends on rounding mode
                result_sign == FPRounding\_NEGINF then '1' else '0';
            result = FPZero(result_sign, 32);

```

```

        else
            result = FPRound(result_value, fpcr, rounding, fpexc, 32);

    return result;

```

Library pseudocode for shared/functions/float/fpdot/FPDotAdd

```

// FPDotAdd()
// =====
// Half-precision 2-way dot-product and add to single-precision.

bits(32) FPDotAdd(bits(32) addend, bits(16) op1_a, bits(16) op1_b,
                  bits(16) op2_a, bits(16) op2_b, FPCR\_Type fpcr)
    bits(32) prod;
    constant boolean isbfloat16 = FALSE;
    constant boolean fpexc = TRUE; // Generate floating-point exceptions
    prod = FPDot(op1_a, op1_b, op2_a, op2_b, fpcr, isbfloat16, fpexc);
    result = FPAdd(addend, prod, fpcr, fpexc);

    return result;

```

Library pseudocode for shared/functions/float/fpdot/FPDotAdd_ZA

```

// FPDotAdd_ZA()
// =====
// Half-precision 2-way dot-product and add to single-precision
// for SME ZA-targeting instructions.

bits(32) FPDotAdd_ZA(bits(32) addend, bits(16) op1_a, bits(16) op1_b,
                     bits(16) op2_a, bits(16) op2_b, FPCR\_Type fpcr_in)
    FPCR\_Type fpcr = fpcr_in;
    bits(32) prod;
    constant boolean isbfloat16 = FALSE;
    constant boolean fpexc = FALSE; // Do not generate floating-point exceptions
    fpcr.DN = '1'; // Generate default NaN values
    prod = FPDot(op1_a, op1_b, op2_a, op2_b, fpcr, isbfloat16, fpexc);
    result = FPAdd(addend, prod, fpcr, fpexc);

    return result;

```

Library pseudocode for shared/functions/float/fpexc/FPExc

```

// FPExc
// =====

enumeration FPExc {FPExc_InvalidOp, FPExc_DivideByZero, FPExc_Overflow,
                  FPExc_Underflow, FPExc_Inexact, FPExc_InputDenorm};

```

Library pseudocode for shared/functions/float/fpinfinity/FPInfinity

```

// FPInfinity()
// =====

bits(N) FPInfinity(bit sign, integer N)
    assert N IN {16,32,64};
    constant integer E = (if N == 16 then 5 elsif N == 32 then 8 else 11);
    constant integer F = N - (E + 1);
    constant bits(E) exp = Ones(E);
    constant bits(F) frac = Zeros(F);
    return sign : exp : frac;

```

Library pseudocode for shared/functions/float/fpmatmul/FPMatMulAdd

```
// FPMatMulAdd()
// =====
//
// Floating point matrix multiply and add to same precision matrix
// result[2, 2] = addend[2, 2] + (op1[2, 2] * op2[2, 2])

bits(N) FPMatMulAdd(bits(N) addend, bits(N) op1, bits(N) op2, ESize esize, FPCR\_Type fpcr)
    assert N == esize * 2 * 2;
    bits(N) result;
    bits(esize) prod0, prod1, sum;

    for i = 0 to 1
        for j = 0 to 1
            sum = Elem[addend, 2*i + j, esize];
            prod0 = FPMul(Elem[op1, 2*i + 0, esize],
                        Elem[op2, 2*j + 0, esize], fpcr);
            prod1 = FPMul(Elem[op1, 2*i + 1, esize],
                        Elem[op2, 2*j + 1, esize], fpcr);
            sum = FPAdd(sum, FPAdd(prod0, prod1, fpcr), fpcr);
            Elem[result, 2*i + j, esize] = sum;

    return result;
```

Library pseudocode for shared/functions/float/fpmatmulh/FPMatMulAddH

```
// FPMatMulAddH()
// =====
// Half-precision matrix multiply and add to single-precision matrix
// result[2, 2] = addend[2, 2] + (op1[2, 4] * op2[4, 2])

bits(N) FPMatMulAddH(bits(N) addend, bits(N) op1, bits(N) op2, FPCR\_Type fpcr)
    assert N == 128;
    constant integer M = 32;
    bits(N) result;

    constant boolean isbfloat16 = FALSE;
    for i = 0 to 1
        for j = 0 to 1
            bits(M) sum = Elem[addend, 2*i + j, M];
            array[0..1] of bits(M) prod;
            for k = 0 to 1
                constant bits(M DIV 2) elt1_a = Elem[op1, 4*i + 2*k + 0, M DIV 2];
                constant bits(M DIV 2) elt1_b = Elem[op1, 4*i + 2*k + 1, M DIV 2];
                constant bits(M DIV 2) elt2_a = Elem[op2, 4*j + 2*k + 0, M DIV 2];
                constant bits(M DIV 2) elt2_b = Elem[op2, 4*j + 2*k + 1, M DIV 2];
                prod[k] = FPDot(elt1_a, elt1_b, elt2_a, elt2_b, fpcr, isbfloat16);
            sum = FPAdd(sum, FPAdd(prod[0], prod[1], fpcr), fpcr);
            Elem[result, 2*i + j, M] = sum;

    return result;
```

Library pseudocode for shared/functions/float/fpmax/FPMax

```
// FPMax()
// =====

bits(N) FPMax(bits(N) op1, bits(N) op2, FPCR\_Type fpcr)
    constant boolean altfp = IsFeatureImplemented(FEAT_AFP) && !UsingAArch32() && fpcr.AH == '1';
    constant boolean fpexc = TRUE;
    return FPMax(op1, op2, fpcr, altfp, fpexc);

// FPMax()
// =====

bits(N) FPMax(bits(N) op1, bits(N) op2, FPCR\_Type fpcr, boolean altfp)
    constant boolean fpexc = TRUE;
    return FPMax(op1, op2, fpcr, altfp, fpexc);

// FPMax()
// =====
// Compare two inputs and return the larger value after rounding. The
// 'fpcr' argument supplies the FPCR control bits and 'altfp' determines
// if the function should use alternative floating-point behavior.

bits(N) FPMax(bits(N) op1, bits(N) op2, FPCR\_Type fpcr_in, boolean altfp, boolean fpexc)
    assert N IN {16,32,64};
    boolean done;
    bits(N) result;
    FPCR\_Type fpcr = fpcr_in;
    (type1,sign1,value1) = FPUnpack(op1, fpcr, fpexc);
    (type2,sign2,value2) = FPUnpack(op2, fpcr, fpexc);

    if altfp && type1 == FPTYPE\_Zero && type2 == FPTYPE\_Zero && sign1 != sign2 then
        // Alternate handling of zeros with differing sign
        return FPZero(sign2, N);
    elsif altfp && (type1 IN {FPTYPE\_SNaN, FPTYPE\_QNaN} || type2 IN {FPTYPE\_SNaN, FPTYPE\_QNaN}) then
        // Alternate handling of NaN inputs
        if fpexc then FPProcessException(FPExc\_InvalidOp, fpcr);
        return (if type2 == FPTYPE\_Zero then FPZero(sign2, N) else op2);

    (done,result) = FPProcessNaNs(type1, type2, op1, op2, fpcr, fpexc);
    if !done then
        FPTYPE fptype;
        bit sign;
        real value;
        if value1 > value2 then
            (fptype,sign,value) = (type1,sign1,value1);
        else
            (fptype,sign,value) = (type2,sign2,value2);
        if fptype == FPTYPE\_Infinity then
            result = FPInfinity(sign, N);
        elsif fptype == FPTYPE\_Zero then
            sign = sign1 AND sign2; // Use most positive sign
            result = FPZero(sign, N);
        else
            // The use of FPRound() covers the case where there is a trapped underflow exception
            // for a denormalized number even though the result is exact.
            rounding = FPRoundingMode(fpcr);
            if altfp then // Denormal output is not flushed to zero
                fpcr.FZ = '0';
                fpcr.FZ16 = '0';

            result = FPRound(value, fpcr, rounding, fpexc, N);
            if fpexc then FPProcessDenorms(type1, type2, N, fpcr);

    return result;
```

Library pseudocode for shared/functions/float/fpmaxnormal/FPMaxNormal

```
// FPMaxNormal()
// =====

bits(N) FPMaxNormal(bit sign, integer N)
    assert N IN {16,32,64};
    constant integer E = (if N == 16 then 5 elsif N == 32 then 8 else 11);
    constant integer F = N - (E + 1);
    exp = Ones(E-1):'0';
    frac = Ones(F);
    return sign : exp : frac;
```

Library pseudocode for shared/functions/float/fpmaxnum/FPMaxNum

```
// FPMaxNum()
// =====

bits(N) FPMaxNum(bits(N) op1, bits(N) op2, FPCR\_Type fpcr)
    constant boolean fpexc = TRUE;
    return FPMaxNum(op1, op2, fpcr, fpexc);

// FPMaxNum()
// =====

bits(N) FPMaxNum(bits(N) op1_in, bits(N) op2_in, FPCR\_Type fpcr, boolean fpexc)
    assert N IN {16,32,64};
    bits(N) op1 = op1_in;
    bits(N) op2 = op2_in;
    (type1,-,-) = FPUnpack(op1, fpcr, fpexc);
    (type2,-,-) = FPUnpack(op2, fpcr, fpexc);

    constant boolean type1_nan = type1 IN {FPTYPE\_QNaN, FPTYPE\_SNaN};
    constant boolean type2_nan = type2 IN {FPTYPE\_QNaN, FPTYPE\_SNaN};
    constant boolean altfp = IsFeatureImplemented(FEAT_AFP) && !UsingAArch32() && fpcr.AH == '1';

    if !(altfp && type1_nan && type2_nan) then
        // Treat a single quiet-NaN as -Infinity.
        if type1 == FPTYPE\_QNaN && type2 != FPTYPE\_QNaN then
            op1 = FPInfinity('1', N);
        elsif type1 != FPTYPE\_QNaN && type2 == FPTYPE\_QNaN then
            op2 = FPInfinity('1', N);

    altfmaxfmin = FALSE;    // Restrict use of FMAX/FMIN NaN propagation rules
    result = FPMAX(op1, op2, fpcr, altfmaxfmin, fpexc);

    return result;
```

Library pseudocode for shared/functions/float/fpmerge/IsMerging

```
// IsMerging()
// =====
// Returns TRUE if the output elements other than the lowest are taken from
// the destination register.

boolean IsMerging(FPCR\_Type fpcr)
    constant bit nep = (if IsFeatureImplemented(FEAT_SME) && PSTATE.SM == '1' &&
        !IsFullA64Enabled() then '0' else fpcr.NEP);
    return IsFeatureImplemented(FEAT_AFP) && !UsingAArch32() && nep == '1';
```

Library pseudocode for shared/functions/float/fpmin/FPMin

```
// FPMin()
// =====

bits(N) FPMin(bits(N) op1, bits(N) op2, FPCR\_Type fpcr)
    constant boolean altfp = IsFeatureImplemented(FEAT_AFP) && !UsingAArch32\(\) && fpcr.AH == '1';
    constant boolean fpexc = TRUE;
    return FPMin(op1, op2, fpcr, altfp, fpexc);

// FPMin()
// =====

bits(N) FPMin(bits(N) op1, bits(N) op2, FPCR\_Type fpcr, boolean altfp)
    constant boolean fpexc = TRUE;
    return FPMin(op1, op2, fpcr, altfp, fpexc);

// FPMin()
// =====
// Compare two inputs and return the smaller operand after rounding. The
// 'fpcr' argument supplies the FPCR control bits and 'altfp' determines
// if the function should use alternative floating-point behavior.

bits(N) FPMin(bits(N) op1, bits(N) op2, FPCR\_Type fpcr_in, boolean altfp, boolean fpexc)
    assert N IN {16,32,64};
    boolean done;
    bits(N) result;
    FPCR\_Type fpcr = fpcr_in;
    (type1,sign1,value1) = FPUnpack(op1, fpcr, fpexc);
    (type2,sign2,value2) = FPUnpack(op2, fpcr, fpexc);

    if altfp && type1 == FPTYPE\_Zero && type2 == FPTYPE\_Zero && sign1 != sign2 then
        // Alternate handling of zeros with differing sign
        return FPZero(sign2, N);
    elsif altfp && (type1 IN {FPTYPE\_SNaN, FPTYPE\_QNaN} || type2 IN {FPTYPE\_SNaN, FPTYPE\_QNaN}) then
        // Alternate handling of NaN inputs
        if fpexc then FPProcessException(FPExc\_InvalidOp, fpcr);
        return (if type2 == FPTYPE\_Zero then FPZero(sign2, N) else op2);

    (done,result) = FPProcessNaNs(type1, type2, op1, op2, fpcr, fpexc);
    if !done then
        FPTYPE fptype;
        bit sign;
        real value;
        FPRounding rounding;
        if value1 < value2 then
            (fptype,sign,value) = (type1,sign1,value1);
        else
            (fptype,sign,value) = (type2,sign2,value2);
        if fptype == FPTYPE\_Infinity then
            result = FPInfinity(sign, N);
        elsif fptype == FPTYPE\_Zero then
            sign = sign1 OR sign2; // Use most negative sign
            result = FPZero(sign, N);
        else
            // The use of FPRound() covers the case where there is a trapped underflow exception
            // for a denormalized number even though the result is exact.
            rounding = FPRoundingMode(fpcr);
            if altfp then // Denormal output is not flushed to zero
                fpcr.FZ = '0';
                fpcr.FZ16 = '0';

            result = FPRound(value, fpcr, rounding, fpexc, N);

        if fpexc then FPProcessDenorms(type1, type2, N, fpcr);
    return result;
```

Library pseudocode for shared/functions/float/fpminnum/FPMinNum

```
// FPMinNum()
// =====

bits(N) FPMinNum(bits(N) op1, bits(N) op2, FPCR\_Type fpcr)
    constant boolean fpexc = TRUE;
    return FPMinNum(op1, op2, fpcr, fpexc);

// FPMinNum()
// =====

bits(N) FPMinNum(bits(N) op1_in, bits(N) op2_in, FPCR\_Type fpcr, boolean fpexc)
    assert N IN {16,32,64};
    bits(N) op1 = op1_in;
    bits(N) op2 = op2_in;
    (type1,-,-) = FPUnpack(op1, fpcr, fpexc);
    (type2,-,-) = FPUnpack(op2, fpcr, fpexc);

    constant boolean type1_nan = type1 IN {FPType\_QNaN, FPType\_SNaN};
    constant boolean type2_nan = type2 IN {FPType\_QNaN, FPType\_SNaN};
    constant boolean altfp = IsFeatureImplemented(FEAT_AFP) && !UsingAArch32() && fpcr.AH == '1';

    if !(altfp && type1_nan && type2_nan) then
        // Treat a single quiet-NaN as +Infinity.
        if type1 == FPType\_QNaN && type2 != FPType\_QNaN then
            op1 = FPInfinity('0', N);
        elsif type1 != FPType\_QNaN && type2 == FPType\_QNaN then
            op2 = FPInfinity('0', N);

    altfmaxfmin = FALSE; // Restrict use of FMAX/FMIN NaN propagation rules
    result = FPMin(op1, op2, fpcr, altfmaxfmin, fpexc);

    return result;
```

Library pseudocode for shared/functions/float/fpmul/FPMul

```
// FPMul()
// =====

bits(N) FPMul(bits(N) op1, bits(N) op2, FPCR\_Type fpcr)
    assert N IN {16,32,64};
    (type1,sign1,value1) = FPUnpack(op1, fpcr);
    (type2,sign2,value2) = FPUnpack(op2, fpcr);
    (done,result) = FPProcessNaNs(type1, type2, op1, op2, fpcr);
    if !done then
        inf1 = (type1 == FPType\_Infinity);
        inf2 = (type2 == FPType\_Infinity);
        zero1 = (type1 == FPType\_Zero);
        zero2 = (type2 == FPType\_Zero);

        if (inf1 && zero2) || (zero1 && inf2) then
            result = FPDefaultNaN(fpcr, N);
            FPProcessException(FPExc_InvalidOp, fpcr);
        elsif inf1 || inf2 then
            result = FPInfinity(sign1 EOR sign2, N);
        elsif zero1 || zero2 then
            result = FPZero(sign1 EOR sign2, N);
        else
            result = FPRound(value1*value2, fpcr, N);

        FPProcessDenorms(type1, type2, N, fpcr);

    return result;
```



```

// FPMulAdd()
// =====

bits(N) FPMulAdd(bits(N) addend, bits(N) op1, bits(N) op2, FPCR\_Type fpcr)
    constant boolean fpexc = TRUE;          // Generate floating-point exceptions
    return FPMulAdd(addend, op1, op2, fpcr, fpexc);

// FPMulAdd()
// =====
//
// Calculates addend + op1*op2 with a single rounding. The 'fpcr' argument
// supplies the FPCR control bits, and 'fpexc' controls the generation of
// floating-point exceptions.

bits(N) FPMulAdd(bits(N) addend, bits(N) op1, bits(N) op2,
    FPCR\_Type fpcr, boolean fpexc)
    assert N IN {16,32,64};

    (typeA,signA,valueA) = FPUnpack(addend, fpcr, fpexc);
    (type1,sign1,value1) = FPUnpack(op1, fpcr, fpexc);
    (type2,sign2,value2) = FPUnpack(op2, fpcr, fpexc);
    rounding = FPRoundingMode(fpcr);
    inf1 = (type1 == FPTYPE\_Infinity); zero1 = (type1 == FPTYPE\_Zero);
    inf2 = (type2 == FPTYPE\_Infinity); zero2 = (type2 == FPTYPE\_Zero);

    (done,result) = FPProcessNaNs3(typeA, type1, type2, addend, op1, op2, fpcr, fpexc);

    if !(IsFeatureImplemented(FEAT_AFP) && !UsingAArch32() && fpcr.AH == '1') then
        if typeA == FPTYPE\_QNaN && ((inf1 && zero2) || (zero1 && inf2)) then
            result = FPDefaultNaN(fpcr, N);
            if fpexc then FPProcessException(FPExc\_InvalidOp, fpcr);

    if !done then
        infA = (typeA == FPTYPE\_Infinity); zeroA = (typeA == FPTYPE\_Zero);

        // Determine sign and type product will have if it does not cause an
        // Invalid Operation.
        signP = sign1 EOR sign2;
        infP = inf1 || inf2;
        zeroP = zero1 || zero2;

        // Non SNaN-generated Invalid Operation cases are multiplies of zero
        // by infinity and additions of opposite-signed infinities.
        invalidop = (inf1 && zero2) || (zero1 && inf2) || (infA && infP && signA != signP);

        if invalidop then
            result = FPDefaultNaN(fpcr, N);
            if fpexc then FPProcessException(FPExc\_InvalidOp, fpcr);
        // Other cases involving infinities produce an infinity of the same sign.
        elsif (infA && signA == '0') || (infP && signP == '0') then
            result = FPInfinity('0', N);
        elsif (infA && signA == '1') || (infP && signP == '1') then
            result = FPInfinity('1', N);

        // Cases where the result is exactly zero and its sign is not determined by the
        // rounding mode are additions of same-signed zeros.
        elsif zeroA && zeroP && signA == signP then
            result = FPZero(signA, N);

        // Otherwise calculate numerical result and round it.
        else
            result_value = valueA + (value1 * value2);
            if result_value == 0.0 then // Sign of exact zero result depends on rounding mode
                result_sign = if rounding == FPRounding\_NEGINF then '1' else '0';
                result = FPZero(result_sign, N);
            else
                result = FPRound(result_value, fpcr, rounding, fpexc, N);

    if !invalidop && fpexc then

```

```

        FPProcessDenorms3(typeA, type1, type2, N, fpcr);
    return result;

```

Library pseudocode for shared/functions/float/fpmuladd/FPMulAdd_ZA

```

// FPMulAdd_ZA()
// =====
// Calculates addend + op1*op2 with a single rounding for SME ZA-targeting
// instructions.

bits(N) FPMulAdd_ZA(bits(N) addend, bits(N) op1, bits(N) op2, FPCR\_Type fpcr_in)
    FPCR\_Type fpcr = fpcr_in;
    constant boolean fpexc = FALSE; // Do not generate floating-point exceptions
    fpcr.DN = '1'; // Generate default NaN values
    return FPMulAdd(addend, op1, op2, fpcr, fpexc);

```



```

// FPMulAddH()
// =====
// Calculates addend + op1*op2.

bits(32) FPMulAddH(bits(32) addend, bits(16) op1, bits(16) op2, FPCR\_Type fpcr)
    constant boolean fpexc = TRUE;          // Generate floating-point exceptions
    return FPMulAddH(addend, op1, op2, fpcr, fpexc);

// FPMulAddH()
// =====
// Calculates addend + op1*op2.

bits(32) FPMulAddH(bits(32) addend, bits(16) op1, bits(16) op2,
    FPCR\_Type fpcr, boolean fpexc)

    rounding = FPRoundingMode(fpcr);
    (typeA,signA,valueA) = FPUnpack(addend, fpcr, fpexc);
    (type1,sign1,value1) = FPUnpack(op1, fpcr, fpexc);
    (type2,sign2,value2) = FPUnpack(op2, fpcr, fpexc);
    inf1 = (type1 == FPType\_Infinity); zero1 = (type1 == FPType\_Zero);
    inf2 = (type2 == FPType\_Infinity); zero2 = (type2 == FPType\_Zero);

    (done,result) = FPProcessNaNs3H(typeA, type1, type2, addend, op1, op2, fpcr, fpexc);

    if !(IsFeatureImplemented(FEAT_AFP) && !UsingAArch32() && fpcr.AH == '1') then
        if typeA == FPType\_QNaN && ((inf1 && zero2) || (zero1 && inf2)) then
            result = FPDefaultNaN(fpcr, 32);
            if fpexc then FPProcessException(FPExc\_InvalidOp, fpcr);

    if !done then
        infA = (typeA == FPType\_Infinity); zeroA = (typeA == FPType\_Zero);

        // Determine sign and type product will have if it does not cause an
        // Invalid Operation.
        signP = sign1 EOR sign2;
        infP = inf1 || inf2;
        zeroP = zero1 || zero2;

        // Non SNaN-generated Invalid Operation cases are multiplies of zero by infinity and
        // additions of opposite-signed infinities.
        invalidop = (inf1 && zero2) || (zero1 && inf2) || (infA && infP && signA != signP);

        if invalidop then
            result = FPDefaultNaN(fpcr, 32);
            if fpexc then FPProcessException(FPExc\_InvalidOp, fpcr);

        // Other cases involving infinities produce an infinity of the same sign.
        elsif (infA && signA == '0') || (infP && signP == '0') then
            result = FPInfinity('0', 32);
        elsif (infA && signA == '1') || (infP && signP == '1') then
            result = FPInfinity('1', 32);

        // Cases where the result is exactly zero and its sign is not determined by the
        // rounding mode are additions of same-signed zeros.
        elsif zeroA && zeroP && signA == signP then
            result = FPZero(signA, 32);

        // Otherwise calculate numerical result and round it.
        else
            result_value = valueA + (value1 * value2);
            if result_value == 0.0 then // Sign of exact zero result depends on rounding mode
                result_sign = if rounding == FPRounding\_NEGINF then '1' else '0';
                result = FPZero(result_sign, 32);
            else
                result = FPRound(result_value, fpcr, rounding, fpexc, 32);

        if !invalidop && fpexc then
            FPProcessDenorm(typeA, 32, fpcr);

    return result;

```

Library pseudocode for shared/functions/float/fpmuladdh/FPMulAddH_ZA

```
// FPMulAddH_ZA()
// =====
// Calculates addend + op1*op2 for SME2 ZA-targeting instructions.

bits(32) FPMulAddH_ZA(bits(32) addend, bits(16) op1, bits(16) op2, FPCR\_Type fpcr_in)
FPCR\_Type fpcr = fpcr_in;
constant boolean fpexc = FALSE; // Do not generate floating-point exceptions
fpcr.DN = '1'; // Generate default NaN values
return FPMulAddH(addend, op1, op2, fpcr, fpexc);
```

Library pseudocode for shared/functions/float/fpmuladdh/FPProcessNaNs3H

```
// FPProcessNaNs3H()
// =====

(boolean, bits(32)) FPProcessNaNs3H(FPTType type1, FPTType type2, FPTType type3,
bits(32) op1, bits(16) op2, bits(16) op3,
FPCR\_Type fpcr, boolean fpexc)

bits(32) result;
FPTType type_nan;
// When TRUE, use alternative NaN propagation rules.
constant boolean altfp = IsFeatureImplemented(FEAT_AFP) && !UsingAArch32() && fpcr.AH == '1';
constant boolean op1_nan = type1 IN {FPTType\_SNaN, FPTType\_QNaN};
constant boolean op2_nan = type2 IN {FPTType\_SNaN, FPTType\_QNaN};
constant boolean op3_nan = type3 IN {FPTType\_SNaN, FPTType\_QNaN};
if altfp then
    if (type1 == FPTType\_SNaN || type2 == FPTType\_SNaN || type3 == FPTType\_SNaN) then
        type_nan = FPTType\_SNaN;
    else
        type_nan = FPTType\_QNaN;

boolean done;
if altfp && op1_nan && op2_nan && op3_nan then // <n> register NaN selected
    done = TRUE; result = FPConvertNaN(FPProcessNaN(type_nan, op2, fpcr, fpexc), 32);
elseif altfp && op2_nan && (op1_nan || op3_nan) then // <n> register NaN selected
    done = TRUE; result = FPConvertNaN(FPProcessNaN(type_nan, op2, fpcr, fpexc), 32);
elseif altfp && op3_nan && op1_nan then // <m> register NaN selected
    done = TRUE; result = FPConvertNaN(FPProcessNaN(type_nan, op3, fpcr, fpexc), 32);
elseif type1 == FPTType\_SNaN then
    done = TRUE; result = FPProcessNaN(type1, op1, fpcr, fpexc);
elseif type2 == FPTType\_SNaN then
    done = TRUE; result = FPConvertNaN(FPProcessNaN(type2, op2, fpcr, fpexc), 32);
elseif type3 == FPTType\_SNaN then
    done = TRUE; result = FPConvertNaN(FPProcessNaN(type3, op3, fpcr, fpexc), 32);
elseif type1 == FPTType\_QNaN then
    done = TRUE; result = FPProcessNaN(type1, op1, fpcr, fpexc);
elseif type2 == FPTType\_QNaN then
    done = TRUE; result = FPConvertNaN(FPProcessNaN(type2, op2, fpcr, fpexc), 32);
elseif type3 == FPTType\_QNaN then
    done = TRUE; result = FPConvertNaN(FPProcessNaN(type3, op3, fpcr, fpexc), 32);
else
    done = FALSE; result = Zeros(32); // 'Don't care' result
return (done, result);
```

Library pseudocode for shared/functions/float/fpmulx/FPMulX

```
// FPMulX()
// =====

bits(N) FPMulX(bits(N) op1, bits(N) op2, FPCR\_Type fpcr)
    assert N IN {16,32,64};
    bits(N) result;
    boolean done;
    (type1,sign1,value1) = FPUnpack(op1, fpcr);
    (type2,sign2,value2) = FPUnpack(op2, fpcr);

    (done,result) = FPProcessNaNs(type1, type2, op1, op2, fpcr);
    if !done then
        inf1 = (type1 == FPType\_Infinity);
        inf2 = (type2 == FPType\_Infinity);
        zero1 = (type1 == FPType\_Zero);
        zero2 = (type2 == FPType\_Zero);

        if (inf1 && zero2) || (zero1 && inf2) then
            result = FPTwo(sign1 EOR sign2, N);
        elsif inf1 || inf2 then
            result = FPInfinity(sign1 EOR sign2, N);
        elsif zero1 || zero2 then
            result = FPZero(sign1 EOR sign2, N);
        else
            result = FPRound(value1*value2, fpcr, N);

        FPProcessDenorms(type1, type2, N, fpcr);

    return result;
```

Library pseudocode for shared/functions/float/fpneg/FPNeg

```
// FPNeg()
// =====

bits(N) FPNeg(bits(N) op, FPCR\_Type fpcr)
    assert N IN {16,32,64};
    if !UsingAArch32() && IsFeatureImplemented(FEAT_AFP) then
        if fpcr.AH == '1' then
            (fptype, -, -) = FPUnpack(op, fpcr, FALSE);
            if fptype IN {FPType\_SNaN, FPType\_QNaN} then
                return op;
            // When fpcr.AH=1, sign of NaN has no consequence
    return NOT(op<N-1>) : op<N-2:0>;
```

Library pseudocode for shared/functions/float/fponepointfive/FPOnePointFive

```
// FPOnePointFive()
// =====

bits(N) FPOnePointFive(bit sign, integer N)
    assert N IN {16,32,64};
    constant integer E = (if N == 16 then 5 elsif N == 32 then 8 else 11);
    constant integer F = N - (E + 1);
    exp = '0':Ones(E-1);
    frac = '1':Zeros(F-1);
    result = sign : exp : frac;

    return result;
```

Library pseudocode for shared/functions/float/fpprocessdenorms/FPProcessDenorm

```
// FPProcessDenorm()
// =====
// Handles denormal input in case of single-precision or double-precision
// when using alternative floating-point mode.

FPProcessDenorm(FPType fptype, integer N, FPCR_Type fpcr)
    constant boolean altfp = IsFeatureImplemented(FEAT_AFP) && !UsingAArch32() && fpcr.AH == '1';
    if altfp && N != 16 && fptype == FPType_Denormal then
        FPProcessException(FPExc_InputDenorm, fpcr);
```

Library pseudocode for shared/functions/float/fpprocessdenorms/FPProcessDenorms

```
// FPProcessDenorms()
// =====
// Handles denormal input in case of single-precision or double-precision
// when using alternative floating-point mode.

FPProcessDenorms(FPType type1, FPType type2, integer N, FPCR_Type fpcr)
    constant boolean altfp = IsFeatureImplemented(FEAT_AFP) && !UsingAArch32() && fpcr.AH == '1';
    if altfp && N != 16 && (type1 == FPType_Denormal || type2 == FPType_Denormal) then
        FPProcessException(FPExc_InputDenorm, fpcr);
```

Library pseudocode for shared/functions/float/fpprocessdenorms/FPProcessDenorms3

```
// FPProcessDenorms3()
// =====
// Handles denormal input in case of single-precision or double-precision
// when using alternative floating-point mode.

FPProcessDenorms3(FPType type1, FPType type2, FPType type3, integer N, FPCR_Type fpcr)
    constant boolean altfp = IsFeatureImplemented(FEAT_AFP) && !UsingAArch32() && fpcr.AH == '1';
    if altfp && N != 16 && (type1 == FPType_Denormal || type2 == FPType_Denormal ||
        type3 == FPType_Denormal) then
        FPProcessException(FPExc_InputDenorm, fpcr);
```

Library pseudocode for shared/functions/float/fpprocessdenorms/FPProcessDenorms4

```
// FPProcessDenorms4()
// =====
// Handles denormal input in case of single-precision or double-precision
// when using alternative floating-point mode.

FPProcessDenorms4(FPType type1, FPType type2, FPType type3, FPType type4, integer N, FPCR_Type fpcr)
    constant boolean altfp = IsFeatureImplemented(FEAT_AFP) && !UsingAArch32() && fpcr.AH == '1';
    if altfp && N != 16 && (type1 == FPType_Denormal || type2 == FPType_Denormal ||
        type3 == FPType_Denormal || type4 == FPType_Denormal) then
        FPProcessException(FPExc_InputDenorm, fpcr);
```


Library pseudocode for shared/functions/float/fpprocessexception/FPPProcessException

```
// FPPProcessException()
// =====
//
// The 'fpcr' argument supplies FPCR control bits. Status information is
// updated directly in the FPSR where appropriate.

FPPProcessException(FPExc except, FPCR\_Type fpcr)
    integer cumul;
    // Determine the cumulative exception bit number
    case except of
        when FPExc\_InvalidOp      cumul = 0;
        when FPExc\_DivideByZero   cumul = 1;
        when FPExc\_Overflow      cumul = 2;
        when FPExc\_Underflow     cumul = 3;
        when FPExc\_Inexact       cumul = 4;
        when FPExc\_InputDenorm   cumul = 7;
    enable = cumul + 8;
    if (fpcr<enable> == '1' && (!IsFeatureImplemented(FEAT_SME) || PSTATE.SM == '0' ||
        IsFullA64Enabled())) then
        // Trapping of the exception enabled.
        // It is IMPLEMENTATION_DEFINED whether the enable bit may be set at all,
        // and if so then how exceptions and in what order that they may be
        // accumulated before calling FPTrappedException().
        bits(8) accumulated_exceptions = GetAccumulatedFPEExceptions();
        accumulated_exceptions<cumul> = '1';
        if boolean IMPLEMENTATION_DEFINED "Support trapping of floating-point exceptions" then
            if UsingAArch32() then
                AArch32.FPTrappedException(accumulated_exceptions);
            else
                is_ase = IsASEInstruction();
                AArch64.FPTrappedException(is_ase, accumulated_exceptions);
        else
            // The exceptions generated by this instruction are accumulated by the PE and
            // FPTrappedException is called later during its execution, before the next
            // instruction is executed. This field is cleared at the start of each FP instruction.
            SetAccumulatedFPEExceptions(accumulated_exceptions);
    elseif UsingAArch32() then
        // Set the cumulative exception bit
        FPCSR<cumul> = '1';
    else
        // Set the cumulative exception bit
        FPSR<cumul> = '1';
    return;
```

Library pseudocode for shared/functions/float/fpprocessnan/FPProcessNaN

```
// FPProcessNaN()
// =====

bits(N) FPProcessNaN(FPType fptype, bits(N) op, FPCR_Type fpcr)
    constant boolean fpexc = TRUE;    // Generate floating-point exceptions
    return FPProcessNaN(fptype, op, fpcr, fpexc);

// FPProcessNaN()
// =====
// Handle NaN input operands, returning the operand or default NaN value
// if fpcr.DN is selected. The 'fpcr' argument supplies the FPCR control bits.
// The 'fpexc' argument controls the generation of exceptions, regardless of
// whether 'fptype' is a signalling NaN or a quiet NaN.

bits(N) FPProcessNaN(FPType fptype, bits(N) op, FPCR_Type fpcr, boolean fpexc)
    assert N IN {16,32,64};
    assert fptype IN {FPType_QNaN, FPType_SNaN};
    integer topfrac;

    case N of
        when 16 topfrac = 9;
        when 32 topfrac = 22;
        when 64 topfrac = 51;

    result = op;
    if fptype == FPType_SNaN then
        result<topfrac> = '1';
        if fpexc then FPProcessException(FPExc_InvalidOp, fpcr);
    if fpcr.DN == '1' then // DefaultNaN requested
        result = FPDefaultNaN(fpcr, N);
    return result;
```

Library pseudocode for shared/functions/float/fpprocessnans/FPProcessNaNs

```
// FPProcessNaNs()
// =====

(boolean, bits(N)) FPProcessNaNs(FPType type1, FPType type2, bits(N) op1,
                                bits(N) op2, FPCR_Type fpcr)
    constant boolean fpexc = TRUE;    // Generate floating-point exceptions
    return FPProcessNaNs(type1, type2, op1, op2, fpcr, fpexc);

// FPProcessNaNs()
// =====
//
// The boolean part of the return value says whether a NaN has been found and
// processed. The bits(N) part is only relevant if it has and supplies the
// result of the operation.
//
// The 'fpcr' argument supplies FPCR control bits and 'altfmaxfmin' controls
// alternative floating-point behavior for FMAX, FMIN and variants. 'fpexc'
// controls the generation of floating-point exceptions. Status information
// is updated directly in the FPSR where appropriate.

(boolean, bits(N)) FPProcessNaNs(FPType type1, FPType type2, bits(N) op1, bits(N) op2,
                                FPCR_Type fpcr, boolean fpexc)

    assert N IN {16,32,64};
    boolean done;
    bits(N) result;
    constant boolean altfp      = IsFeatureImplemented(FEAT_AFP) && !UsingAArch32() && fpcr.AH == '1';
    constant boolean op1_nan    = type1 IN {FPType_SNaN, FPType_QNaN};
    constant boolean op2_nan    = type2 IN {FPType_SNaN, FPType_QNaN};
    constant boolean any_snan    = type1 == FPType_SNaN || type2 == FPType_SNaN;
    constant FPType type_nan    = if any_snan then FPType_SNaN else FPType_QNaN;

    if altfp && op1_nan && op2_nan then
        // <n> register NaN selected
        done = TRUE; result = FPProcessNaN(type_nan, op1, fpcr, fpexc);
    elsif type1 == FPType_SNaN then
        done = TRUE; result = FPProcessNaN(type1, op1, fpcr, fpexc);
    elsif type2 == FPType_SNaN then
        done = TRUE; result = FPProcessNaN(type2, op2, fpcr, fpexc);
    elsif type1 == FPType_QNaN then
        done = TRUE; result = FPProcessNaN(type1, op1, fpcr, fpexc);
    elsif type2 == FPType_QNaN then
        done = TRUE; result = FPProcessNaN(type2, op2, fpcr, fpexc);
    else
        done = FALSE; result = Zeros(N); // 'Don't care' result
    return (done, result);
```

Library pseudocode for shared/functions/float/fpprocessnans3/FPProcessNaNs3

```
// FPProcessNaNs3()
// =====

(boolean, bits(N)) FPProcessNaNs3(FPType type1, FPType type2, FPType type3,
                                   bits(N) op1, bits(N) op2, bits(N) op3,
                                   FPCR_Type fpcr)
    constant boolean fpexc = TRUE; // Generate floating-point exceptions
    return FPProcessNaNs3(type1, type2, type3, op1, op2, op3, fpcr, fpexc);

// FPProcessNaNs3()
// =====
// The boolean part of the return value says whether a NaN has been found and
// processed. The bits(N) part is only relevant if it has and supplies the
// result of the operation.
//
// The 'fpcr' argument supplies FPCR control bits and 'fpexc' controls the
// generation of floating-point exceptions. Status information is updated
// directly in the FPSR where appropriate.

(boolean, bits(N)) FPProcessNaNs3(FPType type1, FPType type2, FPType type3,
                                   bits(N) op1, bits(N) op2, bits(N) op3,
                                   FPCR_Type fpcr, boolean fpexc)

    assert N IN {16,32,64};
    bits(N) result;
    constant boolean op1_nan = type1 IN {FPType_SNaN, FPType_QNaN};
    constant boolean op2_nan = type2 IN {FPType_SNaN, FPType_QNaN};
    constant boolean op3_nan = type3 IN {FPType_SNaN, FPType_QNaN};

    constant boolean altfp = IsFeatureImplemented(FEAT_AFP) && !UsingAArch32() && fpcr.AH == '1';
    FPType type_nan;
    if altfp then
        if type1 == FPType_SNaN || type2 == FPType_SNaN || type3 == FPType_SNaN then
            type_nan = FPType_SNaN;
        else
            type_nan = FPType_QNaN;

    boolean done;
    if altfp && op1_nan && op2_nan && op3_nan then
        // <n> register NaN selected
        done = TRUE; result = FPProcessNaN(type_nan, op2, fpcr, fpexc);
    elsif altfp && op2_nan && (op1_nan || op3_nan) then
        // <n> register NaN selected
        done = TRUE; result = FPProcessNaN(type_nan, op2, fpcr, fpexc);
    elsif altfp && op3_nan && op1_nan then
        // <m> register NaN selected
        done = TRUE; result = FPProcessNaN(type_nan, op3, fpcr, fpexc);
    elsif type1 == FPType_SNaN then
        done = TRUE; result = FPProcessNaN(type1, op1, fpcr, fpexc);
    elsif type2 == FPType_SNaN then
        done = TRUE; result = FPProcessNaN(type2, op2, fpcr, fpexc);
    elsif type3 == FPType_SNaN then
        done = TRUE; result = FPProcessNaN(type3, op3, fpcr, fpexc);
    elsif type1 == FPType_QNaN then
        done = TRUE; result = FPProcessNaN(type1, op1, fpcr, fpexc);
    elsif type2 == FPType_QNaN then
        done = TRUE; result = FPProcessNaN(type2, op2, fpcr, fpexc);
    elsif type3 == FPType_QNaN then
        done = TRUE; result = FPProcessNaN(type3, op3, fpcr, fpexc);
    else
        done = FALSE; result = Zeros(N); // 'Don't care' result
    return (done, result);
```

Library pseudocode for shared/functions/float/fpprocessnans4/FPProcessNaNs4

```
// FPProcessNaNs4()
// =====
// The boolean part of the return value says whether a NaN has been found and
// processed. The bits(N) part is only relevant if it has and supplies the
// result of the operation.
//
// The 'fpcr' argument supplies FPCR control bits.
// Status information is updated directly in the FPSR where appropriate.
// The 'fpexc' controls the generation of floating-point exceptions.

(boolean, bits(32)) FPProcessNaNs4(FPTYPE type1, FPTYPE type2, FPTYPE type3, FPTYPE type4,
                                   bits(16) op1, bits(16) op2, bits(16) op3,
                                   bits(16) op4, FPCR\_Type fpcr, boolean fpexc)

bits(32) result;
boolean done;
// The FPCR.AH control does not affect these checks
if type1 == FPTYPE\_SNaN then
    done = TRUE; result = FPConvertNaN(FPProcessNaN(type1, op1, fpcr, fpexc), 32);
elseif type2 == FPTYPE\_SNaN then
    done = TRUE; result = FPConvertNaN(FPProcessNaN(type2, op2, fpcr, fpexc), 32);
elseif type3 == FPTYPE\_SNaN then
    done = TRUE; result = FPConvertNaN(FPProcessNaN(type3, op3, fpcr, fpexc), 32);
elseif type4 == FPTYPE\_SNaN then
    done = TRUE; result = FPConvertNaN(FPProcessNaN(type4, op4, fpcr, fpexc), 32);
elseif type1 == FPTYPE\_QNaN then
    done = TRUE; result = FPConvertNaN(FPProcessNaN(type1, op1, fpcr, fpexc), 32);
elseif type2 == FPTYPE\_QNaN then
    done = TRUE; result = FPConvertNaN(FPProcessNaN(type2, op2, fpcr, fpexc), 32);
elseif type3 == FPTYPE\_QNaN then
    done = TRUE; result = FPConvertNaN(FPProcessNaN(type3, op3, fpcr, fpexc), 32);
elseif type4 == FPTYPE\_QNaN then
    done = TRUE; result = FPConvertNaN(FPProcessNaN(type4, op4, fpcr, fpexc), 32);
else
    done = FALSE; result = Zeros(32); // 'Don't care' result

return (done, result);
```



```

// FPrecipEstimate()
// =====

bits(N) FPrecipEstimate(bits(N) operand, FPCR\_Type fpcr_in)
    assert N IN {16,32,64};
    FPCR\_Type fpcr = fpcr_in;
    bits(N) result;
    boolean overflow_to_inf;
    // When using alternative floating-point behavior, do not generate
    // floating-point exceptions, flush denormal input and output to zero,
    // and use RNE rounding mode.
    constant boolean altfp = IsFeatureImplemented(FEAT_AFP) && !UsingAArch32() && fpcr.AH == '1';
    constant boolean fpexc = !altfp;
    if altfp then fpcr.<FIZ,FZ> = '11';
    if altfp then fpcr.RMode = '00';

    (fptype,sign,value) = FPUnpack(operand, fpcr, fpexc);

    constant FPRounding rounding = FPRoundingMode(fpcr);
    if fptype == FPTType\_SNaN || fptype == FPTType\_QNaN then
        result = FPProcessNaN(fptype, operand, fpcr, fpexc);
    elseif fptype == FPTType\_Infinity then
        result = FPZero(sign, N);
    elseif fptype == FPTType\_Zero then
        result = FPInfinity(sign, N);
        if fpexc then FPProcessException(FPExc\_DivideByZero, fpcr);
    elseif (
        (N == 16 && Abs(value) < 2.0^-16) ||
        (N == 32 && Abs(value) < 2.0^-128) ||
        (N == 64 && Abs(value) < 2.0^-1024)
    ) then
        case rounding of
            when FPRounding\_TIEEVEN
                overflow_to_inf = TRUE;
            when FPRounding\_POSINF
                overflow_to_inf = (sign == '0');
            when FPRounding\_NEGINF
                overflow_to_inf = (sign == '1');
            when FPRounding\_ZERO
                overflow_to_inf = FALSE;
        result = if overflow_to_inf then FPInfinity(sign, N) else FPMMaxNormal(sign, N);
        if fpexc then
            FPProcessException(FPExc\_Overflow, fpcr);
            FPProcessException(FPExc\_Inexact, fpcr);
    elseif ((fpcr.FZ == '1' && N != 16) || (fpcr.FZ16 == '1' && N == 16))
        && (
            (N == 16 && Abs(value) >= 2.0^14) ||
            (N == 32 && Abs(value) >= 2.0^126) ||
            (N == 64 && Abs(value) >= 2.0^1022)
        ) then
        // Result flushed to zero of correct sign
        result = FPZero(sign, N);

        // Flush-to-zero never generates a trapped exception.
        if UsingAArch32() then
            FPSCR.UFC = '1';
        else
            if fpexc then FPSCR.UFC = '1';
    else
        // Scale to a fixed point value in the range 0.5 <= x < 1.0 in steps of 1/512, and
        // calculate result exponent. Scaled value has copied sign bit,
        // exponent = 1022 = double-precision biased version of -1,
        // fraction = original fraction
        bits(52) fraction;
        integer exp;
        case N of
            when 16
                fraction = operand<9:0> : Zeros(42);
                exp = UInt(operand<14:10>);
            when 32

```

```

        fraction = operand<22:0> : Zeros(29);
        exp = UInt(operand<30:23>);
    when 64
        fraction = operand<51:0>;
        exp = UInt(operand<62:52>);

    if exp == 0 then
        if fraction<51> == '0' then
            exp = -1;
            fraction = fraction<49:0>:'00';
        else
            fraction = fraction<50:0>:'0';

    integer scaled;
    constant boolean increasedprecision = N==32 && IsFeatureImplemented(FEAT_RPRES) && altfp;

    if !increasedprecision then
        scaled = UInt('1':fraction<51:44>);
    else
        scaled = UInt('1':fraction<51:41>);

    integer result_exp;
    case N of
        when 16 result_exp = 29 - exp; // In range 29-30 = -1 to 29+1 = 30
        when 32 result_exp = 253 - exp; // In range 253-254 = -1 to 253+1 = 254
        when 64 result_exp = 2045 - exp; // In range 2045-2046 = -1 to 2045+1 = 2046

    // Scaled is in range 256 .. 511 or 2048 .. 4095 range representing a
    // fixed-point number in range [0.5 .. 1.0].
    estimate = RecipEstimate(scaled, increasedprecision);

    // Estimate is in the range 256 .. 511 or 4096 .. 8191 representing a
    // fixed-point result in the range [1.0 .. 2.0].
    // Convert to scaled floating point result with copied sign bit,
    // high-order bits from estimate, and exponent calculated above.
    if !increasedprecision then
        fraction = estimate<7:0> : Zeros(44);
    else
        fraction = estimate<11:0> : Zeros(40);

    if result_exp == 0 then
        fraction = '1' : fraction<51:1>;
    elsif result_exp == -1 then
        fraction = '01' : fraction<51:2>;
        result_exp = 0;

    case N of
        when 16 result = sign : result_exp<N-12:0> : fraction<51:42>;
        when 32 result = sign : result_exp<N-25:0> : fraction<51:29>;
        when 64 result = sign : result_exp<N-54:0> : fraction<51:0>;

    return result;

```


Library pseudocode for shared/functions/float/fpreciestimate/RecipEstimate

```
// RecipEstimate()
// =====
// Compute estimate of reciprocal of 9-bit fixed-point number.
//
// a is in range 256 .. 511 or 2048 .. 4096 representing a number in
// the range 0.5 <= x < 1.0.
// increasedprecision determines if the mantissa is 8-bit or 12-bit.
// result is in the range 256 .. 511 or 4096 .. 8191 representing a
// number in the range 1.0 to 511/256 or 1.00 to 8191/4096.

integer RecipEstimate(integer a_in, boolean increasedprecision)
    integer a = a_in;
    integer r;
    if !increasedprecision then
        assert 256 <= a && a < 512;
        a = a*2+1; // Round to nearest
        constant integer b = (2 ^ 19) DIV a;
        r = (b+1) DIV 2; // Round to nearest
        assert 256 <= r && r < 512;
    else
        assert 2048 <= a && a < 4096;
        a = a*2+1; // Round to nearest
        constant real real_val = Real(2^25)/Real(a);
        r = RoundDown(real_val);
        constant real error = real_val - Real(r);
        constant boolean round_up = error > 0.5; // Error cannot be exactly 0.5 so do not
                                                // need tie case
        if round_up then r = r+1;
        assert 4096 <= r && r < 8192;
    return r;
```

Library pseudocode for shared/functions/float/fprecpX/FPRecpX

```
// FPRecpX()
// =====

bits(N) FPRecpX(bits(N) op, FPCR\_Type fpcr_in)
    assert N IN {16,32,64};
    FPCR\_Type fpcr = fpcr_in;
    constant boolean isbfloat16 = FALSE;
    constant (F, -) = FPBits(N, isbfloat16);
    constant E = (N - F) - 1;
    bits(N) result;
    bits(E) exp;
    bits(E) max_exp;
    constant bits(F) frac = Zeros(F);

    constant boolean altfp = IsFeatureImplemented(FEAT_AFP) && fpcr.AH == '1';
    constant boolean fpexc = !altfp; // Generate no floating-point exceptions
    if altfp then fpcr.<FIZ,FZ> = '11'; // Flush denormal input and output to zero
    (fptype,sign,value) = FPUnpack(op, fpcr, fpexc);
    exp = op<F+:E>;
    max_exp = Ones(E) - 1;

    if fptype == FType\_SNaN || fptype == FType\_QNaN then
        result = FPProcessNaN(fptype, op, fpcr, fpexc);
    else
        if IsZero(exp) then // Zero and denormals
            result = ZeroExtend(sign:max_exp:frac, N);
        else // Infinities and normals
            result = ZeroExtend(sign:NOT(exp):frac, N);

    return result;
```

Library pseudocode for shared/functions/float/fpround/FPRound

```
// FPRound()
// =====
// Generic conversion from precise, unbounded real data type to IEEE format.

bits(N) FPRound(real op, FPCR\_Type fpcr, integer N)
    return FPRound(op, fpcr, FPRoundingMode(fpcr), N);

// FPRound()
// =====
// For directed FP conversion, includes an explicit 'rounding' argument.

bits(N) FPRound(real op, FPCR\_Type fpcr_in, FPRounding rounding, integer N)
    constant boolean fpexc = TRUE;    // Generate floating-point exceptions
    return FPRound(op, fpcr_in, rounding, fpexc, N);

// FPRound()
// =====
// For AltFP, includes an explicit FPEXC argument to disable exception
// generation and switches off Arm alternate half-precision mode.

bits(N) FPRound(real op, FPCR\_Type fpcr_in, FPRounding rounding, boolean fpexc, integer N)
    FPCR\_Type fpcr = fpcr_in;
    fpcr.AHP = '0';
    constant boolean isbfloat16 = FALSE;
    return FPRoundBase(op, fpcr, rounding, isbfloat16, fpexc, N);
```



```

// FPRoundBase()
// =====
// For BFloat16, includes an explicit 'isbfloat16' argument.

bits(N) FPRoundBase(real op, FPCR\_Type fpcr, FPRounding rounding, boolean isbfloat16, integer N)
    constant boolean fpexc = TRUE; // Generate floating-point exceptions
    return FPRoundBase(op, fpcr, rounding, isbfloat16, fpexc, N);

// FPRoundBase()
// =====
// For FP8 multiply-accumulate, dot product, and outer product instructions, includes
// an explicit saturation overflow argument.

bits(N) FPRoundBase(real op, FPCR\_Type fpcr, FPRounding rounding, boolean isbfloat16,
    boolean fpexc, integer N)
    constant boolean satoflo = FALSE;
    return FPRoundBase(op, fpcr, rounding, isbfloat16, fpexc, satoflo, N);

// FPRoundBase()
// =====
// Convert a real number 'op' into an N-bit floating-point value using the
// supplied rounding mode 'rounding'.
//
// The 'fpcr' argument supplies FPCR control bits and 'fpexc' controls the
// generation of floating-point exceptions. Status information is updated
// directly in the FPSR where appropriate. The 'satoflo' argument
// controls whether overflow generates Infinity or MaxNorm for 8-bit floating-point
// data processing instructions.

bits(N) FPRoundBase(real op, FPCR\_Type fpcr, FPRounding rounding, boolean isbfloat16,
    boolean fpexc, boolean satoflo, integer N)

    assert N IN {16,32,64};
    assert op != 0.0;
    assert rounding != FPRounding\_TIEAWAY;
    bits(N) result;

    // Obtain format parameters - minimum exponent, numbers of exponent and fraction bits.
    constant (F, minimum_exp) = FPBits(N, isbfloat16);
    constant zeros = if N == 32 && isbfloat16 then 16 else 0;
    constant E = N - (F + 1 + zeros);
    // Split value into sign, unrounded mantissa and exponent.
    bit sign;
    integer exponent;
    real mantissa;
    if op < 0.0 then
        sign = '1'; mantissa = -op;
    else
        sign = '0'; mantissa = op;
    (mantissa, exponent) = NormalizeReal(mantissa);

    // When TRUE, detection of underflow occurs after rounding and the test for a
    // denormalized number for single and double precision values occurs after rounding.
    altfp = IsFeatureImplemented(FEAT_AFP) && !UsingAArch32() && fpcr.AH == '1';

    // Deal with flush-to-zero before rounding if FPCR.AH != '1'.
    if (!altfp && ((fpcr.FZ == '1' && N != 16) || (fpcr.FZ16 == '1' && N == 16)) &&
        exponent < minimum_exp) then
        // Flush-to-zero never generates a trapped exception.
        if UsingAArch32() then
            FPSCR.UFC = '1';
        else
            if fpexc then FPSR.UFC = '1';
        return FPZero(sign, N);

    biased_exp_unconstrained = (exponent - minimum_exp) + 1;
    int_mant_unconstrained = RoundDown(mantissa * 2.0^F);
    error_unconstrained = mantissa * 2.0^F - Real(int_mant_unconstrained);

    // Start creating the exponent value for the result. Start by biasing the actual exponent

```

```

// so that the minimum exponent becomes 1, lower values 0 (indicating possible underflow).
biased_exp = Max((exponent - minimum_exp) + 1, 0);
if biased_exp == 0 then mantissa = mantissa / 2.0^(minimum_exp - exponent);

// Get the unrounded mantissa as an integer, and the "units in last place" rounding error.
int_mant = RoundDown(mantissa * 2.0^F); // < 2.0^F if biased_exp == 0, >= 2.0^F if not
error = mantissa * 2.0^F - Real(int_mant);

// Underflow occurs if exponent is too small before rounding, and result is inexact or
// the Underflow exception is trapped. This applies before rounding if FPCR.AH != '1'.
constant boolean trapped_UF = fpcr.UFE == '1' && (!InStreamingMode() || IsFullA64Enabled());
if !altfp && biased_exp == 0 && (error != 0.0 || trapped_UF) then
    if fpexc then FPProcessException(FPExc Underflow, fpcr);

// Round result according to rounding mode.
boolean round_up_unconstrained;
boolean round_up;
boolean overflow_to_inf;
if altfp then

    case rounding of
        when FPRounding TIEVEN
            round_up_unconstrained = (error_unconstrained > 0.5 ||
                (error_unconstrained == 0.5 && int_mant_unconstrained<0> == '1'));
            round_up = (error > 0.5 || (error == 0.5 && int_mant<0> == '1'));
            overflow_to_inf = !satoflo;
        when FPRounding POSINF
            round_up_unconstrained = (error_unconstrained != 0.0 && sign == '0');
            round_up = (error != 0.0 && sign == '0');
            overflow_to_inf = (sign == '0');
        when FPRounding NEGINF
            round_up_unconstrained = (error_unconstrained != 0.0 && sign == '1');
            round_up = (error != 0.0 && sign == '1');
            overflow_to_inf = (sign == '1');
        when FPRounding ZERO, FPRounding ODD
            round_up_unconstrained = FALSE;
            round_up = FALSE;
            overflow_to_inf = FALSE;

    if round_up_unconstrained then
        int_mant_unconstrained = int_mant_unconstrained + 1;
        if int_mant_unconstrained == 2^(F+1) then // Rounded up to next exponent
            biased_exp_unconstrained = biased_exp_unconstrained + 1;
            int_mant_unconstrained = int_mant_unconstrained DIV 2;

// Deal with flush-to-zero and underflow after rounding if FPCR.AH == '1'.
if biased_exp_unconstrained < 1 && int_mant_unconstrained != 0 then
    // the result of unconstrained rounding is less than the minimum normalized number
    if (fpcr.FZ == '1' && N != 16) || (fpcr.FZ16 == '1' && N == 16) then // Flush-to-zero
        if fpexc then
            FPSR.UFC = '1';
            FPProcessException(FPExc Inexact, fpcr);
            return FPZero(sign, N);
        elsif error != 0.0 || trapped_UF then
            if fpexc then FPProcessException(FPExc Underflow, fpcr);
else // altfp == FALSE
    case rounding of
        when FPRounding TIEVEN
            round_up = (error > 0.5 || (error == 0.5 && int_mant<0> == '1'));
            overflow_to_inf = !satoflo;
        when FPRounding POSINF
            round_up = (error != 0.0 && sign == '0');
            overflow_to_inf = (sign == '0');
        when FPRounding NEGINF
            round_up = (error != 0.0 && sign == '1');
            overflow_to_inf = (sign == '1');
        when FPRounding ZERO, FPRounding ODD
            round_up = FALSE;
            overflow_to_inf = FALSE;

```

```

if round_up then
    int_mant = int_mant + 1;
    if int_mant == 2^F then          // Rounded up from denormalized to normalized
        biased_exp = 1;
    if int_mant == 2^(F+1) then      // Rounded up to next exponent
        biased_exp = biased_exp + 1;
        int_mant = int_mant DIV 2;

// Handle rounding to odd
if error != 0.0 && rounding == FPRounding\_ODD && int_mant<0> == '0' then
    int_mant = int_mant + 1;

// Deal with overflow and generate result.
if N != 16 || fpcr.AHP == '0' then // Single, double or IEEE half precision
    if biased_exp >= 2^E - 1 then
        result = if overflow_to_inf then FPInfinity(sign, N) else FPMMaxNormal(sign, N);
        if fpexc then FPProcessException(FPExc\_Overflow, fpcr);
        error = 1.0; // Ensure that an Inexact exception occurs
    else
        result = sign : biased_exp<E-1:0> : int_mant<F-1:0> : Zeros(N-(E+F+1));
else
    // Alternative half precision
    if biased_exp >= 2^E then
        result = sign : Ones(N-1);
        if fpexc then FPProcessException(FPExc\_InvalidOp, fpcr);
        error = 0.0; // Ensure that an Inexact exception does not occur
    else
        result = sign : biased_exp<E-1:0> : int_mant<F-1:0> : Zeros(N-(E+F+1));

// Deal with Inexact exception.
if error != 0.0 then
    if fpexc then FPProcessException(FPExc\_Inexact, fpcr);

return result;

```

Library pseudocode for shared/functions/float/fpround/FPRoundCV

```

// FPRoundCV()
// =====
// Used for FP to FP conversion instructions.
// For half-precision data ignores FZ16 and observes AHP.

bits(N) FPRoundCV(real op, FPCR\_Type fpcr_in, FPRounding rounding, integer N)
    FPCR\_Type fpcr = fpcr_in;
    fpcr.FZ16 = '0';
    constant boolean fpexc = TRUE; // Generate floating-point exceptions
    constant boolean isbfloat16 = FALSE;
    return FPRoundBase(op, fpcr, rounding, isbfloat16, fpexc, N);

```

Library pseudocode for shared/functions/float/fpround/FPRound_FP8

```

// FPRound_FP8()
// =====
// Used by FP8 multiply-accumulate, dot product, and outer product instructions
// which observe FPMR.OSM.

bits(N) FPRound_FP8(real op, FPCR\_Type fpcr_in, FPRounding rounding,
    boolean satoflo, integer N)
    FPCR\_Type fpcr = fpcr_in;
    fpcr.AHP = '0';
    constant boolean fpexc = FALSE;
    constant boolean isbfloat16 = FALSE;
    return FPRoundBase(op, fpcr, rounding, isbfloat16, fpexc, satoflo, N);

```

Library pseudocode for shared/functions/float/fprounding/FPRounding

```
// FPRounding
// =====
// The conversion and rounding functions take an explicit
// rounding mode enumeration instead of booleans or FPCR values.

enumeration FPRounding {FPRounding_TIEEVEN, FPRounding_POSINF,
                        FPRounding_NEGINF,  FPRounding_ZERO,
                        FPRounding_TIEAWAY, FPRounding_ODD};
```

Library pseudocode for shared/functions/float/fproundingmode/FPRoundingMode

```
// FPRoundingMode()
// =====
// Return the current floating-point rounding mode.

FPRounding FPRoundingMode(FPCR\_Type fpcr)
    return FPDecodeRounding(fpcr.RMode);
```

Library pseudocode for shared/functions/float/fproundint/FPRoundInt

```
// FPRoundInt()
// =====

// Round op to nearest integral floating point value using rounding mode in FPCR/FPSCR.
// If EXACT is TRUE, set FPSR.IXC if result is not numerically equal to op.

bits(N) FPRoundInt(bits(N) op, FPCR\_Type fpcr, FPRounding rounding, boolean exact)
    assert rounding != FPRounding\_ODD;
    assert N IN {16,32,64};

    // When alternative floating-point support is TRUE, do not generate
    // Input Denormal floating-point exceptions.
    altfp = IsFeatureImplemented(FEAT_AFP) && !UsingAArch32() && fpcr.AH == '1';
    fpexc = !altfp;

    // Unpack using FPCR to determine if subnormals are flushed-to-zero.
    (fptype,sign,value) = FPUnpack(op, fpcr, fpexc);

    bits(N) result;
    if fptype == FPTType\_SNaN || fptype == FPTType\_QNaN then
        result = FPProcessNaN(fptype, op, fpcr);
    elsif fptype == FPTType\_Infinity then
        result = FPInfinity(sign, N);
    elsif fptype == FPTType\_Zero then
        result = FPZero(sign, N);
    else
        // Extract integer component.
        int_result = RoundDown(value);
        error = value - Real(int_result);

        // Determine whether supplied rounding mode requires an increment.
        boolean round_up;
        case rounding of
            when FPRounding\_TIEEVEN
                round_up = (error > 0.5 || (error == 0.5 && int_result<0> == '1'));
            when FPRounding\_POSINF
                round_up = (error != 0.0);
            when FPRounding\_NEGINF
                round_up = FALSE;
            when FPRounding\_ZERO
                round_up = (error != 0.0 && int_result < 0);
            when FPRounding\_TIEAWAY
                round_up = (error > 0.5 || (error == 0.5 && int_result >= 0));

        if round_up then int_result = int_result + 1;

        // Convert integer value into an equivalent real value.
        real_result = Real(int_result);

        // Re-encode as a floating-point value, result is always exact.
        if real_result == 0.0 then
            result = FPZero(sign, N);
        else
            result = FPRound(real_result, fpcr, FPRounding\_ZERO, N);

        // Generate inexact exceptions.
        if error != 0.0 && exact then
            FPProcessException(FPExc\_Inexact, fpcr);

    return result;
```



```

// FPRoundIntN()
// =====

bits(N) FPRoundIntN(bits(N) op, FPCR\_Type fpcr, FPRounding rounding, integer intsize)
    assert rounding != FPRounding\_ODD;
    assert N IN {32,64};
    assert intsize IN {32, 64};
    integer exp;
    bits(N) result;
    boolean round_up;
    constant integer E = (if N == 32 then 8 else 11);
    constant integer F = N - (E + 1);

    // When alternative floating-point support is TRUE, do not generate
    // Input Denormal floating-point exceptions.
    altftp = IsFeatureImplemented(FEAT_AFP) && !UsingAArch32() && fpcr.AH == '1';
    fpexc = !altftp;

    // Unpack using FPCR to determine if subnormals are flushed-to-zero.
    (fptype,sign,value) = FPUnpack(op, fpcr, fpexc);

    if fptype IN {FPTType\_SNaN, FPType\_QNaN, FPTType\_Infinity} then
        if N == 32 then
            exp = 126 + intsize;
            result = '1':exp<(E-1):0>:Zeros(F);
        else
            exp = 1022+intsize;
            result = '1':exp<(E-1):0>:Zeros(F);
            FPProcessException(FPExc\_InvalidOp, fpcr);
    elseif fptype == FPTType\_Zero then
        result = FPZero(sign, N);
    else
        // Extract integer component.
        int_result = RoundDown(value);
        error = value - Real(int_result);

        // Determine whether supplied rounding mode requires an increment.
        case rounding of
            when FPRounding\_TIEEVEN
                round_up = error > 0.5 || (error == 0.5 && int_result<0> == '1');
            when FPRounding\_POSINF
                round_up = error != 0.0;
            when FPRounding\_NEGINF
                round_up = FALSE;
            when FPRounding\_ZERO
                round_up = error != 0.0 && int_result < 0;
            when FPRounding\_TIEAWAY
                round_up = error > 0.5 || (error == 0.5 && int_result >= 0);

        if round_up then int_result = int_result + 1;
        overflow = int_result > 2^(intsize-1)-1 || int_result < -1*2^(intsize-1);

        if overflow then
            if N == 32 then
                exp = 126 + intsize;
                result = '1':exp<(E-1):0>:Zeros(F);
            else
                exp = 1022 + intsize;
                result = '1':exp<(E-1):0>:Zeros(F);
                FPProcessException(FPExc\_InvalidOp, fpcr);
                // This case shouldn't set Inexact.
                error = 0.0;

        else
            // Convert integer value into an equivalent real value.
            real_result = Real(int_result);

            // Re-encode as a floating-point value, result is always exact.
            if real_result == 0.0 then
                result = FPZero(sign, N);

```

```
        else
            result = FPRound(real_result, fpcr, FPRounding\_ZERO, N);

// Generate inexact exceptions.
if error != 0.0 then
    FPProcessException(FPExc\_Inexact, fpcr);

return result;
```



```

// FPRSqrtEstimate()
// =====

bits(N) FPRSqrtEstimate(bits(N) operand, FPCR\_Type fpcr_in)
    assert N IN {16,32,64};
    FPCR\_Type fpcr = fpcr_in;

    // When using alternative floating-point behavior, do not generate
    // floating-point exceptions and flush denormal input to zero.
    constant boolean altfp = IsFeatureImplemented(FEAT_AFP) && !UsingAArch32() && fpcr.AH == '1';
    constant boolean fpexc = !altfp;
    if altfp then fpcr.<FIZ,FZ> = '11';

    (fptype,sign,value) = FPUnpack(operand, fpcr, fpexc);

    bits(N) result;
    if fptype == FPTType\_SNaN || fptype == FPTType\_QNaN then
        result = FPProcessNaN(fptype, operand, fpcr, fpexc);
    elseif fptype == FPTType\_Zero then
        result = FPInfinity(sign, N);
        if fpexc then FPProcessException(FPExc\_DivideByZero, fpcr);
    elseif sign == '1' then
        result = FPDefaultNaN(fpcr, N);
        if fpexc then FPProcessException(FPExc\_InvalidOp, fpcr);
    elseif fptype == FPTType\_Infinity then
        result = FPZero('0', N);
    else
        // Scale to a fixed-point value in the range 0.25 <= x < 1.0 in steps of 512, with the
        // evenness or oddness of the exponent unchanged, and calculate result exponent.
        // Scaled value has copied sign bit, exponent = 1022 or 1021 = double-precision
        // biased version of -1 or -2, fraction = original fraction extended with zeros.

        bits(52) fraction;
        integer exp;
        case N of
            when 16
                fraction = operand<9:0> : Zeros(42);
                exp = UInt(operand<14:10>);
            when 32
                fraction = operand<22:0> : Zeros(29);
                exp = UInt(operand<30:23>);
            when 64
                fraction = operand<51:0>;
                exp = UInt(operand<62:52>);

        if exp == 0 then
            while fraction<51> == '0' do
                fraction = fraction<50:0> : '0';
                exp = exp - 1;
            fraction = fraction<50:0> : '0';

        integer scaled;
        constant boolean increasedprecision = N==32 && IsFeatureImplemented(FEAT_RPRES) && altfp;

        if !increasedprecision then
            if exp<0> == '0' then
                scaled = UInt('1':fraction<51:44>);
            else
                scaled = UInt('01':fraction<51:45>);
        else
            if exp<0> == '0' then
                scaled = UInt('1':fraction<51:41>);
            else
                scaled = UInt('01':fraction<51:42>);

        integer result_exp;
        case N of
            when 16 result_exp = ( 44 - exp) DIV 2;
            when 32 result_exp = ( 380 - exp) DIV 2;
            when 64 result_exp = (3068 - exp) DIV 2;

```

```

estimate = RecipSqrtEstimate(scaled, increasedprecision);

// Estimate is in the range 256 .. 511 or 4096 .. 8191 representing a
// fixed-point result in the range [1.0 .. 2.0].
// Convert to scaled floating point result with copied sign bit and high-order
// fraction bits, and exponent calculated above.
case N of
  when 16 result = '0' : result_exp<N-12:0> : estimate<7:0>:Zeros(2);
  when 32
    if !increasedprecision then
      result = '0' : result_exp<N-25:0> : estimate<7:0>:Zeros(15);
    else
      result = '0' : result_exp<N-25:0> : estimate<11:0>:Zeros(11);
  when 64 result = '0' : result_exp<N-54:0> : estimate<7:0>:Zeros(44);

return result;

```

Library pseudocode for shared/functions/float/fpsqrtestimate/RecipSqrtEstimate

```
// RecipSqrtEstimate()
// =====
// Compute estimate of reciprocal square root of 9-bit fixed-point number.
//
// a_in is in range 128 .. 511 or 1024 .. 4095, with increased precision,
// representing a number in the range 0.25 <= x < 1.0.
// increasedprecision determines if the mantissa is 8-bit or 12-bit.
// result is in the range 256 .. 511 or 4096 .. 8191, with increased precision,
// representing a number in the range 1.0 to 511/256 or 8191/4096.

integer RecipSqrtEstimate(integer a_in, boolean increasedprecision)
    integer a = a_in;
    integer r;
    if !increasedprecision then
        assert 128 <= a && a < 512;
        if a < 256 then // 0.25 .. 0.5
            a = a*2+1; // a in units of 1/512 rounded to nearest
        else // 0.5 .. 1.0
            a = (a >> 1) << 1; // Discard bottom bit
            a = (a+1)*2; // a in units of 1/256 rounded to nearest
        integer b = 512;
        while a*(b+1)*(b+1) < 2^28 do
            b = b+1;
        // b = largest b such that b < 2^14 / sqrt(a)
        r = (b+1) DIV 2; // Round to nearest
        assert 256 <= r && r < 512;
    else
        assert 1024 <= a && a < 4096;
        real real_val;
        real error;
        integer int_val;

        if a < 2048 then // 0.25... 0.5
            a = a*2 + 1; // Take 10 bits of fraction and force a 1 at the bottom
            real_val = Real(a)/2.0;
        else // 0.5..1.0
            a = (a >> 1) << 1; // Discard bottom bit
            a = a+1; // Take 10 bits of fraction and force a 1 at the bottom
            real_val = Real(a);
        // This number will lie in the range of 32 to 64
        // Round to nearest even for a DP float number
        (real_val, -) = SqrtRoundDown(real_val, 54);
        real_val = real_val * Real(2^47); // The integer is the size of the whole DP mantissa
        int_val = RoundDown(real_val); // Calculate rounding value
        error = real_val - Real(int_val);
        round_up = error > 0.5; // Error cannot be exactly 0.5 so do not need tie case
        if round_up then int_val = int_val+1;

        real_val = Real(2^65)/Real(int_val); // Lies in the range 4096 <= real_val < 8192
        int_val = RoundDown(real_val); // Round that (to nearest even) to give integer
        error = real_val - Real(int_val);
        round_up = (error > 0.5 || (error == 0.5 && int_val<0> == '1'));
        if round_up then int_val = int_val+1;

        r = int_val;
        assert 4096 <= r && r < 8192;
    return r;
```

Library pseudocode for shared/functions/float/fpsqrt/FPSqrt

```
// FPSqrt()
// =====

bits(N) FPSqrt(bits(N) op, FPCR\_Type fpcr)
    assert N IN {16,32,64};
    (fptype,sign,value) = FPUnpack(op, fpcr);

    bits(N) result;
    if fptype == FPTYPE\_SNaN || fptype == FPTYPE\_QNaN then
        result = FPProcessNaN(fptype, op, fpcr);
    elsif fptype == FPTYPE\_Zero then
        result = FPZero(sign, N);
    elsif fptype == FPTYPE\_Infinity && sign == '0' then
        result = FPInfinity(sign, N);
    elsif sign == '1' then
        result = FPDefaultNaN(fpcr, N);
        FPProcessException(FPExc\_InvalidOp, fpcr);
    else
        integer prec;
        boolean inexact;
        if N == 16 then
            prec = 12; // 10 fraction bit + 2
        elsif N == 32 then
            prec = 25; // 23 fraction bits + 2
        else // N == 64
            prec = 54; // 52 fraction bits + 2
        (value, inexact) = SqrtRoundDown(value, prec);
        result = FPRound(value, fpcr, N);
        if inexact then
            FPProcessException(FPExc\_Inexact, fpcr);
            FPProcessDenorm(fptype, N, fpcr);

    return result;
```


Library pseudocode for shared/functions/float/fpsub/FPSub

```
// FPSub()
// =====

bits(N) FPSub(bits(N) op1, bits(N) op2, FPCR\_Type fpcr)
    constant boolean fpexc = TRUE; // Generate floating-point exceptions
    return FPSub(op1, op2, fpcr, fpexc);

// FPSub()
// =====

bits(N) FPSub(bits(N) op1, bits(N) op2, FPCR\_Type fpcr, boolean fpexc)

    assert N IN {16,32,64};
    rounding = FPRoundingMode(fpcr);

    (type1,sign1,value1) = FPUnpack(op1, fpcr, fpexc);
    (type2,sign2,value2) = FPUnpack(op2, fpcr, fpexc);

    (done,result) = FPProcessNaNs(type1, type2, op1, op2, fpcr, fpexc);
    if !done then
        inf1 = (type1 == FPTType\_Infinity);
        inf2 = (type2 == FPTType\_Infinity);
        zero1 = (type1 == FPTType\_Zero);
        zero2 = (type2 == FPTType\_Zero);

        if inf1 && inf2 && sign1 == sign2 then
            result = FPDefaultNaN(fpcr, N);
            if fpexc then FPProcessException(FPExc\_InvalidOp, fpcr);
        elsif (inf1 && sign1 == '0') || (inf2 && sign2 == '1') then
            result = FPInfinity('0', N);
        elsif (inf1 && sign1 == '1') || (inf2 && sign2 == '0') then
            result = FPInfinity('1', N);
        elsif zero1 && zero2 && sign1 == NOT(sign2) then
            result = FPZero(sign1, N);
        else
            result_value = value1 - value2;
            if result_value == 0.0 then // Sign of exact zero result depends on rounding mode
                result_sign = if rounding == FPRounding\_NEGINF then '1' else '0';
                result = FPZero(result_sign, N);
            else
                result = FPRound(result_value, fpcr, rounding, fpexc, N);

            if fpexc then FPProcessDenorms(type1, type2, N, fpcr);
    return result;
```

Library pseudocode for shared/functions/float/fpsub/FPSub_ZA

```
// FPSub_ZA()
// =====
// Calculates op1-op2 for SME2 ZA-targeting instructions.

bits(N) FPSub_ZA(bits(N) op1, bits(N) op2, FPCR\_Type fpcr_in)
    FPCR\_Type fpcr = fpcr_in;
    constant boolean fpexc = FALSE; // Do not generate floating-point exceptions
    fpcr.DN = '1'; // Generate default NaN values
    return FPSub(op1, op2, fpcr, fpexc);
```

Library pseudocode for shared/functions/float/fpthree/FPThree

```
// FPThree()
// =====

bits(N) FPThree(bit sign, integer N)
    assert N IN {16,32,64};
    constant integer E = (if N == 16 then 5 elsif N == 32 then 8 else 11);
    constant integer F = N - (E + 1);
    exp  = '1':Zeros(E-1);
    frac = '1':Zeros(F-1);
    result = sign : exp : frac;

    return result;
```

Library pseudocode for shared/functions/float/fptofixed/FPToFixed

```
// FPToFixed()
// =====

// Convert N-bit precision floating point 'op' to M-bit fixed point with
// FBITS fractional bits, controlled by UNSIGNED and ROUNDING.

bits(M) FPToFixed(bits(N) op, integer fbits, boolean unsigned, FPCR\_Type fpcr,
FPRounding rounding, integer M)
    assert N IN {16,32,64};
    assert M IN {16,32,64};
    assert fbits >= 0;
    assert rounding != FPRounding\_ODD;

    // When alternative floating-point support is TRUE, do not generate
    // Input Denormal floating-point exceptions.
    altfp = IsFeatureImplemented(FEAT_AFP) && !UsingAArch32() && fpcr.AH == '1';
    fpexc = !altfp;

    // Unpack using fpcr to determine if subnormals are flushed-to-zero.
    (fptype,sign,value) = FPUnpack(op, fpcr, fpexc);

    // If NaN, set cumulative flag or take exception.
    if fptype == FPTYPE\_SNaN || fptype == FPTYPE\_QNaN then
        FPProcessException(FPExc\_InvalidOp, fpcr);

    // Scale by fractional bits and produce integer rounded towards minus-infinity.
    value = value * 2.0^fbits;
    int_result = RoundDown(value);
    error = value - Real(int_result);

    // Determine whether supplied rounding mode requires an increment.
    boolean round_up;
    case rounding of
        when FPRounding\_TIEEVEN
            round_up = (error > 0.5 || (error == 0.5 && int_result<0> == '1'));
        when FPRounding\_POSINF
            round_up = (error != 0.0);
        when FPRounding\_NEGINF
            round_up = FALSE;
        when FPRounding\_ZERO
            round_up = (error != 0.0 && int_result < 0);
        when FPRounding\_TIEAWAY
            round_up = (error > 0.5 || (error == 0.5 && int_result >= 0));

    if round_up then int_result = int_result + 1;

    // Generate saturated result and exceptions.
    (result, overflow) = SatQ(int_result, M, unsigned);
    if overflow then
        FPProcessException(FPExc\_InvalidOp, fpcr);
    elsif error != 0.0 then
        FPProcessException(FPExc\_Inexact, fpcr);

    return result;
```

Library pseudocode for shared/functions/float/fptofixedjs/FPToFixedJS

```
// FPToFixedJS()
// =====

// Converts a double precision floating point input value
// to a signed integer, with rounding to zero.

(bits(N), bit) FPToFixedJS(bits(M) op, FPCR\_Type fpcr, integer N)
    assert M == 64 && N == 32;

    // If FALSE, never generate Input Denormal floating-point exceptions.
    fpexc_idenorm = !(IsFeatureImplemented(FEAT_AFP) && !UsingAArch32() && fpcr.AH == '1');

    // Unpack using fpcr to determine if subnormals are flushed-to-zero.
    (fptype, sign, value) = FPUnpack(op, fpcr, fpexc_idenorm);

    z = '1';
    // If NaN, set cumulative flag or take exception.
    if fptype == FPType\_SNaN || fptype == FPType\_QNaN then
        FPProcessException(FPExc\_InvalidOp, fpcr);
        z = '0';

    int_result = RoundDown(value);
    error = value - Real(int_result);

    // Determine whether supplied rounding mode requires an increment.

    round_it_up = (error != 0.0 && int_result < 0);
    if round_it_up then int_result = int_result + 1;

    integer result;
    if int_result < 0 then
        result = int_result - 2^32 * RoundUp(Real(int_result) / Real(2^32));
    else
        result = int_result - 2^32 * RoundDown(Real(int_result) / Real(2^32));

    // Generate exceptions.
    if int_result < -(2^31) || int_result > (2^31)-1 then
        FPProcessException(FPExc\_InvalidOp, fpcr);
        z = '0';
    elsif error != 0.0 then
        FPProcessException(FPExc\_Inexact, fpcr);
        z = '0';
    elsif sign == '1' && value == 0.0 then
        z = '0';
    elsif sign == '0' && value == 0.0 && !IsZero(op<51:0>) then
        z = '0';

    if fptype == FPType\_Infinity then result = 0;

    return (result<N-1:0>, z);
```

Library pseudocode for shared/functions/float/fptwo/FPTwo

```
// FPTwo()
// =====

bits(N) FPTwo(bit sign, integer N)
    assert N IN {16, 32, 64};
    constant integer E = (if N == 16 then 5 elsif N == 32 then 8 else 11);
    constant integer F = N - (E + 1);
    exp = '1':Zeros(E-1);
    frac = Zeros(F);
    result = sign : exp : frac;
    return result;
```

Library pseudocode for shared/functions/float/fptype/FPType

```
// FPType
// =====

enumeration FPType {FPType_Zero,
                    FPType_Denormal,
                    FPType_Nonzero,
                    FPType_Infinity,
                    FPType_QNaN,
                    FPType_SNaN};
```

Library pseudocode for shared/functions/float/fpunpack/FPUnpack

```
// FPUnpack()
// =====

(FPType, bit, real) FPUnpack(bits(N) fpval, FPCR\_Type fpcr_in)
    FPCR\_Type fpcr = fpcr_in;
    fpcr.AHP = '0';
    constant boolean fpexc = TRUE;    // Generate floating-point exceptions
    (fp_type, sign, value) = FPUnpackBase(fpval, fpcr, fpexc);
    return (fp_type, sign, value);

// FPUnpack()
// =====
//
// Used by data processing, int/fixed to FP and FP to int/fixed conversion instructions.
// For half-precision data it ignores AHP, and observes FZ16.

(FPType, bit, real) FPUnpack(bits(N) fpval, FPCR\_Type fpcr_in, boolean fpexc)
    FPCR\_Type fpcr = fpcr_in;
    fpcr.AHP = '0';
    (fp_type, sign, value) = FPUnpackBase(fpval, fpcr, fpexc);
    return (fp_type, sign, value);
```



```

// FPUnpackBase()
// =====

(FPType, bit, real) FPUnpackBase(bits(N) fpval, FPCR\_Type fpcr, boolean fpexc)
    constant boolean isbfloat16 = FALSE;
    (fp_type, sign, value) = FPUnpackBase(fpval, fpcr, fpexc, isbfloat16);
    return (fp_type, sign, value);

// FPUnpackBase()
// =====
//
// Unpack a floating-point number into its type, sign bit and the real number
// that it represents. The real number result has the correct sign for numbers
// and infinities, is very large in magnitude for infinities, and is 0.0 for
// NaNs. (These values are chosen to simplify the description of comparisons
// and conversions.)
//
// The 'fpcr_in' argument supplies FPCR control bits, 'fpexc' controls the
// generation of floating-point exceptions and 'isbfloat16' determines whether
// N=16 signifies BFloat16 or half-precision type. Status information is updated
// directly in the FPSR where appropriate.

(FPType, bit, real) FPUnpackBase(bits(N) fpval, FPCR\_Type fpcr_in, boolean fpexc,
                                boolean isbfloat16)
    assert N IN {16,32,64};

    constant FPCR\_Type fpcr = fpcr_in;

    constant boolean altfp = IsFeatureImplemented(FEAT_AFP) && !UsingAArch32();
    constant boolean fiz   = altfp && fpcr.FIZ == '1';
    constant boolean fz    = fpcr.FZ == '1' && !(altfp && fpcr.AH == '1');
    real value;
    bit sign;
    FPType fptype;

    if N == 16 && !isbfloat16 then
        sign    = fpval<15>;
        exp16   = fpval<14:10>;
        frac16  = fpval<9:0>;
        if IsZero(exp16) then
            if IsZero(frac16) || fpcr.FZ16 == '1' then
                fptype = FPType\_Zero; value = 0.0;
            else
                fptype = FPType\_Denormal; value = 2.0^-14 * (Real(UInt(frac16)) * 2.0^-10);
        elsif IsOnes(exp16) && fpcr.AHP == '0' then // Infinity or NaN in IEEE format
            if IsZero(frac16) then
                fptype = FPType\_Infinity; value = 2.0^1000000;
            else
                fptype = if frac16<9> == '1' then FPType\_QNaN else FPType\_SNaN;
                value = 0.0;
        else
            fptype = FPType\_Nonzero;
            value = 2.0^(UInt(exp16)-15) * (1.0 + Real(UInt(frac16)) * 2.0^-10);

    elsif N == 32 || isbfloat16 then
        bits(8) exp32;
        bits(23) frac32;
        if isbfloat16 then
            sign    = fpval<15>;
            exp32   = fpval<14:7>;
            frac32  = fpval<6:0> : Zeros(16);
        else
            sign    = fpval<31>;
            exp32   = fpval<30:23>;
            frac32  = fpval<22:0>;

        if IsZero(exp32) then
            if IsZero(frac32) then
                // Produce zero if value is zero.
                fptype = FPType\_Zero; value = 0.0;

```

```

    elseif fz || fiz then          // Flush-to-zero if FIZ==1 or AH,FZ==01
        fptype = FPTYPE\_Zero; value = 0.0;
        // Check whether to raise Input Denormal floating-point exception.
        // fpcr.FIZ==1 does not raise Input Denormal exception.
        if fz then
            // Denormalized input flushed to zero
            if fpexc then FPPProcessException(FPExc\_InputDenorm, fpcr);
        else
            fptype = FPTYPE\_Denormal; value = 2.0^-126 * (Real(UInt(frac32)) * 2.0^-23);
elseif IsOnes(exp32) then
    if IsZero(frac32) then
        fptype = FPTYPE\_Infinity; value = 2.0^1000000;
    else
        fptype = if frac32<22> == '1' then FPTYPE\_QNaN else FPTYPE\_SNaN;
        value = 0.0;
else
    fptype = FPTYPE\_Nonzero;
    value = 2.0^(UInt(exp32)-127) * (1.0 + Real(UInt(frac32)) * 2.0^-23);

else // N == 64
    sign = fpval<63>;
    exp64 = fpval<62:52>;
    frac64 = fpval<51:0>;

    if IsZero(exp64) then
        if IsZero(frac64) then
            // Produce zero if value is zero.
            fptype = FPTYPE\_Zero; value = 0.0;
        elseif fz || fiz then          // Flush-to-zero if FIZ==1 or AH,FZ==01
            fptype = FPTYPE\_Zero; value = 0.0;
            // Check whether to raise Input Denormal floating-point exception.
            // fpcr.FIZ==1 does not raise Input Denormal exception.
            if fz then
                // Denormalized input flushed to zero
                if fpexc then FPPProcessException(FPExc\_InputDenorm, fpcr);
            else
                fptype = FPTYPE\_Denormal; value = 2.0^-1022 * (Real(UInt(frac64)) * 2.0^-52);
        elseif IsOnes(exp64) then
            if IsZero(frac64) then
                fptype = FPTYPE\_Infinity; value = 2.0^1000000;
            else
                fptype = if frac64<51> == '1' then FPTYPE\_QNaN else FPTYPE\_SNaN;
                value = 0.0;
        else
            fptype = FPTYPE\_Nonzero;
            value = 2.0^(UInt(exp64)-1023) * (1.0 + Real(UInt(frac64)) * 2.0^-52);

    if sign == '1' then value = -value;

    return (fptype, sign, value);

```

Library pseudocode for shared/functions/float/fpunpack/FPUnpackCV

```

// FPUnpackCV()
// =====
//
// Used for FP to FP conversion instructions.
// For half-precision data ignores FZ16 and observes AHP.

(FPType, bit, real) FPUnpackCV(bits(N) fpval, FPCR\_Type fpcr_in)
    FPCR\_Type fpcr = fpcr_in;
    fpcr.FZ16 = '0';
    constant boolean fpexc = TRUE;    // Generate floating-point exceptions
    (fp_type, sign, value) = FPUnpackBase(fpval, fpcr, fpexc);
    return (fp_type, sign, value);

```


Library pseudocode for shared/functions/float/fpzero/FPZero

```
// FPZero()
// =====

bits(N) FPZero(bit sign, integer N)
    assert N IN {16,32,64};
    constant integer E = (if N == 16 then 5 elsif N == 32 then 8 else 11);
    constant integer F = N - (E + 1);
    exp = Zeros(E);
    frac = Zeros(F);
    result = sign : exp : frac;
    return result;
```

Library pseudocode for shared/functions/float/vfpexpandimm/VFPEExpandImm

```
// VFPEExpandImm()
// =====

bits(N) VFPEExpandImm(bits(8) imm8, integer N)
    assert N IN {16,32,64};
    constant integer E = (if N == 16 then 5 elsif N == 32 then 8 else 11);
    constant integer F = (N - E) - 1;
    sign = imm8<7>;
    exp = NOT(imm8<6>):Replicate(imm8<6>, E-3):imm8<5:4>;
    frac = imm8<3:0>:Zeros(F-4);
    result = sign : exp : frac;

    return result;
```

Library pseudocode for shared/functions/integer/AddWithCarry

```
// AddWithCarry()
// =====
// Integer addition with carry input, returning result and NZCV flags

(bits(N), bits(4)) AddWithCarry(bits(N) x, bits(N) y, bit carry_in)
    constant integer unsigned_sum = UInt(x) + UInt(y) + UInt(carry_in);
    constant integer signed_sum = SInt(x) + SInt(y) + UInt(carry_in);
    constant bits(N) result = unsigned_sum<N-1:0>; // same value as signed_sum<N-1:0>
    constant bit n = result<N-1>;
    constant bit z = if IsZero(result) then '1' else '0';
    constant bit c = if UInt(result) == unsigned_sum then '0' else '1';
    constant bit v = if SInt(result) == signed_sum then '0' else '1';
    return (result, n:z:c:v);
```

Library pseudocode for shared/functions/interrupts/InterruptID

```
// InterruptID
// =====

enumeration InterruptID {
    InterruptID_PMUIRQ,
    InterruptID_COMMIRQ,
    InterruptID_CTIIRQ,
    InterruptID_COMMRX,
    InterruptID_COMMTX,
    InterruptID_CNTP,
    InterruptID_CNTHP,
    InterruptID_CNTHPS,
    InterruptID_CNTPS,
    InterruptID_CNTV,
    InterruptID_CNTHV,
    InterruptID_CNTHVS,
    InterruptID_PMBIRQ,
    InterruptID_HACDBSIRQ,

    InterruptID_TRBIRQ,
};
```

Library pseudocode for shared/functions/interrupts/SetInterruptRequestLevel

```
// SetInterruptRequestLevel()
// =====
// Set a level-sensitive interrupt to the specified level.

SetInterruptRequestLevel(InterruptID id, Signal level);
```

Library pseudocode for shared/functions/memory/AArch64.BranchAddr

```
// AArch64.BranchAddr()
// =====
// Return the virtual address with tag bits removed.
// This is typically used when the address will be stored to the program counter.

bits(64) AArch64.BranchAddr(bits(64) vaddress, bits(2) el)
    assert !UsingAArch32();
    constant integer msbit = AddrTop(vaddress, TRUE, el);
    if msbit == 63 then
        return vaddress;
    elsif (el IN {EL0, EL1} || IsInHost()) && vaddress<msbit> == '1' then
        return SignExtend(vaddress<msbit:0>, 64);
    else
        return ZeroExtend(vaddress<msbit:0>, 64);
```

Library pseudocode for shared/functions/memory/AccessDescriptor

```
// AccessDescriptor
// =====
// Memory access or translation invocation details that steer architectural behavior

type AccessDescriptor is (
    AccessType acctype,
    bits(2) el, // Acting EL for the access
    SecurityState ss, // Acting Security State for the access
    boolean acqsc, // Acquire with Sequential Consistency
    boolean acqpc, // FEAT_LRCPC: Acquire with Processor Consistency
    boolean relsc, // Release with Sequential Consistency
    boolean limitedordered, // FEAT_LOR: Acquire/Release with limited ordering
    boolean exclusive, // Access has Exclusive semantics
    boolean atomicop, // FEAT_LSE: Atomic read-modify-write access
    MemAtomicOp modop, // FEAT_LSE: The modification operation in the 'atomicop' access
    boolean nontemporal, // Hints the access is non-temporal
    boolean read, // Read from memory or only require read permissions
    boolean write, // Write to memory or only require write permissions
    CacheOp cacheop, // DC/IC: Cache operation
    CacheOpScope opscope, // DC/IC: Scope of cache operation
    CacheType cachetype, // DC/IC: Type of target cache
    boolean pan, // FEAT_PAN: The access is subject to PSTATE.PAN
    boolean transactional, // FEAT_TME: Access is part of a transaction
    boolean nonfault, // SVE: Non-faulting load
    boolean firstfault, // SVE: First-fault load
    boolean first, // SVE: First-fault load for the first active element
    boolean contiguous, // SVE: Contiguous load/store not gather load/scatter store
    boolean streamingsve, // SME: Access made by PE while in streaming SVE mode
    boolean ls64, // FEAT_LS64: Accesses by accelerator support loads/stores
    boolean withstatus, // FEAT_LS64: Store with status result
    boolean mops, // FEAT_MOPS: Memory operation (CPY/SET) accesses
    boolean rcw, // FEAT_THE: Read-Check-Write access
    boolean rcws, // FEAT_THE: Read-Check-Write Software access
    boolean toplevel, // FEAT_THE: Translation table walk access for TTB address
    VARange varange, // FEAT_THE: The corresponding TTBR supplying the TTB
    boolean a32lsmd, // A32 Load/Store Multiple Data access
    boolean tagchecked, // FEAT_MTE2: Access is tag checked
    boolean tagaccess, // FEAT_MTE: Access targets the tag bits
    boolean stzgm, // FEAT_MTE: Accesses that store Allocation tags to Device
    // memory are CONSTRAINED UNPREDICTABLE
    boolean ispair, // Access represents a Load/Store pair access
    boolean highestaddressfirst, // FEAT_LRCPC3: Highest address is accessed first
    MPAMInfo mpam // FEAT_MPAM: MPAM information
)
```

Library pseudocode for shared/functions/memory/AccessType

```
// AccessType
// =====

enumeration AccessType {
    AccessType_IFETCH, // Instruction FETCH
    AccessType_GPR,    // Software load/store to a General Purpose Register
    AccessType_FP,     // Software load/store to an FP register
    AccessType_ASIMD,  // Software ASIMD extension load/store instructions
    AccessType_SVE,    // Software SVE load/store instructions
    AccessType_SME,    // Software SME load/store instructions
    AccessType_IC,     // Sysop IC
    AccessType_DC,     // Sysop DC (not DC {Z,G,GZ}VA)
    AccessType_DCZero, // Sysop DC {Z,G,GZ}VA
    AccessType_AT,     // Sysop AT
    AccessType_NV2,    // NV2 memory redirected access
    AccessType_SPE,    // Statistical Profiling buffer access
    AccessType_GCS,    // Guarded Control Stack access
    AccessType_TRBE,   // Trace Buffer access
    AccessType_GPTW,   // Granule Protection Table Walk
    AccessType_HACDBS, // Access to the HACDBS structure
    AccessType_HDBSS,  // Access to entries in HDBSS
    AccessType_TTW     // Translation Table Walk
};
```

Library pseudocode for shared/functions/memory/AddrTop

```
// AddrTop()
// =====
// Return the MSB number of a virtual address in the stage 1 translation regime for "el".
// If EL1 is using AArch64 then addresses from EL0 using AArch32 are zero-extended to 64 bits.

AddressSize AddrTop(bits(64) address, boolean IsInstr, bits(2) el)
    assert HaveEL(el);
    regime = S1TranslationRegime(el);
    if ELUsingAArch32(regime) then
        // AArch32 translation regime.
        return 31;
    else
        if EffectiveTBI(address, IsInstr, el) == '1' then
            return 55;
        else
            return 63;
```

Library pseudocode for shared/functions/memory/AddressSize

```
// AddressSize
// =====

type AddressSize = integer;
```

Library pseudocode for shared/functions/memory/AlignmentEnforced

```
// AlignmentEnforced()
// =====
// For the active translation regime, determine if alignment is required by all accesses

boolean AlignmentEnforced()
    bit A;
    constant Regime regime = TranslationRegime(PSTATE.EL);
    case regime of
        when Regime\_EL3 A = SCTLR_EL3.A;
        when Regime\_EL30 A = SCTLR.A;
        when Regime\_EL2 A = if ELUsingAArch32(EL2) then HSCTLR.A else SCTLR_EL2.A;
        when Regime\_EL20 A = SCTLR_EL2.A;
        when Regime\_EL10 A = if ELUsingAArch32(EL1) then SCTLR.A else SCTLR_EL1.A;
        otherwise Unreachable();
    return A == '1';
```

Library pseudocode for shared/functions/memory/Allocation

```
// Allocation hints
// =====

constant bits(2) MemHint_No = '00'; // No Read-Allocate, No Write-Allocate
constant bits(2) MemHint_WA = '01'; // No Read-Allocate, Write-Allocate
constant bits(2) MemHint_RA = '10'; // Read-Allocate, No Write-Allocate
constant bits(2) MemHint_RWA = '11'; // Read-Allocate, Write-Allocate
```

Library pseudocode for shared/functions/memory/BigEndian

```
// BigEndian()
// =====

boolean BigEndian(AccessType acctype)
    boolean bigend;
    if IsFeatureImplemented(FEAT_NV2) && acctype == AccessType\_NV2 then
        return SCTLR_EL2.EE == '1';

    if UsingAArch32() then
        bigend = (PSTATE.E != '0');
    elsif PSTATE.EL == EL0 then
        bigend = (SCTLR_ELx[].EOE != '0');
    else
        bigend = (SCTLR_ELx[].EE != '0');
    return bigend;
```

Library pseudocode for shared/functions/memory/BigEndianReverse

```
// BigEndianReverse()
// =====

bits(width) BigEndianReverse(bits(width) value)
    assert width IN {8, 16, 32, 64, 128, 256};

    if width == 8 then return value;
    return Reverse(value, 8);
```

Library pseudocode for shared/functions/memory/CacheOp

```
// CacheOp
// =====

enumeration CacheOp {
    CacheOp_Clean,
    CacheOp_Invalidate,
    CacheOp_CleanInvalidate
};
```

Library pseudocode for shared/functions/memory/CacheOpScope

```
// CacheOpScope
// =====

enumeration CacheOpScope {
    CacheOpScope_SetWay,
    CacheOpScope_PoU,
    CacheOpScope_PoC,
    CacheOpScope_PoE,
    CacheOpScope_PoP,
    CacheOpScope_PoDP,
    CacheOpScope_PoPA,
    CacheOpScope_PoPS,
    CacheOpScope_OuterCache,
    CacheOpScope_ALLU,
    CacheOpScope_ALLUIS
};
```

Library pseudocode for shared/functions/memory/CachePASpace

```
// CachePASpace
// =====

enumeration CachePASpace {
    CPAS_NonSecure,
    CPAS_Any,                // Applicable only for DC *SW / IC IALLU* in Root state:
                            // match entries from any PA Space
    CPAS_RealmNonSecure,    // Applicable only for DC *SW / IC IALLU* in Realm state:
                            // match entries from Realm or Non-Secure PAS
    CPAS_Realm,
    CPAS_Root,
    CPAS_SystemAgent,       // Applicable only for DC by PA:
                            // match entries from the System Agent PAS
    CPAS_NonSecureProtected, // Applicable only for DC by PA:
                            // match entries from the Non-Secure Protected PAS
    CPAS_NA6,               // Reserved
    CPAS_NA7,               // Reserved
    CPAS_SecureNonSecure,   // Applicable only for DC *SW / IC IALLU* in Secure state:
                            // match entries from Secure or Non-Secure PAS
    CPAS_Secure
};
```

Library pseudocode for shared/functions/memory/CacheType

```
// CacheType
// =====

enumeration CacheType {
    CacheType_Data,
    CacheType_Tag,
    CacheType_Data_Tag,
    CacheType_Instruction
};
```

Library pseudocode for shared/functions/memory/Cacheability

```
// Cacheability attributes
// =====

constant bits(2) MemAttr_NC = '00';    // Non-cacheable
constant bits(2) MemAttr_WT = '10';    // Write-through
constant bits(2) MemAttr_WB = '11';    // Write-back
```

Library pseudocode for shared/functions/memory/CreateAccDescA32LSMD

```
// CreateAccDescA32LSMD()
// =====
// Access descriptor for A32 loads/store multiple general purpose registers

AccessDescriptor CreateAccDescA32LSMD(MemOp memop)
    AccessDescriptor accdesc = NewAccDesc(AccessType_GPR);

    accdesc.read          = memop == MemOp_LOAD;
    accdesc.write         = memop == MemOp_STORE;
    accdesc.pan           = TRUE;
    accdesc.a32lsmd       = TRUE;
    accdesc.transactional = IsFeatureImplemented(FEAT_TME) && TSTATE.depth > 0;

    return accdesc;
```

Library pseudocode for shared/functions/memory/CreateAccDescASIMD

```
// CreateAccDescASIMD()
// =====
// Access descriptor for ASIMD&FP loads/stores

AccessDescriptor CreateAccDescASIMD(MemOp memop, boolean nontemporal, boolean tagchecked,
                                     boolean privileged)
    constant boolean ispair = FALSE;
    return CreateAccDescASIMD(memop, nontemporal, tagchecked, privileged, ispair);

// CreateAccDescASIMD()
// =====

AccessDescriptor CreateAccDescASIMD(MemOp memop, boolean nontemporal, boolean tagchecked,
                                     boolean privileged, boolean ispair)
    AccessDescriptor accdesc = NewAccDesc(AccessType_ASIMD);

    accdesc.nontemporal    = nontemporal;
    accdesc.el            = if !privileged then EL0 else PSTATE.EL;
    accdesc.read          = memop == MemOp_LOAD;
    accdesc.write         = memop == MemOp_STORE;
    accdesc.ispair        = ispair;
    accdesc.pan           = TRUE;
    accdesc.streamingsve   = InStreamingMode();
    if (accdesc.streamingsve && boolean IMPLEMENTATION_DEFINED
        "No tag checking of SIMD&FP loads and stores in Streaming SVE mode") then
        accdesc.tagchecked = FALSE;
    else
        accdesc.tagchecked = tagchecked;
    accdesc.transactional = IsFeatureImplemented(FEAT_TME) && TSTATE.depth > 0;
    return accdesc;
```

Library pseudocode for shared/functions/memory/CreateAccDescASIMDAcqRel

```
// CreateAccDescASIMDAcqRel()
// =====
// Access descriptor for ASIMD&FP loads/stores with ordering semantics

AccessDescriptor CreateAccDescASIMDAcqRel(MemOp memop, boolean tagchecked)
    AccessDescriptor accdesc = NewAccDesc(AccessType_ASIMD);

    accdesc.acqpc          = memop == MemOp_LOAD;
    accdesc.relsc          = memop == MemOp_STORE;
    accdesc.read           = memop == MemOp_LOAD;
    accdesc.write          = memop == MemOp_STORE;
    accdesc.pan            = TRUE;
    accdesc.streaming sve  = InStreamingMode();
    if (accdesc.streaming sve && boolean IMPLEMENTATION_DEFINED
        "No tag checking of SIMD&FP loads and stores in Streaming SVE mode") then
        accdesc.tagchecked = FALSE;
    else
        accdesc.tagchecked = tagchecked;
    accdesc.transactional  = IsFeatureImplemented(FEAT_TME) && TSTATE.depth > 0;

    return accdesc;
```

Library pseudocode for shared/functions/memory/CreateAccDescAT

```
// CreateAccDescAT()
// =====
// Access descriptor for address translation operations

AccessDescriptor CreateAccDescAT(SecurityState ss, bits(2) el, ATAccess ataccess)
    AccessDescriptor accdesc = NewAccDesc(AccessType_AT);

    accdesc.el            = el;
    accdesc.ss            = ss;
    if boolean IMPLEMENTATION_DEFINED "MPAM uses the EL targeted by the AT instruction" then
        accdesc.mpam = GenMPAMAtEL(AccessType_AT, el);
    case ataccess of
        when ATAccess_Read
            (accdesc.read, accdesc.write, accdesc.pan) = (TRUE, FALSE, FALSE);
        when ATAccess_ReadPAN
            (accdesc.read, accdesc.write, accdesc.pan) = (TRUE, FALSE, TRUE);
        when ATAccess_Write
            (accdesc.read, accdesc.write, accdesc.pan) = (FALSE, TRUE, FALSE);
        when ATAccess_WritePAN
            (accdesc.read, accdesc.write, accdesc.pan) = (FALSE, TRUE, TRUE);
        when ATAccess_Any
            (accdesc.read, accdesc.write, accdesc.pan) = (FALSE, FALSE, FALSE);

    return accdesc;
```


Library pseudocode for shared/functions/memory/CreateAccDescAcqRel

```
// CreateAccDescAcqRel()
// =====
// Access descriptor for general purpose register loads/stores with ordering semantics

AccessDescriptor CreateAccDescAcqRel(MemOp memop, boolean tagchecked)
    constant boolean ispair = FALSE;
    return CreateAccDescAcqRel(memop, tagchecked, ispair);

AccessDescriptor CreateAccDescAcqRel(MemOp memop, boolean tagchecked, boolean ispair)
    AccessDescriptor accdesc = NewAccDesc(AccessType\_GPR);

    accdesc.acqsc          = memop == MemOp\_LOAD;
    accdesc.relsc          = memop == MemOp\_STORE;
    accdesc.read           = memop == MemOp\_LOAD;
    accdesc.write          = memop == MemOp\_STORE;
    accdesc.pan            = TRUE;
    accdesc.tagchecked     = tagchecked;
    accdesc.transactional  = IsFeatureImplemented(FEAT_TME) && TSTATE.depth > 0;
    accdesc.ispair         = ispair;

    return accdesc;
```

Library pseudocode for shared/functions/memory/CreateAccDescAtomicOp

```
// CreateAccDescAtomicOp()
// =====
// Access descriptor for atomic read-modify-write memory accesses

AccessDescriptor CreateAccDescAtomicOp(MemAtomicOp modop, boolean acquire, boolean release,
                                       boolean tagchecked, boolean privileged)
    AccessDescriptor accdesc = NewAccDesc(AccessType\_GPR);

    accdesc.acqsc          = acquire;
    accdesc.el             = if !privileged then EL0 else PSTATE.EL;
    accdesc.relsc          = release;
    accdesc.atomicop       = TRUE;
    accdesc.modop          = modop;
    accdesc.read           = TRUE;
    accdesc.write          = TRUE;
    accdesc.pan            = TRUE;
    accdesc.tagchecked     = tagchecked;
    accdesc.transactional  = IsFeatureImplemented(FEAT_TME) && TSTATE.depth > 0;

    return accdesc;
```

Library pseudocode for shared/functions/memory/CreateAccDescDC

```
// CreateAccDescDC()
// =====
// Access descriptor for data cache operations

AccessDescriptor CreateAccDescDC(CacheRecord cache)
    AccessDescriptor accdesc = NewAccDesc(AccessType\_DC);

    accdesc.cacheop        = cache.cacheop;
    accdesc.cachetype      = cache.cachetype;
    accdesc.opscope        = cache.opscope;

    return accdesc;
```

Library pseudocode for shared/functions/memory/CreateAccDescDCZero

```
// CreateAccDescDCZero()
// =====
// Access descriptor for data cache zero operations

AccessDescriptor CreateAccDescDCZero(CacheType cachetype)
    AccessDescriptor accdesc = NewAccDesc(AccessType\_DCZero);

    accdesc.write          = TRUE;
    accdesc.pan            = TRUE;
    accdesc.tagchecked     = cachetype == CacheType\_Data;
    accdesc.tagaccess      = cachetype IN {CacheType\_Tag, CacheType\_Data\_Tag};
    accdesc.cachetype       = cachetype;
    accdesc.transactional  = IsFeatureImplemented(FEAT_TME) && TSTATE.depth > 0;

    return accdesc;
```

Library pseudocode for shared/functions/memory/CreateAccDescExLDST

```
// CreateAccDescExLDST()
// =====
// Access descriptor for general purpose register loads/stores with exclusive semantics

AccessDescriptor CreateAccDescExLDST(MemOp memop, boolean acqrel, boolean tagchecked,
                                     boolean privileged)
    AccessDescriptor accdesc = NewAccDesc(AccessType\_GPR);

    accdesc.acqsc          = acqrel && memop == MemOp\_LOAD;
    accdesc.relsc          = acqrel && memop == MemOp\_STORE;
    accdesc.exclusive      = TRUE;
    accdesc.el             = if !privileged then EL0 else PSTATE.EL;
    accdesc.read           = memop == MemOp\_LOAD;
    accdesc.write          = memop == MemOp\_STORE;
    accdesc.pan            = TRUE;
    accdesc.tagchecked     = tagchecked;
    accdesc.transactional  = IsFeatureImplemented(FEAT_TME) && TSTATE.depth > 0;

    return accdesc;
```

Library pseudocode for shared/functions/memory/CreateAccDescFPAtomicOp

```
// CreateAccDescFPAtomicOp()
// =====
// Access descriptor for FP atomic read-modify-write memory accesses

AccessDescriptor CreateAccDescFPAtomicOp(MemAtomicOp modop, boolean acquire, boolean release,
                                         boolean tagchecked)
    AccessDescriptor accdesc = NewAccDesc(AccessType\_FP);

    accdesc.acqsc          = acquire;
    accdesc.relsc          = release;
    accdesc.atomicop       = TRUE;
    accdesc.modop          = modop;
    accdesc.read           = TRUE;
    accdesc.write          = TRUE;
    accdesc.pan            = TRUE;
    accdesc.streamingsve   = InStreamingMode();
    if (accdesc.streamingsve && boolean IMPLEMENTATION_DEFINED
        "No tag checking of SIMD&FP loads and stores in Streaming SVE mode") then
        accdesc.tagchecked = FALSE;
    else
        accdesc.tagchecked = tagchecked;
    accdesc.transactional  = IsFeatureImplemented(FEAT_TME) && TSTATE.depth > 0;

    return accdesc;
```

Library pseudocode for shared/functions/memory/CreateAccDescGCS

```
// CreateAccDescGCS()
// =====
// Access descriptor for memory accesses to the Guarded Control Stack

AccessDescriptor CreateAccDescGCS(MemOp memop, boolean privileged)
    AccessDescriptor accdesc = NewAccDesc(AccessType_GCS);

    accdesc.el          = if !privileged then EL0 else PSTATE.EL;
    accdesc.read        = memop == MemOp_LOAD;
    accdesc.write       = memop == MemOp_STORE;

    return accdesc;
```

Library pseudocode for shared/functions/memory/CreateAccDescGCSSS1

```
// CreateAccDescGCSSS1()
// =====
// Access descriptor for memory accesses to the Guarded Control Stack that switch stacks

AccessDescriptor CreateAccDescGCSSS1(boolean privileged)
    AccessDescriptor accdesc = NewAccDesc(AccessType_GCS);

    accdesc.el          = if !privileged then EL0 else PSTATE.EL;
    accdesc.atomicop    = TRUE;
    accdesc.modop       = MemAtomicOp_GCSSS1;
    accdesc.read        = TRUE;
    accdesc.write       = TRUE;

    return accdesc;
```

Library pseudocode for shared/functions/memory/CreateAccDescGPR

```
// CreateAccDescGPR()
// =====
// Access descriptor for general purpose register loads/stores
// without exclusive or ordering semantics

AccessDescriptor CreateAccDescGPR(MemOp memop, boolean nontemporal, boolean privileged,
                                   boolean tagchecked)
    constant boolean ispair = FALSE;
    return CreateAccDescGPR(memop, nontemporal, privileged, tagchecked, ispair);

AccessDescriptor CreateAccDescGPR(MemOp memop, boolean nontemporal, boolean privileged,
                                   boolean tagchecked, boolean ispair)
    AccessDescriptor accdesc = NewAccDesc(AccessType_GPR);

    accdesc.el          = if !privileged then EL0 else PSTATE.EL;
    accdesc.nontemporal = nontemporal;
    accdesc.read        = memop == MemOp_LOAD;
    accdesc.write       = memop == MemOp_STORE;
    accdesc.pan         = TRUE;
    accdesc.tagchecked  = tagchecked;
    accdesc.transactional = IsFeatureImplemented(FEAT_TME) && TSTATE.depth > 0;
    accdesc.ispair      = ispair;

    return accdesc;
```

Library pseudocode for shared/functions/memory/CreateAccDescGPTW

```
// CreateAccDescGPTW()
// =====
// Access descriptor for Granule Protection Table walks

AccessDescriptor CreateAccDescGPTW(AccessDescriptor accdesc_in)
    AccessDescriptor accdesc = NewAccDesc(AccessType\_GPTW);

    accdesc.el          = accdesc_in.el;
    accdesc.ss          = accdesc_in.ss;
    accdesc.read        = TRUE;
    accdesc.mpam        = accdesc_in.mpam;

    return accdesc;
```

Library pseudocode for shared/functions/memory/CreateAccDescHACDBS

```
// CreateAccDescHACDBS()
// =====
// Access descriptor for memory accesses to the HACDBS structure.

AccessDescriptor CreateAccDescHACDBS()
    AccessDescriptor accdesc = NewAccDesc(AccessType\_HACDBS);

    accdesc.read        = TRUE;

    return accdesc;
```

Library pseudocode for shared/functions/memory/CreateAccDescHDBSS

```
// CreateAccDescHDBSS()
// =====
// Access descriptor for appending entries to the HDBSS

AccessDescriptor CreateAccDescHDBSS(AccessDescriptor accdesc_in)
    AccessDescriptor accdesc = NewAccDesc(AccessType\_HDBSS);

    accdesc.el          = accdesc_in.el;
    accdesc.ss          = accdesc_in.ss;
    accdesc.write        = TRUE;
    accdesc.mpam        = accdesc_in.mpam;

    return accdesc;
```

Library pseudocode for shared/functions/memory/CreateAccDescIC

```
// CreateAccDescIC()
// =====
// Access descriptor for instruction cache operations

AccessDescriptor CreateAccDescIC(CacheRecord cache)
    AccessDescriptor accdesc = NewAccDesc(AccessType\_IC);

    accdesc.cacheop      = cache.cacheop;
    accdesc.cachetype    = cache.cachetype;
    accdesc.opscope      = cache.opscope;

    return accdesc;
```

Library pseudocode for shared/functions/memory/CreateAccDescIFetch

```
// CreateAccDescIFetch()
// =====
// Access descriptor for instruction fetches

AccessDescriptor CreateAccDescIFetch()
    constant AccessDescriptor accdesc = NewAccDesc(AccessType\_IFETCH);

    return accdesc;
```

Library pseudocode for shared/functions/memory/CreateAccDescLDAcqPC

```
// CreateAccDescLDAcqPC()
// =====
// Access descriptor for general purpose register loads with local ordering semantics

AccessDescriptor CreateAccDescLDAcqPC(boolean tagchecked)
    constant boolean ispair = FALSE;
    return CreateAccDescLDAcqPC(tagchecked, ispair);

AccessDescriptor CreateAccDescLDAcqPC(boolean tagchecked, boolean ispair)
    AccessDescriptor accdesc = NewAccDesc(AccessType\_GPR);

    accdesc.acqpc          = TRUE;
    accdesc.read           = TRUE;
    accdesc.pan            = TRUE;
    accdesc.tagchecked     = tagchecked;
    accdesc.transactional  = IsFeatureImplemented(FEAT_TME) && TSTATE.depth > 0;
    accdesc.ispair         = ispair;

    return accdesc;
```

Library pseudocode for shared/functions/memory/CreateAccDescLDGSTG

```
// CreateAccDescLDGSTG()
// =====
// Access descriptor for tag memory loads/stores

AccessDescriptor CreateAccDescLDGSTG(MemOp memop, boolean stzgm)
    AccessDescriptor accdesc = NewAccDesc(AccessType\_GPR);

    accdesc.read           = memop == MemOp\_LOAD;
    accdesc.write          = memop == MemOp\_STORE;
    accdesc.pan            = TRUE;
    accdesc.tagaccess      = TRUE;
    accdesc.stzgm          = stzgm;
    accdesc.transactional  = IsFeatureImplemented(FEAT_TME) && TSTATE.depth > 0;

    return accdesc;
```

Library pseudocode for shared/functions/memory/CreateAccDescLOR

```
// CreateAccDescLOR()
// =====
// Access descriptor for general purpose register loads/stores with limited ordering semantics

AccessDescriptor CreateAccDescLOR(MemOp memop, boolean tagchecked)
    AccessDescriptor accdesc = NewAccDesc(AccessType_GPR);

    accdesc.acqsc          = memop == MemOp_LOAD;
    accdesc.relsc          = memop == MemOp_STORE;
    accdesc.limitedordered = TRUE;
    accdesc.read           = memop == MemOp_LOAD;
    accdesc.write          = memop == MemOp_STORE;
    accdesc.pan            = TRUE;
    accdesc.tagchecked     = tagchecked;
    accdesc.transactional  = IsFeatureImplemented(FEAT_TME) && TSTATE.depth > 0;

    return accdesc;
```

Library pseudocode for shared/functions/memory/CreateAccDescLS64

```
// CreateAccDescLS64()
// =====
// Access descriptor for accelerator-supporting memory accesses

AccessDescriptor CreateAccDescLS64(MemOp memop, boolean withstatus, boolean tagchecked)
    AccessDescriptor accdesc = NewAccDesc(AccessType_GPR);

    accdesc.read           = memop == MemOp_LOAD;
    accdesc.write          = memop == MemOp_STORE;
    accdesc.pan            = TRUE;
    accdesc.ls64           = TRUE;
    accdesc.withstatus     = withstatus;
    accdesc.tagchecked     = tagchecked;
    accdesc.transactional  = IsFeatureImplemented(FEAT_TME) && TSTATE.depth > 0;

    return accdesc;
```

Library pseudocode for shared/functions/memory/CreateAccDescMOPS

```
// CreateAccDescMOPS()
// =====
// Access descriptor for data memory copy and set instructions

AccessDescriptor CreateAccDescMOPS(MemOp memop, boolean privileged, boolean nontemporal)
    AccessDescriptor accdesc = NewAccDesc(AccessType_GPR);

    accdesc.el             = if !privileged then EL0 else PSTATE.EL;
    accdesc.nontemporal    = nontemporal;
    accdesc.read           = memop == MemOp_LOAD;
    accdesc.write          = memop == MemOp_STORE;
    accdesc.pan            = TRUE;
    accdesc.mops           = TRUE;
    accdesc.tagchecked     = TRUE;
    accdesc.transactional  = IsFeatureImplemented(FEAT_TME) && TSTATE.depth > 0;

    return accdesc;
```

Library pseudocode for shared/functions/memory/CreateAccDescNV2

```
// CreateAccDescNV2()
// =====
// Access descriptor nested virtualization memory indirection loads/stores

AccessDescriptor CreateAccDescNV2(MemOp memop)
    AccessDescriptor accdesc = NewAccDesc(AccessType_NV2);

    accdesc.el                = EL2;
    accdesc.ss                = SecurityStateAtEL(EL2);
    accdesc.read              = memop == MemOp_LOAD;
    accdesc.write             = memop == MemOp_STORE;
    accdesc.transactional     = IsFeatureImplemented(FEAT_TME) && TSTATE.depth > 0;

    return accdesc;
```

Library pseudocode for shared/functions/memory/CreateAccDescRCW

```
// CreateAccDescRCW()
// =====
// Access descriptor for atomic read-check-write memory accesses

AccessDescriptor CreateAccDescRCW(MemAtomicOp modop, boolean soft, boolean acquire,
                                   boolean release, boolean tagchecked)
    AccessDescriptor accdesc = NewAccDesc(AccessType_GPR);

    accdesc.acqsc             = acquire;
    accdesc.relsc             = release;
    accdesc.rcw               = TRUE;
    accdesc.rcws              = soft;
    accdesc.atomicop          = TRUE;
    accdesc.modop             = modop;
    accdesc.read              = TRUE;
    accdesc.write             = TRUE;
    accdesc.pan               = TRUE;
    accdesc.tagchecked        = IsFeatureImplemented(FEAT_MTE2) && tagchecked;
    accdesc.transactional     = IsFeatureImplemented(FEAT_TME) && TSTATE.depth > 0;

    return accdesc;
```

Library pseudocode for shared/functions/memory/CreateAccDescS1TTW

```
// CreateAccDescS1TTW()
// =====
// Access descriptor for stage 1 translation table walks

AccessDescriptor CreateAccDescS1TTW(boolean toplevel, VARange varange, AccessDescriptor accdesc_in)
    AccessDescriptor accdesc = NewAccDesc(AccessType_TTW);

    accdesc.el                = accdesc_in.el;
    accdesc.ss                = accdesc_in.ss;
    accdesc.read              = TRUE;
    accdesc.toplevel          = toplevel;
    accdesc.varange           = varange;
    accdesc.mpam              = accdesc_in.mpam;

    return accdesc;
```

Library pseudocode for shared/functions/memory/CreateAccDescS2TTW

```
// CreateAccDescS2TTW()
// =====
// Access descriptor for stage 2 translation table walks

AccessDescriptor CreateAccDescS2TTW(AccessDescriptor accdesc_in)
    AccessDescriptor accdesc = NewAccDesc(AccessType\_TTW);

    accdesc.el          = accdesc_in.el;
    accdesc.ss          = accdesc_in.ss;
    accdesc.read        = TRUE;
    accdesc.mpam        = accdesc_in.mpam;

    return accdesc;
```

Library pseudocode for shared/functions/memory/CreateAccDescSME

```
// CreateAccDescSME()
// =====
// Access descriptor for SME loads/stores

AccessDescriptor CreateAccDescSME(MemOp memop, boolean nontemporal, boolean contiguous,
                                boolean tagchecked)
    AccessDescriptor accdesc = NewAccDesc(AccessType\_SME);

    accdesc.nontemporal    = nontemporal;
    accdesc.read           = memop == MemOp\_LOAD;
    accdesc.write          = memop == MemOp\_STORE;
    accdesc.pan            = TRUE;
    accdesc.contiguous     = contiguous;
    accdesc.streamingsve   = TRUE;
    if boolean IMPLEMENTATION_DEFINED "No tag checking of SME LDR & STR instructions" then
        accdesc.tagchecked = FALSE;
    else
        accdesc.tagchecked = tagchecked;
    accdesc.transactional  = IsFeatureImplemented(FEAT_TME) && TSTATE.depth > 0;

    return accdesc;
```

Library pseudocode for shared/functions/memory/CreateAccDescSPE

```
// CreateAccDescSPE()
// =====
// Access descriptor for memory accesses by Statistical Profiling unit

AccessDescriptor CreateAccDescSPE(SecurityState owning_ss, bits(2) owning_el)
    AccessDescriptor accdesc = NewAccDesc(AccessType\_SPE);

    accdesc.el          = owning_el;
    accdesc.ss          = owning_ss;
    accdesc.write        = TRUE;
    accdesc.mpam        = GenMPAMAtEL(AccessType\_SPE, owning_el);

    return accdesc;
```


Library pseudocode for shared/functions/memory/CreateAccDescSTGMOPS

```
// CreateAccDescSTGMOPS()
// =====
// Access descriptor for tag memory set instructions

AccessDescriptor CreateAccDescSTGMOPS(boolean privileged, boolean nontemporal)
    AccessDescriptor accdesc = NewAccDesc(AccessType\_GPR);

    accdesc.el                = if !privileged then EL0 else PSTATE.EL;
    accdesc.nontemporal       = nontemporal;
    accdesc.write             = TRUE;
    accdesc.pan               = TRUE;
    accdesc.mops              = TRUE;
    accdesc.tagaccess         = TRUE;
    accdesc.transactional     = IsFeatureImplemented(FEAT_TME) && TSTATE.depth > 0;

    return accdesc;
```

Library pseudocode for shared/functions/memory/CreateAccDescSVE

```
// CreateAccDescSVE()
// =====
// Access descriptor for general SVE loads/stores

AccessDescriptor CreateAccDescSVE(MemOp memop, boolean nontemporal, boolean contiguous,
                                boolean tagchecked)
    AccessDescriptor accdesc = NewAccDesc(AccessType\_SVE);

    accdesc.nontemporal       = nontemporal;
    accdesc.read              = memop == MemOp\_LOAD;
    accdesc.write             = memop == MemOp\_STORE;
    accdesc.pan               = TRUE;
    accdesc.contiguous        = contiguous;
    accdesc.streamingsve      = InStreamingMode();
    if (accdesc.streamingsve && boolean IMPLEMENTATION_DEFINED
        "No tag checking of SIMD&FP loads and stores in Streaming SVE mode") then
        accdesc.tagchecked    = FALSE;
    else
        accdesc.tagchecked    = tagchecked;
    accdesc.transactional     = IsFeatureImplemented(FEAT_TME) && TSTATE.depth > 0;

    return accdesc;
```

Library pseudocode for shared/functions/memory/CreateAccDescSVEFF

```
// CreateAccDescSVEFF()
// =====
// Access descriptor for first-fault SVE loads

AccessDescriptor CreateAccDescSVEFF(boolean contiguous, boolean tagchecked)
    AccessDescriptor accdesc = NewAccDesc(AccessType\_SVE);

    accdesc.read              = TRUE;
    accdesc.pan               = TRUE;
    accdesc.firstfault        = TRUE;
    accdesc.first             = TRUE;
    accdesc.contiguous        = contiguous;
    accdesc.streamingsve      = InStreamingMode();
    if (accdesc.streamingsve && boolean IMPLEMENTATION_DEFINED
        "No tag checking of SIMD&FP loads and stores in Streaming SVE mode") then
        accdesc.tagchecked    = FALSE;
    else
        accdesc.tagchecked    = tagchecked;
    accdesc.transactional     = IsFeatureImplemented(FEAT_TME) && TSTATE.depth > 0;

    return accdesc;
```

Library pseudocode for shared/functions/memory/CreateAccDescSVENF

```
// CreateAccDescSVENF()
// =====
// Access descriptor for non-fault SVE loads

AccessDescriptor CreateAccDescSVENF(boolean contiguous, boolean tagchecked)
    AccessDescriptor accdesc = NewAccDesc(AccessType_SVE);

    accdesc.read          = TRUE;
    accdesc.pan           = TRUE;
    accdesc.nonfault      = TRUE;
    accdesc.contiguous    = contiguous;
    accdesc.streamingsve  = InStreamingMode();
    if (accdesc.streamingsve && boolean IMPLEMENTATION_DEFINED
        "No tag checking of SIMD&FP loads and stores in Streaming SVE mode") then
        accdesc.tagchecked = FALSE;
    else
        accdesc.tagchecked = tagchecked;
    accdesc.transactional = IsFeatureImplemented(FEAT_TME) && TSTATE.depth > 0;

    return accdesc;
```

Library pseudocode for shared/functions/memory/CreateAccDescTRBE

```
// CreateAccDescTRBE()
// =====
// Access descriptor for memory accesses by Trace Buffer Unit

AccessDescriptor CreateAccDescTRBE(SecurityState owning_ss, bits(2) owning_el)
    AccessDescriptor accdesc = NewAccDesc(AccessType_TRBE);

    accdesc.el          = owning_el;
    accdesc.ss          = owning_ss;
    accdesc.write       = TRUE;

    return accdesc;
```

Library pseudocode for shared/functions/memory/CreateAccDescTTEUpdate

```
// CreateAccDescTTEUpdate()
// =====
// Access descriptor for translation table entry HW update

AccessDescriptor CreateAccDescTTEUpdate(AccessDescriptor accdesc_in)
    AccessDescriptor accdesc = NewAccDesc(AccessType_TTW);

    accdesc.el          = accdesc_in.el;
    accdesc.ss          = accdesc_in.ss;
    accdesc.atomicop    = TRUE;
    accdesc.modop       = MemAtomicOp_CAS;
    accdesc.read        = TRUE;
    accdesc.write       = TRUE;
    accdesc.mpam        = accdesc_in.mpam;

    return accdesc;
```

Library pseudocode for shared/functions/memory/DataMemoryBarrier

```
// DataMemoryBarrier()
// =====

DataMemoryBarrier(MBReqDomain domain, MBReqTypes types);
```

Library pseudocode for shared/functions/memory/DataSynchronizationBarrier

```
// DataSynchronizationBarrier()
// =====

DataSynchronizationBarrier(MBReqDomain domain, MBReqTypes types, boolean nXS);
```

Library pseudocode for shared/functions/memory/DeviceType

```
// DeviceType
// =====
// Extended memory types for Device memory.

enumeration DeviceType {DeviceType_GRE, DeviceType_nGRE, DeviceType_nGnRE, DeviceType_nGnRnE};
```

Library pseudocode for shared/functions/memory/EffectiveMTX

```
// EffectiveMTX()
// =====
// Returns the effective MTX in the AArch64 stage 1 translation regime for "el".

bit EffectiveMTX(bits(64) address, boolean is_instr, bits(2) el)
    bit mtx;
    assert HaveEL(el);
    regime = S1TranslationRegime(el);
    assert(!ELUsingAArch32(regime));

    if !IsFeatureImplemented(FEAT_MTE4) || is_instr then
        mtx = '0';
    else
        case regime of
            when EL1
                mtx = if address<55> == '1' then TCR_EL1.MTX1 else TCR_EL1.MTX0;
            when EL2
                if IsFeatureImplemented(FEAT_VHE) && ELIsInHost(el) then
                    mtx = if address<55> == '1' then TCR_EL2.MTX1 else TCR_EL2.MTX0;
                else
                    mtx = TCR_EL2.MTX;
            when EL3
                mtx = TCR_EL3.MTX;

    return mtx;
```

Library pseudocode for shared/functions/memory/EffectiveTBI

```
// EffectiveTBI()
// =====
// Returns the effective TBI in the AArch64 stage 1 translation regime for "el".

bit EffectiveTBI(bits(64) address, boolean IsInstr, bits(2) el)
    bit tbi;
    bit tbid;
    assert HaveEL(el);
    regime = S1TranslationRegime(el);
    assert(!ELUsingAArch32(regime));

    case regime of
        when EL1
            tbi = if address<55> == '1' then TCR_EL1.TBI1 else TCR_EL1.TBI0;
            if IsFeatureImplemented(FEAT_PAuth) then
                tbid = if address<55> == '1' then TCR_EL1.TBID1 else TCR_EL1.TBID0;
        when EL2
            if IsFeatureImplemented(FEAT_VHE) && ELIsInHost(el) then
                tbi = if address<55> == '1' then TCR_EL2.TBI1 else TCR_EL2.TBI0;
                if IsFeatureImplemented(FEAT_PAuth) then
                    tbid = if address<55> == '1' then TCR_EL2.TBID1 else TCR_EL2.TBID0;
            else
                tbi = TCR_EL2.TBI;
                if IsFeatureImplemented(FEAT_PAuth) then tbid = TCR_EL2.TBID;
        when EL3
            tbi = TCR_EL3.TBI;
            if IsFeatureImplemented(FEAT_PAuth) then tbid = TCR_EL3.TBID;

    return (if (tbi == '1' && (!IsFeatureImplemented(FEAT_PAuth) || tbid == '0' ||
        !IsInstr)) then '1' else '0');
```

Library pseudocode for shared/functions/memory/EffectiveTCMA

```
// EffectiveTCMA()
// =====
// Returns the effective TCMA of a virtual address in the stage 1 translation regime for "el".

bit EffectiveTCMA(bits(64) address, bits(2) el)
    bit tcma;
    assert HaveEL(el);
    regime = S1TranslationRegime(el);
    assert(!ELUsingAArch32(regime));

    case regime of
        when EL1
            tcma = if address<55> == '1' then TCR_EL1.TCMA1 else TCR_EL1.TCMA0;
        when EL2
            if IsFeatureImplemented(FEAT_VHE) && ELIsInHost(el) then
                tcma = if address<55> == '1' then TCR_EL2.TCMA1 else TCR_EL2.TCMA0;
            else
                tcma = TCR_EL2.TCMA;
        when EL3
            tcma = TCR_EL3.TCMA;

    return tcma;
```

Library pseudocode for shared/functions/memory/ErrorState

```
// ErrorState
// =====
// The allowed error states that can be returned by memory and used by the PE.

enumeration ErrorState {ErrorState_UC,           // Uncontainable
                        ErrorState_UEU,          // Unrecoverable state
                        ErrorState_UEO,          // Restartable state
                        ErrorState_UER,          // Recoverable state
                        ErrorState_CE};           // Corrected
```

Library pseudocode for shared/functions/memory/Fault

```
// Fault
// =====
// Fault types.

enumeration Fault {Fault_None,
                   Fault_AccessFlag,
                   Fault_Alignment,
                   Fault_Background,
                   Fault_Domain,
                   Fault_Permission,
                   Fault_Translation,
                   Fault_AddressSize,
                   Fault_SyncExternal,
                   Fault_SyncExternalOnWalk,
                   Fault_SyncParity,
                   Fault_SyncParityOnWalk,
                   Fault_GPCFOnWalk,
                   Fault_GPCFOnOutput,
                   Fault_AsyncParity,
                   Fault_AsyncExternal,
                   Fault_TagCheck,
                   Fault_Debug,
                   Fault_TLBConflict,
                   Fault_BranchTarget,
                   Fault_HWUpdateAccessFlag,
                   Fault_Lockdown,
                   Fault_Exclusive,
                   Fault_ICacheMaint};
```

Library pseudocode for shared/functions/memory/FaultRecord

```
// FaultRecord
// =====
// Fields that relate only to Faults.

type FaultRecord is (
    Fault          statuscode,          // Fault Status
    AccessDescriptor accessdesc,      // Details of the faulting access
    bits(64)      vaddress,           // Faulting virtual address
    FullAddress   ipaddress,          // Intermediate physical address
    GPCFRecord    gpcf,              // Granule Protection Check Fault record
    FullAddress   paddress,          // Physical address
    boolean       gpcfs2walk,         // GPC for a stage 2 translation table walk
    boolean       s2fslwalk,         // Is on a Stage 1 translation table walk
    boolean       write,              // TRUE for a write, FALSE for a read
    boolean       sltagnotdata,       // TRUE for a fault due to tag not accessible at stage 1.
    boolean       tagaccess,          // TRUE for a fault due to NoTagAccess permission.
    integer       level,              // For translation, access flag and Permission faults
    bit           extflag,            // IMPLEMENTATION DEFINED syndrome for External aborts
    boolean       secondstage,        // Is a Stage 2 abort
    boolean       assuredonly,        // Stage 2 Permission fault due to AssuredOnly attribute
    boolean       toplevel,           // Stage 2 Permission fault due to TopLevel
    boolean       overlay,            // Fault due to overlay permissions
    boolean       dirtybit,           // Fault due to dirty state
    bits(4)       domain,             // Domain number, AArch32 only
    ErrorState    merrorstate,        // Incoming error state from memory
    boolean       hdbssf,             // Fault caused by HDBSS
    WatchpointInfo watchptinfo,      // Watchpoint related fields
    bits(4)       debugmoe           // Debug method of entry, from AArch32 only
)
```

Library pseudocode for shared/functions/memory/FullAddress

```
// FullAddress
// =====
// Physical or Intermediate Physical Address type.
// Although AArch32 only has access to 40 bits of physical or intermediate physical address space,
// the full address type has 56 bits to allow interprocessing with AArch64.
// The maximum physical or intermediate physical address size is IMPLEMENTATION DEFINED,
// but never exceeds 56 bits.

type FullAddress is (
    PASpace       paspace,
    bits(56)     address
)
```

Library pseudocode for shared/functions/memory/GPCF

```
// GPCF
// ====
// Possible Granule Protection Check Fault reasons

enumeration GPCF {
    GPCF_None,          // No fault
    GPCF_AddressSize,   // GPT address size fault
    GPCF_Walk,          // GPT walk fault
    GPCF_EABT,          // Synchronous External abort on GPT fetch
    GPCF_Fail           // Granule protection fault
};
```

Library pseudocode for shared/functions/memory/GPCFRecord

```
// GPCFRecord
// =====
// Full details of a Granule Protection Check Fault

type GPCFRecord is (
    GPCF    gpfc,
    integer level
)
```

Library pseudocode for shared/functions/memory/Hint_Prefetch

```
// Hint_Prefetch()
// =====
// Signals the memory system that memory accesses of type HINT to or from the specified address are
// likely in the near future. The memory system may take some action to speed up the memory
// accesses when they do occur, such as pre-loading the specified address into one or more
// caches as indicated by the innermost cache level target (0=L1, 1=L2, etc) and non-temporal hint
// stream. Any or all prefetch hints may be treated as a NOP. A prefetch hint must not cause a
// synchronous abort due to Alignment or Translation faults and the like. Its only effect on
// software-visible state should be on caches and TLBs associated with address, which must be
// accessible by reads, writes or execution, as defined in the translation regime of the current
// Exception level. It is guaranteed not to access Device memory.
// A Prefetch_EXEC hint must not result in an access that could not be performed by a speculative
// instruction fetch, therefore if all associated MMUs are disabled, then it cannot access any
// memory location that cannot be accessed by instruction fetches.

Hint_Prefetch(bits(64) address, PrefetchHint hint, integer target, boolean stream);
```

Library pseudocode for shared/functions/memory/Hint_RangePrefetch

```
// Hint_RangePrefetch()
// =====
// Signals the memory system that data memory accesses from a specified range
// of addresses are likely to occur in the near future. The memory system can
// respond by taking actions that are expected to speed up the memory accesses
// when they do occur, such as preloading the locations within the specified
// address ranges into one or more caches.

Hint_RangePrefetch(bits(64) address, integer length, integer stride,
    integer count, integer reuse, bits(6) operation);
```

Library pseudocode for shared/functions/memory/IsContiguousSVEAccess

```
// IsContiguousSVEAccess()
// =====
// Return TRUE if memory access is contiguous load/stores in an SVE mode.

boolean IsContiguousSVEAccess(AccessDescriptor accdesc)
    return (IsFeatureImplemented(FEAT_SVE) &&
        accdesc.acctype == AccessType\_SVE &&
        accdesc.contiguous);
```

Library pseudocode for shared/functions/memory/IsDataAccess

```
// IsDataAccess()
// =====
// Return TRUE if access is to data memory.

boolean IsDataAccess(AccessType acctype)
    return ! acctype IN {AccessType\_IFETCH,
        AccessType\_TTW,
        AccessType\_DC,
        AccessType\_IC,
        AccessType\_AT};
```

Library pseudocode for shared/functions/memory/IsRelaxedWatchpointAccess

```
// IsRelaxedWatchpointAccess()
// =====
// Return TRUE if memory access is one of -
// - SIMD&FP load/store instruction when the PE is in Streaming SVE mode
// - SVE contiguous vector load/store instruction.
// - SME load/store instruction

boolean IsRelaxedWatchpointAccess(AccessDescriptor accdesc)
    return (IsContiguousSVEAccess(accdesc) ||
           IsSMEAccess(accdesc) ||
           (IsSIMDFPAccess(accdesc) && InStreamingMode()));
```

Library pseudocode for shared/functions/memory/IsSIMDFPAccess

```
// IsSIMDFPAccess()
// =====
// Return TRUE if access is SIMD&FP.

boolean IsSIMDFPAccess(AccessDescriptor accdesc)
    return accdesc.acctype == AccessType\_ASIMD;
```

Library pseudocode for shared/functions/memory/IsSMEAccess

```
// IsSMEAccess()
// =====
// Return TRUE if access is of SME load/stores.

boolean IsSMEAccess(AccessDescriptor accdesc)
    return IsFeatureImplemented(FEAT_SME) && accdesc.acctype == AccessType\_SME;
```

Library pseudocode for shared/functions/memory/MBReqDomain

```
// MBReqDomain
// =====
// Memory barrier domain.

enumeration MBReqDomain    {MBReqDomain_Nonshareable, MBReqDomain_InnerShareable,
                           MBReqDomain_OuterShareable, MBReqDomain_FullSystem};
```

Library pseudocode for shared/functions/memory/MBReqTypes

```
// MBReqTypes
// =====
// Memory barrier read/write.

enumeration MBReqTypes     {MBReqTypes_Reads, MBReqTypes_Writes, MBReqTypes_All};
```


Library pseudocode for shared/functions/memory/MemAtomicOp

```
// MemAtomicOp
// =====
// Atomic data processing instruction types.

enumeration MemAtomicOp {
    MemAtomicOp_GCSSS1,
    MemAtomicOp_ADD,
    MemAtomicOp_BIC,
    MemAtomicOp_EOR,
    MemAtomicOp_ORR,
    MemAtomicOp_SMAX,
    MemAtomicOp_SMIN,
    MemAtomicOp_UMAX,
    MemAtomicOp_UMIN,
    MemAtomicOp_SWP,
    MemAtomicOp_CAS,
    MemAtomicOp_FPADD,
    MemAtomicOp_FPMAX,
    MemAtomicOp_FPMIN,
    MemAtomicOp_FPMAXNM,
    MemAtomicOp_FPMINNM,
    MemAtomicOp_BFADD,
    MemAtomicOp_BFMAX,
    MemAtomicOp_BFMIN,
    MemAtomicOp_BFMAXNM,
    MemAtomicOp_BFMINNM
};
```

Library pseudocode for shared/functions/memory/MemAttrHints

```
// MemAttrHints
// =====
// Attributes and hints for Normal memory.

type MemAttrHints is (
    bits(2) attrs, // See MemAttr_*, Cacheability attributes
    bits(2) hints, // See MemHint_*, Allocation hints
    boolean transient
)
```

Library pseudocode for shared/functions/memory/MemOp

```
// MemOp
// =====
// Memory access instruction types.

enumeration MemOp {MemOp_LOAD, MemOp_STORE, MemOp_PREFETCH};
```

Library pseudocode for shared/functions/memory/MemType

```
// MemType
// =====
// Basic memory types.

enumeration MemType {MemType_Normal, MemType_Device};
```

Library pseudocode for shared/functions/memory/Memory

```
// Memory Tag type
// =====

enumeration MemTagType {
    MemTag_Untagged,
    MemTag_AllocationTagged,
    MemTag_CanonicallyTagged
};
```

Library pseudocode for shared/functions/memory/MemoryAttributes

```
// MemoryAttributes
// =====
// Memory attributes descriptor

type MemoryAttributes is (
    MemType      memtype,
    DeviceType   device,      // For Device memory types
    MemAttrHints inner,      // Inner hints and attributes
    MemAttrHints outer,      // Outer hints and attributes
    Shareability shareability, // Shareability attribute
    MemTagType   tags,      // MTE tag type for this memory.
    boolean      notagaccess, // Allocation Tag access permission
    bit          xs          // XS attribute
);
```

Library pseudocode for shared/functions/memory/NewAccDesc

```
// NewAccDesc()
// =====
// Create a new AccessDescriptor with initialised fields

AccessDescriptor NewAccDesc(AccessType acctype)
    AccessDescriptor accdesc;

    accdesc.acctype          = acctype;
    accdesc.el               = PSTATE.EL;
    accdesc.ss               = SecurityStateAtEL(PSTATE.EL);
    accdesc.acqsc            = FALSE;
    accdesc.acqpc            = FALSE;
    accdesc.relsc            = FALSE;
    accdesc.limitedordered   = FALSE;
    accdesc.exclusive        = FALSE;
    accdesc.rcw              = FALSE;
    accdesc.rcws             = FALSE;
    accdesc.atomicop         = FALSE;
    accdesc.nontemporal      = FALSE;
    accdesc.read             = FALSE;
    accdesc.write            = FALSE;
    accdesc.pan              = FALSE;
    accdesc.nonfault         = FALSE;
    accdesc.firstfault       = FALSE;
    accdesc.first            = FALSE;
    accdesc.contiguous       = FALSE;
    accdesc.streamingsve     = FALSE;
    accdesc.ls64             = FALSE;
    accdesc.withstatus       = FALSE;
    accdesc.mops             = FALSE;
    accdesc.a32lsmd          = FALSE;
    accdesc.tagchecked        = FALSE;
    accdesc.tagaccess        = FALSE;
    accdesc.stzgm            = FALSE;
    accdesc.transactional    = FALSE;
    accdesc.mpam             = GenMPAMCurEL(acctype);
    accdesc.ispair           = FALSE;
    accdesc.highestaddressfirst = FALSE;

    return accdesc;
```

Library pseudocode for shared/functions/memory/PASpace

```
// PASpace
// =====
// Physical address spaces

enumeration PASpace {
    PAS_Root,
    PAS_SystemAgent,
    PAS_NonSecureProtected,
    PAS_NA6,                // Reserved
    PAS_NA7,                // Reserved
    PAS_Realm,
    PAS_Secure,
    PAS_NonSecure
};
```

Library pseudocode for shared/functions/memory/Permissions

```
// Permissions
// =====
// Access Control bits in translation table descriptors

type Permissions is (
    bits(2) ap_table,    // Stage 1 hierarchical access permissions
    bit     xn_table,    // Stage 1 hierarchical execute-never for single EL regimes
    bit     pxn_table,   // Stage 1 hierarchical privileged execute-never
    bit     uxnx_table,  // Stage 1 hierarchical unprivileged execute-never
    bits(3) ap,          // Stage 1 access permissions
    bit     xn,          // Stage 1 execute-never for single EL regimes
    bit     uxnx,        // Stage 1 unprivileged execute-never
    bit     pxnx,        // Stage 1 privileged execute-never
    bits(4) ppi,         // Stage 1 privileged indirect permissions
    bits(4) upi,         // Stage 1 unprivileged indirect permissions
    bit     ndirty,      // Stage 1 dirty state for indirect permissions scheme
    bits(4) s2pi,        // Stage 2 indirect permissions
    bit     s2dirty,     // Stage 2 dirty state
    bits(4) po_index,    // Stage 1 overlay permissions index
    bits(4) s2po_index,  // Stage 2 overlay permissions index
    bits(2) s2ap,        // Stage 2 access permissions
    bit     s2tag_na,    // Stage 2 tag access
    bit     s2xnx,       // Stage 2 extended execute-never
    bit     dbm,         // Dirty bit management
    bit     s2xn         // Stage 2 execute-never
)
```

Library pseudocode for shared/functions/memory/PhysMemRead

```
// PhysMemRead()
// =====
// Returns the value read from memory, and a status.
// Returned value is UNKNOWN if an External abort occurred while reading the
// memory.
// Otherwise the PhysMemRetStatus statuscode is Fault_None.

(PhysMemRetStatus, bits(8*size)) PhysMemRead(AddressDescriptor desc, integer size,
AccessDescriptor accdesc);
```

Library pseudocode for shared/functions/memory/PhysMemRetStatus

```
// PhysMemRetStatus
// =====
// Fields that relate only to return values of PhysMem functions.

type PhysMemRetStatus is (
    Fault      statuscode,    // Fault Status
    bit        extflag,      // IMPLEMENTATION DEFINED syndrome for External aborts
    ErrorState merrorstate,  // Optional error state returned on a physical memory access
    bits(64)   store64bstatus // Status of 64B store
)
```

Library pseudocode for shared/functions/memory/PhysMemWrite

```
// PhysMemWrite()
// =====
// Writes the value to memory, and returns the status of the write.
// If there is an External abort on the write, the PhysMemRetStatus indicates this.
// Otherwise the statuscode of PhysMemRetStatus is Fault_None.

PhysMemRetStatus PhysMemWrite(AddressDescriptor desc, integer size, AccessDescriptor accdesc,
    bits(8*size) value);
```

Library pseudocode for shared/functions/memory/PrefetchHint

```
// PrefetchHint
// =====
// Prefetch hint types.

enumeration PrefetchHint {Prefetch_READ, Prefetch_WRITE, Prefetch_EXEC};
```

Library pseudocode for shared/functions/memory/S1AccessControls

```
// S1AccessControls
// =====
// Effective access controls defined by stage 1 translation

type S1AccessControls is (
    bit r,                // Stage 1 base read permission
    bit w,                // Stage 1 base write permission
    bit x,                // Stage 1 base execute permission
    bit gcs,              // Stage 1 GCS permission
    boolean overlay,      // Stage 1 overlay feature enabled
    bit or,               // Stage 1 overlay read permission
    bit ow,               // Stage 1 overlay write permission
    bit ox,               // Stage 1 overlay execute permission
    bit wxn               // Stage 1 write permission implies execute-never
)
)
```

Library pseudocode for shared/functions/memory/S2AccessControls

```
// S2AccessControls
// =====
// Effective access controls defined by stage 2 translation

type S2AccessControls is (
    bit r,                // Stage 2 read permission.
    bit w,                // Stage 2 write permission.
    bit x,                // Stage 2 execute permission.
    bit r_rcw,            // Stage 2 Read perms for RCW instruction.
    bit w_rcw,            // Stage 2 Write perms for RCW instruction.
    bit r_mmu,            // Stage 2 Read perms for TTW data.
    bit w_mmu,            // Stage 2 Write perms for TTW data.
    bit toplevel0,        // IPA as top level table for TTBR0_EL1.
    bit toplevel1,        // IPA as top level table for TTBR1_EL1.
    boolean overlay,      // Overlay enable
    bit or,               // Stage 2 overlay read permission.
    bit ow,               // Stage 2 overlay write permission.
    bit ox,               // Stage 2 overlay execute permission.
    bit or_rcw,           // Stage 2 overlay Read perms for RCW instruction.
    bit ow_rcw,           // Stage 2 overlay Write perms for RCW instruction.
    bit or_mmu,           // Stage 2 overlay Read perms for TTW data.
    bit ow_mmu,           // Stage 2 overlay Write perms for TTW data.
)
)
```

Library pseudocode for shared/functions/memory/Shareability

```
// Shareability
// =====

enumeration Shareability {
    Shareability_NSH,
    Shareability_ISH,
    Shareability_OSH
};
```

Library pseudocode for shared/functions/memory/SpeculativeStoreBypassBarrierToPA

```
// SpeculativeStoreBypassBarrierToPA()
// =====

SpeculativeStoreBypassBarrierToPA();
```

Library pseudocode for shared/functions/memory/SpeculativeStoreBypassBarrierToVA

```
// SpeculativeStoreBypassBarrierToVA()
// =====

SpeculativeStoreBypassBarrierToVA();
```

Library pseudocode for shared/functions/memory/Tag

```
// Tag Granule size
// =====

constant integer LOG2_TAG_GRANULE = 4;

constant integer TAG_GRANULE = 1 << LOG2\_TAG\_GRANULE;
```

Library pseudocode for shared/functions/memory/VARange

```
// VARange
// =====
// Virtual address ranges

enumeration VARange {
    VARange_LOWER,
    VARange_UPPER
};
```

Library pseudocode for shared/functions/mpam/AltPARTIDSpace

```
// AltPARTIDSpace()
// =====
// From the Security state, EL and ALTSP configuration, determine
// whether to primary space or the alt space is selected and which
// PARTID space is the alternative space. Return that alternative
// PARTID space if selected or the primary space if not.

PARTIDSpaceType AltPARTIDSpace(bits(2) el, SecurityState security,
                                PARTIDSpaceType primaryPIDSpace)
    case security of
        when SS\_NonSecure
            assert el != EL3;
            return primaryPIDSpace;
        when SS\_Secure
            assert el != EL3;
            if primaryPIDSpace == PIDSpace\_NonSecure then
                return primaryPIDSpace;
            return AltPIDSecure(el, primaryPIDSpace);
        when SS\_Root
            assert el == EL3;
            if MPAM3_EL3.ALTSP_EL3 == '1' then
                if MPAM3_EL3.RT_ALTSP_NS == '1' then
                    return PIDSpace\_NonSecure;
                else
                    return PIDSpace\_Secure;
            else
                return primaryPIDSpace;
        when SS\_Realm
            assert el != EL3;
            return AltPIDRealm(el, primaryPIDSpace);
        otherwise
            Unreachable();
```

Library pseudocode for shared/functions/mpam/AltPIDRealm

```
// AltPIDRealm()
// =====
// Compute PARTID space as either the primary PARTID space or
// alternative PARTID space in the Realm Security state.
// Helper for AltPARTIDSpace.

PARTIDSpaceType AltPIDRealm(bits(2) el, PARTIDSpaceType primaryPIDSpace)
    PARTIDSpaceType PIDSpace = primaryPIDSpace;
    case el of
        when EL0
            if ELIsInHost(EL0) then
                if !UsePrimarySpaceEL2() then
                    PIDSpace = PIDSpace\_NonSecure;
            elsif !UsePrimarySpaceEL10() then
                PIDSpace = PIDSpace\_NonSecure;
        when EL1
            if !UsePrimarySpaceEL10() then
                PIDSpace = PIDSpace\_NonSecure;
        when EL2
            if !UsePrimarySpaceEL2() then
                PIDSpace = PIDSpace\_NonSecure;
        otherwise
            Unreachable();
    return PIDSpace;
```

Library pseudocode for shared/functions/mpam/AltPIDSecure

```
// AltPIDSecure()
// =====
// Compute PARTID space as either the primary PARTID space or
// alternative PARTID space in the Secure Security state.
// Helper for AltPARTIDSpace.

PARTIDSpaceType AltPIDSecure(bits(2) el, PARTIDSpaceType primaryPIDSpace)
PARTIDSpaceType PIDSpace = primaryPIDSpace;
case el of
  when EL0
    if EL2Enabled() then
      if ELIsInHost(EL0) then
        if !UsePrimarySpaceEL2() then
          PIDSpace = PIDSpace NonSecure;
        elsif !UsePrimarySpaceEL10() then
          PIDSpace = PIDSpace NonSecure;
        elsif MPAM3_EL3.ALTSP_HEN == '0' && MPAM3_EL3.ALTSP_HFC == '1' then
          PIDSpace = PIDSpace NonSecure;
      when EL1
        if EL2Enabled() then
          if !UsePrimarySpaceEL10() then
            PIDSpace = PIDSpace NonSecure;
          elsif MPAM3_EL3.ALTSP_HEN == '0' && MPAM3_EL3.ALTSP_HFC == '1' then
            PIDSpace = PIDSpace NonSecure;
        when EL2
          if !UsePrimarySpaceEL2() then
            PIDSpace = PIDSpace NonSecure;
        otherwise
          Unreachable();
return PIDSpace;
```

Library pseudocode for shared/functions/mpam/DefaultMPAMInfo

```
// DefaultMPAMInfo()
// =====
// Returns default MPAM info. The partidspace argument sets
// the PARTID space of the default MPAM information returned.

MPAMInfo DefaultMPAMInfo(PARTIDSpaceType partidspace)
MPAMInfo defaultinfo;
defaultinfo.mpam_sp = partidspace;
defaultinfo.partid = DEFAULT\_PARTID;
defaultinfo.pmg = DEFAULT\_PMG;
return defaultinfo;
```


Library pseudocode for shared/functions/mpam/GenMPAM

```
// GenMPAM()
// =====
// Returns MPAMinfo for Exception level el.
// If mpamdata.sm is TRUE returns MPAM information using MPAMSM_EL.{PARTID_D, PMG_D}.
// If mpamdata.trb is TRUE returns MPAM information using TRBMPAM_EL1.{PARTID, PMG}.
// If mpamdata.in_d is TRUE returns MPAM information using MPAMel_ELx.{PARTID_I, PMG_I}.
// Otherwise returns MPAM information using MPAMel_ELx.{PARTID_D, PMG_D}.

MPAMinfo GenMPAM(bits(2) el, MPAMdata mpamdata, PARTIDSpaceType pspace)
    MPAMinfo returninfo;
    PARTIDType partidel;
    boolean perr;
    // gstplk is guest OS application locked by the EL2 hypervisor to
    // only use EL1 the virtual machine's PARTIDs.
    constant boolean gstplk = (el == EL0 && EL2Enabled() &&
                               MPAMHCR_EL2.GSTAPP_PLK == '1' &&
                               HCR_EL2.TGE == '0');
    constant bits(2) eff_el = if gstplk then EL1 else el;
    (partidel, perr) = GenPARTID(eff_el, mpamdata);
    constant PMGType groupe1 = GenPMG(eff_el, mpamdata, perr);
    returninfo.mpam_sp = pspace;
    returninfo.partid = partidel;
    returninfo.pmg     = groupe1;
    return returninfo;
```

Library pseudocode for shared/functions/mpam/GenMPAMAtEL

```
// GenMPAMAtEL()
// =====
// Returns MPAMInfo for the specified EL.
// May be called if MPAM is not implemented (but in a version that supports
// MPAM), MPAM is disabled, or in AArch32. In AArch32, convert the mode to
// EL if can and use that to drive MPAM information generation. If mode
// cannot be converted, MPAM is not implemented, or MPAM is disabled return
// default MPAM information for the current security state.

MPAMInfo GenMPAMAtEL(AccessType acctype, bits(2) el)
    bits(2) mpamEL;
    boolean validEL = FALSE;
    constant SecurityState security = SecurityStateAtEL(el);
    MPAMdata mpamdata = GenNewMPAMData();
    PARTIDSpaceType pspace = PARTIDSpaceFromSS(security);
    if pspace == PIDSpace NonSecure && !MPAMIsEnabled() then
        return DefaultMPAMInfo(pspace);
    if UsingAArch32() then
        (validEL, mpamEL) = ELFromM32(PSTATE.M);
    else
        mpamEL = if acctype == AccessType NV2 then EL2 else el;
        validEL = TRUE;
    case acctype of
        when AccessType IFETCH, AccessType IC
            mpamdata.in_d = TRUE;
        when AccessType SME
            mpamdata.sm = (boolean IMPLEMENTATION_DEFINED "Shared SMCU" ||
                           boolean IMPLEMENTATION_DEFINED "MPAMSM_EL1 label precedence");
        when AccessType FP, AccessType ASIMD, AccessType SVE
            mpamdata.sm = (IsFeatureImplemented(FEAT_SME) && PSTATE.SM == '1' &&
                           (boolean IMPLEMENTATION_DEFINED "Shared SMCU" ||
                            boolean IMPLEMENTATION_DEFINED "MPAMSM_EL1 label precedence"));
        when AccessType TRBE
            mpamdata.trb = (IsFeatureImplemented(FEAT_TRBE_MPAM) && !SelfHostedTraceEnabled() &&
                           TRBMPAM_EL1.EN == '1');
            if mpamdata.trb then
                SecurityState ss;
                case TRBMPAM_EL1.MPAM_SP of
                    when '00' ss = SS Secure;
                    when '01' ss = SS NonSecure;
                    when '10' ss = SS Root;
                    when '11' ss = SS Realm;
                pspace = PARTIDSpaceFromSS(ss);
            otherwise
                // Other access types are DATA accesses
                mpamdata.in_d = FALSE;
    if !validEL then
        return DefaultMPAMInfo(pspace);
    elsif IsFeatureImplemented(FEAT_RME) && MPAMIDR_EL1.HAS_ALTSP == '1' then
        // Substitute alternative PARTID space if selected
        pspace = AltPARTIDSpace(mpamEL, security, pspace);
    if IsFeatureImplemented(FEAT_MPAMv0p1) && MPAMIDR_EL1.HAS_FORCE_NS == '1' then
        if MPAM3_EL3.FORCE_NS == '1' && security == SS Secure then
            pspace = PIDSpace NonSecure;
    if ((IsFeatureImplemented(FEAT_MPAMv0p1) || IsFeatureImplemented(FEAT_MPAMv1p1)) &&
        MPAMIDR_EL1.HAS_SDEFLT == '1') then
        if MPAM3_EL3.SDEFLT == '1' && security == SS Secure then
            return DefaultMPAMInfo(pspace);
    if !MPAMIsEnabled() then
        return DefaultMPAMInfo(pspace);
    else
        return GenMPAM(mpamEL, mpamdata, pspace);
```

Library pseudocode for shared/functions/mpam/GenMPAMCurEL

```
// GenMPAMCurEL()
// =====
// Returns MPAMInfo for the current EL and security state.
// May be called if MPAM is not implemented (but in a version that supports
// MPAM), MPAM is disabled, or in AArch32. In AArch32, convert the mode to
// EL if can and use that to drive MPAM information generation. If mode
// cannot be converted, MPAM is not implemented, or MPAM is disabled return
// default MPAM information for the current security state.

MPAMInfo GenMPAMCurEL(AccessType acctype)
    return GenMPAMAtEL(acctype, PSTATE.EL);
```

Library pseudocode for shared/functions/mpam/GenNewMPAMData

```
// GenNewMPAMData()
// =====

MPAMdata GenNewMPAMData()
    MPAMdata mpamdata;
    mpamdata.in_d = FALSE;
    mpamdata.sm = FALSE;
    mpamdata.trb = FALSE;
    return mpamdata;
```

Library pseudocode for shared/functions/mpam/GenPARTID

```
// GenPARTID()
// =====
// Returns physical PARTID and error boolean for Exception level el.
// If mpamdata.sm is TRUE then PARTID is from MPAMSM_EL1.PARTID_D.
// If mpamdata.trb is TRUE then PARTID is from TRBMPAM_EL1.PARTID.
// If mpamdata.in_d is TRUE then PARTID is from MPAMEL_ELx.PARTID_I.
// Otherwise, the PARTID is from MPAMEL_ELx.PARTID_D.

(PARTIDType, boolean) GenPARTID(bits(2) el, MPAMdata mpamdata)
    constant PARTIDType partidel = GetMPAM PARTID(el, mpamdata);
    constant PARTIDType partid_max = (if mpamdata.trb then TRBDEVID1.PARTID_MAX
                                     else MPAMIDR_EL1.PARTID_MAX);

    if UInt(partidel) > UInt(partid_max) then
        return (DEFAULT PARTID, TRUE);
    if MPAMIsVirtual(el, mpamdata) then
        return MAP\_vPARTID(partidel);
    else
        return (partidel, FALSE);
```

Library pseudocode for shared/functions/mpam/GenPMG

```
// GenPMG()
// =====
// Returns PMG for Exception level el.
// If mpamdata.sm is TRUE then PMG is from MPAMSM_EL1.PMG_D.
// If mpamdata.trb is TRUE then PMG is from TRBMPAM_EL1.PMG.
// If mpamdata.in_d is TRUE then PMG is from MPAMel_ELx.PMG_I.
// Otherwise, PMG is from MPAMel_ELx.PMG_D.
// If PMG generation (GenPMG) encountered an error, GenPMG() should be
// called with partid_err as TRUE.

PMGType GenPMG(bits(2) el, MPAMdata mpamdata, boolean partid_err)
    constant integer pmg_max = (if mpamdata.trb then UInt(TRBDEVID1.PMG_MAX)
                                else UInt(MPAMIDR_EL1.PMG_MAX));
    // It is CONSTRAINED UNPREDICTABLE whether partid_err forces PMG to
    // use the default or if it uses the PMG from getMPAM_PMG.
    if partid_err then
        return DEFAULT\_PMG;
    constant PMGType groupe1 = GetMPAM\_PMG(el, mpamdata);
    if UInt(groupe1) <= pmg_max then
        return groupe1;
    return DEFAULT\_PMG;
```

Library pseudocode for shared/functions/mpam/GetMPAM_PARTID

```
// GetMPAM_PARTID()
// =====
// Returns a PARTID
// If mpamdata.sm is TRUE, the MPAMSM_EL1 register is used.
// If mpamdata.trb is TRUE, the TRBMPAM_EL1 register is used.
// If mpamdata.in_d is TRUE, use the MPAMn_ELx.PARTID_I field selected MPAMn.
// Otherwise, use the MPAMn_ELx.PARTID_D field selected by MPAMn.

PARTIDType GetMPAM_PARTID(bits(2) MPAMn, MPAMdata mpamdata)
    PARTIDType partid;

    if mpamdata.sm then
        partid = MPAMSM_EL1.PARTID_D;
        return partid;

    if mpamdata.trb then
        return TRBMPAM_EL1.PARTID;

    if mpamdata.in_d then
        case MPAMn of
            when '11' partid = MPAM3_EL3.PARTID_I;
            when '10' partid = if EL2Enabled() then MPAM2_EL2.PARTID_I else DEFAULT\_PARTID;
            when '01' partid = MPAM1_EL1.PARTID_I;
            when '00' partid = MPAM0_EL1.PARTID_I;
        else
            case MPAMn of
                when '11' partid = MPAM3_EL3.PARTID_D;
                when '10' partid = if EL2Enabled() then MPAM2_EL2.PARTID_D else DEFAULT\_PARTID;
                when '01' partid = MPAM1_EL1.PARTID_D;
                when '00' partid = MPAM0_EL1.PARTID_D;
            return partid;
```

Library pseudocode for shared/functions/mpam/GetMPAM_PMG

```
// GetMPAM_PMG()
// =====
// Returns a PMG.
// If mpamdata.sm is TRUE, the MPAMSM_EL1 register is used.
// If mpamdata.trb is TRUE, the TRBMPAM_EL1 register is used.
// If mpamdata.in_d is TRUE, use the MPAMn_ELx.PMG_I field selected MPAMn.
// Otherwise, use the MPAMn_ELx.PMG_D field selected by MPAMn.

PMGType GetMPAM_PMG(bits(2) MPAMn, MPAMdata mpamdata)
    PMGType pmg;

    if mpamdata.sm then
        pmg = MPAMSM_EL1.PMG_D;
        return pmg;

    if mpamdata.trb then
        return TRBMPAM_EL1.PMG;

    if mpamdata.in_d then
        case MPAMn of
            when '11' pmg = MPAM3_EL3.PMG_I;
            when '10' pmg = if EL2Enabled() then MPAM2_EL2.PMG_I else DEFAULT\_PMG;
            when '01' pmg = MPAM1_EL1.PMG_I;
            when '00' pmg = MPAM0_EL1.PMG_I;
        else
            case MPAMn of
                when '11' pmg = MPAM3_EL3.PMG_D;
                when '10' pmg = if EL2Enabled() then MPAM2_EL2.PMG_D else DEFAULT\_PMG;
                when '01' pmg = MPAM1_EL1.PMG_D;
                when '00' pmg = MPAM0_EL1.PMG_D;
            return pmg;
```

Library pseudocode for shared/functions/mpam/MAP_vPARTID

```
// MAP_vPARTID()
// =====
// Performs conversion of virtual PARTID into physical PARTID
// Contains all of the error checking and implementation
// choices for the conversion.

(PARTIDType, boolean) MAP_vPARTID(PARTIDType vpartid)
    // should not ever be called if EL2 is not implemented
    // or is implemented but not enabled in the current
    // security state.
    PARTIDType ret;
    boolean err;
    integer virt      = UInt(vpartid);
    constant integer vpmrmax = UInt(MPAMIDR_EL1.VPMR_MAX);

    // vpartid_max is largest vpartid supported
    constant integer vpartid_max = (vpmrmax << 2) + 3;

    // One of many ways to reduce vpartid to value less than vpartid_max.
    if UInt(vpartid) > vpartid_max then
        virt = virt MOD (vpartid_max+1);

    // Check for valid mapping entry.
    if MPAMVPMV_EL2<virt> == '1' then
        // vpartid has a valid mapping so access the map.
        ret = mapvpmw(virt);
        err = FALSE;

    // Is the default virtual PARTID valid?
    elseif MPAMVPMV_EL2<0> == '1' then
        // Yes, so use default mapping for vpartid == 0.
        ret = MPAMVPM0_EL2<0 +: 16>;
        err = FALSE;

    // Neither is valid so use default physical PARTID.
    else
        ret = DEFAULT_PARTID;
        err = TRUE;

    // Check that the physical PARTID is in-range.
    // This physical PARTID came from a virtual mapping entry.
    constant integer partid_max = UInt(MPAMIDR_EL1.PARTID_MAX);
    if UInt(ret) > partid_max then
        // Out of range, so return default physical PARTID
        ret = DEFAULT_PARTID;
        err = TRUE;
    return (ret, err);
```

Library pseudocode for shared/functions/mpam/MPAM

```
constant PARTIDType DEFAULT_PARTID = 0<15:0>;
constant PMGType    DEFAULT_PMG    = 0<7:0>;

// Defines the MPAM _engine_. The _engine_ produces the MPAM labels for memory
// accesses from the state information stored in the MPAM System registers.

// The MPAM _engine_ runs in all states and with the MPAM AArch64 system
// registers and PE execution state controlling its behavior.

// MPAM Types
// =====

type PARTIDType = bits(16);

type PMGType = bits(8);

enumeration PARTIDSpaceType {
    PIDSpace_Secure,
    PIDSpace_Root,
    PIDSpace_Realm,
    PIDSpace_NonSecure
};

type MPAMInfo is (
    PARTIDSpaceType mpam_sp,
    PARTIDType partid,
    PMGType pmg
)

type MPAMdata is (
    boolean in_d,          // TRUE for instruction accesses
    boolean sm,            // TRUE for SME, SVE, SIMD&FP access, and SVE prefetch
                           // instructions, when the PE is in Streaming mode
    boolean trb            // TRUE for TRBE accesses using External mode when TRBMPAM_EL1.EN is 0b1
)
```

Library pseudocode for shared/functions/mpam/MPAMIsEnabled

```
// MPAMIsEnabled()
// =====
// Returns TRUE if MPAMIsEnabled.

boolean MPAMIsEnabled()
    el = HighestEL();
    case el of
        when EL3 return MPAM3_EL3.MPAMEN == '1';
        when EL2 return MPAM2_EL2.MPAMEN == '1';
        when EL1 return MPAM1_EL1.MPAMEN == '1';
```

Library pseudocode for shared/functions/mpam/MPAMIsVirtual

```
// MPAMIsVirtual()
// =====
// Returns TRUE if MPAM is configured to be virtual at EL.

boolean MPAMIsVirtual(bits(2) el, MPAMdata mpamdata)
    if mpamdata.trb then
        return FALSE;

    return (MPAMIDR_EL1.HAS_HCR == '1' && EL2Enabled() &&
        ((el == EL0 && MPAMHCR_EL2.EL0_VPMEN == '1' && !ELIsInHost(EL0)) ||
        (el == EL1 && MPAMHCR_EL2.EL1_VPMEN == '1')));
```

Library pseudocode for shared/functions/mpam/PARTIDSpaceFromSS

```
// PARTIDSpaceFromSS()
// =====
// Returns the primary PARTID space from the Security State.

PARTIDSpaceType PARTIDSpaceFromSS(SecurityState security)
    case security of
        when SS\_NonSecure
            return PIDSpace\_NonSecure;
        when SS\_Root
            return PIDSpace\_Root;
        when SS\_Realm
            return PIDSpace\_Realm;
        when SS\_Secure
            return PIDSpace\_Secure;
        otherwise
            Unreachable();
```

Library pseudocode for shared/functions/mpam/UsePrimarySpaceEL10

```
// UsePrimarySpaceEL10()
// =====
// Checks whether Primary space is configured in the
// MPAM3_EL3 and MPAM2_EL2 ALTSP control bits that affect
// MPAM ALTSP use at EL1 and EL0.

boolean UsePrimarySpaceEL10()
    if MPAM3_EL3.ALTSP_HEN == '0' then
        return MPAM3_EL3.ALTSP_HFC == '0';
    return !MPAMIsEnabled() || !EL2Enabled() || MPAM2_EL2.ALTSP_HFC == '0';
```

Library pseudocode for shared/functions/mpam/UsePrimarySpaceEL2

```
// UsePrimarySpaceEL2()
// =====
// Checks whether Primary space is configured in the
// MPAM3_EL3 and MPAM2_EL2 ALTSP control bits that affect
// MPAM ALTSP use at EL2.

boolean UsePrimarySpaceEL2()
    if MPAM3_EL3.ALTSP_HEN == '0' then
        return MPAM3_EL3.ALTSP_HFC == '0';
    return !MPAMIsEnabled() || MPAM2_EL2.ALTSP_EL2 == '0';
```


Library pseudocode for shared/functions/mpam/mapvpmw

```
// mapvpmw()
// =====
// Map a virtual PARTID into a physical PARTID using
// the MPAMVPMn_EL2 registers.
// vpartid is now assumed in-range and valid (checked by caller)
// returns physical PARTID from mapping entry.

PARTIDType mapvpmw(integer vpartid)
    bits(64) vpmw;
    constant integer wd = vpartid DIV 4;
    case wd of
        when 0 vpmw = MPAMVPM0_EL2;
        when 1 vpmw = MPAMVPM1_EL2;
        when 2 vpmw = MPAMVPM2_EL2;
        when 3 vpmw = MPAMVPM3_EL2;
        when 4 vpmw = MPAMVPM4_EL2;
        when 5 vpmw = MPAMVPM5_EL2;
        when 6 vpmw = MPAMVPM6_EL2;
        when 7 vpmw = MPAMVPM7_EL2;
        otherwise vpmw = Zeros(64);
    // vpme_lsb selects LSB of field within register
    constant integer vpme_lsb = (vpartid MOD 4) * 16;
    return vpmw<vpme_lsb +: 16>;
```

Library pseudocode for shared/functions/predictionrestrict/ASID

```
// ASID[]
// =====
// Effective ASID.

bits(16) ASID[]
    if ELIsInHost(EL0) then
        if TCR_EL2.A1 == '1' then
            return TTBR1_EL2.ASID;
        else
            return TTBR0_EL2.ASID;
    if !ELUsingAArch32(EL1) then
        if TCR_EL1.A1 == '1' then
            return TTBR1_EL1.ASID;
        else
            return TTBR0_EL1.ASID;
    else
        if TTBCR.EAE == '0' then
            return ZeroExtend(CONTEXTIDR.ASID, 16);
        else
            if TTBCR.A1 == '1' then
                return ZeroExtend(TTBR1.ASID, 16);
            else
                return ZeroExtend(TTBR0.ASID, 16);
```

Library pseudocode for shared/functions/predictionrestrict/ExecutionCntxt

```
// ExecutionCntxt
// =====
// Context information for prediction restriction operation.

type ExecutionCntxt is (
    boolean        is_vmid_valid, // is vmid valid for current context
    boolean        all_vmid,      // should the operation be applied for all vmids
    bits(16)       vmid,          // if all_vmid = FALSE, vmid to which operation is applied
    boolean        is_asid_valid, // is asid valid for current context
    boolean        all_asid,      // should the operation be applied for all asids
    bits(16)       asid,          // if all_asid = FALSE, ASID to which operation is applied
    bits(2)        target_el,     // target EL at which operation is performed
    SecurityState security,
    RestrictType  restriction    // type of restriction operation
)
```

Library pseudocode for shared/functions/predictionrestrict/RESTRICT_PREDICTIONS

```
// RESTRICT_PREDICTIONS()
// =====
// Clear all speculated values.

RESTRICT_PREDICTIONS(ExecutionCntxt c)
    IMPLEMENTATION_DEFINED;
```

Library pseudocode for shared/functions/predictionrestrict/RestrictType

```
// RestrictType
// =====
// Type of restriction on speculation.

enumeration RestrictType {
    RestrictType_DataValue,
    RestrictType_ControlFlow,
    RestrictType_CachePrefetch,
    RestrictType_Other           // Any other trained speculation mechanisms than those above
};
```

Library pseudocode for shared/functions/predictionrestrict/TargetSecurityState

```
// TargetSecurityState()
// =====
// Decode the target security state for the prediction context.

SecurityState TargetSecurityState(bit NS, bit NSE)
    curr_ss = SecurityStateAtEL(PSTATE.EL);
    if curr_ss == SS NonSecure then
        return SS NonSecure;
    elsif curr_ss == SS Secure then
        case NS of
            when '0' return SS Secure;
            when '1' return SS NonSecure;
        elsif IsFeatureImplemented(FEAT_RME) then
            if curr_ss == SS Root then
                case NSE:NS of
                    when '00' return SS Secure;
                    when '01' return SS NonSecure;
                    when '11' return SS Realm;
                    when '10' return SS Root;
                elsif curr_ss == SS Realm then
                    return SS Realm;
            unreachable();
```

Library pseudocode for shared/functions/registers/BranchTo

```
// BranchTo()
// =====
// Set program counter to a new address, with a branch type.
// Parameter branch_conditional indicates whether the executed branch has a conditional encoding.
// In AArch64 state the address might include a tag in the top eight bits.

BranchTo(bits(N) target, BranchType branch_type, boolean branch_conditional)
    Hint\_Branch(branch_type);
    if N == 32 then
        assert UsingAArch32();
        _PC = ZeroExtend(target, 64);
    else
        assert N == 64 && !UsingAArch32();
        constant bits(64) target_vaddress = AArch64.BranchAddr(target<63:0>, PSTATE.EL);
        if (IsFeatureImplemented(FEAT_BRBE) &&
            branch_type IN {BranchType\_DIR, BranchType\_INDIR,
                           BranchType\_DIRCALL, BranchType\_INDCALL,
                           BranchType\_RET}) then
            BRBEBranch(branch_type, branch_conditional, target_vaddress);
            constant boolean branch_taken = TRUE;

            if IsFeatureImplemented(FEAT_SPE) then
                SPEBranch(target, branch_type, branch_conditional, branch_taken);

        _PC = target_vaddress;
    return;
```

Library pseudocode for shared/functions/registers/BranchToAddr

```
// BranchToAddr()
// =====
// Set program counter to a new address, with a branch type.
// In AArch64 state the address does not include a tag in the top eight bits.

BranchToAddr(bits(N) target, BranchType branch_type)
    Hint\_Branch(branch_type);
    if N == 32 then
        assert UsingAArch32();
        _PC = ZeroExtend(target, 64);
    else
        assert N == 64 && !UsingAArch32();
        _PC = target<63:0>;
    return;
```

Library pseudocode for shared/functions/registers/BranchType

```
// BranchType
// =====
// Information associated with a change in control flow.

enumeration BranchType {
    BranchType_DIRCALL,    // Direct Branch with link
    BranchType_INDCALL,    // Indirect Branch with link
    BranchType_ERET,       // Exception return (indirect)
    BranchType_DBGEXIT,    // Exit from Debug state
    BranchType_RET,        // Indirect branch with function return hint
    BranchType_DIR,        // Direct branch
    BranchType_INDIR,      // Indirect branch
    BranchType_EXCEPTION,  // Exception entry
    BranchType_TMFAIL,     // Transaction failure
    BranchType_RESET,      // Reset
    BranchType_UNKNOWN};   // Other
```

Library pseudocode for shared/functions/registers/EffectiveFPCR

```
// EffectiveFPCR()
// =====
// Returns the effective FPCR value

FPCR_Type EffectiveFPCR()
    if UsingAArch32() then
        FPCR\_Type fpcr = ZeroExtend(FPSCR, 64);
        fpcr<7:0> = '00000000';
        fpcr<31:27> = '00000';
        return fpcr;
    return FPCR;
```

Library pseudocode for shared/functions/registers/FPCR_Type

```
// FPCR_Type
// =====
// A type representing the FPCR register

type FPCR_Type;
```

Library pseudocode for shared/functions/registers/FPMR_Type

```
// FPMR_Type
// =====
// A type representing the FPMR register

type FPMR_Type;
```

Library pseudocode for shared/functions/registers/Hint_Branch

```
// Hint_Branch()
// =====
// Report the hint passed to BranchTo() and BranchToAddr(), for consideration when processing
// the next instruction.

Hint_Branch(BranchType hint);
```

Library pseudocode for shared/functions/registers/NextInstrAddr

```
// NextInstrAddr()
// =====
// Return address of the sequentially next instruction.

bits(N) NextInstrAddr(integer N);
```

Library pseudocode for shared/functions/registers/ResetExternalDebugRegisters

```
// ResetExternalDebugRegisters()
// =====
// Reset the External Debug registers in the Core power domain.

ResetExternalDebugRegisters(boolean cold_reset);
```

Library pseudocode for shared/functions/registers/ThisInstrAddr

```
// ThisInstrAddr()
// =====
// Return address of the current instruction.

bits(N) ThisInstrAddr(integer N)
    assert N == 64 || (N == 32 && UsingAArch32() );
    return _PC<N-1:0>;
```

Library pseudocode for shared/functions/registers/UnimplementedIDRegister

```
// UnimplementedIDRegister()
// =====
// Trap access to unimplemented encodings in the feature ID register space.

UnimplementedIDRegister()
    if IsFeatureImplemented(FEAT_IDST) then
        target_el = PSTATE.EL;
        if PSTATE.EL == EL0 then
            target_el = if EL2Enabled\(\) && HCR_EL2.TGE == '1' then EL2 else EL1;
            AArch64.SystemAccessTrap(target_el, 0x18);
        UNDEFINED;
```

Library pseudocode for shared/functions/registers/_PC

```
// _PC - the program counter
// =====

bits(64) _PC;
```

Library pseudocode for shared/functions/registers/_R

```
// _R[] - the general-purpose register file
// =====

array bits(64) _R[0..30];
```

Library pseudocode for shared/functions/sysregisters/SPSR_ELx

```
// SPSR_ELx[] - getter
// =====

bits(64) SPSR_ELx[]
    bits(64) result;
    case PSTATE.EL of
        when EL1           result = SPSR_EL1<63:0>;
        when EL2           result = SPSR_EL2<63:0>;
        when EL3           result = SPSR_EL3<63:0>;
        otherwise         Unreachable();
    return result;

// SPSR_ELx[] - setter
// =====

SPSR_ELx[] = bits(64) value
    case PSTATE.EL of
        when EL1           SPSR_EL1<63:0> = value<63:0>;
        when EL2           SPSR_EL2<63:0> = value<63:0>;
        when EL3           SPSR_EL3<63:0> = value<63:0>;
        otherwise         Unreachable();
    return;
```

Library pseudocode for shared/functions/sysregisters/SPSR_curr

```
// SPSR_curr[] - getter
// =====

bits(32) SPSR_curr[]
  bits(32) result;
  case PSTATE.M of
    when M32\_FIQ      result = SPSR_fiq<31:0>;
    when M32\_IRQ      result = SPSR_irq<31:0>;
    when M32\_Svc      result = SPSR_svc<31:0>;
    when M32\_Monitor  result = SPSR_mon<31:0>;
    when M32\_Abort    result = SPSR_abt<31:0>;
    when M32\_Hyp      result = SPSR_hyp<31:0>;
    when M32\_Undef    result = SPSR_und<31:0>;
    otherwise         Unreachable();
  return result;

// SPSR_curr[] - setter
// =====

SPSR_curr[] = bits(32) value
  case PSTATE.M of
    when M32\_FIQ      SPSR_fiq<31:0> = value<31:0>;
    when M32\_IRQ      SPSR_irq<31:0> = value<31:0>;
    when M32\_Svc      SPSR_svc<31:0> = value<31:0>;
    when M32\_Monitor  SPSR_mon<31:0> = value<31:0>;
    when M32\_Abort    SPSR_abt<31:0> = value<31:0>;
    when M32\_Hyp      SPSR_hyp<31:0> = value<31:0>;
    when M32\_Undef    SPSR_und<31:0> = value<31:0>;
    otherwise         Unreachable();
  return;
```

Library pseudocode for shared/functions/system/AArch64.ChkFeat

```
// AArch64.ChkFeat()
// =====
// Indicates the status of some features

bits(64) AArch64.ChkFeat(bits(64) feat_select)
  bits(64) feat_en = Zeros(64);
  feat_en<0> = if IsFeatureImplemented(FEAT_GCS) && GCSEnabled(PSTATE.EL) then '1' else '0';
  return feat_select AND NOT(feat_en);
```

Library pseudocode for shared/functions/system/AddressAdd

```
// AddressAdd()
// =====
// Add an address with an offset and return the result.
// If FEAT_CPA2 is implemented, the pointer arithmetic is checked.

bits(64) AddressAdd(bits(64) base, integer offset, AccessDescriptor accdesc)
  return AddressAdd(base, offset<63:0>, accdesc);

bits(64) AddressAdd(bits(64) base, bits(64) offset, AccessDescriptor accdesc)
  bits(64) result = base + offset;
  result = PointerAddCheckAtEL(accdesc.el, result, base);
  return result;
```

Library pseudocode for shared/functions/system/AddressIncrement

```
// AddressIncrement()
// =====
// Increment an address and return the result.
// If FEAT_CPA2 is implemented, the pointer arithmetic may be checked.

bits(64) AddressIncrement(bits(64) base, integer increment, AccessDescriptor accdesc)
    return AddressIncrement(base, increment<63:0>, accdesc);

bits(64) AddressIncrement(bits(64) base, bits(64) increment, AccessDescriptor accdesc)
    bits(64) result = base + increment;
    // Checking the Pointer Arithmetic on an increment is equivalent to checking the
    // bytes in a sequential access crossing the 0xFFFF_FFFF_FFFF_FFFF boundary.
    if ConstrainUnpredictableBool(Unpredictable\_CPACHECK) then
        result = PointerAddCheckAtEL(accdesc.el, result, base);
    return result;
```

Library pseudocode for shared/functions/system/AddressNotInNaturallyAlignedBlock

```
// AddressNotInNaturallyAlignedBlock()
// =====
// The 'address' is not in a naturally aligned block if it doesn't meet all the below conditions:
// * is a power-of-two size.
// * Is no larger than the DC ZVA block size if ESR_ELx.FnP is being set to 0b0, or EDHSR is not
//   implemented or EDHSR.FnP is being set to 0b0 (as appropriate).
// * Is no larger than the smallest implemented translation granule if ESR_ELx.FnP, or EDHSR.FnP
//   (as appropriate) is being set to 0b1.
// * Contains a watchpointed address accessed by the memory access or set of contiguous memory
//   accesses that triggered the watchpoint.

boolean AddressNotInNaturallyAlignedBlock(bits(64) address);
```

Library pseudocode for shared/functions/system/BranchTargetCheck

```
// BranchTargetCheck()
// =====
// This function is executed checks if the current instruction is a valid target for a branch
// taken into, or inside, a guarded page. It is executed on every cycle once the current
// instruction has been decoded and the values of InGuardedPage and BTypeCompatible have been
// determined for the current instruction.

BranchTargetCheck()
    assert IsFeatureImplemented(FEAT_BTI) && !UsingAArch32();

    // The branch target check considers the following state variables:
    // * InGuardedPage, which is evaluated during instruction fetch.
    // * BTypeCompatible, which is evaluated during instruction decode.
    if Halted() then
        return;
    elseif IsZero(PSTATE.BTYPE) then
        return;
    elseif InGuardedPage && !BTypeCompatible then
        constant bits(64) pc = ThisInstrAddr(64);
        AArch64.BranchTargetException(pc<51:0>);
```

Library pseudocode for shared/functions/system/ClearEventRegister

```
// ClearEventRegister()
// =====
// Clear the Event Register of this PE.

ClearEventRegister()
    EventRegister = '0';
    return;
```

Library pseudocode for shared/functions/system/ConditionHolds

```
// ConditionHolds()
// =====
// Return TRUE iff COND currently holds

boolean ConditionHolds(bits(4) cond)
// Evaluate base condition.
boolean result;
case cond<3:1> of
    when '000' result = (PSTATE.Z == '1');           // EQ or NE
    when '001' result = (PSTATE.C == '1');           // CS or CC
    when '010' result = (PSTATE.N == '1');           // MI or PL
    when '011' result = (PSTATE.V == '1');           // VS or VC
    when '100' result = (PSTATE.C == '1' && PSTATE.Z == '0'); // HI or LS
    when '101' result = (PSTATE.N == PSTATE.V);       // GE or LT
    when '110' result = (PSTATE.N == PSTATE.V && PSTATE.Z == '0'); // GT or LE
    when '111' result = TRUE;                         // AL

// Condition flag values in the set '111x' indicate always true
// Otherwise, invert condition if necessary.
if cond<0> == '1' && cond != '1111' then
    result = !result;

return result;
```

Library pseudocode for shared/functions/system/ConsumptionOfSpeculativeDataBarrier

```
// ConsumptionOfSpeculativeDataBarrier()
// =====

ConsumptionOfSpeculativeDataBarrier();
```

Library pseudocode for shared/functions/system/CurrentInstrSet

```
// CurrentInstrSet()
// =====

InstrSet CurrentInstrSet()
    InstrSet result;
    if UsingAArch32() then
        result = if PSTATE.T == '0' then InstrSet A32 else InstrSet T32;
        // PSTATE.J is RES0. Implementation of T32EE or Jazelle state not permitted.
    else
        result = InstrSet A64;
    return result;
```

Library pseudocode for shared/functions/system/CurrentSecurityState

```
// CurrentSecurityState()
// =====
// Returns the effective security state at the exception level based off current settings.

SecurityState CurrentSecurityState()
    return SecurityStateAtEL(PSTATE.EL);
```

Library pseudocode for shared/functions/system/DSBAlias

```
// DSBAlias
// =====
// Aliases of DSB.

enumeration DSBAlias {DSBAlias_SSBB, DSBAlias_PSSBB, DSBAlias_DSB};
```


Library pseudocode for shared/functions/system/EL0

```
// EL0-3
// =====
// PSTATE.EL Exception level bits.

constant bits(2) EL3 = '11';
constant bits(2) EL2 = '10';
constant bits(2) EL1 = '01';
constant bits(2) EL0 = '00';
```

Library pseudocode for shared/functions/system/EL2Enabled

```
// EL2Enabled()
// =====
// Returns TRUE if EL2 is present and executing
// - with the PE in Non-secure state when Non-secure EL2 is implemented, or
// - with the PE in Realm state when Realm EL2 is implemented, or
// - with the PE in Secure state when Secure EL2 is implemented and enabled, or
// - when EL3 is not implemented.

boolean EL2Enabled()
    return HaveEL\(EL2\) && (!HaveEL\(EL3\) || SCR_curr[].NS == '1' || IsSecureEL2Enabled\(\));
```

Library pseudocode for shared/functions/system/EL3SDDUndef

```
// EL3SDDUndef()
// =====
// Returns TRUE if in Debug state and EDSCR.SDD is set.

boolean EL3SDDUndef()
    if Halted\(\) && EDSCR.SDD == '1' then
        assert (PSTATE.EL != EL3 &&
            (IsFeatureImplemented(FEAT_RME) || CurrentSecurityState\(\) != SS\_Secure));
        return TRUE;
    else
        return FALSE;
```

Library pseudocode for shared/functions/system/EL3SDDUndefPriority

```
// EL3SDDUndefPriority()
// =====
// Returns TRUE if in Debug state, EDSCR.SDD is set, and an EL3 trap by an
// EL3 control register has priority over other traps.
// The IMPLEMENTATION DEFINED priority may be different for each case.

boolean EL3SDDUndefPriority()
    return EL3SDDUndef\(\) && boolean IMPLEMENTATION_DEFINED "EL3 trap priority when SDD == '1'";
```

Library pseudocode for shared/functions/system/ELFromM32

```
// ELFromM32()
// =====

(boolean, bits(2)) ELFromM32(bits(5) mode)
    // Convert an AArch32 mode encoding to an Exception level.
    // Returns (valid, EL):
    //   'valid' is TRUE if 'mode<4:0>' encodes a mode that is both valid for this implementation
    //               and the current value of SCR.NS/SCR_EL3.NS.
    //   'EL' is the Exception level decoded from 'mode'.
    bits(2) el;
    boolean valid = !BadMode(mode); // Check for modes that are not valid for this implementation
    constant bits(2) effective_nse_ns = EffectiveSCR_EL3_NSE() : EffectiveSCR_EL3_NS();

    case mode of
        when M32_Monitor
            el = EL3;
        when M32_Hyp
            el = EL2;
        when M32_FIQ, M32_IRQ, M32_Svc, M32_Abort, M32_Undef, M32_System
            // If EL3 is implemented and using AArch32, then these modes are EL3 modes in Secure
            // state, and EL1 modes in Non-secure state. If EL3 is not implemented or is using
            // AArch64, then these modes are EL1 modes.
            el = (if HaveEL(EL3) && !HaveAArch64() && SCR.NS == '0' then EL3 else EL1);
        when M32_User
            el = EL0;
        otherwise
            valid = FALSE; // Passed an illegal mode value

    if valid && el == EL2 && HaveEL(EL3) && SCR_curr[].NS == '0' then
        valid = FALSE; // EL2 only valid in Non-secure state in AArch32

    elsif valid && IsFeatureImplemented(FEAT_RME) && effective_nse_ns == '10' then
        valid = FALSE; // Illegal Exception Return from EL3 if SCR_EL3.<NSE,NS>
        // selects a reserved encoding

    if !valid then el = bits(2) UNKNOWN;
    return (valid, el);
```

Library pseudocode for shared/functions/system/ELFromSPSR

```
// ELFromSPSR()
// =====

// Convert an SPSR value encoding to an Exception level.
// Returns (valid,EL):
// 'valid' is TRUE if 'spsr<4:0>' encodes a valid mode for the current state.
// 'EL' is the Exception level decoded from 'spsr'.

(boolean, bits(2)) ELFromSPSR(bits(N) spsr)
    bits(2) el;
    boolean valid;
    if spsr<4> == '0' then // AArch64 state
        el = spsr<3:2>;
        constant bits(2) effective_nse_ns = EffectiveSCR\_EL3\_NSE\(\) : EffectiveSCR\_EL3\_NS\(\);
        if !HaveAArch64\(\) then
            valid = FALSE; // No AArch64 support
        elseif !HaveEL(el) then
            valid = FALSE; // Exception level not implemented
        elseif spsr<1> == '1' then
            valid = FALSE; // M<1> must be 0
        elseif el == EL0 && spsr<0> == '1' then
            valid = FALSE; // for EL0, M<0> must be 0
        elseif IsFeatureImplemented(FEAT_RME) && el != EL3 && effective_nse_ns == '10' then
            valid = FALSE; // Only EL3 valid in Root state
        elseif el == EL2 && HaveEL(EL3) && !IsSecureEL2Enabled() && EffectiveSCR\_EL3\_NS\(\) == '0' then
            valid = FALSE; // Unless Secure EL2 is enabled, EL2 valid only in Non-secure state
        else
            valid = TRUE;
    elseif HaveAArch32() then // AArch32 state
        (valid, el) = ELFromM32(spsr<4:0>);
    else
        valid = FALSE;

    if !valid then el = bits(2) UNKNOWN;
    return (valid, el);
```

Library pseudocode for shared/functions/system/ELIsInHost

```
// ELIsInHost()
// =====

boolean ELIsInHost(bits(2) el)
    if !IsFeatureImplemented(FEAT_VHE) || ELUsingAArch32(EL2) then
        return FALSE;
    case el of
        when EL3
            return FALSE;
        when EL2
            return EL2Enabled() && EffectiveHCR\_EL2\_E2H() == '1';
        when EL1
            return FALSE;
        when EL0
            return EL2Enabled() && EffectiveHCR\_EL2\_E2H() : HCR_EL2.TGE == '11';
    otherwise
        Unreachable();
```

Library pseudocode for shared/functions/system/ELStateUsingAArch32

```
// ELStateUsingAArch32()
// =====

boolean ELStateUsingAArch32(bits(2) el, boolean secure)
    // See ELStateUsingAArch32K() for description. Must only be called in circumstances where
    // result is valid (typically, that means 'el IN {EL1,EL2,EL3}').
    (known, aarch32) = ELStateUsingAArch32K(el, secure);
    assert known;
    return aarch32;
```

Library pseudocode for shared/functions/system/ELStateUsingAArch32K

```
// ELStateUsingAArch32K()
// =====
// Returns (known, aarch32):
//   'known' is FALSE for EL0 if the current Exception level is not EL0 and EL1 is
//   using AArch64, since it cannot determine the state of EL0; TRUE otherwise.
//   'aarch32' is TRUE if the specified Exception level is using AArch32; FALSE otherwise.

(boolean, boolean) ELStateUsingAArch32K(bits(2) el, boolean secure)
    assert HaveEL(el);

    if !HaveAArch32EL(el) then
        return (TRUE, FALSE); // Exception level is using AArch64
    elsif secure && el == EL2 then
        return (TRUE, FALSE); // Secure EL2 is using AArch64
    elsif !HaveAArch64() then
        return (TRUE, TRUE); // Highest Exception level, therefore all levels are using AArch32

    // Remainder of function deals with the interprocessing cases when highest
    // Exception level is using AArch64.

    if el == EL3 then
        return (TRUE, FALSE);

    if (HaveEL(EL3) && SCR_EL3.RW == '0' &&
        (!secure || !IsFeatureImplemented(FEAT_SEL2) || SCR_EL3.EEL2 == '0')) then
        // AArch32 below EL3.
        return (TRUE, TRUE);

    if el == EL2 then
        return (TRUE, FALSE);

    if (HaveEL(EL2) && !ELIsInHost(EL0) && HCR_EL2.RW == '0' &&
        (!secure || (IsFeatureImplemented(FEAT_SEL2) && SCR_EL3.EEL2 == '1')))) then
        // AArch32 below EL2.
        return (TRUE, TRUE);

    if el == EL1 then
        return (TRUE, FALSE);

    // The execution state of EL0 is only known from PSTATE.nRW when executing at EL0.
    if PSTATE.EL == EL0 then
        return (TRUE, PSTATE.nRW == '1');
    else
        return (FALSE, boolean UNKNOWN);
```

Library pseudocode for shared/functions/system/ELUsingAArch32

```
// ELUsingAArch32()
// =====

boolean ELUsingAArch32(bits(2) el)
    return ELStateUsingAArch32(el, IsSecureBelowEL3());
```

Library pseudocode for shared/functions/system/ELUsingAArch32K

```
// ELUsingAArch32K()
// =====

(boolean,boolean) ELUsingAArch32K(bits(2) el)
    return ELStateUsingAArch32K(el, IsSecureBelowEL3());
```

Library pseudocode for shared/functions/system/EffectiveEA

```
// EffectiveEA()
// =====
// Returns effective SCR_EL3.EA value

bit EffectiveEA()
    if !HaveEL\(EL3\) || Halted() then
        return '0';
    else
        return if HaveAArch64() then SCR_EL3.EA else SCR.EA;
```

Library pseudocode for shared/functions/system/EffectiveHCR_EL2_E2H

```
// EffectiveHCR_EL2_E2H()
// =====
// Return the Effective HCR_EL2.E2H value.

bit EffectiveHCR_EL2_E2H()
    if !IsFeatureImplemented(FEAT_VHE) then
        return '0';

    if !IsFeatureImplemented(FEAT_E2H0) then
        return '1';

    return HCR_EL2.E2H;
```

Library pseudocode for shared/functions/system/EffectiveHCR_EL2_NVx

```
// EffectiveHCR_EL2_NVx()
// =====
// Return the Effective value of HCR_EL2.<NV2,NV1,NV>.

bits(3) EffectiveHCR_EL2_NVx()
    if !EL2Enabled() || !IsFeatureImplemented(FEAT_NV) then
        return '000';

    bit nv1 = HCR_EL2.NV1;
    if (!IsFeatureImplemented(FEAT_E2H0) &&
        boolean IMPLEMENTATION_DEFINED "HCR_EL2.NV1 is implemented as RAZ") then
        nv1 = '0';

    if HCR_EL2.NV == '0' then
        if nv1 == '1' then
            case ConstrainUnpredictable\(Unpredictable NVNV1\) of
                when Constraint NVNV1\_00 return '000';
                when Constraint NVNV1\_01 return '010';
                when Constraint NVNV1\_11 return '011';
            else
                return '000';

    if !IsFeatureImplemented(FEAT_NV2) then
        return '0' : nv1 : '1';

    bit nv2 = HCR_EL2.NV2;
    if (nv2 == '0' && boolean IMPLEMENTATION_DEFINED
        "Programming HCR_EL2.<NV,NV2> to '10' behaves as '11'") then
        nv2 = '1';

    return nv2 : nv1 : '1';
```

Library pseudocode for shared/functions/system/EffectiveSCR_EL3_NS

```
// EffectiveSCR_EL3_NS()
// =====
// Return Effective SCR_EL3.NS value.

bit EffectiveSCR_EL3_NS()
    if !HaveSecureState() then
        return '1';
    elsif !HaveEL(EL3) then
        return '0';
    elsif ELUsingAArch32(EL3) then
        return SCR.NS;
    else
        return SCR_EL3.NS;
```

Library pseudocode for shared/functions/system/EffectiveSCR_EL3_NSE

```
// EffectiveSCR_EL3_NSE()
// =====
// Return Effective SCR_EL3.NSE value.

bit EffectiveSCR_EL3_NSE()
    return if !IsFeatureImplemented(FEAT_RME) then '0' else SCR_EL3.NSE;
```

Library pseudocode for shared/functions/system/EffectiveSCR_EL3_RW

```
// EffectiveSCR_EL3_RW()
// =====
// Returns effective SCR_EL3.RW value

bit EffectiveSCR_EL3_RW()
    if !HaveAArch64() then
        return '0';
    if !HaveAArch32EL(EL2) && !HaveAArch32EL(EL1) then
        return '1';
    if HaveAArch32EL(EL1) then
        if !HaveAArch32EL(EL2) && EffectiveSCR_EL3_NS() == '1' then
            return '1';
        if (IsFeatureImplemented(FEAT_SEL2) && SCR_EL3.EEL2 == '1' &&
            EffectiveSCR_EL3_NS() == '0') then
            return '1';
    return SCR_EL3.RW;
```

Library pseudocode for shared/functions/system/EffectiveTGE

```
// EffectiveTGE()
// =====
// Returns effective TGE value

bit EffectiveTGE()
    if EL2Enabled() then
        return if ELUsingAArch32(EL2) then HCR.TGE else HCR_EL2.TGE;
    else
        return '0'; // Effective value of TGE is zero
```

Library pseudocode for shared/functions/system/EndOfInstruction

```
// EndOfInstruction()
// =====
// Terminate processing of the current instruction.

EndOfInstruction();
```

Library pseudocode for shared/functions/system/EnterLowPowerState

```
// EnterLowPowerState()
// =====
// PE enters a low-power state.

EnterLowPowerState();
```

Library pseudocode for shared/functions/system/EventRegister

```
// EventRegister
// =====
// Event Register for this PE.

bits(1) EventRegister;
```

Library pseudocode for shared/functions/system/ExceptionalOccurrenceTargetState

```
// ExceptionalOccurrenceTargetState
// =====
// Enumeration to represent the target state of an Exceptional Occurrence.
// The Exceptional Occurrence can be either Exception or Debug State entry.

enumeration ExceptionalOccurrenceTargetState {
    AArch32_NonDebugState,
    AArch64_NonDebugState,
    DebugState
};
```

Library pseudocode for shared/functions/system/ExecuteAsNOP

```
// ExecuteAsNOP()
// =====

ExecuteAsNOP()
    EndOfInstruction();
```

Library pseudocode for shared/functions/system/FIQPending

```
// FIQPending()
// =====
// Returns a tuple indicating if there is any pending physical FIQ
// and if the pending FIQ has superpriority.

(boolean, boolean) FIQPending();
```

Library pseudocode for shared/functions/system/GetAccumulatedFPExceptions

```
// GetAccumulatedFPExceptions()
// =====
// Returns FP exceptions accumulated by the PE.

bits(8) GetAccumulatedFPExceptions();
```

Library pseudocode for shared/functions/system/GetLoadStoreType

```
// GetLoadStoreType()
// =====
// Returns the Load/Store Type. Used when a Translation fault,
// Access flag fault, or Permission fault generates a Data Abort.

bits(2) GetLoadStoreType();
```

Library pseudocode for shared/functions/system/GetPSRFromPSTATE

```
// GetPSRFromPSTATE()
// =====
// Return a PSR value which represents the current PSTATE

bits(N) GetPSRFromPSTATE(ExceptionalOccurrenceTargetState targetELState, integer N)
    if UsingAArch32() && targetELState == AArch32\_NonDebugState then
        assert N == 32;
    else
        assert N == 64;

    bits(N) spsr = Zeros(N);
    if IsFeatureImplemented(FEAT_UINJ) && targetELState == DebugState then
        spsr<36> = PSTATE.UINJ;
    spsr<31:28> = PSTATE.<N,Z,C,V>;
    if IsFeatureImplemented(FEAT_PAN) then spsr<22> = PSTATE.PAN;
    spsr<20> = PSTATE.IL;
    if PSTATE.nRW == '1' then // AArch32 state
        if IsFeatureImplemented(FEAT_SEBEP) && targetELState != AArch32\_NonDebugState then
            spsr<33> = PSTATE.PPEND;
        spsr<27> = PSTATE.Q;
        spsr<26:25> = PSTATE.IT<1:0>;
        if IsFeatureImplemented(FEAT_SSBS) then spsr<23> = PSTATE.SSBS;
        if IsFeatureImplemented(FEAT_DIT) then
            if targetELState == AArch32\_NonDebugState then
                spsr<21> = PSTATE.DIT;
            else // AArch64_NonDebugState or DebugState
                spsr<24> = PSTATE.DIT;
        if targetELState IN {AArch64\_NonDebugState, DebugState} then
            spsr<21> = PSTATE.SS;
        spsr<19:16> = PSTATE.GE;
        spsr<15:10> = PSTATE.IT<7:2>;
        spsr<9> = PSTATE.E;
        spsr<8:6> = PSTATE.<A,I,F>; // No PSTATE.D in AArch32 state
        spsr<5> = PSTATE.T;
        assert PSTATE.M<4> == PSTATE.nRW; // bit [4] is the discriminator
        spsr<4:0> = PSTATE.M;
    else // AArch64 state
        if IsFeatureImplemented(FEAT_PAuth_LR) then spsr<35> = PSTATE.PACM;
        if IsFeatureImplemented(FEAT_GCS) then spsr<34> = PSTATE.EXLOCK;
        if IsFeatureImplemented(FEAT_SEBEP) then spsr<33> = PSTATE.PPEND;
        if (IsFeatureImplemented(FEAT_EBEP) || IsFeatureImplemented(FEAT_SPE_EXC) ||
            IsFeatureImplemented(FEAT_TRBE_EXC)) then
            spsr<32> = PSTATE.PM;
        if IsFeatureImplemented(FEAT_MTE) then spsr<25> = PSTATE.TCO;
        if IsFeatureImplemented(FEAT_DIT) then spsr<24> = PSTATE.DIT;
        if IsFeatureImplemented(FEAT_UAO) then spsr<23> = PSTATE.UAO;
        spsr<21> = PSTATE.SS;
        if IsFeatureImplemented(FEAT_NMI) then spsr<13> = PSTATE.ALLINT;
        if IsFeatureImplemented(FEAT_SSBS) then spsr<12> = PSTATE.SSBS;
        if IsFeatureImplemented(FEAT_BTI) then spsr<11:10> = PSTATE.BTYPE;
        spsr<9:6> = PSTATE.<D,A,I,F>;
        spsr<4> = PSTATE.nRW;
        spsr<3:2> = PSTATE.EL;
        spsr<0> = PSTATE.SP;
    return spsr;
```

Library pseudocode for shared/functions/system/HaveAArch32

```
// HaveAArch32()
// =====
// Return TRUE if AArch32 state is supported at at least EL0.

boolean HaveAArch32()
    return IsFeatureImplemented(FEAT_AA32EL0);
```


Library pseudocode for shared/functions/system/HaveAArch32EL

```
// HaveAArch32EL()
// =====
// Return TRUE if Exception level 'el' supports AArch32 in this implementation

boolean HaveAArch32EL(bits(2) el)
    case el of
        when EL0 return IsFeatureImplemented(FEAT_AA32EL0);
        when EL1 return IsFeatureImplemented(FEAT_AA32EL1);
        when EL2 return IsFeatureImplemented(FEAT_AA32EL2);
        when EL3 return IsFeatureImplemented(FEAT_AA32EL3);
```

Library pseudocode for shared/functions/system/HaveAArch64

```
// HaveAArch64()
// =====
// Return TRUE if the highest Exception level is using AArch64 state.

boolean HaveAArch64()
    return (IsFeatureImplemented(FEAT_AA64EL0)
        || IsFeatureImplemented(FEAT_AA64EL1)
        || IsFeatureImplemented(FEAT_AA64EL2)
        || IsFeatureImplemented(FEAT_AA64EL3)
    );
```

Library pseudocode for shared/functions/system/HaveEL

```
// HaveEL()
// =====
// Return TRUE if Exception level 'el' is supported

boolean HaveEL(bits(2) el)
    case el of
        when EL1, EL0
            return TRUE; // EL1 and EL0 must exist
        when EL2
            return IsFeatureImplemented(FEAT_AA64EL2) || IsFeatureImplemented(FEAT_AA32EL2);
        when EL3
            return IsFeatureImplemented(FEAT_AA64EL3) || IsFeatureImplemented(FEAT_AA32EL3);
        otherwise
            Unreachable();
```

Library pseudocode for shared/functions/system/HaveELUsingSecurityState

```
// HaveELUsingSecurityState()
// =====
// Returns TRUE if Exception level 'el' with Security state 'secure' is supported,
// FALSE otherwise.

boolean HaveELUsingSecurityState(bits(2) el, boolean secure)

    case el of
        when EL3
            assert secure;
            return HaveEL(EL3);
        when EL2
            if secure then
                return HaveEL(EL2) && IsFeatureImplemented(FEAT_SEL2);
            else
                return HaveEL(EL2);
        otherwise
            return (HaveEL(EL3) ||
                (secure == boolean IMPLEMENTATION_DEFINED "Secure-only implementation"));
```

Library pseudocode for shared/functions/system/HaveSecureState

```
// HaveSecureState()
// =====
// Return TRUE if Secure State is supported.

boolean HaveSecureState()
    if !HaveEL(EL3) then
        return SecureOnlyImplementation();
    if IsFeatureImplemented(FEAT_RME) && !IsFeatureImplemented(FEAT_SEL2) then
        return FALSE;
    return TRUE;
```

Library pseudocode for shared/functions/system/HighestEL

```
// HighestEL()
// =====
// Returns the highest implemented Exception level.

bits(2) HighestEL()
    if HaveEL(EL3) then
        return EL3;
    elsif HaveEL(EL2) then
        return EL2;
    else
        return EL1;
```

Library pseudocode for shared/functions/system/Hint_CLRBHB

```
// Hint_CLRBHB()
// =====
// Provides a hint to clear the branch history for the current context.

Hint_CLRBHB();
```

Library pseudocode for shared/functions/system/Hint_DGH

```
// Hint_DGH()
// =====
// Provides a hint to close any gathering occurring within the implementation.

Hint_DGH();
```

Library pseudocode for shared/functions/system/Hint_StoreShared

```
// Hint_StoreShared()
// =====
// Provides a hint that if the next instruction is an explicit write it is being waited on by
// observers and as such the data should propagate to them with minimum latency.
// A stream value of FALSE indicates KEEP whilst a value of TRUE indicates STRM.

Hint_StoreShared(boolean stream);
```

Library pseudocode for shared/functions/system/Hint_WFE

```
// Hint_WFE()
// =====
// Provides a hint indicating that the PE can enter a low-power state and
// remain there until a wakeup event occurs.

Hint_WFE()
    if IsEventRegisterSet() then
        ClearEventRegister();
        return;

    boolean trap;
    bits(2) target_el;
    (trap, target_el) = AArch64.CheckForWfxTrap(WfxType\_WFE);
    if trap then
        if IsFeatureImplemented(FEAT_TWED) then
            // Determine if trap delay is enabled and delay amount
            boolean delay_enabled;
            integer delay;
            (delay_enabled, delay) = WFETrapDelay(target_el);
            if WaitForEventUntilDelay(delay_enabled, delay) then
                // Event arrived before delay
                return;

            // Proceed with trapping
            if target_el == EL3 && EL3SDDUndef() then
                UNDEFINED;
            else
                AArch64.WfxTrap(WfxType\_WFE, target_el);
        else
            WaitForEvent();
```

Library pseudocode for shared/functions/system/Hint_WFET

```
// Hint_WFET()
// =====
// Provides a hint indicating that the PE can enter a low-power state
// and remain there until a wakeup event occurs or, for WFET, a local
// timeout event is generated when the virtual timer value equals or
// exceeds the supplied threshold value.

Hint_WFET(integer localtimeout)
    if IsEventRegisterSet\(\) then
        ClearEventRegister\(\);
        return;

    if IsFeatureImplemented(FEAT_WFXT) && LocalTimeoutEvent(localtimeout) then
        // No further operation if the local timeout has expired.
        EndOfInstruction\(\);
        return;

    boolean trap;
    bits(2) target_el;
    (trap, target_el) = AArch64.CheckForWfxTrap(WfxType_WFET);
    if trap then
        if IsFeatureImplemented(FEAT_TWED) then
            // Determine if trap delay is enabled and delay amount
            boolean delay_enabled;
            integer delay;
            (delay_enabled, delay) = WFETrapDelay(target_el);
            if WaitForEventUntilDelay(delay_enabled, delay) then
                // Event arrived before the delay expired
                return;

        // Proceed with trapping
        if target_el == EL3 && EL3SDDUndef() then
            UNDEFINED;
        else
            AArch64.WfxTrap(WfxType_WFET, target_el);
    else
        WaitForEvent(localtimeout);
```

Library pseudocode for shared/functions/system/Hint_WFI

```
// Hint_WFI()
// =====
// Provides a hint indicating that the PE can enter a low-power state and
// remain there until a wakeup event occurs.

Hint_WFI()
    if IsFeatureImplemented(FEAT_TME) && TSTATE.depth > 0 then
        FailTransaction(TMFailure_ERR, FALSE);

    if InterruptPending() then
        // No further operation if an interrupt is pending.
        EndOfInstruction\(\);
        return;

    boolean trap;
    bits(2) target_el;
    (trap, target_el) = AArch64.CheckForWfxTrap(WfxType_WFI);
    if trap then
        if target_el == EL3 && EL3SDDUndef() then
            UNDEFINED;
        AArch64.WfxTrap(WfxType_WFI, target_el);
    else
        WaitForInterrupt();
```

Library pseudocode for shared/functions/system/Hint_WFIT

```
// Hint_WFIT()
// =====
// Provides a hint indicating that the PE can enter a low-power state and
// remain there until a wakeup event occurs or, for WFIT, a local timeout
// event is generated when the virtual timer value equals or exceeds the
// supplied threshold value.

Hint_WFIT(integer localtimeout)
    if IsFeatureImplemented(FEAT_TME) && TSTATE.depth > 0 then
        FailTransaction(TMFailure\_ERR, FALSE);

    if (InterruptPending() || (IsFeatureImplemented(FEAT_WFxT) &&
        LocalTimeoutEvent(localtimeout))) then
        // No further operation if an interrupt is pending or the local timeout has expired.
        EndOfInstruction();
        return;

    boolean trap;
    bits(2) target_el;
    (trap, target_el) = AArch64.CheckForWFXTrap(WFXType\_WFIT);
    if trap then
        if target_el == EL3 && EL3SDDUndef() then
            UNDEFINED;
        AArch64.WFXTrap(WFXType\_WFIT, target_el);
    else
        WaitForInterrupt(localtimeout);
```

Library pseudocode for shared/functions/system/Hint_Yield

```
// Hint_Yield()
// =====
// Provides a hint that the task performed by a thread is of low
// importance so that it could yield to improve overall performance.

Hint_Yield();
```

Library pseudocode for shared/functions/system/IRQPending

```
// IRQPending()
// =====
// Returns a tuple indicating if there is any pending physical IRQ
// and if the pending IRQ has superpriority.

(boolean, boolean) IRQPending();
```

Library pseudocode for shared/functions/system/IllegalExceptionReturn

```
// IllegalExceptionReturn()
// =====

boolean IllegalExceptionReturn(bits(N) spsr)

    // Check for illegal return:
    // * To an unimplemented Exception level.
    // * To EL2 in Secure state, when SecureEL2 is not enabled.
    // * To EL0 using AArch64 state, with SPSR.M<0>==1.
    // * To AArch64 state with SPSR.M<1>==1.
    // * To AArch32 state with an illegal value of SPSR.M.
    (valid, target) = ELFromSPSR(spsr);
    if !valid then return TRUE;

    // Check for return to higher Exception level
    if UInt(target) > UInt(PSTATE.EL) then return TRUE;

    spsr_mode_is_aarch32 = (spsr<4> == '1');

    // Check for illegal return:
    // * To EL1, EL2 or EL3 with register width specified in the SPSR different from the
    //   Execution state used in the Exception level being returned to, as determined by
    //   the SCR_EL3.RW or HCR_EL2.RW bits, or as configured from reset.
    // * To EL0 using AArch64 state when EL1 is using AArch32 state as determined by the
    //   SCR_EL3.RW or HCR_EL2.RW bits or as configured from reset.
    // * To AArch64 state from AArch32 state (should be caught by above)
    (known, target_el_is_aarch32) = ELUsingAArch32K(target);
    assert known || (target == EL0 && !ELUsingAArch32(EL1));
    if known && spsr_mode_is_aarch32 != target_el_is_aarch32 then return TRUE;

    // Check for illegal return from AArch32 to AArch64
    if UsingAArch32() && !spsr_mode_is_aarch32 then return TRUE;

    // Check for illegal return to EL1 when HCR.TGE is set and when either of
    // * SecureEL2 is enabled.
    // * SecureEL2 is not enabled and EL1 is in Non-secure state.
    if EL2Enabled() && target == EL1 && HCR_EL2.TGE == '1' then
        if (!IsSecureBelowEL3() || IsSecureEL2Enabled()) then return TRUE;

    if (IsFeatureImplemented(FEAT_GCS) && PSTATE.EXLOCK == '0' &&
        PSTATE.EL == target && GetCurrentEXLOCKEN()) then
        return TRUE;

    return FALSE;
```

Library pseudocode for shared/functions/system/InstrSet

```
// InstrSet
// =====

enumeration InstrSet {InstrSet_A64, InstrSet_A32, InstrSet_T32};
```

Library pseudocode for shared/functions/system/InstructionFetchBarrier

```
// InstructionFetchBarrier()
// =====

InstructionFetchBarrier();
```

Library pseudocode for shared/functions/system/InstructionSynchronizationBarrier

```
// InstructionSynchronizationBarrier()
// =====

InstructionSynchronizationBarrier();
```

Library pseudocode for shared/functions/system/InterruptPending

```
// InterruptPending()
// =====
// Returns TRUE if there are any pending physical, virtual, or delegated
// interrupts, and FALSE otherwise.

boolean InterruptPending()
    boolean pending_virtual_interrupt = FALSE;
    (irq_pending, -) = IRQPending\(\);
    (fiq_pending, -) = FIQPending\(\);
    constant boolean pending_physical_interrupt = (irq_pending || fiq_pending ||
IsPhysicalErrorPending\(\));

    if EL2Enabled\(\) && PSTATE.EL IN {EL0, EL1} && HCR_EL2.TGE == '0' then
        constant boolean virq_pending = (HCR_EL2.IMO == '1' && (VirtualIRQPending\(\) ||
            HCR_EL2.VI == '1'));
        constant boolean vfiq_pending = (HCR_EL2.FMO == '1' && (VirtualFIQPending\(\) ||
            HCR_EL2.VF == '1'));
        constant boolean vsei_pending = ((HCR_EL2.AMO == '1' ||
            (IsFeatureImplemented(FEAT_DoubleFault2) &&
IsHCRXEL2Enabled\(\) && !ELUsingAArch32\(EL2\) &&
            HCRX_EL2.TMEA == '1')) &&
            (IsVirtualErrorPending\(\) || HCR_EL2.VSE == '1'));

        pending_virtual_interrupt = vsei_pending || virq_pending || vfiq_pending;

    constant boolean pending_delegated_interrupt = (IsFeatureImplemented(FEAT_E3DSE) &&
        PSTATE.EL != EL3 && !ELUsingAArch32\(EL3\) &&
        SCR_EL3.<EndDSE,DSE> == '11');

    return pending_physical_interrupt || pending_virtual_interrupt || pending_delegated_interrupt;
```

Library pseudocode for shared/functions/system/IsASEInstruction

```
// IsASEInstruction()
// =====
// Returns TRUE if the current instruction is an ASIMD or SVE vector instruction.

boolean IsASEInstruction();
```

Library pseudocode for shared/functions/system/IsCurrentSecurityState

```
// IsCurrentSecurityState()
// =====
// Returns TRUE if the current Security state matches
// the given Security state, and FALSE otherwise.

boolean IsCurrentSecurityState(SecurityState ss)
    return CurrentSecurityState\(\) == ss;
```

Library pseudocode for shared/functions/system/IsEventRegisterSet

```
// IsEventRegisterSet()
// =====
// Return TRUE if the Event Register of this PE is set, and FALSE if it is clear.

boolean IsEventRegisterSet()
    return EventRegister == '1';
```

Library pseudocode for shared/functions/system/IsHighestEL

```
// IsHighestEL()
// =====
// Returns TRUE if given exception level is the highest exception level implemented

boolean IsHighestEL(bits(2) el)
    return HighestEL() == el;
```

Library pseudocode for shared/functions/system/IsInHost

```
// IsInHost()
// =====

boolean IsInHost()
    return ELIsInHost(PSTATE.EL);
```

Library pseudocode for shared/functions/system/IsSecureBelowEL3

```
// IsSecureBelowEL3()
// =====
// Return TRUE if an Exception level below EL3 is in Secure state
// or would be following an exception return to that level.
//
// That is, if at AArch64 EL3 or in AArch32 Monitor mode, whether an
// exception return would pass to Secure or Non-secure state.

boolean IsSecureBelowEL3()
    if HaveEL(EL3) then
        return SCR_curr[].NS == '0';
    elseif HaveEL(EL2) && (!IsFeatureImplemented(FEAT_SEL2) || !HaveAArch64()) then
        // If Secure EL2 is not an architecture option then we must be Non-secure.
        return FALSE;
    else
        // TRUE if PE is Secure or FALSE if Non-secure.
        return boolean IMPLEMENTATION_DEFINED "Secure-only implementation";
```

Library pseudocode for shared/functions/system/IsSecureEL2Enabled

```
// IsSecureEL2Enabled()
// =====
// Returns TRUE if Secure EL2 is enabled, FALSE otherwise.

boolean IsSecureEL2Enabled()
    if HaveEL(EL2) && IsFeatureImplemented(FEAT_SEL2) then
        if HaveEL(EL3) then
            if !ELUsingAArch32(EL3) && SCR_EL3.EEL2 == '1' then
                return TRUE;
            else
                return FALSE;
        else
            return SecureOnlyImplementation();
    else
        return FALSE;
```


Library pseudocode for shared/functions/system/LocalTimeoutEvent

```
// LocalTimeoutEvent()
// =====
// Returns TRUE if CNTVCT_EL0 equals or exceeds the localtimeout value.

boolean LocalTimeoutEvent(integer localtimeout)
    assert localtimeout >= 0;

    constant bits(64) cntvct = VirtualCounterTimer();
    if UInt(cntvct) >= localtimeout then
        return TRUE;

    IsLocalTimeoutEventPending = TRUE;
    LocalTimeoutVal = localtimeout<63:0>; // Store value to compare against
                                           // Virtual Counter Timer at subsequent clock ticks

    return FALSE;
```

Library pseudocode for shared/functions/system/Mode

```
// Mode bits
// =====
// AArch32 PSTATE.M mode bits.

constant bits(5) M32_User      = '10000';
constant bits(5) M32_FIQ      = '10001';
constant bits(5) M32_IRQ      = '10010';
constant bits(5) M32_Svc      = '10011';
constant bits(5) M32_Monitor  = '10110';
constant bits(5) M32_Abort    = '10111';
constant bits(5) M32_Hyp      = '11010';
constant bits(5) M32_Undef    = '11011';
constant bits(5) M32_System    = '11111';
```

Library pseudocode for shared/functions/system/NonSecureOnlyImplementation

```
// NonSecureOnlyImplementation()
// =====
// Returns TRUE if the security state is always Non-secure for this implementation.

boolean NonSecureOnlyImplementation()
    return boolean IMPLEMENTATION_DEFINED "Non-secure only implementation";
```

Library pseudocode for shared/functions/system/PLOfEL

```
// PLOfEL()
// =====

PrivilegeLevel PLOfEL(bits(2) el)
    case el of
        when EL3    return if !HaveAArch64() then PL1 else PL3;
        when EL2    return PL2;
        when EL1    return PL1;
        when EL0    return PL0;
```

Library pseudocode for shared/functions/system/PSTATE

```
// PSTATE
// =====
// Global per-processor state

ProcState PSTATE;
```

Library pseudocode for shared/functions/system/PhysicalCountInt

```
// PhysicalCountInt()
// =====
// Returns the integral part of physical count value of the System counter.

bits(64) PhysicalCountInt()
    return PhysicalCount<87:24>;
```

Library pseudocode for shared/functions/system/PrivilegeLevel

```
// PrivilegeLevel
// =====
// Privilege Level abstraction.

enumeration PrivilegeLevel {PL3, PL2, PL1, PL0};
```

Library pseudocode for shared/functions/system/ProcState

```
// ProcState
// =====
// PE state bits.
// There is no significance to the field order.

type ProcState is (
    bits (1) N,          // Negative condition flag
    bits (1) Z,          // Zero condition flag
    bits (1) C,          // Carry condition flag
    bits (1) V,          // Overflow condition flag
    bits (1) D,          // Debug mask bit [AArch64 only]
    bits (1) A,          // SError interrupt mask bit
    bits (1) I,          // IRQ mask bit
    bits (1) F,          // FIQ mask bit
    bits (1) EXLOCK,     // Lock exception return state
    bits (1) PAN,         // Privileged Access Never Bit [v8.1]
    bits (1) UAO,         // User Access Override [v8.2]
    bits (1) DIT,        // Data Independent Timing [v8.4]
    bits (1) TCO,        // Tag Check Override [v8.5, AArch64 only]
    bits (1) PM,         // PMU exception Mask
    bits (1) PPEND,       // synchronous PMU exception to be observed
    bits (2) BTYPE,       // Branch Type [v8.5]
    bits (1) PACM,       // PAC instruction modifier
    bits (1) ZA,          // Accumulation array enabled [SME]
    bits (1) SM,          // Streaming SVE mode enabled [SME]
    bits (1) ALLINT,      // Interrupt mask bit
    bits (1) UINJ,       // Undefined Exception Injection
    bits (1) SS,         // Software step bit
    bits (1) IL,         // Illegal Execution state bit
    bits (2) EL,         // Exception level
    bits (1) nRW,        // Execution state: 0=AArch64, 1=AArch32
    bits (1) SP,         // Stack pointer select: 0=SP0, 1=SPx [AArch64 only]
    bits (1) Q,          // Cumulative saturation flag [AArch32 only]
    bits (4) GE,         // Greater than or Equal flags [AArch32 only]
    bits (1) SSBS,       // Speculative Store Bypass Safe
    bits (8) IT,         // If-then bits, RES0 in CPSR [AArch32 only]
    bits (1) J,          // J bit, RES0 [AArch32 only, RES0 in SPSR and CPSR]
    bits (1) T,          // T32 bit, RES0 in CPSR [AArch32 only]
    bits (1) E,          // Endianness bit [AArch32 only]
    bits (5) M           // Mode field [AArch32 only]
)
```

Library pseudocode for shared/functions/system/RestoredITBits

```
// RestoredITBits()
// =====
// Get the value of PSTATE.IT to be restored on this exception return.

bits(8) RestoredITBits(bits(N) spsr)
    it = spsr<15:10,26:25>;

    // When PSTATE.IL is set, it is CONSTRAINED UNPREDICTABLE whether the IT bits are each set
    // to zero or copied from the SPSR.
    if PSTATE.IL == '1' then
        if ConstrainUnpredictableBool(Unpredictable\_ILZEROIT) then return '00000000';
        else return it;

    // The IT bits are forced to zero when they are set to a reserved value.
    if !IsZero(it<7:4>) && IsZero(it<3:0>) then
        return '00000000';

    // The IT bits are forced to zero when returning to A32 state, or when returning to an EL
    // with the ITD bit set to 1, and the IT bits are describing a multi-instruction block.
    itd = if PSTATE.EL == EL2 then HSCTLR.ITD else SCTLRL.ITD;
    if (spsr<5> == '0' && !IsZero(it)) || (itd == '1' && !IsZero(it<2:0>)) then
        return '00000000';
    else
        return it;
```

Library pseudocode for shared/functions/system/SCR_curr

```
// SCR_curr[]
// =====

SCRType SCR_curr[]
    // AArch32 secure & AArch64 EL3 registers are not architecturally mapped
    assert HaveEL(EL3);
    bits(64) r;
    if !HaveAArch64() then
        r = ZeroExtend(SCR, 64);
    else
        r = SCR_EL3;
    return r;
```

Library pseudocode for shared/functions/system/SecureOnlyImplementation

```
// SecureOnlyImplementation()
// =====
// Returns TRUE if the security state is always Secure for this implementation.

boolean SecureOnlyImplementation()
    return boolean IMPLEMENTATION_DEFINED "Secure-only implementation";
```

Library pseudocode for shared/functions/system/SecurityState

```
// SecurityState
// =====
// The Security state of an execution context

enumeration SecurityState {
    SS_NonSecure,
    SS_Root,
    SS_Realm,
    SS_Secure
};
```

Library pseudocode for shared/functions/system/SecurityStateAtEL

```
// SecurityStateAtEL()
// =====
// Returns the effective security state at the exception level based off current settings.

SecurityState SecurityStateAtEL(bits(2) EL)
    if IsFeatureImplemented(FEAT_RME) then
        if EL == EL3 then return SS\_Root;
        effective_nse_ns = EffectiveSCR\_EL3\_NSE\(\) : EffectiveSCR\_EL3\_NS\(\);
        case effective_nse_ns of
            when '00'
                if IsFeatureImplemented(FEAT_SEL2) then
                    return SS\_Secure;
                else
                    Unreachable();
            when '01'
                return SS\_NonSecure;
            when '11'
                return SS\_Realm;
            otherwise
                Unreachable();

    if !HaveEL\(EL3\) then
        if SecureOnlyImplementation\(\) then
            return SS\_Secure;
        else
            return SS\_NonSecure;
    elsif EL == EL3 then
        return SS\_Secure;
    else
        // For EL2 call only when EL2 is enabled in current security state
        assert(EL != EL2 || EL2Enabled\(\));
        if !ELUsingAArch32\(EL3\) then
            return if EffectiveSCR\_EL3\_NS\(\) == '1' then SS\_NonSecure else SS\_Secure;
        else
            return if SCR.NS == '1' then SS\_NonSecure else SS\_Secure;
```

Library pseudocode for shared/functions/system/SendEvent

```
// SendEvent()
// =====
// Signal an event to all PEs in a multiprocessor system to set their Event Registers.
// When a PE executes the SEV instruction, it causes this function to be executed.

SendEvent();
```

Library pseudocode for shared/functions/system/SendEventLocal

```
// SendEventLocal()
// =====
// Set the local Event Register of this PE.
// When a PE executes the SEVL instruction, it causes this function to be executed.

SendEventLocal()
    EventRegister = '1';
    return;
```

Library pseudocode for shared/functions/system/SetAccumulatedFPExceptions

```
// SetAccumulatedFPExceptions()
// =====
// Stores FP Exceptions accumulated by the PE.

SetAccumulatedFPExceptions(bits(8) accumulated_exceptions);
```



```

// SetPSTATEFromPSR()
// =====

SetPSTATEFromPSR(bits(N) spsr)
    constant boolean illegal_psr_state = IllegalExceptionReturn(spsr);
    SetPSTATEFromPSR(spsr, illegal_psr_state);

// SetPSTATEFromPSR()
// =====
// Set PSTATE based on a PSR value

SetPSTATEFromPSR(bits(N) spsr_in, boolean illegal_psr_state)
    bits(N) spsr = spsr_in;
    constant boolean from_aarch64 = !UsingAArch32();
    PSTATE.SS = DebugExceptionReturnSS(spsr);
    if IsFeatureImplemented(FEAT_SEBEP) then
        assert N == 64;
        ExceptionReturnPPEND(ZeroExtend(spsr, 64));

    ShouldAdvanceSS = FALSE;
    if illegal_psr_state then
        PSTATE.IL = '1';
        if IsFeatureImplemented(FEAT_SSBS) then PSTATE.SSBS = bit UNKNOWN;
        if IsFeatureImplemented(FEAT_BTI) then PSTATE.BTYPE = bits(2) UNKNOWN;
        if IsFeatureImplemented(FEAT_UAO) then PSTATE.UAO = bit UNKNOWN;
        if IsFeatureImplemented(FEAT_DIT) then PSTATE.DIT = bit UNKNOWN;
        if IsFeatureImplemented(FEAT_MTE) then PSTATE.TCO = bit UNKNOWN;
        if IsFeatureImplemented(FEAT_PAuth_LR) then PSTATE.PACM = bit UNKNOWN;
        if IsFeatureImplemented(FEAT_UINJ) then PSTATE.UINJ = '0';
    else
        // State that is reinstated only on a legal exception return
        PSTATE.IL = spsr<20>;
        if IsFeatureImplemented(FEAT_UINJ) then PSTATE.UINJ = spsr<36>;
        if spsr<4> == '1' then // AArch32 state
            AArch32.WriteMode(spsr<4:0>); // Sets PSTATE.EL correctly
            if IsFeatureImplemented(FEAT_SSBS) then PSTATE.SSBS = spsr<23>;
        else // AArch64 state
            PSTATE.nRW = '0';
            PSTATE.EL = spsr<3:2>;
            PSTATE.SP = spsr<0>;
            if IsFeatureImplemented(FEAT_BTI) then PSTATE.BTYPE = spsr<11:10>;
            if IsFeatureImplemented(FEAT_SSBS) then PSTATE.SSBS = spsr<12>;
            if IsFeatureImplemented(FEAT_UAO) then PSTATE.UAO = spsr<23>;
            if IsFeatureImplemented(FEAT_DIT) then PSTATE.DIT = spsr<24>;
            if IsFeatureImplemented(FEAT_MTE) then PSTATE.TCO = spsr<25>;
            if IsFeatureImplemented(FEAT_GCS) then PSTATE.EXLOCK = spsr<34>;
            if IsFeatureImplemented(FEAT_PAuth_LR) then
                PSTATE.PACM = if IsPACMEnabled() then spsr<35> else '0';

        // If PSTATE.IL is set, it is CONSTRAINED UNPREDICTABLE whether the T bit is set to zero or
        // copied from SPSR.
        if PSTATE.IL == '1' && PSTATE.nRW == '1' then
            if ConstrainUnpredictableBool(Unpredictable\_ILZEROT) then spsr<5> = '0';

        // State that is reinstated regardless of illegal exception return
        PSTATE.<N,Z,C,V> = spsr<31:28>;
        if IsFeatureImplemented(FEAT_PAN) then PSTATE.PAN = spsr<22>;
        if PSTATE.nRW == '1' then // AArch32 state
            PSTATE.Q = spsr<27>;
            PSTATE.IT = RestoredITBits(spsr);
            ShouldAdvanceIT = FALSE;
            if IsFeatureImplemented(FEAT_DIT) then
                PSTATE.DIT = (if (Restarting() || from_aarch64) then spsr<24> else spsr<21>);
            PSTATE.GE = spsr<19:16>;
            PSTATE.E = spsr<9>;
            PSTATE.<A,I,F> = spsr<8:6>; // No PSTATE.D in AArch32 state
            PSTATE.T = spsr<5>; // PSTATE.J is RES0
        else // AArch64 state
            if (IsFeatureImplemented(FEAT_EBEP) || IsFeatureImplemented(FEAT_SPE_EXC) ||
                IsFeatureImplemented(FEAT_TRBE_EXC)) then

```

```

        PSTATE.PM      = spsr<32>;
        if IsFeatureImplemented(FEAT_NMI) then PSTATE.ALLINT = spsr<13>;
        PSTATE.<D,A,I,F> = spsr<9:6>;           // No PSTATE.<Q,IT,GE,E,T> in AArch64 state
    return;

```

Library pseudocode for shared/functions/system/ShouldAdvanceHS

```

// ShouldAdvanceHS
// =====
// Cleared if we should not advance the EDESR.SS after the current instruction.

boolean ShouldAdvanceHS;

```

Library pseudocode for shared/functions/system/ShouldAdvanceIT

```

// ShouldAdvanceIT
// =====
// Cleared if we should not advance the PSTATE.IT after the current instruction.

boolean ShouldAdvanceIT;

```

Library pseudocode for shared/functions/system/ShouldAdvanceSS

```

// ShouldAdvanceSS
// =====
// Cleared if PSTATE.SS is written by the current instruction.

boolean ShouldAdvanceSS;

```

Library pseudocode for shared/functions/system/ShouldSetPPEND

```

// ShouldSetPPEND
// =====
// TRUE if PSTATE.PPEND is set or cleared at the end of the current instruction, according to
// whether a PMU counter configured for synchronous mode overflowed or not.
// Otherwise, PSTATE.PPEND is not changed at the end of the instruction.

boolean ShouldSetPPEND;

```

Library pseudocode for shared/functions/system/SmallestTranslationGranule

```

// SmallestTranslationGranule()
// =====
// Smallest implemented translation granule.

integer SmallestTranslationGranule()
    if IsFeatureImplemented(FEAT_TGran4K) then return 12;
    if IsFeatureImplemented(FEAT_TGran16K) then return 14;
    if IsFeatureImplemented(FEAT_TGran64K) then return 16;
    Unreachable();

```

Library pseudocode for shared/functions/system/SpeculationBarrier

```

// SpeculationBarrier()
// =====

SpeculationBarrier();

```

Library pseudocode for shared/functions/system/SyncCounterOverflowed

```
// SyncCounterOverflowed
// =====
// Set if a PMU counter configured for synchronous mode has overflowed
// during the execution of the current instruction.

boolean SyncCounterOverflowed;
```

Library pseudocode for shared/functions/system/SynchronizeContext

```
// SynchronizeContext()
// =====
// Context Synchronization event, includes Instruction Fetch Barrier effect

SynchronizeContext();
```

Library pseudocode for shared/functions/system/SynchronizeErrors

```
// SynchronizeErrors()
// =====
// Implements the error synchronization event.

SynchronizeErrors();
```

Library pseudocode for shared/functions/system/TakeUnmaskedPhysicalSErrorInterrupts

```
// TakeUnmaskedPhysicalSErrorInterrupts()
// =====
// Take any pending unmasked physical SError interrupt.

TakeUnmaskedPhysicalSErrorInterrupts(boolean iesb_req);
```

Library pseudocode for shared/functions/system/TakeUnmaskedSErrorInterrupts

```
// TakeUnmaskedSErrorInterrupts()
// =====
// Take any pending unmasked physical SError interrupt or unmasked virtual SError
// interrupt.

TakeUnmaskedSErrorInterrupts();
```

Library pseudocode for shared/functions/system/ThisInstr

```
// ThisInstr()
// =====

bits(32) ThisInstr();
```

Library pseudocode for shared/functions/system/ThisInstrLength

```
// ThisInstrLength()
// =====

integer ThisInstrLength();
```


Library pseudocode for shared/functions/system/UndefinedInjectionCheck

```
// UndefinedInjectionCheck()
// =====
// Check PSTATE.UINJ to determine if execution of the current
// instruction should cause an Undefined exception.

UndefinedInjectionCheck()
    if IsFeatureImplemented(FEAT_UINJ) && PSTATE.UINJ == '1' then
        UNDEFINED;
```

Library pseudocode for shared/functions/system/UsingAArch32

```
// UsingAArch32()
// =====
// Return TRUE if the current Exception level is using AArch32, FALSE if using AArch64.

boolean UsingAArch32()
    constant boolean aarch32 = (PSTATE.nRW == '1');
    if !HaveAArch32() then assert !aarch32;
    if !HaveAArch64() then assert aarch32;
    return aarch32;
```

Library pseudocode for shared/functions/system/ValidSecurityStateAtEL

```
// ValidSecurityStateAtEL()
// =====
// Returns TRUE if the current settings and architecture choices for this
// implementation permit a valid Security state at the indicated EL.

boolean ValidSecurityStateAtEL(bits(2) el)
    if !HaveEL(el) then
        return FALSE;

    if el == EL3 then
        return TRUE;

    if IsFeatureImplemented(FEAT_RME) then
        constant bits(2) effective_nse_ns = EffectiveSCR_EL3_NSE() : EffectiveSCR_EL3_NS();
        if effective_nse_ns == '10' then
            return FALSE;

    if el == EL2 then
        return EL2Enabled();

    return TRUE;
```

Library pseudocode for shared/functions/system/VirtualFIQPending

```
// VirtualFIQPending()
// =====
// Returns TRUE if there is any pending virtual FIQ.

boolean VirtualFIQPending();
```

Library pseudocode for shared/functions/system/VirtualIRQPending

```
// VirtualIRQPending()
// =====
// Returns TRUE if there is any pending virtual IRQ.

boolean VirtualIRQPending();
```

Library pseudocode for shared/functions/system/WFxType

```
// WFxType
// =====
// WFx instruction types.

enumeration WFxType {WfxType_WFE, WfxType_WFI, WfxType_WFET, WfxType_WFIT};
```

Library pseudocode for shared/functions/system/WaitForEvent

```
// WaitForEvent()
// =====
// PE optionally suspends execution until one of the following occurs:
// - A WFE wakeup event.
// - A reset.
// - The implementation chooses to resume execution.
// It is IMPLEMENTATION DEFINED whether restarting execution after the period of
// suspension causes the Event Register to be cleared.

WaitForEvent()
    if Halted() then return;
    if !IsEventRegisterSet() then
        EnterLowPowerState();
    return;

// WaitForEvent()
// =====
// PE optionally suspends execution until one of the following occurs:
// - A WFE wakeup event.
// - A reset.
// - The implementation chooses to resume execution.
// - A Wait for Event with Timeout (WFET) is executing, and a local timeout event occurs
// It is IMPLEMENTATION DEFINED whether restarting execution after the period of
// suspension causes the Event Register to be cleared.

WaitForEvent(integer localtimeout)
    if Halted() then return;
    if !\(IsEventRegisterSet\(\) || LocalTimeoutEvent\(localtimeout\)\) then
        EnterLowPowerState();
    return;
```

Library pseudocode for shared/functions/system/WaitForInterrupt

```
// WaitForInterrupt()
// =====
// PE optionally suspends execution until one of the following occurs:
// - A WFI wakeup event.
// - A reset.
// - The implementation chooses to resume execution.

WaitForInterrupt()
    if Halted() then return;
    EnterLowPowerState();
    return;

// WaitForInterrupt()
// =====
// PE optionally suspends execution until one of the following occurs:
// - A WFI wakeup event.
// - A reset.
// - The implementation chooses to resume execution.
// - A Wait for Interrupt with Timeout (WFIT) is executing, and a local timeout event occurs.

WaitForInterrupt(integer localtimeout)
    if Halted() then return;
    if !LocalTimeoutEvent\(localtimeout\) then
        EnterLowPowerState();
    return;
```

Library pseudocode for shared/functions/system/WatchpointRelatedSyndrome

```
// WatchpointRelatedSyndrome()
// =====
// Update common Watchpoint related fields.

bits(24) WatchpointRelatedSyndrome(FaultRecord fault)
    bits(24) syndrome = Zeros(24);

    if fault.watchptinfo.maybe_false_match then
        syndrome<16> = '1'; // WPF
    elsif IsFeatureImplemented(FEAT_Debugv8p2) then
        syndrome<16> = bit IMPLEMENTATION_DEFINED "WPF value on TRUE Watchpoint match";

    if IsRelaxedWatchpointAccess(fault.accessdesc) then
        if HaltOnBreakpointOrWatchpoint() then
            if boolean IMPLEMENTATION_DEFINED "EDWAR is not valid on watchpoint debug event" then
                syndrome<10> = '1'; // FnV
            else
                if boolean IMPLEMENTATION_DEFINED "FAR is not valid on watchpoint exception" then
                    syndrome<10> = '1'; // FnV
        else
            if WatchpointFARNotPrecise(fault) then
                syndrome<15> = '1'; // FnP

    // Watchpoint number is valid if FEAT_Debugv8p9 is implemented or
    // if Feat_Debugv8p2 is implemented and below set of conditions are satisfied:
    // - Either FnV = 1 or FnP = 1.
    // - If the address recorded in FAR is not within a naturally-aligned block of memory.
    // Otherwise, it is IMPLEMENTATION DEFINED if watchpoint number is valid.
    if IsFeatureImplemented(FEAT_Debugv8p9) then
        syndrome<17> = '1'; // WPTV
        syndrome<23:18> = fault.watchptinfo.watchpt_num<5:0>; // WPT
    elsif IsFeatureImplemented(FEAT_Debugv8p2) then
        if syndrome<15> == '1' || syndrome<10> == '1' then // Either of FnP or FnV is 1
            syndrome<17> = '1'; // WPTV
        elsif AddressNotInNaturallyAlignedBlock(fault.vaddress) then
            syndrome<17> = '1'; // WPTV
        elsif boolean IMPLEMENTATION_DEFINED "WPTV field is valid" then
            syndrome<17> = '1';
        if syndrome<17> == '1' then
            syndrome<23:18> = fault.watchptinfo.watchpt_num<5:0>; // WPT
        else
            syndrome<23:18> = bits(6) UNKNOWN;

    return syndrome;
```

Library pseudocode for shared/functions/unpredictable/ConstrainUnpredictable

```
// ConstrainUnpredictable()
// =====
// Return the appropriate Constraint result to control the caller's behavior.
// The return value is IMPLEMENTATION DEFINED within a permitted list for each
// UNPREDICTABLE case.
// (The permitted list is determined by an assert or case statement at the call site.)

Constraint ConstrainUnpredictable(Unpredictable which);
```

Library pseudocode for shared/functions/unpredictable/ConstrainUnpredictableBits

```
// ConstrainUnpredictableBits()
// =====

// This is a variant of ConstrainUnpredictable for when the result can be Constraint_UNKNOWN.
// If the result is Constraint_UNKNOWN then the function also returns UNKNOWN value, but that
// value is always an allocated value; that is, one for which the behavior is not itself
// CONSTRAINED.

(Constraint,bits(width)) ConstrainUnpredictableBits(Unpredictable which, integer width);
```

Library pseudocode for shared/functions/unpredictable/ConstrainUnpredictableBool

```
// ConstrainUnpredictableBool()
// =====
// This is a variant of the ConstrainUnpredictable function where the result is either
// Constraint_TRUE or Constraint_FALSE.

boolean ConstrainUnpredictableBool(Unpredictable which);
```

Library pseudocode for shared/functions/unpredictable/ConstrainUnpredictableInteger

```
// ConstrainUnpredictableInteger()
// =====
// This is a variant of ConstrainUnpredictable for when the result can be Constraint_UNKNOWN.
// If the result is Constraint_UNKNOWN then the function also returns an UNKNOWN
// value in the range low to high, inclusive.

(Constraint,integer) ConstrainUnpredictableInteger(integer low, integer high,
Unpredictable which);
```

Library pseudocode for shared/functions/unpredictable/ConstrainUnpredictableProcedure

```
// ConstrainUnpredictableProcedure()
// =====
// This is a variant of ConstrainUnpredictable that implements a Constrained
// Unpredictable behavior for a given Unpredictable situation.
// The behavior is within permitted behaviors for a given Unpredictable situation,
// these are documented in the textual part of the architecture specification.
//
// This function is expected to be refined in an IMPLEMENTATION DEFINED manner.
// The details of possible outcomes may not be present in the code and must be interpreted
// for each use with respect to the CONSTRAINED UNPREDICTABLE specifications
// for the specific area.

ConstrainUnpredictableProcedure(Unpredictable which);
```

Library pseudocode for shared/functions/unpredictable/Constraint

```
// Constraint
// =====
// List of Constrained Unpredictable behaviors.

enumeration Constraint    { // General
    Constraint_NONE,      // Instruction executes with
                          // no change or side-effect
                          // to its described behavior
    Constraint_UNKNOWN,   // Destination register
                          // has UNKNOWN value
    Constraint_UNDEF,     // Instruction is UNDEFINED
    Constraint_UNDEFEL0,   // Instruction is UNDEFINED at EL0 only
    Constraint_NOP,        // Instruction executes as NOP
    Constraint_TRUE,
    Constraint_FALSE,
    Constraint_DISABLED,
    Constraint_UNCOND,     // Instruction executes unconditionally
    Constraint_COND,       // Instruction executes conditionally
    Constraint_ADDITIONAL_DECODE, // Instruction executes
                          // with additional decode

    // Load-store
    Constraint_WBSUPPRESS,
    Constraint_FAULT,
    Constraint_LIMITED_ATOMICITY, // Accesses are not
                          // single-copy atomic
                          // above the byte level

    Constraint_NVNV1_00,
    Constraint_NVNV1_01,
    Constraint_NVNV1_11,
    Constraint_EL1TIMESTAMP, // Constrain to Virtual Timestamp
    Constraint_EL2TIMESTAMP, // Constrain to Virtual Timestamp
    Constraint_OSH,          // Constrain to Outer Shareable
    Constraint_ISH,          // Constrain to Inner Shareable
    Constraint_NSH,          // Constrain to Nonshareable

    Constraint_NC,           // Constrain to Noncacheable
    Constraint_WT,           // Constrain to Writethrough
    Constraint_WB,           // Constrain to Writeback

    // IPA too large
    Constraint_FORCE, Constraint_FORCENOSLDCHECK,
    // An unallocated System register value maps onto an allocated value
    Constraint_MAPTOALLOCATED,
    // PMSCR_PCT reserved values select Virtual timestamp
    Constraint_PMSCR_PCT_VIRT
};
```



```

// Unpredictable
// =====
// List of Constrained Unpredictable situations.

enumeration Unpredictable {
    // VMSR on MVFR
    Unpredictable_VMSR,
    // Writeback/transfer register overlap (load)
    Unpredictable_WBOVERLAPLD,
    // Writeback/transfer register overlap (store)
    Unpredictable_WBOVERLAPST,
    // Load Pair transfer register overlap
    Unpredictable_LDPOVERLAP,
    // Store-exclusive base/status register overlap
    Unpredictable_BASEOVERLAP,
    // Store-exclusive data/status register overlap
    Unpredictable_DATAOVERLAP,
    // Load-store alignment checks
    Unpredictable_DEVPAGE2,
    // Instruction fetch from Device memory
    Unpredictable_INSTRDEVICE,
    // Reserved CPACR value
    Unpredictable_RESCPACR,
    // Reserved MAIR value
    Unpredictable_RESMAIR,
    // Effect of SCTLR_ELx.C on Tagged attribute
    Unpredictable_S1CTAGGED,
    // Reserved Stage 2 MemAttr value
    Unpredictable_S2RESMEMATTR,
    // Reserved TEX:C:B value
    Unpredictable_RESTEXCB,
    // Reserved PRRR value
    Unpredictable_RESPRRR,
    // Reserved DACR field
    Unpredictable_RESDACR,
    // Reserved VTCR.S value
    Unpredictable_RESVTCRS,
    // Reserved TCR.TnSZ value
    Unpredictable_RESTnSZ,
    // Reserved SCTLR_ELx.TCF value
    Unpredictable_RESTCF,
    // Tag stored to Device memory
    Unpredictable_DEVICETAGSTORE,
    // Out-of-range TCR.TnSZ value
    Unpredictable_OORTnSZ,

    // IPA size exceeds PA size
    Unpredictable_LARGEIPA,
    // Syndrome for a known-passing conditional A32 instruction
    Unpredictable_ESRCONDPASS,
    // Illegal State exception: zero PSTATE.IT
    Unpredictable_ILZEROIT,
    // Illegal State exception: zero PSTATE.T
    Unpredictable_ILZEROT,
    // Debug: prioritization of Vector Catch
    Unpredictable_BPVECTORCATCHPRI,
    // Debug Vector Catch: match on 2nd halfword
    Unpredictable_VCMATCHHALF,
    // Debug Vector Catch: match on Data Abort
    // or Prefetch abort
    Unpredictable_VCMATCHDAPA,
    // Debug watchpoints: nonzero MASK and non-ones BAS
    Unpredictable_WPMASKANDBAS,
    // Debug watchpoints: non-contiguous BAS
    Unpredictable_WPBASCONTIGUOUS,
    // Debug watchpoints: reserved MASK
    Unpredictable_RESWPMASK,
    // Debug watchpoints: nonzero MASKed bits of address
    Unpredictable_WPMASKEDBITS,
    // Debug breakpoints and watchpoints: reserved control bits

```

```

Unpredictable_RESBPWPCTRL,
// Debug breakpoints: not implemented
Unpredictable_BPNOTIMPL,
// Debug breakpoints: reserved type
Unpredictable_RESBPTYPE,
// Debug breakpoints and watchpoints: reserved MDSELR_EL1.BANK
Unpredictable_RESMDSELR,
// Debug breakpoints: not-context-aware breakpoint
Unpredictable_BPNOTCTXCMP,
// Debug breakpoints: match on 2nd halfword of instruction
Unpredictable_BPMATCHHALF,
// Debug breakpoints: mismatch on 2nd halfword of instruction
Unpredictable_BPMISMATCHHALF,
// Debug breakpoints: a breakpoint is linked to that is not
// programmed with linking enabled
Unpredictable_BPLINKINGDISABLED,
// Debug breakpoints: reserved MASK
Unpredictable_RESBPMASK,
// Debug breakpoints: MASK is set for a Context matching
// breakpoint or when DBGBCR_EL1[n].BAS != '1111'
Unpredictable_BPMASK,
// Debug breakpoints: nonzero MASKed bits of address
Unpredictable_BPMASKEDBITS,
// Debug breakpoints: A linked breakpoint is
// linked to an address matching breakpoint
Unpredictable_BPLINKEDADDRMATCH,
// Debug: restart to a misaligned AArch32 PC value
Unpredictable_RESTARTALIGNPC,
// Debug: restart to a not-zero-extended AArch32 PC value
Unpredictable_RESTARTZEROUPPERPC,
// Zero top 32 bits of X registers in AArch32 state
Unpredictable_ZEROUPPER,
// Zero top 32 bits of PC on illegal return to
// AArch32 state
Unpredictable_ERETZEROUPPERPC,
// Force address to be aligned when interworking
// branch to A32 state
Unpredictable_A32FORCEALIGNPC,
// SMC disabled
Unpredictable_SMD,
// FF speculation
Unpredictable_NONFAULT,
// Zero top bits of Z registers in EL change
Unpredictable_SVEZEROUPPER,
// Load mem data in NF loads
Unpredictable_SVELDNFDATA,
// Write zeros in NF loads
Unpredictable_SVELDNFZERO,
// SP alignment fault when predicate is all zero
Unpredictable_CHECKSPNONEACTIVE,
// Zero top bits of ZA registers in EL change
Unpredictable_SMEZEROUPPER,
// Watchpoint match of last rounded up memory access in case of
// 16 byte rounding
Unpredictable_16BYTEROUNDEDUPACCESS,
// Watchpoint match of first rounded down memory access in case of
// 16 byte rounding
Unpredictable_16BYTEROUNDEDOWNACCESS,
// HCR_EL2.<NV,NV1> == '01'
Unpredictable_NVNV1,
// Reserved shareability encoding
Unpredictable_Shareability,
// Access Flag Update by HW
Unpredictable_AFUPDATE,
// Dirty Bit State Update by HW
Unpredictable_DBUPDATE,
// Consider SCTL_R_ELx[].IESB in Debug state
Unpredictable_IESBinDebug,
// Bad settings for PMSFCR_EL1/PMSEVFR_EL1/PMSLATFR_EL1
Unpredictable_BADPMSFCR,

```



```

// Zero saved BType value in SPSR_ELx/DPSR_EL0
Unpredictable_ZEROBTYPE,
// Timestamp constrained to virtual or physical
Unpredictable_EL2TIMESTAMP,
Unpredictable_EL1TIMESTAMP,
// Reserved MDCR_EL3.<NSTBE,NSTB> or MDCR_EL3.<NSPBE,NSPB> value
Unpredictable_RESERVEDNSxB,
// WFET or WFIT instruction in Debug state
Unpredictable_WFXTDEBUG,
// Address does not support LS64 instructions
Unpredictable_LS64UNSUPPORTED,
// Unaligned exclusives, atomics, acquire/release
// to a region that is not to Normal inner write-back
// outer write-back shareable generate an Alignment fault.
Unpredictable_LSE2_ALIGNMENT_FAULT,
// 128-bit Atomic or 128-bit RCW{S} transfer register overlap
Unpredictable_LSE128OVERLAP,
// Clearing DCC/ITR sticky flags when instruction is in flight
Unpredictable_CLEARERRITZZERO,
// ALUEXCEPTIONRETURN when in user/system mode in
// A32 instructions
Unpredictable_ALUEXCEPTIONRETURN,
// Trap to register in debug state are ignored
Unpredictable_IGNORETRAPINDEBUG,
// Compare DBGxVR.RESS for BP/WP
Unpredictable_DBGxVR_RESS,
// Inaccessible event counter
Unpredictable_PMUEVENTCOUNTER,
// Reserved PMSCR.PCT behavior
Unpredictable_PMSCR_PCT,
// MDCR_EL2.HPMN or HDCR.HPMN is larger than PMCR.N or
// FEAT_HPMN0 is not implemented and HPMN is 0.
Unpredictable_RES_HPMN,
// Chained PMU counters idx and idx+1 are not in same range
Unpredictable_COUNT_CHAIN,
// PMCCR.EPMN is larger than PMCR.N
Unpredictable_RES_EPMN,
// Generate BRB_FILTRATE event on BRB injection
Unpredictable_BRBFILTRATE,
// Generate PMU_SNAPSHOT event in Debug state
Unpredictable_PMUSNAPSHOTEVENT,
// Reserved MDCR_EL3.EPMSSAD value
Unpredictable_RESEPMSAD,
// Reserved PMECR_EL1.SSE value
Unpredictable_RESPMSSE,
// Enable for PMU Profiling exception and PMUIRQ
Unpredictable_RESPMEE,
// Enables for SPE Profiling exceptions and PMSIRQ
Unpredictable_RESPMSEE,
// Enables for TRBE Profiling exceptions and PMSIRQ
Unpredictable_RESTRFEE,
// Operands for CPY*/SET* instructions overlap
Unpredictable_MOPSOVERLAP,
// Operands for CPY*/SET* instructions use 0b11111
// as a register specifier
Unpredictable_MOPS_R31,
// Chooses which value to return in a non failed Atomic Compare and Swap
Unpredictable_CASRETURNOLDVALUE,
// Enables write of the newvalue in a failed Atomic Compare and Swap
Unpredictable_WRITEFAILEDCAS,
// Store-only Tag checking on a failed Atomic Compare and Swap
Unpredictable_STOREONLYTAGCHECKEDCAS,
// Reserved MDCR_EL3.ETBAD value
Unpredictable_RES_ETBAD,
// Invalid Streaming Mode filter bits
Unpredictable_RES_PMU_VS,
// Apply Checked Pointer Arithmetic on a sequential access to bytes
// that cross the 0xFFFF_FFFF_FFFF_FFFF boundary.
Unpredictable_CPACHECK,
// Reserved PMEVTYPER<n>_EL0.{TC,TE,TC2} values

```

```

        Unpredictable_RESTC,
        // When FEAT_MTE is implemented, if Memory-access mode is enabled
        // and PSTATE.TCO is 0, Reads and writes to the external debug
        // interface DTR registers are CONSTRAINED UNPREDICTABLE for tagcheck
        Unpredictable_NODTRTAGCHK,
        // If the atomic instructions are not atomic in regard to other
        // agents that access memory, then the instruction can have one or
        // more of the following effects
        Unpredictable_Atomic_SYNC_ABORT,
        Unpredictable_Atomic_SERROR,
        Unpredictable_Atomic_MMU_IMPDEF_FAULT,
        Unpredictable_Atomic_NOP,
        // Accessing DBGDSRint via MRC in debug state
        Unpredictable_MRC_APSR_TARGET
};

```

Library pseudocode for shared/functions/vector/AdvSIMDEExpandImm

```

// AdvSIMDEExpandImm()
// =====

bits(64) AdvSIMDEExpandImm(bit op, bits(4) cmode, bits(8) imm8)
    bits(64) imm64;
    case cmode<3:1> of
        when '000'
            imm64 = Replicate(Zeros(24):imm8, 2);
        when '001'
            imm64 = Replicate(Zeros(16):imm8:Zeros(8), 2);
        when '010'
            imm64 = Replicate(Zeros(8):imm8:Zeros(16), 2);
        when '011'
            imm64 = Replicate(imm8:Zeros(24), 2);
        when '100'
            imm64 = Replicate(Zeros(8):imm8, 4);
        when '101'
            imm64 = Replicate(imm8:Zeros(8), 4);
        when '110'
            if cmode<0> == '0' then
                imm64 = Replicate(Zeros(16):imm8:Ones(8), 2);
            else
                imm64 = Replicate(Zeros(8):imm8:Ones(16), 2);
        when '111'
            if cmode<0> == '0' && op == '0' then
                imm64 = Replicate(imm8, 8);
            if cmode<0> == '0' && op == '1' then
                imm8a = Replicate(imm8<7>, 8); imm8b = Replicate(imm8<6>, 8);
                imm8c = Replicate(imm8<5>, 8); imm8d = Replicate(imm8<4>, 8);
                imm8e = Replicate(imm8<3>, 8); imm8f = Replicate(imm8<2>, 8);
                imm8g = Replicate(imm8<1>, 8); imm8h = Replicate(imm8<0>, 8);
                imm64 = imm8a:imm8b:imm8c:imm8d:imm8e:imm8f:imm8g:imm8h;
            if cmode<0> == '1' && op == '0' then
                imm32 = imm8<7>:NOT(imm8<6>):Replicate(imm8<6>, 5):imm8<5:0>:Zeros(19);
                imm64 = Replicate(imm32, 2);
            if cmode<0> == '1' && op == '1' then
                if UsingAArch32() then ReservedEncoding();
                imm64 = imm8<7>:NOT(imm8<6>):Replicate(imm8<6>, 8):imm8<5:0>:Zeros(48);

    return imm64;

```

Library pseudocode for shared/functions/vector/MatMulAdd

```
// MatMulAdd()
// =====
//
// Signed or unsigned 8-bit integer matrix multiply and add to 32-bit integer matrix
// result[2, 2] = addend[2, 2] + (op1[2, 8] * op2[8, 2])

bits(N) MatMulAdd(bits(N) addend, bits(N) op1, bits(N) op2, boolean op1_unsigned,
                  boolean op2_unsigned)
    assert N == 128;

    bits(N) result;
    bits(32) sum;
    integer prod;

    for i = 0 to 1
        for j = 0 to 1
            sum = Elem[addend, 2*i + j, 32];
            for k = 0 to 7
                prod = (Int(Elem[op1, 8*i + k, 8], op1_unsigned) *
                       Int(Elem[op2, 8*j + k, 8], op2_unsigned));
                sum = sum + prod;
            Elem[result, 2*i + j, 32] = sum;

    return result;
```

Library pseudocode for shared/functions/vector/PolynomialMult

```
// PolynomialMult()
// =====

bits(M+N) PolynomialMult(bits(M) op1, bits(N) op2)
    result = Zeros(M+N);
    extended_op2 = ZeroExtend(op2, M+N);
    for i=0 to M-1
        if op1[i] == '1' then
            result = result EOR LSL(extended_op2, i);
    return result;
```

Library pseudocode for shared/functions/vector/SatQ

```
// SatQ()
// =====

(bits(N), boolean) SatQ(integer i, integer N, boolean unsigned)
    (result, sat) = if unsigned then UnsignedSatQ(i, N) else SignedSatQ(i, N);
    return (result, sat);
```

Library pseudocode for shared/functions/vector/ShiftSat

```
// ShiftSat()
// =====

integer ShiftSat(integer shift, integer esize)
    if shift > esize+1 then return esize+1;
    elsif shift < -(esize+1) then return -(esize+1);
    return shift;
```

Library pseudocode for shared/functions/vector/SignedSat

```
// SignedSat()
// =====

bits(N) SignedSat(integer i, integer N)
    (result, -) = SignedSatQ(i, N);
    return result;
```

Library pseudocode for shared/functions/vector/SignedSatQ

```
// SignedSatQ()
// =====

(bits(N), boolean) SignedSatQ(integer i, integer N)
    integer result;
    boolean saturated;
    if i > 2^(N-1) - 1 then
        result = 2^(N-1) - 1; saturated = TRUE;
    elsif i < -(2^(N-1)) then
        result = -(2^(N-1)); saturated = TRUE;
    else
        result = i; saturated = FALSE;
    return (result<N-1:0>, saturated);
```

Library pseudocode for shared/functions/vector/UnsignedRSqrtEstimate

```
// UnsignedRSqrtEstimate()
// =====

bits(N) UnsignedRSqrtEstimate(bits(N) operand)
    assert N == 32;
    bits(N) result;
    if operand<N-1:N-2> == '00' then // Operands <= 0x3FFFFFFF produce 0xFFFFFFFF
        result = Ones(N);
    else
        // input is in the range 0x40000000 .. 0xffffffff representing [0.25 .. 1.0)
        // estimate is in the range 256 .. 511 representing [1.0 .. 2.0)
        increasedprecision = FALSE;
        estimate = RecipSqrtEstimate(UInt(operand<31:23>), increasedprecision);
        // result is in the range 0x80000000 .. 0xff800000 representing [1.0 .. 2.0)
        result = estimate<8:0> : Zeros(N-9);

    return result;
```

Library pseudocode for shared/functions/vector/UnsignedRecipEstimate

```
// UnsignedRecipEstimate()
// =====

bits(N) UnsignedRecipEstimate(bits(N) operand)
    assert N == 32;
    bits(N) result;
    if operand<N-1> == '0' then // Operands <= 0x7FFFFFFF produce 0xFFFFFFFF
        result = Ones(N);
    else
        // input is in the range 0x80000000 .. 0xffffffff representing [0.5 .. 1.0)

        // estimate is in the range 256 to 511 representing [1.0 .. 2.0)
        increasedprecision = FALSE;
        estimate = RecipEstimate(UInt(operand<31:23>), increasedprecision);

        // result is in the range 0x80000000 .. 0xff800000 representing [1.0 .. 2.0)
        result = estimate<8:0> : Zeros(N-9);

    return result;
```

Library pseudocode for shared/functions/vector/UnsignedSat

```
// UnsignedSat()
// =====

bits(N) UnsignedSat(integer i, integer N)
    (result, -) = UnsignedSatQ(i, N);
    return result;
```

Library pseudocode for shared/functions/vector/UnsignedSatQ

```
// UnsignedSatQ()
// =====

(bits(N), boolean) UnsignedSatQ(integer i, integer N)
    integer result;
    boolean saturated;
    if i > 2^N - 1 then
        result = 2^N - 1;  saturated = TRUE;
    elsif i < 0 then
        result = 0;  saturated = TRUE;
    else
        result = i;  saturated = FALSE;
    return (result<N-1:0>, saturated);
```

Library pseudocode for shared/trace/Common/DebugMemWrite

```
// DebugMemWrite()
// =====
// Write data to memory one byte at a time. Starting at the passed virtual address.
// Used by SPE and TRBE.

(PhysMemRetStatus, AddressDescriptor) DebugMemWrite(bits(64) vaddress, AccessDescriptor accdesc,
                                                    boolean aligned, bits(8) data)

    PhysMemRetStatus memstatus = PhysMemRetStatus UNKNOWN;

    // Translate virtual address
    AddressDescriptor addrdesc;
    constant integer size = 1;
    addrdesc = AArch64.TranslateAddress(vaddress, accdesc, aligned, size);

    if IsFault(addrdesc) then
        return (memstatus, addrdesc);

    memstatus = PhysMemWrite(addrdesc, 1, accdesc, data);

    return (memstatus, addrdesc);
```



```

// DebugWriteExternalAbort()
// =====
// Populate the syndrome register for an External abort caused by a call of DebugMemWrite().

DebugWriteExternalAbort(PhysMemRetStatus memstatus, AddressDescriptor addrdesc,
                        bits(64) start_vaddr)

    constant boolean iswrite = TRUE;

    boolean handle_as_SError = FALSE;
    case addrdesc.fault.accessdesc.acctype of
        when AccessType\_SPE
            handle_as_SError = boolean IMPLEMENTATION_DEFINED "Report SPE ExtAbort as SError";
        when AccessType\_TRBE
            handle_as_SError = boolean IMPLEMENTATION_DEFINED "Report TRBE ExtAbort as SError";
        otherwise
            Unreachable();

    constant boolean ttw_abort = addrdesc.fault.statuscode IN {Fault\_SyncExternalOnWalk,
                                                             Fault\_SyncParityOnWalk};
    constant Fault statuscode = (if ttw_abort then addrdesc.fault.statuscode
                                else memstatus.statuscode);

    if statuscode IN {Fault\_AsyncExternal, Fault\_AsyncParity} || handle_as_SError then
        // Report the abort as an SError
        FaultRecord fault = NoFault();
        constant boolean parity = statuscode IN {Fault\_SyncParity, Fault\_AsyncParity,
                                                Fault\_SyncParityOnWalk};
        fault.statuscode = if parity then Fault\_AsyncParity else Fault\_AsyncExternal;
        if IsFeatureImplemented(FEAT_RAS) then
            fault.merrorstate = memstatus.merrorstate;
        constant bit extflag = if ttw_abort then addrdesc.fault.extflag else memstatus.extflag;
        fault.extflag = extflag;
        fault.accessdesc.acctype = addrdesc.fault.accessdesc.acctype;
        PendSErrorInterrupt(fault);
        return;

    // Generate a buffer management event, modifying the existing syndrome.
    boolean handle_async = FALSE;
    bits(64) syndrome;
    case addrdesc.fault.accessdesc.acctype of
        when AccessType\_SPE
            handle_async = boolean IMPLEMENTATION_DEFINED "Report SPE ExtAbort asynchronously";
            assert !IsFeatureImplemented(FEAT_SPE_EXC);
            syndrome = PMBSR_EL1;
        when AccessType\_TRBE
            handle_async = boolean IMPLEMENTATION_DEFINED "Report TRBE ExtAbort asynchronously";
            assert !IsFeatureImplemented(FEAT_TRBE_EXC);
            syndrome = TRBSR_EL1;
        otherwise
            Unreachable();

    bits(6) ec;
    if (IsFeatureImplemented(FEAT_RME) && addrdesc.fault.gpcf.gpf != GPCF\_None &&
        addrdesc.fault.gpcf.gpf != GPCF\_Fail) then
        ec = '011110';
    else
        ec = if addrdesc.fault.secondstage then '100101' else '100100';

    constant bits(24) mss2 = Zeros(24);
    bits(16) mss = Zeros(16);
    if handle_async then // FSC bits
        mss<5:0> = '010001';
    else
        mss<5:0> = EncodeLDFSC(statuscode, addrdesc.fault.level);

    // The following values are always updated in the syndrome register.
    if (addrdesc.fault.accessdesc.acctype == AccessType\_SPE &&
        (handle_async || start_vaddr != addrdesc.vaddress)) then
        syndrome<19> = '1'; // DL bit (SPE only)

```

```

syndrome<18> = '1';                // EA bit

// The following values are not modified if a previous buffer management event
// has not been handled. Note that in this simple sequential model, this test
// will never fail.
if syndrome<17> == '0' then        // Check previous 'S' bit.
    syndrome<55:32> = mss2;        // MSS2 bits
    syndrome<31:26> = ec;         // EC bits
    if addrdesc.fault.accessdesc.acctype == AccessType\_TRBE then
        syndrome<22> = '1';      // IRQ bit (TRBE only)
    syndrome<17> = '1';          // S bit
    syndrome<15:0> = mss;        // MSS bits

case addrdesc.fault.accessdesc.acctype of
    when AccessType\_SPE
        PMBSR_EL1 = syndrome;
    when AccessType\_TRBE
        TRBSR_EL1 = syndrome;
    otherwise
        Unreachable();

```


Library pseudocode for shared/trace/Common/DebugWriteFault

```
// DebugWriteFault()
// =====
// Populate the syndrome register for a fault caused by a call of DebugMemWrite().

DebugWriteFault(bits(64) vaddress, FaultRecord fault)
    bits(6) ec;
    if (IsFeatureImplemented(FEAT_RME) && fault.gpcf.gpf != GPCF\_None &&
        fault.gpcf.gpf != GPCF\_Fail) then
        ec = '011110';
    else
        ec = if fault.secondstage then '100101' else '100100';

    bits(24) mss2 = Zeros(24);
    if fault.statuscode == Fault\_Permission then
        mss2<8> = if fault.toplevel then '1' else '0';           // TopLevel bit
        mss2<7> = if fault.assuredonly then '1' else '0';       // AssuredOnly bit
        mss2<6> = if fault.overlay then '1' else '0';           // Overlay bit
        mss2<5> = if fault.dirtybit then '1' else '0';           // DirtyBit

    bits(16) mss = Zeros(16);
    if !(IsFeatureImplemented(FEAT_RME) && fault.gpcf.gpf != GPCF\_None &&
        fault.gpcf.gpf != GPCF\_Fail) then
        mss<5:0> = EncodeLDFSC(fault.statuscode, fault.level); // FSC bits

    // Generate a buffer management event, modifying the existing syndrome.
    bits(2) target_el;
    bits(64) syndrome;
    case fault.accessdesc.acctype of
        when AccessType\_SPE
            target_el = ReportSPEEvent(ec, mss<5:0>);
            syndrome = PMBSR_EL[target_el];
        when AccessType\_TRBE
            target_el = ReportTRBEEEvent(ec, mss<5:0>);
            syndrome = TRBSR_EL[target_el];
        otherwise
            Unreachable();

    // The following values are not modified if a previous buffer management event
    // has not been handled. Note that in this simple sequential model, this test
    // will never fail.
    if syndrome<17> == '0' then // Check previous 'S' bit.
        syndrome<55:32> = mss2; // MSS2 bits
        syndrome<31:26> = ec;    // EC bits
        if fault.accessdesc.acctype == AccessType\_TRBE then
            syndrome<22> = '1'; // IRQ bit (TRBE only)
        syndrome<17> = '1';    // S bit
        syndrome<15:0> = mss;   // MSS bits

    // For SPE, PMBPTR_EL1 points to the address that generated the fault, and writing
    // to memory never started. Therefore, there is no data loss and DL is unchanged.

    case fault.accessdesc.acctype of
        when AccessType\_SPE
            PMBSR\_EL[target_el] = syndrome;

        when AccessType\_TRBE
            TRBSR\_EL[target_el] = syndrome;

        otherwise
            Unreachable();

    return;
```

Library pseudocode for shared/trace/Common/GetTimestamp

```
// GetTimestamp()
// =====
// Returns the Timestamp depending on the type

bits(64) GetTimestamp(TimeStamp timeStampType)
    case timeStampType of
        when TimeStamp Physical
            return PhysicalCountInt();
        when TimeStamp Virtual
            return PhysicalCountInt() - CNTVOFF_EL2;
        when TimeStamp OffsetPhysical
            constant bits(64) physoff = if PhysicalOffsetIsValid() then CNTPOFF_EL2 else Zeros(64);
            return PhysicalCountInt() - physoff;
        when TimeStamp None
            return Zeros(64);
        when TimeStamp CoreSight
            return bits(64) IMPLEMENTATION_DEFINED "CoreSight timestamp";
        otherwise
            Unreachable();
```

Library pseudocode for shared/trace/Common/PhysicalOffsetIsValid

```
// PhysicalOffsetIsValid()
// =====
// Returns whether the Physical offset for the timestamp is valid

boolean PhysicalOffsetIsValid()
    if !HaveAArch64() then
        return FALSE;
    elsif !HaveEL(EL2) || !IsFeatureImplemented(FEAT_ECV_POFF) then
        return FALSE;
    elsif HaveEL(EL3) && EffectiveSCR_EL3_NS() == '1' && EffectiveSCR_EL3_RW() == '0' then
        return FALSE;
    elsif HaveEL(EL3) && SCR_EL3.ECVEn == '0' then
        return FALSE;
    elsif CNTHCTL_EL2.ECV == '0' then
        return FALSE;
    else
        return TRUE;
```

Library pseudocode for shared/trace/Common/TRBCRManStopWrite

```
// TRBCRManStopWrite()
// =====
// Called on a write of 1 to TRBCR.ManStop.

TRBCRManStopWrite()
    TraceUnitFlush();
    TRBSR_EL1.IRQ = '1';
    OtherTRBEManagementEvent('000011');
```

Library pseudocode for shared/trace/TraceBranch/BranchNotTaken

```
// BranchNotTaken()
// =====
// Called when a branch is not taken.

BranchNotTaken(BranchType branchtype, boolean branch_conditional)
    constant boolean branchtaken = FALSE;
    if IsFeatureImplemented(FEAT_SPE) then
        SPEBranch(bits(64) UNKNOWN, branchtype, branch_conditional, branchtaken);
    return;
```

Library pseudocode for shared/trace/TraceBuffer/AllowExternalTraceBufferAccess

```
// AllowExternalTraceBufferAccess()
// =====
// Returns TRUE if an external debug interface access to the Trace Buffer
// registers is allowed, FALSE otherwise.
// The access may also be subject to OS Lock, power-down, etc.

boolean AllowExternalTraceBufferAccess()
    return AllowExternalTraceBufferAccess(AccessState());

// AllowExternalTraceBufferAccess()
// =====
// Returns TRUE if an external debug interface access to the Trace Buffer
// registers is allowed for the given Security state, FALSE otherwise.
// The access may also be subject to OS Lock, power-down, etc.

boolean AllowExternalTraceBufferAccess(SecurityState access_state)
    assert IsFeatureImplemented(FEAT_TRBE_EXT);
    // FEAT_Debugv8p4 is always implemented when FEAT_TRBE_EXT is implemented.
    assert IsFeatureImplemented(FEAT_Debugv8p4);

    bits(2) etbad = if HaveEL(EL3) then MDCR_EL3.ETBAD else '11';

    // Check for reserved values
    if !IsFeatureImplemented(FEAT_RME) && etbad IN {'01','10'} then
        (-, etbad) = ConstrainUnpredictableBits(Unpredictable\_RES\_ETBAD, 2);
        // The value returned by ConstrainUnpredictableBits must be a
        // non-reserved value
        assert etbad IN {'00', '11'};

    case etbad of
        when '00'
            if IsFeatureImplemented(FEAT_RME) then
                return access_state == SS\_Root;
            else
                return access_state == SS\_Secure;
        when '01'
            assert IsFeatureImplemented(FEAT_RME);
            return access_state IN {SS\_Root, SS\_Realm};
        when '10'
            assert IsFeatureImplemented(FEAT_RME);
            return access_state IN {SS\_Root, SS\_Secure};
        when '11'
            return TRUE;
```

Library pseudocode for shared/trace/TraceBuffer/CheckForTRBEEException

```
// CheckForTRBEEException()
// =====
// Take a TRBE Profiling exception if pending, permitted, and unmasked.

CheckForTRBEEException()
  if !IsFeatureImplemented(FEAT_TRBE_EXC) || !SelfHostedTraceEnabled() then
    return;

  if Halted() || Restarting() then
    return;

  boolean route_to_el3 = FALSE;
  boolean route_to_el2 = FALSE;
  boolean route_to_el1 = FALSE;

  if HaveEL(EL3) && MDCR_EL3.TRBEE == '1x' then
    constant boolean pending = TRBSR_EL3.IRQ == '1';
    constant boolean masked = PSTATE.EL == EL3;
    route_to_el3 = pending && !masked;

  SecurityState owning_ss;
  bits(2) owning_el;
  (owning_ss, owning_el) = TraceBufferOwner();
  constant boolean in_owning_ss = IsCurrentSecurityState(owning_ss);

  if EffectiveTRFCR_EL2_EE() IN {'1x'} then
    constant boolean pending = TRBSR_EL2.IRQ == '1';
    constant boolean masked = (!in_owning_ss || PSTATE.EL == EL3 ||
                                (PSTATE.EL == EL2 && (TRFCR_EL2.EE != '11' ||
                                                         TRFCR_EL2.KE == '0' || PSTATE.PM == '1')));
    route_to_el2 = pending && !masked;

  if EffectiveTRFCR_EL1_EE() == '11' then
    constant boolean pending = TRBSR_EL1.IRQ == '1';
    constant boolean masked = (!in_owning_ss || PSTATE.EL IN {EL3, EL2} ||
                                (PSTATE.EL == EL1 && (TRFCR_EL1.KE == '0' || PSTATE.PM == '1')));
    if EffectiveTGE() == '1' then
      route_to_el2 = route_to_el2 || (pending && !masked);
    else
      route_to_el1 = pending && !masked;

  constant bits(5) fsc = '00010'; // TRBE exception
  constant boolean synchronous = FALSE;

  // The relative priorities of the following checks is IMPLEMENTATION DEFINED
  if route_to_el3 then
    TakeProfilingException(EL3, fsc, synchronous);
  if route_to_el2 then
    TakeProfilingException(EL2, fsc, synchronous);
  if route_to_el1 then
    TakeProfilingException(EL1, fsc, synchronous);
```



```

// CollectTrace()
// =====
// Called for each byte generated by the trace unit.
// Returns TRUE if the Trace Buffer Unit accepts or discards the trace
// data, and FALSE if the Trace Buffer Unit rejects the trace data.

boolean CollectTrace(bits(8) datum)
    if !TraceBufferEnabled() then // Trace buffer disabled
        // 'datum' is discarded
        if HaveImpDefTraceOutput() then
            return ImpDefTraceOutput(datum);
        else
            return TRUE; // Discard the trace byte

    // If the TRBE cannot accept the trace data, it must return FALSE
    if TRBEInternalBufferFull() then
        return FALSE;

    if TraceBufferRunning() then // Accept the data
        constant bits(64) address = TRBPTR_EL1;
        boolean ttw_abort = FALSE;
        constant boolean ttw_abort_as_fault = (boolean IMPLEMENTATION_DEFINED
            "Report TRBE ExtAbort on TTW as fault");

        AddressDescriptor addrdesc;
        PhysMemRetStatus memstatus;

        if !SelfHostedTraceEnabled() then
            // The Trace Buffer Unit is using External mode.
            if IsFeatureImplemented(FEAT_RME) && !ExternalRootInvasiveDebugEnabled() then
                if IsZero(GPCCR_EL3.<TBGPCD, GPC>) then
                    return FALSE;

            constant bits(2) pas = TRBMAR_EL1.PAS;
            constant PAspace paspace = DecodePAspace('0', pas<1>, pas<0>);
            boolean valid_config = IsPASValid(pas) && InvasiveDebugPermittedPAS(paspacer);
            if IsFeatureImplemented(FEAT_TRBE_MPAM) && TRBMPAM_EL1.EN == '1' then
                constant bits(2) mpam_sp = TRBMPAM_EL1.MPAM_SP;
                constant PAspace mpam_pa = DecodePAspace('0', mpam_sp<1>, mpam_sp<0>);
                valid_config = (valid_config && IsPASValid(mpam_sp) &&
                    InvasiveDebugPermittedPAS(mpam_pa));

            if !valid_config then
                OtherTRBEManagementEvent('000000');
                TryAssertTRBIRQ();
                return TRUE;

            constant bits(2) el = bits(2) UNKNOWN;
            constant SecurityState ss = SecurityState UNKNOWN;
            constant AccessDescriptor accdesc = CreateAccDescTRBE(ss, el);

            FullAddress pa;
            pa.address = address<55:0>;
            pa.paspacer = paspacer;
            constant MemoryAttributes memattrs = S1DecodeMemAttrs(TRBMAR_EL1.Attr,
                TRBMAR_EL1.SH, TRUE);

            addrdesc = CreateAddressDescriptor(pa, memattrs, accdesc);
            addrdesc.mecid = DEFAULT_MECID;
            if IsFeatureImplemented(FEAT_RME) && !ExternalRootInvasiveDebugEnabled() then
                constant GPCFRecord gpcf = GranuleProtectionCheck(addrdesc, accdesc);
                if gpcf.gpcf == GPCF_None then
                    memstatus = PhysMemWrite(addrdesc, 1, accdesc, datum);
                else
                    addrdesc.fault.gpcf = gpcf;
                    addrdesc.fault.statuscode = Fault_GPCFOnOutput;
            else
                memstatus = PhysMemWrite(addrdesc, 1, accdesc, datum);
        else
            // The Trace Buffer Unit is using Self-hosted mode.
            SecurityState owning_ss;
            bits(2) owning_el;

```

```

(owning_ss, owning_el) = TraceBufferOwner();
constant AccessDescriptor accdesc = CreateAccDescTRBE(owning_ss, owning_el);

constant boolean aligned = TRUE;
(memstatus, addrdesc) = DebugMemWrite(address, accdesc, aligned, datum);

ttw_abort = addrdesc.fault.statuscode IN {Fault\_SyncExternalOnWalk,
Fault\_SyncParityOnWalk};

if IsFault(addrdesc.fault.statuscode) && (!ttw_abort || ttw_abort_as_fault) then
    DebugWriteFault(address, addrdesc.fault);
    TryAssertTRBIRQ();
    return TRUE;
elsif IsFault(memstatus) || (ttw_abort && !ttw_abort_as_fault) then
    DebugWriteExternalAbort(memstatus, addrdesc, address);
    TryAssertTRBIRQ();
    return TRUE;

// Check for Trigger Event
constant bits(2) target_el = DefaultTRBEEEvent();
constant boolean triggered = TRBSR_EL[target_el].TRG == '1';
if triggered && !IsZero(TRBTRG_EL1.TRG) then
    TRBTRG_EL1.TRG = (TRBTRG_EL1.TRG - 1)<31:0>;
    if IsZero(TRBTRG_EL1.TRG) && TRBLIMITR_EL1.TM != '11' then
        TraceUnitFlush();
        TraceUnitFlushOnTriggerComplete();

// Increment the pointer
next_address = TRBPTR_EL1 + 1;
if next_address<63:12> == TRBLIMITR_EL1.LIMIT then
    next_address = TRBBASER_EL1.BASE:Zeros(12);
    TRBSR\_EL[target_el].WRAP = '1';
    if TRBLIMITR_EL1.FM == '00' then // Fill mode
        constant bits(6) bsc = '000001'; // Buffer full event
        OtherTRBEManagementEvent(bsc);
    elsif TRBLIMITR_EL1.FM != '11' then // Not Circular Buffer mode
        TRBSR\_EL[target_el].IRQ = '1'; // Assert interrupt or exception
    TRBPTR_EL1 = next_address<63:0>;

TryAssertTRBIRQ();
return TRUE;

```

Library pseudocode for shared/trace/TraceBuffer/DefaultTRBEEEvent

```

// DefaultTRBEEEvent()
// =====
// Return the target ELx for an indirect write to TRBSR_ELx for an Other buffer management
// event or anything other than a buffer management event.

bits(2) DefaultTRBEEEvent()
    return ReportTRBEEEvent(Zeros(6), bits(6) UNKNOWN);

```

Library pseudocode for shared/trace/TraceBuffer/DetectedTraceTrigger

```

// DetectedTraceTrigger()
// =====
// Called when the trace unit detects a trace trigger

DetectedTraceTrigger()
    if TraceBufferRunning() then
        constant bits(2) target_el = DefaultTRBEEEvent();
        if TRBSR_EL[target_el].TRG == '0' then
            TRBSR\_EL[target_el].TRG = '1';
            if IsZero(TRBTRG_EL1.TRG) && TRBLIMITR_EL1.TM != '11' then
                TraceUnitFlush();
                TraceUnitFlushOnTriggerComplete();

```

Library pseudocode for shared/trace/TraceBuffer/EffectiveTRBLIMITR_EL1_nVM

```
// EffectiveTRBLIMITR_EL1_nVM()
// =====

bit EffectiveTRBLIMITR_EL1_nVM()
    if !SelfHostedTraceEnabled() then
        // If SelfHostedTraceEnabled() is FALSE, then this function is only called when
        // FEAT_TRBE_EXT is implemented.
        assert IsFeatureImplemented(FEAT_TRBE_EXT);
        return '1';
    if IsFeatureImplemented(FEAT_TRBEv1p1) && HaveEL(EL2) then
        (owning_ss, owning_el) = TraceBufferOwner();
        if ((owning_ss != SS_Secure || IsSecureEL2Enabled()) && owning_el == EL1 &&
            TRFCR_EL2.DnVM == '1') then
            return '0';
    return TRBLIMITR_EL1.nVM;
```

Library pseudocode for shared/trace/TraceBuffer/EffectiveTRFCR_EL1_EE

```
// EffectiveTRFCR_EL1_EE()
// =====
// Return the Effective value of TRFCR_EL1.EE for the purpose of controlling the
// TRBE Profiling exception.

bits(2) EffectiveTRFCR_EL1_EE()
    if EffectiveTRFCR_EL2_EE() == '00' then
        return '00';

    bits(2) ee = TRFCR_EL1.EE;
    if ee IN {'01', '10'} then // Reserved value
        if IsFeatureImplemented(FEAT_NV) then
            ee<0> = ee<1>;
        else
            Constraint c;
            (c, ee) = ConstrainUnpredictableBits(Unpredictable_RESTRFEE, 2);
            assert c IN {Constraint_DISABLED, Constraint_UNKNOWN};
            if c == Constraint_DISABLED then
                ee = '00';
            // Otherwise the value returned by ConstrainUnpredictableBits must be
            // a non-reserved value

    return ee;
```

Library pseudocode for shared/trace/TraceBuffer/EffectiveTRFCR_EL2_EE

```
// EffectiveTRFCR_EL2_EE()
// =====
// Return the Effective value of TRFCR_EL2.EE.

bits(2) EffectiveTRFCR_EL2_EE()
    if !IsFeatureImplemented(FEAT_TRBE_EXC) || !SelfHostedTraceEnabled() then
        return '00';

    if HaveEL(EL3) && MDCR_EL3.TRBEE == '00' then
        return '00';

    constant boolean check_el2 = HaveEL(EL2) && (EffectiveSCR_EL3_NS() == '1' ||
        IsSecureEL2Enabled());
    return if check_el2 then TRFCR_EL2.EE else '01';
```


Library pseudocode for shared/trace/TraceBuffer/GetTRBSR_EL1_FSC

```
// GetTRBSR_EL1_FSC()
// =====
// Query the TRBSR_EL1.FSC field.

bits(6) GetTRBSR_EL1_FSC()
    bits(6) FSC;

    FSC = TRBSR_EL1<5:0>;
    return FSC;
```

Library pseudocode for shared/trace/TraceBuffer/GetTRBSR_EL2_FSC

```
// GetTRBSR_EL2_FSC()
// =====
// Query the TRBSR_EL2.FSC field.

bits(6) GetTRBSR_EL2_FSC()
    bits(6) FSC;

    FSC = TRBSR_EL2<5:0>;
    return FSC;
```

Library pseudocode for shared/trace/TraceBuffer/GetTRBSR_EL3_FSC

```
// GetTRBSR_EL3_FSC()
// =====
// Query the TRBSR_EL3.FSC field.

bits(6) GetTRBSR_EL3_FSC()
    bits(6) FSC;

    FSC = TRBSR_EL3<5:0>;
    return FSC;
```

Library pseudocode for shared/trace/TraceBuffer/HaveImpDefTraceOutput

```
// HaveImpDefTraceOutput()
// =====

boolean HaveImpDefTraceOutput()
    return boolean IMPLEMENTATION_DEFINED "Has Enabled External Trace Port";
```

Library pseudocode for shared/trace/TraceBuffer/ImpDefTraceOutput

```
// ImpDefTraceOutput()
// =====

boolean ImpDefTraceOutput(bits(8) datum)
    // Send 'datum' to an IMPLEMENTATION_DEFINED trace output port
    // return TRUE if the byte is sent
    return FALSE;
```

Library pseudocode for shared/trace/TraceBuffer/OtherTRBEManagementEvent

```
// OtherTRBEManagementEvent()
// =====
// Report an Other buffer management event, with the status code 'bsc'

OtherTRBEManagementEvent(bits(6) bsc)
    ReportTRBEManagementEvent('000000', bsc);
```

Library pseudocode for shared/trace/TraceBuffer/ReportTRBEEEvent

```
// ReportTRBEEEvent()
// =====
// Return the target ELx for an indirect write to TRBSR_ELx.
// When the indirect write is due to a buffer management event:
// 'ec_bits' is the Event Class for the management event.
// 'fsc_bits' is the Fault Status Code when this is a fault, ignored otherwise.
// Otherwise, 'ec_bits' should be Zeros().

bits(2) ReportTRBEEEvent(bits(6) ec_bits, bits(6) fsc_bits)
    bits(2) target_el;
    boolean route_to_el3 = FALSE;
    boolean route_to_el2 = FALSE;

    if IsFeatureImplemented(FEAT_TRBE_EXC) && SelfHostedTraceEnabled() then
        constant boolean s1fault = (ec_bits == '100100'); // Stage 1 fault
        constant boolean s2fault = (ec_bits == '100101'); // Stage 2 fault

        boolean gpcfault, gpfault;
        if IsFeatureImplemented(FEAT_RME) then
            // Granule Protection Check fault, other than GPF. That is, a GPT address size fault,
            // GPT walk fault, or synchronous External abort on GPT fetch.
            gpcfault = (ec_bits == '011110');
            // Other Granule Protection Fault, reported as Stage 1 or Stage 2 fault.
            gpfault = ((s1fault || s2fault) && fsc_bits IN {'10001x', '1001xx', '101000'});
        else
            gpcfault = FALSE;
            gpfault = FALSE;
        constant boolean sync_ext_abort = ((s1fault || s2fault) &&
            fsc_bits IN {'010000', '01001x', '0101xx', '011011'});

        SecurityState owning_ss;
        bits(2) owning_el;
        (owning_ss, owning_el) = TraceBufferOwner();

        if HaveEL(EL3) && MDCR_EL3.TRBEE == '1x' then
            route_to_el3 = (MDCR_EL3.TRBEE == '11' ||
                gpcfault || (gpfault && SCR_EL3.GPF == '1') ||
                (sync_ext_abort && EffectiveEA() == '1'));

        if EffectiveTRFCR_EL2_EE() == '1x' then
            route_to_el2 = (TRFCR_EL2.EE == '11' || (s1fault && owning_el == EL2) || s2fault ||
                gpfault || (gpfault && HCR_EL2.GPF == '1') ||
                (sync_ext_abort && EffectiveHCR_TEA() == '1'));

        if route_to_el3 then
            target_el = EL3;
        elseif route_to_el2 then
            target_el = EL2;
        else
            target_el = EL1;

    return target_el;
```

Library pseudocode for shared/trace/TraceBuffer/ReportTRBEManagementEvent

```
// ReportTRBEManagementEvent()
// =====
// Report a buffer management event with the event class 'ec' and status code 'bsc'

ReportTRBEManagementEvent(bits(6) ec, bits(6) bsc)
    constant bits(2) target_el = DefaultTRBEEEvent();
    if TRBSR_EL[target_el].S == '0' then
        TRBSR_EL[target_el].S = '1'; // Stop collection
        TRBSR_EL[target_el].IRQ = '1'; // Assert interrupt or exception
        TRBSR_EL[target_el].EC = ec;
        TRBSR_EL[target_el].MSS = ZeroExtend(bsc, 16);
        TRBSR_EL[target_el].MSS2 = Zeros(24);
```

Library pseudocode for shared/trace/TraceBuffer/TRBEInternalBufferFull

```
// TRBEInternalBufferFull()
// =====

boolean TRBEInternalBufferFull()
    // In the simple sequential model, the internal buffer never fills
    return FALSE;
```

Library pseudocode for shared/trace/TraceBuffer/TRBEInterruptEnabled

```
// TRBEInterruptEnabled()
// =====
// Return TRUE if the TRBE interrupt request (TRBIRQ) is enabled, FALSE otherwise.

boolean TRBEInterruptEnabled()
    return EffectiveTRFCR\_EL1\_EE() == '00';
```

Library pseudocode for shared/trace/TraceBuffer/TRBE_TRBIDR_P_Read

```
// TRBE_TRBIDR_P_Read()
// =====
// Called when TRBIDR_EL1 is read, returns the value of TRBIDR_EL1.P

bit TRBE_TRBIDR_P_Read()
    SecurityState owning_ss;
    bits(2) owning_el;
    (owning_ss, owning_el) = TraceBufferOwner();

    // Reads as one if the Trace Buffer is owned by a higher Exception
    // Level or another Security state.
    if (UInt(owning_el) > UInt(PSTATE.EL) ||
        (PSTATE.EL != EL3 && owning_ss != CurrentSecurityState())) then
        return '1';
    else
        return '0';
```

Library pseudocode for shared/trace/TraceBuffer/TRBSR_EL

```
// TRBSR_EL[] - setter
// =====

TRBSRType TRBSR_EL[bits(2) el]
    bits(64) r;
    case el of
        when EL1    r = TRBSR_EL1;
        when EL2    r = TRBSR_EL2;
        when EL3    r = TRBSR_EL3;
        otherwise   Unreachable();
    return r;

// TRBSR_EL[] - getter
// =====

TRBSR_EL[bits(2) el] = bits(64) value
    constant bits(64) r = value;
    case el of
        when EL1    TRBSR_EL1 = r;
        when EL2    TRBSR_EL2 = r;
        when EL3    TRBSR_EL3 = r;
        otherwise   Unreachable();
    return;
```

Library pseudocode for shared/trace/TraceBuffer/TraceBufferEnabled

```
// TraceBufferEnabled()
// =====

boolean TraceBufferEnabled()
    if !IsFeatureImplemented(FEAT_TRBE) then
        return FALSE;
    elseif SelfHostedTraceEnabled\(\) then
        if TRBLIMITR_EL1.E == '0' then
            return FALSE;
        bits(2) el;
        (-, el) = TraceBufferOwner();
        return !ELUsingAArch32(el);
    elseif IsFeatureImplemented(FEAT_TRBE) then
        return TRBLIMITR_EL1.XE == '1';
    else
        return FALSE;
```

Library pseudocode for shared/trace/TraceBuffer/TraceBufferOwner

```
// TraceBufferOwner()
// =====
// Return the owning Security state and Exception level. Must only be called
// when SelfHostedTraceEnabled() is TRUE.

(SecurityState, bits(2)) TraceBufferOwner()
    assert IsFeatureImplemented(FEAT_TRBE);

    SecurityState owning_ss;
    if HaveEL(EL3) then
        bits(3) state_bits;
        if IsFeatureImplemented(FEAT_RME) then
            state_bits = MDCR_EL3.<NSTBE,NSTB>;
            if (state_bits == '10x' ||
                (!IsFeatureImplemented(FEAT_SEL2) && state_bits == '00x')) then
                // Reserved value
                (-, state_bits) = ConstrainUnpredictableBits(Unpredictable\_RESERVEDNSxB, 3);
        else
            state_bits = '0' : MDCR_EL3.NSTB;

        case state_bits of
            when '00x' owning_ss = SS\_Secure;
            when '01x' owning_ss = SS\_NonSecure;
            when '11x' owning_ss = SS\_Realm;
    else
        owning_ss = if SecureOnlyImplementation() then SS\_Secure else SS\_NonSecure;
    bits(2) owning_el;
    if HaveEL(EL2) && (owning_ss != SS\_Secure || IsSecureEL2Enabled()) then
        owning_el = if MDCR_EL2.E2TB == '00' then EL2 else EL1;
    else
        owning_el = EL1;
    return (owning_ss, owning_el);
```

Library pseudocode for shared/trace/TraceBuffer/TraceBufferRunning

```
// TraceBufferRunning()
// =====

boolean TraceBufferRunning()
    if !TraceBufferEnabled() then
        return FALSE;

    boolean stopped = TRBSR_EL1.S == '1';
    if IsFeatureImplemented(FEAT_TRBE_EXC) && SelfHostedTraceEnabled() then
        if HaveEL(EL3) && MDCR_EL3.TRBEE == '1x' then
            stopped = stopped || (TRBSR_EL3.S == '1');
        if EffectiveTRFCR_EL2_EE() == '1x' then
            stopped = stopped || (TRBSR_EL2.S == '1');
    return !stopped;
```

Library pseudocode for shared/trace/TraceBuffer/TraceUnitFlushOnTriggerComplete

```
// TraceUnitFlushOnTriggerComplete()
// =====
// Called when a trace unit flush completes following a call to
// TraceUnitFlush() due to a trace trigger.

TraceUnitFlushOnTriggerComplete()
    if TRBLIMITR_EL1.TM == '00' then // Stop on trigger
        constant bits(6) bsc = '000010'; // Trigger event
        OtherTRBEManagementEvent(bsc);
    elseif TRBLIMITR_EL1.TM != '11' then // Not Ignore trigger
        constant bits(2) target_el = DefaultTRBEEEvent();
        TRBSR_EL[target_el].IRQ = '1'; // Assert interrupt or exception
```

Library pseudocode for shared/trace/TraceBuffer/TryAssertTRBIRQ

```
// TryAssertTRBIRQ()
// =====
// Assert TRBIRQ pin when appropriate.

TryAssertTRBIRQ()
    if TRBEInterruptEnabled() && TRBSR_EL1.IRQ == '1' then
        SetInterruptRequestLevel(InterruptID_TRBIRQ, HIGH);
    else
        SetInterruptRequestLevel(InterruptID_TRBIRQ, LOW);
    return;
```

Library pseudocode for shared/trace/TraceInstrumentationAllowed/TraceInstrumentationAllowed

```
// TraceInstrumentationAllowed()
// =====
// Returns TRUE if Instrumentation Trace is allowed
// in the given Exception level and Security state.

boolean TraceInstrumentationAllowed(SecurityState ss, bits(2) el)
    if !IsFeatureImplemented(FEAT_ITE) then return FALSE;
    if ELUsingAArch32(el) then return FALSE;

    if TraceAllowed(el) then
        bit ite_bit;
        case el of
            when EL3 ite_bit = '0';
            when EL2 ite_bit = TRCITECR_EL2.E2E;
            when EL1 ite_bit = TRCITECR_EL1.E1E;
            when EL0
                if EffectiveTGE() == '1' then
                    ite_bit = TRCITECR_EL2.E0HE;
                else
                    ite_bit = TRCITECR_EL1.E0E;

        if SelfHostedTraceEnabled() then
            return ite_bit == '1';
        else
            bit el_bit;
            bit ss_bit;
            case el of
                when EL0 el_bit = TRCITEEDCR.E0;
                when EL1 el_bit = TRCITEEDCR.E1;
                when EL2 el_bit = TRCITEEDCR.E2;
                when EL3 el_bit = TRCITEEDCR.E3;
            case ss of
                when SS Realm ss_bit = TRCITEEDCR.RL;
                when SS Secure ss_bit = TRCITEEDCR.S;
                when SS NonSecure ss_bit = TRCITEEDCR.NS;
                otherwise ss_bit = '1';

            constant boolean ed_allowed = ss_bit == '1' && el_bit == '1';

            if TRCCONFIGR.ITO == '1' then
                return ed_allowed;
            else
                return ed_allowed && ite_bit == '1';
        else
            return FALSE;
```

Library pseudocode for shared/trace/TraceProcessElements/TraceUnitFlush

```
// TraceUnitFlush()
// =====
// Called when a trace unit flush is requested, to output previous recorded trace.

TraceUnitFlush();
```

Library pseudocode for shared/trace/selfhosted/EffectiveE0HTRE

```
// EffectiveE0HTRE()
// =====
// Returns effective E0HTRE value

bit EffectiveE0HTRE()
    return if ELUsingAArch32(EL2) then HTRFCR.E0HTRE else TRFCR_EL2.E0HTRE;
```

Library pseudocode for shared/trace/selfhosted/EffectiveE0TRE

```
// EffectiveE0TRE()
// =====
// Returns effective E0TRE value

bit EffectiveE0TRE()
    return if ELUsingAArch32\(EL1\) then TRFCR.E0TRE else TRFCR_EL1.E0TRE;
```

Library pseudocode for shared/trace/selfhosted/EffectiveE1TRE

```
// EffectiveE1TRE()
// =====
// Returns effective E1TRE value

bit EffectiveE1TRE()
    return if UsingAArch32\(\) then TRFCR.E1TRE else TRFCR_EL1.E1TRE;
```

Library pseudocode for shared/trace/selfhosted/EffectiveE2TRE

```
// EffectiveE2TRE()
// =====
// Returns effective E2TRE value

bit EffectiveE2TRE()
    return if UsingAArch32\(\) then HTRFCR.E2TRE else TRFCR_EL2.E2TRE;
```

Library pseudocode for shared/trace/selfhosted/SelfHostedTraceEnabled

```
// SelfHostedTraceEnabled()
// =====
// Returns TRUE if Self-hosted Trace is enabled.

boolean SelfHostedTraceEnabled()
    bit secure_trace_enable = '0';
    if !(HaveTraceExt\(\) && IsFeatureImplemented(FEAT_TRF)) then return FALSE;
    if EDSCR.TFO == '0' then return TRUE;
    if IsFeatureImplemented(FEAT_RME) then
        secure_trace_enable = if IsFeatureImplemented(FEAT_SEL2) then MDCR_EL3.STE else '0';
        return ((secure_trace_enable == '1' && !ExternalSecureNoninvasiveDebugEnabled\(\)) ||
            (MDCR_EL3.RLTE == '1' && !ExternalRealmNoninvasiveDebugEnabled\(\)));
    if HaveEL\(EL3\) then
        secure_trace_enable = if ELUsingAArch32\(EL3\) then SDCR.STE else MDCR_EL3.STE;
    else
        secure_trace_enable = if SecureOnlyImplementation\(\) then '1' else '0';

    if secure_trace_enable == '1' && !ExternalSecureNoninvasiveDebugEnabled\(\) then
        return TRUE;

    return FALSE;
```

Library pseudocode for shared/trace/selfhosted/TraceAllowed

```
// TraceAllowed()
// =====
// Returns TRUE if Self-hosted Trace is allowed in the given Exception level.

boolean TraceAllowed(bits(2) el)
    if !HaveTraceExt() then
        return FALSE;
    // If in Debug state then tracing is not allowed
    if Halted() && !Restarting() then
        return FALSE;
    if SelfHostedTraceEnabled() then
        boolean trace_allowed;
        ss = SecurityStateAtEL(el);
        // Detect scenarios where tracing in this Security state is never allowed.
        case ss of
            when SS_NonSecure
                trace_allowed = TRUE;
            when SS_Secure
                bit trace_bit;
                if HaveEL(EL3) then
                    trace_bit = if ELUsingAArch32(EL3) then SDCR.STE else MDCR_EL3.STE;
                else
                    trace_bit = '1';
                trace_allowed = trace_bit == '1';
            when SS_Realm
                trace_allowed = MDCR_EL3.RLTE == '1';
            when SS_Root
                trace_allowed = FALSE;

        // Tracing is prohibited if the trace buffer owning security state is not the
        // current Security state or the owning Exception level is a lower Exception level.
        if IsFeatureImplemented(FEAT_TRBE) && TraceBufferEnabled() then
            (owning_ss, owning_el) = TraceBufferOwner();
            if (ss != owning_ss || UInt(owning_el) < UInt(el) ||
                (EffectiveTGE() == '1' && owning_el == EL1)) then
                trace_allowed = FALSE;

    bit TRE_bit;
    case el of
        when EL3 TRE_bit = if !HaveAArch64() then TRFCR.E1TRE else '0';
        when EL2 TRE_bit = EffectiveE2TRE();
        when EL1 TRE_bit = EffectiveE1TRE();
        when EL0
            if EffectiveTGE() == '1' then
                TRE_bit = EffectiveE0HTRE();
            else
                TRE_bit = EffectiveE0TRE();

    return trace_allowed && TRE_bit == '1';
else
    return ExternalNoninvasiveDebugAllowed(el);
```

Library pseudocode for shared/trace/selfhosted/TraceContextIDR2

```
// TraceContextIDR2()
// =====

boolean TraceContextIDR2()
    if !TraceAllowed(PSTATE.EL) || !HaveEL(EL2) then return FALSE;
    return (!SelfHostedTraceEnabled() || TRFCR_EL2.CX == '1');
```


Library pseudocode for shared/trace/selfhosted/TraceSynchronizationBarrier

```
// TraceSynchronizationBarrier()
// =====
// Barrier instruction that preserves the relative order of accesses to System
// registers due to trace operations and other accesses to the same registers.
// When FEAT_TRBE is implemented, a TraceSynchronizationBarrier also acts as a memory
// barrier operation to flush any trace data generated by the trace unit, such that
// a subsequent Data Synchronization Barrier does not complete until the trace data
// has been written to memory.

TraceSynchronizationBarrier()
    if IsFeatureImplemented(FEAT_TRBE) && !TraceAllowed(PSTATE.EL) then
        TraceUnitFlush();
    return;
```

Library pseudocode for shared/trace/selfhosted/TraceTimeStamp

```
// TraceTimeStamp()
// =====

TimeStamp TraceTimeStamp()
    if SelfHostedTraceEnabled() then
        if HaveEL(EL2) then
            TS_el2 = TRFCR_EL2.TS;
            if !IsFeatureImplemented(FEAT_ECV) && TS_el2 == '10' then
                // Reserved value
                (-, TS_el2) = ConstrainUnpredictableBits(Unpredictable_EL2TIMESTAMP, 2);

            case TS_el2 of
                when '00'
                    // Falls out to check TRFCR_EL1.TS
                when '01'
                    return TimeStamp_Virtual;
                when '10'
                    // Otherwise ConstrainUnpredictableBits removes this case
                    assert IsFeatureImplemented(FEAT_ECV);
                    return TimeStamp_OffsetPhysical;
                when '11'
                    return TimeStamp_Physical;

            TS_el1 = TRFCR_EL1.TS;
            if TS_el1 == '00' || (!IsFeatureImplemented(FEAT_ECV) && TS_el1 == '10') then
                // Reserved value
                (-, TS_el1) = ConstrainUnpredictableBits(Unpredictable_EL1TIMESTAMP, 2);

            case TS_el1 of
                when '01'
                    return TimeStamp_Virtual;
                when '10'
                    assert IsFeatureImplemented(FEAT_ECV);
                    return TimeStamp_OffsetPhysical;
                when '11'
                    return TimeStamp_Physical;
                otherwise
                    Unreachable(); // ConstrainUnpredictableBits removes this case
            else
                return TimeStamp_CoreSight;
```

Library pseudocode for shared/trace/system/IsTraceCorePowered

```
// IsTraceCorePowered()
// =====
// Returns TRUE if the trace unit Core power domain is powered up

boolean IsTraceCorePowered();
```

Library pseudocode for shared/translation/at

```
enumeration TranslationStage {
    TranslationStage_1,
    TranslationStage_12
};

enumeration ATAccess {
    ATAccess_Read,
    ATAccess_Write,
    ATAccess_Any,
    ATAccess_ReadPAN,
    ATAccess_WritePAN
};
```

Library pseudocode for shared/translation/at/EncodePARAttr

```
// EncodePARAttr()
// =====
// Convert orthogonal attributes and hints to 64-bit PAR ATTR field.

bits(8) EncodePARAttr(MemoryAttributes memattr)
    bits(8) result;

    if IsFeatureImplemented(FEAT_MTE) && memattr.tags == MemTag\_AllocationTagged then
        if IsFeatureImplemented(FEAT_MTE_PERM) && memattr.notagaccess then
            result<7:0> = '11100000';
        else
            result<7:0> = '11110000';
        return result;

    if memattr.memtype == MemType\_Device then
        result<7:4> = '0000';
        case memattr.device of
            when DeviceType\_nGnRnE result<3:0> = '0000';
            when DeviceType\_nGnRE result<3:0> = '0100';
            when DeviceType\_nGRE result<3:0> = '1000';
            when DeviceType\_GRE result<3:0> = '1100';
            otherwise Unreachable();
        result<0> = NOT memattr.xs;
    else
        if memattr.xs == '0' then
            if (memattr.outer.attrs == MemAttr\_WT && memattr.inner.attrs == MemAttr\_WT &&
                !memattr.outer.transient && memattr.outer.hints == MemHint\_RA) then
                return '10100000';
            elsif memattr.outer.attrs == MemAttr\_NC && memattr.inner.attrs == MemAttr\_NC then
                return '01000000';

            if memattr.outer.attrs == MemAttr\_WT then
                result<7:6> = if memattr.outer.transient then '00' else '10';
                result<5:4> = memattr.outer.hints;
            elsif memattr.outer.attrs == MemAttr\_WB then
                result<7:6> = if memattr.outer.transient then '01' else '11';
                result<5:4> = memattr.outer.hints;
            else // MemAttr_NC
                result<7:4> = '0100';

            if memattr.inner.attrs == MemAttr\_WT then
                result<3:2> = if memattr.inner.transient then '00' else '10';
                result<1:0> = memattr.inner.hints;
            elsif memattr.inner.attrs == MemAttr\_WB then
                result<3:2> = if memattr.inner.transient then '01' else '11';
                result<1:0> = memattr.inner.hints;
            else // MemAttr_NC
                result<3:0> = '0100';

        return result;
```

Library pseudocode for shared/translation/at/PAREncodeShareability

```
// PAREncodeShareability()
// =====
// Derive 64-bit PAR SH field.

bits(2) PAREncodeShareability(MemoryAttributes memattrs)
    if (memattrs.memtype == MemType\_Device ||
        (memattrs.inner.attrs == MemAttr\_NC &&
         memattrs.outer.attrs == MemAttr\_NC)) then
        // Force Outer-Shareable on Device and Normal Non-Cacheable memory
        return '10';

    case memattrs.shareability of
        when Shareability\_NSH return '00';
        when Shareability\_ISH return '11';
        when Shareability\_OSH return '10';
```

Library pseudocode for shared/translation/at/ReportedPARAttrs

```
// ReportedPARAttrs()
// =====
// The value returned in this field can be the resulting attribute, as determined by any permitted
// implementation choices and any applicable configuration bits, instead of the value that appears
// in the translation table descriptor.

bits(8) ReportedPARAttrs(bits(8) parattrs);
```

Library pseudocode for shared/translation/at/ReportedPARShareability

```
// ReportedPARShareability()
// =====
// The value returned in SH field can be the resulting attribute, as determined by any
// permitted implementation choices and any applicable configuration bits, instead of
// the value that appears in the translation table descriptor.

bits(2) ReportedPARShareability(bits(2) sh);
```

Library pseudocode for shared/translation/attrs/DecodeDevice

```
// DecodeDevice()
// =====
// Decode output Device type

DeviceType DecodeDevice(bits(2) device)
    case device of
        when '00' return DeviceType\_nGnRnE;
        when '01' return DeviceType\_nGnRE;
        when '10' return DeviceType\_nGRE;
        when '11' return DeviceType\_GRE;
```

Library pseudocode for shared/translation/attrs/DecodeLDFAttr

```
// DecodeLDFAttr()
// =====
// Decode memory attributes using LDF (Long Descriptor Format) mapping

MemAttrHints DecodeLDFAttr(bits(4) attr)
    MemAttrHints ldfattr;

    if attr == 'x0xx' then ldfattr.attrs = MemAttr_WT; // Write-through
    elsif attr == '0100' then ldfattr.attrs = MemAttr_NC; // Non-cacheable
    elsif attr == 'x1xx' then ldfattr.attrs = MemAttr_WB; // Write-back
    else
        Unreachable();

    // Allocation hints are applicable only to cacheable memory.
    if ldfattr.attrs != MemAttr_NC then
        case attr<1:0> of
            when '00' ldfattr.hints = MemHint_No; // No allocation hints
            when '01' ldfattr.hints = MemHint_WA; // Write-allocate
            when '10' ldfattr.hints = MemHint_RA; // Read-allocate
            when '11' ldfattr.hints = MemHint_RWA; // Read/Write allocate

    // The Transient hint applies only to cacheable memory with some allocation hints.
    if ldfattr.attrs != MemAttr_NC && ldfattr.hints != MemHint_No then
        ldfattr.transient = attr<3> == '0';

    return ldfattr;
```

Library pseudocode for shared/translation/attrs/DecodeSDFAttr

```
// DecodeSDFAttr()
// =====
// Decode memory attributes using SDF (Short Descriptor Format) mapping

MemAttrHints DecodeSDFAttr(bits(2) rgn)
    MemAttrHints sdfattr;

    case rgn of
        when '00' // Non-cacheable (no allocate)
            sdfattr.attrs = MemAttr_NC;
        when '01' // Write-back, Read and Write allocate
            sdfattr.attrs = MemAttr_WB;
            sdfattr.hints = MemHint_RWA;
        when '10' // Write-through, Read allocate
            sdfattr.attrs = MemAttr_WT;
            sdfattr.hints = MemHint_RA;
        when '11' // Write-back, Read allocate
            sdfattr.attrs = MemAttr_WB;
            sdfattr.hints = MemHint_RA;

    sdfattr.transient = FALSE;

    return sdfattr;
```

Library pseudocode for shared/translation/attrs/DecodeShareability

```
// DecodeShareability()
// =====
// Decode shareability of target memory region

Shareability DecodeShareability(bits(2) sh)
    case sh of
        when '10' return Shareability\_OSH;
        when '11' return Shareability\_ISH;
        when '00' return Shareability\_NSH;
        otherwise
            case ConstrainUnpredictable(Unpredictable Shareability) of
                when Constraint\_OSH return Shareability\_OSH;
                when Constraint\_ISH return Shareability\_ISH;
                when Constraint\_NSH return Shareability\_NSH;
```

Library pseudocode for shared/translation/attrs/EffectiveShareability

```
// EffectiveShareability()
// =====
// Force Outer Shareability on Device and Normal iNCoNC memory

Shareability EffectiveShareability(MemoryAttributes memattrs)
    if (memattrs.memtype == MemType\_Device ||
        (memattrs.inner.attrs == MemAttr\_NC &&
         memattrs.outer.attrs == MemAttr\_NC)) then
        return Shareability\_OSH;
    else
        return memattrs.shareability;
```

Library pseudocode for shared/translation/attrs/IsWBShareable

```
// IsWBShareable()
// =====
// Determines whether the given memory attributes are iWBoWB Shareable

boolean IsWBShareable(MemoryAttributes memattrs)

    return (memattrs.memtype == MemType\_Normal &&
            memattrs.inner.attrs == MemAttr\_WB &&
            memattrs.outer.attrs == MemAttr\_WB &&
            memattrs.shareability IN {Shareability\_ISH, Shareability\_OSH});
```

Library pseudocode for shared/translation/attrs/NormalNCMemAttr

```
// NormalNCMemAttr()
// =====
// Normal Non-cacheable memory attributes

MemoryAttributes NormalNCMemAttr()
    MemAttrHints non_cacheable;
    non_cacheable.attrs = MemAttr\_NC;

    MemoryAttributes nc_memattrs;
    nc_memattrs.memtype = MemType\_Normal;
    nc_memattrs.outer = non_cacheable;
    nc_memattrs.inner = non_cacheable;
    nc_memattrs.shareability = Shareability\_OSH;
    nc_memattrs.tags = MemTag\_Untagged;
    nc_memattrs.notagaccess = FALSE;

    return nc_memattrs;
```

Library pseudocode for shared/translation/attrs/S1ConstrainUnpredictableRESMAIR

```
// S1ConstrainUnpredictableRESMAIR()
// =====
// Determine whether a reserved value occupies MAIR_ELx.AttrN

boolean S1ConstrainUnpredictableRESMAIR(bits(8) attr, boolean slaarch64)
  case attr of
    when '0000xx01' return !(slaarch64 && IsFeatureImplemented(FEAT_XS));
    when '0000xxxx' return attr<1:0> != '00';
    when '01000000' return !(slaarch64 && IsFeatureImplemented(FEAT_XS));
    when '10100000' return !(slaarch64 && IsFeatureImplemented(FEAT_XS));
    when '11110000' return !(slaarch64 && IsFeatureImplemented(FEAT_MTE2));
    when 'xxxx0000' return TRUE;
    otherwise       return FALSE;
```



```

// S1DecodeMemAttrs()
// =====
// Decode MAIR-format memory attributes assigned in stage 1

MemoryAttributes S1DecodeMemAttrs(bits(8) attr_in, bits(2) sh, boolean slaarch64)
    bits(8) attr = attr_in;
    if S1ConstrainUnpredictableRESMAIR(attr, slaarch64) then
        // Map reserved encodings to an allocated encoding
        (-, attr) = ConstrainUnpredictableBits(Unpredictable\_RESMAIR, 8);

    MemoryAttributes memattrs;
    case attr of
        when '0000xxxx' // Device memory
            memattrs.memtype = MemType\_Device;
            memattrs.device = DecodeDevice(attr<3:2>);
            memattrs.xs = if slaarch64 then NOT attr<0> else '1';
        when '01000000'
            assert slaarch64 && IsFeatureImplemented(FEAT_XS);
            memattrs.memtype = MemType\_Normal;
            memattrs.outer.attrs = MemAttr\_NC;
            memattrs.inner.attrs = MemAttr\_NC;
            memattrs.xs = '0';
        when '10100000'
            assert slaarch64 && IsFeatureImplemented(FEAT_XS);
            memattrs.memtype = MemType\_Normal;
            memattrs.outer.attrs = MemAttr\_WT;
            memattrs.outer.hints = MemHint\_RA;
            memattrs.outer.transient = FALSE;
            memattrs.inner.attrs = MemAttr\_WT;
            memattrs.inner.hints = MemHint\_RA;
            memattrs.inner.transient = FALSE;
            memattrs.xs = '0';
        when '11110000' // Tagged memory
            assert slaarch64 && IsFeatureImplemented(FEAT_MTE2);
            memattrs.memtype = MemType\_Normal;
            memattrs.outer.attrs = MemAttr\_WB;
            memattrs.outer.hints = MemHint\_RWA;
            memattrs.outer.transient = FALSE;
            memattrs.inner.attrs = MemAttr\_WB;
            memattrs.inner.hints = MemHint\_RWA;
            memattrs.inner.transient = FALSE;
            memattrs.xs = '0';
        otherwise
            memattrs.memtype = MemType\_Normal;
            memattrs.outer = DecodeLDFAttr(attr<7:4>);
            memattrs.inner = DecodeLDFAttr(attr<3:0>);

            if (memattrs.inner.attrs == MemAttr\_WB &&
                memattrs.outer.attrs == MemAttr\_WB) then
                memattrs.xs = '0';
            else
                memattrs.xs = '1';

    memattrs.shareability = DecodeShareability(sh);
    memattrs.tags = MemTag\_Untagged;
    memattrs.notagaccess = FALSE;

    return memattrs;

// S1DecodeMemAttrs()
// =====
// Decode MAIR-format memory attributes assigned in stage 1

MemoryAttributes S1DecodeMemAttrs(bits(8) attr_in, bits(2) sh, boolean slaarch64,
    S1TTWParams walkparams, AccessType acctype)
    MemoryAttributes memattrs = S1DecodeMemAttrs(attr_in, sh, slaarch64);
    if slaarch64 && attr_in == '11110000' then
        memattrs.tags = MemTag\_AllocationTagged;
    elsif slaarch64 && walkparams.mtx == '1' then
        memattrs.tags = MemTag\_CanonicallyTagged;

```



```
return memattrs;
```

Library pseudocode for shared/translation/attrs/S2CombineS1AttrHints

```
// S2CombineS1AttrHints()
// =====
// Determine resultant Normal memory cacheability and allocation hints from
// combining stage 1 Normal memory attributes and stage 2 cacheability attributes.

MemAttrHints S2CombineS1AttrHints(MemAttrHints s1_attrhints, MemAttrHints s2_attrhints)
    MemAttrHints attrhints;

    if s1_attrhints.attrs == MemAttr_NC || s2_attrhints.attrs == MemAttr_NC then
        attrhints.attrs = MemAttr_NC;
    elsif s1_attrhints.attrs == MemAttr_WT || s2_attrhints.attrs == MemAttr_WT then
        attrhints.attrs = MemAttr_WT;
    else
        attrhints.attrs = MemAttr_WB;

    // Stage 2 does not assign any allocation hints
    // Instead, they are inherited from stage 1
    if attrhints.attrs != MemAttr_NC then
        attrhints.hints = s1_attrhints.hints;
        attrhints.transient = s1_attrhints.transient;

    return attrhints;
```

Library pseudocode for shared/translation/attrs/S2CombineS1Device

```
// S2CombineS1Device()
// =====
// Determine resultant Device type from combining output memory attributes
// in stage 1 and Device attributes in stage 2

DeviceType S2CombineS1Device(DeviceType s1_device, DeviceType s2_device)
    if s1_device == DeviceType_nGnRnE || s2_device == DeviceType_nGnRnE then
        return DeviceType_nGnRnE;
    elsif s1_device == DeviceType_nGnRE || s2_device == DeviceType_nGnRE then
        return DeviceType_nGnRE;
    elsif s1_device == DeviceType_nGRE || s2_device == DeviceType_nGRE then
        return DeviceType_nGRE;
    else
        return DeviceType_GRE;
```

Library pseudocode for shared/translation/attrs/S2CombineS1MemAttrs

```
// S2CombineS1MemAttrs()
// =====
// Combine stage 2 with stage 1 memory attributes

MemoryAttributes S2CombineS1MemAttrs(MemoryAttributes s1_memattrs, MemoryAttributes s2_memattrs,
                                     boolean s2aarch64)

    MemoryAttributes memattrs;

    if s1_memattrs.memtype == MemType_Device && s2_memattrs.memtype == MemType_Device then
        memattrs.memtype = MemType_Device;
        memattrs.device = S2CombineS1Device(s1_memattrs.device, s2_memattrs.device);
    elseif s1_memattrs.memtype == MemType_Device then // S2 Normal, S1 Device
        memattrs = s1_memattrs;
    elseif s2_memattrs.memtype == MemType_Device then // S2 Device, S1 Normal
        memattrs = s2_memattrs;
    else // S2 Normal, S1 Normal
        memattrs.memtype = MemType_Normal;
        memattrs.inner = S2CombineS1AttrHints(s1_memattrs.inner, s2_memattrs.inner);
        memattrs.outer = S2CombineS1AttrHints(s1_memattrs.outer, s2_memattrs.outer);

    memattrs.tags = S2MemTagType(memattrs, s1_memattrs.tags);

    if !IsFeatureImplemented(FEAT_MTE_PERM) then
        memattrs.notagaccess = FALSE;
    else
        memattrs.notagaccess = (s2_memattrs.notagaccess &&
                                s1_memattrs.tags == MemTag_AllocationTagged);
    memattrs.shareability = S2CombineS1Shareability(s1_memattrs.shareability,
                                                    s2_memattrs.shareability);

    if (memattrs.memtype == MemType_Normal &&
        memattrs.inner.attrs == MemAttr_WB &&
        memattrs.outer.attrs == MemAttr_WB) then
        memattrs.xs = '0';
    elseif s2aarch64 then
        memattrs.xs = s2_memattrs.xs AND s1_memattrs.xs;
    else
        memattrs.xs = s1_memattrs.xs;

    memattrs.shareability = EffectiveShareability(memattrs);
    return memattrs;
```

Library pseudocode for shared/translation/attrs/S2CombineS1Shareability

```
// S2CombineS1Shareability()
// =====
// Combine stage 2 shareability with stage 1

Shareability S2CombineS1Shareability(Shareability s1_shareability,
                                     Shareability s2_shareability)

    if (s1_shareability == Shareability_OSH ||
        s2_shareability == Shareability_OSH) then
        return Shareability_OSH;
    elseif (s1_shareability == Shareability_ISH ||
           s2_shareability == Shareability_ISH) then
        return Shareability_ISH;
    else
        return Shareability_NSH;
```

Library pseudocode for shared/translation/attrs/S2DecodeCacheability

```
// S2DecodeCacheability()
// =====
// Determine the stage 2 cacheability for Normal memory

MemAttrHints S2DecodeCacheability(bits(2) attr)
    MemAttrHints s2attr;

    case attr of
        when '01' s2attr.attrs = MemAttr_NC; // Non-cacheable
        when '10' s2attr.attrs = MemAttr_WT; // Write-through
        when '11' s2attr.attrs = MemAttr_WB; // Write-back
        otherwise Unreachable();

    // Stage 2 does not assign hints or the transient property
    // They are inherited from stage 1 if the result of the combination allows it
    s2attr.hints      = bits(2) UNKNOWN;
    s2attr.transient = boolean UNKNOWN;

    return s2attr;
```

Library pseudocode for shared/translation/attrs/S2DecodeMemAttrs

```
// S2DecodeMemAttrs()
// =====
// Decode stage 2 memory attributes when FWB is 0

MemoryAttributes S2DecodeMemAttrs(bits(4) attr_in, bits(2) sh, boolean s2aarch64)
    MemoryAttributes memattrs;

    bits(4) attr;
    if S2ResMemAttr(s2aarch64, attr_in) then
        // Map reserved encodings to an allocated encoding
        (-, attr) = ConstrainUnpredictableBits(Unpredictable_S2RESMEMATTR, 4);
    else
        attr = attr_in;

    case attr of
        when '00xx' // Device memory
            memattrs.memtype      = MemType_Device;
            memattrs.device      = DecodeDevice(attr<1:0>);
        when '0100' // Normal, Inner+Outer WB cacheable NoTagAccess memory
            assert s2aarch64 && IsFeatureImplemented(FEAT_MTE_PERM);
            memattrs.memtype      = MemType_Normal;
            memattrs.outer        = S2DecodeCacheability('11'); // Write-back
            memattrs.inner        = S2DecodeCacheability('11'); // Write-back
        otherwise // Normal memory
            memattrs.memtype      = MemType_Normal;
            memattrs.outer        = S2DecodeCacheability(attr<3:2>);
            memattrs.inner        = S2DecodeCacheability(attr<1:0>);

    memattrs.shareability = DecodeShareability(sh);

    if s2aarch64 && IsFeatureImplemented(FEAT_MTE_PERM) then
        memattrs.notagaccess = attr == '0100';
    else
        memattrs.notagaccess = FALSE;

    return memattrs;
```

Library pseudocode for shared/translation/attrs/S2MemTagType

```
// S2MemTagType()
// =====
// Determine whether the combined output memory attributes of stage 1 and
// stage 2 indicate tagged memory

MemTagType S2MemTagType(MemoryAttributes s2_memattrs, MemTagType s1_tagtype)

    if !IsFeatureImplemented(FEAT_MTE2) then
        return MemTag_Untagged;

    if ((s1_tagtype == MemTag_AllocationTagged) &&
        (s2_memattrs.memtype == MemType_Normal) &&
        (s2_memattrs.inner.attrs == MemAttr_WB) &&
        (s2_memattrs.inner.hints == MemHint_RWA) &&
        (!s2_memattrs.inner.transient) &&
        (s2_memattrs.outer.attrs == MemAttr_WB) &&
        (s2_memattrs.outer.hints == MemHint_RWA) &&
        (!s2_memattrs.outer.transient)) then
        return MemTag_AllocationTagged;

    // Return what stage 1 asked for if we can, otherwise Untagged.
    if s1_tagtype != MemTag_AllocationTagged then
        return s1_tagtype;

    return MemTag_Untagged;
```

Library pseudocode for shared/translation/attrs/S2ResMemAttr

```
// S2ResMemAttr()
// =====
// Determine whether a reserved value occupies stage 2 MemAttr field when FWB is 0

boolean S2ResMemAttr(boolean s2aarch64, bits(4) attr)
    case attr of
        when '0100' return !(s2aarch64 && IsFeatureImplemented(FEAT_MTE_PERM));
        when '1x00' return TRUE;
        otherwise return FALSE;
```

Library pseudocode for shared/translation/attrs/WalkMemAttrs

```
// WalkMemAttrs()
// =====
// Retrieve memory attributes of translation table walk

MemoryAttributes WalkMemAttrs(bits(2) sh, bits(2) irgn, bits(2) orgn)
    MemoryAttributes walkmemattrs;

    walkmemattrs.memtype = MemType_Normal;
    walkmemattrs.shareability = DecodeShareability(sh);
    walkmemattrs.inner = DecodeSDFAttr(irgn);
    walkmemattrs.outer = DecodeSDFAttr(orn);
    walkmemattrs.tags = MemTag_Untagged;
    if (walkmemattrs.inner.attrs == MemAttr_WB &&
        walkmemattrs.outer.attrs == MemAttr_WB) then
        walkmemattrs.xs = '0';
    else
        walkmemattrs.xs = '1';
    walkmemattrs.notagaccess = FALSE;

    return walkmemattrs;
```

Library pseudocode for shared/translation/faults/AlignmentFault

```
// AlignmentFault()
// =====
// Return a fault record indicating an Alignment fault not due to memory type has occurred
// for a specific access

FaultRecord AlignmentFault(AccessDescriptor accdesc, bits(64) vaddress)
    FaultRecord fault = NoFault(accdesc, vaddress);
    fault.statuscode = Fault\_Alignment;

    return fault;
```

Library pseudocode for shared/translation/faults/ExclusiveFault

```
// ExclusiveFault()
// =====
// Return a fault record indicating a fault for an unsupported Exclusive access

FaultRecord ExclusiveFault(AccessDescriptor accdesc, bits(64) vaddress)
    FaultRecord fault = NoFault(accdesc, vaddress);
    fault.statuscode = Fault\_Exclusive;

    return fault;
```

Library pseudocode for shared/translation/faults/NoFault

```
// NoFault()
// =====
// Return a clear fault record indicating no faults have occurred

FaultRecord NoFault()
    FaultRecord fault;

    fault.vaddress = bits(64) UNKNOWN;
    fault.statuscode = Fault None;
    fault.accessdesc = AccessDescriptor UNKNOWN;
    fault.secondstage = FALSE;
    fault.s2fslwalk = FALSE;
    fault.dirtybit = FALSE;
    fault.overlay = FALSE;
    fault.toplevel = FALSE;
    fault.assuredonly = FALSE;
    fault.sltagnodata = FALSE;
    fault.tagaccess = FALSE;
    fault.gpcfs2walk = FALSE;
    fault.gpcf = GPCNoFault();
    fault.hdbssf = FALSE;

    return fault;

// NoFault()
// =====
// Return a clear fault record indicating no faults have occurred for a specific access

FaultRecord NoFault(AccessDescriptor accdesc)
    FaultRecord fault;

    fault.statuscode = Fault None;
    fault.accessdesc = accdesc;
    fault.secondstage = FALSE;
    fault.s2fslwalk = FALSE;
    fault.dirtybit = FALSE;
    fault.overlay = FALSE;
    fault.toplevel = FALSE;
    fault.assuredonly = FALSE;
    fault.sltagnodata = FALSE;
    fault.tagaccess = FALSE;
    fault.write = !accdesc.read && accdesc.write;
    fault.gpcfs2walk = FALSE;
    fault.gpcf = GPCNoFault();
    fault.hdbssf = FALSE;

    return fault;

// NoFault()
// =====

FaultRecord NoFault(AccessDescriptor accdesc, bits(64) vaddress)
    FaultRecord fault = NoFault();
    fault.accessdesc = accdesc;
    fault.write = !accdesc.read && accdesc.write;
    fault.vaddress = vaddress;

    return fault;
```

Library pseudocode for shared/translation/gpc/AbovePPS

```
// AbovePPS()
// =====
// Returns TRUE if an address exceeds the range configured in GPCCR_EL3.PPS.

boolean AbovePPS(bits(56) address)
    constant integer pps = DecodePPS\(\);
    if pps >= 56 then
        return FALSE;

    return !IsZero(address<55:pps>);
```

Library pseudocode for shared/translation/gpc/DecodeGPTBlock

```
// DecodeGPTBlock()
// =====
// Decode a GPT Block descriptor.

GPTEntry DecodeGPTBlock(PGSe pgs, bits(64) gpt_entry)
    assert gpt_entry<3:0> == GPT\_Block;
    GPTEntry result;
    result.gpi = gpt_entry<7:4>;
    result.level = 0;

    // GPT information from a level 0 GPT Block descriptor is permitted
    // to be cached in a TLB as though the Block is a contiguous region
    // of granules each of the size configured in GPCCR_EL3.PGS.
    case pgs of
        when PGS\_4KB result.size = GPTRange\_4KB;
        when PGS\_16KB result.size = GPTRange\_16KB;
        when PGS\_64KB result.size = GPTRange\_64KB;
        otherwise Unreachable();
    result.contig_size = GPTL0Size();

    return result;
```

Library pseudocode for shared/translation/gpc/DecodeGPTContiguous

```
// DecodeGPTContiguous()
// =====
// Decode a GPT Contiguous descriptor.

GPTEntry DecodeGPTContiguous(PGSe pgs, bits(64) gpt_entry)
    assert gpt_entry<3:0> == GPT\_Contig;
    GPTEntry result;
    result.gpi = gpt_entry<7:4>;

    case pgs of
        when PGS\_4KB result.size = GPTRange\_4KB;
        when PGS\_16KB result.size = GPTRange\_16KB;
        when PGS\_64KB result.size = GPTRange\_64KB;
        otherwise Unreachable();

    case gpt_entry<9:8> of
        when '01' result.contig_size = GPTRange\_2MB;
        when '10' result.contig_size = GPTRange\_32MB;
        when '11' result.contig_size = GPTRange\_512MB;
        otherwise Unreachable();

    result.level = 1;

    return result;
```

Library pseudocode for shared/translation/gpc/DecodeGPTGranules

```
// DecodeGPTGranules()
// =====
// Decode a GPT Granules descriptor.

GPTEntry DecodeGPTGranules(PGSe pgs, integer index, bits(64) gpt_entry)
    GPTEntry result;
    result.gpi = gpt_entry<index*4 +:4>;

    case pgs of
        when PGS_4KB    result.size = GPTRange_4KB;
        when PGS_16KB   result.size = GPTRange_16KB;
        when PGS_64KB   result.size = GPTRange_64KB;
        otherwise Unreachable();

    result.contig_size = result.size; // No contiguity
    result.level = 1;

    return result;
```

Library pseudocode for shared/translation/gpc/DecodeGPTTable

```
// DecodeGPTTable()
// =====
// Decode a GPT Table descriptor.

GPTTable DecodeGPTTable(PGSe pgs, bits(64) gpt_entry)
    assert gpt_entry<3:0> == GPT_Table;
    GPTTable result;

    case pgs of
        when PGS_4KB    result.address = gpt_entry<55:17>:Zeros(17);
        when PGS_16KB   result.address = gpt_entry<55:15>:Zeros(15);
        when PGS_64KB   result.address = gpt_entry<55:13>:Zeros(13);
        otherwise Unreachable();

    return result;
```

Library pseudocode for shared/translation/gpc/DecodePGS

```
// DecodePGS()
// =====

PGSe DecodePGS(bits(2) pgs)
    case pgs of
        when '00' return PGS_4KB;
        when '10' return PGS_16KB;
        when '01' return PGS_64KB;
        otherwise Unreachable();
```

Library pseudocode for shared/translation/gpc/DecodePGSRange

```
// DecodePGSRange()
// =====

AddressSize DecodePGSRange(PGSe pgs)
    case pgs of
        when PGS_4KB    return GPTRange_4KB;
        when PGS_16KB   return GPTRange_16KB;
        when PGS_64KB   return GPTRange_64KB;
        otherwise Unreachable();
```


Library pseudocode for shared/translation/gpc/DecodePPS

```
// DecodePPS()
// =====
// Size of region protected by the GPT, in bits.

AddressSize DecodePPS()
    case GPCCR_EL3.<PPS3, PPS> of
        when '0000' return 32;
        when '0001' return 36;
        when '0010' return 40;
        when '0011' return 42;
        when '0100' return 44;
        when '0101' return 48;
        when '0110' return 52;
        when '0111' assert IsFeatureImplemented(FEAT_RME_GPC3); return 56;
        when '1000' assert IsFeatureImplemented(FEAT_RME_GPC3); return 46;
        when '1001' assert IsFeatureImplemented(FEAT_RME_GPC3); return 47;
        otherwise Unreachable();
```

Library pseudocode for shared/translation/gpc/GPCBW_EL3BWSTRIDEValid

```
// GPCBW_EL3BWSTRIDEValid()
// =====
// Returns whether the current GPCBW_EL3.BWSTRIDE value is valid

boolean GPCBW_EL3BWSTRIDEValid()
    assert IsFeatureImplemented(FEAT_RME_GPC3);
    return GPCBW_EL3.BWSTRIDE IN {
        '00000',
        '00010',
        '00100',
        '00110',
        '00111',
        '01000',
        '01001',
        '01010',
        '10000'
    };
```

Library pseudocode for shared/translation/gpc/GPCFault

```
// GPCFault()
// =====
// Constructs and returns a GPCF

GPCFRecord GPCFault(GPCF gpf, integer level)
    GPCFRecord fault;
    fault.gpf = gpf;
    fault.level = level;
    return fault;
```

Library pseudocode for shared/translation/gpc/GPCNoFault

```
// GPCNoFault()
// =====
// Returns the default properties of a GPCF that does not represent a fault

GPCFRecord GPCNoFault()
    GPCFRecord result;
    result.gpf = GPCF\_None;
    return result;
```

Library pseudocode for shared/translation/gpc/GPCRegistersConsistent

```
// GPCRegistersConsistent()
// =====
// Returns whether the GPT registers are configured correctly.
// This returns false if any fields select a Reserved value.

boolean GPCRegistersConsistent()
    // Check for Reserved register values
    if IsFeatureImplemented(FEAT_RME_GPC3) then
        if ! GPCCR_EL3.<PPS3, PPS> IN {'0xxx', '100x'} then
            return FALSE;

        if GPCCR_EL3.GPCBW == '1' then
            if ! GPCBW_EL3.BWSIZE IN {'00x', '1x0', '010'} then
                return FALSE;

            if !GPCBW\_EL3BWSTRIDEValid() then
                return FALSE;

            if !IsAligned(GPCBW_EL3.BWADDR, 1 << UInt(GPCBW_EL3.BWSIZE)) then
                return FALSE;
    else
        if GPCCR_EL3.PPS == '111' then
            return FALSE;

        if DecodePPS() > AArch64.PAMax() then
            return FALSE;
        if GPCCR_EL3.PGS == '11' then
            return FALSE;
        if GPCCR_EL3.SH == '01' then
            return FALSE;

        // Inner and Outer Non-cacheable requires Outer Shareable
        if GPCCR_EL3.<ORGN, IRGN> == '0000' && GPCCR_EL3.SH != '10' then
            return FALSE;

    return TRUE;
```

Library pseudocode for shared/translation/gpc/GPICheck

```
// GPICheck()
// =====
// Returns whether an access to a given physical address space is permitted
// given the configured GPI value.
// paspace: Physical address space of the access
// gpi: Value read from GPT for the access
// ss: Security state of the access

boolean GPICheck(PASpace paspace, bits(4) gpi, SecurityState ss)
    case gpi of
        when GPT\_NoAccess
            return FALSE;
        when GPT\_Secure
            assert IsFeatureImplemented(FEAT_SEL2);
            return paspace == PAS\_Secure;
        when GPT\_NonSecure
            return paspace == PAS\_NonSecure;
        when GPT\_Root
            return paspace == PAS\_Root;
        when GPT\_Realm
            return paspace == PAS\_Realm;
        when GPT\_NonSecureOnly
            assert IsFeatureImplemented(FEAT_RME_GPC2);
            return paspace == PAS\_NonSecure && (ss IN {SS\_Root, SS\_NonSecure});
        when GPT\_SystemAgent
            assert IsFeatureImplemented(FEAT_RME_GDI);
            return paspace == PAS\_SystemAgent;
        when GPT\_NonSecureProtected
            assert IsFeatureImplemented(FEAT_RME_GDI);
            return paspace == PAS\_NonSecureProtected;
        when GPT\_NA6
            assert IsFeatureImplemented(FEAT_RME_GDI);
            return FALSE;
        when GPT\_NA7
            assert IsFeatureImplemented(FEAT_RME_GDI);
            return FALSE;
        when GPT\_Any
            return TRUE;
        otherwise
            Unreachable();
```

Library pseudocode for shared/translation/gpc/GPIIndex

```
// GPIIndex()
// =====

integer GPIIndex(bits(56) pa)
    case DecodePGS(GPCCR_EL3.PGS) of
        when PGS\_4KB return UInt(pa<15:12>);
        when PGS\_16KB return UInt(pa<17:14>);
        when PGS\_64KB return UInt(pa<19:16>);
        otherwise Unreachable();
```

Library pseudocode for shared/translation/gpc/GPIValid

```
// GPIValid()
// =====
// Returns whether a given value is a valid encoding for a GPI value

boolean GPIValid(bits(4) gpi)
    case gpi of
        when GPT\_NoAccess
            return TRUE;
        when GPT\_NonSecureProtected
            return IsFeatureImplemented(FEAT_RME_GDI) && GPCCR_EL3.NSP == '1';
        when GPT\_SystemAgent
            return IsFeatureImplemented(FEAT_RME_GDI) && GPCCR_EL3.SA == '1';
        when GPT\_NA6
            return IsFeatureImplemented(FEAT_RME_GDI) && GPCCR_EL3.NA6 == '1';
        when GPT\_NA7
            return IsFeatureImplemented(FEAT_RME_GDI) && GPCCR_EL3.NA7 == '1';
        when GPT\_Secure
            return IsFeatureImplemented(FEAT_SEL2);
        when GPT\_NonSecure
            return TRUE;
        when GPT\_Realm
            return TRUE;
        when GPT\_Root
            return TRUE;
        when GPT\_NonSecureOnly
            return IsFeatureImplemented(FEAT_RME_GPC2) && GPCCR_EL3.NSO == '1';
        when GPT\_Any
            return TRUE;
        otherwise
            return FALSE;
```

Library pseudocode for shared/translation/gpc/GPT

```
// GPT dimensions
// =====

constant AddressSize GPTRange_4KB    = 12;
constant AddressSize GPTRange_16KB   = 14;
constant AddressSize GPTRange_64KB   = 16;
constant AddressSize GPTRange_2MB    = 21;
constant AddressSize GPTRange_32MB   = 25;
constant AddressSize GPTRange_512MB  = 29;
constant AddressSize GPTRange_1GB    = 30;
constant AddressSize GPTRange_16GB   = 34;
constant AddressSize GPTRange_64GB   = 36;
constant AddressSize GPTRange_512GB  = 39;
```

Library pseudocode for shared/translation/gpc/GPTBlockDescriptorValid

```
// GPTBlockDescriptorValid()
// =====
// Returns TRUE if the given GPT Block descriptor is valid, and FALSE otherwise.

boolean GPTBlockDescriptorValid(bits(64) level_0_entry)
    assert level_0_entry<3:0> == GPT\_Block;
    return IsZero(level_0_entry<63:8>) && GPIValid(level_0_entry<7:4>);
```

Library pseudocode for shared/translation/gpc/GPTContigDescriptorValid

```
// GPTContigDescriptorValid()
// =====
// Returns TRUE if the given GPT Contiguous descriptor is valid, and FALSE otherwise.

boolean GPTContigDescriptorValid(bits(64) level_1_entry)
    assert level_1_entry<3:0> == GPT\_Contig;
    return (IsZero(level_1_entry<63:10>) &&
        !IsZero(level_1_entry<9:8>) &&
        GPIValid(level_1_entry<7:4>));
```

Library pseudocode for shared/translation/gpc/GPTEntry

```
// GPTEntry
// =====

type GPTEntry is (
    bits(4) gpi,                // GPI value for this region
    AddressSize size,           // Region size
    AddressSize contig_size,    // Contiguous region size
    integer level,             // Level of GPT lookup
    bits(56) pa                // PA uniquely identifying the GPT entry
)
```

Library pseudocode for shared/translation/gpc/GPTGranulesDescriptorValid

```
// GPTGranulesDescriptorValid()
// =====
// Returns TRUE if the given GPT Granules descriptor is valid, and FALSE otherwise.

boolean GPTGranulesDescriptorValid(bits(64) level_1_entry)
    for i = 0 to 15
        if !GPIValid(level_1_entry<i*4 +:4>) then
            return FALSE;
    return TRUE;
```

Library pseudocode for shared/translation/gpc/GPTL0Size

```
// GPTL0Size()
// =====
// Returns number of bits covered by a level 0 GPT entry

AddressSize GPTL0Size()
    case GPCCR_EL3.L0GPTSZ of
        when '0000' return GPTRange\_1GB;
        when '0100' return GPTRange\_16GB;
        when '0110' return GPTRange\_64GB;
        when '1001' return GPTRange\_512GB;
        otherwise Unreachable();
    return 30;
```

Library pseudocode for shared/translation/gpc/GPTLevel0EntryValid

```
// GPTLevel0EntryValid()
// =====
// Returns TRUE if the given level 0 gpt descriptor is valid, and FALSE otherwise.

boolean GPTLevel0EntryValid(bits(64) gpt_entry)
    case gpt_entry<3:0> of
        when GPT\_Block return GPTBlockDescriptorValid(gpt_entry);
        when GPT\_Table return GPTTableDescriptorValid(gpt_entry);
        otherwise return FALSE;
```

Library pseudocode for shared/translation/gpc/GPTLevel0Index

```
// GPTLevel0Index()
// =====
// Compute the level 0 index based on input PA.

integer GPTLevel0Index(bits(56) pa)
    // Input address and index bounds
    constant integer pps = DecodePPS();
    constant integer l0sz = GPTL0Size();
    if pps <= l0sz then
        return 0;

    return UInt(pa<pps-1:l0sz>);
```

Library pseudocode for shared/translation/gpc/GPTLevel1EntryValid

```
// GPTLevel1EntryValid()
// =====
// Returns TRUE if the given level 1 gpt descriptor is valid, and FALSE otherwise.

boolean GPTLevel1EntryValid(bits(64) gpt_entry)
    case gpt_entry<3:0> of
        when GPT\_Contig return GPTContigDescriptorValid(gpt_entry);
        otherwise      return GPTGranulesDescriptorValid(gpt_entry);
```

Library pseudocode for shared/translation/gpc/GPTLevel1Index

```
// GPTLevel1Index()
// =====
// Compute the level 1 index based on input PA.

integer GPTLevel1Index(bits(56) pa)
    // Input address and index bounds
    constant integer l0sz = GPTL0Size();
    case DecodePGS(GPCCR_EL3.PGS) of
        when PGS\_4KB return UInt(pa<l0sz-1:16>);
        when PGS\_16KB return UInt(pa<l0sz-1:18>);
        when PGS\_64KB return UInt(pa<l0sz-1:20>);
        otherwise Unreachable();
```

Library pseudocode for shared/translation/gpc/GPTTable

```
// GPTTable
// =====

type GPTTable is (
    bits(56) address          // Base address of next table
)
```

Library pseudocode for shared/translation/gpc/GPTTableDescriptorValid

```
// GPTTableDescriptorValid()
// =====
// Returns TRUE if the given GPT Table descriptor is valid, and FALSE otherwise.

boolean GPTTableDescriptorValid(bits(64) level_0_entry)
    assert level_0_entry<3:0> == GPT\_Table;
    constant integer l0sz = GPTL0Size();
    constant PGSe pgs      = DecodePGS(GPCCR_EL3.PGS);
    constant integer p     = DecodePGSRange(pgs);
    return IsZero(level_0_entry<63:52,11:4>) && IsZero(level_0_entry<(l0sz-p)-2:12>);
```



```

// GPTWalk()
// =====
// Get the GPT entry for a given physical address, pa

(GPCFRecord, GPTEntry) GPTWalk(bits(56) pa, AccessDescriptor accdesc)
    // GPT base address
    bits(56) base;
    pgs = DecodePGS(GPCCR_EL3.PGS);

    // The level 0 GPT base address is aligned to the greater of:
    // * the size of the level 0 GPT, determined by GPCCR_EL3.{PPS, LOGPSSZ}.
    // * 4KB
    base = ZeroExtend(GPTBR_EL3.BADDR:Zeros(12), 56);
    pps = DecodePPS();
    l0sz = GPTL0Size();
    constant integer alignment = Max((pps - l0sz) + 3, 12);
    base<alignment-1:0> = Zeros(alignment);

    constant AccessDescriptor gptaccdesc = CreateAccDescGPTW(accdesc);

    // Access attributes and address for GPT fetches
    AddressDescriptor gptaddrdesc;
    gptaddrdesc.memattrs = WalkMemAttrs(GPCCR_EL3.SH, GPCCR_EL3.ORG, GPCCR_EL3.IRG);
    gptaddrdesc.fault = NoFault(gptaccdesc);

    gptaddrdesc.paddress.paspace = PAS\_Root;
    gptaddrdesc.paddress.address = base + GPTLevel0Index(pa) * 8;

    // Fetch LOGPT entry
    bits(64) level_0_entry;
    PhysMemRetStatus memstatus;
    (memstatus, level_0_entry) = PhysMemRead(gptaddrdesc, 8, gptaccdesc);
    if IsFault(memstatus) then
        return (GPCFault(GPCF\_EABT, 0), GPTEntry UNKNOWN);

    if !GPTLevel0EntryValid(level_0_entry) then
        return (GPCFault(GPCF\_Walk, 0), GPTEntry UNKNOWN);

    GPTEntry result;
    GPTTable table;
    case level_0_entry<3:0> of
        when GPT\_Block
            // Decode the GPI value and return that
            result = DecodeGPTBlock(pgs, level_0_entry);
            result.pa = pa;
            return (GPCNoFault(), result);
        when GPT\_Table
            // Decode the table entry and continue walking
            table = DecodeGPTTable(pgs, level_0_entry);
            // The address must be within the range covered by the GPT
            if AbovePPS(table.address) then
                return (GPCFault(GPCF\_AddressSize, 0), GPTEntry UNKNOWN);
            otherwise
                // An invalid encoding would be caught by GPTLevel0EntryValid()
                Unreachable();

    // Must be a GPT Table entry
    assert level_0_entry<3:0> == GPT\_Table;

    // Address of level 1 GPT entry
    offset = GPTLevel1Index(pa) * 8;

    bits(64) level_1_entry;

    if IsFeatureImplemented(FEAT_RME_GDI) then
        // When FEAT_RME_GDI is implemented, the descriptor validation checks are performed
        // on a pair of descriptors within a naturally aligned 16-byte region of memory.
        gptaddrdesc.paddress.address = Align(table.address + offset, 16);
        bits(64) level_1_entry_lower;
        (memstatus, level_1_entry_lower) = PhysMemRead(gptaddrdesc, 8, gptaccdesc);

```



```

if IsFault(memstatus) then
    return (GPCFault(GPCF\_EABT, 1), GPTEntry UNKNOWN);

gptaddrdesc.paddress.address = gptaddrdesc.paddress.address + 8;
bits(64) level_1_entry_upper;
(memstatus, level_1_entry_upper) = PhysMemRead(gptaddrdesc, 8, gptaccdesc);
if IsFault(memstatus) then
    return (GPCFault(GPCF\_EABT, 1), GPTEntry UNKNOWN);

// An individual GPT descriptor is valid when both descriptors within the pair are valid.
if (!GPTLevel1EntryValid(level_1_entry_upper) ||
    !GPTLevel1EntryValid(level_1_entry_lower)) then
    return (GPCFault(GPCF\_Walk, 1), GPTEntry UNKNOWN);

if offset<3> == '1' then
    level_1_entry = level_1_entry_upper;
else
    level_1_entry = level_1_entry_lower;
else
    gptaddrdesc.paddress.address = table.address + offset;
    // Fetch L1GPT entry
    (memstatus, level_1_entry) = PhysMemRead(gptaddrdesc, 8, gptaccdesc);
    if IsFault(memstatus) then
        return (GPCFault(GPCF\_EABT, 1), GPTEntry UNKNOWN);

    if !GPTLevel1EntryValid(level_1_entry) then
        return (GPCFault(GPCF\_Walk, 1), GPTEntry UNKNOWN);

case level_1_entry<3:0> of
    when GPT\_Contig
        result = DecodeGPTContiguous(pgs, level_1_entry);
    otherwise
        gpi_index = GPIIndex(pa);
        result = DecodeGPTGranules(pgs, gpi_index, level_1_entry);

result.pa = pa;
return (GPCNoFault(), result);

```

Library pseudocode for shared/translation/gpc/GranuleProtectionCheck

```
// GranuleProtectionCheck()
// =====
// Returns whether a given access is permitted, according to the
// granule protection check.
// addrdesc and accdesc describe the access to be checked.

GPCFRecord GranuleProtectionCheck(AddressDescriptor addrdesc, AccessDescriptor accdesc)

    assert IsFeatureImplemented(FEAT_RME);
    // The address to be checked
    address = addrdesc.paddress;

    // Bypass mode - all accesses pass
    if GPCCR_EL3.GPC == '0' then
        return GPCNoFault();

    // Configuration consistency check
    if !GPCRegistersConsistent() then
        return GPCFault(GPCF\_Walk, 0);

    if IsFeatureImplemented(FEAT_RME_GPC2) then
        boolean access_disabled;

        case address.paspace of
            when PAS\_Secure      access_disabled = GPCCR_EL3.SPAD == '1';
            when PAS\_NonSecure  access_disabled = GPCCR_EL3.NSPAD == '1';
            when PAS\_Realm      access_disabled = GPCCR_EL3.RLPAD == '1';
            when PAS\_Root       access_disabled = FALSE;
            otherwise           Unreachable();

        if access_disabled then
            return GPCFault(GPCF\_Fail, 0);

    // Input address size check
    if AbovePPS(address.address) then
        if (address.paspace == PAS\_NonSecure ||
            (IsFeatureImplemented(FEAT_RME_GPC2) && GPCCR_EL3.APPSAA == '1')) then
            return GPCNoFault();
        else
            return GPCFault(GPCF\_Fail, 0);

    if (IsFeatureImplemented(FEAT_RME_GPC3) && GPCCR_EL3.GPCBW == '1' &&
        PAWithinGPGBypassWindow(address.address)) then
        return GPCNoFault();

    // GPT base address size check
    constant bits(56) gpt_base = ZeroExtend(GPTBR_EL3.BADDR:Zeros(12), 56);
    if AbovePPS(gpt_base) then
        return GPCFault(GPCF\_AddressSize, 0);

    // GPT lookup
    (gpcf, gpt_entry) = GPTWalk(address.address, accdesc);
    if gpcf.gpf != GPCF\_None then
        return gpcf;

    // Check input physical address space against GPI
    permitted = GPICheck(address.paspace, gpt_entry.gpi, accdesc.ss);

    if !permitted then
        gpcf = GPCFault(GPCF\_Fail, gpt_entry.level);
        return gpcf;

    // Check passed

    return GPCNoFault();
```

Library pseudocode for shared/translation/gpc/PAWithinGPGBypassWindow

```
// PAWithinGPGBypassWindow()
// =====
// Check if the supplied address is within a GPC Bypass window.

boolean PAWithinGPGBypassWindow(bits(56) pa_in)
    // Only check the top 26 bits as the minimum window size is 1GB
    constant bits(26) pa = pa_in<55:30>;

    constant integer gpcbw1 = UInt(GPCBW_EL3.BWSIZE);
    constant integer gpcbwu = 9 + UInt(GPCBW_EL3.BWSTRIDE);

    return pa<gpcbwu:gpcbw1> == GPCBW_EL3.BWADDR<gpcbwu:gpcbw1>;
```

Library pseudocode for shared/translation/gpc/PGS

```
// PGS
// ===
// Physical granule size

enumeration PGSe {
    PGS_4KB,
    PGS_16KB,
    PGS_64KB
};
```

Library pseudocode for shared/translation/gpc/Table

```
// Table format information
// =====
// Granule Protection Table constants

constant bits(4) GPT_NoAccess      = '0000';
constant bits(4) GPT_Table        = '0011';
constant bits(4) GPT_Block        = '0001';
constant bits(4) GPT_Contig       = '0001';
constant bits(4) GPT_SystemAgent  = '0100';
constant bits(4) GPT_NonSecureProtected = '0101';
constant bits(4) GPT_NA6          = '0110';
constant bits(4) GPT_NA7          = '0111';
constant bits(4) GPT_Secure       = '1000';
constant bits(4) GPT_NonSecure    = '1001';
constant bits(4) GPT_Root         = '1010';
constant bits(4) GPT_Realm        = '1011';
constant bits(4) GPT_NonSecureOnly = '1101';
constant bits(4) GPT_Any          = '1111';
```

Library pseudocode for shared/translation/translation/S1TranslationRegime

```
// S1TranslationRegime()
// =====
// Stage 1 translation regime for the given Exception level

bits(2) S1TranslationRegime(bits(2) el)
    if el != EL0 then
        return el;

    elseif HaveEL(EL3) && ELUsingAArch32(EL3) && SCR.NS == '0' then
        return EL3;
    elseif IsFeatureImplemented(FEAT_VHE) && ELIsInHost(el) then
        return EL2;
    else
        return EL1;

// S1TranslationRegime()
// =====
// Returns the Exception level controlling the current Stage 1 translation regime. For the most
// part this is unused in code because the System register accessors (SCTLR_ELx[], etc.) implicitly
// return the correct value.

bits(2) S1TranslationRegime()
    return S1TranslationRegime(PSTATE.EL);
```

Library pseudocode for shared/translation/vmsa/AddressDescriptor

```
constant integer FINAL_LEVEL = 3;

// AddressDescriptor
// =====
// Descriptor used to access the underlying memory array.

type AddressDescriptor is (
    FaultRecord      fault,          // fault.statuscode indicates whether the address is valid
    MemoryAttributes memattrs,
    FullAddress      paddress,
    boolean          slassured,     // Stage 1 Assured Translation Property
    boolean          s2fslmro,     // Stage 2 MRO permission for Stage 1
    bits(16)         mecid,        // FEAT_MEC: Memory Encryption Context ID
    bits(64)         vaddress
)
```

Library pseudocode for shared/translation/vmsa/ContiguousSize

```
// ContiguousSize()
// =====
// Return the number of entries log 2 marking a contiguous output range

integer ContiguousSize(bit d128, TGx tgx, integer level)
  if d128 == '1' then
    case tgx of
      when TGx\_4KB
        assert level IN {1, 2, 3};
        return if level == 1 then 2 else 4;
      when TGx\_16KB
        assert level IN {1, 2, 3};
        if level == 1 then
          return 2;
        elsif level == 2 then
          return 4;
        else
          return 6;
      when TGx\_64KB
        assert level IN {2, 3};
        return if level == 2 then 6 else 4;
    else
      case tgx of
        when TGx\_4KB
          assert level IN {1, 2, 3};
          return 4;
        when TGx\_16KB
          assert level IN {2, 3};
          return if level == 2 then 5 else 7;
        when TGx\_64KB
          assert level IN {2, 3};
          return 5;
```

Library pseudocode for shared/translation/vmsa/CreateAddressDescriptor

```
// CreateAddressDescriptor()
// =====
// Set internal members for address descriptor type to valid values

AddressDescriptor CreateAddressDescriptor(FullAddress pa, MemoryAttributes memattrs,
AccessDescriptor accdesc)

  AddressDescriptor addrdesc;

  addrdesc.paddress = pa;
  addrdesc.memattrs = memattrs;
  addrdesc.fault    = NoFault(accdesc);

  return addrdesc;

// CreateAddressDescriptor()
// =====
// Set internal members for address descriptor type to valid values

AddressDescriptor CreateAddressDescriptor(bits(64) va, FullAddress pa,
MemoryAttributes memattrs, AccessDescriptor accdesc)

  AddressDescriptor addrdesc;

  addrdesc.paddress = pa;
  addrdesc.vaddress = va;
  addrdesc.memattrs = memattrs;
  addrdesc.fault    = NoFault(accdesc);
  addrdesc.slassured = FALSE;

  return addrdesc;
```

Library pseudocode for shared/translation/vmsa/CreateFaultyAddressDescriptor

```
// CreateFaultyAddressDescriptor()
// =====
// Set internal members for address descriptor type with values indicating error

AddressDescriptor CreateFaultyAddressDescriptor(bits(64) va, FaultRecord fault)
    AddressDescriptor addrdesc;

    addrdesc.vaddress = va;
    addrdesc.fault    = fault;

    return addrdesc;
```

Library pseudocode for shared/translation/vmsa/DecodePASpace

```
// DecodePASpace()
// =====
// Decode the target PA Space

PASpace DecodePASpace(bit nse2, bit nse, bit ns)
    case nse2:nse:ns of
        when '000'    return PAS\_Secure;
        when '001'    return PAS\_NonSecure;
        when '010'    return PAS\_Root;
        when '011'    return PAS\_Realm;
        when '100'    return PAS\_SystemAgent;
        when '101'    return PAS\_NonSecureProtected;
        when '110'    return PAS\_NA6;
        when '111'    return PAS\_NA7;
        otherwise     Unreachable();
```

Library pseudocode for shared/translation/vmsa/DescriptorType

```
// DescriptorType
// =====
// Translation table descriptor formats

enumeration DescriptorType {
    DescriptorType_Table,
    DescriptorType_Leaf,
    DescriptorType_Invalid
};
```

Library pseudocode for shared/translation/vmsa/Domains

```
// Domains
// =====
// Short-descriptor format Domains

constant bits(2) Domain_NoAccess = '00';
constant bits(2) Domain_Client   = '01';
constant bits(2) Domain_Manager  = '11';
```

Library pseudocode for shared/translation/vmsa/FetchDescriptor

```
// FetchDescriptor()
// =====
// Fetch a translation table descriptor

(FaultRecord, bits(N)) FetchDescriptor(bit ee, AddressDescriptor walkaddress,
                                       AccessDescriptor walkaccess, FaultRecord fault_in,
                                       integer N)

// 32-bit descriptors for AArch32 Short-descriptor format
// 64-bit descriptors for AArch64 or AArch32 Long-descriptor format
// 128-bit descriptors for AArch64 when FEAT_D128 is set and {V}TCR_ELx.d128 is set
assert N == 32 || N == 64 || N == 128;
bits(N) descriptor;
FaultRecord fault = fault_in;

if IsFeatureImplemented(FEAT_RME) then
    fault.gpcf = GranuleProtectionCheck(walkaddress, walkaccess);
    if fault.gpcf.gpf != GPCF\_None then
        fault.statuscode = Fault\_GPCFOnWalk;
        fault.paddress = walkaddress.paddress;
        fault.gpcfs2walk = fault.secondstage;
        return (fault, bits(N) UNKNOWN);

PhysMemRetStatus memstatus;
(memstatus, descriptor) = PhysMemRead(walkaddress, N DIV 8, walkaccess);
if IsFault(memstatus) then
    constant boolean iswrite = FALSE;
    fault = HandleExternalTTWAbort(memstatus, iswrite, walkaddress,
                                   walkaccess, N DIV 8, fault);
    if IsFault(fault.statuscode) then
        return (fault, bits(N) UNKNOWN);

if ee == '1' then
    descriptor = BigEndianReverse(descriptor);

return (fault, descriptor);
```

Library pseudocode for shared/translation/vmsa/HasUnprivileged

```
// HasUnprivileged()
// =====
// Returns whether a translation regime serves EL0 as well as a higher EL

boolean HasUnprivileged(Regime regime)
    return (regime IN {
        Regime\_EL20,
        Regime\_EL30,
        Regime\_EL10
    });
```

Library pseudocode for shared/translation/vmsa/Regime

```
// Regime
// =====
// Translation regimes

enumeration Regime {
    Regime_EL3,           // EL3
    Regime_EL30,          // EL3&0 (PL1&0 when EL3 is AArch32)
    Regime_EL2,           // EL2
    Regime_EL20,          // EL2&0
    Regime_EL10           // EL1&0
};
```

Library pseudocode for shared/translation/vmsa/RegimeUsingAArch32

```
// RegimeUsingAArch32()  
// =====  
// Determine if the EL controlling the regime executes in AArch32 state  
  
boolean RegimeUsingAArch32(Regime regime)  
    case regime of  
        when Regime\_EL10 return ELUsingAArch32(EL1);  
        when Regime\_EL30 return TRUE;  
        when Regime\_EL20 return FALSE;  
        when Regime\_EL2   return ELUsingAArch32(EL2);  
        when Regime\_EL3   return FALSE;
```


Library pseudocode for shared/translation/vmsa/S1TTWParams

```
// S1TTWParams
// =====
// Register fields corresponding to stage 1 translation
// For A32-VMSA, if noted, they correspond to A32-LPAE (Long descriptor format)

type S1TTWParams is (
// A64-VMSA exclusive parameters
    bit      ha,          // TCR_ELx.HA
    bit      hd,          // TCR_ELx.HD
    bit      tbi,         // TCR_ELx.TBI{x}
    bit      tbid,        // TCR_ELx.TBID{x}
    bit      nfd,         // TCR_EL1.NFDx or TCR_EL2.NFDx when HCR_EL2.E2H == '1'
    bit      e0pd,        // TCR_EL1.E0PDx or TCR_EL2.E0PDx when HCR_EL2.E2H == '1'
    bit      dl28,        // TCR_ELx.Dl28
    bit      aie,         // (TCR2_ELx/TCR_EL3).AIE
    MAIRType mair2,       // MAIR2_ELx
    bit      ds,          // TCR_ELx.DS
    bits(3)  ps,          // TCR_ELx.{I}PS
    bits(6)  txsz,        // TCR_ELx.TxSZ
    bit      epan,        // SCTLR_EL1.EPAN or SCTLR_EL2.EPAN when HCR_EL2.E2H == '1'
    bit      dct,         // HCR_EL2.DCT
    bit      nv1,         // HCR_EL2.NV1
    bit      cmow,        // SCTLR_EL1.CMOW or SCTLR_EL2.CMOW when HCR_EL2.E2H == '1'
    bit      pnch,        // TCR{2}_ELx.PnCH
    bit      disch,       // TCR{2}_ELx.DisCH
    bit      haft,        // TCR{2}_ELx.HAFT
    bit      mtX,         // TCR_ELx.MTX{y}
    bits(2)  skl,         // TTBRn_ELx.SKL
    bit      pie,         // TCR2_ELx.PIE or TCR_EL3.PIE
    S1PIRType pir,        // PIR_ELx
    S1PIRType pire0,      // PIRE0_EL1 or PIRE0_EL2 when HCR_EL2.E2H == '1'
    bit      emec,        // SCTLR2_EL2.EMEC or SCTLR2_EL3.EMEC
    bit      amec,        // TCR2_EL2.AMEC0 or TCR2_EL2.AMEC1 when HCR_EL2.E2H == '1'
    bit      fng,         // TCR2_EL1.FNGx or TCR2_EL2.FNGx when HCR_EL2.E2H == '1'
    bit      fngna,       // TCR2_EL1.FNGx

// A32-VMSA exclusive parameters
    bits(3)  t0sz,        // TTBCR.T0SZ
    bits(3)  t1sz,        // TTBCR.T1SZ
    bit      uwXn,        // SCTLR.UWXN

// Parameters common to both A64-VMSA & A32-VMSA (A64/A32)
    TGx      tgX,         // TCR_ELx.TGx      / Always TGx_4KB
    bits(2)  irgn,        // TCR_ELx.IRGNx    / TTBCR.IRGNx or HTCR.IRGN0
    bits(2)  orgn,        // TCR_ELx.ORGNx    / TTBCR.ORGNx or HTCR.ORGNO
    bits(2)  sh,          // TCR_ELx.SHx      / TTBCR.SHx or HTCR.SH0
    bit      hpd,         // TCR_ELx.HPD{x}   / TTBCR2.HPDx or HTCR.HPD
    bit      ee,          // SCTLR_ELx.EE      / SCTLR.EE or HSCTLR.EE
    bit      wXn,         // SCTLR_ELx.WXN     / SCTLR.WXN or HSCTLR.WXN
    bit      ntlsmD,      // SCTLR_ELx.nTLsMD / SCTLR.nTLsMD or HSCTLR.nTLsMD
    bit      dc,          // HCR_EL2.DC        / HCR.DC
    bit      sif,         // SCR_EL3.SIF       / SCR.SIF
    MAIRType mair         // MAIR_ELx          / MAIR1:MAIR0 or HMAIR1:HMAIR0
)
```

Library pseudocode for shared/translation/vmsa/S2TTWParams

```
// S2TTWParams
// =====
// Register fields corresponding to stage 2 translation.

type S2TTWParams is (
// A64-VMSA exclusive parameters
    bit      ha,          // VTCR_EL2.HA
    bit      hd,          // VTCR_EL2.HD
    bit      sl2,         // V{S}TCR_EL2.SL2
    bit      ds,          // VTCR_EL2.DS
    bit      dl28,        // VTCR_EL2.D128
    bit      sw,          // VSTCR_EL2.SW
    bit      nsw,         // VTCR_EL2.NSW
    bit      sa,          // VSTCR_EL2.SA
    bit      nsa,         // VTCR_EL2.NSA
    bits(3)  ps,          // VTCR_EL2.PS
    bits(6)  txsz,        // V{S}TCR_EL2.T0SZ
    bit      fw,          // HCR_EL2.FWB
    bit      cmow,        // HCRX_EL2.CMOW
    bits(2)  skl,         // VTTBR_EL2.SKL
    bit      s2pie,       // VTCR_EL2.S2PIE
    S2PIRType s2pir,      // S2PIR_EL2
    bit      tl0,         // VTCR_EL2.TL0
    bit      tl1,         // VTCR_EL2.TL1
    bit      assuredonly, // VTCR_EL2.AssuredOnly
    bit      haft,        // VTCR_EL2.HAFT
    bit      emec,        // SCTLR2_EL2.EMEC
    bit      hdbss,       // VTCR_EL2.HDBSS

// A32-VMSA exclusive parameters
    bit      s,           // VTCR.S
    bits(4)  t0sz,        // VTCR.T0SZ

// Parameters common to both A64-VMSA & A32-VMSA if implemented (A64/A32)
    TGx      tgx,         // V{S}TCR_EL2.TG0 / Always TGx_4KB
    bits(2)  sl0,         // V{S}TCR_EL2.SL0 / VTCR.SL0
    bits(2)  irgn,        // VTCR_EL2.IRGN0 / VTCR.IRGN0
    bits(2)  orgn,        // VTCR_EL2.ORGNO / VTCR.ORGNO
    bits(2)  sh,          // VTCR_EL2.SH0 / VTCR.SH0
    bit      ee,          // SCTLR_EL2.EE / HSCTLR.EE
    bit      ptw,         // HCR_EL2.PTW / HCR.PTW
    bit      vm,          // HCR_EL2.VM / HCR.VM
)
```

Library pseudocode for shared/translation/vmsa/SDFType

```
// SDFType
// =====
// Short-descriptor format type

enumeration SDFType {
    SDFType_Table,
    SDFType_Invalid,
    SDFType_Supersection,
    SDFType_Section,
    SDFType_LargePage,
    SDFType_SmallPage
};
```

Library pseudocode for shared/translation/vmsa/SecurityStateForRegime

```
// SecurityStateForRegime()
// =====
// Return the Security State of the given translation regime

SecurityState SecurityStateForRegime(Regime regime)
    case regime of
        when Regime\_EL3      return SecurityStateAtEL(EL3);
        when Regime\_EL30     return SS\_Secure; // A32 EL3 is always Secure
        when Regime\_EL2      return SecurityStateAtEL(EL2);
        when Regime\_EL20     return SecurityStateAtEL(EL2);
        when Regime\_EL10     return SecurityStateAtEL(EL1);
```

Library pseudocode for shared/translation/vmsa/StageOA

```
// StageOA()
// =====
// Given the final walk state (a page or block descriptor), map the untranslated
// input address bits to the output address

FullAddress StageOA(bits(64) ia, bit d128, TGx tgx, TTWState walkstate)
    // Output Address
    FullAddress oa;
    constant integer tsize = TranslationSize(d128, tgx, walkstate.level);
    constant integer csize = (if walkstate.contiguous == '1' then
                               ContiguousSize(d128, tgx, walkstate.level)
                               else 0);

    constant AddressSize ia_msb = tsize + csize;
    oa.paspace = walkstate.baseaddress.paspace;
    oa.address = walkstate.baseaddress.address<55:ia_msb>:ia<ia_msb-1:0>;

    return oa;
```

Library pseudocode for shared/translation/vmsa/TGx

```
// TGx
// ===
// Translation granules sizes

enumeration TGx {
    TGx_4KB,
    TGx_16KB,
    TGx_64KB
};
```

Library pseudocode for shared/translation/vmsa/TGxGranuleBits

```
// TGxGranuleBits()
// =====
// Retrieve the address size, in bits, of a granule

AddressSize TGxGranuleBits(TGx tgx)
    case tgx of
        when TGx\_4KB  return 12;
        when TGx\_16KB return 14;
        when TGx\_64KB return 16;
```

Library pseudocode for shared/translation/vmsa/TLBContext

```
// TLBContext
// =====
// Translation context compared on TLB lookups and invalidations, promoting a TLB hit on match

type TLBContext is (
    SecurityState ss,
    Regime regime,
    bits(16) vmid,
    bits(16) asid,
    bit nG,
    PASpace ipaspace, // Used in stage 2 lookups & invalidations only
    boolean includes_s1,
    boolean includes_s2,
    boolean use_vmid,
    boolean includes_gpt,
    bits(64) ia, // Input Address
    TGx tg,
    bit cnp,
    integer level, // Assist TLBI level hints (FEAT_TTL)
    boolean isd128,
    bit xs // XS attribute (FEAT_XS)
)
```

Library pseudocode for shared/translation/vmsa/TLBRecord

```
// TLBRecord
// =====
// Translation output as a TLB payload

type TLBRecord is (
    TLBContext context,
    TTWState walkstate,
    AddressSize blocksize, // Number of bits directly mapped from IA to OA
    integer contigsize, // Number of entries log 2 marking a contiguous output range
    bits(128) s1descriptor, // Stage 1 leaf descriptor in memory (valid if the TLB caches stage 1)
    bits(128) s2descriptor // Stage 2 leaf descriptor in memory (valid if the TLB caches stage 2)
)
```

Library pseudocode for shared/translation/vmsa/TTWState

```
// TTWState
// =====
// Translation table walk state

type TTWState is (
    boolean istable,
    integer level,
    FullAddress baseaddress,
    bit contiguous,
    boolean s1assured, // Stage 1 Assured Translation Property
    bit s2assuredonly, // Stage 2 AssuredOnly attribute
    bit disch, // Stage 1 Disable Contiguous Hint
    bit nG,
    bit guardedpage,
    SDFTType sdftype, // AArch32 Short-descriptor format walk only
    bits(4) domain, // AArch32 Short-descriptor format walk only
    MemoryAttributes memattrs,
    Permissions permissions
)
```

Library pseudocode for shared/translation/vmsa/TranslationRegime

```
// TranslationRegime()
// =====
// Select the translation regime given the target EL and PE state

Regime TranslationRegime(bits(2) el)
    if el == EL3 then
        return if ELUsingAArch32(EL3) then Regime\_EL30 else Regime\_EL3;
    elsif el == EL2 then
        return if ELIsInHost(EL2) then Regime\_EL20 else Regime\_EL2;
    elsif el == EL1 then
        return Regime\_EL10;
    elsif el == EL0 then
        if CurrentSecurityState() == SS\_Secure && ELUsingAArch32(EL3) then
            return Regime\_EL30;
        elsif ELIsInHost(EL0) then
            return Regime\_EL20;
        else
            return Regime\_EL10;
    else
        Unreachable();
```

Library pseudocode for shared/translation/vmsa/TranslationSize

```
// TranslationSize()
// =====
// Compute the number of bits directly mapped from the input address
// to the output address

AddressSize TranslationSize(bit d128, TGx tgx, integer level)
    granulebits = TGxGranuleBits(tgx);
    descsize2 = if d128 == '1' then 4 else 3;
    blockbits = (FINAL\_LEVEL - level) * (granulebits - descsize2);

    return granulebits + blockbits;
```

Library pseudocode for shared/translation/vmsa/UseASID

```
// UseASID()
// =====
// Determine whether the translation context for the access requires ASID or is a global entry

boolean UseASID(TLBContext accesscontext)
    return HasUnprivileged(accesscontext.regime);
```

Library pseudocode for shared/translation/vmsa/UseVMID

```
// UseVMID()
// =====
// Determine whether the translation context for the access requires VMID to match a TLB entry

boolean UseVMID(Regime regime)
    return regime == Regime\_EL10 && EL2Enabled();
```

Library pseudocode for srmask/EffectiveACTLRMASK_EL1

```
// EffectiveACTLRMASK_EL1()
// =====
// Return the effective value of ACTLRMASK_EL1.

ACTLR_EL1_Type EffectiveACTLRMASK_EL1()
    if !IsFeatureImplemented(FEAT_SRMASK) then return Zeros(64);
    if HaveEL(EL3) && SCR_EL3.SRMASKEn == '0' then return Zeros(64);
    if EL2Enabled() && (!IsHCRXEL2Enabled() || HCRX_EL2.SRMASKEn == '0') then
        return Zeros(64);
    constant ACTLR_EL1_Type mask = bits(64) IMPLEMENTATION_DEFINED "ACTLR_EL1 layout";

    return mask;
```

Library pseudocode for srmask/EffectiveACTLRMASK_EL2

```
// EffectiveACTLRMASK_EL2()
// =====
// Return the effective value of ACTLRMASK_EL2.

ACTLR_EL2_Type EffectiveACTLRMASK_EL2()
    if !IsFeatureImplemented(FEAT_SRMASK) then return Zeros(64);
    if HaveEL(EL3) && SCR_EL3.SRMASKEn == '0' then return Zeros(64);
    constant ACTLR_EL2_Type mask = bits(64) IMPLEMENTATION_DEFINED "ACTLR_EL2 layout";

    return mask;
```

Library pseudocode for srmask/EffectiveCPACRMASK_EL1

```
// EffectiveCPACRMASK_EL1()
// =====
// Return the effective value of CPACRMASK_EL1.

CPACR_EL1_Type EffectiveCPACRMASK_EL1()
    if !IsFeatureImplemented(FEAT_SRMASK) then return Zeros(64);
    if HaveEL(EL3) && SCR_EL3.SRMASKEn == '0' then return Zeros(64);
    if EL2Enabled() && (!IsHCRXEL2Enabled() || HCRX_EL2.SRMASKEn == '0') then
        return Zeros(64);
    CPACR_EL1_Type mask = Ones(64);
    constant CPACRMASK_EL1_Type mask_reg = CPACRMASK_EL1;

    mask.TCPAC = mask_reg.TCPAC;
    mask.TAM = mask_reg.TAM;
    mask.E0POE = mask_reg.E0POE;
    mask.TTA = mask_reg.TTA;
    mask.SMEN = SignExtend(mask_reg.SMEN, 2);
    mask.FPEN = SignExtend(mask_reg.FPEN, 2);
    mask.ZEN = SignExtend(mask_reg.ZEN, 2);
    mask<32+: 32> = Zeros(32);
    mask<26+: 2> = Zeros(2);
    mask<22+: 2> = Zeros(2);
    mask<18+: 2> = Zeros(2);
    mask<0+: 16> = Zeros(16);
    return mask;
```

Library pseudocode for srmask/EffectiveCPTRMASK_EL2

```
// EffectiveCPTRMASK_EL2()
// =====
// Return the effective value of CPTRMASK_EL2.

CPTR_EL2_Type EffectiveCPTRMASK_EL2()
    if !IsFeatureImplemented(FEAT_SRMASK) then return Zeros(64);
    if HaveEL(EL3) && SCR_EL3.SRMASKEn == '0' then return Zeros(64);
    CPTR_EL2_Type mask = Ones(64);
    constant CPTRMASK_EL2_Type mask_reg = CPTRMASK_EL2;

    if ELIsInHost(EL2) then
        mask.TCPAC = mask_reg.TCPAC;
        mask.TAM = mask_reg.TAM;
        mask.EOPOE = mask_reg.EOPOE;
        mask.TTA = mask_reg.TTA;
        mask.SMEN = SignExtend(mask_reg.SMEN, 2);
        mask.FPEN = SignExtend(mask_reg.FPEN, 2);
        mask.ZEN = SignExtend(mask_reg.ZEN, 2);
        mask<32+: 32> = Zeros(32);
        mask<26+: 2> = Zeros(2);
        mask<22+: 2> = Zeros(2);
        mask<18+: 2> = Zeros(2);
        mask<0+: 16> = Zeros(16);
    else
        mask.TCPAC = mask_reg.TCPAC;
        mask.TAM = mask_reg.TAM;
        mask.TTA = mask_reg.TTA;
        mask.TSM = mask_reg.TSM;
        mask.TFP = mask_reg.TFP;
        mask.TZ = mask_reg.TZ;
        mask<32+: 32> = Zeros(32);
        mask<21+: 9> = Zeros(9);
        mask<14+: 6> = Zeros(6);
        mask<13+: 1> = '0';
        mask<11+: 1> = '0';
        mask<9+: 1> = '0';
        mask<0+: 8> = Zeros(8);
    return mask;
```

Library pseudocode for srmask/EffectiveSCTLR2MASK_EL1

```
// EffectiveSCTLR2MASK_EL1()
// =====
// Return the effective value of SCTLR2MASK_EL1.

SCTLR2_EL1_Type EffectiveSCTLR2MASK_EL1()
    if !IsFeatureImplemented(FEAT_SRMASK) then return Zeros(64);
    if HaveEL(EL3) && SCR_EL3.SRMASKEn == '0' then return Zeros(64);
    if EL2Enabled() && (!IsHCRXEL2Enabled() || HCRX_EL2.SRMASKEn == '0') then
        return Zeros(64);
    SCTLR2_EL1_Type mask = Ones(64);
    constant SCTLR2MASK_EL1_Type mask_reg = SCTLR2MASK_EL1;

    mask.CPTM0 = mask_reg.CPTM0;
    mask.CPTM = mask_reg.CPTM;
    mask.CPTA0 = mask_reg.CPTA0;
    mask.CPTA = mask_reg.CPTA;
    mask.EnPACM0 = mask_reg.EnPACM0;
    mask.EnPACM = mask_reg.EnPACM;
    mask.EnIDCP128 = mask_reg.EnIDCP128;
    mask.EASE = mask_reg.EASE;
    mask.EnANERR = mask_reg.EnANERR;
    mask.EnADERR = mask_reg.EnADERR;
    mask.NMEA = mask_reg.NMEA;
    mask<13+: 51> = Zeros(51);
    mask<0+: 2> = Zeros(2);
    return mask;
```

Library pseudocode for srmask/EffectiveSCTLR2MASK_EL2

```
// EffectiveSCTLR2MASK_EL2()
// =====
// Return the effective value of SCTLR2MASK_EL2.

SCTLR2_EL2_Type EffectiveSCTLR2MASK_EL2()
    if !IsFeatureImplemented(FEAT_SRMASK) then return Zeros(64);
    if HaveEL(EL3) && SCR_EL3.SRMASKEn == '0' then return Zeros(64);
    SCTLR2_EL2_Type mask = Ones(64);
    constant SCTLR2MASK_EL2_Type mask_reg = SCTLR2MASK_EL2;

    mask.CPTM0 = mask_reg.CPTM0;
    mask.CPTM = mask_reg.CPTM;
    mask.CPTA0 = mask_reg.CPTA0;
    mask.CPTA = mask_reg.CPTA;
    mask.EnPACM0 = mask_reg.EnPACM0;
    mask.EnPACM = mask_reg.EnPACM;
    mask.EnIDCP128 = mask_reg.EnIDCP128;
    mask.EASE = mask_reg.EASE;
    mask.EnANERR = mask_reg.EnANERR;
    mask.EnADERR = mask_reg.EnADERR;
    mask.NMEA = mask_reg.NMEA;
    mask.EMEC = mask_reg.EMEC;
    mask<13+: 51> = Zeros(51);
    mask<0+: 1> = '0';
    return mask;
```



```

// EffectiveSCTLRMASK_EL1()
// =====
// Return the effective value of SCTLRMASK_EL1.

SCTLR_EL1_Type EffectiveSCTLRMASK_EL1()
    if !IsFeatureImplemented(FEAT_SRMASK) then return Zeros(64);
    if HaveEL(EL3) && SCR_EL3.SRMASKEn == '0' then return Zeros(64);
    if EL2Enabled() && (!IsHCRXEL2Enabled() || HCRX_EL2.SRMASKEn == '0') then
        return Zeros(64);
    SCTLR_EL1_Type mask = Ones(64);
    constant SCTLRMASK_EL1_Type mask_reg = SCTLRMASK_EL1;

    mask.TIDCP = mask_reg.TIDCP;
    mask.SPINTMASK = mask_reg.SPINTMASK;
    mask.NMI = mask_reg.NMI;
    mask.EnTP2 = mask_reg.EnTP2;
    mask.TCSO = mask_reg.TCSO;
    mask.TCSO0 = mask_reg.TCSO0;
    mask.EPAN = mask_reg.EPAN;
    mask.EnALS = mask_reg.EnALS;
    mask.EnAS0 = mask_reg.EnAS0;
    mask.EnASR = mask_reg.EnASR;
    mask.TME = mask_reg.TME;
    mask.TME0 = mask_reg.TME0;
    mask.TMT = mask_reg.TMT;
    mask.TMT0 = mask_reg.TMT0;
    mask.TWEDEL = SignExtend(mask_reg.TWEDEL, 4);
    mask.TWEDEn = mask_reg.TWEDEn;
    mask.DSSBS = mask_reg.DSSBS;
    mask.ATA = mask_reg.ATA;
    mask.ATA0 = mask_reg.ATA0;
    mask.TCF = SignExtend(mask_reg.TCF, 2);
    mask.TCF0 = SignExtend(mask_reg.TCF0, 2);
    mask.ITFSB = mask_reg.ITFSB;
    mask.BT1 = mask_reg.BT1;
    mask.BT0 = mask_reg.BT0;
    mask.EnFPM = mask_reg.EnFPM;
    mask.MSCEn = mask_reg.MSCEn;
    mask.CMOW = mask_reg.CMOW;
    mask.EnIA = mask_reg.EnIA;
    mask.EnIB = mask_reg.EnIB;
    mask.LSMAOE = mask_reg.LSMAOE;
    mask.nTLSMD = mask_reg.nTLSMD;
    mask.EnDA = mask_reg.EnDA;
    mask.UCI = mask_reg.UCI;
    mask.EE = mask_reg.EE;
    mask.EOE = mask_reg.EOE;
    mask.SPAN = mask_reg.SPAN;
    mask.EIS = mask_reg.EIS;
    mask.IESB = mask_reg.IESB;
    mask.TSCXT = mask_reg.TSCXT;
    mask.WXN = mask_reg.WXN;
    mask.nTWE = mask_reg.nTWE;
    mask.nTWI = mask_reg.nTWI;
    mask.UCT = mask_reg.UCT;
    mask.DZE = mask_reg.DZE;
    mask.EnDB = mask_reg.EnDB;
    mask.I = mask_reg.I;
    mask.EOS = mask_reg.EOS;
    mask.EnRCTX = mask_reg.EnRCTX;
    mask.UMA = mask_reg.UMA;
    mask.SED = mask_reg.SED;
    mask.ITD = mask_reg.ITD;
    mask.nAA = mask_reg.nAA;
    mask.CP15BEN = mask_reg.CP15BEN;
    mask.SA0 = mask_reg.SA0;
    mask.SA = mask_reg.SA;
    mask.C = mask_reg.C;
    mask.A = mask_reg.A;
    mask.M = mask_reg.M;

```

```
mask<17+: 1> = '0';  
return mask;
```



```

// EffectiveSCTLRMASK_EL2()
// =====
// Return the effective value of SCTLRMASK_EL2.

SCTLR_EL2_Type EffectiveSCTLRMASK_EL2()
    if !IsFeatureImplemented(FEAT_SRMASK) then return Zeros(64);
    if HaveEL(EL3) && SCR_EL3.SRMASKEN == '0' then return Zeros(64);
    SCTLR_EL2_Type mask = Ones(64);
    constant SCTLRMASK_EL2_Type mask_reg = SCTLRMASK_EL2;

    mask.TIDCP = mask_reg.TIDCP;
    mask.SPINTMASK = mask_reg.SPINTMASK;
    mask.NMI = mask_reg.NMI;
    mask.EnTP2 = mask_reg.EnTP2;
    mask.TCSO = mask_reg.TCSO;
    mask.TCSO0 = mask_reg.TCSO0;
    mask.EPAN = mask_reg.EPAN;
    mask.EnALS = mask_reg.EnALS;
    mask.EnAS0 = mask_reg.EnAS0;
    mask.EnASR = mask_reg.EnASR;
    mask.TME = mask_reg.TME;
    mask.TME0 = mask_reg.TME0;
    mask.TMT = mask_reg.TMT;
    mask.TMT0 = mask_reg.TMT0;
    mask.TWEDEL = SignExtend(mask_reg.TWEDEL, 4);
    mask.TWEDEn = mask_reg.TWEDEn;
    mask.DSSBS = mask_reg.DSSBS;
    mask.ATA = mask_reg.ATA;
    mask.ATA0 = mask_reg.ATA0;
    mask.TCF = SignExtend(mask_reg.TCF, 2);
    mask.TCF0 = SignExtend(mask_reg.TCF0, 2);
    mask.ITFSB = mask_reg.ITFSB;
    mask.BT = mask_reg.BT;
    mask.BT0 = mask_reg.BT0;
    mask.EnFPM = mask_reg.EnFPM;
    mask.MSCEn = mask_reg.MSCEn;
    mask.CMOW = mask_reg.CMOW;
    mask.EnIA = mask_reg.EnIA;
    mask.EnIB = mask_reg.EnIB;
    mask.LSMAOE = mask_reg.LSMAOE;
    mask.nTLSMD = mask_reg.nTLSMD;
    mask.EnDA = mask_reg.EnDA;
    mask.UCI = mask_reg.UCI;
    mask.EE = mask_reg.EE;
    mask.EOE = mask_reg.EOE;
    mask.SPAN = mask_reg.SPAN;
    mask.EIS = mask_reg.EIS;
    mask.IESB = mask_reg.IESB;
    mask.TSCXT = mask_reg.TSCXT;
    mask.WXN = mask_reg.WXN;
    mask.nTWE = mask_reg.nTWE;
    mask.nTWI = mask_reg.nTWI;
    mask.UCT = mask_reg.UCT;
    mask.DZE = mask_reg.DZE;
    mask.EnDB = mask_reg.EnDB;
    mask.I = mask_reg.I;
    mask.EOS = mask_reg.EOS;
    mask.EnRCTX = mask_reg.EnRCTX;
    mask.SED = mask_reg.SED;
    mask.ITD = mask_reg.ITD;
    mask.nAA = mask_reg.nAA;
    mask.CP15BEN = mask_reg.CP15BEN;
    mask.SA0 = mask_reg.SA0;
    mask.SA = mask_reg.SA;
    mask.C = mask_reg.C;
    mask.A = mask_reg.A;
    mask.M = mask_reg.M;
    mask<17+: 1> = '0';
    mask<9+: 1> = '0';
    return mask;

```

Library pseudocode for srmask/EffectiveTCR2MASK_EL1

```
// EffectiveTCR2MASK_EL1()
// =====
// Return the effective value of TCR2MASK_EL1.

TCR2_EL1_Type EffectiveTCR2MASK_EL1()
    if !IsFeatureImplemented(FEAT_SRMASK) then return Zeros(64);
    if HaveEL(EL3) && SCR_EL3.SRMASKEn == '0' then return Zeros(64);
    if EL2Enabled() && (!IsHCRXEL2Enabled() || HCRX_EL2.SRMASKEn == '0') then
        return Zeros(64);
    TCR2_EL1_Type mask = Ones(64);
    constant TCR2MASK_EL1_Type mask_reg = TCR2MASK_EL1;

    mask.FNGNA1 = mask_reg.FNGNA1;
    mask.FNGNA0 = mask_reg.FNGNA0;
    mask.FNG1 = mask_reg.FNG1;
    mask.FNG0 = mask_reg.FNG0;
    mask.A2 = mask_reg.A2;
    mask.DisCH1 = mask_reg.DisCH1;
    mask.DisCH0 = mask_reg.DisCH0;
    mask.HAFT = mask_reg.HAFT;
    mask.PTTWI = mask_reg.PTTWI;
    mask.D128 = mask_reg.D128;
    mask.AIE = mask_reg.AIE;
    mask.POE = mask_reg.POE;
    mask.E0POE = mask_reg.E0POE;
    mask.PIE = mask_reg.PIE;
    mask.PnCH = mask_reg.PnCH;
    mask<22+: 42> = Zeros(42);
    mask<19+: 1> = '0';
    mask<12+: 2> = Zeros(2);
    mask<6+: 4> = Zeros(4);
    return mask;
```

Library pseudocode for srmask/EffectiveTCR2MASK_EL2

```
// EffectiveTCR2MASK_EL2()
// =====
// Return the effective value of TCR2MASK_EL2.

TCR2_EL2_Type EffectiveTCR2MASK_EL2()
  if !IsFeatureImplemented(FEAT_SRMASK) then return Zeros(64);
  if HaveEL(EL3) && SCR_EL3.SRMASKEn == '0' then return Zeros(64);
  TCR2_EL2_Type mask = Ones(64);
  constant TCR2MASK_EL2_Type mask_reg = TCR2MASK_EL2;

  if !ELIsInHost(EL2) then
    mask.AMEC0 = mask_reg.AMEC0;
    mask.HAFT = mask_reg.HAFT;
    mask.PTTWI = mask_reg.PTTWI;
    mask.AIE = mask_reg.AIE;
    mask.POE = mask_reg.POE;
    mask.PIE = mask_reg.PIE;
    mask.PnCH = mask_reg.PnCH;
    mask<13+: 51> = Zeros(51);
    mask<5+: 5> = Zeros(5);
    mask<2+: 1> = '0';
  else
    mask.FNG1 = mask_reg.FNG1;
    mask.FNG0 = mask_reg.FNG0;
    mask.A2 = mask_reg.A2;
    mask.DisCH1 = mask_reg.DisCH1;
    mask.DisCH0 = mask_reg.DisCH0;
    mask.AMEC1 = mask_reg.AMEC1;
    mask.AMEC0 = mask_reg.AMEC0;
    mask.HAFT = mask_reg.HAFT;
    mask.PTTWI = mask_reg.PTTWI;
    mask.D128 = mask_reg.D128;
    mask.AIE = mask_reg.AIE;
    mask.POE = mask_reg.POE;
    mask.EOPOE = mask_reg.EOPOE;
    mask.PIE = mask_reg.PIE;
    mask.PnCH = mask_reg.PnCH;
    mask<19+: 45> = Zeros(45);
    mask<6+: 4> = Zeros(4);
  return mask;
```

Library pseudocode for srmask/EffectiveTCRMASK_EL1

```
// EffectiveTCRMASK_EL1()
// =====
// Return the effective value of TCRMASK_EL1.

TCR_EL1_Type EffectiveTCRMASK_EL1()
    if !IsFeatureImplemented(FEAT_SRMASK) then return Zeros(64);
    if HaveEL(EL3) && SCR_EL3.SRMASKEn == '0' then return Zeros(64);
    if EL2Enabled() && (!IsHCRXEL2Enabled() || HCRX_EL2.SRMASKEn == '0') then
        return Zeros(64);
    TCR_EL1_Type mask = Ones(64);
    constant TCRMASK_EL1_Type mask_reg = TCRMASK_EL1;

    mask.MTX1 = mask_reg.MTX1;
    mask.MTX0 = mask_reg.MTX0;
    mask.DS = mask_reg.DS;
    mask.TCMA1 = mask_reg.TCMA1;
    mask.TCMA0 = mask_reg.TCMA0;
    mask.EOPD1 = mask_reg.EOPD1;
    mask.EOPD0 = mask_reg.EOPD0;
    mask.NFD1 = mask_reg.NFD1;
    mask.NFD0 = mask_reg.NFD0;
    mask.TBID1 = mask_reg.TBID1;
    mask.TBID0 = mask_reg.TBID0;
    mask.HWU162 = mask_reg.HWU162;
    mask.HWU161 = mask_reg.HWU161;
    mask.HWU160 = mask_reg.HWU160;
    mask.HWU159 = mask_reg.HWU159;
    mask.HWU062 = mask_reg.HWU062;
    mask.HWU061 = mask_reg.HWU061;
    mask.HWU060 = mask_reg.HWU060;
    mask.HWU059 = mask_reg.HWU059;
    mask.HPD1 = mask_reg.HPD1;
    mask.HPD0 = mask_reg.HPD0;
    mask.HD = mask_reg.HD;
    mask.HA = mask_reg.HA;
    mask.TBI1 = mask_reg.TBI1;
    mask.TBI0 = mask_reg.TBI0;
    mask.AS = mask_reg.AS;
    mask.IPS = SignExtend(mask_reg.IPS, 3);
    mask.TG1 = SignExtend(mask_reg.TG1, 2);
    mask.SH1 = SignExtend(mask_reg.SH1, 2);
    mask.ORG1 = SignExtend(mask_reg.ORG1, 2);
    mask.IRG1 = SignExtend(mask_reg.IRG1, 2);
    mask.EPD1 = mask_reg.EPD1;
    mask.A1 = mask_reg.A1;
    mask.T1SZ = SignExtend(mask_reg.T1SZ, 6);
    mask.TG0 = SignExtend(mask_reg.TG0, 2);
    mask.SH0 = SignExtend(mask_reg.SH0, 2);
    mask.ORG0 = SignExtend(mask_reg.ORG0, 2);
    mask.IRG0 = SignExtend(mask_reg.IRG0, 2);
    mask.EPD0 = mask_reg.EPD0;
    mask.T0SZ = SignExtend(mask_reg.T0SZ, 6);
    mask<62+: 2> = Zeros(2);
    mask<35+: 1> = '0';
    mask<6+: 1> = '0';
    return mask;
```



```

// EffectiveTCRMASK_EL2()
// =====
// Return the effective value of TCRMASK_EL2.

TCR_EL2_Type EffectiveTCRMASK_EL2()
    if !IsFeatureImplemented(FEAT_SRMASK) then return Zeros(64);
    if HaveEL(EL3) && SCR_EL3.SRMASKE == '0' then return Zeros(64);
    TCR_EL2_Type mask = Ones(64);
    constant TCRMASK_EL2_Type mask_reg = TCRMASK_EL2;

    if !ELIsInHost(EL2) then
        mask.MTX = mask_reg.MTX;
        mask.DS = mask_reg.DS;
        mask.TCMA = mask_reg.TCMA;
        mask.TBID = mask_reg.TBID;
        mask.HWU62 = mask_reg.HWU62;
        mask.HWU61 = mask_reg.HWU61;
        mask.HWU60 = mask_reg.HWU60;
        mask.HWU59 = mask_reg.HWU59;
        mask.HPD = mask_reg.HPD;
        mask.HD = mask_reg.HD;
        mask.HA = mask_reg.HA;
        mask.TBI = mask_reg.TBI;
        mask.PS = SignExtend(mask_reg.PS, 3);
        mask.TG0 = SignExtend(mask_reg.TG0, 2);
        mask.SH0 = SignExtend(mask_reg.SH0, 2);
        mask.ORGNO = SignExtend(mask_reg.ORGNO, 2);
        mask.IRGNO = SignExtend(mask_reg.IRGNO, 2);
        mask.TOSZ = SignExtend(mask_reg.TOSZ, 6);
        mask<34+: 30> = Zeros(30);
        mask<31+: 1> = '0';
        mask<23+: 1> = '0';
        mask<19+: 1> = '0';
        mask<6+: 2> = Zeros(2);
    else
        mask.MTX1 = mask_reg.MTX1;
        mask.MTX0 = mask_reg.MTX0;
        mask.DS = mask_reg.DS;
        mask.TCMA1 = mask_reg.TCMA1;
        mask.TCMA0 = mask_reg.TCMA0;
        mask.EOPD1 = mask_reg.EOPD1;
        mask.EOPD0 = mask_reg.EOPD0;
        mask.NFD1 = mask_reg.NFD1;
        mask.NFD0 = mask_reg.NFD0;
        mask.TBID1 = mask_reg.TBID1;
        mask.TBID0 = mask_reg.TBID0;
        mask.HWU162 = mask_reg.HWU162;
        mask.HWU161 = mask_reg.HWU161;
        mask.HWU160 = mask_reg.HWU160;
        mask.HWU159 = mask_reg.HWU159;
        mask.HWU062 = mask_reg.HWU062;
        mask.HWU061 = mask_reg.HWU061;
        mask.HWU060 = mask_reg.HWU060;
        mask.HWU059 = mask_reg.HWU059;
        mask.HPD1 = mask_reg.HPD1;
        mask.HPD0 = mask_reg.HPD0;
        mask.HD = mask_reg.HD;
        mask.HA = mask_reg.HA;
        mask.TBI1 = mask_reg.TBI1;
        mask.TBI0 = mask_reg.TBI0;
        mask.AS = mask_reg.AS;
        mask.IPS = SignExtend(mask_reg.IPS, 3);
        mask.TG1 = SignExtend(mask_reg.TG1, 2);
        mask.SH1 = SignExtend(mask_reg.SH1, 2);
        mask.ORGNO1 = SignExtend(mask_reg.ORGNO1, 2);
        mask.IRGNO1 = SignExtend(mask_reg.IRGNO1, 2);
        mask.EPD1 = mask_reg.EPD1;
        mask.A1 = mask_reg.A1;
        mask.T1SZ = SignExtend(mask_reg.T1SZ, 6);
        mask.TG0 = SignExtend(mask_reg.TG0, 2);

```

```
mask.SH0 = SignExtend(mask_reg.SH0, 2);
mask.ORGNO = SignExtend(mask_reg.ORGNO, 2);
mask.IRGNO = SignExtend(mask_reg.IRGNO, 2);
mask.EPD0 = mask_reg.EPD0;
mask.T0SZ = SignExtend(mask_reg.T0SZ, 6);
mask<62+: 2> = Zeros(2);
mask<35+: 1> = '0';
mask<6+: 1> = '0';
return mask;
```

Internal version only: aarchmrs v2025-03_rel, pseudocode v2025-03_rel ; Build timestamp: 2025-03-21T17:41

Copyright © 2010-2025 Arm Limited or its affiliates. All rights reserved. This document is Non-Confidential.